



INTRO
THIS IS LSU
TIGERS
COACHES
REVIEW
PREVIEW
RECORDS
HISTORY
LSU
MEDIA

2	Quick Facts
3	2005-06 Schedule/2004-05 Results
4	2005-06 Rosters
5	Roster Breakdown

## This is LSU

6	John Brady Basketball
8	Championship Basketball
10	1935 Mythical National Champs
11	NCAA Final Four Teams
12	All-Americans/SEC Player of the Year
13	First-Team All-Americans
15	Bob Pettit
16	Pete Maravich
17	Shaquille O'Neal
18	Cox Academic Center for Student-Athletes
22	Campus Life
26	CHAMPS/Community Service
27	Career Development
28	City of Baton Rouge
29	State of Louisiana
30	Maravich Center
34	National Spotlight
36	Locker Room
37	Deumite-McKay Squad Room
38	Strength and Conditioning
40	Dr. Broussard Training Center
42	Tigers in the NBA
44	Retired Jerseys
45	LSU Greats
46	Prominent LSU Alumni
48	Priscilla/Jack Andonie Museum
49	Athletic Facilities
50	The Southeastern Conference
51	Tiger Girls/Cheerleaders

## The Tigers

52	Player Outlook
54	Glen Davis
57	David Freshman
58	Darnell Lazare
61	Tack Minor
64	Darrel Mitchell
67	Garrett Temple/Tyrus Thomas
68	Alex Farrer/Kentrell Gransberry
69	Chris Johnson/Dameon Mason
70	Tasmin Mitchell/Magnum Rolle
71	Ben Voogd/Returning Player Stats
72	Radio/TV Roster

## Coaches

73	Coaches of the SEC Era
74	All-Time Coaching Records
75	Head Coach John Brady
82	Associate Head Coach Butch Pierre
83	Assistant Coach Nikita Johnson
84	Assistant Coach John Treloar
85	Scott Soprych/Support Staff
86	Strength and Conditioning
87	Athletics Trainer Shawn Eddy
88	Sixth Man Club

## Review

89	2004-05 Season Review
91	2004-05 Box Scores
95	2004-05 Season Statistics
96	2004-05 Scoreboard
97	2004-05 Superlatives
98	2004-05 Game-by-Game Statistics
99	2004-05 Starting Lineups
100	2004-05 Senior Farewell
101	SEC Review
102	SEC Postseason Honors
103	SEC Team Statistics
104	SEC Individual Statistics
105	NCAA Statistics

## Preview

106	Non-Conference Opponents
108	SEC Office
109	SEC Television Schedule
110	Alabama, Arkansas, Auburn, Florida
111	Georgia, Kentucky, Ole Miss, Mississippi State
112	South Carolina, Tennessee, Vanderbilt, Series Records vs. 2005-06 SEC Opponents
113	Postseason Dates, Travel Plans
114	SEC Tournament

## Records

116	School Records
119	Maravich Center Records
120	Miscellaneous Records/Stat Trends
122	Individual Career Records
123	Individual Single-Season Records
124	Yearly Leaders
126	Individual Single-Game Records
127	1,000-Point Club
131	500-Rebounds Club
133	Team Single-Season Records

134	Records by Class
135	Opponent Game Highs
136	Opponent Season Highs
137	60-50-40-30 Club
140	SEC/NCAA Statistical Leaders
141	SEC Tournament Records
142	NCAA Tournament Records
143	NIT Records

## History

144	Yearly Records/Milestones
145	Home-Away-Neutral
146	Year-by-Year Results
155	Series Records
165	Championship Teams
167	Record vs. Conferences
168	LSU in the Postseason
170	LSU in the AP Poll
174	SEC Championships
175	Brady Era Statistics
176	LSU Basketball on Television
177	100-Point Games
178	Overtime Games
179	Pete Maravich Assembly Center
182	All-SEC Teams
184	All-SEC Tournament/Academic/Good Works
185	Harry Rabenhorst
186	Dale Brown
187	Lettermen
190	LSU By The Numbers
191	LSWA Hall of Fame/LABC Awards

## LSU

194	President Jenkins/Board of Supervisors
195	Chancellor O'Keefe/Ken Carpenter
196	Athletics Director Skip Bertman
197	Athletic Administration

## Media

198	Media Guidelines
200	Media List
201	SEC SID Office
202	LSU SID Office
203	LSU Sports Television Network
204	LSU Sports Radio Network
205	LSUsports.net
206	TAF
208	LSU Sports Properties

The 2005-2006 LSU Men's Basketball Media Guide is a production of the LSU Sports Information Office.

**EDITOR** Kent Lowe  
**LAYOUT & DESIGN** David Hurd  
**PRODUCTION ASSISTANT** Jason Feirman, Peter Hoang, Brandon Jantz

**ASSISTANT EDITORS**  
 Michael Bonnette, Bill Franques,  
 Brian Miller, Laurie Cannon,  
 Melissa Reynaud, Will Stafford

**PHOTOGRAPHY**  
 Steve Franz, Brian Crain, Jim Zeitz, Prather Warren, Bill Feig, Michael Hebert, Buff Daniel,  
 Musemeche Photography, Gabe Jumonville, Jason Feirman, Dennis Hodges,  
 NBA Photos (Andrew Berstein, Sam Forencich, Glenn James, Kim Stallknecht, Steve Waltman, Jeff Vinnick)

**PRINTING**  
 EBSCO Media - Birmingham, Ala.



### LSUsports.net

As the Official Web Site of LSU Athletics, LSUsports.net provides complete and up-to-the-minute information about all 20 of LSU's varsity athletic teams to both fans and media around the nation.

INTRO

THIS IS LSU

TIGERS

COACHES

REVIEW

PREVIEW

RECORDS

HISTORY

LSU

MEDIA

## LSU Men's Basketball Coaching Staff

NAME	POSITION	ALMA MATER	YEAR AT LSU
John Brady	Head Coach	Belhaven, '76	9th
Butch Pierre	Associate Head Coach	Mississippi State, '84	9th
Nikita Johnson	Assistant Coach	West Georgia, '89	2nd
John Treloar	Assistant Coach	Belhaven, '79	2nd
Scott Soprych	Administrative Assistant	Indiana, '04	2nd

### Sports Information

Assistant AD/SID:	Michael Bonnette	LSU '93
Senior Associate SID:	Kent Lowe	LSU-Shreveport '79
Associate SID:	Brian Miller	Northeastern (Ma.) '96
Associate SID:	Bill Franques	LSU '85
Associate SID:	Melissa Reynaud	LSU '97
Associate SID:	Laurie Cannon	Utah State '00
Publications Director:	Jason Feirman	LSU '00
Graphic Design Coordinator:	David Hurd	LSU '03
Graphic Design Coordinator:	Peter Hoang	LSU '05
Photography Coordinator:	Steve Franz	LSU '93
Administrative Secretary:	Pat Fredericks	

### LSU Sports Television Network

Director of Television:	Kevin Wagner	LSU '80
Assistant Director:	John Schiebe	Oklahoma St. '86
Television Producer:	Paul Danna	LSU '95

### LSU Sports Radio Network

Director of Broadcasting:	Jim Hawthorne	Northwestern St. '67
---------------------------	---------------	----------------------

### Media Information

Men's Basketball SID:	C. Kent Lowe
SID Office Phone:	(225) 578-8226
Lowe's Office Phone:	(225) 578-1864
SID Fax:	(225) 578-1861
Lowe's Home Phone:	(225) 261-1734
Lowe's Cell Phone:	(225) 241-4360
Lowe's E-Mail Address:	clowe@lsu.edu
LSU Website:	www.LSUsports.net
Press Row Phone:	(225) 578-8226
SID Mailing Address:	P.O. Box 25095 Baton Rouge, LA 70894-5095
Overnight Address:	Fifth Floor Athletics Administration Building Nicholson Drive and North Stadium Drive Baton Rouge, LA 70894

### University

Location:	Baton Rouge, La.
Founded:	1860
Enrollment:	31,234
Nickname:	Tigers or Fighting Tigers
Colors:	Purple & Gold
Print specifications:	Purple-PMS 268, Gold-PMS 123
Mascot:	Mike V (live Bengal tiger)
Arena:	Pete Maravich Assembly Center
Capacity:	13,472
Year opened:	1972
All-time record in PMAC	386-133 (33 years)
Playing Floor:	Portable Wood
Conference:	Southeastern (West Division)
Band:	Bengal Brass Basketball Band



### Basketball Facts

Head Coach:	John Brady
Alma Mater/Year:	Belhaven '76
Career Record:	229-179
Years as Head Coach:	entering 15th year
Record at LSU:	140-102
Years at LSU:	entering 9th year
2005 Record:	20-10; 12-4 in SEC; SEC West co-champs, 1st round NCAA

### University Administration

President:	Dr. William L. Jenkins	Pretoria '58
Chancellor:	Sean O'Keefe	Loyola, '77
Faculty Representative:	Ken Carpenter	Oklahoma '62

### Athletics Department

Athletics Director:	Stanley "Skip" Bertman	Miami '61
Sr. Associate AD:	Dan Radakovich	Indiana (Pa.) '80
Assoc. AD/SWA:	Judy Southard	Coker '70
Assoc. AD/Operations:	Verge Ausberry	LSU '90
Assoc. AD/Student Services:	Bo Bahnsen	LSU '82
Assoc. AD/Business:	Mark Ewing	LSU '78
Assoc. AD/External Affairs:	Herb Vincent	LSU '83
Assoc. AD/Compliance:	Chris Howard	Kansas, '97
Asst. AD/Operations:	Eddie Nunez	Florida '98
Asst. AD/Student Services:	Miriam Segar	LSU '97

### Athletics Phone Numbers (225 area code)

Athletics Department:	578-8100
Athletics Director:	578-3600
Senior Women's Administrator:	578-1888
Student Services:	578-4100
Marketing & Promotions:	578-6629
Internal Operations:	578-6603
Business Office:	578-6783
Ticket Office:	578-2184
Men's Basketball Office:	578-8217

## 2005-06 LSU Basketball Schedule

Nov. 10	Global Sports (Exh.)	Baton Rouge, La.	7 p.m.
Nov. 15	LSU-Shreveport (Exh.)	Baton Rouge, La.	7 p.m.
Nov. 18	Southern	Baton Rouge, La.	7 p.m.
Nov. 21	Nicholls State	Baton Rouge, La.	7 p.m.
Nov. 26	at West Virginia	Morgantown, W. Va.	3:30 p.m.
Nov. 29	Houston (Fox Sports Net)	Baton Rouge, La.	8 p.m.
Dec. 10	McNeese State (Cox Sports TV)	Baton Rouge, La.	7 p.m.
Dec. 13	New Orleans (Cox Sports TV)	Baton Rouge, La.	7 p.m.
Dec. 17	Louisiana-Lafayette (Cox Sports TV)	Baton Rouge, La.	7 p.m.
Dec. 19	Northern Iowa (Cox Sports TV)	Baton Rouge, La.	7 p.m.
Dec. 22	vs Arkansas-Monticello (Las Vegas Holiday Classic)	Las Vegas, Nev.	TBA
Dec. 23	vs Cincinnati (Las Vegas Holiday Classic)	Las Vegas, Nev.	TBA
Dec. 31	at Ohio State	Columbus, Ohio	1 p.m.
Jan. 3	Tulane (Cox Sports TV)	Baton Rouge, La.	7 p.m.
Jan. 7	vs. Connecticut (CBS Sports)	Hartford, Conn.	3 p.m.
Jan. 11	at Arkansas*	Fayetteville, Ark.	7 p.m.
Jan. 14	Tennessee* (Fox Sports Net)	Baton Rouge, La.	5 p.m.
Jan. 18	at Mississippi State*	Starkville, Miss.	7 p.m.
Jan. 21	Alabama* (JP Sports)	Baton Rouge, La.	2 p.m.
Jan. 25	Georgia*	Baton Rouge, La.	7 p.m.
Jan. 28	at Ole Miss*	Oxford, Miss.	7 p.m.
Feb. 1	Auburn*	Baton Rouge, La.	7 p.m.
Feb. 4	at Alabama* (JP Sports)	Tuscaloosa, Ala.	Noon
Feb. 8	Arkansas* (JP Sports)	Baton Rouge, La.	7 p.m.
Feb. 11	at Florida* (JP Sports)	Gainesville, Fla.	Noon
Feb. 15	Mississippi State* (JP Sports)	Baton Rouge, La.	7 p.m.
Feb. 18	at Auburn* (Fox Sports Net)	Auburn, Ala.	5 p.m.
Feb. 22	at Vanderbilt*	Nashville, Tenn.	7 p.m.
Feb. 25	Kentucky* (CBS Sports)	Baton Rouge, La.	2:45 p.m.
Feb. 28	at South Carolina* (ESPN)	Columbia, S. C.	8 p.m.
March 4	Ole Miss*	Baton Rouge, La.	TBA
March 9-12	SEC Tournament (JP Sports, CBS)	Nashville, Tenn.	TBA

Home games in Bold \*denotes SEC Games

## 2004-05 LSU Basketball Results

DATE	OPPONENT	SCORE	PAID ATT.
Nov. 19	Tulane	W, 83-58	10,530
Nov. 21	Louisiana-Lafayette	W, 83-69	9,200
Nov. 24	New Orleans	W, 95-79	8,877
Nov. 27	West Virginia	L, 69-84	8,257
Dec. 11	Northwestern State	W, 83-74	8,530
Dec. 13	McNeese State	W, 82-79	7,930
Dec. 18	vs. Southern Miss (in Biloxi)	L, 84-88 (ot)	5,112
Dec. 21	at Houston	L, 72-81	5,302
Dec. 30	vs. Florida State (Nokia Sugar Bowl)	W, 67-50	4,527
Jan. 3	at Utah	L, 55-69	9,928
Jan. 8	at Alabama*	L, 58-73	11,558
Jan. 12	South Carolina*	W, 79-64	7,892
Jan. 15	Ohio State	W, 113-101 (2ot)	8,943
Jan. 19	Arkansas*	W, 66-63 (ot)	9,577
Jan. 22	at Kentucky*	L, 58-89	23,073
Jan. 26	Ole Miss *	W, 70-60	9,036
Jan. 29	Mississippi State *	W, 69-62	10,268
Feb. 2	at Georgia*	W, 95-79	5,521
Feb. 5	at Tennessee*	L, 55-77	13,003
Feb. 9	Auburn*	W, 90-69	8,622
Feb. 12	at Arkansas*	L, 62-65	20,273
Feb. 16	at Mississippi State*	W, 80-72	9,637
Feb. 19	Florida*	W, 77-73	10,425
Feb. 22	Alabama*	W, 61-59	11,339
Feb. 26	at Auburn*	W, 77-64	4,269
March 3	at Ole Miss*	W, 58-53	4,216
March 5	Vanderbilt*	W, 81-69	11,713
March 11	vs. Auburn (SEC Tournament)	W, 89-58	22,024
March 12	vs. Kentucky (SEC Tournament)	L, 78-79 (ot)	24,214
March 17	vs. UAB (NCAA Tournament)	L, 68-82	11,894

\*SEC Games

## Numerical Roster

NO.	NAME	CL.	POS.	HT.	WT.	EXP.	HOMETOWN/PRIOR SCHOOL
0	Glen Davis	So.	F	6-9	310	1VL	Baton Rouge, La./University HS
1	Tasmin Mitchell	Fr.	F	6-7	230	HS	Denham Springs, La./Denham Springs HS
2*	Dameon Mason	Jr.	G/F	6-5	190	TR	Kansas City, Mo./Marquette
3	Tack Minor	Jr.	G	5-11	200	2VL	Houston, Texas/Booker T. Washington HS
4	Ben Voogd	Fr.	G	6-1	175	HS	Florence, Ore./Siuslaw HS
10	David Fleshman	So.	G	6-0	184	1VL	Baton Rouge, La./The Dunham School
12	Tyrus Thomas	Fr.	F	6-9	215	RS	Baton Rouge, La./McKinley HS
14	Garrett Temple	Fr.	G	6-5	176	RS	Baton Rouge, La./University HS
15	Magnum Rolle	Fr.	F	6-10	215	HS	Freeport Bahamas/Laurinburg (NC) Prep
21	Chris Johnson	Fr.	C	6-11	190	HS	Washington, D.C./Laurinburg (NC) Prep
22	Darrel Mitchell	Sr.	G	5-11	178	3VL	St. Martinville, La./St. Martinville HS
30	Alex Farrer	Fr.	G/F	6-5	205	HS	Phoenix, Ariz./St. Mary's HS
35	Darnell Lazare	Jr.	F	6-8	240	2VL	Baton Rouge, La./Woodlawn HS
44	Kentrell Gransberry	Jr.	F	6-9	268	TR	Baton Rouge, La./San Jacinto JC

## Alphabetical Roster

NO.	NAME	CL.	POS.	HT.	WT.	EXP.	HOMETOWN/PRIOR SCHOOL
0	Glen Davis	So.	F	6-9	310	1VL	Baton Rouge, La./University HS
30	Alex Farrer	Fr.	G/F	6-5	205	HS	Phoenix, Ariz./St. Mary's HS
10	David Fleshman	So.	G	6-0	184	1VL	Baton Rouge, La./The Dunham School
44	Kentrell Gransberry	Jr.	F	6-9	268	TR	Baton Rouge, La./San Jacinto JC
21	Chris Johnson	Fr.	C	6-11	190	HS	Washington, D.C./Laurinburg (NC) Prep
35	Darnell Lazare	Jr.	F	6-8	240	2VL	Baton Rouge, La./Woodlawn HS
2*	Dameon Mason	Jr.	G/F	6-5	190	TR	Kansas City, Mo./Marquette
3	Tack Minor	Jr.	G	5-11	200	2VL	Houston, Texas/Booker T. Washington HS
22	Darrel Mitchell	Sr.	G	5-11	178	3VL	St. Martinville, La./St. Martinville HS
1	Tasmin Mitchell	Fr.	F	6-7	230	HS	Denham Springs, La./Denham Springs HS
15	Magnum Rolle	Fr.	F	6-10	215	HS	Freeport Bahamas/Laurinburg (NC) Prep
14	Garrett Temple	Fr.	G	6-5	176	RS	Baton Rouge, La./University HS
12	Tyrus Thomas	Fr.	F	6-9	215	RS	Baton Rouge, La./McKinley HS
4	Ben Voogd	Fr.	G	6-1	175	HS	Florence, Ore./Siuslaw HS

\*Eligible beginning with the 2006-07 season per NCAA Transfer rules

## Coaching Staff

<b>HEAD COACH:</b>	John Brady	(Belhaven, 1976)	9th year at LSU
<b>ASSOCIATE HEAD COACH:</b>	Butch Pierre	(Mississippi State, 1984)	9th year at LSU
<b>ASSISTANT COACH:</b>	John Treloar	(Belhaven, 1979)	2nd year at LSU
<b>ASSISTANT COACH:</b>	Nikita Johnson	(West Georgia, 1989)	2nd year at LSU
<b>ADMINISTRATIVE ASSISTANT:</b>	Scott Soprych	(Indiana, 2004)	2nd year at LSU

## Pronunciation Guide

**Lazare** - Luh-zarr

**Voogd** - Voog

**Rolle** - Roll

**Farrer** - Fair-er

**Treloar** - TREE-lor

**Soprych** - So-prich



**Louisiana (8)**

**Baton Rouge**

Glen Davis  
David Fleshman  
Kentrell Gransberry  
Darnell Lazare  
Garrett Temple  
Tyrus Thomas

**Denham Springs**

Tasmin Mitchell

**St. Martinville**

Darrel Mitchell

**Missouri**  
**Kansas City**  
Dameon Mason

**Texas**  
**Houston**  
Tack Minor



**Oregon**  
**Florence**  
Ben Voogd

**District of Columbia**  
**Washington**  
Chris Johnson

**Arizona**  
**Phoenix**  
Alex Farrer

**Bahamas**  
**Freeport**  
Magnum Rolle

**By Height**  
**6-11**

Chris Johnson

**6-10**

Magnum Rolle

**6-9**

Glen Davis  
Tyrus Thomas  
Kentrell Gransberry

**6-8**

Darnell Lazare

**6-7**

Tasmin Mitchell

**6-5**

Garrett Temple  
Dameon Mason  
Alex Farrer

**6-1**

Ben Voogd

**6-0**

David Fleshman

**5-11**

Darrel Mitchell  
"Tack" Minor

**By Class**  
**Seniors**

Darrel Mitchell

**Juniors**

Darnell Lazare  
Tack Minor  
Dameon Mason  
Kentrell Gransberry

**Sophomore**

Glen Davis  
David Fleshman

**Freshman**

Tasmin Mitchell  
Ben Voogd  
Tyrus Thomas  
Garrett Temple  
Magnum Rolle  
Chris Johnson  
Alex Farrer

- INTRO
- THIS IS LSU
- TIGERS
- COACHES
- REVIEW
- PREVIEW
- RECORDS
- HISTORY
- LSU
- MEDIA



**RESPONSIBILITY + ACCOUNTABILITY = SUCCESS**

It was March 1997 when John Brady, in his opening press conference, said the three words above that would become the cornerstone of his basketball program at LSU.

Three words. Three simple words. Separately, they all are important.

But put them together in a nice equation and you have the very fundamentals that LSU men's basketball coach John Brady stressed from the first day

he arrived on the campus as the head coach. Three words. All are important. Together, they form the foundation on which the LSU program proudly stands.

Now at first glance, you may wonder what those three words have to do with college basketball. But again, don't look at them as just single words. Put the first two together to come up with a solution and you see that there is a big picture that involves college basketball and

so much for those who choose to come and play for John Brady at LSU.

As has been proven time and time again, coaches are often judged strictly on how many games they win. Many times, that's all some people care about. While winning games is very important, the job of a head coach is so much more.

In coach Brady's first eight years at LSU, he has instilled in his student-athletes a philoso-




- INTRO
- THIS IS LSU**
- TIGERS
- COACHES
- REVIEW
- PREVIEW
- RECORDS
- HISTORY
- LSU
- MEDIA

phy that carries well in their time as both students and athletes. It is a philosophy that the LSU basketball fans also now understand more fully as winning has started to take place again at LSU on a consistent basis, bringing five postseason tournament appearances in the past six years.

Conference titles and postseason appearances are all well and good. But John Brady's philosophy doesn't stop there when the players walk off the court at the end of a game or practice. It can't. The reason it is so much more is because the players aren't just athletes, they aren't just students, they are student-athletes with a big responsibility on their shoulders. This coaching staff agrees that the team members must not only meet the demands of the athletic program, but they must meet the demands of the classroom.

They must also meet the always-tough demands of life, where every eye is on them constantly because they are athletes. They must operate in a society where one little mistake in a game or away from the campus puts them on the front page of a newspaper. It's not an easy thing to handle. It's even tougher when your team is in the national spotlight as the Tigers usually are.


John Brady has shown that he is very comfortable handling all these roles at LSU. In fact, he sincerely believes in the basketball player as a student-athlete who must be given the opportunity to succeed on the court, in the classroom and in life. His philosophy of coaching hasn't changed since the day he took the job at LSU. Again, it all comes down to three words. Three simple words. Three words that mean a lot separately, but mean oh so much more when part of a collective equation that sums up the reason for the success of the LSU basketball program.



**RESPONSIBILITY + ACCOUNTABILITY = SUCCESS + ACCOUNTABILITY = SUCCESS**



- INTRO
- THIS IS LSU**
- TIGERS
- COACHES
- REVIEW
- PREVIEW
- RECORDS
- HISTORY
- LSU
- MEDIA



**NATIONAL CHAMPIONS**

1935

**SEC CHAMPIONS**

1935

1953

1954

1979

1981

1985

1991

2000

**NCAA FINAL FOUR**

1953

1981

1986

**NIT FINAL FOUR**

1970

53 First-Team All-SEC Selections

47 Academic All-SEC Honors

9 SEC Player of the Year Honors

7 First-Team All-Americans

22 Postseason Appearances

3 NCAA Final Four Appearances

1 NIT Final Four Appearance

1 National Title

8 Southeastern Conference Titles

11 NBA First-Round Draft Picks

1 NBA No. 1 Pick

2 NBA No. 2 Picks

2 NBA No. 3 Picks

3 Members NBA at 50 Team

2 College National Players of the Year

**NCAA TOURNAMENT APPEARANCES**

1953                      1988

1954                      1989

1979                      1990

1980                      1991

1981                      1992

1984                      1993

1985                      2000

1986                      2003

1987                      2005

LSU Championship



INTRO
<b>THIS IS LSU</b>
TIGERS
COACHES
REVIEW
PREVIEW
RECORDS
HISTORY
LSU
MEDIA



**1991**

National Player of the Year


**Shaquille O'Neal**



**1981**

National Coach of the Year

**Dale Brown**



**1969, 1970**

National Player of the Year

**Pete Maravich**

**NAISMITH MEMORIAL BASKETBALL HALL OF FAME**

**Bob Pettit** .....Inducted - 1971

**Pete Maravich** .....Inducted - 1987

ampions

INTRO

THIS IS LSU

TIGERS

COACHES

REVIEW

PREVIEW

RECORDS

HISTORY

LSU

MEDIA

# 1935

**Record 14-1, 11-0**

**Winner American Legion  
Bowl - Atlantic City, N. J.**

**Southeastern Conference Champions**

**Coach Harry Rabenhorst**



(Front Row) Blackie Banker, Wally Wells, Henry Young, Sparky Wade, Nolan Miller, Guy Ottwell, Milford McDonald, Mac Michael. (Back Row) Judge Bryan, Bill Leathers, Shongaloo Lindsey, Sid Adger, Texas Bo Bohannan, Red Beeson, Jack Harris, Ben Journeay, Buddy Blair.

It was a different time and a different era. But in 1935, in the days before the NCAA Tournament and the National Invitation Tournament sprung to life and created true March Madness, there was a national championship being claimed on the hardwood at LSU.

Led by the school's first All-American, Sparky Wade, and Buddy Blair, the Tigers of 10th year head coach Harry Rabenhorst pulled off a feat that many people feel is the first magical moment of LSU basketball. The Tigers, after a 13-1 regular season and a co-championship in the Southeastern Conference, went to Atlantic City and played the best team in the East, the Pittsburgh Panthers, and won.

They called Wade the "Little Giant from Jena," and he could make a basketball do almost anything. He was 5-6 and a smaller preview of what would come in the late 1960s with Pete Maravich.

In 1935, the Tigers had a very favorable schedule that saw them play only three of 14 games away from the comfort of the Gym-Armory. The road games weren't bad trips at all, even in those days. One was to Houston to face Rice and the other two were to New Orleans to face Tulane.

The only loss of the season was that game against Rice, 56-47. Wade jokingly said in later years of that game, "The Rice Gym was an old auditorium with one chandelier with twenty-five watt bulbs. You could not see your feet or the color of uniforms. Even the floor was unwaxed."

But that was the only time the Tigers stumbled. Ironically, there was no SEC Tournament that particular year so LSU and Kentucky would not meet in basketball that season. Kentucky, undefeated in the conference, had not lost to LSU in a hoops contest and wouldn't until 26 years later.

So LSU and Pittsburgh were invited to the battle for the American Legion Bowl before some 5,000 at the Atlantic City Auditorium. LSU won by four, 41-37, but that tells so little of the story.

It was April 13, 1935. Doc Carlson's Panthers were 18-5 on the season. The Tigers started out very, very slow at a time when scoring points could be easily at a premium. The Tigers trailed 18-4 and still were down by nine, 26-17, at the half.

Gradually LSU rallied back. Buddy Blair made a long shot to give LSU a 35-33 lead. He then followed it with the next six points for the Tigers. Pittsburgh outscored LSU 17-16 in field goals, but LSU had a 9-3 advantage from the free throw line.

Blair led all scorers with 20 points, Shongaloo Lindsey added eight, Sparky Wade five, Jack Harris four and Arnold Bryan and Ben Journeay two apiece. While Wade's point total

was down, his ball handling and court presence meant much to LSU's win.

The Advocate trumpeted the news the next day: "Louisiana State University, power in the Southeastern Conference, came from far behind tonight to defeat the University of Pittsburgh, Eastern Conference champion, 41-37, in their inter-sectional basketball game.

"The Bayou Tigers from Baton Rouge, trailing 26-17 at the half, smothered Pittsburgh in the second half with their flashy passing and scored goal after goal from the field."

"Pittsburgh used a figure-eight offense," Buddy Blair once said. "We had not seen this before and it hindered us in the first half. In the second half, we got our fast break going and just about ran them crazy."

In the days before Bob Pettit arrived on campus, Harry Rabenhorst said in 1951 that Wade was head and shoulders the best player on campus. "We've had some great boys here at LSU. We've had some great ones, but Sparky Wade was the most spectacular and most colorful. He was a showman and probably the greatest dribbler in basketball. Sparky came to delight the fans. He never came up short on that court."

"I'm not as great as they say I am," Sparky once said. "I'm just a little fellow — five-eight if I stretch — but you know, basketball is the silliest game in the world. You have 10 guys and only one basketball, and if I have the ball, who can beat me?"

In 1935, only one team could beat the Tigers and powerful Pittsburgh couldn't stop a second half onslaught that led to a special moment in LSU basketball: a chance to claim a national championship.

In 1994, the remaining living members of the team were honored and a banner lowered from the Maravich Center to forever honor the accomplishments of this great team in Tiger basketball history.

# 1935

- INTRO
- THIS IS LSU**
- TIGERS
- COACHES
- REVIEW
- PREVIEW
- RECORDS
- HISTORY
- LSU
- MEDIA

Three NCAA Final Fours for LSU: 1953, 1985, 1986. All with different heroes and much different circumstances. One at a time when the Final Four wasn't a media event in the days before television. A second came at a time when the LSU program was at a zenith, winning 17 straight conference games and the third came when LSU fans least expected it, or even imagined it. Here's a brief look back at LSU's three NCAA Final Four moments to date:



**1953 -- Record: 22-3, 13-0 in the SEC**  
**Coach: Harry Rabenhorst**

The NCAA Tournament was enlarged to a whopping 22 teams in 1953, adding four new conference winners and two more at-large entries. LSU, led by junior Bob Pettit, went through the conference undefeated in a year when Kentucky was barred from fielding a team, and advanced to the Final Four in Kansas City by downing Lebanon Valley (89-76) and Holy Cross (81-73). The Tigers were unable to sustain the momentum in the national semifinals, losing to Indiana, 80-67.



**1981 -- Record: 31-5, 17-1 in the SEC**  
**Coach: Dale Brown**

It was 25 years ago that LSU fans were "Silly in Philly" over LSU's trip to the Final Four. It was a year in which an LSU team, which featured Durand "Rudy" Macklin, Greg "Cookiemann" Cook, Ethan Martin, Howard Carter, Leonard Mitchell and Willie Sims among others, would win 26 straight games, including the first 17 in the league to advance as high as No.2 in the nation. Coach Dale Brown got the draw he wanted in the tournament, a route that would take him to the Final Four through the Louisiana Superdome. With the majority of 30,000-plus fans on hand, the Tigers beat Arkansas (72-56) and Wichita State (96-85) in the regional rounds to advance to the Final Four. But Macklin was hurt in the Wichita game and was less than 100 percent. Again Indiana would be the team to beat LSU in the national semifinals, 69-47.



**1986 -- Record: 26-12, 9-9 in the SEC**  
**Coach: Dale Brown**

A season that started 14-0, had a chickenpox scare in the middle, and finished the regular season with eight losses in the last 13 games, still had much promise to it at the end. The Tigers, coming off an SEC Championship the year before, still showed enough to earn a spot in the NCAA Tournament field of 64. LSU was seeded 11th, but would get to play its first two games in the then LSU Assembly Center. The Tigers first beat Purdue in double-overtime, then used an Anthony Wilson buzzer beater to down Memphis. From there, it was a win over Georgia Tech and then Ricky Blanton, Don Redden, Wilson and Derrick Taylor pulled off the impossible, beating Kentucky in the regional finals after the Wildcats had won three previous meetings earlier in the year. LSU still remains the lowest seed ever to make the NCAA Final Four, now 20 seasons later.

# FINAL FOUR

INTRO

THIS IS LSU

TIGERS

COACHES

REVIEW

PREVIEW

RECORDS

HISTORY

LSU

MEDIA

The following LSU players were named to a first, second or third All-America teams at some point in their college careers. Seven LSU players (Sparky Wade, Bobby Lowther, Bob Pettit, Pete Maravich, Durand "Rudy" Macklin, Chris Jackson, Shaquille O'Neal) have been designated first-team All-Americans at some point in their career. Gary K. Johnson of NCAA bases the following list on A-A research. Players are listed with the year and the organization that named them an All-American.

## 1935

### MALCOLM "SPARKY" WADE

1st team Converse Yearbook

## 1946

### BOBBY LOWTHER

1st team Helms Foundation

## 1952

### Bob Pettit

2nd team Associated Press  
 2nd team United Press International  
 2nd team Helms Foundation  
 4th team Converse Yearbook

## 1953

### BOB PETTIT

1st team Helms Foundation  
 2nd team Associated Press  
 2nd team United Press International  
 2nd team Look Magazine  
 2nd team International News Service  
 2nd team Newspaper Enterprises Assoc.  
 2nd team Colliers (Basketball Coaches)  
 3rd team Converse Yearbook

## 1954

### BOB PETTIT

1st team Associated Press  
 1st team United Press International  
 1st team International News Service  
 1st team Colliers (Basketball Coaches)  
 1st team Converse Yearbook  
 1st team Helms Foundation  
 1st team Tempo Magazine  
 1st team NABC  
 2nd team Newspaper Enterprises Assoc.  
 3rd team Look Magazine

## 1956

### ROGER SIGLER

2nd team Helms Foundation

## 1968

### PETE MARAVICH

1st team Associated Press  
 1st team NABC  
 1st team USBWA  
 1st team United Press International  
 1st team Sporting News  
 1st team Converse Yearbook

## 1969

### PETE MARAVICH

1st team Associated Press  
 1st team NABC  
 1st team USBWA  
 1st team United Press International  
 1st team Sporting News  
 1st team Converse Yearbook

## 1970

### PETE MARAVICH

1st team Associated Press  
 1st team NABC  
 1st team USBWA  
 1st team United Press International  
 1st team Sporting News  
 1st team Converse Yearbook

## 1979

### AL GREEN

2nd team Converse Yearbook

## 1980

### DURAND "RUDY" MACKLIN

1st team Converse Yearbook  
 2nd team Sporting News

## 1981

### DURAND "RUDY" MACKLIN

1st team USBWA  
 1st team Converse Yearbook  
 1st team John Wooden Award  
 2nd team United Press International  
 3rd team Basketball Times

### ETHAN MARTIN

3rd team Basketball Times

## 1982

### HOWARD CARTER

2nd team Converse Yearbook

## 1983

### HOWARD CARTER

2nd team Converse Yearbook

## 1989

### CHRIS JACKSON

1st team Associated Press  
 1st team United Press International  
 1st team USBWA  
 1st team Sporting News  
 2nd team NABC  
 2nd team Basketball Times

## 1990

### CHRIS JACKSON

1st team Associated Press  
 1st team NABC  
 1st team USBWA  
 1st team John Wooden Award  
 2nd team United Press International  
 2nd team Sporting News  
 2nd team Basketball Times

## 1991

### SHAQUILLE O'NEAL

1st team Associated Press  
 1st team United Press International  
 1st team NABC  
 1st team USBWA  
 1st team Sporting News  
 1st team Basketball Times  
 1st team John Wooden Award

## 1992

### SHAQUILLE O'NEAL

1st team Associated Press  
 1st team United Press International  
 1st team NABC  
 1st team USBWA  
 1st team Sporting News  
 1st team Basketball Times  
 1st team John Wooden Award

## 2000

### STROMILE SWIFT

2nd team USBWA  
 2nd team Basketball Times  
 3rd team Associated Press  
 3rd team NABC

## SEC Players of the Year

## 1968

### PETE MARAVICH

Associated Press  
 United Press International

## 1969

### PETE MARAVICH

Associated Press  
 United Press International

## 1970

### PETE MARAVICH

Associated Press  
 United Press International

## 1989

### CHRIS JACKSON

Associated Press  
 United Press International  
 Coaches

## 1990

### CHRIS JACKSON

Associated Press  
 United Press International  
 Coaches

## 1991

### SHAQUILLE O'NEAL

Associated Press  
 United Press International  
 Coaches

## 1992

### SHAQUILLE O'NEAL

Associated Press  
 United Press International  
 Coaches

## 2000


### STROMILE SWIFT

Associated Press

## 2005

### BRANDON BASS

Associated Press  
 Coaches



## Malcolm "Sparky" Wade

Guard • 5-9 • Jena, La.

1935

LSU's first basketball All-American averaged 9.7 points per game in 1933 and 12.4 points per game in 1934 to lead the scoring category for the first two years of the Southeastern Conference.

He was named a All-American in 1935 while leading LSU to the mythical national championship, averaging 12.7 points per game.

A native of Jena, Wade is considered the greatest dribbler and backcourt star in LSU basketball history.


Before moving to LSU, he was named to the high school All-State team three times from 1928 to 1930. He was elected MVP of the national high school championship playoffs as a senior.

Former Baton Rouge Morning Advocate sports editor Bud Montet, remembers Wade in these words:

"He could do everything with a basketball but dunk it, and make it sing. If there was an extraordinary floor-leader in the South at that time, it had to be Wade."

The three-time All-SEC selection is also a member of the Louisiana Sports Writers and Louisiana Association of Basketball Coaches Hall of Fame.

He was the "Little Giant from Jena." You can't talk LSU basketball without mention of the school's first All-American and first showman who could pass, score and dribble with the best of his and many others era.



## Bobby Lowther

Forward • 6-5 • Alexandria, La.

1946

Bobby Lowther officially was recognized as a first-team All-American in 1995 after a historian of the Helms Foundation confirmed that all members of the 1946 team had been upgraded to first-team status.

Lowther is the only two-sport All-America athlete in LSU's storied sports history. In 1946, he made the Helms Foundation basketball All-America squad and was a two-event All-American in track and field, finishing second at the NCAA Championships in the javelin and fourth in the pole vault.

The 6-5, 185-pound Alexandria native was also the triple jump champion at the 1946 National AAU Championships.

In basketball, he averaged 14.7 points per game as he also earned first-team All-SEC honors.

He was voted LSU's "Best All-Around Athlete" in 1947 in a field that also included such future professional stars as Y. A. Tittle, Alvin Dark and Joe Adcock.

Lowther is a member of the Louisiana Sports Writers Association Hall of Fame and was chosen to be the "Living Legend" honoree representing LSU at the 2005 Southeastern Conference basketball tournament in Atlanta.

INTRO

THIS IS LSU

TIGERS

COACHES

REVIEW


PREVIEW

RECORDS

HISTORY

LSU

MEDIA



## Durand "Rudy" Macklin

Forward • 6-7 • Louisville, Ky. **1980, 1981**

The recruitment of Durand "Rudy" Macklin marked the beginning of LSU's rise to the top of college basketball under Dale Brown.

In his first college game, he set a school rebounding record that no one has come close to, pulling down 32 boards in a win against Tulane.

After his magnificent LSU career, he became the school's all-time leading rebounder with 1,276 rebounds (a 10.4 rebounds per game average). That figure remains on top of the school chart. He also became the second leading scorer all-time at LSU behind Pete Maravich (2,080 points, 16.9 points per game average).


Much of his success and his All-America season in 1981 was after returning from a serious knee injury that forced him to miss all but two games of the 1978-79 season.

In 1981, he was also named Southeastern Conference Player of the Year and led the Tigers to their first NCAA Final Four since 1953. He beat out a star-studded cast of players including Georgia's Dominique Wilkins, Kentucky's Sam Bowie, and other future NBA players such as Jeff Malone of Mississippi State, Dale Ellis of Tennessee, Eddie Phillips of Alabama and teammate Howard Carter.

In Macklin's four years, LSU had records of 18-9, 23-6, 26-6 and 31-5. The Tigers won one SEC title, one SEC Tournament championship, advanced to the Elite 8 and the Final Four during the Macklin days.

One writer wrote of Macklin, "Macklin's aggressiveness has never been questioned in the Southeastern Conference. If they gave an award for the hardest worker, Macklin would have been the consensus choice of his peers, who marvel at how much effort he puts into the game."

In 2000, he was honored as the school's "Living Legend" at the SEC basketball tournament and in 2005 he was elected to the Louisiana Sports Hall of Fame.



## Chris Jackson

Guard • 6-1 • Gulfport, Miss. **1989, 1990**

In just his freshman and sophomore years, Jackson was a two-time consensus SEC Player of the Year lighting up scoreboards across America. After scoring 48 and 53 points in the first month of his college career, he went on to become the most celebrated freshman of all time, setting an NCAA freshman scoring record, averaging 30.2 points per game.

He became just the second freshman ever to make the Associated Press first-team All-America squad and the first ever to make the U.S. Basketball Writers Association's All-America team.

He finished his short career as the seventh leading scorer in school history with 1,854 points (29.0 ppg). His records for freshman include most points in a game (55), most points in a season (965) and season average (30.2).

He won accolades throughout the country as he starred on the court while fighting an ongoing battle with Tourette's Syndrome.

Jackson was chosen to the second team on the Louisiana Association of Basketball Coaches All-Louisiana Team of the Century.

Of Chris Jackson, Baton Rouge State Times sports editor Sam King wrote:

"Athletes come and go.

"Many are so quickly forgotten.

"Only the great ones are remembered forever. To have seen Bob Pettit, Billy Cannon and Pete Maravich perform at their best was to commit them to memory.

"Chris Jackson now joins some very select company."

# Bob Pettit Jr.

Bob Pettit once said of himself as a youngster who would grow up to be a collegiate All-American and a force in the National Basketball Association:

"The greatest thing that ever happened to me is that when I first picked up a basketball I was terrible. If things come naturally, you might not bother to work at improving them and you can fall short of your potential."

Being terrible meant being gangly and not very good. He was tall, but he wasn't able to yet make the moves that made him a future star. He was the last man on the junior varsity his freshman year at Baton Rouge High. As a sophomore he was cut from the varsity. But because of that, he took his interest in basketball to heart and began to work hour after hour in back of his house in Baton Rouge.

As a 6-4 junior, he began to be noticed. His skills were still raw and undeveloped, but his size made him worth a second glance. He grew to 6-7 as a junior and BRHS won the state championship.

Pettit once wrote: "Teammates. . .were miles ahead of me in all-around ability, but college scouts gave me the big rush act because I was six-seven by then. Fifteen schools offered me the standard scholarship.

"I chose LSU because I doubted I could measure up to expectations on a fancier scholarship. My fears were confirmed when I reported to John Chaney, LSU's freshman team coach, who had been a pro in the NBA. My reflexes were slow. I was lost on defense. I didn't know how to drive in for a shot, or fake and pass off the pivot. Much as I dislike the expression, I've got to admit I was a goon."

LSU and NBA fans certainly don't look at Bob Pettit's career as that of a goon. Here was a three-time first-team All-SEC member who led his Tigers to a second place finish in 1952, conference titles in 1953 and 1954 and the NCAA Final Four in 1953.


He led the league in scoring all three years, with the highest averages seen to date in the league: 25.5 points in 1952, 24.9 in 1953 and 31.4 points per game in 1954. At the same time he was averaging 13.1 (1952), 13.9 (1953) and an LSU best 17.3 (1954) rebounds per game. Only Pete Maravich and Chris Jackson would also break the 30-point average barrier at LSU.

Coach Cliff Wells of Tulane summed up Bob Pettit's days at LSU, "He's the best big man in college basketball today and I've seen them all." LSU Coach Harry Rabenhorst called him, "the greatest LSU player since Sparky Wade."

He was a first round draft choice in 1954 of the then Milwaukee Hawks. Pettit played his entire 11-year career with the Hawks, moving with the club to St. Louis in 1955. He wrote nearly every record in the Hawks' record book and was a four-time MVP of the annual NBA All-Star game. He led the Hawks to the 1958 NBA Championship and five NBA Finals.

In 1954, his number 50 was retired at LSU, the first number in any sport retired in Tiger Town. In 1964, he became the first NBA player to exceed the 20,000-points scored barrier. In 1970, he was elected to the Basketball Hall of Fame.

"Those were great years at LSU," Pettit once said. "They were such great years. I couldn't have asked for anything better than my four years at LSU. I received my degree in Business, played the sport I loved and made so many friends."



**LSU All-American**  
1953, 1954

**First LSU Player to Have Number Retired**  
1954


**Member of Naismith Basketball Hall of Fame**  
1971

**Member of NBA 50-Year Top 50**  
1997

**Member of LSWA Top 25 Louisiana Athletes of the Century**  
1999

**Member First-Team LABC All-Louisiana Team of the Century**  
1999

**1999 Living Legend for LSU at SEC Basketball Tournament**



## PETTIT'S CAREER STATISTICS

YEAR	GMS	FGM	FGA	PCT.	FTM	FTA	PCT.	REB.	PTS.	AVG.
1951-52	24	247	563	.439	118	199	.593	315	612	25.5
1952-53	21	193			133	217	.613	292	519	24.7
1953-54	25	281	573	.489	223	308	.740	432	785	31.4
<b>TOTALS</b>	<b>70</b>	<b>721</b>			<b>474</b>	<b>724</b>	<b>.655</b>	<b>1039</b>	<b>1916</b>	<b>27.4</b>

- INTRO
- THIS IS LSU
- TIGERS
- COACHES
- REVIEW
- PREVIEW
- RECORDS
- HISTORY
- LSU
- MEDIA

- INTRO
- THIS IS LSU**
- TIGERS
- COACHES
- REVIEW
- PREVIEW
- RECORDS
- HISTORY
- LSU
- MEDIA



**LSU All-American**  
1968, 1969, 1970

**National Player of the Year**  
1969, 1970

**Third LSU Player to  
Have Number Retired**  
1970

**Member Naismith Basketball  
Hall of Fame**  
1987

**Member of NBA  
50-Year Top 50**  
1997

**Member of LSWA  
Top 25 Louisiana Athletes  
of the Century**  
1999

**Member First-Team  
LABC All Louisiana Team  
of the Century**  
1999

**Member Sports Magazine's  
Top 10 Men's College  
Players of the Century**  
1999

**Member of National  
Basketball Association  
Hall of Fame**

**Honored as 2003  
"Legend" at the SEC  
Basketball Tournament**

# Pete Maravich

Pete Maravich was billed as the one who would put Louisiana basketball on the map from the first day he joined his father Press at LSU. People weren't disappointed. His freshman year they packed the old John M. Parker Agricultural Center (known as the "Cow Palace") to watch the freshman team and then left quickly as the varsity Tigers won just three games in 1967.

By Pete's senior year, the Tigers would improve to 20-8 and wind up in New York City at the National Invitation Tournament, a fitting place for the big-city Maravich Show to close its LSU run.

To those who never saw him play live, but only watched what few games were on television or listened on radio, the Maravich story at LSU may seem larger than life. But his skills were perfected through hours and hours of repetitious drills at all hours of the day and night and in all kinds of settings.

Maravich ended up receiving the richest contract ever offered a college player at the time to sign with the Atlanta Hawks (\$1.9 million), but during his 10-year career with the Hawks, the New Orleans and Utah Jazz and the Boston Celtics, his dream of a championship wasn't fulfilled. Pete was finding that life wasn't very fulfilling either.

There were hard times when he went in search of something to make his life complete. He had money, he had fame. He didn't have real happiness. But in 1982, Pistol Pete accepted Jesus Christ.

He began enjoying life, enjoying times with his wife and children. Television executives were discovering his knowledge of the game again as a color commentator and best of all for LSU fans, a rift that grew between star and college had diminished and was forgotten.

But the Pistol's life suddenly ended on Jan. 5, 1988, just over a month after appearing at the Assembly Center for an emotional ceremony to formally present a portrait of Pete and his father to him.



**Maravich's records and highlights are endless. Here are just a few:**

- All-Time NCAA Career Scoring Leader with 3,667 points, an average of 44.2 points for 83 games.
- Ranks first, fourth and fifth for most points in a single season in NCAA history. Averaged 44.5 points in 1970, 44.2 points in 1969 and 43.8 points in 1968.
- Scored 69 points vs. Alabama, Feb. 7, 1970.
- Led LSU to the NIT Final Four in 1970, its first postseason appearance in 16 years.
- Unanimous first-team All-American in 1968, 1969, 1970.
- Naismith Award winner in 1970.
- Member of the National Basketball Association Hall of Fame after 10-year career with Atlanta Hawks, New Orleans and Utah Jazz and Boston Celtics.

## MARAVICH'S CAREER STATISTICS

YEAR	G	FG	FGA	PCT.	FT	FTA	PCT.	REB.	AVG.	PF-D	AST.	PTS-AVG.
1967-68	26	432	1022	.422	274	338	.810	195	7.5	85-5	105	1138-43.8
1968-69	26	433	976	.444	282	378	.746	169	6.5	77-2	128	1148-44.2
1969-70	31	522	1168	.447	337	436	.773	164	5.3	89-0	192	1381-44.5
<b>TOTALS</b>	<b>83</b>	<b>1387</b>	<b>3166</b>	<b>.438</b>	<b>893</b>	<b>1152</b>	<b>.775</b>	<b>528</b>	<b>6.4</b>	<b>251-7</b>	<b>425</b>	<b>3667-44.2</b>



# Shaquille O'Neal


Shaquille O'Neal brought LSU to new heights during his three years with the Tigers and the 7-1 center became a national celebrity in the days of saturation coverage of basketball by the media. But he earned his celebrity status with great play and an intimidation factor that made him the envy of coaches throughout the country.

After leaving LSU in April 1992, he was the number one pick of the National Basketball Association by the Orlando Magic and signed a multi-year contract estimated at over \$40 million. In 1996, as a free agent, he signed with the Los Angeles Lakers, and following the 2004 season was traded to the Miami Heat.

**Here are some of the highlights of O'Neal's career at LSU:**

- Two-time consensus Southeastern Conference Player of the Year and first-team All-American, 1991-1992. Most Valuable Player on SEC Coaches Defensive Team, 1991-1992.
- National Player of the Year as chosen by the Associated Press (Rupp Award), United Press International, L. A. Gear and Sports Illustrated, 1991. Winner of the Tanqueray World Amateur Athlete of the Year Award, 1991. Southeastern Conference Athlete of the Year, 1991-1992. National Player of the Year as chosen by L. A. Gear, 1992 and runner-up for the Naismith Award and the John Wooden Award, 1992.
- Set SEC record for most blocks in a season three consecutive years (115-1990, 140-1991, 157-1992). Set SEC record for career blocks with 412. Blocked five or more shots in a game 45 times in 90 career games.
- Set SEC single game record with 12 blocks against Loyola Marymount in Feb. 1990. Blocked 11 shots against Brigham Young in the first round of the NCAA Tournament, setting a then-tournament standard for a single game, 1992.
- Averaged a national sophomore record 5.0 blocked shots a game, 1991. National leader in blocked shots (5.2 average), 1992.
- National leader in rebounding (14.7 average), 1991. Second nationally in rebounding (14.0 average), 1992.
- First player to lead the Southeastern Conference in scoring, rebounding, field goal percentage and blocked shots in the same season, 1991. Led SEC in rebounding, field goal percentage, blocked shots and second in scoring, 1992. First player to lead the SEC in rebounding three straight seasons since Charles Barkley of Auburn, 1982-84.

- Finished with 1,217 rebounds, seventh all-time in the Southeastern Conference, second all-time at LSU.
- Finished with 1,941 points, fourth all-time at LSU behind only Pete Maravich (3,667-1967-70), Durand Macklin (2,080-1976-78; 79-81) and Howard Carter (1,942-1979-83).
- Career field goal percentage of 61.0 percent is second all-time at LSU and in the SEC (minimum 1,000 attempts).
- Had six career triple-doubles (points, rebounds and blocks in same game).
- Was the third LSU player (Pete Maravich and Chris Jackson) to have at least two 700-plus point seasons at LSU.
- Was the first LSU player to record back-to-back 400-plus rebound seasons.



**LSU All-American**

1991, 1992

**National Player of the Year**

1991

**World Amateur Athlete of the Year**

1991

**SEC Athlete of the Year**

1991, 1992

**Olympic Gold Medalist**

1996

**Member of NBA 50-Year Top 50**

1997

**Member Second-Team LABC All-Louisiana Team of the Century**

1999

**Fourth LSU Player to Have Number Retired**

2000

**Graduated from LSU**

December 2000

**O'NEAL'S CAREER STATISTICS**

YEAR	G/GS	FG/FGA	PCT	FT/FTA	PCT	PTS	AVG	REB	AVG	PF/D	AST	TO	BLK	STL
1989-90	32/28	180/314	.573	85/153	.556	445	13.9	385	12.0	122/9	61	93	115	38
1990-91	28/28	312/497	.628	150/235	.638	774	27.6	411	14.7	79/1	45	99	140	41
1991-92	30/30	294/478	.615	134/254	.528	722	24.1	421	14.0	86/5	46	103	157	29
<b>TOTALS</b>	<b>90/86</b>	<b>786/1289</b>	<b>.610</b>	<b>369/642</b>	<b>.575</b>	<b>1941</b>	<b>21.6</b>	<b>1217</b>	<b>13.5</b>	<b>287/15</b>	<b>152</b>	<b>295</b>	<b>412</b>	<b>108</b>

- INTRO
- THIS IS LSU**
- TIGERS
- COACHES
- REVIEW
- PREVIEW
- RECORDS
- HISTORY
- LSU
- MEDIA

- INTRO
- THIS IS LSU**
- TIGERS
- COACHES
- REVIEW
- PREVIEW
- RECORDS
- HISTORY
- LSU
- MEDIA



**C**ritical to the development of an athlete as a student is an adequate academic facility and capable staff to further the athlete's progress. The Cox Communications Academic Center for Student-Athletes is responsible for overseeing the educational development and progress toward graduation for all student-athletes. The staff acts as a liaison between the student-athlete and the academic communities and insures that student-athletes comply with academic rules established by the University, NCAA and Southeastern Conference. The staff also coordinates academic programs designed to assist student-athletes in acquiring a quality education.

FACILITY BUILT BY THE TIGER ATHLETIC FOUNDATION



### THE GOAL

For each student-athlete to reach and receive the highest-quality education and degree.

### THE RESPONSIBILITY

To oversee the educational development and progress toward graduation for all student-athletes.

- ▶ Tutoring
- ▶ Career Counseling and Development
- ▶ Time Management
- ▶ Study Skills
- ▶ Ensure that student-athletes comply with academic rules established by the University, NCAA and SEC



LSU GRADUATES UNDER JOHN BRADY



Charlie Thompson

<p><b>Reggie Tucker</b> Aug. 1999 Kinesiology</p>	<p><b>Brian Beshara</b> July 2001 Business-Finance</p>	<p><b>Jermaine Williams</b> July 2002 Sociology</p>	<p><b>Jason Wilson</b> May 2003 General Studies</p>
<p><b>Willie Anderson</b> Dec. 1999 Kinesiology</p>	<p><b>Collis Temple III</b> July 2001 General Business</p>	<p><b>Collis Temple III</b> Dec. 2002 Masters Sports Management</p>	<p><b>Brian Greene</b> Dec. 2003 Biological Sciences</p>
<p><b>Jack Warner</b> Dec. 2000 Mass Communications</p>	<p><b>Brad Bridgewater</b> July 2002 General Studies</p>	<p><b>Pete Bozek</b> Dec. 2002 Kinesiology</p>	<p><b>Charlie Thompson</b> May 2004 General Studies</p> <p><b>Paul Wolfert</b> May 2005 Finance</p>

- INTRO
- THIS IS LSU**
- TIGERS
- COACHES
- REVIEW
- PREVIEW
- RECORDS
- HISTORY
- LSU
- MEDIA

*"The Academic Center for Student-Athletes is a tremendous asset to all athletes. It provides those intangibles that are necessary to achieve success in a collegiate environment. The Center provides tutors to help you understand your course material, academic coaches who teach you organizational skills, and time management seminars to enhance the skills needed in this society."*

*--Shaquille O'Neal, former LSU Basketball All-American, 1989-92*



ACADEMIC STAFF



**Dr. Roger Grooters**  
Executive Director



**Ted White**  
Director, Academic Center



**Dr. Tommy Karam**  
Director/Communications Lab



**Tommy Powell**  
Technology Specialist

SEC ACADEMIC HONOR ROLL UNDER JOHN BRADY

**1987-98**

Jack Warner

**1988-99**

Brian Beshara

Jack Warner

**1999-00**

Brian Beshara

Collis Temple III

Jeremy Comeaux

Jack Warner

**2000-01**

Brian Beshara

Collis Temple III

Brian Green

Jack Warner

**2001-02**

Brian Green

Collis Temple III

**2002-03**

Pete Bozek

Brian Green

Charlie Thompson

**2003-04**

Charles Thompson

Paul Wolfert

Brandon Bass (Freshman)

Ross Neltner (Freshman)

**2004-05**

Brandon Bass

Darrel Mitchell

Ross Neltner

Paul Wolfert

Glen Davis (Freshman)

David Fleshman

Garrett Temple (Freshman)

**2005**

Brandon Bass -

SEC Scholar-Athlete of the Year



**Jeanne Hieronimus**  
Coordinator of Directed Studies

- INTRO
- THIS IS LSU**
- TIGERS
- COACHES
- REVIEW
- PREVIEW
- RECORDS
- HISTORY
- LSU
- MEDIA



## Amenities

- ▶ 54,000 square feet of working space
- ▶ 75 computer workstations
- ▶ 14 private computer rooms in a state-of-the-art computer lab
- ▶ Additional study rooms and classrooms for private or group study
- ▶ Electronic scheduling of tutoring sessions
- ▶ A 1,000-seat auditorium for classes and lectures



Paramount to the success of the “student” half of the term student-athlete is providing LSU athletes with the best possible resources to excel in the classroom. For more than 20 years, the LSU Academic Center for Student-Athletes has helped to build well-rounded student-athletes. But as times change and technology advances, the need for further improvements still exists. As a result, the Cox Communications Academic Center for Student-Athletes opened its doors in November of 2002. A \$15 million renovation to the Gym Armory not only made it among the nation’s premier centers, but put it at the forefront. Improvements to the existing center give LSU student-athletes the best opportunity for success by providing access to the latest technology, as well as an array of expanded services.

FACILITY BUILT BY THE TIGER ATHLETIC FOUNDATION



INTRO
THIS IS LSU
TIGERS
COACHES
REVIEW
PREVIEW
RECORDS
HISTORY
LSU
MEDIA




**Computer Stations**

Throughout the Academic Center are 75 computer stations, providing student-athletes with a quiet working environment for research, writing and studying.



**Bo Campbell Auditorium**

The 1,000-seat auditorium is used through the year as a classroom and lecture hall. Each seat in the auditorium has space for a laptop and a modem hookup, providing each student unlimited learning opportunities. The auditorium also contains a movie theatre size screen to aid professors with lectures and classroom activities.



**The Library**

The library provides a perfect setting for individual study, or with a tutor as group.

**Study Area**

Included in the 54,000 square feet of the Academic Center are individual study areas as well as 14 private computer rooms for student-athletes to work one-on-one with tutors or by themselves.



**COMMUNICATIONS LAB**



**A**long with the success of the LSU basketball team, comes a great deal of media attention and Dr. Tommy Karam, the Director of the Communications Lab, uses his lab, located on the fourth floor of the Cox Communications Academic Center for Student-Athletes, to work with LSU student-athletes on their interactions with the media and interview skills. Karam's lab is a mock press conference setting to get the student-athletes used to handling themselves in front of both print and electronic media. He video tapes the mock interview session and reviews it with the student-athlete to help them become more comfortable in an interview setting. Karam also helps the LSU student-athletes get prepared for the NBA experience by working closely with those players on the interview process.



**Lights, Camera, Answer**

Dr. Karam uses his studio to prepare LSU's student-athletes to interact with all phases of local and national media by working one-on-one in a press conference setting. The Communications Lab includes a working camera for Karam to review the session with the student-athletes.

INTRO

THIS IS LSU

TIGERS

COACHES

REVIEW

PREVIEW

RECORDS

HISTORY

LSU

MEDIA



Louisiana State University and Agricultural & Mechanical College has, throughout its 144-year history, served the people of Louisiana, the region, the nation, and the world. LSU is creating a revolution, one of pervasive change and advancement. For the past five years, the focus of the LSU community has been an increased commitment to excellence. Our progress has been dramatic and shows no sign of stopping.



Having witnessed many of yesterday's possibilities become today's tangible realities, the LSU community set forth to capitalize on its success. The goal was to improve our standing as a nationally competitive flagship university. Following intense discussions among the LSU Board of Supervisors, campus administrators, faculty, and student leaders, the objectives required to reach this status crystallized, providing the impetus for LSU's National Flagship Agenda.

### LSU Facts

Location: Baton Rouge, La.  
 Founded: January 2, 1860  
 Enrollment: 31,234  
 President: Dr. William Jenkins  
 Major Fields for Bachelor's Degrees: 72  
 Major Fields for Master's Degrees: 72  
 Major Fields for Doctoral Degrees: 54



# DIVERSITY

**“The Most Diverse school in the nation.”**

*Newsweek* magazine named Louisiana State University the “Most Diverse” school in the nation in the Sept. 3, 2003 issue. The enrollment consists of 24 percent minority students.



“LOUISIANA STATE UNIVERSITY HAS A TRADITION OF GRATITUDE EXPRESSED IN SERVICE TO COMMUNITY AND COUNTRY.”



**President George W. Bush**  
2004 LSU SPRING COMMENCEMENT

Strong supporters of education throughout the state have provided resources for a variety of innovative projects that are attracting world-class researchers and their expertise to LSU. The National Flagship Agenda is working to improve the standing of the University, as well as strengthen its position as an economic engine for the state of Louisiana. As a result, the University community is even more determined to achieve excellence at every level.

LSU remains firmly focused on attaining national flagship status by 2010, the University's 150th anniversary. The resolve of the LSU community and the support of the state make these goals attainable. And, if the last five years are any indication of success, the next phase of this agenda will guarantee LSU's place in the arena of national prominence.

Because of its designation as a doctoral/research university by the Carnegie Foundation, LSU ranks in the top 2 percent of the nation's colleges and universities. This designation is shared by only 59 public and 29 private universities across the nation. LSU is also one of only 25 universities nationwide designated as both a land-grant and sea-grant college.

History and tradition began with LSU's founding in 1853 by the General Assembly of Louisiana as the Louisiana State Seminary of Learning and Military Academy near Pineville, Louisiana. The

institution opened January 2, 1860. When the Civil War began, the school's first superintendent, William Tecumseh Sherman, resigned to assume a command in the Union Army. The seminary reopened in 1869, but was soon destroyed by fire. The institution moved to Baton Rouge, opening on Nov. 1, 1869.

In 1870, the Seminary was renamed Louisiana State University. In 1874, under the United States Morrill Act, the Louisiana State Agricultural & Mechanical College was established in New Orleans. The two institutions were merged by the Legislature in 1877 to become Louisiana State University and Agricultural & Mechanical College.

Construction on the present campus began in 1922 and the first classes were held in 1926. LSU experienced major growth in the 1930s and 1940s, expanding its student body, curricula, and services. During the 1960s, the University began to place increasing emphasis on research.

Recognizing the importance and extent of statewide agricultural activities of units in the LSU System, the LSU Board of Supervisors established the Center for Agricultural Sciences & Rural Development in 1972. This unit was renamed the LSU Agricultural Center in 1982. Components of the LSU Agricultural Center include the Louisiana Agricultural Experiment Station, the Louisiana Cooperative Extension Service

and International Programs.

The primary mission of the LSU Agricultural Center is to conduct research in agricultural and natural resource development and to provide off-campus extension education that disseminates technological, economic, and management information to Louisiana residents.

In 1977, the Paul M. Hebert Law Center, established as the LSU Law School in 1906, was made an autonomous division of the LSU System. The Law Center provides legal education characterized by an unyielding demand for academic excellence. Its unique curriculum, based on civil law as well as substantial elements of common law, provides law graduates with qualifications and training for not one, but two legal systems. The Hebert Law Center holds membership in the Association of Law Schools and is on the approved list of the American Bar Association.

LSU, located on more than 2,000 acres in the southern part of Baton Rouge, Louisiana, is bordered on the west by the Mississippi River. The University's more than 250 principal buildings are grouped on a 650-acre plateau that constitutes the main part of the campus.

LSU and A&M College is accredited by the Southern Association of Colleges and Schools.

INTRO
THIS IS LSU
TIGERS
COACHES
REVIEW
PREVIEW
RECORDS
HISTORY
LSU
MEDIA

CAMPUS APARTMENT - THE TIGERS' HOME AWAY FROM HOME

CAMPUS APARTMENTS

- INTRO
- THIS IS LSU**
- TIGERS
- COACHES
- REVIEW
- PREVIEW
- RECORDS
- HISTORY
- LSU
- MEDIA



LSU has 18 residence halls with architectural styles ranging from a Renaissance style typical of the older core of the campus to modern high-rise buildings. The newest additions, the highly popular East Campus and West Campus apartments, are co-ed dorms that include furnished rooms with connecting suites and e-mail workstations in the lobby, all within a short walk from the dining hall.




**Amenities**

- ▶ Dining Halls
- ▶ Weekly Housekeeping
- ▶ Cable Television
- ▶ High-Speed Internet
- ▶ Mail Service
- ▶ Card Access
- ▶ Facility Repairs
- ▶ Security
- ▶ Telephone Services
- ▶ Furnished
- ▶ Washer/Dryer
- ▶ Microwave



WHY LSU?

"LSU is my home. It was a place where I made my name and a place where I was able to come here and have fun. It was the best three years of my life. While you are here, have fun and become a master of time management. You need to do what you have to do to make it. Work hard. I have been blessed. Baton Rouge is the place that helped me become who I am. I will never forget this place."



**Shaquille O'Neal**  
LSU Basketball Player  
1989-92



**Collis Temple III**  
LSU Basketball Player  
2000-03


"Ever since I was a kid I loved LSU basketball. Coming there and playing basketball was absolutely the best situation to me."



**Collis Temple Jr.**  
LSU Basketball Player  
1972-75

"First and foremost it's the flagship university in Louisiana. No other school in the state comes close to LSU. We all know LSU is one of the best athletic and academic programs in the country and Collis wanted to be a part of that. We wanted him to be a part of a basketball system that stressed the same priorities such as time management, discipline, organization and winning in the classroom and on the basketball floor."

"Those were great years at LSU. They were such great years. I couldn't have asked for anything better than my four years at LSU. I received my degree in business, played the sport I loved and made so many friends."



**Bob Pettit**  
LSU Basketball Player  
1951-1954



**AFRICAN-AMERICAN CULTURAL CENTER**

The African-American Cultural Center provides a multifaceted approach to working with all students at LSU. It offers opportunities for people to learn about the contributions of African-American men and women in the areas of literature, science and the humanities. In addition, opportunities for the University community to have greater exposure to art exhibits, dance troupes, theatre, poetry readings and educational programs are provided.

**PROGRAM GOALS**

Educational programs for the African-American Cultural Center are the heart of the center. The scope of these programs fall into the following four categories:

- ▶ historical/political
- ▶ artistic
- ▶ informal student advising
- ▶ community outreach

**BENEFITS**

By creating and funding the African-American Cultural Center, the University community benefits in the following areas:

- ▶ retention of African-American LSU students
- ▶ attract qualified African-American student applicants to LSU
- ▶ educate the student body and the community about African-American culture
- ▶ increase racial and cultural awareness of students, faculty and staff
- ▶ assist with the recruitment and retention of African-American faculty and staff

- INTRO
- THIS IS LSU**
- TIGERS
- COACHES
- REVIEW
- PREVIEW
- RECORDS
- HISTORY
- LSU
- MEDIA

- INTRO
- THIS IS LSU**
- TIGERS
- COACHES
- REVIEW
- PREVIEW
- RECORDS
- HISTORY
- LSU
- MEDIA



### COMMUNITY OUTREACH



The Community Service aspect does not only serve to enhance a student-athletes college experience, but also serves to expand character. Players not only gain a strong sense of self-worth, but also experiences personal satisfaction and growth from volunteering and community service activities. More importantly are the benefits that the community receives. It enables the community to gain an enormous advantage in feeling that they have a "partnership" with LSU student-athletes.

LSU student-athletes participate in a variety of community service projects including reading in schools, nursing home visits, hospital pediatric ward visits, speaking engagements and more in East Baton Rouge Parish.



## What is CHAMPS?

The CHAMPS/Life Skills program was developed by the NCAA to help prepare student-athletes for the challenges of life beyond the playing field. Through workshops, service projects, and social events, CHAMPS, an acronym for Challenging Athletes Minds for Personal Success, brings LSU student-athletes information that will prepare them for the biggest game of all - the game of life!

### HOW CAN CHAMPS HELP?

By focusing on "real life" skills and personal development, the CHAMPS Program not only assists the student-athletes with meeting daily challenges, but also enhances student-athlete's growth in their college years and beyond.

### CHAMPS at LSU

The CHAMPS/Life Skills program at LSU is operated out of the Academic Center for Athletes, and the focus of the program is on five commitments viewed as critical to personal growth:

- ▶ Academic Excellence
- ▶ Athletic Excellence
- ▶ Career Development
- ▶ Personal Development
- ▶ Community Service



**Mike Mallet**  
Director for the  
CHAMPS/Life Skills program

INTRO
THIS IS LSU
TIGERS
COACHES
REVIEW
PREVIEW
RECORDS
HISTORY
LSU
MEDIA



### JOB EXPERIENCE

Student-athletes at LSU take full advantage of their summers by developing skills in their field of study. Football players spend most of their summer participating in jobs that relate to their major like working at ...

- ▶ Hospitals
- ▶ Physical Therapy centers
- ▶ Public Relations firms
- ▶ Building Contractors
- ▶ Restaurant Management
- ▶ Engineering firms
- ▶ Accounting offices



LSU senior Darrel Mitchell works at a local hospital.

Being a part of the LSU men's basketball program involves more than simply playing a couple of games a week during the winter. LSU basketball provides an opportunity to achieve athletics success while also getting a head start on the most important game of all -- the game of life.

The LSU men's basketball program has a longstanding internal summer jobs program that aggressively seeks opportunities to help lace its players in career-developing positions within the community. Every LSU basketball player that wants to get a leg up on their future has the opportunity to work during the summer with the goal to help players earn valuable experience.

LSU basketball players are expected to be extremely active in utilizing the career development resources readily available to them.

- INTRO
- THIS IS LSU**
- TIGERS
- COACHES
- REVIEW
- PREVIEW
- RECORDS
- HISTORY
- LSU
- MEDIA



The state capitol building of Louisiana, located in Baton Rouge, is the tallest capitol building in the nation at 34 stories.

Hospitality and comfort are a Southern tradition practiced to perfection around Baton Rouge. Minutes from the city, ancient moss-draped oaks, fragrant honeysuckle, formal gardens and the finest examples of Southern architecture await. Combine this with the excitement of the mighty Mississippi River, Cajun music and a gourmet meal that is topped with freshly brewed cafe-au-lait at one of Baton Rouge's fine restaurants. Mix in an LSU athletic event, and Baton Rouge becomes one of the most attractive cities for living, entertainment and education in the South.



### Baton Rouge Facts

<b>POPULATION:</b>	
Baton Rouge	227,818
<b>AVERAGE TEMPERATURES:</b>	
High	81.3
Low	52.5
Average	67.5

The average annual temperature in Baton Rouge is 68 degrees and the city features a semi-tropical climate highlighted by mild winter months.



### Proximity

Baton Rouge is just an hour away from the French Quarter in New Orleans and even closer to the million-acre Atchafalaya Swamp, which is called one of the biggest fishing ponds in the country.



### Mississippi River

Baton Rouge, the capital city of Louisiana, sits on the banks of the Mississippi River.

### Distance Chart from Baton Rouge (BASED ON 70 MPH SPEED):

Atlanta, Ga. ....7 hours	Jackson, Miss. ....2 <sup>1/2</sup> hours	New Orleans, La. ....1 hour
Biloxi, Miss. ....2 hours	Jacksonville, Fla. ....8 <sup>1/2</sup> hours	Orlando, Fla. ....10 hours
Birmingham, Ala. ....6 hours	Little Rock, Ark. ....5 hours	Pensacola, Fla. ....4 hours
Dallas, Texas ....6 <sup>1/2</sup> hours	Mobile, Ala. ....3 hours	Shreveport, La. ....4 hours
Houston, Texas ....4 hours	Monroe, La. ....2 <sup>1/2</sup> hours	

- INTRO
- THIS IS LSU**
- TIGERS
- COACHES
- REVIEW
- PREVIEW
- RECORDS
- HISTORY
- LSU
- MEDIA



The St. Louis Cathedral in Jackson Square is located in the heart of the historic French Quarter area of New Orleans.



**Unique Culture**

Louisiana is home to Mardi Gras, a two-week party that includes more than 60 parades and millions of visitors from around the world. All year long New Orleans Jazz, Creole culture, stately riverboats and some of the finest cuisine in the world is mixed into the diverse and renowned culture of Louisiana.



**Sportsman's Paradise**

Louisiana offers some of the finest hunting, fishing and boating opportunities in the country.



**Cuisine**

Foods like boiled crawfish, jambalaya, shrimp etouffee, and gumbo make the cajun and creole cuisine of Louisiana the envy of the nation.



The East Brown Pelican is Louisiana's State Bird.

Louisiana, one of America's most culturally and geographically diverse states, is located in the heart of the Deep South. Adjacent to the Gulf of Mexico and dotted with hundreds of lakes and bayous, Louisiana is home to all types of terrain from swamps and marshes to lush forests and gentle hills. The state is known for its charm and friendly people, and still maintains the stately antebellum plantations and majestic oaks of its early days. The atmosphere is elegant, yet relaxed and casual.

**Louisiana Facts**

Nickname: .....The Pelican State  
 Admitted to Union: ..... April 30, 1812  
 State Colors: .....Gold, white and blue  
 State Bird: .....Brown Pelican

State Dog: .....Catahoula Leopard Dog  
 State Tree: .....Bald Cypress  
 State Flower: .....Magnolia  
 Climate: .....Subtropical

- INTRO
- THIS IS LSU
- TIGERS
- COACHES
- REVIEW
- PREVIEW
- RECORDS
- HISTORY
- LSU
- MEDIA



## “You don’t get the feel for college basketball at other places the way you do at the Deaf Dome at LSU....”

-Dick Vitale, ESPN/ABC commentator

It was known as the place Pete built, so it was probably fitting that the LSU Assembly Center was renamed the Pete Maravich Assembly Center shortly after the superstar’s tragic passing in 1988. Now into its fourth decade as the venue for the LSU men’s basketball team, it is a building full of memories and magical moments. Some are distant, some seem just like yesterday. It still remains one of the premier venues in the South to watch college basketball.

In 1999-2000, as the Tigers drove for the SEC Championship, the Deaf Dome atmosphere was again at its height. Tickets for SEC games were hard to get, the student body was joined by the rest of the crowd in creating an atmosphere that could only be described as “raucous.” That atmosphere was there in 2003 as LSU defeated top-ranked Arizona and made a late season run to the NCAA Tournament.

Last year, large vocal crowds watched the Tigers beat Alabama on national television on a last-second tip-in that sent the building into a frenzy. They watched the Tigers go undefeated at home in league play for the first time since 1981. This will mark the 35th season of play for the Tigers in the Assembly Center where total paid attendance has topped 5.4 million.





INTRO
THIS IS LSU
TIGERS
COACHES
REVIEW
PREVIEW
RECORDS
HISTORY
LSU
MEDIA



## FACTS ABOUT THE MARAVICH CENTER

# MARAVICH CENTER


- Seats 13,472 spectators after \$5 million renovation to concourse and seating areas.
- Original cost of building -- \$11.5 million; one of the most visible structures on campus
- Site of two NCAA Regional basketball tournaments: 1976, 1986
- Site of five NIT events: 1982, 1983, 1987, 1989, 2002
- East-to-West, you can put a football field and still have almost 33 yards of space left.
- North-to-South, you can put another gridiron and have about 13 yards extra.
- There are over one-fifth of a million square feet enclosed and over one-quarter of a million square feet through out for a total of 3,113,380 cubic feet.
- A total of 1,750 tons of air conditioning keeps the interior at year-round comfort.



- INTRO
- THIS IS LSU**
- TIGERS
- COACHES
- REVIEW
- PREVIEW
- RECORDS
- HISTORY
- LSU
- MEDIA



## The Maravich Center: Renovated and Rejuvenated



### MARAVICH CENTER

**O**n July 1, 2004, the management of the Pete Maravich Center came under the direction of the LSU Athletics Department. The building has since undergone a multi-million dollar renovation, keeping “Pete’s Palace,” in its 35th season of hosting men’s basketball, as one of the great basketball venues in the South.

#### WHAT’S NEW

- ▶ It’s a renovation that began three years ago with new television lighting that can be turned on and off to allow for more freedom with player introductions and special ceremonies.
- ▶ It continued in 2004 with a brand new roof surface that will serve for many years in the future, continuing the bright look the building had in the 1970s and 1980s. Also the outside windows of the building now feature the Tiger mascot running around the building which can be seen for miles as people enter the city on the Mississippi River Bridge.
- ▶ In 2005, basketball fans experienced a completely redesigned concourse with video and graphic displays, renovated concession stands and video kiosks showcasing the best of the sports that play in the building - men’s and women’s basketball, volleyball and gymnastics.
- ▶ This season, fans will enjoy new seating, more restrooms and easier access to all areas of the building.



INTRO
<b>THIS IS LSU</b>
TIGERS
COACHES
REVIEW
PREVIEW
RECORDS
HISTORY
LSU
MEDIA



**THE CONCOURSE HAD BEEN DIVIDED INTO FOUR QUADRANTS:**

- Pete Maravich Pass**
- The Walk of Champions**
- Heroes Hall**
- Midway of Memories**

# MARAVICH CENTER ARENA EXCITEMENT

- ▶ **Pete Maravich Pass** - Skip Bertman said this about this particular quadrant: *"This building has been named after Maravich for over 16 years, but there has been little else done in recognition of his many accomplishments. In the Pete Maravich Pass you will see photographs - some of which have never before been seen by the public - you will read about him and you will see video of him in action."*
- ▶ The other three quadrants feature the All-Americans, the championships and the great memories that have occurred in the sports that occupy the building. There is a special kiosk where every "L" Club member is recognized at the touch of a button. There's a new Fan Zone from where the promotions department will initiate more fan friendly events to make a night at the Maravich Center a fast-paced family experience.
- ▶ During the off-season, the seats in the arena were all replaced, the acoustical paneling around the top of the arena was replaced and handicap accessible seating added at new locations. Also there are upgraded restroom facilities, updates to the heating and air conditioning system and a new elevator to take fans to the upper concourse.




- INTRO
- THIS IS LSU**
- TIGERS
- COACHES
- REVIEW
- PREVIEW
- RECORDS
- HISTORY
- LSU
- MEDIA




ON THE COVER

MAGAZINE COVERS



LSU's Pistol Pete Maravich graced the cover of Sports Illustrated in the college basketball preview issue prior to the 1968-69 season (Dec. 1, 1969).



Freshman Chris Jackson was making national headlines for his scoring prowess when he graced the cover (Feb. 20, 1989).



He was a sophomore at the time SI came to Baton Rouge to profile Shaquille O'Neal, calling him the Real Deal (Jan. 21, 1991).



LSU is prominently featured on the cover of many of the preseason magazines for 2005-06.

IN THE NEWS

MEDIA ATTENTION

INTRO
THIS IS LSU
TIGERS
COACHES
REVIEW
PREVIEW
RECORDS
HISTORY
LSU
MEDIA



LSU is one of the most widely recognized programs on the national forefront. It is among the most frequently-covered programs in the nation, while also being the largest media draw in the state of Louisiana. With its constant national visibility, millions of college basketball fans throughout the country see, read and hear about LSU basketball on a daily basis.



Dick Vitale enjoying a pre-game workout.



Joe Dean Jr. and Tim Brando call the action on Jefferson Pilot.

INTRO

THIS IS LSU

TIGERS

COACHES

REVIEW

PREVIEW

RECORDS

HISTORY

LSU

MEDIA



LSU's dressing room area ranks among some of the finest in college basketball. The project started prior to the 1997-98 season and was completed in time for the 1998-99 basketball season. The spacious

locker room features wide dressing areas with mirrors for each player, including a locker and storage bin. Fully carpeted and well-lit, the locker room is immediately adjacent to the shower room, training facility and the squad room.



The locker room, located downstairs in the Maravich Center, includes a big screen television to review video tapes of practice and upcoming opponents as well as a wall-mounted marking board for messages and strategy sessions.



INTRO
<b>THIS IS LSU</b>
TIGERS
COACHES
REVIEW
PREVIEW
RECORDS
HISTORY
LSU
MEDIA

The Norman Deumite-Matt McKay Squad Room gives the LSU basketball program one of the finest basketball meeting rooms in the country. Located adjacent to the team dressing room in the Maravich Center, the Deumite-McKay Squad Room has seating for 20 student-athletes. The room features plush individual seating in a comfortable theater-like atmosphere. In addition, the room has all of the audio and visual accompaniments necessary for meetings, reviewing of game tapes and lectures. The addition to the Maravich Center and the LSU athletic physical plant was made possible in large part by Norman Deumite and Matt McKay, who made a sizeable financial contribution for the purpose of building the facility.



**DEUMITE-MCKAY SQUAD ROOM**

DEUMITE-MCKAY



INTRO

THIS IS LSU

TIGERS

COACHES

REVIEW

PREVIEW

RECORDS

HISTORY

LSU

MEDIA



The LSU strength and conditioning facility was built in 1997 and features the latest in both strength training and cardiovascular training equipment. Measuring 10,000-square feet, LSU has one of the finest strength and conditioning facilities in the nation. LSU strength and conditioning team has taken a new direction under strength coach Tommy Moffitt. Moffitt, who was named the 1999 and 2003 Strength and Conditioning Coach of the Year, is in charge of the LSU strength and conditioning facilities, located in Tiger Stadium and the new football operations building at the McClendon practice facility.

Strength and conditioning can be the heart and soul of an athletic program's success, and LSU has taken great strides to improve its strength program and facilities.

## AMENITIES


- ▶ 28 multi-purpose power stations
- ▶ 36 assorted selectorized machines
- ▶ 10 dumbbell stations with 2 sets of 5-180 pound free weights
- ▶ Custom made equipment by Body Masters and Eleiko



FACILITY BUILT BY THE TIGER ATHLETIC FOUNDATION



INTRO
THIS IS LSU
TIGERS
COACHES
REVIEW
PREVIEW
RECORDS
HISTORY
LSU
MEDIA



STRENGTH

STRENGTH



POWER

POWER



FACILITY BUILT BY THE TIGER ATHLETIC FOUNDATION



- INTRO
- THIS IS LSU**
- TIGERS
- COACHES
- REVIEW
- PREVIEW
- RECORDS
- HISTORY
- LSU
- MEDIA



LSU boasts the largest and most complete athletic training facility in all of collegiate athletics. Focused on aggressive rehabilitation, the Broussard Center for Athletic Training is furnished with the latest in technology and equipment. Some of the features of the 23,000-square foot facility include an on-site x-ray room, an in-house pharmacy, as well as state of the art hydrotherapy pools. The Broussard Center for Athletic Training is equipped with the largest hydrotherapy pools in both collegiate and professional sports and is one of the few collegiate training centers with a full-service pharmacy, as well as on-site x-ray room. LSU is also the only school in college athletics with a training room equipped with a full-service vision center. The facility is named in honor of legendary trainer Dr. Martin J. Broussard, who served as LSU's athletic trainer for over 40 years.

## Amenities

- ▶ 23,000 square foot athletic training facility
- ▶ On-site x-ray room
- ▶ In-house full-service pharmacy
- ▶ In-house dental and vision centers
- ▶ A Hydrotherapy pool



FACILITY BUILT BY THE TIGER ATHLETIC FOUNDATION







**HYDROTHERAPY POOL**

The training center has several pool areas for use in athletic rehabilitation.

**VISION CENTER**

Dr. Don Peavy conducts eye exams for LSU's student-athletes in a convenient location in the Broussard Center for Athletic Training.



INTRO
THIS IS LSU
TIGERS
COACHES
REVIEW
PREVIEW
RECORDS
HISTORY
LSU
MEDIA



**PHARMACY**

The LSU Athletic Training Pharmacy is the only one of its kind in college athletics. Staffed by pharmacist Kevin Denoux, the LSU Athletic Training Pharmacy provides the Tigers with first-class service in a convenient location.



**DENTAL CENTER**

A fully functional dental center is located inside the Broussard Center for Athletic Training



Dr. Martin J. Broussard with running back Billy Cannon in 1959

**DR. MARTIN BROUSSARD**

LSU's multi-million dollar athletic training facility is named in honor of Dr. Martin J. Broussard, the legendary trainer whose career spanned over 40 years at LSU, having been appointed to the position of head athletic trainer in 1948. Following his semi-retirement from the day-to-day work as trainer in 1993, he continued to serve the LSU as an Assistant to the Athletic Director through 2001 giving him well over 50 years of service to the Athletic Department.

Among his many accomplishments was the formulation of "Quick Kick", an isotonic drink used to replace liquids, vitamins and the electrolytes lost through sweating. He was a trainer for the Pan American Games in 1955 and the U.S. Olympic team in 1960. In 1963, the Rockne Foundation named him Trainer of the Year. In 1978, Broussard was named to the NATA Hall of Fame followed by the Louisiana Athletic Trainer's Hall of Fame in 1982.



**REHABILITATION**

LSU's Broussard Center for Athletic Training boasts some of the most technologically advanced equipment to aid the recuperation and rehabilitation of LSU's student-athletes.

- INTRO
- THIS IS LSU
- TIGERS
- COACHES
- REVIEW
- PREVIEW
- RECORDS
- HISTORY
- LSU
- MEDIA



Ronald Dupree (above) as a member of the Detroit Pistons. Stromile Swift (right), a member of the Houston Rockets, was the second pick in the 2000 NBA Draft.



The LSU basketball program has a lasting legacy in the history of the National Basketball Association and that fact has been well documented by two separate occurrences in the last 10 years.

First in 1992, Shaquille O'Neal was taken as the first overall pick in the draft by the Orlando Magic. He was the first Southeastern Conference player taken as the top overall pick in the NBA draft.

Then in June 2000, Stromile Swift was taken as the second overall pick in the draft by the Vancouver (now Memphis) Grizzlies. It marked the fifth time a Tiger player had been chosen in the top three picks in the draft, joining Bob Pettit (2nd pick, Milwaukee - 1954), Pete Maravich (3rd pick, Atlanta - 1970), Chris Jackson (3rd pick, Denver -

**FIRST ROUND DRAFT CHOICES SINCE 1990**

<p><b>1990</b>  <b>Chris Jackson</b>                      Denver Nuggets (3rd pick)</p>
<p><b>1991</b>  <b>Stanley Roberts</b>                      Orlando Magic</p>
<p><b>1992</b>  <b>Shaquille O'Neal</b>                      Orlando Magic (1st pick)</p>
<p><b>1993</b>  <b>Geert Hammink</b>                      Orlando Magic</p>
<p><b>2000</b>  <b>Stromile Swift</b>                      Vancouver Grizzlies (2nd pick)</p>

1990), and Shaquille O' Neal (1st pick, Orlando-1992).

In all, LSU has had 11 first round NBA draft picks. Others besides O'Neal, Swift, Pettit, Maravich and Jackson include: 1952 -- Joe Dean, Indianapolis; 1983 -- Howard Carter, Denver; 1985 -- Jerry Reynolds, Milwaukee; 1986 -- John Williams, Washington; 1991 -- Stanley Roberts, Orlando; 1993 -- Geert Hammink, Orlando.

Since 1952, 44 LSU players have been chosen by teams in the NBA draft. Plus there are countless others who have and are presently playing for teams


abroad. In all, a total of 28 players have logged regular season minutes in either the NBA or the ABA.

## ANNIVERSARY TEAM

## NBA'S 50th ANNIVERSARY TEAM



Pete Maravich



Bob Pettit



Shaquille O'Neal

**Present LSU Players in the NBA**

The following LSU players are presently on NBA rosters as teams go to training camp for the 2005-06 season:

**Brandon Bass -- New Orleans/Oklahoma City**

Bass, the 2005 SEC Player of the Year, is in training camp in Oklahoma City with hurricane displaced New Orleans/Oklahoma City Hornets ... Bass was the 33rd player selected in the 2005 draft, early in the second round, by the Hornets after working out for coach Byron Scott on the morning of the draft in New Orleans.

**Ronald Dupree -- Detroit**

Dupree is in his second season with the Detroit Pistons, signing with the Pistons prior to the 2004-05 season ... After his playing days at LSU, Dupree was selected as the first pick of the second round by Huntsville in the 2003 NBDL draft ... Was signed by Chicago on a 10-day contract during the 2003-04 season and scored 18 points with nine rebounds in his debut ... Was signed for the remainder of the season ... In 94 career games, averaged 14.5 minutes and 4.7 ppg.

**Shaquille O'Neal -- Miami**

Olympic medalist, one of the game's 50 greatest players, three-time MVP of the NBA Finals, 2000 MVP, nine-time all-star selection are just several of the items on O'Neal's resume throughout his distinguished career ... O'Neal was drafted as the No. 1 pick of the draft by the Orlando Magic following the 1992 LSU season ... He played four years in Orlando, leading them to the NBA Finals once, before moving to the Los Angeles Lakers ... In eight years in LA, O'Neal led the Lakers to back-to-back-to-back titles in 2000, 2001, 2002 ... Moved to the Miami Heat prior to the 2004-05 season ... Entering his 14th season in the league, O'Neal has played 882 games, averaging 26.7 points and 12.0 rebounds.

**Stromile Swift -- Houston**

Swift is moving his talents to the Houston Rockets this season after five seasons with the Vancouver/Memphis Grizzlies ... Swift, the 2000 SEC Player of the Year, was the second overall pick in the 2000 draft by Vancouver ... Seen several times on ESPN's top plays for his dunks ... Has played 352 games in the NBA, averaging 9.0 points per game and 5.0 rebounds per game.

INTRO

THIS IS LSU

TIGERS

COACHES

REVIEW

PREVIEW

RECORDS

HISTORY

LSU

MEDIA

The five individuals on this page are the only men to have their jerseys retired by LSU. Basketball has retired the No. 23 for Pete Maravich, No. 50 for Bob Pettit, Jr., and No. 33 for Shaquille O'Neal. Football's only retired jersey is the No. 20 worn by Billy Cannon, while baseball retired the No. 15 in honor of longtime coach and current athletics director Skip Bertman.


- INTRO
- THIS IS LSU**
- TIGERS
- COACHES
- REVIEW
- PREVIEW
- RECORDS
- HISTORY
- LSU
- MEDIA



# 50

### **Bob Pettit**

Led LSU to its first NCAA Final Four in 1953 and he later became the first player in NBA history to exceed the 20,000-plus point barrier. Pettit is a member of the NBA Hall of Fame and in 1997 he was named as one of the top 50 players in NBA history.



# 23

### **Pete Maravich**

"Pistol Pete," Maravich still holds the NCAA record for career points with 3,667 and for career scoring average with 44.2 points a game. He was selected the National Player of the Year in 1970 after leading the Tigers to the NIT Final Four. He scored 50+ points an amazing 28 times. He went on to a 10-year professional career and was selected as one of the NBA's 50 greatest players in 1997.



# 33

### **Shaquille O'Neal**

Was the first pick in the 1992 NBA Draft. He was named MVP of the league in 2000 and was a three-time NBA Finals MVP after leading the Los Angeles Lakers to three World Championships. At LSU, O'Neal averaged 21.6 points and 13.6 rebounds for his career, and in 1991, he was named the World's Amateur Athlete of the Year as well as SEC Athlete of the Year and National Player of the Year. In 1997, he was named as one of the top 50 players in NBA history.



# 20

### **Billy Cannon**

One of the true legends of college football in the South, Cannon was the 1959 Heisman Trophy winner and helped the Tigers to the 1958 national title. Cannon's most memorable performance came in 1959 against Ole Miss when No. 1 LSU trailed No. 3 Ole Miss 3-0 in the fourth quarter. He fielded a punt, broke seven tackles and returned it 89 yards for the 7-3 victory. He went on to a successful 11-year professional career.



# 15

### **Skip Bertman**

A legend in the college baseball ranks, Bertman created a dynasty at LSU, guiding the Tigers to five national titles in a 10-year stretch from 1991-2000. He also skipped the United States to a bronze medal at the 1996 Olympics in Atlanta and was an assistant on the gold medal-winning U.S. squad in Seoul, Korea in 1988. Bertman retired from coaching following the 2001 season and is currently the LSU athletic director.

INTRO
THIS IS LSU
TIGERS
COACHES
REVIEW
PREVIEW
RECORDS
HISTORY
LSU
MEDIA

**LSU's Success** in each of its 20 sports is evident with this outstanding list of former Tigers.



**Temeka Johnson**

The 2004-05 Lieberman Award winner as the nation's top point guard, Johnson led the Lady Tigers to back-to-back NCAA Final Fours, the 2004-05 SEC regular season title and the 2003 tournament title, and was the SEC's all-time assist leader, finishing her career fifth in NCAA history with 945.




**Esther Jones**

A 21-time All-American while a LSU, Jones won a gold medal as a member of the United States' 4x100-meter relay team at the 1992 Olympic Games in Barcelona.



**Nicki Arnstad**

The 2002 NCAA Floor Exercise Co-Champion, Arnstad became the first LSU gymnast to win a national title. She was a two-time All-American and won the NCAA Central Regional Floor and All-Around Championships.



**Muna Lee**

The most decorated track and field athlete in school history, Lee won 20 All-America awards and a school record seven national titles while helping the Lady Tigers to five NCAA team championships during her time at LSU. A 2004 Olympian, she finished seventh in the 200 meters at the Summer Games in Athens, Greece.



**Britni Sneed**

One of three four-time first-team All-SEC selections in conference history, Sneed was a two-time SEC Player of the Year and a three-time NFCA All-American, leading the Tigers to their first Women's College World Series appearance in 2001.



**Walter Davis**

An Olympian in 2000 and 2004, Davis helped LSU to national titles in 2001 and 2002. The SEC Male Athlete of the Year in 2002, he won six NCAA titles and earned a school-record nine All-America honors.



**David Toms**

The two-time SEC Player of the Year, Toms has gone on to a successful career on the PGA Tour. Among his PGA Tour victories was a thrilling win at the PGA Championship in August of 2001.



**Marie Ferdinand**

The eighth pick overall in the 2001 WNBA draft by the Utah Starzz. A Kodak All-American in 2000-01 who helped the Lady Tigers to the Elite Eight in 2000 and to the NCAA Tournament three times. She is a two-time WNBA all-star selection.



**Todd Walker**

Capped his LSU career as the SEC's all-time leader in hits, runs, RBIs, and total bases. Walker, who is a member of the All-Time College World Series Team, led LSU to the national title in 1993.



**Meredith Duncan**

The nation's top collegiate golfer in 2002, Duncan left LSU as the school's best female golfer. She earned first-team All-America honors as a senior in 2002 and won the United States Women's Amateur Championship in 2001.



**Ben McDonald**


Named National Player of the Year in 1989 and he was later the first player chosen in the Major League Baseball Draft by the Baltimore Orioles.

- INTRO
- THIS IS LSU**
- TIGERS
- COACHES
- REVIEW
- PREVIEW
- RECORDS
- HISTORY
- LSU
- MEDIA



**Shaquille O'Neal**

Three-time NBA champion and 2000 league MVP Shaquille O'Neal joined the long list of prominent LSU alumni when he earned his degree in General Studies in December 2000.



**W**hile LSU continues to make its mark on the playing field, winning 43 national titles, the state's flagship University continues to be a breeding ground for some of the greatest minds in the world-past and present.



**Eduardo Aguirre, Jr.**

Named the first Director of U.S. Citizenship and Immigration Services (USCIS), a department under the Department of Homeland Security. President George W. Bush appointed him to this position, in February 2003.



**Kevin Faulk**

Excelled in both the classroom and on the playing field as he graduated in just 3 years. Faulk is currently a member of the three-time Super Bowl Champion New England Patriots.



**Dr. James Andrews**

A world-renowned orthopedic surgeon. Andrews is a 1963 graduate of LSU and a 1967 graduate of LSU Medical School. While at LSU, Andrews won the SEC indoor and outdoor titles in the pole vault.



**Carlos Roberto Flores**

Currently president of Honduras, a position to which he was elected in 1997. Flores is married to the former Mary Carol Flake, also an alumnus of LSU.



**Lod Cook**

Graduated from LSU with a bachelor's degree in Mathematics in 1955 and then earned his Master's degree in Petro Engineering in 1955. Cook served as CEO of ARCO for nine years.



**Jim Flores**

Graduated from LSU and currently is the Vice Chairman of Ocean Energy, the World's Leader in Oil Exploration, based in Houston, Texas.

PROMINENT LSU ALUMNI

- INTRO
- THIS IS LSU
- TIGERS
- COACHES
- REVIEW
- PREVIEW
- RECORDS
- HISTORY
- LSU
- MEDIA

**Donald R. Anderson** - Diplomat.

**Larry Arthur** - AIDS researcher.

**Elizabeth Ashley** - Actress.

**John Ed Bradley** - Sports Illustrated writer and novelist.

**John Breaux** - U.S. Senator (1987-present) and U.S. Congressman (1972-86) from Louisiana.

**Don Clayton** - President and CEO, Meridian Oil Co.

**"Lightning Joe" Lawton Collins** - Chief of Staff for President Truman.

**Eric Arture Delvalle** - Former president of Panama.

**A. Wright Elliott** - Executive vice president, Chase Manhattan Bank.

**Graves Erskine** - U.S. Marine Corps General in WWII.

**Maxime A. Faget** - Designed Mercury and Gemini spacecrafts.

**Mary Carol Flake Flores** - First Lady of Honduras.

**Julie Giroux** - Emmy Award-winning composer.

**Rufus William (Bill) Harp** - Television Set decorator.

**Walter Hitesman** - Former president, Reader's Digest.

**Hubert Humphrey** - U.S. vice president (1965-69).


**W. Vernon Jones** - Branch Division Chief, NASA headquarters

**Russell Long** - U.S. Senator from Louisiana, 1948-87.

**James Malmberg** - President, CEO, Piccadilly.

**Ray Marshall** - Secretary of Labor under President Carter.

**Grover Murray** - President emeritus of Texas Tech University.



**Bill Conti** - Oscar-winning composer who has written theme music for several well-known movies, including Rocky and its sequels, The Karate Kid and For Your Eyes Only.

**Edwin Newman** - TV journalist and commentator.

**Carolyn Bennett Patterson** - Former senior editor, National Geographic.

**J. Howard Rambin** - CEO, Texaco.

**Rex Reed** - Drama critic, syndicated columnist.

**Maj. Gen. Thomas Rhame** - Led 1st Infantry Division against Iraq during Persian Gulf War.

**Thomas O. Ryder** - President, American Express Publication Corp. and magazine publisher.

**Dolores Spikes** - President of the University of Maryland-Eastern Shore.

**Ray Strother** - Author, political consultant.

**Billy Tauzin** - U.S. House of Representatives from 1980-2005

**Joanne Woodward** - Academy Award-winning actress.



**Reinosuke Hara**  
Researched at LSU in the 1950s and then later received the honorary Doctorate of Science degree from LSU in 1992. Currently is Vice-Chairman of Seiko Instruments.



**Eddie J. Jones**  
President of the NFL's Miami Dolphins franchise. The 36-year veteran of the NFL currently serves on the NFL's Employee Benefits Committee.



**Mary L. Landrieu**  
Became the first woman from Louisiana elected to a full term in the United States Senate in 1997.




**Marty Sixkiller**  
Senior Technical Director for PDI/DreamWorks' movies "Antz", "Shrek", and "Shrek 2."



**Harry J. Longwell**  
Graduated from LSU in 1963 with a Bachelor's degree in Petroleum Engineering and currently is Executive Vice President of ExxonMobil.

**James Carville**  
Received both a Bachelor's degree and Law degree from LSU. Carville gained fame in the 1990's as the chief campaign strategist for Bill Clinton and Al Gore. Carville also penned a best-selling memoir titled All's Fair: Love, War and Running for President.



- INTRO
- THIS IS LSU
- TIGERS
- COACHES
- REVIEW
- PREVIEW
- RECORDS
- HISTORY
- LSU
- MEDIA



The Jack and Priscilla Andonie Museum is home to LSU's athletics history. The museum, located at the Lod Cook Alumni Center on LSU's campus, is full of artifacts and memorabilia from the Andonie's personal collection gathered by the couple over the past three decades that total about 13,000 pieces. The museum features 51 separate displays that include at least one area in the room for each of LSU's sports. There are also displays featuring LSU's five retired jerseys, the "Early Years" of LSU athletics, the Tiger Band and Golden Girls, cheerleaders and Mike the Tiger. The center piece of the museum "The Road to the National Championship" is a game-by-game recap of the 2003 LSU football team's national championship season. Included in the display is a replica of the ADT National Championship trophy, coach Nick Saban's sideline headset, and an official game ball signed by the team.

**Amenities**

- ▶ 51 separate displays
- ▶ 12 large wall-mounted television screens
- ▶ 13,000 LSU artifacts and memorabilia
- ▶ Numerous kiosk displays



**Museum Hours:**

9 a.m. - 5 p.m. • Monday - Friday  
 9 a.m. - 5 p.m. • Saturday's \*  
 8 a.m. - 12 p.m. • Sunday's \*  
 \* Only the weekend of home football games

\$3 - Adults  
 \$2 - Seniors  
 \$1 - LSU employees and high school or college students



INTRO
<b>THIS IS LSU</b>
TIGERS
COACHES
REVIEW
PREVIEW
RECORDS
HISTORY
LSU
MEDIA



**Tiger Stadium**

Football  
 Built - 1924 • Capacity - 91,600  
 Largest Crowd - 92,251 vs. Georgia on September 20, 2003



**Pete Maravich Assembly Center**

Men's and Women's Basketball, Volleyball and Gymnastics  
 Built - 1971 • Capacity - 13,472. Largest Crowd - 15,694 (MBKB vs. Ole Miss on Feb. 25, 1981)



**Alex Box Stadium**

Baseball  
 Built - 1938 • Capacity - 7,760  
 Largest Crowd - 8,683 vs. Houston on March 6, 2004



**Bernie Moore Track Stadium**

Men's and Women's Outdoor Track & Field  
 Built - 1969 • Capacity - 5,680  
 Largest Crowd - 3,947 on June 1, 2001 (NCAA Championships)



**Tiger Park**

Softball  
 Built - 1996 • Capacity - 1,000  
 Largest Crowd - 1,506 vs. Southern Miss on May 22, 1999 (NCAA Regional)




**Soccer Complex**

Women's Soccer  
 Built - 1996 • Capacity - 1,500  
 Largest Crowd - 911 vs. Tennessee on Sept. 13, 1996



**W.T. "Dub" Robinson Stadium**

Men's and Women's Tennis  
 Built - 1970 • Capacity - 550



**Natatorium**

Men's and Women's Swimming & Diving  
 Built - 1985 • Capacity - 2,200

- INTRO
- THIS IS LSU**
- TIGERS
- COACHES
- REVIEW
- PREVIEW
- RECORDS
- HISTORY
- LSU
- MEDIA

WHAT'S THE BEST WAY TO  
JUDGE WHICH CONFERENCE IS THE

# BEST in the NATION?



Throughout the history of men's college basketball, the Southeastern Conference has captured eight NCAA Championships and four NIT titles putting the SEC as one of the nation's top basketball conferences.

The SEC had another solid season in 2004-05, advancing at least half of the SEC's member institutions to the postseason for the 28th consecutive year.

### Five Teams Dancing

The SEC tied with the ACC and Big Ten for third in number of bids for the 2005 NCAA Tournament. The league received five bids after getting six bids in 1999, 2000, 2001, 2002, 2003 and 2004. SEC Tournament Champion Florida made its seventh straight NCAA Tournament appearance last year. SEC Champion Kentucky made its 14th straight NCAA tourney. Alabama and Mississippi State made their fourth straight appearance. LSU rejoined the field after missing in 2004.

2005 also marked the 16th straight year the SEC had at least one team advance to the Sweet 16 and the 11th time in 13 years that the conference had a team advance to the Elite Eight.

### SEC Second in Postseason Bids

With 16 postseason bids for men and women's basketball, the SEC once again was among the best leagues in the nation in postseason appearances in the NCAA and NIT tournaments. The SEC set the record with 19 bids in 1999 and again in 2001. The Big East tied it in 2003 and 2004. The SEC has led the nation seven times in the last 11 years. SEC men and women's teams garnered seven and nine bids respectively.

### Big 2-0!

Seven SEC teams reached 20 or more wins on the season. Kentucky led the way with 28 wins, followed by Alabama and Florida with 24 victories. Mississippi State had 23 victories. LSU, South Carolina and Vanderbilt were next in line with 20 wins each.

### How Sweet It Is

The SEC record for most Sweet 16 appearances in an NCAA Tournament is four set in 1986 when Alabama, Auburn, Kentucky and LSU advanced past the first two rounds.

That year, Alabama made its second of three straight Sweet 16s while Auburn and Kentucky advanced to the Elite Eight and LSU lost to eventual champion Louisville in the national semifinals.

In 2005, Kentucky advanced to the Elite Eight.

In 2004, Alabama and Vanderbilt became the 10th and 11th SEC teams since 1996 to advance to the Sweet 16. The SEC leads the nation with 11 of its 12 members reaching the Sweet 16 since 1996. Next in line behind the SEC are the Big East (10), Big Ten (9), ACC (8), Big 12 (7) and Pac 10 (7).

### SEC In Strength of Schedules

The SEC has eight of the 50 toughest schedules in the country, according to CollegerPI.com. Tennessee's schedule was ranked 20th, Florida 21st, LSU 27th, Kentucky 30th, Alabama 31st, Vanderbilt 38th, South Carolina 39th and Georgia 44th.

### Home Sweet Home

Southeastern Conference teams had a 145-44 record at home last season (.767). Here's a breakdown of SEC home records: Alabama 14-1; Arkansas 13-3; Auburn 8-7; Florida 13-3; Georgia 7-9; Kentucky 14-1; LSU 14-1; Ole Miss 8-6; Mississippi State 11-2; South Carolina 15-3; Tennessee 10-6; and, Vanderbilt 17-2.

### Poll Worthy

The SEC is only conference in the nation to have all of its teams ranked at least one week in the Associated Press top 25 (excluding pre-season polls) since 1999-00. Simply stated, every SEC team has been a top-25 team nationally at one point in the last five-plus seasons.

### SEC Second in Non-Conference Wins

The SEC tied for second in the nation with 107 non-conference regular season wins versus NCAA Division I opponents. Conference USA teams won 108 games, while the SEC and Big East teams each won 107 games. The ACC won 106 non-conference games, while the Big 12 was the other major conference over 100 wins with 103.

### Close Calls

Winning conference games is not easy as evidenced by some tight games decided by the slimmest of margins.

Of the 96 conference games played last season, 29 were decided by six points or less with three going to overtime. That means, 30.2 percent of league games were won in the final minutes.



INTRO
<b>THIS IS LSU</b>
TIGERS
COACHES
REVIEW
PREVIEW
RECORDS
HISTORY
LSU
MEDIA



**2005-06 Tiger Girls** - The popular men's basketball dance group is in its ninth year of performing at the Assembly Center. The Tiger Girls won the 2000 National Dance Team Championship and finished second in 2004.

**Front Row (L to R):** Christina Caporella, Denise Dicharry, Natalie Viator  
**Second Row (L to R):** Aimee Pitre, Kristin Loup, LeAnne Riccardii  
**Third Row (L to R):** Megan Bordelon, Alisha Captain, Rachal Delouche, Ashley Geig, Heather Williams, Megan Sutton  
**Back Row (L to R):** Angele Louviere, Tallie Adra, Lacy Goree, Kristen Hebert



**2005-06 Tiger Cheerleaders** - The Tiger Cheerleaders are routinely among the tops in the country in annual competitions, having placed in the top five several times.


**Front Row (L to R):** Kaley Tresnan, Brandon Sullivan, Liza Boyer, Tommy Griffin, Brooke Ladner, Bradley Caire, Jenny Richardson, Rusty Secrist, Mike the Tiger, Daniel Anderson, Jamie Mascari, Lance Laurent, Kimberle Nuccio, Ryan Krenek, Amy Kirby, Braley Raborn, Lizzie Montero

**Second Row (L to R):** Pauline Zernott (Spirit Coordinator), Tommy Trahan (Coach), Jason Galjour (Asst. Coach), Mike Melito, Kenny Daenen, Jason Amadeo, Toby Garcia, Hunter Louviere, Justin Brice, Jamie Pylant, James Gravois, Chris Meeks, Chico Garcia, Todd Adams, Alex Anderson, Andrew Dillahunty

**Back Row (L to R):** Codi Trahan, Erin Hains, Katie Prechtor, Jordan Arce, Stephanie Hickman, Kate Stone, Kelley Walker, Landon McCoy, Natalie Cohn (Not Pictured: Ray Griffin)



INTRO
THIS IS LSU
<b>TIGERS</b>
COACHES
REVIEW
PREVIEW
RECORDS
HISTORY
LSU
MEDIA



## WE'RE READY

Recruiting is a science that involves a lot of human guesswork, especially by the coaches that are recruiting players. Which ones will be available to fill the holes that sometimes occur on a college basketball team and can you get them at just the right time?

LSU went through the anxiety of a pro decision before when Stromile Swift was drafted high in the 2000 NBA draft. Because of scholarship restrictions, the Tiger program under John Brady hadn't built up any depth in returning and new players. So when Swift and Jabari Smith left after the 2000 season, there wasn't a bench strong enough to absorb two ACL injuries to key starters.

It has taken some time, and now the loss of a player is still felt, but there is sufficient recruiting depth to make the picture not look bleak at all. In fact, the defending

champions of the SEC Western Division are set to make a run again at the title and a sixth postseason berth in the last seven years with a team that looks a bit different, but has pieces that fit into the right parts of the puzzle.

The New Orleans Hornets drafted the Southeastern Conference Player of the Year, Brandon Bass, who was also the Scholar-Athlete of the Year in the league, after his sophomore season. Also leaving the team after the 2004-05 season were starting guard Antonio Hudson and backup point guard Xavier Whipple.

"We've been able to replenish well and we have a great recruiting class coming in and several guys we can plug into the lineup. Losing Brandon will hurt us some, but the loss is not nearly as significant as it was when we lost Stromile five years ago," said LSU Coach John Brady.

### RETURNING LETTERMEN

The Tiger offense's top scorer and rebounder returning is **Glen Davis**, who enters his sophomore season after winning SEC Freshman of the Year honors. Davis had a busy off-season that started with changing his diet, working hard with strength and conditioning assistant **Jeff Dillman** and getting his weight down to 306 in late July when he headed to Dallas for the USA Basketball trials for the U21 World Championships in Argentina. Davis made that team and will be better as a sophomore for the experience of international basketball coming into SEC play.

Davis averaged 13.5 points per game and 8.8 rebounds last season, second on

the team. The scoring average was 15th best in the SEC and ranked fourth in rebounds.

**Tack Minor** played the point position all season long, but will miss at least the first four games as part of a university-related disciplinary issue that will keep him off the team until mid-December. Minor averaged 10.8 points, 3.9 rebounds and 4.5 assists (fourth in the league). Minor had a positive assist-to-turnover ratio (137-108) and the LSU coaches hope that Minor will keep himself in shape and be ready to perform at a high level when he rejoins the team in mid-December.

The Tigers lone senior, **Darrel Mitchell**, has continued to improve and has become the chief three-point threat on

the LSU squad. In his first three seasons, Mitchell has made 176 treys and as a junior averaged 13.1 points a game. He and enters the season just 35 points shy of 1,000 career points at LSU. Mitchell has the ability to take over games and make key shots down the stretch to get LSU several wins.

**Darnell Lazare** should see plenty of playing time in his junior season at both the forward positions and he has worked hard in the off-season in preparation for that chance. He showed his ability to fill in during the latter part of the 2003-2004 season, replacing Jaime Lloreda, and will be looked to show that determination again this year. In two years, he has made over 57 percent of his field goal attempts.

**David Fleshman**, a walk-on, rounds out the returning letterman and his knowledge of the Brady system will help the newcomers learn the system when they first arrive.

**NEWCOMERS**

The Tigers will have plenty of new talent to work into the rotation, most notably two redshirt players whom LSU fans had the chance to watch work out on many game nights prior to the game with assistant coach John Treloar.

**Garrett Temple** has one of the most famous last names in LSU history with his father, Collis, Jr., having played in the mid-1970s as the first African-American basketball player at the school and Garrett's older brother (Collis III) starring in the program just a few years ago. But Garrett enters with his own credentials and ironically, redshirted his first year like his brother. Temple was a double-figure scorer for University High and he could be called upon to help fill the point guard position in the early going.

**Tyrus Thomas** showed in his one exhibition appearance that he could jump out of the gym and his athletic ability was a pleasant surprise before a neck injury forced him to miss several weeks of practice. But a medical redshirt has given him four full years to show the talent that he displayed at McKinley High School in Baton Rouge where he averaged a double-double (16 pts., 12 reb.).

The junior college transfer among the newcomers is **Kentrell Gransberry**, a Woodlawn High product who will be reunited with former teammate Darnell Lazare after two years at San Jacinto. Gransberry is a strong rebounder, at the top of the junior college ranks in boards average, and may be the most physical player of the new Tigers. He averaged 11.1 points and a 13.7 rebounds with 86 blocked shots for a team that spent much of the year ranked No. 1 in the JC ranks.

**Alex Farrer** of Phoenix, Ariz., was the last signee the Tigers' inked for the 2005-06 season in the late signing period. The 6-5 guard/forward averaged 17.5 points, 9.2 rebounds and three blocked shots for a team that advanced to the Arizona Class 5A State Championship game. He will add to the Tigers' depth at the guard and small forward position.

**Chris Johnson** (6-11) and **Magnum Rolle** (6-10) come to LSU from the Laurinburg Prep school in North Carolina after a stellar season that saw the pair lead Laurinburg to the prep school national championship. Johnson averaged 8.6 points and 3.9 rebounds and his best days may be in the future once he gets into the program and establishes himself. Rolle is only entering his sixth year playing basketball but the Bahamas native averaged 10.2 rebounds and 4.5 blocked shots a game. His athletic

ability could be a big benefit for the Tigers.

Both of the final members of the freshman class certainly could be the most important, one because of his local connections and the other because he may be thrust into the limelight early on in the season.

Baton Rouge basketball fans have watched **Tasmin Mitchell** since the eighth grade and the LSU coaches have probably had their eye on him just as long. The prep All-American and Mr. Basketball in the state of Louisiana averaged 26.9 points per game, 10 rebounds and six assists at Denham Springs High School, just outside Baton Rouge. His ability is something that the Tigers hope translates quickly from high school to college ball.

When the coaching staff saw **Ben Voogd** play in the summer of 2004, they came back to Baton Rouge and said the Tigers needed to go after one of the toughest players they saw that summer. Voogd is a point guard and the freshman will certainly be called upon to step forward especially in the early going while Minor is on suspension. Voogd brings to the team the knowledge of a true point guard and team player and should be a welcome addition to the depth of that position.

**THE SCHEDULE**

The Tigers' schedule this year features some top-notch road games in non-conference play including the back end of home-and-home series with West Virginia (Nov. 27) and Ohio State (Dec. 31). LSU will also travel to Hartford, Conn., to meet UConn in a CBS game that will be returned to Baton Rouge next year.

The Tigers will also play in the Las Vegas Holiday Classic, a series of games with a unique format in that LSU will play Northern Iowa on Dec. 19 in Baton Rouge with games against Arkansas-Monticello and Cincinnati in Las Vegas on Dec. 22 and 23.

The home non-conference schedule will feature games the Tigers can win, but also those that will test the team early including a home opener against Southern, in-state games against McNeese State, UNO, Louisiana-Lafayette and Tulane, and the final game of an eight-year contract with the University of Houston. In conference play, the Tigers will face the five Western Division teams with Tennessee, Georgia and Kentucky from the East, the latter on CBS Sports for the third straight season.

All in all, a young LSU Tiger team will earn its stripes but should be able to rebound and make its own mark after losing a star much easier than Tiger teams in the recent past have been able to accomplish.



Glen Davis - 2005 SEC Freshman of the Year

**THE LINEUP**

**Returning Lettermen**



No.	Name	Ht.	Wt.	Cl.	Exp.	PPG	RPG	A/BPG
0	Glen Davis	6-9	310	So.	1VL	13.5	8.8	1.4
3	Tack Minor	5-11	200	Jr.	2VL	10.8	3.9	4.6A
10	David Fleshman	6-0	184	So.	1VL	0.0	0.0	0.0
22	Darrel Mitchell	5-11	178	Sr.	3VL	13.1	2.6	2.9A
35	Darnell Lazare	6-8	240	Jr.	2VL	2.0	1.2	0.5

**Newcomers**

No.	Name	Ht.	Wt.	Cl.	Exp.	Notes
1	Tasmin Mitchell	6-7	230	Fr	HS	McDonald's All-American
4	Ben Voogd	6-1	175	Fr.	HS	Point-guard depth from Oregon
12	Tyrus Thomas	6-7	215	Fr	RS	Tremendous athletic ability from BR
14	Garrett Temple	6-5	176	Fr.	RS	Third member of family at LSU
15	Magnum Rolle	6-10	215	Fr.	HS	Prep school champion at Laurinburg
21	Chris Johnson	6-11	190	Fr.	HS	Prep school champion at Laurinburg
30	Alex Farrer	6-5	205	Fr.	HS	Adds depth team needs at G/F
44	Kentrell Gransberry	6-9	268	Jr.	TR	One of JC's top rebounders

- INTRO
- THIS IS LSU
- TIGERS**
- COACHES
- REVIEW
- PREVIEW
- RECORDS
- HISTORY
- LSU
- MEDIA

- INTRO
- THIS IS LSU
- TIGERS**
- COACHES
- REVIEW
- PREVIEW
- RECORDS
- HISTORY
- LSU
- MEDIA



# Glen DAVIS

- **2005 SEC Freshman of the Year (Coaches)**
- **2005 SEC Newcomer of the Year (AP)**
- **2005 Dick Vitale Diaper Dandy of the Year, SEC**
- **2005 NABC All-District 8 Second Team**
- **First Team All-Louisiana**
- **Louisiana Freshman of the Year**
- **Dick Vitale Diaper Dandy of the Week, 1/18**
- **Member USA Basketball Under 21 National Team, Summer 2005**

**O**

**6-9 • 310 • Forward  
Sophomore • 1VL  
Baton Rouge, La.  
University HS**

**DAVIS' TOP 10 SCORING GAMES**

- 1. 28 -- vs. South Carolina, 1-12-05
- 2. 27 -- vs. Southern Miss, 12-18-04
- 3. 26 -- vs. Arkansas, 1-19-05
- 4. 24 -- vs. Auburn-(SECT), 3-11-05
- 5. 19 -- at Mississippi State, 2-16-05
- 6. 18 -- vs. UAB (NCAA), 3-17-05
- 7. 17 -- at Auburn, 2-26-05
- 7. 17 -- at Tennessee, 2-2-05
- 9. 16 -- vs. Tulane, 11-19-04
- 9. 16 -- vs. UNO, 11-24-04

**CAREER HIGHS**

Points	28, vs. South Carolina, 1-12-05
Rebounds	18, vs. Arkansas, 1-19-05
Field Goals Made	12, vs. South Carolina, 1-12-05
Field Goals Att.	19, vs. Southern Miss, 12-18-05
3 PT FG Made	1, three times
3 PT FG Att.	3, vs. UAB (NCAA), 3-17-05
Free Throws Made	10, vs. Arkansas, 1-19-05
Free Throws Att.	11, three times
Assists	4, vs. Miss. State, 1-29-05
Blocks	3, twice
Steals	3, at Alabama, 1-8-05
Minutes Played	42, vs. Arkansas, 1-19-05

**FRESHMAN SEASON (2004-05)**

Earned SEC Freshman of the Year, LSU's third time in the Brady era and the second consecutive year (Torriss Bright-2000, Brandon Bass-2003) ... Started 29 games after coming off the bench in the season opener, averaging 29.2 minutes a game ... Averaged 13.5 points, 8.8 rebounds and 1.4 blocks a game ... Shot over 50 percent from the floor (51.3 percent, 138-of-269) and showed a good touch at the free throw line, making 69.8 percent (127-of-182) ... Davis scored in double figures in 22 games and rebounded in double figures 12 times with 10 double doubles -- Tulane (11-19, 16 pts., 13 reb.), South Carolina (1-12, 28 pts., 14 reb.), Ohio State (1-15, 15 pts., 11 reb.), Arkansas (1-19, 26 pts., 18 reb.), Ole Miss (1-26, 13 pts., 10 reb.), Georgia (2-2, 12 pts., 11 reb.), Tennessee (2-5, 17 pts., 13 reb.), Alabama (2-21, 11 pts., 13 reb.), Kentucky (3-12, 11 pts., 10 reb.) and UAB (3-17, 18 pts., 11 reb.) ... Four games over 20 points highlighted by 28 against South Carolina (1-12), 27 vs. Southern Miss (12-18) and 26 against Arkansas (1-19) ... Finished the season 15th in the league in scoring, second in rebounds and ninth in blocks ... Finished third among the league freshman in scoring and first in rebounding ... From the Utah game, on Jan. 3, when Davis had just one rebound, the freshman's rebound average went up two full points from 6.8 rpg to 8.8 rpg ... His scoring average also went up two points from that game to the end of the season ... Represented LSU as a member of the U.S. Under 21 Team that finished fifth at the World Championships.

**PRIOR TO LSU**


Concentrated on basketball his senior season for coach Ari Fisher, but also had a stellar career at University High at tailback of the football team ... Davis also tossed the shot for the U-High track team ... Earned Parade and McDonald's All-America honors, was named the Gatorade Player of the Year in the state of Louisiana, the Athlete of the Year as chosen by the Baton Rouge Advocate, Mr. Basketball by the Louisiana Sports Writers Association ... He was also named the most valuable player in Class 2A as well as being named the MVP of the Top 28 Class 2A Tournament ... Averaged 26.4 points and 14.3 rebounds a game along with four blocks.

**PERSONAL**

Born in Baton Rouge on Jan. 1, 1986 ... Full name is Ronald Glen Davis ... Nickname is "Big Baby" ... Father is Donald Robertson and mother is Tonya Davis ... Five other members of the family ... Anticipated major is business management ... His influence to come to LSU "family influenced me to further my education at LSU."

**DAVIS' CAREER TOTALS**

YEAR	GS-GS	MIN/AVG	FG-FGA	PCT.	3FG-3A	PCT.	FT-FTA	PCT.	REB.	AVG.	PF-FO	A	TO	BLK	STL	PTS-AVG.
04-05	30-29	876/29.2	138-269	.513	3-12	.250	127-182	.698	263	8.8	94-2	31	50	41	29	406-13.5
<b>Totals</b>	<b>30-29</b>	<b>876/29.2</b>	<b>138-269</b>	<b>.513</b>	<b>3-12</b>	<b>.250</b>	<b>127-182</b>	<b>.698</b>	<b>263</b>	<b>8.8</b>	<b>94-2</b>	<b>31</b>	<b>50</b>	<b>41</b>	<b>29</b>	<b>406-13.5</b>



INTRO
THIS IS LSU
<b>TIGERS</b>
COACHES
REVIEW
PREVIEW
RECORDS
HISTORY
LSU
MEDIA

Davis' Game-by-Game Totals

2004-05

Opponent	Min.	FG	3FG	FT	REB	PF-FO	A	TO	BLK	STL	PTS
Tulane	24	4-6	0-0	8-11	13	2-0	0	3	1	1	16
Louisiana-Lafayette	25	1-6	0-0	1-2	13	2-0	2	3	0	1	3
New Orleans	29	6-9	0-1	4-6	5	3-0	0	2	1	2	16
West Virginia	20	1-7	0-0	6-8	8	3-0	0	0	0	0	8
Northwestern State	24	3-8	0-0	4-5	7	4-0	0	2	2	0	10
McNeese State	28	6-9	0-0	3-6	7	4-0	2	1	1	1	15
vs. Southern Miss	38	9-19	0-0	9-11	3	3-0	0	2	1	1	27
at Houston	32	1-5	0-0	6-8	-6	3-0	1	1	1	1	8
vs. Florida State	23	3-4	0-0	2-2	5	4-0	1	3	2	1	8
at Utah	25	1-4	0-1	2-2	1	3-0	1	0	1	1	4
at Alabama	32	5-11	0-1	3-5	7	4-0	1	2	2	3	13
South Carolina	35	12-17	1-1	3-4	14	2-0	0	1	0	1	28
Ohio State	37	7-16	0-2	1-1	11	3-0	3	1	2	1	15
Arkansas	42	8-12	0-1	10-11	18	4-0	1	2	2	2	26
at Kentucky	30	1-5	0-0	7-10	12	3-0	0	5	2	1	9
Ole Miss	33	5-8	0-0	3-4	10	1-0	1	2	1	2	13
Mississippi State	22	1-7	0-0	1-2	8	4-0	4	1	1	1	3
at Georgia	30	3-6	0-0	6-7	11	4-0	2	1	1	1	12
at Tennessee	28	5-9	0-0	7-9	13	5-1	1	3	1	0	17
Auburn	26	4-6	0-0	4-4	5	2-0	3	1	2	2	12
at Arkansas	27	4-8	0-0	3-5	7	3-0	2	1	2	1	11
at Mississippi State	28	8-11	0-0	3-6	9	3-0	1	2	2	1	19
Florida	31	3-5	0-0	5-6	8	3-0	0	3	0	1	11
Alabama	31	4-10	0-0	3-6	13	3-0	1	2	2	0	11
at Auburn	26	7-7	0-0	3-6	7	2-0	2	0	1	1	17
at Ole Miss	27	1-6	0-1	6-6	8	4-0	1	1	2	0	8
Vanderbilt	29	5-10	0-0	3-8	5	3-0	1	0	3	0	13
vs. Auburn	26	9-11	1-1	5-9	8	1-0	0	0	1	0	24
vs. Kentucky	35	4-11	0-0	3-7	10	4-0	0	2	3	0	11
vs. UAB	33	7-16	1-3	3-5	11	5-1	0	3	1	2	18
<b>Totals</b>	<b>876</b>	<b>138-269</b>	<b>3-12</b>	<b>127-182</b>	<b>263</b>	<b>94-2</b>	<b>31</b>	<b>50</b>	<b>41</b>	<b>29</b>	<b>406</b>



6' 9 in.

6 ft.

5 ft.

4 ft.

3 ft.


2 ft.

1 ft.





# David FLESHMAN



- INTRO
- THIS IS LSU
- TIGERS**
- COACHES
- REVIEW
- PREVIEW
- RECORDS
- HISTORY
- LSU
- MEDIA

Unable to play for much of the year following ACL surgery, Fleshman was still a big help on the scout teams and at practice sessions preparing for games.

### FRESHMAN SEASON (2004-05)

Played in two games, vs. Tulane (11-19) and UNO (11-24) ... Missed only field goal attempt against UNO.

### PRIOR TO LSU

Senior high school basketball season was limited to the final few weeks of the season after tearing his ACL during the first football game of the 2003 season ... Prior to his injury, had been a starter since eighth grade at Dunham, averaging 17 points, six rebounds and seven assists per game ... Played for Coach Jonathon Pixley at Dunham, a former player for Coach John Brady when Brady was the coach at Samford ... Also played football (wide receiver, defensive back) for four years and ran the 400 meters in track ... First-team All-District for four years, scored over 1,000 career points and was selected to play in the LHSCA/Coca-Cola All-Star game ... All-District for three years, including two years All-Metro and one-year All-State ... Graduated with honors from Dunham.

### PERSONAL

Born in Baton Rouge on Nov. 4, 1985 ... Righthanded ... Parents are Ed and Nina Fleshman ... Two brothers and one sister ... Listed AAU Coach Daryll Thrower and high school coach Jonathan Pixley as big influences because they, "always pushed me both physically and mentally to be the best basketball player and person I could be" ... Anticipated major is political science ... Likes to read and to watch TV ... favorite singer is Garth Brooks ... Favorite basketball player is John Stockton.

# 10

6-0 • 184 • Guard  
Sophomore  
Baton Rouge, La.  
The Dunham School

### CAREER HIGHS

Points	
Rebounds	
Field Goals Made	
Field Goals Att.	1, vs. UNO, 11-24-04
3 PT FG Made	
3 PT FG Att.	
Free Throws Made	
Free Throws Att.	
Assists	
Blocks	
Steals	
Minutes Played	2, vs. Tulane, 11-19-04

### Fleshman's Game-by-Game Totals


#### 2004-05

OPPONENT	MIN.	FG	3FG	FT	REB	PF-FO	A	TO	BLK	STL	PTS
Tulane	2	0-0	0-0	0-0	0	1-0	0	1	0	0	0
New Orleans	1	0-1	0-0	0-0	0	0-0	0	0	0	0	0
<b>Totals</b>	<b>3</b>	<b>0-1</b>	<b>0-0</b>	<b>0-0</b>	<b>0</b>	<b>1-0</b>	<b>0</b>	<b>1</b>	<b>0</b>	<b>0</b>	<b>0</b>

### FLESHMAN'S CAREER TOTALS

YEAR	GS-GS	MIN/AVG	FG-FGA	PCT.	3FG-3A	PCT.	FT-FTA	PCT.	REB.	AVG.	PF-FO	A	TO	BLK	STL	PTS-AVG.
04-05	2-0	3/1.5	0-1	.000	0-0	.000	0-0	.000	0	0.0	1-0	0	1	0	0	0-0.0
<b>Totals</b>	<b>2-0</b>	<b>3/1.5</b>	<b>0-1</b>	<b>.000</b>	<b>0-0</b>	<b>.000</b>	<b>0-0</b>	<b>.000</b>	<b>0</b>	<b>0.0</b>	<b>1-0</b>	<b>0</b>	<b>1</b>	<b>0</b>	<b>0</b>	<b>0-0.0</b>

- INTRO
- THIS IS LSU
- TIGERS**
- COACHES
- REVIEW
- PREVIEW
- RECORDS
- HISTORY
- LSU
- MEDIA



# Darnell LAZARE

# 35

6-8 • 240 • Junior  
Forward  
Baton Rouge, La.  
Woodlawn HS

**LAZARE'S TOP 10 SCORING GAMES**

- 1. 13 -- vs. Southern, 11-21-03
- 2. 11 -- at Auburn, 3-6-04
- 3. 10 -- vs. Auburn, 2-18-04
- 4. 9 -- vs. UNO, 11-24-04
- 4. 9 -- vs. Auburn, 2-9-05
- 6. 8 -- vs. Louisiana-Monroe, 11-29-03
- 7. 7 -- vs. Tulane, 11-19-04
- 8. 5 -- vs. UAB, 12-27-03
- 8. 5 -- vs. Ole Miss, 3-3-04
- 8. 5 -- at Oklahoma, 3-17-04

**CAREER HIGHS**

Points	13, vs. Southern, 11-21-03
Rebounds	9, vs. South Carolina, 3-12-04
Field Goals Made	5, three times
Field Goals Att.	7, twice
3 PT FG Made	
3 PT FG Att.	
Free Throws Made	3, three times
Free Throws Att.	4, twice
Assists	2, vs. Auburn, 3-6-04
Blocks	2, three times
Steals	2, vs. Southern, 2-4-04
Minutes Played	36, vs. Southern, 11-21-03

**SOPHOMORE SEASON (2004-05)**

Appeared in 25 games, averaging 6.9 minutes a game ... Hit 20-of-34 field goal attempts and averaged 2.0 points and 1.2 rebounds a game ... Had a high of nine points twice during the season -- vs. the University of New Orleans (11-24), hitting all three field goal and free throw attempts, and vs. Auburn on Feb. 9 when he made four-of-five field goal attempts ... Scored seven points in season opener vs. Tulane (11-19) ... Played double-figure minutes on seven occasions during the year ... Season high of seven rebounds vs. UNO (11-24).

**FRESHMAN SEASON (2003-04)**

Averaged just over 12 minutes a contest for the season, playing in all 29 games, starting eight ... All eight starts came in place of Jaime Lloreda, including the last five games of the season ... Started opener versus Southern (11-21), playing 36 minutes, hitting all five field goal attempts and scoring college best of 13 points ... Also had double figures off the bench against Auburn (2-18) with 10 points and 11 at Auburn (3-6) ... In the two games against Auburn, he was 10-of-14 from the field ... Had nine rebounds in the SEC Tournament game against South Carolina (3-12) ... Last five games when starting averaged over 20 minutes of playing time ... Hit 36-of-64 (56.3 percent) from the field, averaging 2.9 points per game and 2.4 rebounds ... In last five contests, he averaged just over five points and over four rebounds a game.

**PRIOR TO LSU**

Played for Coach Kenny Almond at Woodlawn ... Two-year member of the Louisiana Sports Writers Association All-State team, two-year member of The Advocate's All-Metro team and three-year all-district honoree ... Averaged 15 points and 10 rebounds his final year at Woodlawn ... Also participated in track at Woodlawn in the high jump and the triple jump ... Won back-to-back basketball state championships at Woodlawn his junior and senior seasons.

**PERSONAL**

Born on Jan. 29, 1985, in Lafayette, La. ... Parents are Kerry and Julie Lazare ... Other younger family members are Kerrylin, Braylon and Cameron ... Major is undecided ... Nickname is "Dee" ... Right-handed ... Chose his current number by flipping his high school number ... Chose LSU because he could "stay close to home" ... Favorite food is red beans and rice ... Favorite NBA team is the New Jersey Nets and favorite player Kevin Garnett ... Favorite athlete outside basketball is Atlanta Falcons running back and Baton Rouge native, Warrick Dunn ... Said biggest influence is his "mom, because she pushes me to limits beyond my imagination and makes me work hard."

**LAZARE'S CAREER TOTALS**

YEAR	GS-GS	MIN/AVG	FG-FGA	PCT.	3FG-3A	PCT.	FT-FTA	PCT.	REB.	AVG.	PF-FO	A	TO	BLK	STL	PTS-AVG.
03-04	29-8	357/12.3	36-64	.563	0-0	.000	13-25	.520	69	2.4	26-0	8	24	9	10	85-2.9
04-05	25-0	173/6.9	20-34	.588	0-0	.000	9-13	.692	30	1.2	20-0	2	5	6	4	49-2.0
<b>Totals</b>	<b>54-8</b>	<b>530/9.8</b>	<b>56-98</b>	<b>.571</b>	<b>0-0</b>	<b>.000</b>	<b>22-38</b>	<b>.579</b>	<b>99</b>	<b>1.8</b>	<b>46-0</b>	<b>10</b>	<b>29</b>	<b>15</b>	<b>14</b>	<b>134-2.5</b>

INTRO
THIS IS LSU
<b>TIGERS</b>
COACHES
REVIEW
PREVIEW
RECORDS
HISTORY
LSU
MEDIA



- INTRO
- THIS IS LSU
- TIGERS**
- COACHES
- REVIEW
- PREVIEW
- RECORDS
- HISTORY
- LSU
- MEDIA

### Lazare's Game-by-Game Totals

#### 2004-05

Opponent	Min.	FG	3FG	FT	REB	PF-FO	A	TO	BLK	STL	PTS
Tulane	19	2-3	0-0	3-4	4	2-0	0	0	0	0	7
Louisiana-Lafayette	4	0-1	0-0	0-0	1	0-0	0	0	0	0	0
New Orleans	11	3-3	0-0	3-3	7	1-0	1	0	0	0	0
West Virginia	17	1-2	0-0	2-2	4	2-0	1	1	0	1	4
Northwestern State	8	2-2	0-0	0-1	1	1-0	0	0	2	0	4
McNeese State	4	0-0	0-0	0-0	0	2-0	0	1	0	0	0
vs. Southern Miss	5	2-3	0-0	0-0	0	1-0	0	0	1	0	4
at Houston	3	0-1	0-0	0-1	2	0-0	0	1	2	0	0
vs. Florida State	4	0-2	0-0	0-0	0	0-0	0	0	1	0	0
at Utah	2	0-0	0-0	0-0	1	1-0	0	0	0	0	0
at Alabama	3	0-0	0-0	0-0	0	0-0	0	0	0	0	0
South Carolina	4	0-0	0-0	0-0	0	0-0	0	0	0	0	0
Ohio State	10	0-0	0-0	0-0	2	1-0	0	0	0	1	0
Arkansas	12	0-2	0-0	0-0	1	0-0	0	0	0	1	0
at Kentucky	2	0-0	0-0	0-0	0	1-0	0	0	0	0	0
Mississippi State	5	1-1	0-0	0-0	0	0-0	0	0	0	0	2
at Georgia	8	2-3	0-0	0-0	1	0-0	0	0	0	0	4
at Tennessee	4	0-0	0-0	0-0	1	2-0	0	1	0	0	0
Auburn	17	4-5	0-0	1-1	3	0-0	0	0	0	0	9
at Arkansas	12	1-1	0-0	0-0	0	1-0	0	0	0	0	2
at Mississippi State	5	1-2	0-0	0-1	1	4-0	0	0	0	1	2
at Auburn	3	0-1	0-0	0-0	0	0-0	0	1	0	0	0
at Ole Miss	4	0-1	0-0	0-0	1	0-0	0	0	0	0	0
vs. Auburn	6	1-1	0-0	0-0	0	0-0	0	0	0	0	2
vs. UAB	1	0-0	0-0	0-0	0	1-0	0	0	0	0	0
<b>Totals</b>	<b>173</b>	<b>20-34</b>	<b>0-0</b>	<b>9-13</b>	<b>30</b>	<b>20-0</b>	<b>2</b>	<b>5</b>	<b>6</b>	<b>4</b>	<b>49</b>

#### 2003-04

Opponent	Min.	FG	3FG	FT	REB	PF-FO	A	TO	BLK	STL	PTS
Southern	36	5-5	0-0	3-5	3	2-0	0	5	1	2	13
McNeese	6	1-2	0-0	0-0	3	1-0	0	1	0	0	2
Troy State	4	0-0	0-0	0-0	1	0-0	1	0	0	0	0
Louisiana-Monroe	13	3-3	0-0	2-3	3	2-0	1	3	1	1	8
Utah	8	1-1	0-0	0-0	2	0-0	0	0	0	0	2
Southern Miss	5	0-0	0-0	0-0	0	0-0	0	0	0	0	0
Tulane	13	2-2	0-0	0-1	1	1-0	1	0	0	1	4
UAB	8	2-3	0-0	1-2	2	0-0	0	2	0	1	5
at Houston	4	0-1	0-0	0-0	1	1-0	0	1	0	0	0
at Centenary	7	0-0	0-0	0-0	0	0-0	0	1	0	0	0
at Arkansas	6	1-2	0-0	0-0	1	0-0	0	0	0	1	2
Alabama	5	0-0	0-0	0-0	0	0-0	0	0	0	0	0
at New Orleans	15	0-1	0-0	0-0	4	2-0	0	1	0	1	0
Mississippi State	7	0-0	0-0	0-0	1	1-0	0	1	0	0	0
at Ole Miss	4	0-0	0-0	0-0	2	0-0	0	0	0	0	0
at South Carolina	13	0-1	0-0	2-2	4	0-0	1	0	0	0	2
Georgia	7	0-1	0-0	0-0	3	1-0	0	0	0	0	0
at Alabama	6	0-1	0-0	0-0	0	3-0	0	0	0	0	0
Tennessee	14	1-1	0-0	1-2	3	1-0	0	0	2	1	3
Arkansas	10	1-4	0-0	0-0	2	1-0	0	0	0	0	2
at Florida	8	1-1	0-0	0-2	1	0-0	1	0	0	0	2
Auburn	21	5-7	0-0	0-0	6	2-0	0	0	1	0	10
at Vanderbilt	26	1-4	0-0	1-2	4	2-0	0	1	1	1	3
at Mississippi State	3	0-0	0-0	0-0	0	2-0	0	0	0	0	0
Kentucky	21	1-3	0-0	0-0	2	1-0	1	1	1	1	2
Ole Miss	16	2-5	0-0	1-1	3	0-0	0	1	0	0	5
at Auburn	22	5-7	0-0	1-2	5	1-0	2	3	0	0	11
vs. South Carolina	25	2-5	0-0	0-2	9	1-0	0	1	1	0	4
at Oklahoma	24	2-4	0-0	1-1	3	1-0	0	2	1	0	5
<b>Totals</b>	<b>357</b>	<b>36-64</b>	<b>0-0</b>	<b>13-25</b>	<b>69</b>	<b>26-0</b>	<b>8</b>	<b>24</b>	<b>9</b>	<b>10</b>	<b>85</b>



6' 8 in.

6 ft.

5 ft.

4 ft.


3 ft.

2 ft.

1 ft.



# Tack MINOR



- INTRO
- THIS IS LSU
- TIGERS**
- COACHES
- REVIEW
- PREVIEW
- RECORDS
- HISTORY
- LSU
- MEDIA

### SOPHOMORE SEASON (2004-05)

Played and started all 30 games, averaging 10.8 points per game with 3.9 rebounds and 4.6 assists per game ... Continued a trend of starting point guards at LSU having more assists (137) than turnovers (108) ... Has hit 70 three-pointers in his first two seasons ... Had three double-doubles -- 10 points, 10 assists vs. New Orleans (11-24); 17 points and 10 assists in the double overtime win against Ohio State (1-15); and, the unusual for a point guard 16 points and 10 rebounds in the win over Alabama (2-22) ... 16 games scoring in double figures, 27 in his first two years ... Scored Career high of 23 points in the Nokia Sugar Bowl Classic win over Florida State in which he hit five treys (12-30) ... Also had nine assists in that game ... Had 10 games of six assists or more ... Assist average of 4.6 ranked fourth in the league ... Had 15 games playing at least 30 minutes.

### FRESHMAN SEASON (2003-04)

Played in all 29 games, starting two, while averaging 15.5 minutes per game ... Fifth on the team in scoring, averaging 7.2 points, 1.9 rebounds and 1.7 assists per contest ... Starts came against McNeese (11-24) and Centenary (1-3) ... Played 20 minutes in five of the last nine games ... Scored in double figures in 11 games, topped by a 20-minute, 15-point effort against Auburn (2-18) ... In the game hit four three pointers to go with a perfect three-of-three at the line ... Also had 13 at Mississippi State (2-25) and 12 versus Louisiana-Monroe (11-29), Tulane (12-23) and Alabama (1-10) ... Hit three or more treys three times in the last month of the season ... Hit 32-of-95 (33.7 percent) from the three-point line ... Fourth among league freshmen in scoring average and three-point percentage ... Fifth among freshmen in free throw percentage (.680).

### PRIOR TO LSU

Played for Coach Clarence Stubblefield ... Averaged 37 points, eight rebounds and eight assists after averaging over 30 points as a junior ... Had 72 points, 22 rebounds and 12 assists in a 120-118 double overtime win early in season ... Attracted attention from recruiters at the 2001 Nike All-Star Camp where he blended in well with other top talent, averaging 15 assists per game in the camp ... 2002 Postseason Prep All-American ... 2003 all-district first team, all-state and second team All-Houston ... Played in the Michael Jordan Capitol Classic in Washington, D. C., where he scored 13 points in 20 minutes ... Also played in the prestigious Olympic Festival games at Colorado Springs, Colo.

### PERSONAL

Born on Feb. 8, 1984, in Houston ... Nickname is "Tack" ... First name is Taurean ... Parents are Margaret and Tommie Minor ... Other family members are: three sisters -- Kimiye, Myisha and Tonya and four brothers - Pat, Chris, Ced and Tony ... Listed his favorite hobby as "playing basketball" ... Majoring in General Studies ... Right-handed ... Biggest influence "my mother because she has been behind me 100 percent" ... Chose LSU after being recruited by such schools as Cincinnati, Oklahoma, Texas and Arizona ... Favorite NBA team is, of course, for the Houston product, the Houston Rockets ... Favorite basketball player is Steve Francis of the Rockets.

# 3

**5-11 • 200 • Guard**  
**Junior**  
**Houston, Texas**  
**B. T. Washington High**

### MINOR'S TOP 10 SCORING GAMES

1. 23 -- vs. Florida State, 12-30-04
2. 17 -- vs. West Virginia, 11-27-04
2. 17 -- vs. Southern Miss, 12-18-04
2. 17 -- vs. Ohio State, 1-15-05
2. 17 -- vs. Auburn, 2-9-05
6. 16 -- vs. Alabama, 2-12-05
7. 15 -- vs. Auburn, 2-18-04
7. 15 -- vs. UAB (NCAA), 3-17-05
9. 14 -- at Arkansas, 2-12-05
10. 13 -- at Mississippi State, 2-25-04
10. 13 -- vs. Tulane, 11-19-04

### CAREER HIGHS

<b>Points</b>	23, vs. Florida State, 12-30-04
<b>Rebounds</b>	10, vs. Alabama, 2-22-05
<b>Field Goals Made</b>	8, vs. Florida State, 12-30-04
<b>Field Goals Att.</b>	18, vs. Florida State, 12-30-04
<b>3 PT FG Made</b>	5, vs. Florida State, 12-30-04
<b>3 PT FG Att.</b>	10, at Utah, 1-3-05
<b>Free Throws Made</b>	7, vs. Northwestern St., 12-11-04
<b>Free Throws Att.</b>	10, vs. Northwestern St., 12-11-04
<b>Assists</b>	10, twice
<b>Blocks</b>	1, three times
<b>Steals</b>	4, at Auburn, 2-26-04
<b>Minutes Played</b>	42, vs. Ohio State, 1-15-05

### MINOR'S CAREER TOTALS

YEAR	GS-GS	MIN/AVG	FG-FGA	PCT.	3FG-3A	PCT.	FT-FTA	PCT.	REB.	AVG.	PF-FO	A	TO	BLK	STL	PTS-AVG.
03-04	29-2	449/15.5	63-174	.362	32-95	.337	51-75	.680	55	1.9	47-1	49	55	0	21	209-7.2
04-05	30-30	857/28.6	114-304	.375	38-127	.299	58-86	.674	118	3.9	60-0	137	108	3	41	324-10.8
<b>Totals</b>	<b>59-32</b>	<b>1306/22.1</b>	<b>177-478</b>	<b>.370</b>	<b>70-222</b>	<b>.315</b>	<b>109-161</b>	<b>.677</b>	<b>173</b>	<b>2.9</b>	<b>107-1</b>	<b>186</b>	<b>163</b>	<b>3</b>	<b>62</b>	<b>533-9.0</b>

## Minor's Game-by-Game Totals

### 2004-05

OPPONENT	MIN.	FG	3FG	FT	REB	PF-FO	A	TO	BLK	STL	PTS
Tulane	24	5-14	1-5	2-2	3	1-0	4	3	0	1	13
Louisiana-Lafayette	19	3-6	1-3	2-3	0	1-0	3	6	0	1	9
New Orleans	22	4-8	1-4	1-2	6	4-0	10	2	0	0	10
West Virginia	32	6-15	3-7	2-3	3	3-0	6	4	0	1	17
Northwestern State	30	2-6	1-3	7-10	1	3-0	8	6	0	0	12
McNeese State	23	3-9	0-4	3-4	5	1-0	3	3	0	0	9
vs. Southern Miss	40	5-9	3-6	4-5	6	3-0	5	5	1	2	17
at Houston	23	3-10	0-3	1-2	2	3-0	5	5	0	1	7
vs. Florida State	34	8-18	5-9	2-3	6	2-0	9	2	0	2	23
at Utah	29	5-14	2-10	0-1	3	4-0	4	1	0	3	12
at Alabama	29	2-7	2-3	3-4	5	2-0	5	6	0	0	9
South Carolina	30	3-8	0-3	1-1	2	1-0	6	4	0	3	7
Ohio State	42	5-9	1-3	6-6	3	2-0	10	6	0	2	17
Arkansas	32	1-11	0-4	2-3	2	2-0	6	3	0	0	4
at Kentucky	26	2-8	1-4	0-0	1	1-0	3	3	0	1	5
Ole Miss	28	4-12	0-4	4-4	3	2-0	2	4	0	3	12
Mississippi State	24	1-9	0-4	0-0	2	1-0	3	3	0	1	2
at Georgia	30	4-6	2-4	3-5	8	3-0	7	3	1	3	13
at Tennessee	22	2-12	0-3	0-0	6	1-0	3	1	0	0	4
Auburn	33	6-10	3-3	2-2	4	1-0	6	4	0	3	17
at Arkansas	23	6-10	2-3	0-1	3	1-0	1	2	0	0	14
at Mississippi State	36	4-10	2-5	1-3	5	3-0	7	4	0	2	11
Florida	24	1-8	0-4	4-4	2	4-0	3	1	0	0	6
Alabama	33	7-15	2-6	0-2	10	3-0	5	4	0	3	16
at Auburn	15	5-9	2-3	0-0	1	2-0	1	3	1	4	12
at Ole Miss	37	4-8	0-0	1-3	7	1-0	4	4	0	2	9
Vanderbilt	21	2-8	0-3	0-2	4	1-0	0	3	0	0	4
vs. Auburn	30	3-11	1-2	2-3	6	0-0	3	2	0	0	9
vs. Kentucky	35	4-13	0-4	1-3	4	2-0	3	4	0	1	9
vs. UAB	31	4-11	3-8	4-5	5	2-0	2	7	0	2	15
<b>Totals</b>	<b>857</b>	<b>114-304</b>	<b>38-127</b>	<b>58-86</b>	<b>118</b>	<b>60-0</b>	<b>137</b>	<b>108</b>	<b>3</b>	<b>41</b>	<b>324</b>

### 2003-04

OPPONENT	MIN.	FG	3FG	FT	REB	PF-FO	A	TO	BLK	STL	PTS
Southern	3	0-0	0-0	1-2	1	0-0	0	1	0	1	1
McNeese State	14	0-3	0-2	0-3	0	1-0	3	2	0	1	0
Troy State	12	1-4	1-3	1-2	3	1-0	1	1	0	1	4
Louisiana-Monroe	17	4-5	2-3	2-2	1	2-0	2	0	0	3	12
Utah	13	2-7	1-3	0-0	2	1-0	1	1	0	1	5
Southern Miss	12	1-5	0-3	1-2	1	2-0	1	3	0	1	3
Tulane	25	3-6	0-1	6-7	4	1-0	5	2	0	2	12
vs. UAB	19	4-9	1-2	2-2	3	3-0	3	1	0	0	11
at Houston	12	4-5	2-3	1-2	2	5-1	2	0	0	0	11
at Centenary	10	1-1	0-0	1-2	1	2-0	1	2	0	0	3
at Arkansas	9	2-4	2-4	3-4	0	1-0	0	2	0	1	9
Alabama	24	2-8	2-4	6-7	3	3-0	4	2	0	2	12
at New Orleans	12	2-6	1-2	2-4	0	1-0	0	1	0	0	7
Mississippi State	11	0-5	0-3	2-4	3	1-0	0	1	0	0	2
at Ole Miss	13	2-6	1-3	2-2	0	0-0	1	3	0	0	7
at South Carolina	16	2-5	1-3	1-3	1	4-0	2	5	0	0	6
Georgia	12	1-2	0-0	2-2	1	4-0	2	1	0	0	4
at Alabama	11	0-3	0-1	2-2	1	0-0	0	2	0	0	2
Tennessee	18	2-6	0-3	6-7	3	2-0	4	2	0	0	10
Arkansas	15	0-1	0-1	0-0	1	1-0	2	4	0	0	0
at Florida	22	4-7	2-4	0-0	3	2-0	2	2	0	0	10
Auburn	20	4-12	4-9	3-3	1	3-0	3	1	0	1	15
at Vanderbilt	20	3-12	2-7	1-2	5	0-0	1	2	0	0	9
at Mississippi State	18	4-11	3-7	2-2	2	1-0	1	3	0	1	13
Kentucky	16	1-5	0-4	4-4	4	1-0	1	1	0	1	6
Ole Miss	21	5-7	1-1	0-3	5	1-0	1	2	0	2	11
at Auburn	19	4-15	2-8	0-0	1	2-0	3	3	0	1	10
vs. South Carolina	21	2-8	1-7	0-2	1	1-0	2	1	0	1	5
at Oklahoma	14	3-6	3-4	0-0	2	1-0	1	4	0	1	9
<b>Totals</b>	<b>449</b>	<b>63-174</b>	<b>32-95</b>	<b>51-75</b>	<b>55</b>	<b>47-1</b>	<b>49</b>	<b>55</b>	<b>0</b>	<b>21</b>	<b>209</b>



6 ft. 5' 11 in.

5 ft.

4 ft.

3 ft.

2 ft.


1 ft.





INTRO
THIS IS LSU
<b>TIGERS</b>
COACHES
REVIEW
PREVIEW
RECORDS
HISTORY
LSU
MEDIA

- INTRO
- THIS IS LSU
- TIGERS**
- COACHES
- REVIEW
- PREVIEW
- RECORDS
- HISTORY
- LSU
- MEDIA



# Darrel MITCHELL

- 2005 SEC Academic Honor Roll
- LSU Louisiana Classic All-Tournament
- LSWA Player of the Week, 1/18/05
- 2004 Third Team All-Louisiana

# 22

**5-11 • 178 • Guard**  
**Senior • 3VL**  
**St. Martinville, La.**  
**St. Martinville HS**

**MITCHELL'S TOP 10 SCORING GAMES**

1. 32 -- vs. Ohio State, 1-15-05
2. 22 -- vs. Tennessee, 2-4-04
3. 20 -- vs. Mississippi State, 1-29-05
3. 20 -- vs. Northwestern State, 12-11-04
3. 20 -- vs. UNO, 11-24-04
6. 19 -- vs. South Carolina, 2-5-03
6. 19 -- vs. Tulane, 12-23-03
6. 19 -- vs. Alabama, 1-10-04
9. 18 -- vs. South Carolina, 1-12-05
9. 18 -- vs. Florida, 2-14-04
9. 18 -- at Auburn, 3-6-04

**CAREER HIGHS**

Points	32, vs. Ohio State, 1-15-05
Rebounds	7, vs. Southern, 11-21-03
Field Goals Made	8, twice
Field Goals Att.	17, vs. Tulane, 12-23-03
3 PT FG Made	6, twice
3 PT FG Att.	9, five times
Free Throws Made	12, vs. Ohio State, 1-15-05
Free Throws Att.	13, vs. Ohio State, 1-15-05
Assists	8, vs. Tennessee, 2-4-04
Blocks	2, vs. Ole Miss, 3-3-04
Steals	4, four times
Minutes Played	46, vs. Ohio State, 1-15-05

**JUNIOR SEASON (2004-05)**

Mitchell had his best scoring season as a Tiger as he started all 30 games, averaging 13.1 points per game, 2.6 rebounds and 2.9 assists ... Mitchell in one two game stretch against South Carolina (1-12) and Ohio State (1-15) scored a combined 50 points (18 vs. South Carolina, a career high 32 against Ohio State) ... In the two games, Mitchell played 84 minutes, hit 14-of-24 field goals, including 9-of-15 treys and 13-of-15 at the free throw line ... In the Ohio State win, he became the 34th LSU player since 1967 to score at least 30 in one game ... Had four 20-plus point games, including 20 in the win over nationally-ranked Mississippi State (1-29) ... Made 67 treys for the second straight year, equaling the eighth-most for a single season at LSU and he enters his senior year having made 176 treys, 61 short of the school record ... He also enters his senior year 35 points shy of becoming the next LSU player to score 1,000 career points ... Finished the year 19th in the league in scoring, third in free throw percentage (77-of-91, 84.6 percent), ninth in 3-point FGs made per game (2.23) and sixth in steals (1.80 spg) ... Had an assist to turnover ratio of 1.4 ... 21 games in double figures, 52 for his career.

**SOPHOMORE SEASON (2003-04)**

Started 17-of-29 games, including the last 12 ... Averaged 30.5 minutes per game, 11.9 points per game, 2.8 rebounds, 2.2 assists, 1.7 steals per game ... After shooting 42.4 percent from the three-point arc as a freshman, came back to shoot 41.9 percent as a sophomore with 61 more attempts ... Made 67 treys, eighth best in a single season at LSU and his 109 career goals makes him one of just 10 players at LSU to have made 100 career treys ... In his 12 starts to close the season, had nine double-figure scoring games and made 37 treys ... Against Tennessee (2-4), a lot of his numbers represented career totals, hitting eight-of-11 field-goal attempts, including six-of-nine treys (a career number for makes) as part of a career scoring night of 22 points ... To make the night even better, Mitchell had eight assists and no turnovers ... 20 double-figure scoring games ... Eighth in the league in steals average ... Second in the league in three-point field goal percentage (67-of-160, 41.9 percent) ... 19th in the league in conference game scoring at 13.2 ppg ... Led the SEC in the 16-game league schedule from the arc, hitting 47.9 percent, 45-of-94.

**FRESHMAN SEASON (2002-03)**

Mitchell finished his first season at LSU by playing in all 32 games, averaging 7.0 ppg and 2.2 rpg along with 1.8 assists and 1.4 steals ... Came off the bench in all games to still average 19.8 minutes per game ... Hit 42.4 percent of his three-point attempts (42-of-99) and 73.2 percent from the free-throw line ... Scoring average finished eighth in the league among freshmen ... In the Auburn game (2-26), he helped pace LSU's 16 three-pointers, tying the school record, hitting five-of-five from outside the arc ... Helped LSU conclude an 8-8 season in the league by hitting all three three-point attempts in the March 8 regular season finale against Alabama ... Had 11

**MITCHELL'S CAREER TOTALS**

YEAR	GS-GS	MIN/AVG	FG-FGA	PCT.	3FG-3A	PCT.	FT-FTA	PCT.	REB.	AVG.	PF-FO	A	TO	BLK	STL	PTS-AVG.
02-03	32-0	635/19.8	71-172	.413	42-99	.424	41-56	.732	70	2.2	67-1	56	39	6	45	225/7.0
03-04	29-17	884/30.5	115-279	.412	67-160	.419	49-69	.710	81	2.8	73-1	63	41	3	50	346/11.9
04-05	30-30	1050/35.0	125-312	.401	67-184	.364	77-91	.846	79	2.6	83-1	88	65	5	54	394/13.1
<b>Totals</b>	<b>91-47</b>	<b>2569/28.2</b>	<b>311-763</b>	<b>.408</b>	<b>176-443</b>	<b>.397</b>	<b>167-216</b>	<b>.773</b>	<b>230</b>	<b>2.5</b>	<b>223-3</b>	<b>207</b>	<b>145</b>	<b>14</b>	<b>149</b>	<b>965/10.6</b>



INTRO

THIS IS LSU

TIGERS

COACHES

REVIEW

PREVIEW

RECORDS

HISTORY

LSU

MEDIA



games in double figures with best efforts of 19 in the Auburn win (2-26) and six games with 12 points (McNeese State (12-7), Prairie View (12-17), Tulane (12-28), Mississippi State (1-11), Ole Miss (1-18) and South Carolina (2-5)) ... Played 20 or more minutes in 20 games ... Best rebounding game was six in opener against Nicholls State (11-22) ... Had seven assists at Alabama (2-1) ... Only failed to score twice (Delaware State (12-3), Florida (1-28)).

#### PRIOR TO LSU

Named Mr. Basketball by the Louisiana Sports Writers Association after the 2001-02 season ... Helped his St. Martinville team to the 2002 Class 4A State Championship ... Coached by his father, Darrel Mitchell, Sr. ... Both chosen to participate as player-coach in the state high school all-star game played in July 2002 at the Maravich Center ... Scored more than 2,000 career points ... Averaged 24.6 points per game his senior season, 3.3 assists, 2.9

steals and 3.1 rebounds per game ... Also was a long jumper on the track team and a backup quarterback on the football team ... St. Martinville basketball team won District Championships in 2001 and 2002 ... Named the Gatorade Player of the Year, LHSAA all-state, Top 28 MVP, District MVP and Class 4A MVP.

#### PERSONAL

Full name is Darrel Joseph Mitchell, Jr. ... Born on May 3, 1984, in New Iberia, La. ... Right-handed ... Honor graduate at St. Martinville ... Parents are Darrel Joseph Mitchell, Sr., and Valarie Mitchell ... One younger brother, Jelani, and one older sister, Kristy ... In choosing LSU said he "liked the togetherness and relationship of players and coaches. It was just like my high school team." ... Majoring in kinesiology ... Favorite foods are pizza and burgers ... Favorite actors include Adam Sandler, Wesley Snipes and Martin Lawrence.



# Garrett **TEMPLE**

## REDSHIRT FRESHMAN SEASON (2004-05)


Was redshirted during the 2004-05 season, but practiced daily with the Tiger team helping prepare the team for games and work on his game ... Third member of the Temple family to play basketball at LSU, joining his father (Collis, Jr., 1971-74), and his older brother (Collis III, 1999-03), who both starred for the Tigers during their playing days.

## PRIOR TO LSU

Participated in basketball and track at University High School in Baton Rouge ... In track was a long jump and triple jump specialist ... High school basketball coach was former LSU basketball assistant Ari Fisher ... Averaged 13.9 points, 7.4 rebounds and 5.5 assists in leading University High to the Class 2A state championship in 2004 ... Team also won the 2002 championship in classification and was a state semifinalist in 2003 ... Averaged over 14 points for his career ... Team was undefeated in district three seasons ... Two-time first-team All-District, second-team All-State and was a member of the All-Metro team and the Top 28 All-Tourney team.

## PERSONAL

Born in Baton Rouge on May 8, 1986 ... Right-handed ... Full name is Garrett Bartholomew Temple ... Parents are Collis Temple and Soundra Johnson Temple ... Father was the first African-American to play basketball at LSU ... Will wear 14, swapping the number 41 his dad and brother wore at LSU ... Two older brothers, Collis III and Elliott ... Hobbies include listening to music ... Listed his biggest influence as "his father, because he went through it and knows the ropes" ... Favorite food is gumbo ... Planning toward business administration major ... Lists his favorite NBA team as "which ever team Shaq (Shaquille O'Neal) plays for," these days, the Miami Heat.



# 14

6-5 • 176 • Guard  
Freshman • RS  
Baton Rouge, La.  
University HS

INTRO

THIS IS LSU

TIGERS

COACHES

REVIEW

PREVIEW

RECORDS

HISTORY

LSU

MEDIA

# Tyrus **THOMAS**

Granted a medical redshirt after suffering a neck injury in the preseason practices ... Aggravated the injury in his only appearance, a preseason exhibition game ... Tremendous athletic ability.

## REDSHIRT FRESHMAN SEASON (2004-05)


Out for much of the early part of the year with neck problem ... Was able to practice with the team during the second part of the year.

## PRIOR TO LSU

Played basketball for coach Chauncey Moore at McKinley, averaging 16 points, 12 rebounds and six blocks per game ... Honored as the defensive MVP in the local District 7-4A ... All-Metro and second-team All-State in Class 4A.

## PERSONAL


Born in Baton Rouge on August 17, 1986 ... Full name is Tyrus Wayne Thomas ... Right-handed ... Mother is Jessica Johnson ... One brother, Travis, and one sister, Brandy ... Nickname is T-Time ... Number chosen for LSU is one he wore in second through eighth grade ... Favorite music is hip hop and rhythm and blues ... Favorite food is fried fish and potato salad ... Planning towards sports management major ... Favorite NBA team is Philadelphia 76ers and favorite player is Tracy McGrady.



# 12

6-9 • 215 • Forward  
Freshman  
Baton Rouge, La.  
McKinley HS

- INTRO
- THIS IS LSU
- TIGERS**
- COACHES
- REVIEW
- PREVIEW
- RECORDS
- HISTORY
- LSU
- MEDIA



# Alex **FARRER**

Signed with the Tigers in the late signing period, giving LSU added depth at guard and small forward.

**PRIOR TO LSU**


Farrer averaged 17.5 points, 9.2 rebounds and three blocked shots a game for a St. Mary's team that was 24-7 and advanced to the Arizona Class 5A state championship game ... Also played first base for the baseball team ... Second team all-region as a junior and first team all-region as a senior ... All-state honorable mention as a senior.

**PERSONAL**

Born on Dec. 10, 1986 in Phoenix ... Full name is Alex Joseph Farrer ... Parents are Robert and Pam Farrer ... Dad played college basketball ... Two older brothers, Andrew and Rob, and one older sister, Julie ... Planning towards business administration major ... Chose LSU "because the campus was nice, the coaches are good and we have a chance to win a championship." ... Favorite food is Mexican while favorite actors are Denzel Washington and Jamie Foxx ... Favorite NBA team is Houston and favorite player is NBA rookie Chris Paul of the Hornets.

**30**

**6-5 • 205 • Guard/Forward**  
**Freshman**  
**Phoenix, Ariz.**  
**St. Mary's HS**



# Kentrell **GRANSBERRY**

Played at Woodlawn High School with Darnell Lazare ... One of the nation's top junior college rebounders.

**PRIOR TO LSU**

Earned first-team all-region honors after averaging 11.1 points a game, 13.7 rebounds (best in JC) and had 86 blocked shots ... Team spent much of the year ranked No. 1 in the country and finished with a 31-3 record ... Known more for rebounding and defense ... Played for San Jacinto coach Scott Gernander ... Averaged 11.3 points per game and 12.6 rebounds as a freshman ... 12 double-doubles, earning second-team all-region honors.

**PERSONAL**

Born on Aug. 1, 1985 in Baton Rouge ... Right-handed ... Mother is Delores Gransberry ... Two sisters ... Major is general studies ... Kenny Almond was his high school coach at Woodlawn High School in Baton Rouge, where he teamed with Tiger Darnell Lazare ... Enjoys going to the movies ... Favorite NBA player is Tracy McGrady.

**44**

**6-9 • 268 • Forward**  
**Junior**  
**Baton Rouge, La.**  
**San Jacinto College**

Chris **JOHNSON**


One of two early signees this past season from the highly regarded North Carolina prep school.

**PRIOR TO LSU**

Part of a 40-0 prep school national championship team ... Averaged 8.6 points, 3.9 rebounds and 2.7 blocks a game this past season and shot 42 percent from three-point range ... Coached by Chris Chaney ... At Colonial Beach High School average 22.2 points per game his final season with 12.5 rebounds.

**PERSONAL**

Born on July 17, 1985, in Washington, D.C. ... Mother is the late Sandra L. Johnson ... One brother, Joe Posey.

**21**

6-11 • 190 • Forward  
Freshman  
Washington, D.C.  
Laurinburg (NC) Institute

INTRO

THIS IS LSU

TIGERS

COACHES

REVIEW

PREVIEW

RECORDS

HISTORY

LSU

MEDIA

Dameon **MASON**

Signed with LSU in the spring signing period, transferring after two seasons at Marquette University ... Will redshirt the 2005-06 season and have two seasons of eligibility beginning with the 2006-07 season.


**PRIOR TO LSU**

**At Marquette:** Started 28-of-31 games, averaging 30.4 minutes a contest, 11.9 points per game and 5.6 rebounds per game as a sophomore ... Scored a career-high 26 points at Oakland and had a double-double with 10 rebounds ... Had his other double-double earlier in the season when he had 22 points and a season-best 13 rebounds in win over Sam Houston State ... Averaged 9.0 points and 4.5 rebounds during his freshman campaign ... Career average at Marquette in 61 games (44 starts) of 10.4 points per game ... Started the final 17 games of his freshman year ... Named Marquette's Most Improved Player after his freshman season and a member of Conference USA's All-Freshman team

**West Aurora HS (Ill.):** Played two seasons under Gordie Kerkman ... Averaged 20.9 points and 60 percent from the field his senior season ... Second in the voting for the 2002-03 Illinois Mr. Basketball Award ... Two-time player of the year in the DuPage Valley Conference and was a first-team all-state selection as a junior and senior ... Averaged 23.0 points and 9.0 rebounds as a junior.


**PERSONAL**

Born on March 1, 1985 ... Parents are Brad and Pam Mason ... Lists reading and listening to music as hobbies ... Presently undecided on a major.

**2**

6-5 • 190 • Guard  
Junior • Transfer  
Kansas City, Mo.  
Marquette

INTRO
THIS IS LSU
<b>TIGERS</b>
COACHES
REVIEW
PREVIEW
RECORDS
HISTORY
LSU
MEDIA



# Tasmin MITCHELL

A highly-recruited McDonald's All-American, signed with LSU in the early signing period after an All-American career at nearby Denham Springs High School.

**PRIOR TO LSU**


Played center at Denham Springs for coach Paul Smith ... Averaged 26.9 points per game, 10 rebounds, six assists, 3.5 blocks and 2.3 steals ... Was named the Class 5A state Player of the Year, Mr. Basketball and a high school All-American by McDonald's, Parade Magazine and EA Sports ... Rated 20th best high school senior of 2005 by recruiting website www.rival-shoops.com ... Two-time prep All-American, four-time first-team Class 5A All-State, four-time first-team all-district, four-time Parish MVP, Louisiana Gatorade Circle of Champions Player of the Year.

**PERSONAL**

Born in Baton Rouge on June 25, 1986 ... Full name is Tasmin Olajuwon Mitchell ... Mother is Collette Mitchell, whom Tasmin cites as his biggest influence because "she always encouraged me to do my best." ... Majoring in sports management ... Godfather is LSU Associate Head Coach Butch Pierre ... Chose LSU because, "it's close to home, the environment, coaches, fans and education." ... Not surprisingly favorite foods are red beans and sweet potato pie ... Favorite NBA team is the Miami Heat.

**1**

6-7 • 230 • Forward  
Freshman  
Denham Springs, La.  
Denham Springs HS



# Magnum ROLLE

One of two signees coming to LSU from this prep school power, giving LSU three players in the last few years from the school.

**PRIOR TO LSU**

Averaged 10.1 points per game, 10.2 rebounds and 4.5 blocked shots per game ... Shot 64 percent from the field and 76 percent from the free-throw line ... Team was 40-0 and won the national school championship ... Coach was Chris Chaney ... Played in the Michael Jordan Classic in the spring of 2005 ... Listed as No. 18 on the rivals.com list of top players ... Also participated in track and field at St. George's High School where he averaged in basketball 20.3 points per game and 13.6 rebounds.


**PERSONAL**

Born on Feb. 23, 1986, in Freeport, Bahamas ... Mom is Maryse Rolle ... One sister, Gretel ... Feels that LSU and Baton Rouge's warm climate "remind me of home" ... His biggest influence athletically, was his coach in high school, Darrell Sears because "he taught me to be a man and take care of family and my business ... Favorite singers are Mariah Carey and Mary J. Blige ... Favorite NBA team is the Miami Heat and his favorite athlete outside basketball is seven-time Tour de France winner, Lance Armstrong.

**15**

6-9 • 215 • Forward  
Freshman  
Freeport, Bahamas  
Laurinburg (NC) Prep

# Ben VOOGD



# 4

6-1 • 175 • Guard  
Freshman  
Florence, Ore.  
Siuslaw HS

Seen by John Brady and Butch Pierre in summer of 2004, committed after official visit to Baton Rouge and signed during early signing period.

### PRIOR TO LSU

Known as more of a scorer in his junior season on a young high school team, asked to play a more traditional point guard roll his senior campaign ... Averaged 26.3 points a game as a junior and 18 points as a senior, but more importantly, averaged 8.5 assists and 7.1 rebounds ... Siuslaw, under coach Bob McBeth, won a conference championship and advanced to the Oregon Class 3A quarterfinals ... Four times all-league, three-times all-state.

### PERSONAL

Born in Oakland, Calif., on Oct. 1, 1986 ... Full name is Bernard Fredrick Voogd ... Parents are Harry and Karen Voogd ... Two sisters, Melissa and Stacie ... Favorite basketball player is Jason Kidd ... Undecided on a major.

- INTRO
- THIS IS LSU
- TIGERS
- COACHES
- REVIEW
- PREVIEW
- RECORDS
- HISTORY
- LSU
- MEDIA

## Returning Players Stats vs. 2005-06 Opponents

### Glen Davis

OPPONENT	G	FG	3FG	FT	REB	AST.	PTS
Alabama	2	9-21	0-1	5-8	10	2	23
Arkansas	2	12-20	0-1	13-16	25	3	37
Auburn	3	20-24	1-1	12-19	20	5	53
Georgia	1	3-6	0-0	6-7	11	2	12
Florida	1	3-5	0-0	5-6	8	0	11
Houston	1	1-5	0-0	6-8	6	1	8
Kentucky	2	5-16	0-0	10-17	22	0	20
Louisiana-Lafayette	1	1-6	0-0	1-2	13	2	3
McNeese State	1	6-9	0-0	3-6	7	2	15
Ole Miss	2	6-14	0-1	9-10	18	2	21
Mississippi State	2	9-18	0-0	4-8	17	5	22
New Orleans	1	6-9	0-1	4-6	5	0	16
Ohio State	1	7-16	0-2	1-1	11	3	15
South Carolina	1	12-17	1-1	3-4	14	0	28
Tennessee	1	5-9	0-0	7-9	13	1	17
Tulane	1	4-6	0-0	8-11	13	0	16
Vanderbilt	1	5-10	0-0	3-8	5	1	13
West Virginia	1	1-7	0-0	6-8	8	0	8

### David Fleshman

OPPONENT	G	FG	3FG	FT	REB	AST.	PTS
Tulane	1	0-0	0-0	0-0	0	0	0
New Orleans	1	0-1	0-0	0-0	0	0	0

### Darnell Lazare

OPPONENT	G	FG	3FG	FT	REB	AST.	PTS
Alabama	3	0-1	0-0	0-0	3	0	0
Arkansas	4	3-9	0-0	0-0	4	0	6
Auburn	4	14-20	0-0	2-3	14	2	30
Florida	1	1-1	0-0	0-2	1	1	2
Georgia	2	2-4	0-0	0-0	4	0	4
Houston	2	0-2	0-0	0-1	3	0	0
Kentucky	2	1-3	0-0	0-0	2	1	2
Louisiana-Lafayette	1	0-1	0-0	0-0	1	0	0
McNeese State	1	1-2	0-0	0-0	3	0	2
Ole Miss	3	2-6	0-0	1-1	6	0	5
Mississippi State	4	2-3	0-0	0-1	2	0	4
New Orleans	1	3-3	0-0	3-3	7	1	9
Ohio State	1	0-0	0-0	0-0	2	0	0
South Carolina	3	2-6	0-0	2-4	3	1	6
Southern	1	5-5	0-0	3-5	3	0	13
Tennessee	2	1-1	0-0	1-2	4	0	3
Tulane	2	4-5	0-0	3-5	5	1	11
Vandy	1	1-4	0-0	1-2	4	0	3
West Virginia	1	1-2	0-0	2-2	4	1	4

### Darrel Mitchell

OPPONENT	G	FG	3FG	FT	REB	AST.	PTS
Alabama	6	21-49	16-29	15-19	21	16	73
Arkansas	7	21-48	9-26	14-17	13	6	65
Auburn	7	30-73	22-42	9-10	21	21	91
Florida	4	11-28	4-16	9-10	8	6	35
Georgia	3	10-24	7-18	8-10	7	5	35
Houston	3	5-21	3-15	0-0	8	4	13
Kentucky	4	14-39	9-27	6-6	9	9	43
Louisiana-Lafayette	1	3-12	1-6	5-6	1	4	12
McNeese State	3	14-26	7-14	2-4	7	7	37
Ole Miss	6	18-45	7-22	18-24	17	9	61
Mississippi State	6	20-49	10-30	15-23	12	7	61
New Orleans	3	11-21	7-14	8-8	7	8	37
Nicholls State	1	2-7	2-4	2-4	6	1	8
South Carolina	4	17-36	11-24	4-6	8	8	49
Southern	1	1-8	0-2	1-5	7	2	3
Tennessee	3	10-24	6-13	2-2	6	14	28
Tulane	3	14-35	10-19	2-4	10	6	40
Vanderbilt	3	9-23	6-14	7-8	6	11	31
West Virginia	1	3-10	3-9	5-5	2	3	14

### Tack Minor

OPPONENT	G	FG	3FG	FT	REB	AST.	PTS
Alabama	4	11-33	6-14	11-15	19	14	39
Arkansas	4	9-26	4-12	5-8	6	9	27
Auburn	5	22-57	12-25	7-8	13	16	65
Florida	2	5-15	2-8	4-4	5	5	16
Georgia	2	5-8	2-4	5-7	9	9	17
Houston	2	7-15	2-8	2-4	4	7	18
Kentucky	2	3-13	1-8	4-4	5	4	11
Louisiana-Lafayette	1	3-6	1-3	2-3	0	3	9
McNeese State	2	3-12	0-6	3-7	5	6	9
Ole Miss	4	15-33	2-8	7-12	15	8	39
Mississippi State	4	9-35	5-19	5-9	12	11	28
New Orleans	2	6-14	2-6	3-6	6	10	17
Ohio State	1	5-9	1-3	6-6	3	10	17
South Carolina	3	7-21	2-13	2-6	4	10	18
Tennessee	2	4-18	0-6	6-7	9	7	14
Tulane	2	8-20	1-6	8-9	7	9	25
Vanderbilt	2	5-20	2-10	1-4	9	4	13
West Virginia	1	6-15	3-7	2-3	3	6	17

- INTRO
- THIS IS LSU
- TIGERS**
- COACHES
- REVIEW
- PREVIEW
- RECORDS
- HISTORY
- LSU
- MEDIA



**0**  
**Glen Davis**  
 6-9 • 310 • So. • Forward  
 Baton Rouge, La.




**1**  
**Tasmin Mitchell**  
 6-7 • 230 • Fr. • Forward  
 Denham Springs, La.



**2**  
**Dameon Mason**  
 6-5 • 190 • Jr./RS • Guard  
 Kansas City, Mo.




**3**  
**Tack Minor**  
 5-11 • 200 • Jr. • Guard  
 Houston, Texas




**4**  
**Ben Voogd**  
 6-1 • 175 • Fr. • Guard  
 Florence, Ore.



**10**  
**David Fleshman**  
 6-0 • 184 • So. • Guard  
 Baton Rouge, La.




**12**  
**Tyrus Thomas**  
 6-9 • 215 • Fr. • Forward  
 Baton Rouge, La.




**14**  
**Garrett Temple**  
 6-5 • 176 • Fr. • Guard  
 Baton Rouge, La.




**15**  
**Magnum Rolle**  
 6-9 • 215 • Fr. • Forward  
 Freeport, Bahamas




**21**  
**Chris Johnson**  
 6-11 • 190 • Fr. • Forward  
 Washington, D.C.




**22**  
**Darrel Mitchell**  
 5-11 • 178 • Sr. • Guard  
 St. Martinville, La.



**30**  
**Alex Farrer**  
 6-5 • 205 • Fr. • Guard/Forward  
 Phoenix, Ariz.



**35**  
**Darnell Lazare**  
 6-8 • 240 • Jr. • Forward  
 Baton Rouge, La.



**44**  
**Kentrell Gransberry**  
 6-9 • 268 • Jr. • Forward  
 Baton Rouge, La.



**John Brady**  
**Head Coach**  
 Ninth Season  
 McComb, Miss.



**Butch Pierre**  
**Associate Head Coach**  
 Ninth Season  
 Darrow, La.



**Nikita Johnson**  
**Assistant Coach**  
 Second Season  
 Greenwood, Fla.




**John Treloar**  
**Assistant Coach**  
 Second Season  
 Clinton, Miss.



**Scott Soprych**  
**Administrative Assistant**  
 Second Season  
 Lemont, Ill.



INTRO
THIS IS LSU
TIGERS
<b>COACHES</b>
REVIEW
PREVIEW
RECORDS
HISTORY
LSU
MEDIA




**Harry Rabenhorst**

1925-42; 45-57  
29 Seasons  
Record: 340-264



**Dale Morey**

1942-44  
2 Seasons  
Record: 28-19



**Jess Fatherree**

1944-45  
1 Season  
Record: 11-7



**A.L. Swanson**

1944-45  
1 Season  
Record: 4-2



**Jay McCreary**

1957-65  
8 Seasons  
Record: 82-115




**Frank Truitt**

1965-66  
1 Season  
Record: 6-20



**Press Maravich**

1966-72  
6 Seasons  
Record: 76-86



**Dale Brown**

1972-97  
25 Seasons  
Record: 448-301



**John Brady**

1997-present  
8 seasons  
Record: 140-102

## By Wins

COACH	SEASONS	GAMES	W-L	PCT.
Dale Brown	25	749	448-301	.598
Harry Rabenhorst	29	604	340-264	.563
<b>John Brady</b>	<b>8</b>	<b>242</b>	<b>140-102</b>	<b>.578</b>
Dr. C. C. Stroud	6	103	82-21	.796
Jay McCreary	8	197	82-115	.416
Press Maravich	6	162	76-86	.469
Dale Morey	2	47	28-19	.595
Frank "Tad" Gormley	2	36	25-11	.694
Branch Bocock	1	23	19-4	.826
J. W. Mayhew	2	15	11-4	.733
Jessee Fatherree	1	18	11-7	.611
H. E. "Gob" Wilson	1	17	10-7	.588
"Moon" Ducote	1	20	8-12	.400
F. M. Long	2	15	6-9	.400
Frank Truitt	1	26	6-20	.231
E. R. Wingard	1	7	5-2	.714
A. L. Swanson	1	6	4-2	.667
R. E. Edmonds	1	1	1-0	1.000



John Brady

## Chronological

YEARS	COACH (ALMA MATER)	SEASONS	GAMES	W-L	PCT.
1908-09	E. R. Wingard (Susquehanna)	1	7	5-2	.714
1909-11	J. W. Mayhew (Brown)	2	15	11-4	.733
1911-13	F. M. Long (Oklahoma)	2	15	6-9	.400
1913-18; 19-20	Dr. C. C. Stroud (Tufts)	6	103	82-21	.796
1918-19	R. E. Edmonds (LSU)	1	1	1-0	1.000
1920-21	Branch Bocock (Georgetown)	1	23	19-4	.826
1921-23	Frank "Tad" Gormley (Loyola)	2	36	25-11	.694
1923-24	"Moon" Ducote (Auburn)	1	20	8-12	.400
1924-25	H. E. "Gob" Wilson (Michigan)	1	17	10-7	.588
1925-42; 46-57	Harry Rabenhorst (Wake Forest)	29	604	340-264	.563
1942-44	Dale Morey (LSU)	2	47	28-19	.596
1944-45	Jessee Fatherree (LSU)	1	18	11-7	.611
1944-45	*A. L. Swanson (LSU)	1	6	4-2	.667
1957-65	Jay McCreary (Indiana)	8	197	82-115	.416
1965-66	Frank Truitt (Otterbein)	1	26	6-20	.231
1966-72	Press Maravich (Davis-Elkins)	6	162	76-86	.469
1972- 97	Dale Brown (Minot St.)	25	749	448-301	.598
1997-	John Brady (Belhaven)	8	242	140-102	.578
<b>1908-2005</b>	<b>18 coaches</b>	<b>97</b>	<b>2288</b>	<b>1302-986</b>	<b>.569</b>

\*Fatherree left LSU to join the U. S. Army with five games plus the tournament remaining in the 1944-45 season. Swanson replaced him for the balance of the year.

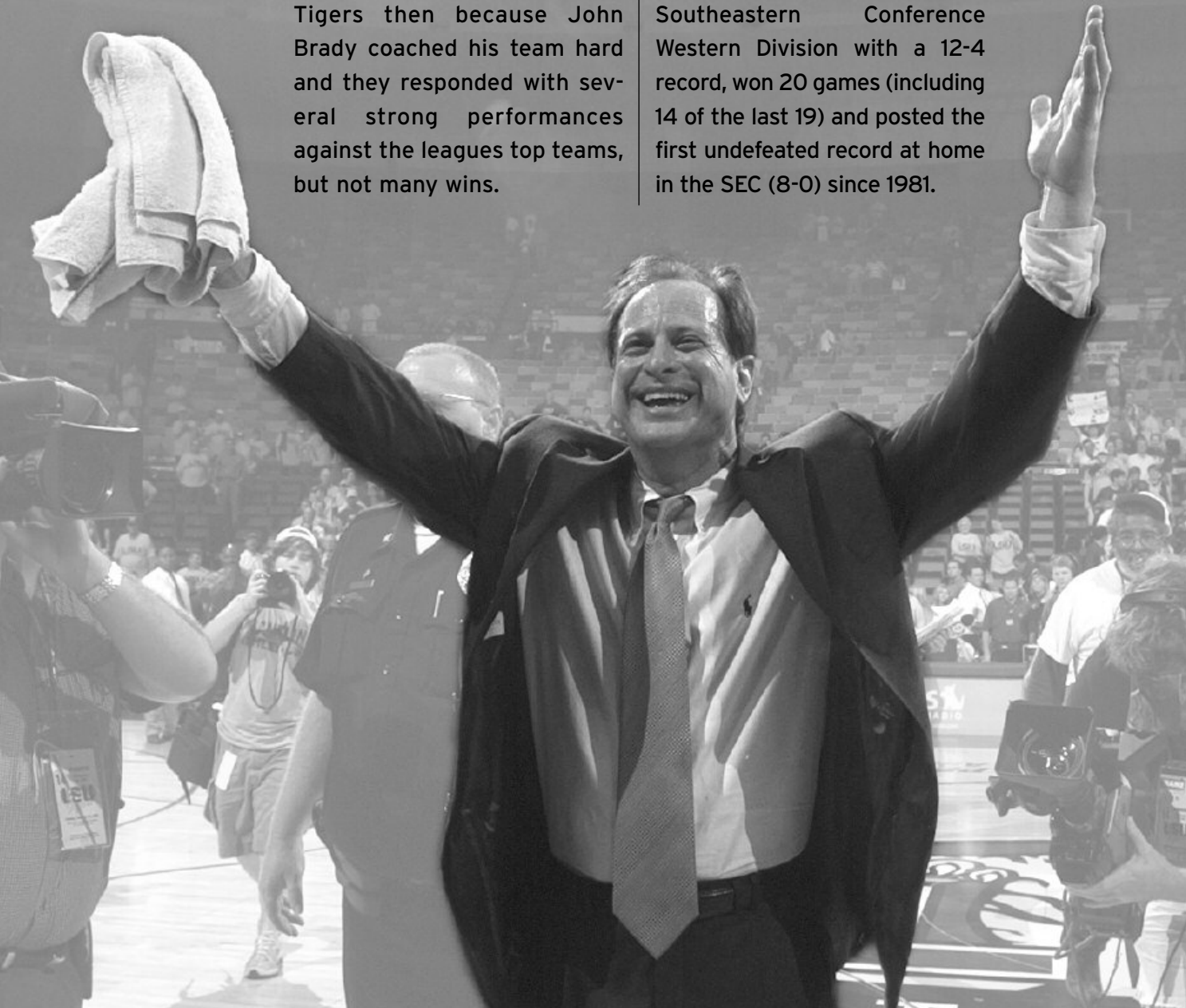
JOHN  
**Brady**  
Head Basketball Coach

INTRO
THIS IS LSU
TIGERS
COACHES
REVIEW
PREVIEW
RECORDS
HISTORY
LSU
MEDIA

**W**hen John Brady first put a team on the floor of the Pete Maravich Assembly Center, his Tiger squad was undermanned, undersized and underdogs.

Teams hated to play the Tigers then because John Brady coached his team hard and they responded with several strong performances against the leagues top teams, but not many wins.

Last year, in his eighth season at LSU, John Brady was coaching the LSU team as only he knows how -- with heart and passion, and knowledge of the game that makes him one of the best at in-game decisions. The LSU Tigers, in 2005, won the Southeastern Conference Western Division with a 12-4 record, won 20 games (including 14 of the last 19) and posted the first undefeated record at home in the SEC (8-0) since 1981.



- INTRO
- THIS IS LSU
- TIGERS
- COACHES**
- REVIEW
- PREVIEW
- RECORDS
- HISTORY
- LSU
- MEDIA

# John **BRADY**



**THE BRADY FILE**

<b>Year at LSU:</b>	Ninth Season ( 140-102 record)
<b>Birth Date:</b>	Sept. 17, 1954
<b>Age:</b>	51
<b>Hometown:</b>	McComb, Miss.
<b>Wife:</b>	Misty
<b>Children:</b>	Brittany (15), Brooke (11)
<b>High School:</b>	McComb High School, McComb, Miss.
<b>College:</b>	BS, Belhaven College, 1976; M. Ed., Mississippi State University, 1977



LSU advanced to the NCAA Tournament, putting the Tigers in postseason play for the fourth straight year and the fifth time in six seasons. LSU has had four consecutive winning seasons under John Brady and only three times in the program history has there been longer consecutive years of winning.

In the last six seasons, LSU has won 119 games, one game shy of an even average of 20 wins per season.

For the second time in the last six seasons, John Brady has coached the SEC Player of the Year, in Brandon Bass, and in an even more impressive display of talent development, in those six years he has coached the SEC Freshman of the Year three times, including each of the last two years (this past season with Glen Davis).

But those aren't the only numbers John Brady has masterfully put together as he built the LSU program to a solid foundation through the first eight years of his tenure. Add these numbers to the mix:

- **140 wins in eight seasons, third most wins by an LSU basketball coach.**
- **9 seasons at LSU, third longest tenure of an LSU basketball coach.**
- **27 Academic All-SEC honorees.**
- **12 LSU players who have received their degrees from LSU.**

Now, as John Brady's ninth season begins, he prepares to lead his strong returning players, along with a nationally respected recruiting class in the same way he has in the past. He has built a program at LSU with a record of success that is hard to argue with and one that can only get better.

Brady came here with a plan that looked good on paper and one that was even better in practical application. It was a plan that gave the LSU program the direction to grow and the chance to shine again.

When Brady arrived on campus in March 1997 and was given the job of rebuilding the program, make no mistake; he knew his program would be riddled with shortcomings because of NCAA-imposed sanctions. He knew he would have the chance to mold the program from the ground up and build a foundation based on responsibility and accountability.

There were dreams of building a program where the play-



ers would take responsibility for their actions and make people proud of what they were trying to accomplish, both on and off the floor. Some players have shown over the first eight years of Brady's tenure that taking that responsibility has been a difficult thing for them to accept, but Brady has in each case given the players enough latitude to make the choice, right or wrong, to fight through it or leave the program. Those that have stayed the course have shown what time in the Brady system is worth.

They have shown that in several ways including improved play on the floor from the time they arrived until their departure; and, academic improvement in hours completed and grade point average.

Brady may not have realized at the time that the journey to the top would stutter a couple of times while the right combination of ideas meshed together. He does know that after eight years his knowledge of the game and his belief in discipline and responsibility for actions on and off the floor have made the LSU program strong again, one that LSU fans are proud of because they feel a part of the program.

Maybe LSU fans should have realized more about where the program was headed when Brady's first team took the floor for the 1997-98 season. They were always undermanned, but the team played hard and gave a strong effort almost every time, no matter how difficult the circumstances. That has continued to be the case through Brady's first eight years and why the overall results are positive.

But Brady's plan isn't just taking place on a hard wood floor in the Maravich Center. He has worked hard to show the public that the athletic and academic pursuits of the LSU players should be challenged to the fullest. All the while, he was also making sure the players understood that the methods and rules of the program would make them not only better athletes, but better students able to adapt to the outside world once school was completed.

That's part of the reason that LSU basketball is not only a success on the court, but in the classroom as well. Hours are passed and posted toward graduation on a regular basis by scholarship players. The 2003 freshman class averaged 35 hours and completed their first year with an average GPA of 2.87.

In 2005, LSU not only had the SEC Player of the Year in Brandon Bass, but he was also named the Scholar-Athlete of the Year. Three LSU Freshmen -- Glen Davis, David Fleshman and Garrett Temple were named to the SEC Freshmen Academic Honor Roll, earning a 3.0-plus GPA.

A total of 12 LSU players under John Brady have graduated from LSU and more are on pace to wear the cap and gown as well.

Brady has a passion for basketball, an interest in building a quality program and a quality student-athlete and he is a man wanting to make LSU the best.

**ATHLETIC PLAYING BACKGROUND**

**McComb High School, McComb, Miss.**

**Belhaven College** (Jackson, Miss.) -- Three-year starter, scored over 1,000 career points during his career ... Coach Charlie Rugg ... Two-time All-Southern States Conference ... Inducted Fall 1997 into school athletic hall of fame.

**BASKETBALL COACHING EXPERIENCE**

**1976-77** -- Graduate Assistant Coach, Mississippi State University

**1977-82** -- Head Coach, Crowley High School, Crowley, La. 129-49 (.725) record in five seasons ... 1981 Louisiana Sports Writers Association Class AAA "Coach of the Year."

**1982-90** -- Assistant Coach, Mississippi State University. First four years under coach Bob Boyd -- Last four years as a chief recruiter for coach Richard Williams.

**1991-97** -- Head Coach, Samford University, 89-77 record in six years ... Left Samford as winningest coach in Samford history ... Team won TAAC West Division in 1996 and 1997.

**March 25, 1997** -- Named the 18th head basketball coach at LSU.

**1999-2000** -- LSU wins SEC West; SEC overall championship ... NCAA Sweet 16 ... Consensus SEC Coach of the Year; LSWA Coach of the Year ... NABC/USBWA District Coach of the Year ... Runner-up, National Coach of the Year.

**2001-02** -- Team wins nine of the last 11 games, advances to the second round of the NIT.

**2002-03** -- LSU wins nine of the last 13, including seven straight to earn a second NCAA Tournament appearance under John Brady ... Named LSWA Coach of the Year; Louisiana Association of Basketball Coaches Coach of the Year.

**2003-04** -- LSU advances to the National Invitation Tournament.

**2004-05** -- LSU posts a 12-4 record in winning the SEC Western Division ... Tigers go 8-0 in league play at home, the first undefeated conference home record since 1981 ... Team advanced to the NCAA Tournament, the fourth straight post season berth and fifth in the last six years.

INTRO
THIS IS LSU
TIGERS
COACHES
REVIEW
PREVIEW
RECORDS
HISTORY
LSU
MEDIA

INTRO
THIS IS LSU
TIGERS
COACHES
REVIEW
PREVIEW
RECORDS
HISTORY
LSU
MEDIA



**PRIOR TO LSU**

Brady came to LSU after six highly successful seasons at Samford University in Birmingham, Ala., one of several programs he has helped build to new heights in his career. But his love of basketball and his success in the sport was molded from a journey that had roots in Mississippi.

The McComb, Miss., native played his college ball at Belhaven College in Jackson, Miss., from 1972-76, twice earning All-Southern States Conference honors as a guard. Brady was a three-year starter at Belhaven and scored over 1,000 points during his career. He would later be inducted into his alma mater's Hall of Fame.

He began his coaching career as a graduate assistant at Mississippi State while earning his Masters

in education. From there, Brady moved to the prep ranks, making the first stop of his career in Louisiana. This stop was as the head coach at Crowley High School from 1977-82.

There he compiled a record of 129-49 (.752). During the 1980-81 campaign, Brady made a visit to the Maravich Center as a head coach, as Crowley advanced all the way to the Class AAA finals in the Top 28 Tournament. Brady was named the Louisiana Sports Writers Association Coach of the Year for the classification that season. In all, three of his Crowley teams advanced to at least 2 to the quarterfinals in the playoffs.

He returned to college coaching at Mississippi State for the 1982-83 season, serving four years under Bob Boyd and four years under Richard

Williams. Under Williams, he served as chief recruiter and certainly honed his ability to find top-notch talent bringing in such stars as Cameron Burns, Greg Carter and Tony Watts. Those and others led the Bulldogs from last place in the SEC to the co-championship with LSU in 1991, one year after Brady's departure.

Following his tenure in Starkville, Brady returned to Louisiana for the second time, this time to serve on the staff of Tim Floyd at the University of New Orleans. Again, Brady was part of an NCAA Tournament team with the Privateers.

#### **Head Coach**

It came time for John Brady to take the next big step to a Division I college head coaching position. What he did at Samford was bring a new level of excitement to the fans and to the team that is still talked about to this day.

In his six-year tenure (1992-97), he turned the Trans-American Athletic Conference team into a consistent winner, posting a record of 89-77. He posted double figure victory totals each of his six seasons, something the school did not enjoy in any of the five years prior to Brady's arrival.


In his final three seasons at Samford, he was 16-11 (1995, 1996) and 19-9 (1997) giving the school three-straight winning seasons for the first time since 1982-84. He was the first Samford coach to have four winning seasons in his career and he left as the school's winningest coach.

The Bulldogs won two TAAC Western Division Championships, sharing the crown in 1996 and winning it outright in 1997, the first TAAC basketball championship of any kind at that time, for Samford. The team went 11-5 in each of his last three seasons in the conference.

#### **More Good Numbers**

In Brady's six years at Samford, the team had three first-team and five second-team All-TAAC selections. In his time at the Birmingham school, he had 14 members named to the All-TAAC Academic team.

Now through his eight years at LSU, the numbers are beginning to work for Brady both on and off the floor. He has had 27 players earn Academic Honor Roll status at LSU, plus he has had the SEC Player of the Year twice (Stromile Swift -- 2000; Brandon Bass -- 2005), three SEC Freshman of the Year (Torriss Bright -- 2000, Brandon Bass -- 2004, Glen Davis -- 2005), along with 12 selections on the All-SEC team.



INTRO

THIS IS LSU

TIGERS

COACHES

REVIEW

PREVIEW

RECORDS

HISTORY

LSU

MEDIA

- INTRO
- THIS IS LSU
- TIGERS
- COACHES**
- REVIEW
- PREVIEW
- RECORDS
- HISTORY
- LSU
- MEDIA



The 51-year-old Brady is the father of two daughters, Brittany, 15, and Brooke, 11, and is married to the former Misty Champagne.

In eight seasons, John Brady has taken the LSU Tigers a long way both on and off the court.

What has been the result? The Tigers program is solid both athletically and academically. The top athletes in the country are seriously putting LSU at the top of their lists and Brady is earning the respect of his peers in the league. The plan to bring LSU basketball back to being a constant player at the top of the Southeastern Conference has been accomplished and now the work is being done to keep LSU there for years to come.



## BRADY'S HEAD COACHING RECORD

### SAMFORD

Year	/-----Overall-----/			/---Conference---			Finish
	W	L	Pct.	W	L	Pct.	
1991-92	11	18	.379	7	7	.500	tie-3rd
1992-93	17	10	.630	7	5	.583	tie-2nd
1993-94	10	18	.357	4	12	.250	8th
1994-95	16	11	.592	11	5	.687	2nd
1995-96	16	11	.592	11	5	.687	1st-West
1996-97	19	9	.678	11	5	.687	1st-West

### LSU

Year	/-----Overall-----/			/---Conference---			Finish
	W	L	Pct.	W	L	Pct.	
1997-98	9	18	.333	2	14	.125	6th-West
1998-99	12	15	.444	4	12	.250	6th-West
1999-00	28	6	.823	12	4	.750	1st-West; 1st-SEC; NCAA Sweet 16
2000-01	13	16	.448	2	14	.125	6th-West
2001-02	19	15	.559	6	10	.375	4th-West; 2nd round NIT
2002-03	21	11	.656	8	8	.500	2nd-West NCAA
2003-04	18	11	.621	8	8	.500	2nd-West, NIT
2004-05	20	10	.667	12	4	.750	tie-1st-West NCAA

<b>TOTALS</b>	<b>229</b>	<b>179</b>	<b>.572</b>	<b>105</b>	<b>113</b>	<b>.481</b>	
<b>Samford</b>	<b>89</b>	<b>77</b>	<b>.536</b>	<b>51</b>	<b>39</b>	<b>.567</b>	
<b>LSU</b>	<b>140</b>	<b>102</b>	<b>.578</b>	<b>54</b>	<b>74</b>	<b>.422</b>	






- INTRO
- THIS IS LSU
- TIGERS
- COACHES**
- REVIEW
- PREVIEW
- RECORDS
- HISTORY
- LSU
- MEDIA

**BRADY VS. ALL OPPONENTS**

Air Force	1-0	Gonzaga	0-1	Rice	0-1
<b>Alabama</b>	<b>7-9</b>	Grambling State	1-0	Saint Louis	0-1
Alabama State	1-1	Hawaii-Hilo	1-0	Sam Houston State	1-0
Alcorn State	1-0	<b>Houston</b>	<b>4-3</b>	Shorter	1-0
Arizona	2-2	Howard	2-0	South Alabama	1-0
<b>Arkansas</b>	<b>9-10</b>	Iowa	1-0	South Carolina	4-5
Arkansas State	0-1	Iowa State	0-1	Southeastern Louisiana	8-5
<b>Auburn</b>	<b>9-8</b>	Jacksonville State	2-0	Southeast Missouri State	3-0
Austin Peay	2-2	<b>Kentucky</b>	<b>1-8</b>	Southern-Baton Rouge	3-0
Ball State	0-1	Lamar	0-1	Southern Miss	1-1
Baptist Christian	1-0	<b>Louisiana-Lafayette</b>	<b>2-1</b>	Southern-New Orleans	1-0
Baylor	0-1	Louisiana-Monroe	2-0	Stetson	6-7
Belhaven	3-0	LSU	1-0	<b>Tennessee</b>	<b>2-7</b>
Belmont	1-0	Loyola-NO	1-0	Tennessee-Martin	2-1
Berry College	1-0	Mercer	9-4	Tennessee-Temple	1-0
Bethel	1-0	<b>McNeese State</b>	<b>6-0</b>	Texas	2-1
Brewton-Parker	1-0	Miami (Fla.)	0-1	Texas A&M	0-1
Cal State-Northridge	1-0	Mississippi	8-8	Texas A&M-Corpus Christi	1-0
Campbell	4-1	<b>Mississippi State</b>	<b>7-12</b>	Texas-Pan American	1-2
Centenary	14-3	<b>New Orleans</b>	<b>4-1</b>	Texas Southern	1-1
Chattanooga	0-1	<b>Nicholls State</b>	<b>6-0</b>	Texas State	0-1
The Citadel	1-1	North Carolina A&T	1-0	Towson	1-0
College of Charleston	0-6	North Carolina Asheville	1-1	Troy	2-0
Dartmouth	0-1	North Carolina Greensboro	2-0	Tulane	3-0
Davidson	0-2	Northeastern Illinois	2-0	UAB	1-1
Delaware State	1-0	North Georgia	1-0	UCF	6-1
Drake	1-1	North Texas	1-0	Utah	1-1
Eastern Kentucky	1-0	Northwestern State	2-1	<b>Vanderbilt</b>	<b>4-6</b>
Evansville	0-1	Oakland	1-0	Wake Forest	0-1
<b>Florida</b>	<b>4-6</b>	<b>Ohio State</b>	<b>1-0</b>	Weber State	0-1
Florida Atlantic	2-0	Oklahoma	0-1	<b>West Virginia</b>	<b>0-1</b>
Florida International	4-7	Oklahoma State	1-0	William & Mary	0-1
Florida State	1-0	Oregon State	1-0	Winthrop	1-1
Fresno State	1-1	Portland	0-1	Wisconsin	0-1
Furman	0-2	Prairie View A&M	2-0	Wyoming	2-0
<b>Georgia</b>	<b>6-4</b>	Purdue	0-1	Xavier (Ohio)	0-1
Georgia State	8-7	Robert Morris	1-0		

- INTRO
- THIS IS LSU
- TIGERS
- COACHES**
- REVIEW
- PREVIEW
- RECORDS
- HISTORY
- LSU
- MEDIA



# Butch **PIERRE**

**College Coaching Experience**

- 1984-86 - Graduate Assistant, Mississippi State**
- 1986-88 -- Assistant Coach, Kentucky State**
- 1988-89 -- Assistant Coach, Louisiana Lafayette**
- 1989-96 -- Assistant Head Coach, Louisiana Lafayette**
- 1996-97 -- Assistant Coach, Charlotte**
- 1997-02 -- Assistant Coach, LSU**
- 2002 -- Associate Head Coach, LSU**

**THE PIERRE FILE**

<b>Year at LSU:</b>	Ninth
<b>Birth Date:</b>	Oct. 4, 1962
<b>Age:</b>	43
<b>Hometown:</b>	Darrow, La.
<b>Wife:</b>	Clemmie
<b>Children:</b>	Langley (14), Joseph III (12), Josh (12)
<b>College:</b>	BS, Education, Miss. State, 1984 M. Ed., Miss. State, 1986



He's been called "one of the best recruiters in the nation" and certainly every year he has been at LSU, he has added to that reputation.

That was the reason, when John Brady was hired as LSU's men's basketball coach, Butch Pierre was the man Brady wanted on his staff to help build a program at LSU.

Pierre has played a key role in rebuilding the program through his intense work on the practice court and countless hours of planning preparation in the office. Pierre is highly involved in the total basketball program at LSU, providing the superior technical basketball knowledge to practice preparation, on the floor coaching and he plays an important role in the development of the total basketball program through his work with each student-athlete. The student-athletes recruited by coach Pierre have been very successful in the classroom, as 12 of the student-athletes during coach Brady's tenure at LSU have graduated.

Pierre has made a mark in coaching wherever he has set up shop. He also has built and established a reputation throughout the country of turning losing into winning at each institution he has worked at throughout his career. At each stop, the head coach, in an average of three seasons, has won a league title and was named conference coach of the year.

In the past 17 seasons at LSU, Charlotte, and Louisiana-Lafayette, the teams on which coach Pierre has been on the coaching staff have won 303 games and in the last six seasons, the Tigers have averaged 20 wins a year.

In his first full-time collegiate job, Pierre spent two years as an assistant at Kentucky State (1986-88), where the program made a 12-game turnaround in his first year from 5-23 to 17-12, the school's first winning season in seven years.

Following Kentucky State, Pierre came back to Louisiana at Louisiana-Lafayette, joining the Cajuns prior to the 1988-89 season. Pierre had a spectacular eight-year career as an assistant with his teams winning an average of 18 games a year as Louisiana-Lafayette won two Sun Belt championships and played in two NCAA Tournaments, winning fewer than 16 games only once in eight years.

More than a dozen of his UL-Lafayette players went on to play professionally after their college days. He was elevated to the top assistants' position in his second season on the Cajun staff.

Pierre left UL-Lafayette for Charlotte prior to the 1996-97 season. He put together a top 10 recruiting class at Charlotte, which went 22-9, and won a first round game over Georgetown in the NCAA Tournament.

Pierre, who enjoys speaking to various community groups around the state, has taken tremendous pride throughout his coaching career in the development of players as student-athletes both on and off the court.

Pierre completed his undergraduate studies in four years receiving his degree in 1984 and completing graduate studies in 1986 at Mississippi State University. It has been coach Pierre's passion and mission to insure that every student-athlete he has recruited works diligently to complete his degree prior to his departure from the University. During his tenure at LSU, Pierre has successfully recruited several Parade and McDonald's All-Americans, and Mr. Basketballs. While many of these athletes have enjoyed extraordinary athletic success, most of the student-athletes who have matriculated to these various institutions, under his tutelage, have graduated.

In addition to his prowess as an accomplished strategist, tactician and teacher of the game of basketball, coach Pierre is recognized by his peers in the industry as a relentless, innovative and extremely successful recruiter. His work ethic and attention to detail is nothing new as he has had noteworthy recruiting and coaching success at all his stops. At LSU, Pierre has been able to bring in the key players (Stromile Swift, Jabari Smith, Ronald Dupree, Brandon Bass, Glen Davis and others) who have been instrumental in leading the Tigers to five postseason appearances in the last six years, including the 2000 SEC title and the 2005 SEC Western Division crown.

His recruiting at LSU has landed the Tigers four McDonald's, nine Parade pre All-Americans, six junior college All-Americans and two who earned national junior college player of the year honors.

"Hoopscoop" has called Pierre, "one of the best recruiters in the nation, one of the hottest guys in the business."

Coach Brady says of Pierre, "My association with Butch Pierre goes back to his playing days at St. Amant High when I was the basketball coach at Crowley. We then continued the relationship at Mississippi State where he played while I was an assistant. He has experienced outstanding success with each stop as an assistant. He is an excellent coach, a proven recruiter and most importantly, a loyal friend."

A native of Darrow, La., Pierre was a prep and Southeastern Conference standout in his playing days. At St. Amant High School, he was a prep All-American and the school retired his jersey in 1980. Pierre started four seasons as a point guard at Mississippi State and graduated as the Bulldogs leader in assists (342).

Butch and his wife, Clemmie, are parents of a daughter, Langley (14), and 12-year-old twin sons, Joseph III and Josh.

# Nikita JOHNSON

## College Coaching Experience

- 1981-87 -- Assistant Coach, Chipola Junior College
- 1987-89 -- Student Assistant, University of West Georgia
- 1989-91 -- Assistant Coach, Chipola Junior College
- 1991-93 -- Assistant Coach, Odessa College
- 1993-95 -- Assistant Coach, Murray State
- 1995-98 -- Assistant Coach, Duquesne University
- 1998 -- Assistant Coach, Tennessee State
- 1998-04 -- Assistant Coach, University of New Orleans
- 2004 -- Assistant Coach, LSU



INTRO

THIS IS LSU

TIGERS

COACHES

REVIEW

PREVIEW

RECORDS

HISTORY

LSU

MEDIA

Nikita Johnson enters his second season on the LSU coaching staff and his abilities both on the floor and in recruiting have made him a strong addition to the LSU basketball family.

Johnson fit well in to the coaching rhythms of the staff and was able to provide his own coaching expertise in practices and has blended in well with coach John Brady and associate head coach Butch Pierre as part of the recruiting trio of the staff.

Johnson came to LSU after six years with the University of New Orleans and experience on the Division I level as an assistant coach since 1993. At UNO, Johnson worked under Joey Stiebing and later, Monty Towe, where the Privateers produced four classes that received strong marks in the national ratings.

A graduate of the University of West Georgia and Chipola Junior College, the 45-year-old Johnson also served as an assistant coach at each of those schools, as well as Odessa (Texas) College before moving to the Division I level where he served as assistant coach at Murray State from 1993-95, Duquesne from 1995-98, Tennessee State in 1998 and six years at UNO.

Four coaches he has worked for in Division I have been named Coach of the Year during his tenure at their respective schools.

That included Stiebing in 2001 when the UNO coach was named the Sun Belt Conference Coach of the Year. In his last year, as part of Towe's staff, he helped lead the Privateers to the championship game of the Sun Belt Tournament. In his first year with the Tigers, LSU was the co-champions of the SEC West and advanced to the NCAA Tournament.

At Murray State, he was part of a staff that won two Ohio Valley Conference championships and advanced to the NIT and NCAA Tournament. The 1993-94 team posted a 23-6 record.

Johnson coached NBA players Moochie Norris (Odessa) and Mike James (Duquesne), both presently in the league, and also coached Marcus Brown at Murray State who played for several years in the NBA.

As a junior college coach, Johnson helped Chipola win six conference titles for Coach Milton Johnson, the winningest coach in Florida junior college history. Johnson was on the staff of the 1993 Odessa team when the school finished eighth in the National Junior College Athletic Association Tournament. This came several years after Johnson as a player helped lead Chipola to a fifth-place finish in the same event.

"Nikita's talents are numerous and he helps us in every aspect of our program. Nikita's experience as a coach is a great asset, plus he's an outstanding recruiter and he communicates well with our players," said LSU Coach John Brady.

Johnson was born in Donaldsonville, Ga., and grew up in nearby Greenwood, Fla. He earned regional, all-county and all-district honors for Marianna (Fla.) High. He helped his team go 76-10 in three seasons, including a pair of runner-up finishes in the Class AAA state playoffs in 1977 and 1978.

Johnson is married to the former Tonya Ramey of Pittsburgh, Penn.

## THE JOHNSON FILE

<b>Year at LSU:</b>	Second
<b>Birth Date:</b>	Aug. 13, 1960
<b>Age:</b>	45
<b>Hometown:</b>	Greenwood, Fla.
<b>Wife:</b>	Tonya
<b>College:</b>	AA, Business Administration, Chipola Junior College, '81; BS, Municipal Recreation, West Georgia, '89



INTRO

THIS IS LSU

TIGERS

COACHES

REVIEW

PREVIEW

RECORDS

HISTORY

LSU

MEDIA



# John **TRELOAR**

## College Coaching Experience

1980-82 -- Graduate Assistant, University of Alabama  
 1982-86 -- Head Coach, Olympic Sports Club, Bremerhaven, Germany  
 1987 -- Head Coach, Steiner Optik Club, Bayreuth, Germany  
 1987-88 -- General Manager, Mississippi Jets, CBA  
 1988-89 -- General Manager, Wichita Falls Texans, CBA  
 1990-94 -- Head Coach, Wichita Falls Texans, CBA  
 1994-95 -- Head Coach, Chicago Rockers, CBA  
 1996-97 -- Head Coach, Connecticut Pride, CBA  
 1997-00 -- Assistant Coach, Indiana University  
 2000-04 -- Associate Head Coach, Indiana University  
 2004 -- Assistant Coach, LSU

## THE TRELOAR FILE

**Year at LSU:** Second  
**Birth Date:** Oct. 25, 1956  
**Age:** 49  
**Hometown:** Clinton, Miss.  
**Wife:** Debra  
**Children:** Taylor (7), Trey (3)  
**College:** BA, Business Administration, Belhaven College, '78; MA, Area of Behavioral Studies, University of Alabama, '82



John Treloar enters his second year on the LSU men's basketball staff after a stellar career as a club team coach in Germany, a winning general manager and coach in the Continental Basketball Association and a top college assistant.

At LSU he has quickly become known for his ability to provide strong scouting reports on the opposition and he has helped bring a new level of video teaching and game preparation to the program.

Treloar came to LSU from Indiana University, where he served on the staff for seven years. While at Indiana, he was on teams that went to six NCAA Tournaments working under coaches Bob Knight and Mike Davis, including the 2002 Hoosier team, which advanced to the NCAA Final Four and finished as the national runner-up. He was part of six straight 20-win seasons and part of teams that defeated 28-ranked opponents including 12 teams among the nation's top 10 at the time of the game.

In his first season as an LSU assistant, the Tigers won the SEC Western Division and went to the NCAA Tournament.

A veteran head coach and general manager in the CBA, where his teams advanced to the playoff seven out of eight years. In the CBA, Treloar competed against such recent NBA head coaches as George Karl, Terry Stotts, Eric Musselman and Flip Saunders.

While in the CBA, Treloar earned a reputation for making championship runs late in the season, as evidenced by his playoff winning percentage of over 50 percent. His 22 playoff wins rank among the top 10 in CBA history. He was just the second coach in league history at the time to win a CBA Championship in his first season as head coach (1991-Wichita Falls Texans).

Prior to his CBA career, Treloar was the head coach of the Olympic Sports Club in Bremerhaven, Germany, from 1982-86. The following year, he served as the head coach of the Steiner Optik Club in Bayreuth, Germany.

Treloar's international experience also includes a stint with a professional team in Venezuela in 1997. He joined the team at midseason and went on to guide the club to the league championship finals.

Treloar's coaching career began at the University of Alabama where he served as academic counselor and graduate assistant for two seasons (1980-82).

Ironically, Treloar and LSU head coach John Brady were teammates at Belhaven College in Mississippi.

"John was a walk-on basketball player and baseball player there," said Brady. "(Treloar) was a couple of years behind me in school. I remember when he used to guard me in practice, being a walk-on, which was his game. He used to bother me all the time and he would just wear me out. He is extremely competitive. After he left Belhaven, we kind of went our separate ways ... We were good friends who respected each other on a competitive level. I followed his career. He has brought to LSU a wealth of background to our program in terms of being a basketball coach."

A native of Clinton, Miss., Treloar earned a bachelor's degree in business administration from Belhaven College in 1978 and a master's degree in the area of behavioral studies from the University of Alabama. John and wife, Debra, have two children, Taylor and Trey.

# Scott SOPRYCH



- INTRO
- THIS IS LSU
- TIGERS
- COACHES
- REVIEW
- PREVIEW
- RECORDS
- HISTORY
- LSU
- MEDIA

Scott Soprych joined the LSU basketball staff in the Administrative Assistant position prior to the 2004-05 season.

In Soprych, coach John Brady has found someone who is an energetic basketball enthusiast and well he should be, having spent most of his life in the state of Indiana.

Soprych is involved with the administrative operations of the Tiger program in regard to managers, equipment, video exchange, the Tigers basketball camps and Sixth Man Club. His experience during his years before and after receiving his degree from Indiana University makes him a very valuable asset.

Soprych, a native of Lemont, Ill., served as a manager on the men's basketball team from 2000-03 handling video breakdown, video exchange, game day operations and camp and team management. In 2003-04, Soprych was the men's basketball head manager, supervising and selecting a managerial staff that worked under him for Coach Mike Davis and his team.

A 2004 graduate of Indiana, Soprych has worked on various basketball projects, including the Adidas Indiana Elite AAU team where he served as an assistant coach.

In 2004, that team finished runner-up in the national AAU Shootout and made the elite eight in tournaments in Las Vegas and Los Angeles. The team had a record of 35-11 during Soprych's time as assistant coach and the team had six players on or signed to play for Division I teams.

Soprych was also an assistant coach for the Nike Bloomington White AAU program. He also had a turn in 2001 as the head coach of the AAU Brownstown basketball team.

Soprych, 25, in his days as Indiana manager, was part of a team that won the Big 10 in 2002 and finished as the national runner-up in the NCAA Championship. His first year at LSU saw the Tigers win the SEC Western Division crown.

### THE SOPRYCH FILE

<b>Year at LSU:</b>	Second
<b>Birth Date:</b>	Aug. 3, 1980
<b>Age:</b>	25
<b>Hometown:</b>	Lemont, Ill.
<b>College:</b>	BA, General Studies, Indiana University, '04

### SUPPORT STAFF



**Pam LeBlanc**  
Secretary



**Jimmy Rehkopf**  
Student Trainer



**Men's Basketball Managers**  
Left to Right: Louis Ruffino, Chris Heine, Jason Reed

- INTRO
- THIS IS LSU
- TIGERS
- COACHES**
- REVIEW
- PREVIEW
- RECORDS
- HISTORY
- LSU
- MEDIA



Tommy **MOFFITT**

**Strength & Conditioning Coordinator**

Tom Moffitt is in his sixth season as the coordinator of LSU's strength and conditioning program, after coming to the Tiger athletic staff

from the University of Miami.

Moffitt, in 2003, was named the College Strength and Conditioning Coach of the Year by American Football Monthly as it was his offseason conditioning program that helped lay the foundation for LSU football's national championship run in 2003.

In February of 2000, shortly after he was appointed LSU's strength coach, Moffitt was named the 1999 Collegiate Football Strength and Conditioning Coach of the Year by the Professional Football Strength and Conditioning Coaches Society.

Moffitt served as the head strength and conditioning coach at Miami for two years, helping head coach Butch Davis rebuild the Hurricane program. Moffitt went to Miami after four seasons, 1994-97, as associate head strength and conditioning coach at Tennessee.

A 1986 graduate of Tennessee Tech, Moffitt started his career as an assistant football coach at John Curtis High School in River Ridge from 1987-94, earning the 1992 award as the National High School Strength Coach of the Year, given by the Professional Football Strength and Conditioning Coaches Society.

Born in Summerville, Tenn., Moffitt is married to the former Jill Beron and they have three children, Clay, Aaron and Brady.

**THE MOFFITT FILE**

**YEAR AT LSU:** Sixth (appointed Jan. 10, 2000)  
**BIRTHDATE:** Jan. 10, 1963 at Summerville, Tenn.  
**WIFE:** Jill  
**CHILDREN:** Clay, Aaron, Brady  
**HIGH SCHOOL:** Springfield High  
**COLLEGE:** Tennessee Tech '86

**1987-94** John Curtis High School (assistant coach)  
**1994-97** Tennessee (assoc. head strength & conditioning coach)  
**1998-99** Miami (strength & conditioning coordinator)  
**2000-** LSU (strength & conditioning coordinator)



Jeff **DILLMAN**

**Assistant Strength & Conditioning Coordinator**

Jeff Dillman is in his second year as an assistant strength coach at LSU and his first year working with the Tigers basketball team.

Dillman came to LSU in January of 2003 after serving as assistant strength coach at the University of Louisiana-Monroe for two years.

The Rockingham, N.C., native earned his undergraduate degree at Appalachian State University in North Carolina. While finishing his degree at Appalachian State, Dillman worked as a student assistant football and strength coach for just under two years. He then worked on his masters in education from ULM prior to coming to Baton Rouge.

Dillman, 29, is a member of the National Strength and Conditioning Association, the Collegiate Strength and Conditioning Coaches Association and the American Football Coaches Association. He is also certified by the American Red Cross in CPR.

**THE DILLMAN FILE**

**YEAR AT LSU:** Second  
**AGE:** 29  
**COLLEGE:** Appalachian State, '01



# Shawn **EDDY**

**Head Basketball Trainer**

For the first time in several years, there will be a new face in the basketball training room as Shawn Eddy moves into the Maravich Center training room after nine years as the head baseball trainer at Alex Box Stadium for the LSU Baseball Tigers.

Eddy replaces Drew Shea who left LSU for a training position at Middle Tennessee State University.

This is Eddy's 10th season at LSU, arriving in July of 1996 from Vanderbilt University, where he worked as a graduate assistant trainer for two years.

Eddy earned a bachelor's degree in exercise physiology in 1994 from the University of West Virginia. He also earned a master's degree from Vanderbilt in health promotion and education.

The 34-year-old Eddy was born on Nov. 23, 1971, and was married in July, 2002, to the former Ashlee Ducote, a former All-American softball player at LSU.

### THE EDDY FILE

**YEAR AT LSU:** 10th  
**BIRTHDATE:** Nov. 23, 1971  
**WIFE:** Ashlee  
**COLLEGE:** West Virginia University, '94  
**POSTGRADUATE:** Vanderbilt University (Masters), '96



- INTRO
- THIS IS LSU
- TIGERS
- COACHES**
- REVIEW
- PREVIEW
- RECORDS
- HISTORY
- LSU
- MEDIA

- INTRO
- THIS IS LSU
- TIGERS
- COACHES**
- REVIEW
- PREVIEW
- RECORDS
- HISTORY
- LSU
- MEDIA



# Sixth Man Club

THE LSU MEN'S BASKETBALL BOOSTER GROUP

Eight years ago, Coach John Brady instituted his LSU Tiger Basketball Sixth Man Club to allow the dedicated fans of LSU basketball a chance to be a closer part of the program. LSU basketball fans responded positively to the chance to be in on the ground floor of the LSU building project.

The LSU Tiger Basketball "6th Man Club" is the chance for every Tiger fan to become a closer part of the program and the support of the fans makes it possible for the men's basketball program to continue doing the right things for the program's success in the future.

Monies derived from the club go directly to the Tiger Athletic Foundation's basketball account.



## MEMBER BENEFITS

**For \$275 in yearly dues, members of the "Sixth Man Club" will receive the following benefits:**

- 1) Pregame buffet in the L-Club Room of the Maravich Center located adjacent to the LSU Basketball locker room.
- 2) An autographed poster complete with the signatures of the LSU coaching staff and entire basketball team.
- 3) Each month, all club members will receive a copy of "The Tiger Tribune," the official Sixth Man Club Newsletter with player profiles, and other inside information on LSU basketball.
- 4) Club members will also receive a copy of the official LSU Tiger media guide.
- 5) Each member of the Sixth Man Club will receive a ticket for two to the LSU Basketball Preseason Tip-Off Party attended by club members, coaching staff, their wives and the LSU players.
- 6) You can bring an additional guest for the Pregame buffet for only \$5.

Applications and other information is available at the:

**LSU Men's Basketball Office  
225-578-8217**

**Please make checks payable to "TAF-Basketball 6th Man Club" and mail to:**

**LSU Men's Basketball Office  
P. O. Box 25095  
Baton Rouge, La. 70894-5095**





It was a basketball season all about coming together.

It took going on the road and experiencing a bit of hurt to get the Tigers to understand that they had to battle together as a group to have success.

It took a double overtime battle with Ohio State at the Maravich Center to show the Tigers that they could play with anyone in the country.

It took a rallying loss to Arkansas in Fayetteville to make the Tigers understand that playing on the road wasn't such a bad thing.

Put them all together and LSU ran off seven straight wins following the Arkansas game, including three important road wins to give LSU its second Western Division crown with a 12-4 record, 20 wins for the season and a spot in the NCAA Tournament.

In the process, LSU would equal one of the best seasons ever in the history of the Maravich Center and advance to within seconds in overtime of playing for the SEC Tournament championship.

It was a season with great individual and team highlights that LSU fans were excited to be a part of.

#### BRANDON BASS

Coming on the heels of earning SEC Freshman of the Year honors in 2004, Bass came back with an even better sophomore season and earned SEC Player of the Year honors in 2005.

Bass averaged 17.3 points per game, 9.1 rebounds a game while making 56.7 percent of his field goals, including 12-of-26 treys and 77.7 percent of free throws (146-of-188). Bass failed to score in double figures in just three games and had 12 double-doubles. Bass scored 30 points in earning LSU Louisiana Classic MVP honors against Louisiana-Lafayette (11-21), 29 in the double-overtime win over Ohio State (1-15) and 27 in the win over Florida (2-19). In a big road win at Mississippi State (2-16), Bass had 21 points and 17 rebounds.

Bass was third in the league in scoring average, second in rebounds and first in field goal percentage.

Bass elected to throw his name in the NBA draft following the 2005 season and was chosen early in the second round by the New Orleans Hornets.

#### GLEN DAVIS

For the second straight year and for the third time in the John Brady era, the Tigers had the SEC Freshman of the Year in Glen Davis. The 6-9 forward showed he could be a force in the league with his strong rebounding ability and his soft shooting touch.

He was not only the Freshman of the Year, but Dick Vitale chose him as his SEC Diaper Dandy of the Year. Davis started 29 games a season ago, averaging 13.5 points per game, 8.8

rebounds a game with 1.0 assists and 1.4 blocks. The big man averaged over 29 minutes a game in his inaugural college campaign.

Davis scored in double figures in 22 games with highs of 28 versus South Carolina (1-12), 27 points versus Southern Miss (12-18), 26 versus Arkansas (1-19) and 24 versus Auburn (3-11). Against Arkansas, Davis also had 18 rebounds.

Davis made 51.3 percent of his field goal attempts and 69.8 percent of his free throws.

The Baton Rouge product finished 13th in the league in scoring and fourth in rebounding.

#### DARREL MITCHELL

Mitchell continued his three-point shooting prowess, making 67 three-pointers last season, averaging 13.1 points per game with 2.6 rebounds and 2.9 assists. The junior started all 30 games with 21 contests in double figures, including 32 points in the double-overtime win against Ohio State (1-15) and 20 point games against UNO (11-24), Northwestern State (12-11) and Mississippi State (1-29).

Mitchell's 67 treys marked the second straight year Mitchell has made 67 three-pointers, tied for eighth best in a single season at LSU. In his first three years, Mitchell has made 176 treys, third best all time and he enters his senior season needing just 35 points to join the 1,000 point club and another 60-trey season to pass Torris Bright as the school's top three-point field goal maker.

- INTRO
- THIS IS LSU
- TIGERS
- COACHES
- REVIEW**
- PREVIEW
- RECORDS
- HISTORY
- LSU
- MEDIA

**TACK MINOR, ANTONIO HUDSON**

The pair completed LSU's guard trio and Minor played LSU's point guard for 30 games, averaging 10.8 points and 4.6 assists per game, fourth best in the league. Minor had 23 points in the Sugar Bowl Classic win over Florida State (12-30).

Hudson finished his LSU career, joining the prestigious LSU 1,000-point club, while scoring in double figures in 21 games. He scored 21 points in both SEC Tournament games, earning SEC All-Tournament honors for the second time in his career. Hudson finished with 174 three-pointers, fifth all-time at LSU.

**STREAKS**

While LSU lost in regular season non-conference play at home for the first time in 56 games, the Tigers did continue an impressive streak of victories at home over Louisiana schools that dates back close to 16 years, Dec. 8, 1988.

In 2004-05, LSU won games against Tulane, Louisiana-Lafayette, UNO, Northwestern State and McNeese State to run the win streak to 52 home games.

**HOME WINNING HABITS**

LSU won all eight of its Southeastern Conference contests at the Pete Maravich Assembly Center, the first time an LSU team has won all its home SEC games since the 1981 NCAA Final Four team won nine conference games in the 18-game schedule. Along the way, LSU also defeated Ohio State in double overtime and was 14-1 for the year at home. LSU enters the 2005-06 season with an 11-game home winning streak.

**PAID ATTENDANCE**

The Tigers paid attendance last season was 9,409, giving LSU its fourth consecutive year with an increase in paid attendance at the Maravich Center. The Tigers drew a paid average of 8,106 in 2001, 8,534 in 2002, 8,687 in 2003, 9,355 in 2004 and 9,409 in 2005.

**GRADUATION**

Tiger players continue to make strong progress off the floor as student-athletes as former Tiger Paul Wolfert received his diploma to make 12 players who played for coach Brady to receive their diploma from LSU. Also since, 1997 the Tigers have had 27 members on the Southeastern Conference Academic Honor Roll.



Brandon Bass



Antonio Hudson

**LSU'S 2004-05 SEASON HONORS**

**Brandon Bass**

- SEC Player of the Year
- SEC Scholar-Athlete of the Year
- Dick Vitale All-SEC Team
- AP Honorable Mention All-American
- LSWA First-Team All-Louisiana, Player of the Year
- ESPN the Magazine Academic All-District team
- NABC All-District 8 First Team
- USBWA All-District Team
- SEC All-Tournament Team
- SEC Academic Honor Roll
- LSU Louisiana Classic MVP
- SEC, LSWA Player of the Week (1-31, 2-21)
- Sporting News Player of the Week (2-21)

**Glen Davis**

- SEC Freshman of the Year
- Dick Vitale Diaper Dandy of the Year, SEC
- LSWA First-Team All-Louisiana, Freshman of the Year
- NABC All-District 8 Second Team
- Dick Vitale Diaper Dandy of the Week (1-18)
- SEC Freshman Academic Honor Roll

**David Freshman**

- SEC Freshman Academic Honor Roll

**Antonio Hudson**

- SEC All-Tournament Team
- LSU Louisiana Classic All-Tournament Team

**Darrel Mitchell**

- LSU Classic All-Tournament Team
- LSWA Player of the Week (1-18)
- SEC Academic Honor Roll

**Ross Neltner**

- SEC Academic Honor Roll

**Garrett Temple**

- SEC Freshman Academic Honor Roll

**Paul Wolfert**

- SEC Academic Honor Roll

**2004-05 LSU LEADERS**

**Scoring Average**

Brandon Bass	17.3
Glen Davis	13.5
Darrel Mitchell	13.1
Antonio Hudson	13.1
Tack Minor	10.8

**Rebounding Average**

Brandon Bass	9.1
Glen Davis	8.8
Tack Minor	3.9
Antonio Hudson	3.2
Ross Neltner	3.1

**Field Goal Percentage**

Darnell Lazare	58.8
Brandon Bass	56.7
Glen Davis	51.3
Antonio Hudson	45.1
Ross Neltner	44.1

**3-Point Field Goals Made**

Darrel Mitchell	67
Antonio Hudson	64
Tack Minor	38
Brandon Bass	12
Ross Neltner	9
Xavier Whipple	9

**3-Point FG Percentage**

Brandon Bass	46.2
Ross Neltner	42.9
Antonio Hudson	39.5
Darrel Mitchell	36.4
Xavier Whipple	32.1

**Free Throw Percentage**

Darrel Mitchell	84.6
Brandon Bass	77.7
Ross Neltner	72.0
Glen Davis	69.8
Darnell Lazare	69.2

**Assists**

Tack Minor	137
Darrel Mitchell	88
Xavier Whipple	70
Antonio Hudson	58
Glen Davis	31

**Steals**

Darrel Mitchell	54
Tack Minor	41
Antonio Hudson	30
Glen Davis	29
Brandon Bass	24

**Blocks**

Brandon Bass	48
Glen Davis	41
Antonio Hudson	10
Ross Neltner	8
Darnell Lazare	6

**Minutes**

Antonio Hudson	1,086
Darrel Mitchell	1,050
Brandon Bass	1,007
Glen Davis	876
Tack Minor	857

Exhibition Game, LSU 62, EA Sports 52

November 9, at Baton Rouge, La.

Table with columns: EA SPORTS, FG, 3PT FG, FT, REB, PTS. Rows: Harvey, Watts, Roberts, Green, Campbell, Marks, Skiffer, Ballard, Clemmons, Bridgewater, Team, TOTALS.

Table with columns: LSU, FG, 3PT FG, FT, REB, PTS. Rows: Bass, Neltner, Mitchell, Minor, Hudson, Koundjia, Whipple, Davis, Lazare, Team, TOTALS.

Halftime: EA 22, LSU 27. Total FG Pct: EA 35.2; LSU 41.8. 3PT FG Pct: EA 50.0; LSU 46.7. FT Pct: EA 53.3; LSU 64.3. Assists: EA 7 (Harvey 2); LSU 15 (Minor 5). Turnovers: EA 16 (Campbell 4); LSU 14 (Davis 3). Blocks: EA 1 (Ballard); LSU 6 (Bass 2). Steals: EA 10 (Ballard 3); LSU 9 (Davis 4). Attendance: 7,279.

Exhibition, LSU 124, Houston Sports Group 78

November 15, at Baton Rouge, La.

Table with columns: HOUSTON SG, FG, 3PT FG, FT, REB, PTS. Rows: Earl, White, Willis, Henderson, Simmons, Roland, Jupiter, Byrd, Nicholls, Team, TOTALS.

Table with columns: LSU, FG, 3PT FG, FT, REB, PTS. Rows: Bass, Davis, Mitchell, Minor, Hudson, Koundjia, Maravich, Thomas, Whipple, Wolfert, Lazare, Neltner, Team, TOTALS.

Halftime: HSG 41, LSU 62. Total FG Pct: HSG 37.8; LSU 57.0. 3PT FG Pct: HSG 34.8; LSU 50.0. FT Pct: HSG 77.8; LSU 76.0. Assists: HSG 5 (Earl 2); LSU 32 (Mitchell 9). Turnovers: HSG 16 (Henderson, Simmons 3); LSU 9 (Davis 3). Blocked Shots: HSG 4 (Clark 2); LSU 2 (Bass, Koundjia). Steals: HSG 5 (Simmons 2); LSU 8 (Mitchell 5). Attendance: 2,321.

Game 1, LSU 83, Tulane 58

LSU Louisiana Classic Semifinal November 19, at Baton Rouge, La.

Table with columns: TULANE, FG, 3PT FG, FT, REB, PTS. Rows: Pjevcevic, Davis, Moore, Camper, Kinzer, Smith, Rochestie, Gomez, Castine, Wheaton, Benfield, Tatarunas, Louisme, Team, TOTALS.

Table with columns: LSU, FG, 3PT FG, FT, REB, PTS. Rows: Bass, Neltner, Mitchell, Minor, Hudson, Koundjia, Fleshman, Maravich, Whipple, Wolfert, Lazare, Team, TOTALS.

Halftime: Tul 21, LSU 34. Total FG Pct: Tul 39.7; LSU 43.5. 3PT FG Pct: Tul 20.0; LSU 33.3. FT Pct: Tul 61.5; LSU 76.7. Assists: Tul 10 (Moore 3); LSU 16 (Hudson 6). Turnovers: Tul 19 (Moore, Camper, Kinzer 4); LSU 12 (Minor, Davis 3). Blocks: Tul 0; LSU 2 (Bass, Davis). Steals: Tul 5 (Camper, Rochestie, Gomez, Wheaton, Louisme 1); LSU 8 (Hudson 2). Attendance: 10,530 (6,945 actual).

Game 2, LSU 83, UL-Lafayette 69

LSU Louisiana Classic Championship November 21, at Baton Rouge, La.

Table with columns: UL-LAFAYETTE, FG, 3PT FG, FT, REB, PTS. Rows: Cameron, Hamilton, Wade, Greene, Mitchell, Fobbs, Ford, Gray, Mouton, James, Team, TOTALS.

Table with columns: LSU, FG, 3PT FG, FT, REB, PTS. Rows: Bass, Davis, Mitchell, Minor, Hudson, Koundjia, Whipple, Lazare, Neltner, Team, TOTALS.

Halftime: ULL 37, LSU 42. Total FG Pct: ULL 39.7; LSU 50.9. 3PT FG Pct: ULL 33.3; LSU 50.0. FT Pct: ULL 68.2; LSU 75.0. Assists: ULL 7 (Greene 5); LSU 15 (Whipple, Mitchell 4). Turnovers: ULL 23 (Greene 7); LSU 21 (Minor 6). Blocks: ULL 5 (Hamilton 2); LSU 1 (Bass) Steals: ULL 12 (Greene 5); LSU 13 (Mitchell 7). Attendance: 9,200 (5,316 actual)

Game 3, LSU 95, New Orleans 79

November 24, at Baton Rouge, La.

Table with columns: UNO, FG, 3PT FG, FT, REB, PTS. Rows: Malloy, Elias, McCaleb, Bostic, Barnes, McNeilly, Manning, Simelton, Melvin, Team, TOTALS.

Table with columns: LSU, FG, 3PT FG, FT, REB, PTS. Rows: Bass, Davis, Mitchell, Minor, Hudson, Koundjia, Fleshman, Maravich, Whipple, Wolfert, Lazare, Neltner, Team, TOTALS.

Halftime: UNO 29, LSU 49. Total FG Pct: UNO 46.4; LSU 57.1. 3PT FG Pct: UNO 41.7; LSU 45.0. FT Pct: UNO 71.0; LSU 82.4. Assists: UNO 6 (McCaleb 3); LSU 22 (Minor 10). Turnovers: UNO 14 (McCaleb, Bostic, Barnes 3); LSU 15 (Bass 3). Blocks: UNO 1 (Elias); LSU 4 (Bass, Davis, Hudson, Neltner). Steals: UNO 5 (McCaleb, Bostic 2); LSU 6 (Mitchell 3). Attendance: 8,877 (5,295 actual).

Game 4, West Virginia 84, LSU 69

November 27, at Baton Rouge, La.

Table with columns: WEST VIRGINIA, FG, 3PT FG, FT, REB, PTS. Rows: Salley, Gansey, Fischer, Collins, Herber, Bellein, Nichols, Young, Bonner, Pittsnogle, Team, TOTALS.

Table with columns: LSU, FG, 3PT FG, FT, REB, PTS. Rows: Bass, Davis, Mitchell, Minor, Hudson, Koundjia, Whipple, Lazare, Neltner, Team, TOTALS.

Halftime: UWV 46, LSU 40. Total FG Pct: WVU 60.0; LSU 38.6. 3PT FG Pct: WVU 45.8; LSU 39.1. FT Pct: WVU 63.6; LSU 84.2. Assists: WVU 18 (Collins 5); LSU 15 (Minor 6). Turnovers: WVU 10 (Herber 3); LSU 17 (Minor 4). Blocks: WVU 4 (Fischer 3); LSU 1 (Hudson). Steals: WVU 9 (Salley, Gansey, Bellein 2); LSU 3 (Bass, Minor, Lazare). Attendance: 8,257 (4,228 actual)

Game 5, LSU 83, Northwestern State 74

December 11, at Baton Rouge, La.

Table with columns: NORTHWESTERN, FG, 3PT FG, FT, REB, PTS. Rows: Lee, Allen, Spencer, Mitchell, Wallace, Bell, Hancock, Jones, Forges, Bargeman, Tyler, Dyer, Ross, Team, TOTALS.

Table with columns: LSU, FG, 3PT FG, FT, REB, PTS. Rows: Bass, Davis, Mitchell, Minor, Hudson, Whipple, Wolfert, Lazare, Neltner, Team, TOTALS.

Halftime: NSU 34, LSU 42. Total FG Pct: NSU 46.0; LSU 44.0. 3PT FG Pct: NSU 46.2; LSU 42.9. FT Pct: NSU 58.8; LSU 75.0. Assists: NSU 13 (Mitchell 4); LSU 19 (Minor 8). Turnovers: NSU 8 (Jones 3); LSU 14 (Minor 6). Blocks: NSU 3 (Spencer 2); LSU 7 (Bass, Davis, Lazare 2). Steals: NSU 7 (Bargeman 3); LSU 4 (Bass, Mitchell 2). Attendance: 8,530 (3,849 Actual)

Game 6, LSU 82, McNeese State 79

December 13, at Baton Rouge, La.

Table with columns: MCNEESE, FG, 3PT FG, FT, REB, PTS. Rows: May, Wardell, Williams, Price, Garriet, Juneau, Aaron, Ford, Dorsey, Queen, Team, TOTALS.

Table with columns: LSU, FG, 3PT FG, FT, REB, PTS. Rows: Bass, Davis, Mitchell, Minor, Hudson, Team, TOTALS.







**2004-05 Overall Season Statistics**

Record - 20-10, Home 14-1, Away 4-6, Neutral 2-3

NO. PLAYER	GP-GS	MIN-AVG.	FG-FGA	PCT.	3FG-FGA	PCT.	FT-FTA	PCT.	/-----REBOUNDS-----/				PF-FO	A	TO	BLK	STL	PTS-AVG.
									OFF	DEF	TOT-AVG.	A						
30 Bass, Brandon	30-30	1007-33.6	181-319	.567	12-26	.462	146-188	.777	82	190	272-9.1	73-1	25	54	48	24	520-17.3	
34 Davis, Glen	30-29	876-29.2	138-269	.513	3-12	.250	127-182	.698	103	160	263-8.8	94-2	31	50	41	29	406-13.5	
02 Mitchell, Darrel	30-30	1050-35.0	125-312	.401	67-184	.364	77-91	.846	14	65	79-2.6	83-1	88	65	5	54	394-13.1	
42 Hudson, Antonio	30-30	1086-36.2	138-306	.451	64-162	.395	53-80	.663	30	65	95-3.2	62-0	48	47	10	30	393-13.1	
03 Minor, Tack	30-30	857-28.6	114-304	.375	38-127	.299	58-86	.674	29	89	118-3.9	60-0	137	108	3	41	324-10.8	
01 Koundja, Regis	6-0	74-12.3	7-18	.389	3-7	.429	2-3	.667	3	10	13-2.2	8-0	8	8	3	2	19-3.2	
41 Neltner, Ross	30-1	405-13.5	30-68	.441	9-21	.429	18-25	.720	28	65	93-3.1	52-0	22	24	8	9	87-2.9	
22 Whipple, Xavier	30-0	568-18.9	22-53	.415	9-28	.321	10-17	.588	12	38	50-1.7	33-0	70	32	2	15	63-2.1	
35 Lazare, Darnell	25-0	173-6.9	20-34	.588	0-0	.000	9-13	.692	11	19	30-1.2	20-0	2	5	6	4	49-2.0	
32 Wolfert, Paul	13-0	21-1.6	1-5	.200	0-3	.000	0-0	.000	0	3	3-0.2	2-0	1	3	1	1	2-0.2	
10 Fleshman, Davis	2-0	3-1.5	0-1	.000	0-0	.000	0-0	.000	0	0	0-0.0	1-0	0	1	0	0	0-0.0	
11 Maravich, Josh	4-0	5-1.3	0-1	.000	0-1	.000	0-0	.000	0	0	0-0.0	1-0	0	1	0	0	0-0.0	
<b>Team</b>									<b>37</b>	<b>44</b>	<b>81-2.7</b>	<b>1</b>		<b>7</b>				
<b>LSU</b>	<b>30</b>	<b>6125</b>	<b>776-1690</b>	<b>.459</b>	<b>205-571</b>	<b>.359</b>	<b>500-685</b>	<b>.730</b>	<b>349</b>	<b>748</b>	<b>1097-36.6</b>	<b>490-5</b>	<b>442</b>	<b>405</b>	<b>127</b>	<b>209</b>	<b>2257-75.2</b>	
<b>Opponents</b>	<b>30</b>	<b>6125</b>	<b>776-1746</b>	<b>.444</b>	<b>225-593</b>	<b>.379</b>	<b>365-532</b>	<b>.686</b>	<b>311</b>	<b>652</b>	<b>963-32.1</b>	<b>572-15</b>	<b>353</b>	<b>376</b>	<b>81</b>	<b>189</b>	<b>2142-71.4</b>	

Score by Periods	1st	2nd	OT	OT2	Total
<b>LSU</b>	<b>11105</b>	<b>1096</b>	<b>36</b>	<b>20</b>	<b>2257</b>
<b>Opponents</b>	<b>1022</b>	<b>1074</b>	<b>38</b>	<b>8</b>	<b>2142</b>

**2004-05 SEC Statistics**

Record - 12-4, Home-8-0, Away-4-4

NO. PLAYER	GP-GS	MIN-AVG.	FG-FGA	PCT.	3FG-FGA	PCT.	FT-FTA	PCT.	/-----REBOUNDS-----/				PF-FO	A	TO	BLK	STL	PTS-AVG.
									OFF	DEF	TOT-AVG.	A						
30 Bass, Brandon	16-16	551-34.4	89-168	.530	7-13	.538	86-118	.729	37	100	137-8.6	35-0	14	28	28	12	271-16.9	
34 Davis, Glen	16-16	477-29.8	76-138	.551	1-4	.250	70-99	.707	58	97	155-9.7	50-1	21	27	24	17	223-13.9	
02 Mitchell, Darrel	16-16	569-35.6	70-167	.419	35-92	.380	38-46	.826	9	37	46-2.9	38-0	47	33	2	28	213-13.3	
42 Hudson, Antonio	16-16	573-35.8	65-151	.430	26-74	.351	28-43	.651	15	33	48-3.0	39-0	28	26	6	15	184-11.5	
03 Minor, Tack	16-16	443-27.7	54-151	.358	16-56	.286	21-34	.618	14	51	65-4.1	29-0	62	52	2	25	145-9.1	
41 Neltner, Ross	16-0	203-12.7	14-32	.438	7-13	.538	11-14	.786	16	29	45-2.8	27-0	10	8	4	5	46-2.9	
22 Whipple, Xavier	16-0	319-19.9	12-30	.400	3-16	.188	8-11	.727	4	19	23-1.4	17-0	39	21	1	7	35-2.2	
35 Lazare, Darnell	12-0	79-6.6	9-16	.563	0-0	.000	1-2	.500	3	5	8-0.7	8-0	0	2	0	2	19-1.6	
32 Wolfert, Paul	6-0	11-1.8	0-2	.000	0-2	.000	0-0	.000	0	0	0-0.0	0-0	0	2	1	0	0-0.0	
11 Maravich, Josh	1-0	0-0.0	0-0	.000	0-0	.000	0-0	.000	0	0	0-0.0	0-0	0	0	0	0	0-0.0	
<b>Team</b>									<b>19</b>	<b>21</b>	<b>40-2.5</b>	<b>0</b>		<b>5</b>				
<b>LSU</b>	<b>16</b>	<b>3225</b>	<b>389-855</b>	<b>.455</b>	<b>95-270</b>	<b>.352</b>	<b>263-367</b>	<b>.717</b>	<b>175</b>	<b>392</b>	<b>567-35.4</b>	<b>243-1</b>	<b>221</b>	<b>204</b>	<b>68</b>	<b>111</b>	<b>1136-71.0</b>	
<b>Opponents</b>	<b>16</b>	<b>3225</b>	<b>400-905</b>	<b>.442</b>	<b>119-316</b>	<b>.377</b>	<b>172-241</b>	<b>.714</b>	<b>150</b>	<b>347</b>	<b>497-31.1</b>	<b>298-8</b>	<b>191</b>	<b>184</b>	<b>46</b>	<b>89</b>	<b>1091-68.2</b>	


Score by Periods	1st	2nd	OT	OT2	Total
<b>LSU</b>	<b>572</b>	<b>556</b>	<b>8</b>	<b>11</b>	<b>36</b>
<b>Opponents</b>	<b>540</b>	<b>546</b>	<b>5</b>	<b>10</b>	<b>91</b>



Brandon Bass

- INTRO
- THIS IS LSU
- TIGERS
- COACHES
- REVIEW**
- PREVIEW
- RECORDS
- HISTORY
- LSU
- MEDIA

- INTRO
- THIS IS LSU
- TIGERS
- COACHES
- REVIEW**
- PREVIEW
- RECORDS
- HISTORY
- LSU
- MEDIA



**Xavier Whipple**



**Darrel Mitchell**

DATE	OPPONENT	SCORE	ATTEND.	LOC	HIGH SCORER	HIGH REBOUNDER
11-19-04@	TULANE	W, 83-59	10,530	H	Glen Davis 16	Glen Davis 13
11-21-04@	LOUISIANA-LAFAYETTE	W, 83-69	9,200	H	Brandon Bass 30	Glen Davis 13
11-24-04	NEW ORLEANS	W, 85-79	8,877	H	Darrel Mitchell 20	Darnell Lazare 7
11-27-04	WEST VIRGINIA	L, 69-84	8,257	H	Tack Minor 17	Brandon Bass 9
12-11-04	NORTHWESTERN STATE	W, 83-74	8,530	H	Brandon Bass 22	Brandon Bass 14
12-13-04	MCNEESE STATE	W, 82-79	7,930	H	Brandon Bass 27	Davis, Bass 7
12-18-04\$	vs. Southern Miss	L, 84-88 (ot)	5,112	N	Glen Davis 27	Brandon Bass 11
12-21-04	@ Houston	L, 72-81	5,302	A	Brandon Bass 22	Brandon Bass 15
12-30-04&	vs. Florida State	W, 67-50	4,527	N	Tack Minor 23	Antonio Hudson 8
1-3-05	@ Utah	L, 55-69	9,298	H	Brandon Bass 17	Brandon Bass 9
1-8-05*	@ Alabama	L, 58-73	11,558	A	Glen Davis 13	Glen Davis 7
1-12-05*	SOUTH CAROLINA	W, 79-64	7,892	H	Glen Davis 28	Glen Davis 14
1-15-05	OHIO STATE	W, 113-101 (2ot)	8,943	H	Darrel Mitchell 32	Glen Davis 11
1-19-05*	ARKANSAS	W, 66-63 (ot)	9,577	H	Glen Davis 26	Glen Davis 18
1-22-05*	@ Kentucky	L, 58-89	23,073	A	Brandon Bass 14	Glen Davis 12
1-26-05*	OLE MISS	W, 70-60	9,036	H	Darrel Mitchell 16	Brandon Bass 11
1-29-05*	MISSISSIPPI STATE	W, 69-62	10,268	H	Brandon Bass 26	Brandon Bass 11
2-2-05*	@ Georgia	W, 95-79	5,521	A	Antonio Hudson 26	Brandon Bass 11
2-5-05*	@ Tennessee	L, 55-77	13,003	A	Glen Davis 17	Glen Davis 13
2-9-05*	AUBURN	W, 90-69	8,622	H	Mitchell, Minor 17	Brandon Bass 6
2-12-05*	@ Arkansas	L, 62-65	20,273	A	Minor, Bass 14	Bass, Davis 7
2-16-05*	@ Mississippi State	W, 80-72	9,637	A	Brandon Bass 21	Brandon Bass 17
2-19-05*	FLORIDA	W, 77-73	10,427	H	Brandon Bass 27	Glen Davis 8
2-22-05*	ALABAMA	W, 61-59	11,339	H	Tack Minor 16	Glen Davis 13
2-26-05*	@ Auburn	W, 77-64	4,269	A	Brandon Bass 22	Brandon Bass 8
3-3-05*	@ Ole Miss	W, 58-53	4,216	A	Darrel Mitchell 16	Brandon Bass 10
3-5-05*	VANDERBILT	W, 81-69	11,713	H	Antonio Hudson 25	Brandon Bass 14
3-11-05%	vs. Auburn	W, 89-58	22,024	N	Glen Davis 24	Brandon Bass 9
3-12-05%	vs. Kentucky	L, 78-79 (ot)	24,214	N	Antonio Hudson 21	Brandon Bass 13
3-17-05#	vs. UAB	L, 68-82	11,894	N	Brandon Bass 25	Brandon Bass 12

@ -- LSU Louisiana Classic -- Baton Rouge  
 \$ -- At Biloxi, Miss.  
 & -- Nokia Sugar Bowl Classic -- New Orleans (Arena)  
 \* -- Southeastern Conference Game  
 % -- SEC Tournament -- Atlanta, Ga. (Georgia Dome)  
 # -- NCAA Tournament First Round -- Boise, Idaho



## Individual Superlatives

### Points

- 32 - Darrel Mitchell, vs. Ohio State (1/15/05)  
 30 - Brandon Bass, vs. Louisiana Lafayette (11/21/04)  
 29 - Brandon Bass, vs. Ohio State (1/15/05)  
 28 - Glen Davis, vs. South Carolina (1/12/05)  
 27 - Brandon Bass, vs. Florida Gators (2/19/05)  
 27 - Glen Davis, vs. Southern Miss (12/18/04)  
 27 - Brandon Bass, vs. McNeese State (12/13/04)

### Field Goals Made

- 12 - Brandon Bass, vs. Ohio State (1/15/05)  
 12 - Glen Davis, vs. South Carolina (1/12/05)  
 11 - Brandon Bass, vs. Miss. State (1/29/05)  
 11 - Brandon Bass, vs. Louisiana Lafayette (11/21/04)  
 10 - Brandon Bass, vs. McNeese State (12/13/04)

### Field Goal Attempts

- 22 - Brandon Bass, vs. Ohio State (1/15/05)  
 19 - Glen Davis, vs. Southern Miss (12/18/04)  
 18 - Tack Minor, vs. Florida State (12/30/04)  
 17 - Glen Davis, vs. South Carolina (1/12/05)  
 16 - Glen Davis, vs. UAB (3/17/05)  
 16 - Glen Davis, vs. Ohio State (1/15/05)

### Field Goal Percentage (Min. 5 made)

- 1.000 (7-7) - Glen Davis, at Auburn (2/26/04)  
 .917 (11-12) - Brandon Bass, vs. Louisiana Lafayette (11/21/04)  
 .857 (6-7) - Brandon Bass, vs. Southern Miss (12/18/04)  
 .818 (9-11) - Glen Davis, vs. Auburn (3/11/05)  
 .800 (8-10) - Brandon Bass, vs. UAB (3/17/05)  
 .800 (8-10) - Brandon Bass, vs. Florida (2/19/05)

### 3 PT Field Goals Made

- 6 - Antonio Hudson, vs. Louisiana Lafayette (11/21/04)  
 5 - Antonio Hudson, vs. Auburn (3/11/05)  
 5 - Antonio Hudson, vs. Vanderbilt (3/05/05)  
 5 - Darrel Mitchell, vs. South Carolina (1/12/05)  
 5 - Tack Minor, vs. Florida State (12/30/04)

### 3 PT Field Goal Attempts

- 10 - Antonio Hudson, vs. UAB (3/17/05)  
 10 - Tack Minor, at Utah (1/03/05)  
 9 - Darrel Mitchell, vs. UAB (3/17/05)  
 9 - Darrel Mitchell, at Kentucky (1/22/05)  
 9 - Tack Minor, vs. Florida State (12/30/04)  
 9 - Darrel Mitchell, vs. Northwestern State (12/11/04)  
 9 - Darrel Mitchell, vs. West Virginia (11/27/04)

### 3 PT Field Goal Pct. (Min. 4 made)

- 1.000 (6-6) - Antonio Hudson, vs. Louisiana Lafayette (11/21/04)  
 .800 (4-5) - Darrel Mitchell, at Ole Miss (3/3/05)  
 .714 (5-7) - Antonio Hudson, vs. Auburn (3/11/05)  
 .714 (5-7) - Antonio Hudson, vs. Vanderbilt (3/5/05)  
 .667 (4-6) - Darrel Mitchell, vs. UNO (11/24/04)

### Free Throws Made

- 12 - Darrel Mitchell, vs. Ohio State (1/15/05)  
 10 - Brandon Bass, vs. Florida (2/19/05)  
 10 - Glen Davis, vs. Arkansas (1/19/05)  
 10 - Brandon Bass, vs. Northwestern State (12/11/04)  
 9 - Brandon Bass, vs. UAB (3/17/05)  
 9 - Brandon Bass, at Ole Miss (3/3/05)  
 9 - Glen Davis, vs. Southern Miss (12/18/04)

### Free Throw Attempts

- 14 - Brandon Bass, at Arkansas (2/12/05)  
 13 - Brandon Bass, vs. Florida (2/19/05)  
 13 - Darrel Mitchell, vs. Ohio State (1/15/05)  
 12 - Brandon Bass, vs. UAB (3/17/05)  
 12 - Brandon Bass, at Ole Miss (3/3/05)

### Free Throw Pct. (min. 7 made)

- 1.000 (8-8) - Brandon Bass, vs. Louisiana Lafayette (11/21/04)  
 1.000 (7-7) - Darrel Mitchell, vs. Florida (2/19/05)  
 .923 (12-13) - Darrel Mitchell, vs. Ohio State (1/15/05)  
 .909 (10-11) - Glen Davis, vs. Arkansas (1/19/05)  
 .909 (10-11) - Brandon Bass, vs. Northwestern State (12/11/04)

### Rebounds

- 18 - Glen Davis, vs. Arkansas (1/19/05)  
 17 - Brandon Bass, at Mississippi State (2/16/05)  
 15 - Brandon Bass, at Houston (12/21/04)  
 14 - Brandon Bass, vs. Vanderbilt (3/5/05)  
 14 - Glen Davis, vs. South Carolina (1/12/05)  
 14 - Brandon Bass, vs. Northwestern State (12/11/04)

### Assists

- 10 - Tack Minor, vs. Ohio State (1/15/05)  
 10 - Tack Minor, vs. New Orleans (11/24/04)  
 9 - Tack Minor, vs. Florida State (12/30/04)  
 8 - Tack Minor, vs. Northwestern State (12/11/04)  
 7 - Darrel Mitchell, at Auburn (2/26/04)  
 7 - Tack Minor, at Mississippi State (2/16/05)  
 7 - Tack Minor, at Georgia (2/2/05)  
 7 - Darrel Mitchell, vs. Mississippi State (1/29/05)

### Steals

- 7 - Darrel Mitchell, vs. Louisiana Lafayette (11/21/04)  
 4 - Darrel Mitchell, at Auburn (2/26/04)  
 4 - Tack Minor, at Auburn (2/26/04)  
 4 - Darrel Mitchell, at Mississippi State (2/16/05)  
 3 - 16 times (Minor 6; Mitchell 6; Hudson 2; Bass 1; Davis 1)

### Blocked Shots

- 6 - Brandon Bass, at Houston (12/21/04)  
 5 - Brandon Bass, vs. Mississippi State (1/29/05)  
 5 - Brandon Bass, vs. Ole Miss (1/26/05)  
 4 - Brandon Bass, at Arkansas (2/12/05)  
 3 - Glen Davis, vs. Kentucky (3/12/05)  
 3 - Glen Davis, vs. Vandy (3/05/05)  
 3 - Brandon Bass, vs. Mississippi State (2/16/05)  
 3 - Brandon Bass, vs. Arkansas (1/19/05)

## Team Superlatives

### Points

- High:** 113 - vs. Ohio State (1/15/05)  
 95 - at Georgia (2/2/05)  
 95 - vs. UNO (11/24/04)  
 90 - vs. Auburn (2/09/05)  
**Low:** 55 - at Utah (1/03/05)  
 55 - at Tennessee (2/05/05)  
 58 - three times

### Field Goals Made

- High:** 38 - vs. Ohio State (1/15/05)  
 36 - vs. UNO (11/24/04)  
 33 - vs. Auburn (2/09/05)  
 32 - vs. Auburn (3/11/05)  
**Low:** 17 - at Ole Miss (3/3/05)  
 19 - at Utah (1/03/05)  
 19 - at Kentucky (1/22/05)  
 20 - at Alabama (1/08/05)

### Field Goal Attempts

- High:** 73 - vs. Ohio State (1/15/05)  
 67 - vs. Kentucky (3/12/05)  
 64 - vs. UAB (3/17/05)  
**Low:** 45 - at Ole Miss (3/03/05)  
 46 - vs. Florida (2/19/05)  
 47 - at Alabama (1/8/05)

### Field Goal Percentage

- High:** .588 (30-51) - vs. South Carolina (1/12/05)  
 .571 (36-63) - vs. UNO (11/24/04)  
 .569 (33-58) - vs. Auburn (2/09/05)  
 .552 (32-58) - vs. Auburn (3/11/05)  
**Low:** .333 (19-57) - at Kentucky (1/22/05)  
 .359 (23-64) - vs. UAB (3/17/05)  
 .367 (22-60) - vs. Arkansas (1/19/05)  
 .378 (17-45) - at Ole Miss (3/3/05)

### 3 PT Field Goals Made

- High:** 11 - vs. Auburn (3/11/05)  
 11 - at Utah (1/3/05)  
 10 - vs. Florida State (12/30/04)  
**Low:** 2 - at Tennessee (2/5/05)  
 3 - vs. Ole Miss (1/26/05)  
 3 - at Mississippi State (2/16/05)

### 3 PT Field Goal Attempts

- High:** 31 - vs. UAB (3/17/05)  
 31 - at Utah (1/3/05)  
 24 - vs. Florida State (12/30/04)  
 23 - vs. West Virginia (11/27/04)  
**Low:** 9 - at Ole Miss (3/3/05)  
 10 - at Tennessee (2/5/05)  
 13 - vs. Ole Miss (1/26/05)

### 3 PT Field Goal Percentage

- High:** .611 (11-18) - vs. Auburn (3/11/05)  
 .529 (9-17) - vs. Auburn (2/9/05)  
 .500 (9-18) - vs. Louisiana Lafayette (11/21/04)  
 .500 (8-16) - vs. Vanderbilt (3/5/05)  
 .500 (8-16) - at Alabama (1/8/04)  
**Low:** .194 (6-31) - vs. UAB (3/17/05)  
 .200 (2-10) - at Tennessee (2/5/05)  
 .200 (3-15) - at Mississippi State (2/16/05)  
 .200 (4-20) - vs. Florida (2/19/05)

### Free Throws Made

- High:** 30 - vs. Northwestern State (12/11/04)  
 29 - vs. Florida (2/19/05)  
 29 - vs. Ohio State (1/15/05)  
 26 - at Georgia (2/2/05)  
**Low:** 6 - at Utah (1/3/05)  
 9 - vs. Florida State (12/30/04)  
 10 - at Alabama (1/8/04)  
 10 - vs. South Carolina (1/12/05)

### Free Throw Attempts

- High:** 40 - vs. Northwestern State (12/11/04)  
 34 - vs. Vanderbilt (3/05/05)  
 34 - vs. Florida (2/19/05)  
**Low:** 7 - at Utah (1/3/05)  
 11 - vs. Florida State (12/30/04)  
 13 - at Alabama (1/08/05)  
 13 - vs. South Carolina (1/12/05)

### Free Throw Percentage

- High:** .953 (29-31) - vs. Ohio State (1/15/05)  
 .857 (6-7) - at Utah (1/3/05)  
 .853 (29-34) - vs. Florida (2/19/05)  
 .850 (17-20) - vs. Arkansas (1/19/05)  
**Low:** .524 (11-21) - vs. Alabama (2/22/05)  
 .565 (13-23) - at Arkansas (2/12/05)  
 .577 (15-26) - vs. McNeese State (12/13/04)

### Rebounds

- High:** 46 - vs. Kentucky (3/12/05)  
 46 - vs. Alabama (2/22/05)  
 45 - vs. Tulane (11/19/04)  
 43 - vs. Ohio State (1/15/05)  
**Low:** 21 - at Utah (1/3/05)  
 28 - vs. Florida (2/19/05)  
 29 - at Alabama (1/8/05)  
 29 - at Arkansas (2/12/05)

### Assists

- High:** 22 - vs. UNO (11/24/04)  
 20 - vs. McNeese (12/13/04)  
 19 - vs. Ohio State (1/15/05)  
 19 - vs. Florida State (12/30/04)  
 19 - vs. Northwestern State (12/11/04)  
**Low:** 6 - vs. Ole Miss (1/26/05)  
 10 - at Kentucky (1/22/05)  
 10 - vs. Kentucky (3/12/05)  
 10 - vs. UAB (3/17/05)

### Steals

- High:** 13 - vs. Louisiana Lafayette (11/21/04)  
 12 - at Auburn (2/26/04)  
 12 - at Miss. State (2/16/05)  
 12 - vs. Ole Miss (1/26/05)  
**Low:** 2 - at Kentucky (1/22/05)  
 3 - vs. West Virginia (11/27/04)  
 3 - at Tennessee (2/5/05)

### Blocked Shots

- High:** 10 - at Houston (12/21/04)  
 7 - at Arkansas (2/12/05)  
 7 - vs. Mississippi State (1/29/05)  
 7 - vs. Ole Miss (1/26/05)  
 7 - vs. Northwestern State (12/11/04)  
**Low:** 0 - vs. South Carolina (1/12/05)  
 1 - vs. Louisiana Lafayette (11/21/04)  
 1 - vs. West Virginia (11/27/04)  
 1 - at Tennessee (2/5/05)

INTRO

THIS IS LSU

TIGERS

COACHES

REVIEW

PREVIEW

RECORDS

HISTORY

LSU

MEDIA



**Tulane (H-W)**

F - Ross Neltner  
 F - Brandon Bass  
 G - Darrel Mitchell  
 G - Antonio Hudson  
 G - Tack Minor

**UL-Lafayette (H-W)**

F - Glen Davis  
 F - Brandon Bass  
 G - Darrel Mitchell  
 G - Antonio Hudson  
 G - Tack Minor

**UNO (H-W)**

F - Glen Davis  
 F - Brandon Bass  
 G - Darrel Mitchell  
 G - Antonio Hudson  
 G - Tack Minor

**West Virginia (H-L)**

F - Glen Davis  
 F - Brandon Bass  
 G - Darrel Mitchell  
 G - Antonio Hudson  
 G - Tack Minor

**Northwestern State (H-W)**

F - Glen Davis  
 F - Brandon Bass  
 G - Darrel Mitchell  
 G - Antonio Hudson  
 G - Tack Minor

**McNeese State (H-W)**

F - Glen Davis  
 F - Brandon Bass  
 G - Darrel Mitchell  
 G - Antonio Hudson  
 G - Tack Minor

**Southern Miss (N-L)**

F - Glen Davis  
 F - Brandon Bass  
 G - Darrel Mitchell  
 G - Antonio Hudson  
 G - Tack Minor

**Houston (A-L)**

F - Glen Davis  
 F - Brandon Bass  
 G - Darrel Mitchell  
 G - Antonio Hudson  
 G - Tack Minor

**Florida State (N-W)**

F - Glen Davis  
 F - Brandon Bass  
 G - Darrel Mitchell  
 G - Antonio Hudson  
 G - Tack Minor

**Utah (A-L)**

F - Glen Davis  
 F - Brandon Bass  
 G - Darrel Mitchell  
 G - Antonio Hudson  
 G - Tack Minor

**Alabama (A-L)**

F - Glen Davis  
 F - Brandon Bass  
 G - Darrel Mitchell  
 G - Antonio Hudson  
 G - Tack Minor

**South Carolina (H-W)**

F - Glen Davis  
 F - Brandon Bass  
 G - Darrel Mitchell  
 G - Antonio Hudson  
 G - Tack Minor

**Ohio State (H-W)**

F - Glen Davis  
 F - Brandon Bass  
 G - Darrel Mitchell  
 G - Antonio Hudson  
 G - Tack Minor

**Arkansas (H-W)**

F - Glen Davis  
 F - Brandon Bass  
 G - Darrel Mitchell  
 G - Antonio Hudson  
 G - Tack Minor

**Kentucky (A-L)**

F - Glen Davis  
 F - Brandon Bass  
 G - Darrel Mitchell  
 G - Antonio Hudson  
 G - Tack Minor

**Ole Miss (H-W)**

F - Glen Davis  
 F - Brandon Bass  
 G - Darrel Mitchell  
 G - Antonio Hudson  
 G - Tack Minor

**Mississippi State (H-W)**

F - Glen Davis  
 F - Brandon Bass  
 G - Darrel Mitchell  
 G - Antonio Hudson  
 G - Tack Minor

**Georgia (A-W)**

F - Glen Davis  
 F - Brandon Bass  
 G - Darrel Mitchell  
 G - Antonio Hudson  
 G - Tack Minor

**Tennessee (A-L)**

F - Glen Davis  
 F - Brandon Bass  
 G - Darrel Mitchell  
 G - Antonio Hudson  
 G - Tack Minor

**Auburn (H-W)**

F - Glen Davis  
 F - Brandon Bass  
 G - Darrel Mitchell  
 G - Antonio Hudson  
 G - Tack Minor

**Arkansas (A-L)**

F - Glen Davis  
 F - Brandon Bass  
 G - Darrel Mitchell  
 G - Antonio Hudson  
 G - Tack Minor

**Mississippi State (A-W)**

F - Glen Davis  
 F - Brandon Bass  
 G - Darrel Mitchell  
 G - Antonio Hudson  
 G - Tack Minor

**Florida (H-W)**

F - Glen Davis  
 F - Brandon Bass  
 G - Darrel Mitchell  
 G - Antonio Hudson  
 G - Tack Minor

**Alabama (H-W)**

F - Glen Davis  
 F - Brandon Bass  
 G - Darrel Mitchell  
 G - Antonio Hudson  
 G - Tack Minor

**Auburn (A-W)**

F - Glen Davis  
 F - Brandon Bass  
 G - Darrel Mitchell  
 G - Antonio Hudson  
 G - Tack Minor

**Ole Miss (A-W)**

F - Glen Davis  
 F - Brandon Bass  
 G - Darrel Mitchell  
 G - Antonio Hudson  
 G - Tack Minor

**Vanderbilt (H-W)**

F - Glen Davis  
 F - Brandon Bass  
 G - Darrel Mitchell  
 G - Antonio Hudson  
 G - Tack Minor

**Auburn (SECT-W)**

F - Glen Davis  
 F - Brandon Bass  
 G - Darrel Mitchell  
 G - Antonio Hudson  
 G - Tack Minor

**Kentucky (SECT-L)**

F - Glen Davis  
 F - Brandon Bass  
 G - Darrel Mitchell  
 G - Antonio Hudson  
 G - Tack Minor

**UAB (NCAA T-L)**

F - Glen Davis  
 F - Brandon Bass  
 G - Darrel Mitchell  
 G - Antonio Hudson  
 G - Tack Minor

**LINEUP RECORDS**

1-0

F - Ross Neltner  
 F - Brandon Bass  
 G - Darrel Mitchell  
 G - Antonio Hudson  
 G - Tack Minor

19-10

F - Glen Davis  
 F - Brandon Bass  
 G - Darrel Mitchell  
 G - Antonio Hudson  
 G - Tack Minor



Antonio Hudson

INTRO
THIS IS LSU
TIGERS
COACHES
REVIEW
PREVIEW
RECORDS
HISTORY
LSU
MEDIA

- INTRO
- THIS IS LSU
- TIGERS
- COACHES
- REVIEW
- PREVIEW
- RECORDS
- HISTORY
- LSU
- MEDIA



**ANTONIO Hudson**  
6-6 • Forward  
Grambling, La.

2005 All-SEC Tournament  
2004 LSU Louisiana Classic All-Tournament  
2002 All-SEC Tournament


**SENIOR SEASON (2004-05)**

Started all 30 games, averaging 13.1 points, 3.2 rebounds and 1.9 assists per game ... Averaged 36.2 minutes per game ... Made 64 treys during the season and 174 for his career, fifth most all-time at LSU ... Scored 1,269 career points (10.2 career scoring average), 24th all-time at LSU ... Career minutes played of 3,734, an average of 30.1 minutes per game ... Career minutes is sixth best at LSU ... Earned LSU Louisiana Classic All-Tournament honors after hitting six-of-six treys in the championship game against Louisiana-Lafayette (11-21) ... Career high of 26 vs. Georgia (2-2), had 25 in home finale versus Vanderbilt (3-5) ... Continued his career strong play in SEC Tournament games in the Georgia Dome, scoring 21 against both Auburn (3-11) and Kentucky (3-12).



**Hudson's Year-by-Year Stats**

YEAR	GS-GS	MIN/AVG	FG-FGA	PCT.	3FG-FGA	PCT.	FT-FTA	PCT.	REB.	AVG.	PF-FO	A	TO	BLK	STL	PTS-AVG.
01-02	34-16	957/28.1	124-288	.431	43-111	.387	60-91	.659	113	3.3	55-1	53	52	11	42	351/10.3
02-03	32-16	806/25.2	86-213	.404	27-89	.303	40-59	.678	94	2.9	65-0	62	45	12	42	239/7.5
03-04	28-21	885/31.6	95-241	.394	40-115	.348	56-90	.622	109	3.9	62-2	53	49	6	25	286/10.2
04-05	30-30	1086/36.2	138-306	.451	64-162	.395	53-80	.663	95	3.2	62-0	58	47	10	30	393/13.1
<b>Totals</b>	<b>124-83</b>	<b>3734/30.1</b>	<b>443-1048</b>	<b>.423</b>	<b>174-477</b>	<b>.365</b>	<b>209-320</b>	<b>.653</b>	<b>411</b>	<b>3.3</b>	<b>244-3</b>	<b>226</b>	<b>193</b>	<b>39</b>	<b>139</b>	<b>1269/10.2</b>



**XAVIER Whipple**  
6-2 • Guard  
McIntyre, Ga.

**SENIOR SEASON (2004-05)**

Played in all 30 games, averaging 2.1 points per game, 1.7 rebounds and 2.3 assists per game ... Had 70 assists and just 32 turnovers this season, 209 assists and 132 turnovers for his four-year, 98-game career ... Averaged 18.9 minutes per game this season ... Started 39 games in his career ... Whether starting or coming off the bench, proved to be a steady influence to the Tigers team when he was in the game ... 11 games of four assists or more ... Made all three field goal attempts and had seven points in team's win at home over Mississippi State (1-29).



**Whipple's Year-by-Year Stats**

YEAR	GS-GS	MIN/AVG	FG-FGA	PCT.	3FG-FGA	PCT.	FT-FTA	PCT.	REB.	AVG.	PF-FO	A	TO	BLK	STL	PTS-AVG.
01-02	18-0	104/5.8	5-15	.333	1-6	.167	3-5	.600	12	0.7	9-0	12	9	0	3	14/0.8
02-03	21-13	320/15.2	20-38	.525	5-14	.357	12-18	.667	26	1.2	23-0	39	29	2	8	57/2.7
03-04	29-26	718/24.8	36-108	.333	12-50	.240	36-47	.766	69	2.4	44-0	88	62	6	17	120/4.1
04-05	30-0	568/18.9	22-53	.415	9-28	.321	10-17	.588	50	1.7	33-0	70	32	2	15	63/2.1
<b>Totals</b>	<b>98-39</b>	<b>1710/17.4</b>	<b>83-214</b>	<b>.388</b>	<b>27-98</b>	<b>.276</b>	<b>61-87</b>	<b>.701</b>	<b>157</b>	<b>1.6</b>	<b>109-0</b>	<b>209</b>	<b>132</b>	<b>10</b>	<b>43</b>	<b>254/2.6</b>



**PAUL Wolfert**  
6-10 • Forward  
Burr Ridge, Ill.

**SENIOR SEASON (2004-05)**

Played in 13 games his senior season, a total of 21 minutes ... Scored his points against Auburn in the SEC Tournament ... Averaged 0.2 points per game, 0.2 rebounds per game ... Redshirted his freshman year, played three seasons, graduating after four years in school ... In career played 22 games, averaging 0.5 points per game and 0.2 rebounds ... Made 4-of-8 career field goals.



2005 SEC Academic Honor Roll  
2004 SEC Academic Honor Roll

**Wolfert's Year-by-Year Stats**

YEAR	GS-GS	MIN/AVG	FG-FGA	PCT.	3FG-FGA	PCT.	FT-FTA	PCT.	REB.	AVG.	PF-FO	A	TO	BLK	STL	PTS-AVG.
02-03	6-0	9/1.5	1-1	1.000	0-0	.000	3-4	.750	0	0.0	0-0	1	0	0	0	5/0.8
03-04	3-0	6/2.0	2-2	1.000	1-1	1.000	0-0	.000	1	0.3	0-0	0	1	0	0	5/1.7
04-05	13-0	21/1.6	1-5	.200	0-3	.000	0-0	.000	3	0.2	2-0	1	3	1	1	2/0.2
<b>Totals</b>	<b>22-0</b>	<b>36/1.6</b>	<b>4-8</b>	<b>.500</b>	<b>1-4</b>	<b>.250</b>	<b>3-4</b>	<b>.750</b>	<b>4</b>	<b>0.2</b>	<b>2-0</b>	<b>2</b>	<b>4</b>	<b>1</b>	<b>1</b>	<b>12/0.5</b>



**JOSH Maravich**  
6-3 • Guard  
Covington, La.

**SENIOR SEASON (2004-05)**

Redshirted his freshman year, electing to finish his career after four years with the players he came in with ... Played in four games his senior year, 13 in his career ... Averaged 0.3 points per game.



**Maravich's Year-by-Year Stats**

YEAR	GS-GS	MIN/AVG	FG-FGA	PCT.	3FG-FGA	PCT.	FT-FTA	PCT.	REB.	AVG.	PF-FO	A	TO	BLK	STL	PTS-AVG.
Year	GS-GS	Min/Avg	FG-FGA	Pct.	3FG-FGA	Pct.	FT-FTA	Pct.	Reb.	Avg.	PF-FO	A	TO	Blk	Stl	Pts-Avg.
02-03	7-0	10/1.4	2-2	1.000	0-0	.000	0-0	.000	0	0.0	1-0	0	2	0	0	4/0.6
03-04	2-0	1/0.5	0-0	.000	0-0	.000	0-0	.000	0	0.0	0-0	0	0	0	0	0/0.0
04-05	4-0	5/1.3	0-1	.000	0-1	.000	0-0	.000	0	0.0	1-0	0	1	0	0	0/0.0
<b>Totals</b>	<b>13-0</b>	<b>16/1.2</b>	<b>2-3</b>	<b>.667</b>	<b>0-1</b>	<b>.000</b>	<b>0-0</b>	<b>.000</b>	<b>0</b>	<b>0.0</b>	<b>2-0</b>	<b>0</b>	<b>3</b>	<b>0</b>	<b>0</b>	<b>4/0.3</b>

## 2004-05 Final SEC Standings

WESTERN DIVISION	SEC	PCT.	OVERALL	PCT.
<b>LSU#</b>	<b>12-4</b>	<b>.750</b>	<b>20-10</b>	<b>.667</b>
Alabama#	12-4	.750	24-8	.750
Mississippi State	9-7	.563	23-11	.676
Arkansas	6-10	.375	18-12	.600
Ole Miss	4-12	.250	14-17	.452
Auburn	4-12	.250	14-17	.452
EASTERN DIVISION	SEC	PCT.	OVERALL	PCT.
Kentucky^!	14-2	.875	28-6	.824
Florida@	12-4	.750	24-8	.750
Vanderbilt	8-8	.500	20-14	.588
South Carolina*	7-9	.438	20-13	.606
Tennessee	6-10	.375	14-17	.452
Georgia	2-14	.125	8-20	.286

\*NIT Champions

^Eastern Division Champions

#Western Division Co-Champions

!SEC Champions

@SEC Tournament Champions

## SEC Players of the Week

Nov. 11-14	Todd Abernethy, Ole Miss
Nov. 15-21	Ian Young, Auburn
Nov. 22-28	Carlos Powell, South Carolina
Nov. 29-Dec. 5	Kennedy Winston, Alabama
Dec. 6-12	Levi Stukes, Georgia
Dec. 13-19	Patrick Sparks, Kentucky
Dec. 20-26	Lawrence Roberts, Mississippi State
Dec. 27-Jan. 2	Lawrence Roberts, Mississippi State
Jan. 3-9	Mario Moore, Vanderbilt
Jan. 10-16	Anthony Roberson, Florida
Jan. 17-23	Kennedy Winston, Alabama
<b>Jan. 24-30</b>	<b>Brandon Bass, LSU</b>
Jan. 31-Feb. 6	Frank Tolbert, Auburn
Feb. 7-13	Jonathon Modica, Arkansas
<b>Feb. 14-20</b>	<b>Brandon Bass, LSU</b>
Feb. 21-27	Patrick Sparks, Kentucky
Feb. 28-March 6	Kennedy Winston, Alabama

## 2004-05 Attendance Figures

TEAM	GMS	TOTAL	AVG	LARGEST CROWD/OPP.
Kentucky	15	337,796	22,520	24,367/Kansas
Arkansas	16	252,608	15,788	20,273/LSU
Tennessee	16	195,609	12,225	16,183/Kentucky
Alabama	15	164,373	10,958	15,316/twice
Florida	16	165,600	10,350	12,602/Kentucky
South Carolina	19	192,816	10,148	17,828/Clemson
Vanderbilt	19	191,678	10,088	14,316/Kentucky
<b>LSU</b>	<b>15</b>	<b>141,139</b>	<b>9,409</b>	<b>11,713/Vanderbilt</b>
Mississippi State	13	103,031	7,925	10,432/Alabama
Georgia	16	99,074	6,192	9,014/Kentucky
Auburn	15	68,880	4,592	10,127/Alabama
Mississippi	15	63,432	4,229	8,451/Kentucky

## POSTSEASON TOURNAMENTS

## Postseason Results

2005 SEC Tournament  
Atlanta, Ga. -- Georgia Dome  
FIRST ROUND

Ole Miss 53, South Carolina 52  
Mississippi State 76, Georgia 65  
Tennessee 65, Arkansas 46  
Auburn 77, Vanderbilt 73

## QUARTERFINALS

Alabama 69, Ole Miss 52  
Florida 80, Mississippi State 64  
Kentucky 76, Tennessee 62  
LSU 89, Auburn 58

## SEMIFINALS

Florida 68, Alabama 62  
Kentucky 79, LSU 78 (ot)

## FINALS

Florida 70, Kentucky 53

## NCAA TOURNAMENT RESULTS

## Austin Region

1st round -- Kentucky 72, Eastern Kentucky 64  
1st round -- Mississippi State 93, Stanford 70  
2nd round -- Kentucky 69, Cincinnati 60  
2nd round -- Duke 63, Mississippi State 55  
Reg. Semis -- Kentucky 62, Utah 52  
Reg. Finals -- Michigan State 94, Kentucky 88 (2ot)

## Syracuse Region

1st Round - Florida 67, Ohio 62  
2nd Round - Villanova 76, Florida 65

## Chicago Region

1st Round - Wisconsin-Milwaukee 83, Alabama 73  
1st Round - UAB 82, LSU 68

## NIT Results

1st Round -- South Carolina 69, Miami (Fla.) 67  
1st Round -- Vanderbilt 67, Indiana 60  
2nd Round -- Vanderbilt 65, Wichita State 63  
2nd Round -- South Carolina 77, UNLV 66  
Quarterfinals -- Memphis 81, Vanderbilt 68  
Quarterfinals -- South Carolina 69, Georgetown 66  
Semifinals -- South Carolina 75, Maryland 67  
Championship -- South Carolina 60, St. Joseph's 57



INTRO

THIS IS LSU

TIGERS

COACHES

REVIEW

PREVIEW

RECORDS

HISTORY

LSU

MEDIA

INTRO
THIS IS LSU
TIGERS
COACHES
REVIEW
PREVIEW
RECORDS
HISTORY
LSU
MEDIA

## Coaches All-SEC Team

### FIRST TEAM

Earnest Shelton, Alabama  
 Kennedy Winston, Alabama #  
 Ronnie Brewer, Arkansas  
 David Lee, Florida  
 Anthony Roberson, Florida #  
 Chuck Hayes, Kentucky  
**Brandon Bass, LSU #**  
 Lawrence Roberts, Mississippi State

### SECOND TEAM

Chuck Davis, Alabama  
 Matt Walsh, Florida  
 Kelenna Azubuike, Kentucky  
 Patrick Sparks, Kentucky  
**Glen Davis, LSU**  
 Shane Power, Mississippi State  
 Carlos Powell, South Carolina  
 Corey Smith, Vanderbilt

### SEC ALL-FRESHMAN TEAM

Ronald Steele, Alabama #  
 Darian Townes, Arkansas #  
 Toney Douglas, Auburn #  
 Corey Brewer, Florida  
 Rajon Rondo, Kentucky #  
**Glen Davis, LSU #**  
 Chris Lofton, Tennessee  
 Shan Foster, Vanderbilt

### SEC COACH OF THE YEAR

Tubby Smith, Kentucky #

### SEC PLAYER OF THE YEAR

**Brandon Bass, LSU**

### SEC SCHOLAR-ATHLETE OF THE YEAR

**Brandon Bass, LSU**

### SEC FRESHMAN OF THE YEAR

**Glen Davis, LSU**

### SEC SIXTH MAN OF THE YEAR

Todd Abernethy, Ole Miss

### SEC DEFENSIVE PLAYER OF THE YEAR

Chuck Hayes, Kentucky

## AP All-SEC Teams

### FIRST TEAM

Kennedy Winston, Alabama  
 Anthony Roberson, Florida  
 Chuck Hayes, Kentucky  
**Brandon Bass, LSU #**  
 Lawrence Roberts, Mississippi State #

### SECOND TEAM

Earnest Shelton, Alabama  
 Ronnie Brewer, Arkansas  
 Kelenna Azubuike, Kentucky  
**Glen Davis, LSU**  
 David Lee, Florida

### THIRD TEAM

Jermareo Davidson, Alabama  
 Chuck Davis, Alabama  
 Ronald Steele, Alabama  
 Toney Douglas, Auburn  
 Patrick Sparks, Kentucky  
 Carlos Powell, South Carolina

### SEC COACH OF THE YEAR

Tubby Smith, Kentucky

### SEC PLAYER OF THE YEAR

**Brandon Bass, LSU**

### SEC NEWCOMER OF THE YEAR

**Glen Davis, LSU**

## SEC Academic Honor Roll

### ARKANSAS

Preston Cranford, Sophomore, General Business

### AUBURN

Brett Howell, Junior, Accounting

### FLORIDA

Lee Humphrey, Sophomore, Teaching/Physical Ed.  
 David Lee, Senior, Sociology

### GEORGIA

Jonathan McAuley, Junior, Business Education  
 Steve Newman, Sophomore, Business  
 Joseph Waldrop, Sophomore, Drama  
 Julian Williams, Senior, Risk Management & Insurance

### KENTUCKY

Kelenna Azubuike, Junior, Business  
 Josh Carrier, Junior, Business  
 Ravi Moss, Junior, Communications  
 Robert Perry, Sophomore, Business

### LSU

Brandon Bass, Sophomore, Undeclared  
 Darrel Mitchell, Junior, Kinesiology  
 Ross Neltner, Sophomore, Finance  
 Paul Wolfert, Senior, Finance

### OLE MISS

Todd Abernethy, Sophomore, Business

### MISSISSIPPI STATE

Billy Begley, Sophomore, Business Management  
 Michael Boler, Junior, Biological Sciences  
 Wesley Morgan, Senior, Physical Education  
 Shane Power, Senior, Sports Administration  
 Piotr Stelmach, Sophomore, Physical Education

### SOUTH CAROLINA

John Chappell, Senior, International Business  
 Jon Land, Senior, Finance  
 Carlos Powell, Senior, Sociology

### TENNESSEE

Jordan Howell, Sophomore, Arts & Sciences  
 Fred Smithwick, Senior, Sport Management

### VANDERBILT

Dan Cage, Soph., Human/Organizational Development  
 Jason Holwerda, Senior, Human/Organizational Development  
 Dawid Przybyszewski, Senior, German  
 Ted Skuchas, Senior, Computer Engineering

## SEC Freshman Academic Honor Roll

### ALABAMA

Ronald Steele, Education

### ARKANSAS

Steven Hill, Business

### FLORIDA

Jack Berry, Finance  
 Corey Brewer, Humanities & Letters  
 Alfred Horford, Social & Behavioral Sciences

### GEORGIA

David Bliss, Political Science  
 Alexander Evans, Business  
 Younes Idrissi, International Business  
 Matthew Womack, Biology

### LSU

Glen Davis, Undeclared  
 David Fleshman, Undeclared  
 Garrett Temple, Undeclared

### SOUTH CAROLINA

Stephen K. McDowell Jr., Finance

## SEC All-Tournament Team

Matt Walsh, Florida (MVP)  
 Kelenna Azubuike, Kentucky  
 David Lee, Florida  
**Brandon Bass, LSU**  
**Antonio Hudson, LSU**

## NABC All-District Teams

### DISTRICT 6

#### FIRST TEAM

Earnest Shelton, Alabama  
 Kennedy Winston, Alabama  
 Anthony Roberson, Florida  
 Lawrence Roberts, Mississippi State

### SECOND TEAM

Chuck Davis, Alabama  
 Toney Douglas, Auburn  
 Davis Lee, Florida

### DISTRICT 7

#### FIRST TEAM

Chuck Hayes, Kentucky

### SECOND TEAM

Kelenna Azubuike, Kentucky  
 Brandon Crump, Tennessee  
 Scooter McFadgon, Tennessee

### DISTRICT 8

#### FIRST TEAM

**Brandon Bass, LSU**

### SECOND TEAM

**Glen Davis, LSU**

### DISTRICT 9

#### FIRST TEAM

Ronnie Brewer, Arkansas

## USBWA All-District Teams

### DISTRICT 4

#### COACH OF THE YEAR

Tubby Smith

Earnest Shelton, Alabama  
 Kennedy Winston, Alabama  
 Anthony Roberson, Florida  
 Chuck Hayes, Kentucky  
 Lawrence Roberts, Mississippi State

### DISTRICT 7

Ronnie Brewer, Arkansas

**Brandon Bass, LSU**

## SEC All-Americans

### ASSOCIATED PRESS

#### HONORABLE MENTION

Kennedy Winston, Alabama  
 Anthony Roberson, Florida  
 Chuck Hayes, Kentucky  
**Brandon Bass, LSU**  
 Lawrence Roberts, Mississippi State

## COLLEGEINSIDER.COM ALL-AMERICA

Lawrence Roberts, Mississippi State

### FRESHMAN

#### Glen Davis, LSU

Toney Douglas, Auburn

## RIVALSCOM ALL-AMERICAN

### HONORABLE MENTION

Lawrence Roberts, Mississippi State

### FRESHMAN FIRST TEAM

**Glen Davis, LSU**

### FRESHMAN THIRD TEAM

Toney Douglas, Auburn  
 Rajon Rondo, Kentucky  
 Chris Lofton, Tennessee

## ESPN ACADEMIC ALL-DISTRICT

### DISTRICT 6

**Brandon Bass, LSU**

Shane Power, Mississippi State

## BASKETBALL TIMES ALL-FRESHMAN

### SECOND TEAM

#### Glen Davis, LSU

Toney Douglas, Auburn

# Unanimous Selection

INTRO
THIS IS LSU
TIGERS
COACHES
REVIEW
PREVIEW
RECORDS
HISTORY
LSU
MEDIA

**Scoring Offense**

TEAM	G	PTS.	AVG.
Florida	32	2438	76.2
Alabama	32	2426	75.8
<b>LSU</b>	<b>30</b>	<b>2257</b>	<b>75.2</b>
Kentucky	34	2503	73.6
Miss. State	34	2466	72.5
Arkansas	30	2147	71.6
Vanderbilt	34	2420	71.2
Auburn	31	2191	70.7
Tennessee	31	2138	69.0
South Carolina	33	2263	68.6
Ole Miss	31	1979	63.8
Georgia	28	1683	60.1

**Scoring Defense**

TEAM	G	PTS.	AVG.
Kentucky	34	2127	62.6
Arkansas	30	1885	62.8
Florida	32	2020	63.1
Ole Miss	31	1988	64.1
South Carolina	33	2132	64.6
Vanderbilt	34	2208	64.9
Alabama	32	2083	65.1
Miss. State	34	2245	66.0
Georgia	28	1898	67.8
Tennessee	31	2135	68.9
<b>LSU</b>	<b>30</b>	<b>2142</b>	<b>71.4</b>
Auburn	31	2332	75.2

**Scoring Margin**

TEAM	G	OFF	DEF	MARGIN
Florida	32	76.2	63.1	+13.1
Kentucky	34	73.6	62.6	+11.1
Alabama	32	75.8	65.1	+10.7
Arkansas	30	71.6	62.8	+8.7
Miss. State	34	72.5	66.0	+6.5
Vanderbilt	34	71.2	64.9	+6.2
South Carolina	33	68.6	64.6	+4.0
<b>LSU</b>	<b>30</b>	<b>75.2</b>	<b>71.4</b>	<b>+3.8</b>
Tennessee	31	69.0	68.9	+0.1
Ole Miss	31	63.8	64.1	-0.3
Auburn	31	70.7	75.2	-4.5
Georgia	28	60.1	67.8	-7.7

**Field Goal Percentage**

TEAM	G	FG	FGA	PCT.
Alabama	32	819	1694	.483
Florida	32	844	1751	.482
Kentucky	34	901	1940	.464
Vanderbilt	34	861	1856	.464
South Carolina	33	852	1843	.462
<b>LSU</b>	<b>30</b>	<b>776</b>	<b>1690</b>	<b>.459</b>
Arkansas	30	773	1692	.457
Tennessee	31	763	1677	.455
Ole Miss	31	739	1651	.448
Miss. State	34	870	1958	.444
Auburn	31	757	1794	.422
Georgia	28	585	1480	.395

**Field Goal Pct. Defense**

TEAM	G	FG	FGA	PCT.
Alabama	32	770	1900	.405
Kentucky	34	749	1848	.405
Miss. State	34	819	2001	.409
Florida	31	715	1745	.410
Arkansas	30	653	1591	.410
South Carolina	33	753	1810	.416
Vanderbilt	34	760	1812	.419
<b>LSU</b>	<b>30</b>	<b>776</b>	<b>1746</b>	<b>.444</b>
Tennessee	31	774	1696	.456
Ole Miss	31	667	1459	.457
Georgia	28	675	1462	.462
Auburn	31	837	1788	.468

**Free Throw Percentage**

TEAM	G	FTM	FTA	PCT.
Alabama	32	539	732	.736
<b>LSU</b>	<b>30</b>	<b>500</b>	<b>685</b>	<b>.730</b>
Auburn	31	418	576	.726
Florida	32	506	716	.707
Tennessee	31	390	566	.689
Vanderbilt	34	376	555	.677
Miss. State	34	527	792	.665
Kentucky	34	483	728	.663
Arkansas	30	419	632	.663
Georgia	28	360	568	.634
South Carolina	33	395	644	.613
Ole Miss	31	291	478	.609

**3 PT Field Goal Percentage**

TEAM	G	FG	FGA	PCT.
Alabama	32	249	632	.394
Florida	32	244	626	.390
Vanderbilt	34	322	837	.385
Tennessee	31	222	579	.383
Arkansas	30	182	489	.372
Ole Miss	31	210	579	.363
<b>LSU</b>	<b>30</b>	<b>205</b>	<b>571</b>	<b>.359</b>
Kentucky	34	218	635	.343
Auburn	31	259	755	.343
Miss. State	34	199	590	.337
South Carolina	33	164	505	.325
Georgia	28	153	512	.299

**3 PT Field Goal Pct. Defense**

TEAM	G	FG	FGA	PCT.
Arkansas	30	162	524	.309
Florida	32	179	566	.316
Miss. State	34	229	722	.317
Georgia	28	149	455	.327
Kentucky	34	224	680	.329
South Carolina	33	229	679	.337
Vanderbilt	34	205	598	.343
Auburn	31	227	636	.357
Tennessee	31	216	591	.365
Ole Miss	31	182	480	.379
<b>LSU</b>	<b>30</b>	<b>225</b>	<b>592</b>	<b>.380</b>

**Rebounding Offense**

TEAM	G	REB	AVG.
Miss. State	34	1389	40.9
Florida	32	1186	37.1
Alabama	32	1179	36.8
<b>LSU</b>	<b>30</b>	<b>1097</b>	<b>36.6</b>
Kentucky	34	1197	35.2
South Carolina	33	1138	34.5
Arkansas	30	1022	34.1
Auburn	31	1027	33.1
Vanderbilt	34	1126	33.1
Tennessee	31	1014	32.7
Georgia	28	895	32.0
Ole Miss	31	928	29.9

**Rebounding Defense**

TEAM	G	REB.	AVG.
Ole Miss	31	961	31.0
Florida	32	1003	31.3
Alabama	32	1007	31.5
<b>LSU</b>	<b>30</b>	<b>963</b>	<b>32.1</b>
Miss. State	34	1101	32.4
Arkansas	30	995	33.2
Vanderbilt	34	1130	33.2
Tennessee	31	1032	33.3
Kentucky	34	1155	34.0
South Carolina	33	1143	34.6
Georgia	28	1005	35.9
Auburn	31	1166	37.6

**Rebounding Margin**

TEAM	T AVG.	O AVG.	MARGIN
Miss. State	1389	1101	+8.5
Florida	1186	1003	+5.7
Alabama	1179	1007	+5.4
<b>LSU</b>	<b>1097</b>	<b>963</b>	<b>+4.5</b>
Kentucky	1197	1155	+1.2
Arkansas	1022	995	+0.9
Vanderbilt	1126	1130	-0.1
South Carolina	1138	1143	-0.2
Tennessee	1014	1032	-0.6
Ole Miss	928	961	-1.1
Georgia	895	1005	-3.9
Auburn	1027	1166	-4.5

**Assists**

TEAM	G	ASST.	AVG
Vanderbilt	34	541	15.91
Kentucky	34	509	14.97
Florida	32	475	14.84
<b>LSU</b>	<b>30</b>	<b>442</b>	<b>14.73</b>
Ole Miss	31	455	14.68
Arkansas	30	435	14.50
Alabama	32	453	14.16
Miss. State	34	475	13.97
Tennessee	31	419	13.52
South Carolina	33	438	13.27
Auburn	31	402	12.97
Georgia	28	271	9.68

**Steals**

TEAM	G	STLS.	AVG.
Kentucky	34	311	9.15
Arkansas	30	262	8.73
Ole Miss	31	240	7.74
South Carolina	33	251	7.61
Georgia	28	209	7.46
Auburn	31	228	7.35
Tennessee	31	227	7.32
Florida	32	228	7.13
<b>LSU</b>	<b>30</b>	<b>209</b>	<b>6.97</b>
Miss. State	34	232	6.82
Vanderbilt	34	231	6.79
Alabama	32	164	5.13

**Blocked Shots**

TEAM	G	BLKS	AVG.
Arkansas	30	156	5.20
Florida	32	146	4.56
Alabama	32	143	4.47
Kentucky	34	147	4.32
South Carolina	33	142	4.30
<b>LSU</b>	<b>30</b>	<b>127</b>	<b>4.23</b>
Miss. State	34	114	3.35
Georgia	28	92	3.29
Tennessee	31	98	3.16
Vanderbilt	34	103	3.03
Ole Miss	31	63	2.03
Auburn	31	60	1.94

INTRO
THIS IS LSU
TIGERS
COACHES
<b>REVIEW</b>
PREVIEW
RECORDS
HISTORY
LSU
MEDIA

## Scoring

NAME	G	FGM	3FG	FT	PTS	PPG
1. Kennedy Winston, ALA	32	203	60	107	573	17.9
2. Anthony Roberson, UF	32	193	94	81	561	17.5
<b>3. Brandon Bass, LSU</b>	<b>30</b>	<b>181</b>	<b>12</b>	<b>146</b>	<b>520</b>	<b>17.3</b>
4. Lawrence Roberts, MSU	32	171	12	188	542	16.9
5. Toney Douglas, AU	31	179	62	105	525	16.9
6. Carlos Powell, SC	33	212	6	110	540	16.4
7. Earnest Shelton, ALA	32	164	91	101	520	16.3
8. Ronnie Brewer, ARK	30	171	36	108	486	16.2
9. Levi Stukes, UGA	23	119	47	64	349	15.2
10. Kelenna Azubuike, KY	34	183	47	86	499	14.7
11. Matt Walsh, UF	28	126	69	87	408	14.6
12. Scooter McFadgon, UT	26	125	45	77	372	14.3
13. Chuck Davis, ALA	32	154	2	136	446	13.9
14. David Lee, UF	32	160	0	115	435	13.6
<b>15. Glen Davis, LSU</b>	<b>30</b>	<b>138</b>	<b>3</b>	<b>127</b>	<b>406</b>	<b>13.5</b>

## Rebounding

NAME	G	OFF	DEF	TOT	AVG.
1. Lawrence Roberts, MSU	32	110	241	315	11.0
<b>2. Brandon Bass, LSU</b>	<b>30</b>	<b>82</b>	<b>190</b>	<b>272</b>	<b>9.1</b>
3. David Lee, UF	32	78	210	288	9.0
<b>4. Glen Davis, LSU</b>	<b>30</b>	<b>103</b>	<b>160</b>	<b>263</b>	<b>8.8</b>
5. Jermareo Davidson, ALA	32	71	181	252	7.9
6. Chuck Hayes, UK	34	103	160	263	7.7
7. Chuck Davis, ALA	32	73	143	216	6.8
8. Carlos Powell, SC	33	63	153	216	6.5
9. Al Horford, UF	32	72	137	209	6.5
10. Andre Patterson, UT	31	71	120	191	6.2
11. Quinzel Brown, AUB	31	84	111	185	6.0
12. Brandon Crump, UT	27	59	98	157	5.8
13. Nathan Watson, AUB	31	75	102	177	5.7
14. Kennedy Winston, ALA	32	42	130	172	5.4
15. David Bliss, UGA	28	57	93	150	5.4

## Field Goal Pct. (Min. 5 made per Game)

NAME	G	FG	FGA	PCT.
<b>1. Brandon Bass, LSU</b>	<b>30</b>	<b>181</b>	<b>319</b>	<b>.567</b>
2. Carlos Powell, SC	33	212	400	.530
3. David Lee, UF	32	160	305	.525
4. Kelenna Azubuike, UK	34	183	375	.488
5. Ronnie Brewer, ARK	30	171	360	.475
6. Earnest Shelton, ALA	32	164	350	.469
7. Kennedy Winston, ALA	32	203	440	.461
8. Anthony Roberson, UF	32	193	423	.456
9. Lawrence Roberts, MSU	32	171	382	.448
10. Toney Douglas, AU	31	179	422	.424

## Free Throws Pct. (Min. 2.5 Made Per Game)

NAME	G	FTM	FTA	PCT.
1. Anthony Roberson, UF	32	81	90	.900
2. Ian Young, AUB	30	83	96	.865
<b>3. Darrel Mitchell, LSU</b>	<b>30</b>	<b>77</b>	<b>91</b>	<b>.846</b>
4. Scooter McFadgon, UT	26	77	93	.828
5. Matt Walsh, UF	28	87	106	.821
6. Earnest Shelton, UA	32	101	125	.808
7. Toney Douglas, AUB	31	105	133	.789
8. Chuck Davis, ALA	32	136	173	.786
<b>9. Brandon Bass, LSU</b>	<b>30</b>	<b>146</b>	<b>188</b>	<b>.777</b>
10. Kennedy Winston, ALA	32	107	138	.775

## 3-Point FG Pct. (Min. 1.5 Made Per Game)

NAME	G	3FG	FGA	PCT.
1. Chris Lofton, UT	31	93	200	.465
2. Shan Foster, VANDY	34	69	155	.445
3. Matt Walsh, UF	28	69	162	.426
4. Mario Moore, VANDY	34	77	193	.399
5. Earnest Shelton, ALA	32	91	229	.397
<b>6. Antonio Hudson, LSU</b>	<b>30</b>	<b>64</b>	<b>162</b>	<b>.395</b>
7. Anthony Roberson, UF	32	94	242	.388
8. Patrick Sparks, UK	34	82	218	.376
9. Toney Douglas, AU	31	62	166	.373
10. Winsome Frazier, MSU	26	59	161	.366

## 3-Point FG Made

NAME	G	3FG	AVG.
1. Chris Lofton, UT	31	93	3.00
2. Anthony Roberson, UF	32	94	2.94
3. Earnest Shelton, ALA	32	91	2.84
4. Matt Walsh, UF	28	69	2.46
5. Patrick Sparks, UK	34	82	2.41
6. Ian Young, AUB	30	70	2.33
7. Winsome Frazier, MSU	26	59	2.27
8. Mario Moore, VANDY	34	77	2.26
<b>9. Darrel Mitchell, LSU</b>	<b>30</b>	<b>67</b>	<b>2.23</b>
<b>10. Antonio Hudson, LSU</b>	<b>30</b>	<b>64</b>	<b>2.13</b>

## Assists

NAME	G	ASST.	AVG.
1. Ronald Steele, ALA	32	160	5.00
1. C. J. Watson, UT	31	155	5.00
3. Gary Ervin, MSU	34	160	4.71
<b>4. Tack Minor, LSU</b>	<b>30</b>	<b>137</b>	<b>4.57</b>
5. Eric Ferguson, ARK	30	128	4.27
6. Ian Young, AUB	30	121	4.03
7. Mario Moore, VANDY	34	126	3.71
8. Patrick Sparks, UK	34	122	3.59
9. Tre Kelley, USC	33	118	3.58
10. Rajon Rondo, UK	34	118	3.47

## Steals

NAME	G	STLS	AVG.
1. Rajon Rondo, UK	34	87	2.56
2. Ronnie Brewer, ARK	30	76	2.53
3. Sundiata Gaines, UGA	27	66	2.44
4. C. J. Watson, UT	31	58	1.87
5. Chuck Hayes, UK	34	62	1.82
<b>6. Darrel Mitchell, LSU</b>	<b>30</b>	<b>54</b>	<b>1.80</b>
7. Levi Stukes, UGA	23	41	1.78
8. Eric Ferguson, ARK	30	51	1.70
9. Nathan Watson, AUB	31	52	1.68
10. Lawrence Roberts, MSU	32	50	1.56

## Blocked Shots

NAME	G	BLKS	AVG.
1. Chuck Davis, ALA	32	62	1.94
2. Steven Hill, ARK	30	54	1.80
3. Brandon Wallace, USC	33	55	1.67
<b>4. Brandon Bass, LSU</b>	<b>30</b>	<b>48</b>	<b>1.60</b>
4. Darian Townes, ARK	30	48	1.60
6. Al Horford, UF	32	51	1.59
7. Shagari Alleyne, UK	29	44	1.52
8. Jermareo Davidson, ALA	32	47	1.47
<b>9. Glen Davis, LSU</b>	<b>30</b>	<b>41</b>	<b>1.37</b>
10. Julian Terrell, VU	33	36	1.09



Individual Statistics

Points Per Game	G	FGM	3FG	FT	Pts	PPG
Keydren Clark, St. Peter's	28	230	109	152	721	25.8
Taylor Coppenrath, Vermont	31	271	9	226	777	25.1
Juan Mendez, Niagara	30	221	39	224	705	23.5
Rob Monroe, Quinnipiac	26	173	72	171	589	22.7
Bo McCalebb, New Orleans	30	261	25	132	679	22.6
Ike Diogu, Arizona St.	32	229	18	248	724	22.6
Tim Smith, East Tenn. St.	29	245	59	96	645	22.2
Jose Barea, Northeastern	30	233	68	131	665	22.2
J. J. Redick, Duke	33	202	121	196	721	21.8
Ryan Gomes, Providence	31	247	52	124	670	21.6

Rebounds Per Game	G	Reb.	RPG
Paul Millsap, Louisiana Tech	29	360	12.4
Andrew Bogut, Utah	35	427	12.2
Lance Allred, Weber St.	29	348	12.0
Michael Harris, Rice	31	363	11.7
Dwayne Jones, St. Joseph's	36	418	11.6
Shelden Williams, Duke	33	369	11.2
Wayne Simien, Kansas	26	287	11.0
Lawrence Roberts, Miss. St.	32	351	11.0
Sean May, North Carolina	37	397	10.7
Juan Mendez, Niagara	30	319	10.6

Blocked Shots Per Game	G	Bls	BPG
Deng Gal, Fairfield	30	165	5.5
Shawn James, Northeastern	25	136	5.4
Shelden Williams, Duke	33	122	3.7
Kyle Hines, UNC Greensboro	30	106	3.5
Dwayne Jones, St. Joseph's	36	109	3.0
Yemi Nicholson, Denver	31	92	3.0
Chaz Crawford, Drexel	29	86	3.0
Anthony King, Miami (Fla.)	29	86	3.0
Ronald Alexander, Miss. Valley	28	82	2.9
Josh Boone, Connecticut	31	90	2.9

Team Statistics

Scoring Offense	GM	W-L	PTS	PPG
North Carolina	37	33-4	3257	88.0
Washington	35	29-6	3026	86.5
Wake Forest	33	27-6	2801	84.9
Niagara	30	20-10	2537	84.6
Maryland	32	19-13	2620	81.9
Ga. Southern	31	18-13	2506	80.8
Louisville	38	33-5	3066	80.7
Lamar	29	18-11	2338	80.6
Mercer	28	16-12	2242	80.1
Arizona	37	30-7	2948	79.7

Scoring Defense	GM	W-L	PTS	PPG
Air Force	30	18-12	1629	54.3
Princeton	28	15-13	1521	54.3
Boston U.	29	20-9	1616	55.7
Southeastern La.	33	24-9	1842	55.8
Holy Cross	32	25-7	1817	56.8
Washington St.	28	12-16	1594	56.9
Utah	35	29-6	2005	57.3
Utah St.	32	24-8	1848	57.8
St. Joseph's	36	24-12	2110	58.6
Bucknell	33	23-10	1946	59.0

Scoring Margin	GM	PTS	OPPG	MAR
North Carolina	37	88.0	70.3	17.8
Louisville	38	80.7	64.1	16.6
Illinois	39	77.0	61.1	15.9
Utah State	32	72.3	57.8	14.6
Oklahoma State	33	78.3	65.2	13.1
Florida	32	76.2	63.1	13.1
Michigan State	33	78.5	65.4	13.1
Duke	33	78.2	65.2	13.0
Washington	35	86.5	74.2	12.3
Oklahoma	33	75.2	63.3	11.9

Field Goal Percentage	GM	FGM	FGA	FG%
Utah State	32	851	1621	52.5
Utah	35	837	1628	51.4
Samford	28	616	1223	50.3
Gonzaga	31	856	1702	50.3
North Carolina	37	1128	2260	49.9
Oklahoma State	33	911	1833	49.7
Pacific	31	794	1598	49.7
Texas A&M-Corpus Christi	28	768	1553	49.5
New Mexico	33	855	1733	49.3
Portland State	28	708	1440	49.2

Steals Per Game	G	Stls	SPG
Obie Trotter, Alabama A&M	32	125	3.9
Chakowby Hicks, Norfolk St.	27	91	3.4
Keydren Clark, St. Peter's	28	93	3.3
Hosea Butler, Miss. Valley	28	91	3.3
Eddie Basden, Charlotte	29	93	3.2
Ibrahim Jaaber, Penn	29	85	2.9
DaShawn Freeman, Sac. St.	28	82	2.9
Kevin Hamilton, Holy Cross	32	92	2.9
Damitrus Coleman, Mercer	28	80	2.9
Mardy Collins, Temple	30	85	2.8

Assists Per Game	G	Asts.	APG
Damitrus Coleman, Mercer	28	224	8.0
Will Funn, Portland St.	28	224	8.0
Marcus Williams, Connecticut	31	243	7.8
Walker Russell, Jacksonvill St.	29	211	7.3
Jose Juan Barea, Northeastern	30	218	7.3
Aaron Miles, Kansas	30	216	7.2
Filiberto Rivera, UTEP	32	229	7.2
Javier Mendiburu, Wis-Green Bay	26	184	7.1
Garrett Farha, St. Francis (Pa.)	28	194	6.9
Raymond Felton, N. Carolina	36	249	6.9

Field Goal Percentage	G	FGM	FGA	FG%
Bruce Brown, Hampton	30	178	269	66.2
Nate Harris, Utah St.	32	172	264	65.2
Eric Williams, Wake Forest	33	201	319	63.0
Chad McKnight, Morehead St.	27	155	246	63.0
Aaron Andrews, Morgan St.	28	140	224	62.5
Michael Haney, Eastern Ky.	31	174	279	62.4
Kyle Hines, UNC Greensboro	30	175	282	62.1
Andrew Bogut, Utah	35	281	453	62.0
Carl Landry Purdue	25	160	259	61.8
Quincy Davis, Tulane	28	153	250	61.2

FG Percentage Defense	GM	OFGM	OFGA	Pct.
Boston U.	29	588	1584	37.1
Cincinnati	33	749	2008	37.3
Connecticut	31	761	2011	37.8
Memphis	38	827	2155	38.4
Kansas	30	663	1712	38.7
Nevada	32	727	1872	38.8
Holy Cross	32	604	1554	38.9
Louisville	38	823	2116	38.9
Sam Houston State	30	676	1738	38.9
Syracuse	34	760	1950	39.0
Duke	33	783	2006	39.0
Norfolk St.	27	584	1496	39.0

Free Throw Percentage	GM	FTM	FTA	Pct.
UTEP	35	606	765	79.2
Oklahoma St.	33	521	668	78.0
Michigan St.	33	543	699	77.7
Arizona	37	541	697	77.6
Monmouth	29	420	545	77.1
Army	27	296	385	76.9
Duquesne	30	360	471	76.4
Morehead St.	27	386	507	76.1
Niagara	30	601	791	76.0
Texas Tech	33	526	696	75.6

Rebound Margin	GM	RPG	ORPG	Mar
Connecticut	31	45.5	34.3	11.3
Chattanooga	31	41.4	30.6	10.8
Utah	35	34.1	23.6	10.5
Pittsburgh	29	38.0	29.5	8.6
Miss. State	34	40.9	32.4	8.5
Gonzaga	31	38.4	30.4	8.0
Nevada	32	39.7	32.1	7.6
North Carolina	37	40.5	33.0	7.5
Wake Forest	33	39.8	32.8	7.1
Niagara	30	40.7	33.8	6.9

Three-Point FG Per Game	GM	3FG	3PG
Troy State	31	364	11.7
St. Joseph's	32	313	9.8
Belmont	30	293	9.8
Samford	28	264	9.4
St. Francis (N.Y.)	28	258	9.2
Oregon	31	280	9.0
Birmingham So.	27	243	9.0
Florida State	33	296	9.0
St. Peter's	29	259	8.9
Pennsylvania	27	236	8.7

Free Throw Percentage	G	FT	FTA	FT%
Blake Ahearn, SW Mo. St.	32	90	95	94.7
J. J. Redick, Duke	33	196	209	93.8
Vince Greene, Illinois St.	30	81	88	92.0
Salim Stoudamire, Arizona	36	122	134	91.0
Jamaal Hilliard, Lafayette	28	91	100	91.0
Chris McCray, Maryland	31	102	113	90.3
Derek Raivio, Gonzaga	31	102	113	90.3
Anthony Roberson, Florida	32	81	90	90.0
David Doubley, Pacific	31	94	105	89.5
Jerry Johnson, Rider	30	107	120	89.2

Three-Point FG Percentage	G	3FG	3GA	FG%
Salim Stoudamire, Arizona	36	120	238	50.4
Will Whittington, Marist	28	97	197	49.2
Dennis Trammell, Ball St.	23	59	122	48.4
Chris Lofton, Tennessee	31	93	200	46.5
Drake Diener, DePaul	31	83	184	46.2
Steve Novak, Marquette	31	89	193	46.1
John Reimold, Bowling Green	29	79	173	45.7
Troy DeVries, New Mexico	33	93	206	45.1
Taquan Dean, Louisville	37	122	273	44.7
J. Robert Merritt, Samford	28	85	193	44.0

Three-Point FGs Per Game	G	3FG	3PG
Brendan Plavich, Charlotte	29	114	3.9
Keydren Clark, St. Peter's	28	109	3.9
Pat Carroll, St. Joseph's	35	135	3.9
T. J. Sorrentine, Vermont	31	116	3.7
J. J. Redick, Duke	33	121	3.7
Will Whittington, Marist	28	97	3.5
Jerry Johnson, Rider	30	102	3.4
Ed McCants, Wis-Milwaukee	32	107	3.3
Salim Stoudamire, Arizona	36	120	3.3
Taquan Dean, Louisville	37	122	3.3
Erik Benzel, Denver	31	101	3.3

Won-Lost Percentage	W-L	Pct.
St. Joseph's	30-2	93.8
Stanford	30-2	93.8
Gonzaga	28-3	90.3
Oklahoma St.	31-4	88.6
Mississippi St.	26-4	86.7
Utah St.	25-4	86.2
Pittsburgh	31-5	86.1
Connecticut	33-6	84.6
Kentucky	27-5	84.4
Western Michigan	26-5	83.9

Blocked Shots Per Game	GM	Bls	BPG
Connecticut	39	315	8.1
Maryland	32	215	6.7
Syracuse	31	205	6.6
Duke	37	240	6.5
Jacksonville	28	169	6.0
Colorado	29	174	6.0
Rutgers	33	196	5.9
East Tenn. State	33	192	5.8
West Virginia	31	176	5.7
Houston	27	151	5.6

Steals Per Game	GM	STL	SPG
UAB	32	371	11.6
East Tenn. State	33	382	11.6
Drake	28	321	11.5
Troy St.	31	354	11.4
Ga. Southern	29	327	11.3
Appalachian State	30	324	10.8
Holy Cross	28	300	10.7
Mississippi Valley	29	302	10.4
Virginia Tech	29	298	10.3
Georgetown	28	283	10.1

Assists Per Game	GM	Ast	APG
Sam Houston St.	28	530	18.9
Murray St.	334	636	18.7
Arizona	30	560	18.7
Gonzaga	31	556	

- INTRO
- THIS IS LSU
- TIGERS
- COACHES
- REVIEW
- PREVIEW**
- RECORDS
- HISTORY
- LSU
- MEDIA

## Arkansas-Monticello



**Dec. 22, 7 p.m. (CST)**  
**Grand Canyon High School, Las Vegas, Nev.**

### GENERAL INFORMATION

Location: Monticello, Ark.  
 Nickname: Boll Weevils  
 Colors: Kelly Green and White  
 Arena: Steelman Fieldhouse  
 Conference: Gulf South Conference  
 Athletics Director: Alvy Early

### BASKETBALL INFORMATION

Head Coach: Mike Newell  
 School Record: 27-53 (3 years)  
 Career Record: 218-175 (13 years)  
 Assistant Coach: Mike Cross  
 2004-05 Record: 18-10  
 Conference Record: 10-6  
 Series Record: First meeting

### SPORTS INFORMATION

MBB Contact: Paul Smith  
 Office Phone: 870-460-1574  
 Office Fax: 870-460-1174  
 Smith's E-mail: smithp@uamont.edu  
 Press Row: 870-460-1068  
 Website: www.uamont.edu/athletics  
 Mailing Address: 119 Service Street  
 Jeter Hall Honors Center  
 Monticello, AR 71656

## Cincinnati



**Dec. 23, 9:30 p.m. (CST)**  
**Grand Canyon High School, Las Vegas, Nev.**

### GENERAL INFORMATION

Location: Cincinnati, Ohio  
 Enrollment: 34,000  
 Nickname: Bearcats  
 Colors: Red and Black  
 Arena: Fifth Third Arena at Shoemaker Center (13,176)  
 Conference: Big East  
 Athletics Director: Bob Goin

### BASKETBALL INFORMATION

Head Coach: Andy Kennedy  
 Alma Mater: UAB, '91  
 School Record: first year  
 Career Record: first year  
 Assistant Coaches: Frank Martin, Keith LeGree  
 2004-05 Record: 25-8  
 Conference Record/Finish: 12-4/2nd C-USA  
 Lettermen Returning/Lost: 5/8  
 Starters Returning/Lost: 3/2  
 Series Record: First meeting

### SPORTS INFORMATION

MBB Contact: Brian Teter  
 Office Phone: 513-556-0617  
 Office Fax: 513-556-0619  
 Teter E-mail: Brian.Teter@uc.edu  
 Press Row: 513-556-3800  
 Website: ucbearcats.collegesports.com  
 Mailing Address: One Edwards Center, Suite 3152  
 P. O. Box 210021  
 Cincinnati, OH 45221

## Connecticut



**Jan. 7, 3 p.m. (CST)**  
**Hartford Civic Center, Hartford, Conn.**  
**(CBS Sports)**

### GENERAL INFORMATION

Location: Storrs, Conn.  
 Enrollment: 27,579  
 Nickname: Huskies  
 Colors: Blue and White  
 Arena: Harry A. Gampel Pavilion/Hartford Civic Center  
 Conference: Big East  
 Athletics Director: Jeffrey Hathaway

### BASKETBALL INFORMATION

Head Coach: Jim Calhoun  
 Alma Mater: American International College, '68  
 School Record: 455-173 (19 years)  
 Career Record: 703-310 (33 years)  
 Assistant Coaches: Tom Moore, George Blaney, Andre LaFleur  
 2004-05 Record: 23-8  
 Conference Record/Finish: 13-3/tie 1st  
 Lettermen Returning/Lost: 7/4  
 Starters Returning/Lost: 4/1  
 Series Record: First meeting

### SPORTS INFORMATION

MBB Contact: Kyle Muncy  
 Office Phone: 860-486-3531  
 Office Fax: 860-486-5085  
 Muncy Home Phone: 860-267-7792  
 Website: www.uconnhuskies.com  
 Mailing Address: 2095 Hillside Road  
 Gampel Pavilion, Unit 3078  
 Storrs, CT 06269-3078

## Houston



**Nov. 29, 8 p.m.**  
**Maravich Center, Baton Rouge, La.**  
**(Fox Sports Net)**

### GENERAL INFORMATION

Location: Houston, Texas  
 Enrollment: 35,400  
 Nickname: Cougars  
 Colors: Scarlet and White with Navy Trim  
 Arena: Hofheinz Pavilion (8,479)  
 Conference: Conference USA  
 Athletics Director: Dave Maggard

### BASKETBALL INFORMATION

Head Coach: Tom Penders  
 School Record: 18-14 (1 season)  
 Career Record: 545-375 (31 seasons)  
 Assistant Coaches: Melvin Haralson, Shannon Hays, George Walker  
 2004-05 Record: 18-14  
 Conference Record/Finish: 9-7/6th  
 Lettermen Returning/Lost: 8/6  
 Starters Returning/Lost: 4/1  
 Series Record: Houston leads, 8-5

### SPORTS INFORMATION

MBB Contact: Rick Poulter  
 Office Phone: 713-743-9407  
 Office Fax: 713-743-9414  
 Poulter's Home Phone: 281-489-7364  
 Poulter's E-mail: rpoulter@uh.edu  
 Press Row: 713-743-9414  
 Website: www.uhcougars.com  
 Mailing Address: 3100 Cullen Blvd., Suite 2008,  
 Houston, TX 77204-6702

## Louisiana-Lafayette



**Dec. 17, 7 p.m.**  
**Maravich Center, Baton Rouge, La.**  
**(Cox Sports TV)**

### GENERAL INFORMATION

Location: Lafayette, La.  
 Enrollment: 15,390  
 Nickname: Ragin' Cajuns  
 Colors: Vermilion and White  
 Arena: Cajundome (10,500)  
 Conference: Sun Belt  
 Athletics Director: TBA

### BASKETBALL INFORMATION

Head Coach: Robert Lee  
 Alma Mater: Nicholls State '91  
 School Record: 20-11 (1 year)  
 Career Record: 20-11 (1 year)  
 Assistant Coaches: Rennie Bailey, Johnny Simmons, Jason Kennemer  
 2004-05 Record: 20-11  
 Conference Record/Finish: 11-4/2nd West  
 Lettermen Returning/Lost: 7/4  
 Starters Returning/Lost: 2/3  
 Series Record: LSU leads, 33-10

### SPORTS INFORMATION

MBB Contact: Matt Hebert  
 Office Phone: 337-482-6330  
 Office Fax: 337-482-6649  
 Hebert's E-mail: matth@Louisiana.edu  
 Website: www.RaginCajuns.com  
 Mailing Address: 201 Reinhardt Drive, Rm. 102  
 Lafayette, LA 70506

## McNeese State



**Dec. 10, 7 p.m.**  
**Maravich Center, Baton Rouge, La.**  
**(Cox Sports TV)**

### GENERAL INFORMATION

Location: Lake Charles, La.  
 Enrollment: 8,800  
 Nickname: Cowboys  
 Colors: Blue and Gold  
 Arena: Burton Coliseum  
 Conference: Southland  
 Athletics Director: Sonny Watkins

### BASKETBALL INFORMATION

Head Coach: Tic Price  
 Alma Mater: Virginia Tech, '79  
 School Record: 60-54 (4 years)  
 Career Record: 153-108 (9 years)  
 Assistant Coaches: David Dumars, Chris DeFelice  
 2004-05 Record: 13-15  
 Conference Record/Finish: 8-8/tie 6th  
 Lettermen Returning/Lost: 7/6  
 Starters Returning/Lost: 3/2  
 Series Record: LSU leads, 14-0

### SPORTS INFORMATION

MBB Contact: Louis Bonnette  
 Office Phone: 337-475-5207  
 Office Fax: 337-475-5202  
 Bonnette's E-mail: lbonnette@structurex.net  
 Press Row: 337-475-8008  
 Website: www.mcneese.edu/sports  
 Mailing Address: P. O. Box 92735  
 Lake Charles, LA 70609

**New Orleans**



Dec. 13, 7 p.m.  
Maravich Center, Baton Rouge, La.  
(Cox Sports TV)

**GENERAL INFORMATION**

Location: New Orleans  
Enrollment: 17,360  
Nickname: Privateers  
Colors: Royal blue and Silver  
Arena: Lakefront Arena (8,933)  
Conference: Sun Belt  
Athletics Director: Jim Miller

**BASKETBALL INFORMATION**

Head Coach: Monte Towe  
Alma Mater: North Carolina State, '75  
School Record: 60-59 (4 years)  
Career Record: 60-59 (4 years)  
Assistant Coaches: Mark Downey, A. J. Meredith, Andy Colville  
2004-05 Record: 13-17  
Conference Record/Finish: 7-8/3rd West  
Lettermen Returning/Lost: 7/6  
Starters Returning/Lost: 4/1  
Series Record: LSU leads, 8-4

**SPORTS INFORMATION**

MBB Contact: Jack Duggan  
Office Phone: 504-280-7027  
Office Fax: 504-280-7240  
Duggan E-mail: jduggan@uno.edu  
Press Row: 504-280-3874  
Website: www.unoprivateers.com  
Mailing Address: UNO Sports Information Office  
Lakefront Arena  
New Orleans, LA 70148

**Nicholls State**



Nov. 21, 7 p.m.  
Maravich Center, Baton Rouge, La.

**GENERAL INFORMATION**

Location: Thibodaux, La.  
Enrollment: 7,482  
Nickname: Colonels  
Colors: Red and Gray  
Arena: Stopher Gymnasium (3,800)  
Conference: Southland  
Athletics Director: Rob Bernardi

**BASKETBALL INFORMATION**

Head Coach: J. P. Piper  
Alma Mater: Southeastern Louisiana, '91  
School Record: 6-21 (1 year)  
Career Record: 6-21 (1 year)  
Assistant Coaches: Todd Russ, David Patrick, Paul Russo  
2004-05 Record: 6-21  
Conference Record/Finish: 1-15/11th  
Lettermen Returning/Lost: 1/4  
Starters Returning/Lost: 2/3  
Series Record: LSU leads, 11-0

**SPORTS INFORMATION**

MBB Contact: Michelle Fakier  
Office Phone: 985-448-4281  
Office Fax: 985-448-4924  
Fakier E-mail: michelle.fakier@nicholls.edu  
Press Row: 985-448-42994  
Website: www.colonelsports.com  
Mailing Address: Baker Hall, Sports Information  
P. O. Box 2032  
Thibodaux, LA 70310

**Northern Iowa**



Dec. 19, 7 p.m.  
Maravich Center, Baton Rouge, La.  
(Cox Sports TV)

**GENERAL INFORMATION**

Location: Cedar Falls, Iowa  
Enrollment: 12,561  
Nickname: Panthers  
Colors: Purple and Old Gold  
Arena: UNI-Dome (10,000)  
Conference: Missouri Valley  
Athletics Director: Rick Hartzell

**BASKETBALL INFORMATION**

Head Coach: Greg McDermott  
Alma Mater: UNI, '88  
School Record: 67-53 (4 years)  
Career Record: 198-117 (11 years)  
Assistant Coaches: Ben Jacobson, Jeff Rutter, Ron Smith  
2004-05 Record: 21-11  
Conference Record/Finish: 11-7/tie 3rd  
Lettermen Returning/Lost: 9/3  
Starters Returning/Lost: 5/0  
Series Record: First meeting

**SPORTS INFORMATION**

MBB Contact: Josh Lehman  
Office Phone: 319-273-3642  
Office Fax: 319-273-3602  
Lehman Home Phone: 319-266-5701  
Lehman E-mail: josh.lehman@uni.edu  
Press Row: 319-273-6311  
Website: www.unipanthers.com  
Mailing Address: NW UNI-Dome Upper  
Cedar Falls, IA 50614-0314

INTRO  
THIS IS LSU  
TIGERS  
COACHES  
REVIEW  
**PREVIEW**  
RECORDS  
HISTORY  
LSU  
MEDIA

**Ohio State**



Dec. 31, 1 p.m. (CST)  
Value City Arena, Columbus, Ohio

**GENERAL INFORMATION**

Location: Columbus, Ohio  
Enrollment: 47,952  
Nickname: Buckeyes  
Colors: Scarlet and Gray  
Arena: Value City Arena  
Conference: Big Ten  
Athletics Director: Gene Smith

**BASKETBALL INFORMATION**

Head Coach: Thad Matta  
Alma Mater: Butler, '90  
School Record: 20-12 (1 year)  
Career Record: 122-43 (5 years)  
Assistant Coaches: John Grove, Alan Major, Dan Peters  
2004-05 Record: 20-12  
Conference Record/Finish: 8-8/6th  
Lettermen Returning/Lost: 7/4  
Starters Returning/Lost: 5/0  
Series Record: LSU leads, 1-0

**SPORTS INFORMATION**

MBB Contact: Dan Wallenberg  
Office Phone: 614-292-4095  
Office Fax: 614-292-8547  
Wallenberg's E-mail: wallenbergj@osu.edu  
Press Row: 614-68-5330  
Website: www.ohiostatebuckeyes.com  
Mailing Address: Rm. 124, St. John Arena  
410 Woody Hayes Drive  
Columbus, OH, 43210-1166

**Southern**



Nov. 18, 7 p.m.  
Maravich Center, Baton Rouge, La.

**GENERAL INFORMATION**

Location: Baton Rouge, La.  
Enrollment: 9,803  
Nickname: Jaguars  
Colors: Columbia Blue and Gold  
Arena: F.G. Clark Activity Center (7,500)  
Conference: Southwestern Athletic  
Athletics Director: Greg LaFleur

**BASKETBALL INFORMATION**

Head Coach: Rob Spivery  
Alma Mater: Ashland, '72  
School Record: First Year  
Career Record: 289-266 (19 years)  
Assistant Coaches: Joe Proctor, Sean LeBeauf, Sheldon Jones  
2004-05 Record: 14-15  
Conference Record/Finish: 10-8/5th  
Lettermen Returning/Lost: 5/6  
Starters Returning/Lost: 2/3  
Series Record: LSU leads, 6-0

**SPORTS INFORMATION**

MBB Contact: Kevin Manns  
Office Phone: 225-771-2601  
Office Fax: 225-771-2896  
Manns E-mail: kmanns@cox.net  
Mailing Address: P. O. Box 9972,  
Baton Rouge, LA 70813

**Tulane**



Jan. 3, 7 p.m.  
Maravich Center, Baton Rouge, La.  
(Cox Sports TV)

**GENERAL INFORMATION**

Location: New Orleans, La.  
Enrollment: 13,214  
Nickname: Green Wave  
Colors: Olive Green and Sky Blue  
Arena: Fogelman Arena (3,600)  
Conference: Conference USA  
Athletics Director: Rick Dickson

**BASKETBALL INFORMATION**

Head Coach: Dave Dickerson  
Alma Mater: Maryland, '89  
School Record: First Year  
Career Record: First Year  
Assistant Coaches: Benjy Taylor, Steve Prohm, Andrew Novick  
2004-05 Record: 10-18  
Conference Record/Finish: 4-12/12th  
Lettermen Returning/Lost: 10/3  
Starters Returning/Lost: 4/1  
Series Record: LSU leads, 122-83

**SPORTS INFORMATION**

MBB Contact: John Sudsbury  
Office Phone: 504-865-5507  
Office Fax: 504-865-5512  
Sudsbury Home Phone: 504-452-8016  
Sudsbury E-mail: jsudsbu@tulane.edu  
Website: www.TulaneGreenWave.com

**West Virginia**



Nov. 26, 3:30 p.m. (CST)  
WVU Coliseum, Morgantown, W. Va.

**GENERAL INFORMATION**

Location: Morgantown, W. Va.  
Enrollment: 25,255  
Nickname: Mountaineers  
Colors: Ole Gold and Blue  
Arena: WVU Coliseum (14,000)  
Conference: Big East  
Athletics Director: Ed Pastilong

**BASKETBALL INFORMATION**

Head Coach: John Beilein  
Alma Mater: Wheeling Jesuit, '75  
School Record: 55-40 (3 years)  
Career Record: 502-298 (27 years)  
Assistant Coaches: Jerry Dunn, Mike Maker, Matt Brown  
2004-05 Record: 24-11  
Conference Record/Finish: 8-8/Tied 7th  
Lettermen Returning/Lost: 7/5  
Starters Returning/Lost: 4/1  
Series Record: West Virginia leads, 1-0

**SPORTS INFORMATION**

MBB Contact: Bryan Messerly  
Office Phone: 304-293-2821  
Office Fax: 304-293-4105  
Messerly Home Phone: 304-216-3833  
Messerly E-mail: bryan.messerly@mail.wvu.edu  
Press Row: 304-293-2821  
Website: www.MSNsportsNET.com

- INTRO
- THIS IS LSU
- TIGERS
- COACHES
- REVIEW
- PREVIEW
- RECORDS
- HISTORY
- LSU
- MEDIA

Throughout its 73-year history, the Southeastern Conference has been a leader in the integration of athletic competition and higher education.

Since its formation in 1933, the SEC has achieved both stature and stability by designating governing/voting power to the presidents of the member institutions. They have determined the policies of the conference and through the years this involvement has been the principal source of strength in the evolution of the SEC.

Intercollegiate athletics has encountered many challenges in the 1990s and again the SEC provided guidance. In 1993, the member institutions adopted The Principles of Gender Equity. Committed to increasing the quantity and quality of women's athletic opportunities, each school provides at least two more women's intercollegiate programs than the number of men's.

Faced with the task of conference realignment after competing with 10 members since 1966, the SEC welcomed the University of Arkansas and the University of South Carolina in 1991.

SEC schools began athletic competition with one another almost 100 years ago as members of the Southern Intercollegiate Athletic Association.

Seven institutions (Alabama, Auburn, Georgia, Georgia Tech, North Carolina, Sewanee and Vanderbilt) attended the SIAA organizational meeting of faculty representatives in Atlanta in 1894.

Basketball moved quickly to the South as Vanderbilt was playing at the Nashville YMCA in 1893, just two years after Dr. James Naismith originated the game at Springfield (Mass.) College. Basketball became an intercollegiate sport in 1901 and in 1908 Vanderbilt was meeting Columbia and Yale intersectionally.

The seven-member SIAA expanded to 19 institutions in 1895 and by 1920 there were 30 members.

The larger schools reorganized as the Southern Conference in 1920. Despite an original limit of 16, the membership grew to 23 by 1928.

The 13 members west and south of the Appalachian Mountains reorganized as the Southeastern Conference at the annual SC meeting in 1932. The 10 coast members remained in the Southern Conference. Charter members of the new conference were:

Alabama, Auburn, Florida, Georgia, Georgia Tech, Kentucky, LSU, Mississippi, Mississippi State, Sewanee, Tennessee, Tulane and Vanderbilt. (Sewanee withdrew in 1940, Georgia Tech in 1964 and Tulane in 1966).

The first SEC champions were crowned in 1933 in four sports (baseball, basketball, football and outdoor track). The league's inaugural championship event was a basketball tournament in Atlanta in 1933. Records show the first men's team title for cross-country was awarded in 1935, while golf and swimming were added in 1937. The league later began hosting championships in tennis (1953) and indoor track (1957).

In the 1979-80 academic year SEC championships for women were recognized in basketball, tennis and volleyball. The following year golf, gymnastics, swimming and track and field were added. The administration of women's athletics officially came under the auspices of the conference office in 1984.

The SEC currently regulates nine men's sports and 11 women's sports: Men—baseball, basketball, football, golf, swimming, tennis and track (cross country, indoor and outdoor). Women—basketball, golf, gymnastics, soccer, softball, swimming, tennis, track (cross country, indoor and outdoor) and volleyball.



The SEC office located in Birmingham, Alabama.

SEC COMMISSIONERS

The office of the commissioner was formed in 1940 in Jackson due to the great amount of detail work developing, especially in recruiting and eligibility. Former Mississippi Governor Martin S. Conner took office as commissioner Aug. 21, 1940. Conner later became ill and the secretary of the conference, Dean N.W. Dougherty of Tennessee, served as acting commissioner during the fall of 1946.

The office moved to Birmingham with the appointing of Bernie H. Moore as the second full-time commissioner on Feb. 21, 1948. Moore, a former LSU coach, guided the SEC to national respect in his 18-year tenure. A.M. (Tonto) Coleman succeeded Moore upon his retirement April 1, 1966. The Alabama native, who was reared in Texas and experienced in athletic coaching and administration, served six and a half years.

Dr. H. Boyd McWhorter, then Dean of Arts and Sciences at Georgia, secretary of the league since 1967, accepted the position upon the retirement of Coleman Aug. 1, 1972. Under his leadership the SEC experienced unparalleled growth. In McWhorter's first year the SEC distributed \$1.57 million and 14 years later (1986), the league distributed \$15 million in revenue to the member institutions.

Dr. Harvey W. Schiller, an Air Force colonel and faculty chair at the U. S. Air Force Academy, followed McWhorter upon retirement, taking office Sept. 15, 1986. Under his guidance the SEC established itself as a leader in the areas of athletic scholarship and marketing.

Roy F. Kramer succeeded Schiller on Jan. 10, 1990. Kramer, who has served on numerous NCAA committees, joined the league office after spending 12 years as athletic director at Vanderbilt. Kramer held the office of Commissioner for more than 12 years before retiring in the summer of 2002.

Michael L. Slive, who served as Commissioner of Conference USA for seven years, was appointed the seventh Commissioner of the Southeastern Conference on July 2, 2002.



Michael L. Slive  
Commissioner

## TIGERS ON TV IN 2005-2006

LSU will be featured a minimum of 16 times on regional and national telecasts during the 2005-06 season as part of the Jefferson Pilot, Fox Sports, ESPN and CBS packages, along with LSU's contract with Cox Sports Television.

DATE	OPPONENT	LOCATION	TIME	NETWORK
<b>NOVEMBER</b>				
29	Houston	Baton Rouge	8 p.m.	Fox Sports Net
<b>DECEMBER</b>				
10	McNeese State	Baton Rouge	7 p.m.	Cox Sports TV
13	New Orleans	Baton Rouge	7 p.m.	Cox Sports TV
17	Louisiana-Lafayette	Baton Rouge	7 p.m.	Cox Sports TV
19	Northern Iowa	Baton Rouge	7 p.m.	Cox Sports TV
<b>JANUARY</b>				
3	Tulane	Baton Rouge	7 p.m.	Cox Sports TV
7	Connecticut	Hartford, Conn.	3 p.m.	CBS Sports
14	Tennessee	Baton Rouge	5 p.m.	Fox Sports Net
21	Alabama	Baton Rouge	2 p.m.	JP Sports
<b>FEBRUARY</b>				
4	Alabama	Tuscaloosa, Ala.	Noon	JP Sports
8	Arkansas	Baton Rouge	7 p.m.	JP Sports
11	Florida	Gainesville, Fla.	Noon	JP Sports
15	Mississippi State	Baton Rouge	7 p.m.	JP Sports
18	Auburn	Auburn, Ala.	5 p.m.	Fox Sports Net
25	Kentucky	Baton Rouge	2:45 p.m.	CBS Sports
28	South Carolina	Columbia, S.C.	8 p.m.	ESPN

All Times listed as Central Standard. LSU's games in the SEC Tournament will also be televised. JP Sports will show first and second-round games, along with the semifinals, with the finals televised on CBS.

## SEC on Television in 2005-06

DATE	GAME	NETWORK	CST
<b>NOVEMBER</b>			
9	1-St. Peter's College at Florida	FSN Fla	7 p.m.
10	1-Albany/Oakland (Mich.) at Florida	FSN Fla	7 p.m.
13	2-South Dakota State at Kentucky	ESPNU	7 p.m.
14	2-TBA at Kentucky	ESPNU	7 p.m. ET
17	4-Florida vs. TBA	ESPN2	TBA
18	East Tennessee State at Tennessee	FSN/SUN	6:30 p.m.
	4-Florida vs. TBA	ESPN2	TBA
20	Toledo at South Carolina	FSN/SUN	12:30 p.m.
21	8-Arkansas vs. Connecticut	ESPN2	10:30 p.m.
	9-Kentucky vs. TBA	ESPN2	TBA
22	8-Arkansas vs. Arizona/Kansas	ESPN	TBA
	9-Kentucky vs. TBA	ESPN2	TBA
23	10-Alabama vs. TBA	ESPN2	6/8 p.m
	8-Arkansas vs. TBA	ESPN	TBA
24	11-South Carolina at Alaska Anchorage	ESPN2	9 p.m.
25	10-Alabama vs. TBA	ESPN2	3:30/6 p.m
	Liberty at Kentucky	FSN	6 p.m.
	Florida State at Florida	FSN Fla	6:30 p.m.
	11-South Carolina vs. TBA	ESPN2	TBA
26	Radford at Arkansas	FSN/SUN	3 p.m.
	11-South Carolina vs. TBA	ESPN2	TBA
29	High Point at Kentucky	FSN	6 p.m.
	Houston at LSU	FSN/SUN	8 p.m.
30	Southern Miss at Arkansas	FSN/SUN	8 p.m.
<b>DECEMBER</b>			
2	Missouri at Arkansas	ARSN	7:05 p.m.
3	UCF at Florida	SUN	11 a.m.
	North Carolina at Kentucky	CBS	11 a.m.
	Santa Clara at Mississippi State	FSN/SUN	1 p.m.
	South Carolina at Clemson	FSN/SUN	3 p.m.
6	Florida at Providence	SUN	6:30 p.m.
	13-Kentucky vs. Georgia State	ESPNU	7 p.m.
	Texas State at Arkansas	ARSN	7:05 p.m.
7	Notre Dame at Alabama	ESPN	6 p.m.
	Georgia Tech at Georgia	FSN/SUN	6 p.m.
9	Bethune Cookman at Florida	FSN Fla	7:30 p.m.
10	14-Georgia State vs. Georgia	FSN/SUN	11 a.m.
	15-Kentucky vs. Indiana	CBS	2:45 p.m.
	Alabama at Temple	ESPN2	4p.m.
	Cincinnati at Vanderbilt	FSN/SUN	5 p.m.
	McNeese State at LSU	COX	7 p.m.
13	New Orleans at LSU	COX	7 p.m.
15	Missouri State at Arkansas	ARSN	7:05 p.m.
17	Tennessee at Texas	ESPN	1 p.m.
	Louisville at Kentucky	CBS	1:00 p.m.
	Memphis at Ole Miss	FSN/SUN	2:30 p.m.
	17-Georgia at Oregon State	FSN/SUN	4:30 p.m.
	Louisiana-Lafayette at LSU	COX	7 p.m.
	18-Rice at Arkansas	ARSN	TBA
18	Jacksonville at Florida	SUN	Noon
19	20-Northern Iowa at LSU	COX	7 p.m.
21	21-Arkansas vs. Texas Tech	ESPN2	9 p.m.
22	22-Tennessee vs. Oklahoma State	ESPN2	5 p.m.
	Florida at Miami (Fla.)	FSN Fla	6 p.m.
	N.C. State at Alabama	FSN/SUN	8 p.m.
23	24-Kentucky vs. Iona	FSN	8 p.m.
28	Clemson at Georgia	FSN/SUN	6 p.m.
29	Winthrop at Auburn	FSN/SUN	7 p.m.
	UT-Pan American at Arkansas	ARSN	7:05 p.m.
30	Florida A&M at Florida	SUN	Noon
	25-Kentucky vs. Ohio	ESPN2	7 p.m.
31	Alabama at Oklahoma	ESPN	2:30 p.m.

JANUARY

1	Western Illinois at Arkansas	ARSN	TBA
3	Central Florida at Kentucky	FSN	6 p.m.
	Tulane at LSU	COX	6 p.m.
4	South Alabama at Tennessee	FSN/SUN	6 p.m.
7	Kentucky at Kansas	ESPN	11 a.m.
	*Florida at Georgia	JP	11 a.m.
	*Auburn at Vanderbilt	JP	1 p.m.
	26-LSU at Connecticut	CBS	3 p.m.
	*Ole Miss at Alabama	FSN/SUN	4 p.m.
	*Arkansas at Mississippi State	FSN/SUN	6 p.m.
8	*Tennessee at South Carolina	JP	12:30/3 p.m.
10	*Vanderbilt at Kentucky	ESPN	8 p.m.
11	*Alabama at Auburn	JP	7 p.m.
14	*Mississippi State at Ole Miss	JP	Noon
	*Alabama at Kentucky	CBS	Noon
	*Georgia at South Carolina	JP	2 p.m.
	*Tennessee at LSU	FSN/SUN	5 p.m.
	*Auburn at Florida	FSN/SUN	7 p.m.
17	*Kentucky at Georgia	ESPN	8 p.m.
18	*Arkansas at Alabama	JP	7 p.m.
	Tennessee at Memphis	CSTV	7 p.m.
21	*South Carolina at Kentucky	JP	Noon
	*Alabama at LSU	JP	2 p.m.
	*Mississippi State at Vanderbilt	CBS	2:45 p.m.
	*Ole Miss at Georgia	FSN/SUN	4 p.m.
	*Florida at Tennessee	FSN/SUN	6 p.m.
24	*Kentucky at Auburn	ESPN	6 p.m.
25	*Florida at South Carolina	JP	7 p.m.
28	*Vanderbilt at Florida	JP	Noon
	*Georgia at Auburn	JP	2 p.m.
	*South Carolina at Tennessee	FSN/SUN	4 p.m.
	*Mississippi State at Alabama	FSN/SUN	6 p.m.
29	*Arkansas at Kentucky	CBS	Noon
31	*Florida at Ole Miss	ESPN2	7 p.m.

## FEBRUARY

1	*Kentucky at Mississippi State	JP	7 p.m.
4	*LSU at Alabama	JP	Noon
	*South Carolina at Arkansas	JP	2 p.m.
	*Ole Miss at Tennessee	JP	2 p.m.
	*Georgia at Vanderbilt	FSN/SUN	4 p.m.
	*Auburn at Mississippi State	FSN/SUN	6 p.m.
	*Kentucky at Florida	ESPN2	8 p.m.
7	*Tennessee at Kentucky	ESPN	6 p.m.
8	*South Carolina at Florida	SUN#	6 p.m.
	*Vanderbilt at Alabama	JP	7 p.m.
	*Arkansas at LSU	JP	7 p.m.
11	*LSU at Florida	JP	Noon
	*Kentucky at Vanderbilt	JP	2 p.m.
	*Mississippi St. at South Carolina	FSN/SUN	5 p.m.
	*Auburn at Arkansas	FSN/SUN	7 p.m.
14	*Alabama at South Carolina	ESPN	6 p.m.
15	*Mississippi State at LSU	JP	7 p.m.
	*Georgia at Kentucky	JP	7 p.m.
	*Florida at Vanderbilt	SUN#	7 p.m.
18	*Kentucky at South Carolina	CBS	12:30 p.m.
	*Florida at Arkansas	JP	1 p.m.
	*Tennessee at Alabama	JP	3 p.m.
	*LSU at Auburn	FSN/SUN	5 p.m.
	*Vanderbilt at Georgia	FSN/SUN	7 p.m.
21	*Alabama at Arkansas	ESPN	8 p.m.
22	*Tennessee at Florida	JP	7 p.m.
	*Ole Miss at Kentucky	JP	7 p.m.
23	*South Carolina at Georgia	ESPN	6 p.m.
25	*Arkansas at Tennessee	JP	Noon
	*Vanderbilt at South Carolina	JP	Noon
	*Kentucky at LSU	CBS	2:45 p.m.
	*Auburn at Ole Miss	FSN/SUN	7:30 p.m.
26	*Florida at Alabama	CBS	3 p.m.
28	*LSU at South Carolina	ESPN	8 p.m.

## MARCH

1	*Mississippi State at Arkansas	JP	7 p.m.
	*Kentucky at Tennessee	JP	7 p.m.
4	JP Wild Card Game	JP	1 p.m.
	JP Wild Card Game	JP	3 p.m.
5	*Florida at Kentucky	CBS	11 a.m.
	JP Wild Card Game	JP	1 p.m.

2006 SEC Men's Basketball Tournament  
Gaylord Entertainment Center, Nashville, Tenn.

9	SEC Tournament Game 1	JP	Noon
	SEC Tournament Game 2	JP	2:15 p.m.
	SEC Tournament Game 3	JP	6:30 p.m.
	SEC Tournament Game 4	JP	8:45 p.m.
10	SEC Tournament Game 5	JP	Noon
	SEC Tournament Game 6	JP	2:15 p.m.
	SEC Tournament Game 7	JP	6:30 p.m.
	SEC Tournament Game 8	JP	8:45 p.m.
11	SEC Tournament Game 9	JP	Noon
	SEC Tournament Game 10	JP	2:15 p.m.
12	Championship Game (Game 11)	CBS	Noon CT

## ALL TIMES LOCAL

Game times and dates are subject to change.

## KEY

\*SEC Game; [ ]TV Game; #Taped Delay; BBSN: Big Blue Sports Network; CSS: Comcast Sports Southeast; COX: Cox Sports Television; FSN: Fox Sports Net; FSN Fla: Fox Sports Net Florida; FoxSO: Fox Sports Ohio; JP: Jefferson Pilot; SUN: Sun Sports.

1-Coaches vs. Cancer Classic, Gainesville, Fla.; 2-Guardians Classic, Rupp Arena, Lexington, Ky.; 4-Coaches vs. Cancer Classic, Madison Square Garden, New York, NY; 8-Maui Invitational, Maui Hawaii; 9-Guardians Classic, Municipal Auditorium, Kansas City, Mo.; 10-Preseason NIT Semifinals & Finals, Madison Square Garden, New York, NY; 11-Carrs/Safeway Great Alaska Shootout, Sullivan Arena, Anchorage, Alaska; 13-Phillips Arena, Atlanta, Ga.; 14-Gwinnett Center, Duluth, Ga.; 15-RCA Dome, Indianapolis, Ind.; 17-Rose Garden, Portland, Ore.; 18-Alitel Arena, North Little Rock, Ark.; 20-San Juan Shootout, Guillermo Angulo Coliseum, Carolina, PR.; 21-American Airline Center, Dallas, Texas; 22-O'Reilly All-College Classic, Oklahoma City, Okla.; 24-Freedom Hall, Louisville, Ky.; 25-US Bank Arena, Cincinnati, Ohio; 26-Hartford Civic Center, Hartford, Conn.

INTRO

THIS IS LSU

TIGERS

COACHES

REVIEW

PREVIEW

RECORDS

HISTORY

LSU

MEDIA

INTRO
THIS IS LSU
TIGERS
COACHES
REVIEW
PREVIEW
RECORDS
HISTORY
LSU
MEDIA

## Alabama

**Jan. 21, 2 p.m.**  
**Maravich Center**  
**Baton Rouge, La.**  
**(JP Sports)**



**Feb. 4, Noon**  
**Coleman Coliseum**  
**Tuscaloosa, Ala.**  
**(JP Sports)**

### GENERAL INFORMATION

Location: Tuscaloosa, Ala.  
 Enrollment: 20,969  
 Nickname: Crimson Tide  
 Colors: Crimson & White  
 Arena: Coleman Coliseum (15,316)  
 Conference: Southeastern  
 AD: Mal Moore

### BASKETBALL INFORMATION

Head Coach: Mike Gottfried  
 Alma Mater: Alabama, '87  
 School Record: 142-83 (7 years)  
 Career Record: 210-107 (10 years)  
 Assistant Coaches: Philip Pearson, Tom Asbury, Eugene Harris  
 2004-05 Record: 24-8  
 Conference Record/Finish: 12-4/tie 1st West  
 Lettermen Returning/Lost: 8/5  
 Starters Returning/Lost: 3/2  
 Series Record: Alabama Leads, 91-63

### SPORTS INFORMATION

MBB Contact: Becky Hopf  
 Office Phone: 205-348-6084  
 Office Fax: 205-348-8841  
 Hopf's Home Phone: 205-343-9055  
 Hopf's E-mail address: bhopf@ia.ua.edu  
 Press Row: 205-348-6084  
 Website: www.rolltide.com  
 Mailing Address: P. O. Box 870391  
 Tuscaloosa, AL 35487

## Arkansas

**Jan. 11, 7 p.m.**  
**Bud Walton Arena**  
**Fayetteville, Ark.**



**Feb. 8, 7 p.m.**  
**Maravich Center**  
**Baton Rouge, La.**  
**(JP Sports)**

### GENERAL INFORMATION

Location: Fayetteville, Ark.  
 Enrollment: 17,269  
 Nickname: Razorbacks  
 Colors: Cardinal and White  
 Arena: Bud Walton Arena (19,200)  
 Conference: Southeastern  
 AD: Frank Broyles

### BASKETBALL INFORMATION

Head Coach: Stan Heath  
 Alma Mater: Eastern Michigan, '88  
 School Record: 39-47 (3 years)  
 Career Record: 69-53 (4 years)  
 Assistant Coaches: Dan Hipsher, Darren Sorenson, Oronde Taliawere, Ronny Thompson  
 2004-05 Record: 18-12  
 Conference Record/Finish: 6-10/4th West  
 Lettermen Returning/Lost: 9/3  
 Starters Returning/Lost: 3/2  
 Series Record: Arkansas Leads, 25-15

### SPORTS INFORMATION

MBB Contact: Robbie Edwards  
 Office Phone: 479-575-2751  
 Office Fax: 479-575-7481  
 Edwards' Home Phone: 479-846-4331  
 Edwards' E-mail address: robbye@uark.edu  
 Press Row: 479-575-6622  
 Website: www.hogwired.com  
 Mailing Address: Broyles Athletic Center  
 P. O. Box 7777  
 Fayetteville, AR 72702

### ROSTER

NO.	NAME	POS	CL.	HT	WT	HOMETOWN
1	Chuck Davis	F	Sr.	6-8	230	Selma, Ala.
2	Brandon Davis	G	So.	5-9	170	Selma, Ala.
4	Brandon Hollinger	G	Fr.	5-9	160	Mobile, Ala.
11	Ravone George	G	Jr.	6-3	190	Decatur, Ga.
12	Alonzo Gee	F	Fr.	6-5	210	Palm Beach, Fla.
21	Evan Brock	F	Sr.	6-9	205	Roswell, Ga.
22	Ronald Steele	PG	So.	6-2	185	Birmingham, Ala.
23	Jean Felix	F	Sr.	6-7	205	Pointe-Noire, Congo
32	Shawn Taylor	C	So.	6-10	185	Unadilla, Ga.
33	Jermareo Davidson	F	Jr.	6-10	213	Atlanta, Ga.
34	Yamere Coleman	C	Fr.	6-10	220	Boykin, Ala.
35	Richard Hendrix	F	Fr.	6-7	265	Athens, Ga.
44	Justin Jonus	G	So.	6-5	210	Boaz, Ala.

### ROSTER

NO.	NAME	POS	CL.	HT	WT	HOMETOWN
00	Ryan McBride	G	Jr	6-6	190	Denver, Colo.
1	Cyrus McGowan	F	Fr	6-9	235	Meridian, Miss.
2	Sammy Munsey	G	So.	6-1	181	Little Rock, Ark.
4	Dontell Jefferson	G	Sr.	6-4	190	Lithonia, Ga.
5	Darian Townes	F	So.	6-10	250	Alexandria, Va.
10	Ronnie Brewer	G	Jr.	6-7	220	Fayetteville, Ark.
14	Sean McCurdy	G	Fr.	6-2	190	West Port, Conn.
15	Eric Ferguson	G	Sr.	6-1	203	Long Island, N. Y.
21	Charles Thomas	F	So.	6-7	243	Jackson, Miss.
22	Preston Cranford	G	So.	6-7	205	Heber Springs, Ark.
24	Jonathon Modica	G	Sr.	6-4	212	Smackover, Ark.
33	Vincent Hunter	F	So.	6-10	218	Little Rock, Ark.
51	Steven Hill	C	So.	7-0	250	Brandon, Mo.

## Auburn

**Feb. 1, 7 p.m.**  
**Maravich Center**  
**Baton Rouge, La.**



**Feb. 18, 5 p.m.**  
**Beard-Eaves Memorial Coliseum**  
**Auburn, Ala. (Fox Sports Net)**

### GENERAL INFORMATION

Location: Auburn, Ala.  
 Enrollment: 22,928  
 Nickname: Tigers  
 Colors: Burnt Orange and Navy Blue  
 Arena: Beard-Eaves-Memorial Coliseum (10,500)  
 Conference: Southeastern  
 AD: Jay Jacobs

### BASKETBALL INFORMATION

Head Coach: Jeff Lebo  
 Alma Mater: North Carolina, '89  
 School Record: 14-17 (1 year)  
 Career Record: 129-80 (7 years)  
 Assistant Coaches: John Cooper, Brandon Johnson, Dave Lebo, John Searby  
 2004-05 Record: 14-17  
 Conference Record/Finish: 4-12/Tie 5th  
 Lettermen Returning/Lost: 5/9  
 Starters Returning/Lost: 1/4  
 Series Record: LSU Leads, 75-56

### SPORTS INFORMATION

MBB Contact: Chuck Gallina  
 Office Phone: 334-844-9701  
 Office Fax: 334-844-9708  
 Gallina's Home Phone: 334-502-0929  
 Gallina's E-mail address: gallica@auburn.edu  
 Press Row: 334-844-1933/1935  
 Website: www.auburntigers.com  
 Mailing Address: P. O. Box 351  
 Auburn, AL 36831

## Florida

**Feb. 11, Noon (CST)**  
**O'Connell Center**  
**Gainesville, Fla.**  
**(JP Sports)**



### GENERAL INFORMATION

Location: Gainesville, Fla.  
 Enrollment: 48,373  
 Nickname: Gators  
 Colors: Orange and Blue  
 Arena: Stephen C. O'Connell Center (12,000)  
 Conference: Southeastern  
 AD: Jeremy Foley

### BASKETBALL INFORMATION

Head Coach: Billy Donovan  
 Alma Mater: Providence '87  
 School Record: 193-92 (9 years)  
 Career Record: 228-112 (11 years)  
 Assistant Coaches: Anthony Grant, Donnie Jones, Larry Shyatt  
 2004-05 Record: 24-8  
 Conference Record/Finish: 12-4/2nd East  
 Lettermen Returning/Lost: 9/4  
 Starters Returning/Lost: 2/3  
 Series Record: LSU Leads, 57-35

### SPORTS INFORMATION

MBB Contact: Fred Demarest  
 Office Phone: 352-375-4683, ext. 6100  
 Office Fax: 352-375-4809  
 Demarest's Home Phone: 352-316-5839  
 Demarest's E-Mail address: Fred@gators.uaa.ufl.edu  
 Press Row: 352-371-0281  
 Website: www.gatorzone.com  
 Mailing Address: P. O. Box 14485,  
 Gainesville, FL 32604-2485

### ROSTER

NO.	NAME	POS	CL.	HT	WT
1	Frank Tolbert	G	So.	6-3	210
2	Daniel Hayles	G/F	So.	6-5	215
3	Josh Dollard	F	Fr.	6-8	220
4	Emanuel Willis	F	So.	6-8	220
11	Michael Woodard	G	Jr.	5-11	175
12	Moses Edun	Jr.	G	6-6	195
15	Brett Howell	G	Jr.	6-1	175
21	Rasheed Barrett	G	Fr.	6-5	220
23	Quantez Robertson	G	Fr.	6-3	190
32	Korvotney Barber	F	Fr.	6-7	220
33	Ronny LeMelle	G	Sr.	6-5	200
42	Joey Cameron	F	Fr.	6-7	250

### ROSTER

NO.	NAME	POS	CL.	HT	WT
2	Corey Brewer	G/F	So.	6-8	185
4	Adrian Moss	F/C	Sr.	6-9	247
5	Jimmy Sutton	F/C	Fr.	6-10	252
11	Taurean Green	G	So.	6-0	177
12	Lee Humphrey	G	Jr	6-2	192
13	Joakim Noah	F/C	So.	6-11	227
15	Walter Hodge	G	Fr.	6-0	170
23	Derwin Kitchen	G	Fr.	6-4	180
32	Chris Richard	F/C	Jr.	6-8	255
33	David Hueertas	G	Fr.	6-5	185
42	Al Horford	C	So.	6-8	235

## Georgia

**Jan. 25, 7 p.m.**  
**Maravich Center**  
**Baton Rouge, La.**



### GENERAL INFORMATION

Location: Athens, Ga.  
 Enrollment: 33,878  
 Nickname: Bulldogs  
 Colors: Red and Black  
 Arena: Stegeman Coliseum (10,523)  
 Conference: Southeastern  
 AD: Damon Evans

### BASKETBALL INFORMATION

Head Coach: Dennis Felton  
 Alma Mater: Howard, '85  
 School Record: 24-34 (2 years)  
 Career Record: 124-88 (7 years)  
 Assistant Coaches: Pete Herrmann, Mike Jones, Desmond Oliver  
 2004-05 Record: 8-20  
 Conference Record/Finish: 2-14/6th East  
 Lettermen Returning/Lost: 10/4  
 Starters Returning/Lost: 5/0  
 Series Record: LSU leads, 56-39

### SPORTS INFORMATION

MBB Contact: Tim Hix  
 Office Phone: 706-542-1621  
 Office Fax: 706-542-9339/7993  
 Hix's E-mail address: thix@sports.uga.edu  
 Press Row: 706-542-8052  
 Website: www.georgiadogs.com  
 Mailing Address: Sports Information Office,  
 P. O. Box 1472  
 Athens, GA 30603

## Kentucky

**Feb. 25, 2:45 p.m.**  
**Maravich Center**  
**Baton Rouge, La.**  
**(CBS Sports)**



### GENERAL INFORMATION

Location: Lexington, Ky.  
 Enrollment: 26,900  
 Nickname: Wildcats  
 Colors: Blue and White  
 Arena: Rupp Arena (23,000)  
 Conference: Southeastern  
 AD: Mitch Barnhart

### BASKETBALL INFORMATION

Head Coach: Tubby Smith  
 Alma Mater: High Point College, '73  
 School Record: 219-58 (8 years)  
 Career Record: 343-120 (14 years)  
 Assistant Coaches: David Hobbs, Reggie Hanson, Scott Rigot  
 2004-05 Record: 28-6  
 Conference Record/Finish: 14-2/1st East, overall  
 Lettermen Returning/Lost: 11/4  
 Starters Returning/Lost: 2/3  
 Series Record: Kentucky leads, 76-21

### SPORTS INFORMATION

MBB Contact: Scott Stricklin, Mandy Polley  
 Office Phone: 859-257-3838  
 Office Fax: 859-323-4310  
 Stricklin's E-Mail address: stricklin@uky.edu  
 Press Row: 859-252-3602  
 Website: www.ukathletics.com  
 Mailing Address: UK Media Relations,  
 Memorial Coliseum, Rm. 23  
 Lexington, KY 40506-0019

### ROSTER

NO.	NAME	POS	CL.	HT	WT	HOMETOWN
00	Younes Idrissi	F	So.	6-8	225	Casablanca, Morocco
1	Kendrick Johnson	F/C	Fr.	6-10	225	Morton, Texas
2	Sundiata Gaines	G	So.	6-1	200	Jamaica, N. Y.
3	Kevin Brophy	G	So.	6-1	195	Melbourne, Australia
10	Jay McAuley	G	Sr.	6-1	175	Marietta, Ga.
14	Levi Stukes	G	Jr.	6-2	200	Randallstown, Md.
15	Steve Newman	F	Jr.	6-9	230	Orlando, Fla.
22	P. J. Bullock	G	Jr.	6-1	170	Atlanta, Ga.
25	Channing Toney	G	So.	6-4	205	Snellville, Ga.
30	Terrance Woodbury	G/F	Fr.	6-6	205	Virginia Beach, Va.
31	Billy Humphrey	G	Fr.	6-2	175	Dacula, Ga.
32	Alex Evans	G	So.	6-3	210	Marietta, Ga.
33	Mike Mercer	G	Fr.	6-4	185	Snellville, Ga.
40	Sam Greavu	F	So.	6-9	240	Gainesville, Ga.
44	Dave Bliss	C	So.	6-10	255	Wausau, Wis.
45	Rashaad Singleton	C	Fr	7-0	250	Campbellton, Fla.

### ROSTER

NO.	NAME	POS	CL.	HT	WT	HOMETOWN
1	Brandon Stockton	G	Sr.	5-9	167	Glasgow, Ky.
2	Ravi Moss	G	Sr.	6-2	190	Hopkinsville, Ky.
3	Ramel Bradley	G	So.	6-1	179	New York, N. Y.
4	Rajon Rondo	G	So.	6-1	171	Louisville, Ky.
10	Lukasz Obrzut	C	Jr.	7-0	270	Gliwice, Poland
12	Preston LeMaster	G	Sr.	6-2	188	Paris, Ky.
13	Bobby Perry	F	Jr.	6-6	219	Durham, N. C.
21	Shagari Alleyne	C	Jr.	7-3	271	Bronx, N. Y.
22	Patrick Sparks	G	Sr.	6-0	180	Central City, Ky.
23	Sheray Thomas	F	Jr.	6-7	230	Montreal, Quebec
25	Adam Williams	G	Fr.	6-4	190	St. Albans, W. Va.
32	Joe Crawford	G	So.	6-4	210	Detroit, Mich.
42	Rekalin Slims	F	Jr.	6-8	200	Vallejo, Calif.
43	Jared Carter	C	Fr.	7-2	240	Georgetown, Ky.

## Ole Miss

**Jan. 28, 2 p.m.**  
**Tad Smith Coliseum**  
**Oxford Miss.**



**March 4, TBA**  
**Maravich Center**  
**Baton Rouge, La.**

### GENERAL INFORMATION

Location: Oxford, Miss.  
 Enrollment: 16,498  
 Nickname: Rebels  
 Colors: Cardinal Red and Navy Blue  
 Arena: Tad Smith Coliseum  
 Conference: Southeastern  
 AD: Pete Boone

### BASKETBALL INFORMATION

Head Coach: Rod Barnes  
 Alma Mater: Ole Miss, 1988  
 School Record: 127-93 (7 years)  
 Career Record: 127-93 (7 years)  
 Assistant Coaches: Tracy Dildy, Michael White, Grant Pate  
 2004-05 Record: 14-17  
 Conference Record/Finish: 4-12/tie 5th West  
 Lettermen Returning/Lost: 6/9  
 Starters Returning/Lost: 1/4  
 Series Record: LSU leads, 110-77

### SPORTS INFORMATION

MBB Contact: Kyle Campbell  
 Office Phone: 662-915-7544  
 Office Fax: 662-915-7006  
 Campbell's E-Mail address: ekcampbe@olemiss.edu  
 Press Row: 662-236-1931  
 Website: www.olemisssports.com  
 Mailing Address: P. O. Box 217  
 University, MS 38677

## Mississippi State

**Jan. 18, 7 p.m.**  
**Humphrey Coliseum**  
**Starkville, Miss.**



**Feb. 15, 7 p.m.**  
**Maravich Center**  
**Baton Rouge, La.**  
**(JP Sports)**

### GENERAL INFORMATION

Location: Starkville, Miss.  
 Enrollment: 15,934  
 Nickname: Bulldogs  
 Colors: Maroon and White  
 Arena: Humphrey Coliseum  
 Conference: Southeastern  
 AD: Larry Templeton

### BASKETBALL INFORMATION

Head Coach: Rick Stansbury  
 Alma Mater: Campbellsville, '82  
 School Record: 149-75 (7 years)  
 Career Record: 149-75 (7 years)  
 Assistant Coaches: Robert Kirby, Phil Cunningham, Mark White  
 2004-05 Record: 23-11  
 Conference Record/Finish: 9-7/3rd West  
 Lettermen Returning/Lost: 8/7  
 Starters Returning/Lost: 0/5  
 Series Record: LSU leads, 99-88

### SPORTS INFORMATION

MBB Contact: David Rosinski  
 Office Phone: 662-325-2703  
 Office Fax: 662-325-3654  
 Rosinski's Home Phone: 662-324-0497  
 Rosinski's E-Mail address: rosinski@athletics.missstate.edu  
 Press Row: 662-325-3776  
 Website: www.mstateathletics.com  
 Mailing Address: P. O. Box 5308,  
 Mississippi St., MS 39762

### ROSTER

NO.	NAME	POS	CL.	HT	WT	HOMETOWN
3	Brian Smith	G	So.	5-11	170	Lexington, Ky.
10	Todd Abernethy	G	Jr.	6-1	190	Carmel, Ind.
11	Londrick Nolen	F	Sr.	6-2	192	Memphis, Tenn.
12	Clarence Sanders	G	Jr.	6-2	180	Phenix City, Ala.
20	Bam Doyno	G/F	Jr.	6-4	170	Little Rock, Ark.
21	Xavier Hansbro	F	Fr.	6-9	225	Trezevant, Tenn.
22	Brandon Patterson	G	So.	6-6	180	Altheimer, Ark.
25	Trey Hampton	F	Fr.	6-7	220	Hoover, Ala.
32	Jermey Parnell	F/C	So.	6-8	245	Gosnell, Ark.
33	Mike Smith	F	Fr.	6-7	240	Jacksonville, Ark.
34	Marquis Young	C	Fr.	6-9	275	Chicago, Ill.
44	Dwayne Curtis	C	So.	6-8	290	Chicago, Ill.

### ROSTER

NO.	NAME	POS	CL.	HT	WT	HOMETOWN
1	Richard Delk	G	Fr.	6-5	180	Jackson, Tenn.
2	Jerrell Houston	F	Fr.	6-8	210	Memphis, Tenn.
3	Billy Begley	G	Jr.	6-1	190	Henderson, Ky.
5	Jamall Edmondson	G	Sr.	5-9	185	Montgomery, Ala.
20	Michael Boler	G/F	Jr.	6-5	190	Greenwood, Miss.
21	Jeremy Wise	G	Fr.	6-2	165	Jackson, Miss.
22	Dietric Slater	G/F	Jr.	6-3	195	Waynesboro, Miss.
23	Charles Rhodes	F	So.	6-8	235	Jackson, Miss.
24	Reginald Delk	G	Fr.	6-4	185	Jackson, Tenn.
25	Wesley Morgan	C	Sr.	7-2	245	Gallatin, Tenn.
30	Bernard Rimmer	F	Fr.	6-7	200	Grenada, Miss.
40	Vernon Goodridge	C/F	Fr.	6-9	220	Brooklyn, N. Y.
41	Piotr Stelmach	F	Jr.	6-9	240	Kamien Pomorski, Poland
42	Walter Sharpe	F	So.	6-9	235	Birmingham, Ala.
44	Jamont Gordon	G/F	Fr.	6-4	225	Nashville, Tenn.

INTRO  
THIS IS LSU  
TIGERS  
COACHES  
REVIEW  
**PREVIEW**  
RECORDS  
HISTORY  
LSU  
MEDIA

**South Carolina**

**Feb. 28, 8 p.m.**  
**Colonial Center**  
**Columbia, S.C.**  
**(ESPN)**



**GENERAL INFORMATION**

Location: Columbia, S.C.  
Enrollment: 23,700  
Nickname: Gamecocks  
Colors: Garnet and Black  
Arena: Colonial Center  
Conference: Southeastern  
AD: Eric Hyman

**BASKETBALL INFORMATION**

Head Coach: Dave Odom  
Alma Mater: Guilford, '65  
School Record: 77-55 (4 years)  
Career Record: 355-229 (19 years)  
Assistant Coaches: Rick Duckett, Barry Sanderson, Ken Potosnak  
2004-05 Record: 20-13  
Conference Record/Finish: 7-9/4th East  
Lettermen Returning/Lost: 9/4  
Starters Returning/Lost: 4/1  
Series Record: South Carolina leads, 11-7

**SPORTS INFORMATION**

MBB Contact: Michelle Schmitt  
Office Phone: 803-777-7872  
Office Fax: 803-777-2967  
Schmitt's E-mail address: mschmitt@gwm.sc.edu  
Press Row: 803-777-6182  
Website: www.uscsports.com  
Mailing Address: Rex Enright Center  
1300 Rosewood Drive  
Columbia, SC 29208

**Tennessee**

**Jan. 14, 5 p.m.**  
**Maravich Center**  
**Baton Rouge, La.**  
**(Fox Sports Net)**



**GENERAL INFORMATION**

Location: Knoxville, Tenn.  
Enrollment: 25,058  
Nickname: Volunteers  
Colors: Orange and White  
Arena: Thompson-Boling Arena (24,535)  
Conference: Southeastern  
AD: Mike Hamilton

**BASKETBALL INFORMATION**

Head Coach: Bruce Pearl  
Alma Mater: Boston College, '82  
School Record: First year  
Career Record: 317-84 (13 years)  
Assistant Coaches: Tony Jones, Scott Edgar, Jason Shay  
2004-05 Record: 14-17  
Conference Record/Finish: 6-10/5th East  
Lettermen Returning/Lost: 9/3  
Starters Returning/Lost: 3/2  
Series Record: Tennessee Leads, 53-40

**SPORTS INFORMATION**

MBB Contact: Craig Pinkerton  
Office Phone: 865-974-1212  
Office Fax: 865-974-1269  
Pinkerton's E-Mail address: craig@Tennessee.edu  
Press Row: 865-544-0789  
Website: www.UTsports.com  
Mailing Address: P. O. Box 15016  
Knoxville, TN 37901

**ROSTER**

NO.	NAME	POS	CL.	HT	WT	HOMETOWN
1	Tre' Kelley	G	Jr.	6-0	182	Washington, D. C.
2	Stephen McDowell	G	So.	5-11	180	Indianapolis, Ind.
4	Bryce Sheldon	F	Jr.	6-5	200	Anaheim, Calif.
5	Dominique Archie	G	Fr.	6-7	180	Augusta, Ga.
10	Rocky Trice	F	Sr.	6-2	160	Swainsboro, Ga.
14	Antoine Tisby	C	Sr.	6-8	230	Kansas City, Kan.
20	Keving Palacios	C	Jr.	6-8	230	Venezuela
21	Tarence Kinsey	G	Sr.	6-7	184	Tampa, Fla.
23	Dwayne Day	F	So.	6-7	177	Mount Vernon, Ga.
24	Ousmane Konate	F	So.	6-9	265	Senegal
33	Brandon Wallace	F	Jr.	6-9	195	Jackson, S. C.
34	Renaldo Balkman	F	Jr.	6-8	210	Tampa, Fla.

**ROSTER**

NO.	NAME	POS	CL.	HT	WT	HOMETOWN
1	Major Wingate	C	Jr.	6-10	250	Florence, S.C.
2	JaJuan Smith	G	So.	6-1	193	Decatur, Tenn.
3	Stanley Asumnu	G/F	Sr.	6-5	215	Houston, Texas
5	Chris Lofton	G	So.	6-2	195	Maysville, Ky.
11	Eddie DeBro	G	Sr.	5-11	190	Smyrna, Tenn.
12	Pee-Wee Gash	G	Sr.	5-7	150	Asheville, N. C.
15	Jordan Howell	G	So.	6-3	187	Auburn, Ala.
22	Andre Patterson	F	Sr.	6-7	218	Los Angeles, Calif.
23	Dane Bradshaw	G	Jr.	6-4	207	Memphis, Tenn.
32	C. J. Watson	G	Sr.	6-2	180	Las Vegas, Nev.
33	Jemere Hendrix	F	Sr.	6-8	233	Covington, Ga.
34	Ryan Childress	F	Fr.	6-9	248	Cincinnati, Ohio
35	Damion Harris	C	Fr.	6-10	275	Greenville, S. C.

**Vanderbilt**

**Feb. 22, 7 p.m.**  
**Memorial Gymnasium**  
**Nashville, Tenn.**



**GENERAL INFORMATION**

Location: Nashville, Tenn.  
Enrollment: 6,272  
Nickname: Commodores  
Colors: Black and Gold  
Arena: Memorial Gym  
Conference: Southeastern

**BASKETBALL INFORMATION**

Head Coach: Kevin Stallings  
Alma Mater: Purdue, '82  
School Record: 105-83 (6 years)  
Career Record: 228-146 (12 years)  
Assistant Coaches: Brad Frederick, Jeff Jackson, Dan Muller, Tom Richardson  
2004-05 Record: 20-14  
Conference Record/Finish: 8-8/3rd East  
Lettermen Returning/Lost: 9/3  
Starters Returning/Lost: 3/2  
Series Record: Vanderbilt leads, 53-46

**SPORTS INFORMATION**

MBB Contact: Andre Foushee  
Office Phone: 615-343-1847  
Office Fax: 615-343-7064  
Foushee's home phone: 615-268-5534  
Foushee's E-Mail address: andre.foushee@Vanderbilt.edu  
Press Row: 615-320-0436  
Website: www.vucommoedors.com  
Mailing Address: 2601 Jess Neely Drive  
Nashville, TN 37212

**Series Record vs. 2005-06 SEC Opponents**

**Alabama**

Alabama leads, 91-63  
Last meeting -- Feb. 22, 2005 -- LSU 61, Alabama 59  
At Tuscaloosa -- Alabama leads, 58-17  
At Baton Rouge -- LSU leads, 42-27

**Arkansas**

Arkansas leads, 25-15  
Last meeting -- Feb. 12, 2005 -- Arkansas 65, LSU 62  
At Fayetteville -- Arkansas leads, 11-3  
At Baton Rouge -- Arkansas leads, 9-7

**Auburn**

LSU leads, 75-56  
Last meeting -- March 11, 2005 -- LSU 89, Auburn 58  
At Auburn -- Auburn leads, 31-30  
At Baton Rouge -- LSU leads, 41-20

**Florida**

LSU leads, 57-35  
Last meeting -- Feb. 19, 2005 -- LSU 77, Florida 73  
At Gainesville -- Florida leads, 23-17  
At Baton Rouge -- LSU leads, 32-11

**Georgia**

LSU leads, 56-39  
Last meeting -- Feb. 2, 2005 -- LSU 95, Georgia 79  
At Athens -- Georgia leads, 22-20  
At Baton Rouge -- LSU leads, 29-13

**Kentucky**

Kentucky leads, 76-21  
Last meeting -- March 12, 2005 -- Kentucky 79, LSU 78  
At Lexington -- Kentucky leads, 37-4  
At Baton Rouge -- Kentucky leads, 26-15

**Ole Miss**

LSU leads, 110-77  
Last meeting -- March 2, 2005 -- LSU 58, Ole Miss 53  
At Oxford -- Ole Miss leads, 48-34  
At Baton Rouge -- LSU leads, 70-27

**Mississippi State**

LSU leads, 99-88  
Last meeting -- Feb. 16, 2005 -- LSU 80, Miss. State 72  
At Starkville -- Mississippi State leads, 54-34  
At Baton Rouge -- LSU leads, 62-31

**South Carolina**

South Carolina leads, 11-7  
Last meeting -- Jan. 12, 2005 -- LSU 79, USC 64  
At Columbia -- South Carolina leads, 5-3  
At Baton Rouge -- LSU leads, 4-3

**Tennessee**

Tennessee leads, 55-40  
Last meeting -- Feb. 5, 2005 -- UT 77, LSU 55  
At Knoxville -- Tennessee leads, 28-14  
At Baton Rouge -- LSU leads, 24-20

**Vanderbilt**

Vanderbilt leads, 52-46  
Last meeting -- March 5, 2005 -- LSU 81, Vandy 69  
At Nashville -- Vanderbilt leads, 33-12  
At Baton Rouge -- LSU leads, 28-16





**NCAA Tournament**

**Selection Sunday -- March 12, 2005**

**• Opening Round - March 14**

Dayton, Ohio  
University of Dayton Arena

**• First and Second Rounds  
March 16 and 18**

Greensboro, N. C.  
Greensboro Coliseum

Jacksonville, Fla.  
Jacksonville Veterans Memorial Coliseum

Salt Lake City, Utah  
Jon M. Huntsman Center

San Diego, Calif.  
Cox Center

**March 17 and 19**

Dayton, Ohio  
University of Dayton Arena

Philadelphia, Pa.  
Wachovia Center

Dallas, Texas  
American Airlines Center

Auburn Hills, Mich.  
Palace of Auburn Hills

**• Regional Sites - March 23-25**

Atlanta, Ga.  
Georgia Dome

Oakland, Calif.  
Oakland Arena

**March 24-26**

Washington, D. C.  
MCI Center

Minneapolis, Minn.  
Hubert H. Humphrey Metrodome

**2005 Final Four - April 1 and 3**

Indianapolis, Ind. RCA Dome

**Future NCAA Final Four Dates/Sites**

2007 - March 31-April 2, Atlanta, Ga., Georgia Dome  
2008 - April 5-7, San Antonio, Texas, Alamodome  
2009 - April 4-6, Detroit, Mich., Ford Field  
2010 - April 3-5, Indianapolis, Ind., RCA Dome  
2011 - April 2-4, Houston, Texas, Reliant Stadium

**National Invitational Tournament**

**Opening Round** - At Campus Sites  
March 14

**First Round** - At Campus Sites  
March 14, 15, 16, 17

**Second Round** - At Campus Sites  
March 22, 23, 24

**Third Round** - At Campus Sites  
March 23, 24, 25

**Semifinals** - Madison Square Garden  
New York City, N.Y.  
March 28

**Finals** - Madison Square Garden  
New York City, N.Y.  
March 30

INTRO
THIS IS LSU
TIGERS
COACHES
REVIEW
<b>PREVIEW</b>
RECORDS
HISTORY
LSU
MEDIA

**TRAVEL/ROAD HOTELS**

The following information regarding LSU and locations is based on plans made prior to the season and at press time for this book. It should be noted that due to the many circumstances regarding hurricanes Katrina and Rita in South Louisiana and its effects on the Baton Rouge and New Orleans airports, final travel plans were not available at press time.

As a rule, all practices are closed on the road. Coach John Brady will primarily be available for interviews when the team arrives at the hotel headquarters. Players are not available on the road for pregame interviews and Coach Brady will normally not conduct interviews on game day until after the game.

LSU Senior Associate SID Kent Lowe will be traveling with the team for all games.

**at West Virginia  
Nov. 26, 4:30 p.m. EST (Morgantown, W. Va.)**

The Tigers will fly to Pittsburgh, Pa., on Nov. 24 and bus to Morgantown ... The team will stay at the Radisson Waterfront in Morgantown, Two Waterfront Place. Phone - 304-296-1700 ... Team will fly out of Pittsburgh to Baton Rouge on Nov. 27.

**at Las Vegas Holiday Classic  
Dec. 22, 5 p.m. PST  
Dec. 23, 7:30 p.m. PST (Las Vegas, Nev.)**

The Tigers will fly to Las Vegas on Dec. 20 ... The team will stay at The Palms, 4321 Flamingo Road, 702-942-7777 ... Team will fly out of Las Vegas after the game on Dec. 23, arriving back in Baton Rouge on the morning of Dec. 24.

**at Ohio State  
Dec. 31, 2 p.m. EST (Columbus, Ohio)**

The Tigers will fly to Columbus on Dec. 30 ... The team will stay at the Hyatt Regency Columbus, 350 North High Street, 614-463-1234 ... The Tigers will fly out of Columbus after the game on Dec. 31, returning late in the evening.

**vs. Connecticut  
Jan. 7, 4 p.m. EST (Hartford, Conn.)**

The Tigers will fly out of Baton Rouge on Jan. 6 ... The team will stay at the Hilton Hartford, 315 Trumbull Street, Phone - 860-728-5151 ... The Tigers will fly out of Hartford on Jan. 8.

**at Arkansas  
Jan. 11, 7 p.m. (Fayetteville, Ark.)**

The Tigers will fly out of Baton Rouge to Fayetteville on Jan. 10 ... The team will stay at the Radisson, 70 North East Avenue in Fayetteville ... Phone - 479-442-5555 ... Team will return to Baton Rouge following the game.

**at Mississippi State  
Jan. 18, 7 p.m. (Starkville, Miss.)**

The Tigers will fly via charter airplane on Jan. 17, arriving in Columbus, Miss., and bussing to Starkville ... Team will stay at the Comfort Inn Suites, 801 Russell ... Phone - 662-324-9595 ... The team will fly back to Baton Rouge following the game.

**at Ole Miss  
Jan. 28, 2 p.m. (Oxford, Miss.)**

The Tigers will bus from Baton Rouge to Oxford on Jan. 27 ... Team will stay at the Downtown Inn, 400 North Lamar Blvd. ... Phone - 662-234-3031 ... The team will fly back to Baton Rouge following the game.

**at Alabama  
Feb. 4, Noon (Tuscaloosa, Ala.)**

The Tigers will bus from Baton Rouge to Tuscaloosa on Feb. 3 ... The team will stay at the Hampton Inn University, 600 Harper Lee Drive ... Phone - 205-553-9800 ... The team will bus back to Baton Rouge following the game.

**at Florida  
Feb. 11, 1 p.m. EST (Gainesville, Fla.)**

The Tigers will fly via charter airplane on Feb. 10 ... The team will stay at the Hilton University of Florida Conference Center, 1714 S. W. 34th Street ... Phone - 352-371-3600 ... The team will fly back to Baton Rouge following the game.

**at Auburn  
Feb. 18, 5 p.m. (Auburn, Ala.)**

The Tigers will bus from Baton Rouge to Auburn on Feb. 17 ... Team will stay at The Hotel at Auburn University, 241 South College Street ... Phone - 334-821-8200 ... Team will bus back to Baton Rouge following the game.

**at Vanderbilt  
Feb. 22, 7 p.m. (Nashville, Tenn.)**

The Tigers will fly from Baton Rouge to Vanderbilt on Feb. 21 ... Hotel is to be determined ... Team will fly back to Baton Rouge following the game.

**at South Carolina  
Feb. 28, 9 p.m. EST (Columbia, S. C.)**

The Tigers will fly from Baton Rouge to Columbia, S. C., on Feb. 27 ... The team will stay at the Marriott, 1200 Hampton Street ... Phone - 803-771-7000 ... The team will fly back to Baton Rouge following the game.

**at the SEC Tournament  
March 9-12, TBA (Nashville, Tenn.)**

The Tigers will fly from Baton Rouge to Nashville on March 8 ... The team will stay at the Doubletree Hotel Nashville, 315 4th Avenue North ... Phone - 615-244-8200 ... Return trip based on team's performance in tournament.



The 2006 Southeastern Conference Men's Basketball Tournament will be hosted by the city of Nashville for the first time since 2001. This year's tourney will be held at the Gaylord Entertainment Center, home of the NHL's Nashville Predators and the Nashville Katz of the Arena Football League.

The Gaylord Entertainment Center is one of the finest facilities of its

kind in America. The arena site is conveniently located in the heart of Music City, directly across the street from the Country Music Hall of Fame and a few blocks away from the city's historic Second Avenue District. The 2006 event marks the fourth time Nashville has hosted the tournament (1984, 1991, 2001). The 2001 tournament, held at the Gaylord Center, amassed impressive crowds with the seventh highest total attendance (203,489) and the 11th highest championship game attendance (20,225) in SEC Tournament history.

The winner of the 11-game tournament receives the SEC's automatic bid to the NCAA Tournament. The tournament seeds, conference championship and division titles are determined by the 16-game conference schedule during the regular season. Teams are seeded by their divisional finish and features Eastern Division-Western Division matchups in every game should the higher seed win each contest. Atlanta served as host of the inaugural SEC Tournament played following the 1932-33 season and did so again after the 1933-34 season. The event was held every year through 1952, with the exception of 1935. After a 26-year layoff (1953-78), the tournament was renewed in 1979. The 2006 tournament will be the 47th in league history and the 28th since the renewal.

The SEC has shown extraordinary balance in the tournament, evidenced by the fact that a different school won the first seven titles after the renewal. The event has helped set the stage for SEC teams in the NCAA Tournament, as 20 of the last 26 tournament champions have advanced to at least the Sweet 16 with three of the last 10 going on to win the national championship. Since the renewal in 1979, the SEC Tournament Champion has failed to win at least one NCAA Tournament game only three times. Kentucky leads the league with 25 SEC Tournament titles. Alabama is second with six, while Tennessee ranks third with four, and Mississippi State has two championship trophies. Arkansas, Auburn, Florida, Georgia, LSU, Ole Miss, Vanderbilt and former league member Georgia Tech have each won one SEC Tournament championship.

## SEC TOURNAMENT RECORDS

TEAM	YEARS	WON	LOST	PCT.	TITLES	LSU VS.
Kentucky	44	107	18	.861	25	1-14
Alabama	46	55	39	.585	6	2-5
Tennessee	45	54	41	.568	4	2-6
Arkansas	14	14	13	.519	1	1-2
LSU	46	40	45	.471	1	---
South Carolina	14	12	14	.462	0	0-2
Georgia	45	32	44	.421	1	5-3
Florida	40	25	39	.391	1	8-1
Vanderbilt	44	27	43	.386	1	5-3
Auburn	43	26	42	.382	1	5-3
Ole Miss	43	22	42	.344	1	5-2
Mississippi State	45	19	43	.306	2	2-2

### Former Members

Georgia Tech	19	14	18	.438	1	1-0
Tulane	16	12	16	.429	0	2-2
Sewanee	2	0	2	.000	0	1-0

## 2006 SEC Tournament

**March 9-12 • Gaylord Entertainment Center • Nashville, Tenn.**

### First Round - March 9 (Thursday)

Game 1	Eastern #5 vs. Western #4 [JP]	Noon CT
Game 2	Western #6 vs. Eastern #3 [JP]	2:15 p.m. CT
Game 3	Western #5 vs. Eastern #4 [JP]	6:30 p.m. CT
Game 4	Eastern #6 vs. Western #3 [JP]	8:45 p.m. CT

### Second Round - March 10 (Friday)

Game 5	Game 1 Winner vs. Eastern #1 [JP]	Noon CT
Game 6	Game 2 Winner vs. Western #2 [JP]	2:15 p.m. CT
Game 7	Game 3 Winner vs. Western #1 [JP]	6:30 p.m. CT
Game 8	Game 4 Winner vs. Eastern #2 [JP]	8:45 p.m. CT

### Semifinals - March 11 (Saturday)

Game 9	Game 5 Winner vs. Game 6 Winner [JP]	Noon CT
Game 10	Game 7 Winner vs. Game 8 Winner [JP]	2:15 p.m. CT

### Finals - March 12 (Sunday)

Game 11	Game 9 Winner vs. Game 10 Winner [CBS]	Noon CT
---------	--	---------

### Future SEC Tournament Dates & Sites

2007	March 8-11	Georgia Dome, Atlanta, Ga.
2008	March 13-16	Georgia Dome, Atlanta, Ga.
2009	March 12-15	St. Pete Times Forum, Tampa, Fla.
2010	March 11-14	Gaylord Entertainment Center, Nashville, Tenn.
2011	March 10-13	Georgia Dome, Atlanta, Ga.
2012	March 8-11	New Orleans Arena, New Orleans, La.

### 1933 - Atlanta Athletic Club, Atlanta, Ga.

First Round	LSU 57, Auburn 33
Quarterfinals	LSU 55, Tennessee 43
Semifinals	Kentucky 51, LSU 38

### 1934 - Atlanta Athletic Club, Atlanta, Ga.

Quarterfinals	Tennessee 42, LSU 35
---------------	----------------------

### 1936 - Alumni Memorial Gym, Knoxville, Tenn.

Quarterfinals	Alabama 52, LSU 30
---------------	--------------------

### 1937 - Alumni Memorial Gym, Knoxville, Tenn.

Quarterfinals	Kentucky 57, LSU 37
---------------	---------------------

### 1938 - Huey Long Field House, Baton Rouge, La.

Quarterfinals	LSU 60, Auburn 34
Semifinals	Ole Miss 68, LSU 40

### 1939 - Alumni Memorial Gym, Knoxville, Tenn.

First Round	LSU 55, Sewanee 35
Quarterfinals	LSU 50, Georgia 28
Semifinals	Kentucky 53, LSU 34

### 1940 - Alumni Memorial Gym, Knoxville, Tenn.

First Round	LSU 57, Tulane 44
Quarterfinals	Alabama 51, LSU 25

### 1941 - Jefferson County Armory, Louisville, Ky.

First Round	Vanderbilt 63, LSU 49
-------------	-----------------------

### 1942 - Jefferson County Armory, Louisville, Ky.

Quarterfinals	Alabama 45, LSU 31 (OT)
---------------	-------------------------

### 1943 - Jefferson County Armory, Louisville, Ky.

First Round	LSU 67, Auburn 38
Quarterfinals	LSU 46, Alabama 41
Semifinals	Tennessee 52, LSU 34

### 1944 - Jefferson County Armory, Louisville, Ky.

Semifinals	Kentucky 55, LSU 28
------------	---------------------

**1945 - Jefferson County Armory, Louisville, Ky.**

Quarterfinals - Kentucky 68, LSU 37

**1946 - Jefferson County Armory, Louisville, Ky.**

First Round - LSU 74, Tulane 29

Quarterfinals - LSU 69, Ole Miss 34

Semifinals - LSU 60, Georgia 41

Finals - Kentucky 59, LSU 36

**1947 - Jefferson County Armory, Louisville, Ky.**

First Round - LSU 61, Ole Miss 36

Quarterfinals - LSU 60, Florida 45

Semifinals - Tulane 63, LSU 50

**1948 - Jefferson County Armory, Louisville, Ky.**

Quarterfinals - Kentucky 63, LSU 47

**1949 - Jefferson County Armory, Louisville, Ky.**

First Round - LSU 55, Georgia Tech 53

Quarterfinals - LSU 60, Vanderbilt 56

Semifinals - Tulane 72, LSU 63

**1950 - Jefferson County Armory, Louisville, Ky.**

First Round - LSU 66, Florida 57

Quarterfinals - LSU 73, Auburn 45

Semifinals - Tennessee 81, LSU 79 (OT)

**1951 - Jefferson County Armory, Louisville, Ky.**

Quarterfinals - LSU 62, Ole Miss 57

Semifinals - Vanderbilt 75, LSU 63

**1952 - Jefferson County Armory, Louisville, Ky.**

First Round - LSU 77, Mississippi State 44

Quarterfinals - LSU 75, Ole Miss 60

Semifinals - LSU 77, Florida 69

Finals - Kentucky 44, LSU 43

**1979 - Birmingham Coliseum, Birmingham, Ala.**

Semifinals - (6) Kentucky 80, (1) LSU 67

**1980 - Birmingham Coliseum, Birmingham, Ala.**

Quarterfinals - (2) LSU 95, (10) Florida 82

Semifinals - (2) LSU 73, (3) Alabama 66

Finals - (2) LSU 80, (1) Kentucky 78

**1981 - Birmingham Coliseum, Birmingham, Ala.**

Quarterfinals - (1) LSU 85, (8) Florida 73

Semifinals - (5) Georgia 68, (1) LSU 60

**1982 - Rupp Arena, Lexington, Ky.**

Quarterfinals - (4) Ole Miss 59, (5) LSU 52

**1983 - Birmingham Coliseum, Birmingham, Ala.**

Quarterfinals - (7) Tennessee 74, (2) LSU 71

**1984 - Memorial Gymnasium, Nashville, Tenn.**

Quarterfinals - (5) Alabama 72, (4) LSU 70 (OT)

**1985 - Birmingham Coliseum, Birmingham, Ala.**

Quarterfinals - (8) Auburn 58, (1) LSU 55

**1986 - Rupp Arena, Lexington, Ky.**

Quarterfinals - (5) LSU 72, (4) Florida 66

Semifinals - (1) Kentucky 61, (5) LSU 58

**1987 - The Omni, Atlanta, Ga.**

First Round - (7) LSU 68, (10) Mississippi State 54

Quarterfinals - (7) LSU 72, (2) Florida 66

Semifinals - (7) LSU 89, (3) Georgia 88 (2OT)

Finals - (1) Alabama 69, (7) LSU 62

**1988 - Assembly Center, Baton Rouge, La.**

Quarterfinals - (4) LSU 87, (5) Vanderbilt 80

Semifinals - (1) Kentucky 86, (4) LSU 80

**1989 - Thompson-Boling Arena, Knoxville, Tenn.**

Quarterfinals - (5) Tennessee 95, (4) LSU 77

**1990 - Orlando Arena, Orlando, Fla.**

Quarterfinals - (6) Auburn 78, (3) LSU 76

**1991 - Memorial Gym, Nashville, Tenn.**

Quarterfinals - (7) Auburn 92, (2) LSU 77

**1992 - BJCC, Birmingham, Ala.**

Quarterfinals - (W2) LSU 99, (E3) Tennessee 89

Semifinals - (E1) Kentucky 80, (W2) LSU 74

**1993 - Rupp Arena, Lexington, Ky.**

Quarterfinals - (W2) LSU 89, (W5) Ole Miss 70

Semifinals - (W2) LSU 72, (E1) Vanderbilt 62

Finals - (E2) Kentucky 82, (W2) LSU 65

**1994 - The Pyramid, Memphis, Tenn.**

First Round - (E4) Georgia 83, (W5) LSU 70

**1995 - Georgia Dome, Atlanta, Ga.**

First Round - (E4) Vanderbilt 85, (W5) LSU 61

**1996 - Louisiana Superdome, New Orleans, La.**

First Round - (E3) South Carolina 85, (W6) LSU 76

**1997 - The Pyramid, Memphis, Tenn.**

First Round - (E3) Georgia 75, (W6) LSU 54

**1998 - Georgia Dome, Atlanta, Ga.**

First Round - (E3) Tennessee 73, (W6) LSU 62

**1999 - Georgia Dome, Atlanta, Ga.**

First Round - (E3) Florida 97, (W6) LSU 75

**2000 - Georgia Dome, Atlanta, Ga.**

Quarterfinals - (W1) LSU 71, (E4) Vanderbilt 60

Semifinals - (W2) Arkansas 69, (W1) LSU 67

**2001 - Gaylord Center, Nashville, Tenn.**

First Round - (W6) LSU 63, (E3) Georgia 62

Quarterfinals - (W2) Arkansas 77, (W6) LSU 72

**2002 - Georgia Dome, Atlanta, Ga.**

First Round - (W4) LSU 69, (E5) Vanderbilt 62

Quarterfinals - (W4) LSU 78, (E3) Georgia 76

Semifinals - (W2) Mississippi State 57, (W4) LSU 51

**2003 - Louisiana Superdome, New Orleans, La.**

First Round - (W3) LSU 85, (W6) Arkansas 56

Quarterfinals - (W3) LSU 65, (E2) Florida 61

Semifinals - (W1) Mississippi State 76, (W3) LSU 61

**2004 - Georgia Dome, Atlanta, Ga.**

Quarterfinals - (E3) South Carolina 85, (W2) LSU 64

**2005 - Georgia Dome, Atlanta, Ga.**

Quarterfinals - (W2) LSU 89, (W6) Auburn 58

Semifinals -- (E1) Kentucky 79, (W2) LSU 78 (ot)

INTRO

THIS IS LSU

TIGERS

COACHES

REVIEW

PREVIEW

RECORDS

HISTORY


LSU

MEDIA

INTRO
THIS IS LSU
TIGERS
COACHES
REVIEW
PREVIEW
<b>RECORDS</b>
HISTORY
LSU
MEDIA



**Stanley Roberts**  
Field goal percentage co-leader



**Anthony Wilson**  
Season three-point field goal leader (95)



**Eddie Palubinskas**  
15-15 from free throw line (single-game best)

## Individual Records

### POINTS

Game:	69	by Pete Maravich vs. Alabama, 2-7-70
Season:	1,381	by Pete Maravich, 1969-70
Freshman:	965	by Chris Jackson, 1988-89
Sophomore:	1,138	by Pete Maravich, 1967-68
Junior:	1,148	by Pete Maravich, 1968-69
Senior:	1,381	by Pete Maravich, 1969-70
Career:	3,667	by Pete Maravich, 1967-70

### SCORING AVERAGE

Season:	44.5	by Pete Maravich, 1969-70
Career:	44.2	by Pete Maravich, 1967-70

### FIELD GOALS MADE

Game:	26	by Pete Maravich vs. Vanderbilt, 12-11-69 & vs. Alabama, 2-7-70
Season:	522	by Pete Maravich, 1969-70
Career:	1,387	by Pete Maravich, 1967-70

### FIELD GOALS ATTEMPTED

Game:	57	by Pete Maravich vs. Vanderbilt, 1-29-69 & vs. Alabama, 2-7-70
Season:	1,168	by Pete Maravich, 1969-70
Career:	3,166	by Pete Maravich, 1967-70

### FIELD GOAL PERCENTAGE

Game (Min. 10 Att.):	1.000	by Stanley Roberts, 10-10, vs. Loyola Marymount, 2-3-90
	1.000	by Durand Macklin, 12-12, vs. Mississippi State, 1-5-80
	1.000	by Bill Wilson, 10-10 vs. Georgia, 1964
Season (Min. 100 Att.):	.675	by Dave Ramsden, 112-166, 1968-69
Career (Min. 250 Att.):	.643	by Dave Ramsden, 164-255, 1966-69

### THREE-POINT FIELD GOALS MADE

Game:	10	by Chris Jackson vs. Tennessee, 2-10-90
Season:	95	by Anthony Wilson, 1986-87
Career:	237	by Torris Bright, 2000-03

### THREE-POINT FIELD GOALS ATTEMPTED

Game:	20	by Chris Jackson vs. Ole Miss, 3-4-89 & vs. Tennessee, 2-10-90
Season:	246	by Chris Jackson, 1989-90
Career:	605	by Torris Bright, 2000-03

### THREE-POINT FIELD GOAL PERCENTAGE

Game (Min. 5 Att.):	1.000	by Antonio Hudson, 6-6, vs. Louisiana-Lafayette, 11-21-04
		by Collis Temple, 5-5, vs. Nicholls State, 12-22-00
		by Torris Bright, 5-5, at Arizona, 12-20-00
		by Darrel Mitchell, 5-5, vs. Auburn, 2-26-03
Season (Min. 50 Att.):	.509	by Jamie Brandon, 27-53, 1992-93
Career (Min. 75 Att.):	.489	by Justin Anderson, 45-92, 1991-92
Career (Min. 100 Att.):	.438	by Jamie Brandon, 46-105, 1991-93

### FREE THROWS MADE

Game:	30	by Pete Maravich, vs. Oregon State, 12-22-69
Season:	337	by Pete Maravich, 1969-70
Career:	893	by Pete Maravich, 1967-70

### FREE THROWS ATTEMPTED

Game:	31	by Pete Maravich, vs. Oregon State, 12-22-69
Season:	337	by Pete Maravich, 1969-70
Career:	1,152	by Pete Maravich, 1967-70

### CONSECUTIVE FREE THROWS MADE


Game:	21	by Pete Maravich, vs. Oregon State, 12-22-69
Season:	35	by Chris Jackson, 1989-90
Two Seasons:	31	by Eddie Palubinskas, 1973-74

### FREE THROW PERCENTAGE

Game (Min. 15 Att.):	1.000	by Eddie Palubinskas, 15-15, vs. Mississippi State, 3-1-73
Season (Min. 50 Att.):	.9095	by Chris Jackson, 191-210, 1989-90
Career (Min. 200 Att.):	.875	by Eddie Palubinskas, 259-295, 1972-74



**Torris Bright**  
Most career games started (128)



**Derrick Taylor**  
Most minutes played in a season (1,342)

**REBOUNDS**

Game:	32	by Durand Macklin, vs. Tulane, 11-26-76
Season:	474	by Al Sanders, 1969-70
Career:	1,276	by Durand Macklin, 1976-81

**REBOUND AVERAGE**

Season:	17.3	by Bob Pettit, 1953-54
Career:	14.8	by Bob Pettit, 1951-54

**FOULS**

Season:	125	by Al Sanders, 1969-70
Career:	407	by Greg Cook, 1976-77; 1978-81

**ASSISTS**

Game:	19	by Kenny Higgs, vs. Georgia, 1-17-77
Season:	239	by Kenny Higgs, 1976-77
Career:	645	by Kenny Higgs, 1974-78

**ASSIST AVERAGE**

Season:	8.9	by Kenny Higgs, 1976-77
Career:	6.1	by Kenny Higgs, 1974-78

**GAMES**

Season:	39	by Bernard Woodside, 1986-87
Career:	130	by Jose Vargas, 1984-88

**GAMES STARTED**

Season:	38	by Anthony Wilson, 1986-87 & Derrick Taylor, Don Redden, 1985-86
Career:	128	by Torris Bright, 2000-03

**STEALS**

Game:	10	by Shawn Griggs vs. Tennessee, 2-23-91
Season:	93	by Darryl Joe, 1986-87
Career:	310	by Clarence Ceasar, 1991-95

**STEAL AVERAGE**

Season:	3.0	by Clarence Ceasar, 1993-94; 1994-95
Career:	2.8	by Clarence Ceasar, 1992-95

**BLOCKED SHOTS**

Game:	12	by Shaquille O'Neal, vs. Loyola Marymount, 2-3-90
Season:	157	by Shaquille O'Neal, 1991-92
Career:	412	by Shaquille O'Neal, 1989-92

**BLOCK AVERAGE**

Season:	5.2	by Shaquille O'Neal, 1991-92
Career:	4.6	by Shaquille O'Neal, 1989-92

**MINUTES PLAYED**

Season:	1,342	by Derrick Taylor, 1985-86
Career:	4,276	by Howard Carter, 1979-83

**Team Records**

**POINTS**

Game:	159	vs. Northern Arizona, 12-28-91 (LSU, 159-86)
Home Court:	159	vs. Northern Arizona, 12-28-91 (LSU, 159-86)
Road:	124	vs. Texas, 1-2-90 (LSU 124-113)
1st half:	80	vs. Northern Arizona, 12-28-91 (LSU, 159-86)
2nd half:	79	vs. Northern Arizona, 12-28-91 (LSU, 159-86)
In a loss:	112	vs. Ole Miss, 3-4-89 (Ole Miss, 113-112-OT)
By Opponent:	141	by Loyola Marymount, 2-3-90 (LSU 148-141-OT)
Two Teams:	289	LSU (148), Loyola Marymount (141), 2-3-90
Season:	2,985	in 1969-70 (32 games)
Average:	93.3	in 1969-70 (2,985 in 32 games)
By Opponent:	2,861	in 1988-89 (32 games)

**FIELD GOALS MADE**

Game:	61	vs. Loyola Marymount, 2-3-90
Two Teams:	113	LSU (61) vs. Loyola Marymount (52), 2-3-90
Season:	1,170	in 1985-86

**FIELD GOALS ATTEMPTED**

Game:	114	vs. Louisiana College, 12-7-53
Season:	2,403	in 1969-70

INTRO
THIS IS LSU
TIGERS
COACHES
REVIEW
PREVIEW
<b>RECORDS</b>
HISTORY
LSU
MEDIA

- INTRO
- THIS IS LSU
- TIGERS
- COACHES
- REVIEW
- PREVIEW
- RECORDS**
- HISTORY
- LSU
- MEDIA



**Randy Livingston**  
Had 18 of LSU's school record  
38 assists against George Mason in 1994.



**Shaquille O'Neal**  
Had a triple-double with 10 of LSU's  
16 blocks against Texas in 1990.

### FIELD GOAL PERCENTAGE

Game:	.714	vs. Clemson, 12-20-69 (50 of 70)
Season:	.520	in 1978-79 (964 of 1,854)

### THREE-POINT FIELD GOALS MADE

Game:	17	at Tennessee, 3-01-03
Season:	215	in 2002-03

### THREE-POINT FIELD GOALS ATTEMPTED

Game:	40	vs. South Carolina, 2-10-96
Season:	614	in 1995-96

### THREE-POINT FIELD GOAL PERCENTAGE

Game:	1.000	vs. Arkansas State, 12-4-86 (3-3)
Season:	.401	in 1986-87 season (181-451)

### FREE THROWS MADE

Game:	41	vs. Tulane, 12-22-79
Season:	667	in 1969-70

### FREE THROWS ATTEMPTED

Game:	55	vs. Tulane, 12-22-79
Season:	944	in 1980-81

### FREE THROW PERCENTAGE

Game:	1.000	vs. Tennessee, 3-11-83 (11-11)
Season:	.770	in 1988-89 (557-723)

### REBOUNDS

Game:	80	vs. Montana State, 12-27-76
Season:	1,691	in 1969-70 (32 games)
Average:	52.8	in 1969-70 (1,691 in 32 games)

### FOULS

Season:	747	in 1986-87
Fouled Out:	37	in 1952-53, 1973-74

### ASSISTS

Game:	38	vs. George Mason, 12-3-94
Season:	616	in 1974-75
Average:	23.7	in 1974-75 (616 in 26 games)

### BLOCKED SHOTS

Game:	16	vs. Texas, 1-2-90
Season:	225	in 1989-90
Average:	7.0	in 1989-90 (225 in 32 games)

### STEALS

Game:	23	vs. Tennessee, 2-23-91
Season:	352	in 1986-87
Average:	10.5	in 1990-91 (316 in 30 games)

### GAMES

Season:	39	in 1986-87
Most Wins:	31	in 1980-81
Most Losses:	23	in 1966-67
Win Streak:	26	in 1980-81

### ATTENDANCE

Game (Paid):	68,112	Louisiana Superdome, Jan. 20, 1990 vs. Notre Dame
Game (Turnstile):	54,321	Louisiana Superdome, Jan. 28, 1989 vs. Georgetown
Game (PMAC):	15,964	vs. Ole Miss, 2-25-81
Season (Home):	314,369	in 1989-90 (19 games, one in Louisiana Superdome)
Season (PMAC):	246,257	in 1989-90 (18 games)
Season Average	13,708	in 1980-81 (15 games)

## Individual Records

### POINTS

LSU: 53 by Shaquille O'Neal, vs. Arkansas State, 12-18-90  
Opp: 48 by Hank Gathers, Loyola Marymount, 2-3-90

### FIELD GOALS MADE

LSU: 19 by Chris Jackson, vs. Florida, 3-1-89  
Opp: 20 by Hank Gathers, Loyola Marymount, 2-3-90

### FIELD GOAL PERCENTAGE (Minimum 10 attempts)

LSU: 1.000 by Stanley Roberts, 10-10, Loyola Marymount, 2-3-90;  
by Durand Macklin, 12-12, vs. Miss. State, 1-5-80  
Opp: .909 by Ronnie Williams, Florida, 10-11, 1-2-82;  
by Bob Guyette, Kentucky, 10-11, 1-5-74;

### THREE POINT FIELD GOALS MADE

LSU: 8 by Maurice Carter, vs. Arkansas, 1-2-99  
8 by Ronnie Henderson, vs. Kentucky, 2-15-94  
Opp: 9 by Anderson Hunt, UNLV, 1-28-90

### THREE POINT FG PERCENTAGE (Minimum 4 attempts)

LSU: 1.000 by Antonio Hudson, 6-6, vs. Louisiana-Lafayette, 11-21-04  
1.000 by Collis Temple, 5-5, vs. Nicholls State, 12-22-00  
1.000 by Darrel Mitchell, 5-5, vs. Auburn, 2-26-03

### FREE THROWS MADE

LSU: 17 by Shaquille O'Neal, vs. Arkansas State, 12-18-90  
Opp: 15 by Ernie Grunfeld, Tennessee, 1-15-77

### FREE THROWS ATTEMPTED

LSU: 21 by Shaquille O'Neal, vs. Arkansas State, 12-18-90  
Opp: 18 by Leon Douglas, Alabama, 2-17-75

### FREE THROW PERCENTAGE

LSU: 1.000 by Eddie Palubinskas, 16-16, vs. Mississippi State, 3-1-73  
Opp: 1.000 by Carlos Zuniga, Tulane, 10-10, 12-4-78;  
by Sidney Moncrief, Arkansas, 10-10, 12-29-77;  
by Joe Rogers, Villanova, 10-10, 12-28-76

### REBOUNDS

LSU: 32 by Durand Macklin, vs. Tulane, 11-26-76  
Opp: 23 by Larry Fry, Mississippi State, 1-16-75

### ASSISTS

LSU: 19 by Kenny Higgs, vs. Georgia, 1-17-77  
Opp: 15 by Eddie Johnson, Auburn, 1-3-76

### BLOCKED SHOTS

LSU: 12 by Shaquille O'Neal, vs. Loyola Marymount, 2-3-90  
Opp: 6 by Charles Claxton, Georgia, 2-19-94

### STEALS

LSU: 10 by Shawn Griggs, vs. Tennessee, 2-23-91  
Opp: 9 by Mike Varos, Cal State Los Angeles, 12-8-89

## Team Records

### POINTS

LSU: 159 vs. Northern Arizona, 159-86, 12-28-91  
Opp: 141 by Loyola Marymount, LSU 148-141 (OT), 2-3-90

### FIELD GOALS MADE

LSU: 61 vs. Loyola Marymount, 2-3-90; vs. Northern Arizona, 12-28-91  
Opp: 53 by Illinois, 12-22-88

### FIELD GOALS ATTEMPTED

LSU: 103 vs. Northern Arizona, 12-28-91  
Opp: 116 by Loyola Marymount, 2-11-89

### FIELD GOAL PERCENTAGE

LSU: .703 vs. Centenary, 1-15-03  
Opp: .684 by Tulane, 3-12-82

### FREE THROWS MADE

LSU: 41 vs. Tulane, 12-22-79  
Opp: 31 by Tulane, 3-12-82

### FREE THROWS ATTEMPTED

LSU: 55 vs. Tulane, 12-22-79  
Opp: 42 by Tulane, 3-12-82; Georgia, 3-12-82

### MOST THREE-POINT FIELD GOALS MADE

LSU: 16 vs. Auburn, 2-26-03

### FOULS

LSU: 39 vs. Ole Miss, 1-14-84  
Opp: 42 by Tulane, 12-22-79

### MARGIN OF VICTORY

LSU: 75 vs. Grambling State, 11-27, 11-20-99  
Opp: 32 by Kentucky, 12-9-97, 1-16-96

### POINTS IN ONE HALF

LSU: 80 vs. Northern Arizona, 1st half, 12-28-91  
79 vs. Northern Arizona, 2nd half, 12-28-91  
Opp: 86 by Kentucky, 1st half, 1-16-96

### MOST WINS

LSU: 16 in 1989-90 season, 2002-03 season  
Opp: 7 in 1994-95; 1995-96; 2000-01 season

## Miscellaneous Records

First Game: Vanderbilt 80, LSU 73 (Jan. 3, 1972)

First Win: LSU 90, Georgetown 71 (Jan. 6, 1972)

10th Win: LSU 67, Florida 54 (Jan. 22, 1973)

50th Win: LSU 77, Auburn 73 (Jan. 29, 1977)

100th Win: LSU 92, Florida 75 (Jan. 31, 1981)

150th Win: LSU 67, Kentucky 61 (March 2, 1985)

200th Win: LSU 111, Tennessee 94 (Jan. 8, 1990)

250th Win: LSU 76, Alabama 68 (Feb. 23, 1993)

300th Win: LSU 72, Jackson State 53 (Dec. 12, 1998)

350th Win: LSU 75, Prairie View 49 (Dec. 17, 2002)

Record in Assembly Center: 386-133 (.744)

SEC Record in Assembly Center: 188-106 (.639)

Non-Conference Record in Assembly Center: 198-27 (.880)

Largest Single-Game Crowd: 15,694 vs. Ole Miss, 2-25-81

Single-Season Attendance: 246,257 (18 games) 1989-90 (13,681 avg.)

Single-Season Average: 13,708, 1980-81

Assembly Center Totals: 5,458,601 (519 games) 34 seasons (10,517 avg.)

INTRO

THIS IS LSU

TIGERS

COACHES

REVIEW

PREVIEW

RECORDS

HISTORY

LSU

MEDIA

- INTRO
- THIS IS LSU
- TIGERS
- COACHES
- REVIEW
- PREVIEW
- RECORDS**
- HISTORY
- LSU
- MEDIA

## LONGEST OVERALL WINNING STREAK

1. 26 - Nov. 30, 1980 to Feb. 28, 1981
2. 19 - Dec. 29, 1952 to March 14, 1953
3. 18 - Feb. 14, 1920 to Feb. 11, 1921
4. 17 - Feb. 1917 to Feb. 6, 1918
5. 15 - Feb. 1921 to March 16, 1922

## LONGEST SEC WINNING STREAK

1. 32 - Feb. 4, 1952 to March 6, 1954
2. 23 - Jan. 1, 1934 to Dec. 23, 1935
3. 17 - Jan. 3, 1981 to Feb. 25, 1981
4. 12 - Feb. 9, 1945 to Jan. 11, 1947
5. 10 - Jan. 3, 1980 to Feb. 21, 1980

## SEC HOME WINNING STREAKS

1. 26 - Feb. 13, 1933 to Jan. 31, 1936
2. 20 - Jan. 14, 1952 to Feb. 22, 1954
3. 15 - Jan. 3, 1981 to Feb. 10, 1982
4. 12 - Jan. 14, 1984 to Jan. 26, 1985
5. 10 - Feb. 4, 1946 to Feb. 21, 1947

## SEC ROAD WINNING STREAKS

1. 14 - Feb. 4, 1952 to March 6, 1954
1. 14 - Jan. 19, 1980 to Feb. 21, 1981
3. 10 - Feb. 19, 1942 to Feb. 20, 1943
4. 6 - Jan. 11, 1946 to Jan. 11, 1947
5. 5 - Feb. 18, 1938 to Jan. 30, 1939
5. 5 - Feb. 3, 2000 to March 1, 2000

## CONSECUTIVE WINNING SEASONS

1. 11 - 1982-83 - 1992-93
2. 9 - 1913-14 - 1921-22
3. 5 - 1976-77 - 1980-81
4. 4 - 1931-32 - 1934-35
4. 4 - 2001-02 - present

## CONSECUTIVE NON-LOSING SEASONS

1. 17 - 1976-77 - 1992-93
2. 12 - 1931-32 - 1942-43
3. 10 - 1913-14 - 1922-23

## 30-WIN SEASONS

- 1 - 1980-81

## 25-WIN SEASONS

- 4 - 1979-80, 1980-81, 1985-86, 1999-2000

## 20-WIN SEASONS

- 17 - last in 2004-05

## RECORD IN SEASON OPENERS

- Overall - 78-19 (.804)  
 Under John Brady - 8-0 (1.000)  
 SEC Openers - 41-30 (.577)  
 SEC Openers Under John Brady - 2-6 (.250)

## MOST VICTORIES - TWO YEAR PERIOD

1. 57 - 1980-1981
2. 50 - 1986-1987
3. 49 - 1979-1980
4. 45 - 1985-1986
5. 43 - three times

## MOST VICTORIES - THREE YEAR PERIOD

1. 80 - 1979-1981
2. 71 - 1980-1982
3. 69 - 1985-1987
4. 68 - 1986-1988
5. 67 - 1978-1980



**Darnell Lazare**

## MOST VICTORIES - FOUR YEAR PERIOD

1. 98 - 1978-1981
2. 94 - 1979-1982
3. 90 - 1980-1983
4. 87 - 1984-1987
5. 86 - twice

## BIGGEST HALFTIME MARGINS BY LSU

### (JOHN BRADY ERA)

1. +36 - Southern-NO (11-20-97)
1. +36 - Centenary (1-15-03)
3. +32 - Nicholls State (11-22-02)
4. +30 - Arkansas (2-22-03)
5. +27 - Centenary (1-17-01)
6. +26 - Arkansas (3-13-03)
6. +26 - Grambling (11-28-99)
8. +24 - Auburn (2-26-03)
9. +23 - Troy State (12-22-98)
9. +23 - Texas A&M - CC (12-14-02)
9. +23 - Vanderbilt (2-12-03)

## BIGGEST HALFTIME DEFICITS

### (JOHN BRADY ERA)

1. -32 - vs. Tennessee (1-6-99)
2. -25 - vs. Arkansas (2-17-01)
3. -21 - vs. Florida (1-16-02)
3. -21 - vs. Mississippi State (2-11-98)
5. -20 - vs. Auburn (1-13-01)
6. -19 - vs. Auburn (2-6-99)
7. -18 - vs. Ole Miss (2-18-98)
8. -16 - vs. Mississippi State (2-25-04)
9. -15 - vs. Fresno State (11-26-97)
9. -15 - vs. Ole Miss (1-21-98)
9. -15 - vs. Florida (1-12-00)
9. -15 - vs. Mississippi State (2-13-02)

## MOST POINTS IN A HALF BY LSU

### (JOHN BRADY ERA)

1. 60 - 2nd - Grambling (1-20-99)
2. 59 - 1st - Centenary (1-15-03)
3. 56 - 1st - Wyoming (11-27-99)
4. 55 - 2nd - Southern (1-19-01)
5. 54 - 2nd - Centenary (12-21-99)
5. 54 - 2nd - Ole Miss (2-16-00)
7. 53 - 2nd - Louisiana-Monroe (11-29-03)
7. 53 - 2nd - McNeese State (12-7-02)
7. 53 - 2nd - Centenary (1-15-03)
7. 53 - 2nd - Louisiana-Monroe (11-20-00)

## FEWEST POINTS IN A HALF BY LSU

### (JOHN BRADY ERA)

1. 10 - 1st - Ole Miss (3-3-00)
2. 14 - 1st - Wisconsin (3-23-00)
3. 15 - 1st - Mississippi State (1-17-04)
3. 15 - 1st - Ole Miss (2-7-01)
5. 16 - 1st - Alabama (2-10-99)
6. 18 - 2nd - Ole Miss (2-7-01)
6. 18 - 1st - Tennessee (1-6-99)
8. 19 - 1st - Alabama (2-2-02)
8. 19 - 2nd - Mississippi State (1-16-99)
10. 20 - 2nd - Arkansas (2-7-04)

## MOST POINTS IN A HALF ALLOWED BY LSU

### (JOHN BRADY ERA)

1. 55 - 2nd - Florida (1-16-02)
2. 54 - 2nd - Georgia (1-5-03)
3. 53 - 2nd - Florida (1-20-99)
4. 52 - 2nd - Vanderbilt (2-21-04)
4. 52 - 1st - Arkansas (12-29-98)
6. 51 - 2nd - Mississippi State (1-24-01)
7. 50 - 2nd - New Orleans (11-24-00)
7. 50 - 2nd - Oakland (11-26-99)
7. 50 - 2nd - Auburn (1-9-99)
10. 49 - 2nd - Vanderbilt (3-5-05)
10. 49 - 1st - Kentucky (1-22-05)
10. 49 - 1st - Arkansas (2-17-01)
10. 49 - 2nd - Mississippi State (2-11-98)

## FEWEST POINTS IN A HALF ALLOWED

### OPPONENTS (JOHN BRADY ERA)

1. 10 - 2nd - Nicholls State (12-30-01)
2. 11 - 2nd - Grambling (11-20-99)
3. 12 - 1st - Nicholls State (11-22-02)
3. 12 - 2nd - Nicholls State (11-22-02)
5. 15 - 1st - Mississippi State (2-11-98)
6. 16 - 1st - Delaware State (12-3-02)
7. 16 - 1st - Centenary (1-17-01)
8. 17 - 1st - Louisiana-Monroe (11-20-00)
8. 17 - 2nd - Southeastern Louisiana (11-22-99)
8. 17 - 1st - McNeese State (11-23-98)
8. 17 - 1st - Centenary (11-24-97)





Tack Minor

## The Last Time

### An LSU Player Had...

30 or more points -- 32 -- Darrel Mitchell, vs. Ohio State, Jan. 15, 2005  
 40 or more points -- 40 -- Ronnie Henderson, vs. Alabama, Feb. 11, 1995  
 50 or more points -- 53 -- Shaquille O'Neal, vs. Arkansas State, Dec. 18, 1990  
 60 or more points -- 64 -- Pete Maravich, vs. Kentucky, Feb. 21, 1970  
 15 or more rebounds -- 17 -- Brandon Bass, vs. Mississippi State, Feb. 16, 2005  
 20 or more rebounds -- 21 -- Jaime Lloreda, vs. McNeese State, Nov. 24, 2003  
 10 or more assists -- 10 -- Tack Minor, vs. Ohio State, Jan. 15, 2005  
 5 or more blocks -- 5 -- Brandon Bass, vs. Mississippi State, Jan. 29, 2005  
 7 or more steals -- 7 -- Darrel Mitchell, vs. Louisiana-Lafayette, Nov. 21, 2004

### An LSU Opposing Player Had...

30 or more points -- 30 -- Mario Moore, Vanderbilt, March 5, 2005  
 40 or more points -- 43 -- Todd Day, Arkansas, Jan. 11, 1992  
 50 or more points -- 53 -- Gerald Glass, Ole Miss, March 4, 1989  
 60 or more points -- 63 -- Johnny Neumann, Ole Miss, Jan. 30, 1971  
 15 or more rebounds -- 17 -- Andrew Bogut, Utah, Jan. 3, 2005  
 20 or more rebounds -- 21 -- Larry Richard, TCU, Nov. 21, 1986  
 10 or more assists -- 11 -- Derrick Zimmerman, Mississippi State, March 15, 2003  
 5 or more blocks -- 6 -- Tayshaun Prince, Kentucky, Feb. 9, 2002  
 7 or more steals -- 7 -- Chris Daniels, Georgia, March 8, 2002

### The Last Time LSU...

Scored 100 points -- 113 -- vs. Ohio State (LSU, 113-101), Jan. 15, 2005  
 Scored less than 50 points -- 49 -- at Ole Miss (Ole Miss, 49-53), Jan. 21, 2004  
 Allowed less than 50 points -- 45 -- vs. Ole Miss (LSU, 58-45), March 3, 2004  
 Allowed 100 points -- 101 -- vs. Ohio State (LSU, 113-101), Jan. 15, 2005  
 Shot 60 percent from the field -- 60.4% -- vs. Tennessee, Feb. 4, 2004  
 Grabbed 60 rebounds -- 60 -- vs. Troy State, Dec. 22, 1998  
 Committed less than 10 turnovers - 9 - vs. Florida, Feb. 19, 2005  
 Committed more than 20 turnovers -- 21 -- vs. UAB, March 17, 2005  
 Committed 30 or more personal fouls -- 30 -- at South Carolina, Feb. 10, 1996

## LSU TRENDS & RECORDS

	04-05	Brady Era
Overall Record	20-10	140-102
Home Record	14-1	98-31
Road Record	4-6	22-56
Neutral	2-3	20-15

In SEC games	12-4	54-74
Non-Conference	8-6	82-25
SEC Tournament	1-1	7-8
NIT	0-0	1-2
NCAA Tournament	0-1	2-3

LSU's Record...		
In November	3-1	28-5
In December	3-2	40-8
In January	5-3	27-39
In February	6-2	26-35
In March	3-2	19-15

LSU vs. Ranked Opponents		
At home	3-0	9-14
On the road	0-2	2-21
Neutral	0-1	5-3

LSU's Record in Games...		
Decided by 5 pts or less	5-3	38-30
Decided by 10 pts or less	9-4	56-55
Decided by 11 pts or more	11-6	84-47
At night	15-5	101-65
During the day	5-5	39-37
Decided in Overtime	2-2	5-5
Televised	9-6	50-57

LSU's Record When Scoring...		
Less than 60 points	1-4	8-47
60-69 points	4-3	35-37
70-79 points	4-2	44-18
80-89 points	7-1	32-1
90-99 points	3-0	17-0
100 or more points	1-0	4-0

LSU's Record When Allowing...		
Less than 60 points	5-0	69-11
60-69 points	8-2	51-31
70-79 points	6-3	16-31
80-89 points	0-5	4-24
90-99 points	0-0	0-3
100 or more points	1-0	1-1

LSU's Record When...		
Leading at the half	17-1	113-17
Trailing at the half	2-9	24-80
Tied at the half	1-0	4-4
Lead 10 minutes left	19-1	117-15
Trailing 10 minutes left	1-9	22-84
Tied 10 minutes left	0-0	1-2
Lead 5 minutes left	18-1	119-12
Trailing 5 minutes left	2-9	16-86
Tied 5 minutes left	0-0	5-3

LSU's Record...		
Shooting 50 percent or higher	11-1	59-11
Shooting less than 50 percent	9-9	69-93
Shooting more than Opponents	14-3	117-24
Even shooting	0-0	0-1
More 3PT FGs than Opponents	10-4	69-29
Outrebounding Opponent	15-4	105-46
Outrebounded by Opponent	5-6	32-50
Equal Rebounds	0-0	2-6
Commit fewer TO than Opp.	10-2	71-23
Commit more TO than Opp.	5-6	58-72
Equal TO	4-0	10-5
15 or fewer TO	17-4	81-38

- INTRO
- THIS IS LSU
- TIGERS
- COACHES
- REVIEW
- PREVIEW
- RECORDS**
- HISTORY
- LSU
- MEDIA

# Individual Career Records

INTRO

THIS IS LSU

TIGERS

COACHES

REVIEW

PREVIEW

**RECORDS**

HISTORY

LSU

MEDIA

## SCORING

1. Pete Maravich	1967-70	3667
2. Rudy Macklin	1976-81	2080
3. Howard Carter	1979-83	1942
4. Shaquille O'Neal	1989-92	1941
5. Bob Pettit	1951-54	1916
6. Kenny Higgs	1974-78	1896
7. Chris Jackson	1988-90	1854
8. Derrick Taylor	1981-82;83-86	1590
9. Ronnie Henderson	1993-96	1561
10. Vernel Singleton	1988-92	1513

## SCORING AVERAGE

1. Pete Maravich	1967-70	44.2
2. Chris Jackson	1988-90	29.0
3. Bob Pettit	1951-54	27.4
4. Shaquille O'Neal	1989-92	21.6
5. Glenn Hansen	1973-75	20.5
6. Ronnie Henderson	1993-96	20.3
7. Roger Sigler	1954-57	19.1
8. Eddie Palubinskas	1972-74	18.5
9. Kenny Higgs	1974-78	17.9
10. Dick Maile	1962-65	17.4

## FIELD GOALS MADE

1. Pete Maravich	1967-70	1387
2. Rudy Macklin	1976-81	852
3. Howard Carter	1979-83	806
4. Shaquille O'Neal	1989-92	786
5. Bob Pettit	1951-54	721
6. Kenny Higgs	1974-78	687
7. Ronald Dupree	2000-03	665
8. Chris Jackson	1989-90	664
9. Leonard Mitchell	1980-84	630
10. Derrick Taylor	1981-82;83-86	622

## 3-POINT FG MADE

1. Torris Bright	2000-03	237
2. Ronnie Henderson	1993-96	189
<b>3. Darrel Mitchell</b>	<b>2002-Present</b>	<b>176</b>
4. Clarence Ceasar	1991-95	175
5. Antonio Hudson	2001-05	174
6. Chris Jackson	1988-90	172
7. Collis Temple III	2000-03	171
8. Maurice Carter	1995-99	157
9. Brian Beshara	1998-01	122
10. Mike Hansen	1990-93	113

## FIELD GOAL PCT.

<b>(Min. 250 Att.)</b>		
1. Dave Ramsden	1967-69	.643
2. Shaquille O'Neal	1989-92	.610
3. Rudy Macklin	1976-81	.595
4. Al Sanders	1969-72	.585
5. Stanley Roberts	1989-90	.576
6. Jaime Lloreda	2002-04	.571
7. Stromile Swift	1998-00	.560
7. Vernel Singleton	1988-92	.560
9. Floyd Bailey	1974-78	.557
10. Bill Newton	1969-72	.544

## ASSISTS

1. Kenny Higgs	1974-78	645
2. Ethan Martin	1977-81	638
3. Torris Bright	2000-03	544
4. Pete Maravich	1967-70	425
5. Derrick Taylor	1981-82;83-86	401
6. Mike Darnall	1972-75	399
7. Ricky Blanton	1984-86;87-89	314
8. Johnny Jones	1980-84	271
9. Tommy Hess	1969-72	267
10. Bernard Woodside	1985-88	266

## FREE THROWS MADE

1. Pete Maravich	1967-70	893
2. Kenny Higgs	1974-78	522
3. Bob Pettit	1951-54	474
4. Vernel Singleton	1988-92	432
5. Ethan Martin	1977-81	390
6. Rudy Macklin	1976-81	376
7. Roger Sigler	1954-57	372
8. Shaquille O'Neal	1989-92	369
9. Derrick Taylor	1981-82;83-86	346
10. Chris Jackson	1988-90	354

## FREE THROW PCT.

<b>(Min. 200 Att.)</b>		
1. Eddie Palubinskas	1972-74	.875
2. Chris Jackson	1988-90	.863
3. Don Redden	1982-86	.840
4. Kenny Drost	1964-67	.839
5. Harry Heroman	1963-66	.816
6. Derrick Taylor	1981-82;83-86	.801
7. George Nattin	1959-62	.792
8. Howard Carter	1979-83	.789
9. Pete Maravich	1967-70	.775
10. Danny Hester	1968-70	.774

## 3-POINT FG PCT.

<b>(Min. 75 Att.)</b>		
1. Justin Anderson	1991-92	.489
2. Jamie Brandon	1991-93	.438
3. Anthony Wilson	1986-87	.421
4. Ricky Blanton	1987-89	.411
<b>5. Darrel Mitchell</b>	<b>2002-Present</b>	<b>.397</b>
5. Mike Hansen	1990-93	.397
7. Torris Bright	1999-03	.392
8. Landers Nolley	1994-96	.383
9. Brian Beshara	1998-01	.372
9. Chris Jackson	1988-90	.372

## REBOUNDS

1. Rudy Macklin	1976-81	1276
2. Shaquille O'Neal	1989-92	1217
3. Al Sanders	1969-72	1168
4. Bob Pettit	1951-54	1039
5. Leonard Mitchell	1980-84	922
6. Ronald Dupree	2000-03	907
7. Ned Clark	1951-55	870
8. Lionel Green	1975-79	809
9. Bill Newton	1969-72	802
10. Vernel Singleton	1988-92	784

## REBOUND AVERAGE

1. Bob Pettit	1951-54	14.8
2. Al Sanders	1969-72	14.1
3. Shaquille O'Neal	1989-92	13.5
4. Ned Clark	1951-55	11.8
5. Rudy Macklin	1976-81	10.4
5. Dick Maile	1962-65	10.4
7. Roger Sigler	1953-56	10.3
8. Maury Drummond	1960-63	10.2
9. Jaime Lloreda	2003-04	10.1
10. Danny Hester	1968-70	10.0

## BLOCKED SHOTS

1. Shaquille O'Neal	1989-92	412
2. Stromile Swift	1998-00	130
3. Brandon Bass	2003-05	104
4. Jose Vargas	1984-88	100
5. Lionel Green	1975-79	94
6. Jaime Lloreda	2002-04	89
7. Leonard Mitchell	1980-84	82
8. Nikita Wilson	1983-87	77
9. Clarence Ceasar	1991-95	72
10. Vernel Singleton	1988-92	67

## STEALS

1. Clarence Ceasar	1991-95	310
2. Ethan Martin	1977-81	279
3. Torris Bright	2000-03	246
4. Derrick Taylor	1981-82;83-86	207
5. Jerry Reynolds	1982-85	194
6. Darryl Joe	1986-88	173
7. Jermaine Williams	1998-02	154
8. Leonard Mitchell	1980-84	151
9. Vernel Singleton	1988-92	136
9. Johnny Jones	1980-84	136

## MINUTES PLAYED

1. Howard Carter	1979-83	4276
2. Torris Bright	2000-03	4250
3. Rudy Macklin	1976-81	3965
4. Derrick Taylor	1981-82;83-86	3835
5. Leonard Mitchell	1980-84	3832
6. Ronald Dupree	2000-03	3710
7. Ethan Martin	1977-81	3596
8. Ricky Blanton	1984-86;87-89	3556
9. Vernel Singleton	1988-92	3503
10. Kenny Higgs	1974-78	3467

<a href="#">INTRO</a>
<a href="#">THIS IS LSU</a>
<a href="#">TIGERS</a>
<a href="#">COACHES</a>
<a href="#">REVIEW</a>
<a href="#">PREVIEW</a>
<b><a href="#">RECORDS</a></b>
<a href="#">HISTORY</a>
<a href="#">LSU</a>
<a href="#">MEDIA</a>

## SCORING

1. Pete Maravich	1969-70	1381
2. Pete Maravich	1968-69	1148
3. Pete Maravich	1967-68	1138
4. Chris Jackson	1988-89	965
5. Chris Jackson	1989-90	889
6. Bob Pettit	1953-54	785
7. Shaquille O'Neal	1990-91	774
8. Shaquille O'Neal	1991-92	722
9. John Williams	1985-86	658
10. Ricky Blanton	1988-89	648

## SCORING AVERAGE

1. Pete Maravich	1969-70	44.5
2. Pete Maravich	1968-69	44.2
3. Pete Maravich	1967-68	43.8
4. Bob Pettit	1953-54	31.4
5. Chris Jackson	1988-89	30.2
6. Chris Jackson	1989-90	27.8
7. Shaquille O'Neal	1990-91	27.6
8. Bob Pettit	1951-52	25.5
9. Roger Sigler	1955-56	25.1
10. Bob Pettit	1952-53	24.7

## FIELD GOALS MADE

1. Pete Maravich	1969-70	522
2. Pete Maravich	1968-69	433
3. Pete Maravich	1967-68	432
4. Chris Jackson	1988-89	359
5. Shaquille O'Neal	1990-91	312
6. Chris Jackson	1989-90	305
7. Shaquille O'Neal	1991-92	294
8. Bob Pettit	1953-54	281
9. John Williams	1985-86	269
10. Ricky Blanton	1988-89	250

## 3-POINT FG MADE

1. Anthony Wilson	1986-87	95
2. Chris Jackson	1989-90	88
3. Chris Jackson	1988-89	84
4. Torris Bright	2001-02	76
5. Ronnie Henderson	1993-94	72
6. Maurice Carter	1998-99	71
7. Ronnie Henderson	1994-95	68
8. Darrel Mitchell	2003-04	67
8. Darrel Mitchell	2004-05	67
10. Antonio Hudson	2004-05	64

## FIELD GOAL PCT.

<i>(Min. 100 Att.)</i>		
1. David Ramsden	1968-69	.677
2. Ralph Jukkola	1967-68	.6377
3. Shaquille O'Neal	1990-91	.6278
4. Rudy Macklin	1980-81	.6246
5. Rudy Macklin	1977-78	.6217
6. Shaquille O'Neal	1991-92	.6151
7. Stromile Swift	1999-00	.6080
8. Rudy Macklin	1979-80	.6057
9. Al Sanders	1971-72	.5958
10. Ricky Blanton	1985-86	.5911

## ASSISTS

1. Kenny Higgs	1976-77	239
2. T.J. Pugh	1990-91	196
3. Pete Maravich	1969-70	192
4. Ethan Martin	1980-81	190
5. Ethan Martin	1979-80	174
6. Kenny Higgs	1975-76	173
7. Randy Livingston	1994-95	151
8. Torris Bright	2002-03	150
8. Ethan Martin	1978-79	150
10. Torris Bright	1999-00	147
10. Ricky Blanton	1988-89	147

## FREE THROWS MADE

1. Pete Maravich	1969-70	337
2. Pete Maravich	1968-69	282
3. Pete Maravich	1967-68	274
4. Bob Pettit	1953-54	223
5. Chris Jackson	1989-90	191
6. Chris Jackson	1988-89	163
6. Kenny Higgs	1976-77	163
8. Roger Sigler	1955-56	151
9. Shaquille O'Neal	1990-91	150
10. Brandon Bass	2004-05	146

## FREE THROW PCT.

<i>(Min. 50 Att.)</i>		
1. Chris Jackson	1989-90	.9095
2. Kenny Drost	1965-66	.9024
3. Eddie Palubinskas	1972-73	.8954
4. Derrick Taylor	1985-86	.8804
5. Anthony Wilson	1985-86	.8800
6. Don Redden	1984-85	.8732
7. Jordy Hultberg	1976-77	.8667
8. Harry Heroman	1965-66	.8627
9. Bob Miller	1976-77	.8621
10. Jermaine Williams	2001-02	.8537

## 3-POINT FG PCT.

<i>(Min. 50 Att.)</i>		
1. Jamie Brandon	1992-93	.509
2. Justin Anderson	1991-92	.489
3. Fess Irvin	1986-87	.463
4. Mike Hanson	1992-93	.452
5. Brian Beshara	1998-99	.431
6. Darrel Mitchell	2002-03	.424
7. Landers Nolley	1994-95	.421
7. Anthony Wilson	1986-87	.421
9. Darrel Mitchell	2003-04	.419
10. Maurice Carter	1998-99	.415

## REBOUNDS

1. Al Sanders	1969-70	474
2. Bob Pettit	1953-54	432
3. Shaquille O'Neal	1991-92	421
4. Shaquille O'Neal	1990-91	411
5. Shaquille O'Neal	1989-90	385
6. Ned Clark	1954-55	380
7. Al Sanders	1970-71	369
8. Rudy Macklin	1980-81	351
9. Danny Hester	1969-70	345
10. Bob Pettit	1951-52	328

## REBOUNDING AVERAGE

1. Bob Pettit	1953-54	17.3
2. Ned Clark	1954-55	15.8
3. Al Sanders	1970-71	14.8
4. Al Sanders	1969-70	14.8
5. Shaquille O'Neal	1990-91	14.7
6. Shaquille O'Neal	1991-92	14.0
7. Bob Pettit	1952-53	13.9
8. Roger Sigler	1954-55	13.8
9. Bob Pettit	1951-52	13.1
10. Maury Drummond	1960-61	12.5

## BLOCKED SHOTS

1. Shaquille O'Neal	1991-92	157
2. Shaquille O'Neal	1990-91	140
3. Shaquille O'Neal	1989-90	115
4. Stromile Swift	1999-00	95
5. Jaime Lloreda	2002-03	61
5. Lionel Green	1978-79	61
7. Stanley Roberts	1989-90	60
8. Brandon Bass	2003-04	56
9. Brandon Bass	2004-05	48
10. Jose Vargas	1986-87	44

## STEALS

1. Darryl Joe	1986-87	93
2. Clarence Ceasar	1991-92	90
3. Derrick Taylor	1985-86	86
4. Ethan Martin	1980-81	83
5. Shawn Griggs	1990-91	81
5. Jerry Reynolds	1983-84	81
7. Darryl Joe	1987-88	80
7. Clarence Ceasar	1993-94	80
9. Jermaine Williams	2001-02	76
10. Clarence Ceasar	1992-93	74

## MINUTES PLAYED

1. Derrick Taylor	1985-86	1342
2. Anthony Wilson	1986-87	1338
3. John Williams	1985-86	1277
4. Ricky Blanton	1988-89	1231
5. Nikita Wilson	1986-87	1219
6. Howard Carter	1980-81	1209
7. Ronald Dupree	2001-02	1203
8. Chris Jackson	1989-90	1202
9. Chris Jackson	1988-89	1180
10. Torris Bright	2001-02	1161

- INTRO
- THIS IS LSU
- TIGERS
- COACHES
- REVIEW
- PREVIEW
- RECORDS**
- HISTORY
- LSU
- MEDIA

### SCORING LEADERS

YEAR	PLAYER	GMS.	PTS.	AVG.
1945	Clyde Lindsey	24	377	15.7
1946	Joe Bill Adcock	21	391	18.6
1947	Frank Brian	21	340	16.2
1948	Bob Meador	25	244	9.8
1949	Bob Meador	25	306	12.2
1950	Joe Dean	25	271	10.8
1951	Joe Dean	24	362	15.1
1952	Bob Pettit	24	612	25.5
1953	Bob Pettit	21	519	24.7
1954	Bob Pettit	25	785	31.4
1955	Roger Sigler	24	360	15.0
1956	Roger Sigler	20	501	25.1
1957	Roger Sigler	25	459	18.4
1958	Dom Merle	25	308	12.3
1959	Jim Crisco	25	305	12.2
1960	Dick Davies	20	248	12.4
1961	George Nattin	25	413	16.5
1962	George Nattin	24	306	12.8
1963	Dick Maile	24	337	14.0
1964	Dick Maile	25	518	20.7
1965	Dick Maile	25	429	17.1
1966	Harry Heroman	26	458	17.6
1967	Kenny Drost	26	430	16.5
1968	Pete Maravich	26	1138	43.8
1969	Pete Maravich	26	1148	44.2
1970	Pete Maravich	31	1381	44.5
1971	Al Sanders	25	523	20.9
1972	Bill Newton	26	492	18.9
1973	Eddie Palubinskias	24	447	18.6
1974	Glenn Hansen	25	485	19.4
1975	Glenn Hansen	25	542	21.7
1976	Kenny Higgs	26	577	22.2
1977	Kenny Higgs	27	479	17.7
1978	Durand Macklin	27	513	19.0
1979	Al Green	29	512	17.7
1980	Durand Macklin	32	563	17.6
1981	Howard Carter	36	576	16.0
1982	Howard Carter	28	467	16.7
1983	Howard Carter	32	564	17.6
1984	Jerry Reynolds	29	411	14.2
1985	Nikita Wilson	29	436	15.0
1986	John Williams	37	658	17.8
1987	Anthony Wilson	38	632	16.6
1988	Ricky Blanton	30	511	17.0
1989	Chris Jackson	32	965	30.2
1990	Chris Jackson	32	889	27.8
1991	Shaquille O'Neal	28	774	27.6
1992	Shaquille O'Neal	30	722	24.1
1993	Geert Hammink	32	488	15.2
1994	Jamie Brandon	27	445	16.5
1995	Ronnie Henderson	27	630	23.3
1996	Ronnie Henderson	23	502	21.8
1997	Duane Spencer	30	452	15.1
1998	Maurice Carter	27	388	14.4
1999	Maurice Carter	27	466	17.3
2000	Stromile Swift	34	550	16.2
2001	Ronald Dupree	29	503	17.3
2002	Ronald Dupree	34	552	16.2
2003	Ronald Dupree	32	504	15.8
2004	Jaime Lloreda	22	372	16.9
2005	Brandon Bass	30	520	17.3

### 3-PT FG LEADERS

YEAR	PLAYER	NO.
1987	Anthony Wilson	95
1988	Darryl Joe	38
1989	Chris Jackson	84
1990	Chris Jackson	88
1991	Mike Hansen	58
1992	Clarence Ceasar	63
1993	Maurice Williamson	24
1994	Ronnie Henderson	72
1995	Ronnie Henderson	68
1996	Ronnie Henderson	49
1997	Terrance Simmons	21
1998	Maurice Carter	44
1999	Maurice Carter	71
2000	Torris Bright	55
2001	Collis Temple III	53
2002	Torris Bright	76
2003	Torris Bright	62
<b>2004</b>	<b>Darrel Mitchell</b>	<b>67</b>
<b>2005</b>	<b>Darrel Mitchell</b>	<b>67</b>

### REBOUNDING LEADERS

YEAR	PLAYER	GMS.	REB.	AVG.
1952	Bob Pettit	24	328	13.7
1953	Bob Pettit	25	298	11.9
1954	Bob Pettit	25	432	17.3
1955	Ned Clark	24	380	15.8
1956	Roger Sigler	20	276	13.8
1957	Troy Rushing	25	258	10.3
1958	Jim Crisco	25	225	9.0
1959	Jim Crisco	25	192	7.6
1960	Tom Conklin	23	143	6.2
1961	Tom Conklin	25	227	9.0
1962	Maury Drummond	24	301	12.5
1963	Dick Maile	24	263	10.9
1964	Dick Maile	25	263	10.5
1965	Dick Maile	25	246	9.8
	Bill Wilson	26	246	9.4
1966	Harry Heroman	26	202	7.7
1967	Ralph Jukkola	26	187	7.2
1968	Ralph Jukkola	26	226	8.6
1969	Dave Ramsden	26	281	10.8
1970	Al Sanders	32	474	14.8
1971	Al Sanders	25	369	14.7
1972	Al Sanders	26	325	12.5
1973	Collis Temple	24	160	6.9
1974	Collis Temple	26	273	10.5
1975	Glenn Hansen	26	250	10.0
1976	Ed LeBlanc	26	271	10.4
1977	Durand Macklin	26	306	11.8
1978	Durand Macklin	27	286	10.6
1979	Lionel Green	29	321	11.1
1980	Durand Macklin	32	309	9.7
1981	Durand Macklin	36	351	9.8
1982	Leonard Mitchell	27	206	7.6
1983	Leonard Mitchell	31	282	9.1
1984	Jerry Reynolds	29	239	8.2
1985	Nikita Wilson	29	201	6.9
1986	John Williams	37	313	8.5
1987	Oliver Brown	38	278	7.3
1988	Ricky Blanton	30	265	8.8
1989	Ricky Blanton	32	261	8.2
1990	Shaquille O'Neal	32	285	12.0
1991	Shaquille O'Neal	28	411	14.7
1992	Shaquille O'Neal	30	421	14.0
1993	Geert Hammink	32	325	10.2
1994	Clarence Ceasar	27	169	6.3
1995	Clarence Ceasar	22	153	7.0
1996	Roman Rubchenko	29	201	6.9
1997	Duane Spencer	30	230	7.7
1998	Cedric Carter	27	164	6.1
1999	Jabari Smith	27	262	9.7
2000	Stromile Swift	34	279	8.2
2001	Ronald Dupree	29	256	8.8
2002	Ronald Dupree	34	290	8.5
2003	Jaime Lloreda	30	269	9.0
2004	Jaime Lloreda	22	256	11.6
2005	Brandon Bass	30	272	9.1

### ASSIST LEADERS

YEAR	PLAYER	GMS.	ASST.	AVG.
1968	Pete Maravich	26	105	4.0
1969	Pete Maravich	26	128	4.9
1970	Pete Maravich	31	192	6.1
1971	Tommy Hess	26	130	5.0
1972	Tommy Hess	24	121	5.0
1973	Eddie Palubinskias	24	99	4.1
1974	Eddie Palubinskias	24	97	3.7
1975	Mike Darnall	20	133	6.6
1976	Kenny Higgs	26	173	6.6
1977	Kenny Higgs	27	239	8.8
1978	Ethan Martin	26	118	4.5
1979	Ethan Martin	29	156	5.3
1980	Ethan Martin	32	174	5.4
1981	Ethan Martin	34	190	5.5
1982	Derrick Taylor	28	90	3.2
1983	Johnny Jones	31	124	4.0
1984	John Tudor	29	104	3.5
1985	Jerry Reynolds	29	105	3.6
1986	Derrick Taylor	38	146	3.8
1987	Bernard Woodside	39	115	2.9
1988	Bernard Woodside	30	136	4.5
1989	Ricky Blanton	32	147	4.6
1990	Maurice Williamson	32	118	3.8
1991	T.J. Pugh	30	196	6.5
1992	Jamie Brandon	29	103	3.6


1993	Andre Owens	33	90	2.7
1994	Andre Owens	24	96	4.0
1995	Randy Livingston	16	151	9.4
1996	Gene Nabors	29	95	3.3
1997	Gene Nabors	30	72	2.4
1998	DeJuan Collins	23	79	3.4
1999	Jamaal Wolfe	24	60	2.5
2000	Torris Bright	34	147	4.3
2001	Torris Bright	29	118	4.1
2002	Torris Bright	34	129	3.8
2003	Torris Bright	32	150	4.7
2004	Xavier Whipple	29	88	3.0
<b>2005</b>	<b>Tack Minor</b>	<b>30</b>	<b>137</b>	<b>4.6</b>

### BLOCK LEADERS

YEAR	PLAYERS	GMS	BLKS.	AVG.
1979	Lionel Green	29	61	2.1
1980	Durand Macklin	32	19	0.6
1981	Leonard Mitchell	36	20	0.6
1982	Leonard Mitchell	27	11	0.4
1983	Leonard Mitchell	31	31	1.0
1984	Leonard Mitchell	24	20	0.8
1985	Nikita Wilson	29	25	0.9
1986	John Williams	37	22	0.6
1987	Jose Vargas	38	44	1.2
1988	Jose Vargas	30	31	1.0
1989	Wayne Sims	32	41	1.3
1990	Shaquille O'Neal	32	115	3.6
1991	Shaquille O'Neal	28	140	5.0
1992	Shaquille O'Neal	30	157	5.2
1993	Geert Hammink	32	30	0.9
1994	Glover Jackson	23	15	0.7
1995	Misha Mutavdzic	26	24	0.9
1996	Roman Rubchenko	29	18	0.6
1997	Bob Hall	23	23	1.0
1998	Cedric Carter	27	16	0.6
1999	Stromile Swift	16	35	2.2
2000	Stromile Swift	34	95	2.8
2001	Ronald Dupree	29	17	0.6
2002	Ronald Dupree	34	22	0.6
2003	Jaime Lloreda	30	61	2.0
2004	Brandon Bass	29	56	1.9
2005	Brandon Bass	30	48	1.6

### STEAL LEADERS

YEAR	PLAYER	GMS	STLS.	AVG.
1979	Ethan Martin	29	64	2.2
1980	Ethan Martin	32	73	2.2
1981	Ethan Martin	34	83	2.4
1982	Derrick Taylor	28	51	1.8
1983	Jerry Reynolds	32	65	2.0
1984	Jerry Reynolds	29	81	2.8
1985	Jerry Reynolds	29	48	1.6
1986	Derrick Taylor	38	84	2.2
1987	Darryl Joe	37	93	2.5
1988	Darryl Joe	30	80	2.7
1989	Chris Jackson	32	57	1.7
1990	Maurice Williamson	31	55	1.8
1991	Shawn Griggs	29	81	2.8
1992	Clarence Ceasar	31	90	2.9
1993	Clarence Ceasar	32	74	2.3
1994	Clarence Ceasar	27	80	3.0
1995	Clarence Ceasar	22	66	3.0
1996	Ronnie Henderson	23	40	1.7
1997	Gene Nabors	30	39	1.3
1998	DeJuan Collins	23	34	1.5
1999	Jabari Smith	27	32	1.2
2000	Stromile Swift	34	70	2.1
2001	Torris Bright	29	57	2.0
2002	Jermaine Williams	34	76	2.2
2003	Torris Bright	32	59	1.8
<b>2004</b>	<b>Darrel Mitchell</b>	<b>29</b>	<b>50</b>	<b>1.7</b>
<b>2005</b>	<b>Darrel Mitchell</b>	<b>30</b>	<b>54</b>	<b>1.8</b>



**Brandon Bass**

### FIELD GOALS MADE

YEAR	PLAYERS	FG.
1952	Bob Pettit	247
1953	Bob Pettit	193
1954	Bob Pettit	281
1955	Roger Sigler	125
1956	Roger Sigler	175
1957	Roger Sigler	174
1958	Dom Merle	129
1959	Jim Crisco	118
1960	Dick Davies	91
1961	George Nattin	165
1962	George Nattin	122
1963	George Nattin	125
1964	Dick Maile	214
1965	Dick Maile	168
1966	Harry Heroman	166
1967	Kenny Drost	168
1968	Pete Maravich	432
1969	Pete Maravich	433
1970	Pete Maravich	522
1971	Al Sanders	209
1972	Bill Newton	210
1973	Ed Palubinkas	155
1974	Glenn Hansen	202
1975	Glenn Hansen	225
1976	Kenny Higgs	216
1977	Durand Macklin	161
1978	Durand Macklin	217
1979	DeWayne Scales	227
1980	Durand Macklin	232
1981	Howard Carter	233

1982	Howard Carter	199
1983	Howard Carter	234
1984	Jerry Reynolds	162
1985	Nikita Wilson	183
1986	John Williams	269
1987	Anthony Wilson	233
1988	Ricky Blanton	196
1989	Chris Jackson	359
1990	Chris Jackson	305
1991	Shaquille O'Neal	312
1992	Shaquille O'Neal	294
1993	Geert Hammink	190
1994	Clarence Ceasar	152
1995	Ronnie Henderson	219
1996	Ronnie Henderson	183
1997	Duane Spencer	157
1998	Maurice Carter	131
1999	Maurice Carter	159
2000	Stromile Swift	202
2001	Ronald Dupree	183
2002	Ronald Dupree	220
2003	Ronald Dupree	199
2004	Jaime Lloreda	140
2005	Brandon Bass	181

### FREE THROWS MADE

YEAR	PLAYERS	FT.
1952	Bob Pettit	118
1953	Bob Pettit	133
1954	Bob Pettit	223
1955	Roger Sigler	110
1956	Roger Sigler	151

1957	Roger Sigler	111
1958	Jim Crisco	120
1959	Carey Guglielmo	74
1960	Dick Davies	66
	Joe Clune	66
1961	Ellis Cooper	98
1962	George Nattin	62
1963	Ellis Cooper	93
1964	Sam Chase	122
1965	Harry Heroman	138
1966	Harry Heroman	132
1967	Kenny Drost	94
1968	Pete Maravich	274
1969	Pete Maravich	282
1970	Pete Maravich	337
1971	Al Sanders	105
1972	Al Sanders	135
1973	Ed Palubinkas	155
1974	Ed Palubinkas	121
1975	Kenny Higgs	102
1976	Kenny Higgs	145
1977	Kenny Higgs	163
1978	Kenny Higgs	112
1979	Al Green	136
1980	Ethan Martin	108
1981	Ethan Martin	129
1982	Derrick Taylor	113
1983	Howard Carter	96
1984	Derrick Taylor	104
1985	Nikita Wilson	70
1986	John Williams	120
1987	Nikita Wilson	105
1988	Ricky Blanton	113
1989	Chris Jackson	163
1990	Chris Jackson	191
1991	Shaquille O'Neal	150
1992	Shaquille O'Neal	134
1993	Geert Hammink	108
1994	Jamie Brandon	117
1995	Ronnie Henderson	124
1996	Ronnie Henderson	87
1997	Duane Spencer	116
1998	Willie Anderson	84
1999	Jabari Smith	100
2000	Stromile Swift	127
2001	Ronald Dupree	116
2002	Ronald Dupree	81
2003	Ronald Dupree	93
2004	Brandon Bass	123
2005	Brandon Bass	146

### MINUTES PLAYED

YEAR	PLAYERS	MIN.
1984	John Tudor	919
1985	John Williams	935
1986	Derrick Taylor	1342
1987	Anthony Wilson	1338
1988	Ricky Blanton	1122
1989	Ricky Blanton	1231
1990	Chris Jackson	1202
1991	T.J. Pugh	945
1992	Vernel Singleton	998
1993	Geert Hammink	970
1994	Jamie Brandon	873
1995	Ronnie Henderson	977
1996	Roman Rubchenko	740
1997	Duane Spencer	992
1998	Willie Anderson	903
1999	Maurice Carter	950
2000	Torris Bright	1137
2001	Ronald Dupree	1012
2002	Ronald Dupree	1202
2003	Ronald Dupree	1063
2004	Brandon Bass	1013
2005	Antonio Hudson	1086

INTRO
THIS IS LSU
TIGERS
COACHES
REVIEW
PREVIEW
<b>RECORDS</b>
HISTORY
LSU
MEDIA

# Individual Single-Game Records

INTRO
THIS IS LSU
TIGERS
COACHES
REVIEW
PREVIEW
<b>RECORDS</b>
HISTORY
LSU
MEDIA

## SCORING

1.	Pete Maravich vs. Alabama	Feb. 7, 1970	69
2.	Pete Maravich vs. Tulane	Feb. 10, 1969	66
3.	Pete Maravich vs. Kentucky	Feb. 21, 1970	64
4.	Pete Maravich vs. Vanderbilt	Dec. 11, 1969	61
5.	Bob Pettit vs. Louisiana College	Dec. 7, 1953	60
6.	Pete Maravich vs. Alabama	Feb. 17, 1968	59
7.	Pete Maravich vs. Georgia	March 8, 1969	58
7.	Pete Maravich vs. Mississippi State	Dec. 22, 1967	58
9.	Bob Pettit vs. Georgia	Jan. 9, 1954	57
10.	(tie) Pete Maravich (6 times), Chris Jackson (1)		55

## FIELD GOALS MADE

1.	Pete Maravich vs. Alabama	Feb. 7, 1970	26
1.	Pete Maravich vs. Vanderbilt	Dec. 11, 1969	26
3.	Pete Maravich vs. Tulane	Feb. 10, 1969	25
4.	Pete Maravich vs. Alabama	Feb. 17, 1968	24
5.	Pete Maravich vs. Kentucky	Feb. 21, 1970	23
	Bob Pettit vs. Georgia	Jan. 9, 1954	23

## FIELD GOALS ATTEMPTED

1.	Pete Maravich vs. Alabama	Feb. 7, 1970	57
1.	Pete Maravich vs. Vanderbilt	Jan. 29, 1969	57
3.	Pete Maravich vs. Vanderbilt	Dec. 11, 1969	54
4.	Pete Maravich vs. Kentucky	Feb. 22, 1969	53
5.	Pete Maravich vs. Alabama	Feb. 17, 1968	52

## FIELD GOAL PERCENTAGE

<b>(Minimum 10 Attempts)</b>			
1.	Durand Macklin vs. Mississippi State (12-12)	Jan. 5, 1980	1.000
1.	Stanley Roberts vs. Loyola Marymount (10-10)	Feb. 3, 1990	1.000
1.	Bill Wilson vs. Georgia (10-10)	Jan. 4, 1964	1.000
4.	Brandon Bass vs. Louisiana-Lafayette (11-12)	Nov. 21, 2004	.917
5.	Nikita Wilson vs. Montana State (11-12)	Nov. 22, 1985	.916
5.	Durand Macklin vs. Ole Miss (11-12)	Jan. 28, 1977	.916
5.	Ray Lewis vs. Alabama (11-12)	Feb. 20, 1962	.916

## 3-POINT FIELD GOALS MADE

1.	Chris Jackson vs. Tennessee	Feb. 10, 1990	10
2.	Chris Jackson vs. Ole Miss	March 4, 1989	9
3.	Maurice Carter vs. Arkansas	Jan. 2, 1999	8
3.	Ronnie Henderson vs. Kentucky	Feb. 15, 1994	8
4.	Maurice Carter vs. Texas	Dec. 19, 1998	7
4.	Ronnie Henderson vs. Maryland-Baltimore County	Dec. 30, 1994	7
4.	Mike Hansen vs. Tennessee	Jan. 22, 1991	7
4.	Chris Jackson vs. Vanderbilt	Feb. 18, 1990	7
4.	Chris Jackson vs. Kentucky	Feb. 15, 1990	7
4.	Chris Jackson vs. Mississippi State	Jan. 4, 1990	7

## 3-POINT FIELD GOAL ATTEMPTS

1.	Chris Jackson vs. Tennessee	Feb. 10, 1990	20
1.	Chris Jackson vs. Ole Miss	March 4, 1989	20
3.	Chris Jackson vs. Kentucky	Feb. 15, 1990	17
4.	Maurice Carter vs. Arkansas	Jan. 2, 1999	15
4.	Ronnie Henderson vs. Alabama	Feb. 11, 1995	15
6.	Gene Nabors vs. Auburn	Jan. 21, 1996	14
6.	Ronnie Henderson vs. UCLA	Dec. 18, 1993	14

## 3-POINT FIELD GOAL PERCENTAGE

<b>(Minimum 5 Attempts)</b>			
1.	Collis Temple III vs. Nicholls State (5-5)	Dec. 22, 2000	1.000
1.	Torris Bright vs. Arizona (5-5)	Dec. 20, 2000	1.000
1.	Darrel Mitchell vs. Auburn (5-5)	Feb. 26, 2003	1.000
1.	Antonio Hudson vs. Louisiana-Lafayette (6-6)	Nov. 21, 2004	1.000
5.	Collis Temple III vs. Vanderbilt (6-7)	March 10, 2000	.857
6.	Torris Bright vs. Centenary (5-6)	Dec. 21, 1999	.833
6.	Ronnie Henderson vs. Texas (5-6)	Nov. 26, 1994	.833
6.	Anthony Wilson vs. Georgia (5-6)	March 7, 1987	.833
9.	Antonio Hudson vs. Tennessee (4-5)	Feb. 4, 2004	.800
9.	Torris Bright vs. Nicholls State (5-6)	Dec. 30, 2000	.800
9.	Antonio Hudson vs. New Orleans (5-6)	Dec. 20, 2000	.800
9.	Clarence Ceasar vs. Auburn (4-5)	Jan. 8, 1994	.800
9.	Clarence Ceasar vs. Mississippi State (4-5)	March 7, 1992	.800
9.	Justin Anderson vs. Auburn (4-5)	Feb. 22, 1992	.800
9.	T. J. Pugh vs. Florida (4-5)	Feb. 27, 1991	.800
9.	Chris Jackson vs. Ole Miss (4-5)	Feb. 1, 1989	.800
9.	Ricky Blanton vs. Nebraska (4-5)	Dec. 30, 1988	.800
9.	Anthony Wilson vs. Tennessee (4-5)	Jan. 8, 1987	.800
9.	Anthony Wilson vs. Florida (4-5)	Dec. 16, 1986	.800

## FREE THROWS MADE

1.	Pete Maravich vs. Oregon State	Dec. 22, 1969	30
2.	Pete Maravich vs. Florida	Feb. 12, 1969	22
3.	Kenny Higgs vs. Mississippi State	Jan. 2, 1978	18
4.	Shaquille O'Neal vs. Arkansas State	Dec. 18, 1990	17
5.	Chris Jackson vs. Florida	Dec. 10, 1988	16
5.	Eddie Palubinskas vs. Mississippi State	March 1, 1973	16
5.	Bob Pettit vs. Louisiana College	Dec. 1, 1954	16

## FREE THROW ATTEMPTS

1.	Pete Maravich vs. Oregon State	Dec. 22, 1969	31
2.	Pete Maravich vs. Florida	Feb. 12, 1969	27
3.	Shaquille O'Neal vs. Arkansas State	Dec. 18, 1990	21
4.	Kenny Higgs vs. Mississippi State	Jan. 2, 1978	20
5.	Jerry Reynolds vs. Tennessee	Feb. 6, 1984	18

## FREE THROW PERCENTAGE

<b>(Minimum 15 Attempts)</b>			
1.	Eddie Palubinskas vs. Mississippi State (16-16)	March 1, 1973	1.000
2.	Pete Maravich vs. Oregon State (30-31)	Dec. 22, 1969	.968
3.	Chris Jackson vs. Florida (16-17)	Dec. 10, 1988	.941
4.	Anthony Wilson vs. Georgia (14-15)	March 7, 1987	.933
5.	Brandon Bass vs. Northwestern State (10-11)	Dec. 11, 2004	.909
6.	Chris Jackson vs. Tennessee (13-15)	Feb. 10, 1989	.866
6.	Ricky Blanton vs. Ole Miss (13-15)	Feb. 10, 1988	.866

## REBOUNDS

1.	Durand Macklin vs. Tulane	Nov. 26, 1976	32
2.	Al Sanders vs. Mississippi State	Feb. 7, 1972	26
2.	Al Sanders vs. Mississippi State	Feb. 1, 1971	26
4.	Danny Hester vs. Ole Miss	Jan. 31, 1970	25
4.	Al Sanders vs. Florida	Dec. 18, 1970	25
4.	Bob Pettit vs. Holy Cross	Dec. 29, 1953	25

## ASSISTS

1.	Kenny Higgs vs. Georgia	Jan. 17, 1977	19
2.	Randy Livingston vs. George Mason	Dec. 3, 1994	18
2.	Kenny Higgs vs. Tennessee	Jan. 15, 1977	18
4.	Kenny Higgs vs. Mississippi State	Feb. 16, 1976	17
5.	Ethan Martin vs. Tulane	Dec. 6, 1980	16
5.	Kenny Higgs vs. Vanderbilt	Feb. 28, 1976	16

## BLOCKED SHOTS

1.	Shaquille O'Neal vs. Loyola Marymount	Feb. 3, 1990	12
2.	Stromlie Swift vs. Alabama	Feb. 10, 1999	11
2.	Shaquille O'Neal vs. BYU	March 19, 1992	11
2.	Shaquille O'Neal vs. Auburn	Feb. 22, 1992	11
2.	Shaquille O'Neal vs. South Carolina	Feb. 18, 1992	11
6.	Shaquille O'Neal vs. Florida	Jan. 26, 1991	10
6.	Shaquille O'Neal vs. Texas	Jan. 3, 1990	10

## STEALS

1.	Shawn Griggs vs. Tennessee	Feb. 23, 1991	10
2.	Clarence Ceasar vs. Auburn	Jan. 8, 1994	8
2.	Shawn Griggs vs. Loyola Marymount	Dec. 20, 1990	8
2.	Shawn Griggs vs. Arizona	Dec. 8, 1990	8
2.	Derrick Taylor vs. Hawaii-Loa	Dec. 2, 1985	8



Darrel Mitchell

- INTRO
- THIS IS LSU
- TIGERS
- COACHES
- REVIEW
- PREVIEW
- RECORDS**
- HISTORY
- LSU
- MEDIA

**1. Pete Maravich 3,667 • 1967-70**

YEAR	G	FGM	FTM	TP	AVG.
67-68	26	432	274	1138	43.8
68-69	26	433	282	1148	44.2
69-70	31	522	337	1381	44.5
<b>Totals</b>	<b>83</b>	<b>1387</b>	<b>893</b>	<b>3667</b>	<b>44.2</b>



**5. Bob Pettit 1,916 • 1951-54**

YEAR	G	FGM	FTM	TP	AVG.
51-52	24	247	118	612	25.5
52-53	21	193	133	519	24.7
53-54	25	281	223	785	31.4
<b>Totals</b>	<b>70</b>	<b>721</b>	<b>474</b>	<b>1916</b>	<b>27.4</b>



**2. Durand Macklin 2,080 • 1976-81**


YEAR	G	FGM	FTM	TP	AVG.
76-77	26	161	63	385	14.8
77-78	27	217	79	513	19.0
78-79*	2	19	8	46	23.0
79-80	32	232	99	563	17.6
80-81	36	223	127	573	15.9
<b>Totals</b>	<b>123</b>	<b>852</b>	<b>376</b>	<b>2080</b>	<b>16.9</b>

\*Redshirted after knee injury




**6. Kenny Higgs 1,896 • 1974-78**

YEAR	G	FGM	FTM	TP	AVG.
74-75	26	184	102	470	18.1
75-76	26	216	145	577	22.2
76-77	27	158	163	479	17.7
77-78	27	129	112	370	13.7
<b>Totals</b>	<b>106</b>	<b>687</b>	<b>522</b>	<b>1896</b>	<b>17.9</b>



**3. Howard Carter 1,942 • 1979-83**

YEAR	G	FGM	FTM	TP	AVG.
79-80	32	140	55	335	10.5
80-81	36	233	110	576	16.0
81-82	28	199	69	467	16.7
82-83	32	234	96	564	17.6
<b>Totals</b>	<b>128</b>	<b>806</b>	<b>330</b>	<b>1942</b>	<b>15.2</b>




**7. Chris Jackson 1,854 • 1988-90**

YEAR	G	FGM	3FGM	FTM	TP	AVG.
88-89	32	359	84	163	965	30.2
89-90	32	305	88	191	889	27.8
<b>Totals</b>	<b>64</b>	<b>664</b>	<b>172</b>	<b>354</b>	<b>1854</b>	<b>29.0</b>



**4. Shaquille O'Neal 1,941 • 1989-92**

YEAR	G	FGM	FTM	TP	AVG.
89-90	32	180	85	445	13.9
90-91	28	312	150	774	27.6
91-92	30	294	134	722	24.1
<b>Totals</b>	<b>90</b>	<b>786</b>	<b>369</b>	<b>1941</b>	<b>21.6</b>



**8. Ronald Dupree 1,726 • 1999-03**

YEAR	G	FGM	3FGM	FTM	TP	AVG.
99-00	34	63	2	39	167	4.9
00-01	29	183	21	116	503	17.3
01-02	34	220	31	81	552	16.2
02-03	32	199	13	93	504	15.8
<b>Totals</b>	<b>129</b>	<b>65</b>	<b>67</b>	<b>329</b>	<b>1726</b>	<b>13.4</b>



Howard Carter



Kenny Higgs

- INTRO
- THIS IS LSU
- TIGERS
- COACHES
- REVIEW
- PREVIEW
- RECORDS**
- HISTORY
- LSU
- MEDIA

## 9. Derrick Taylor 1,590 • 1981-82, 1983-86

YEAR	G	FGM	FTM	TP	AVG.
81-82	28	151	113	415	14.8
83-84	29	142	104	388	13.4
84-85	29	108	48	264	9.1
85-86	38	221	81	523	13.8
<b>Totals</b>	<b>124</b>	<b>622</b>	<b>346</b>	<b>1590</b>	<b>12.8</b>




## 10. Ronnie Henderson 1,561 • 1993-96

YEAR	G	FGM	3FGM	FTM	TP	AVG.
93-94	27	144	72	69	429	15.9
94-95	27	219	68	124	630	23.3
95-96	23	183	49	87	502	21.8
<b>Totals</b>	<b>77</b>	<b>546</b>	<b>189</b>	<b>280</b>	<b>1561</b>	<b>20.3</b>




## 11. Vernel Singleton 1,513 • 1988-92

YEAR	G	FGM	3FGM	FTM	TP	AVG.
88-89	32	121	0	103	345	10.8
89-90	32	98	0	73	269	8.4
90-91	30	159	0	137	455	15.2
91-92	31	162	1	119	444	14.3
<b>Totals</b>	<b>125</b>	<b>540</b>	<b>1</b>	<b>432</b>	<b>1513</b>	<b>12.1</b>




## 12. Leonard Mitchell 1,508 • 1980-84

YEAR	G	FGM	FTM	TP	AVG.
80-81	36	170	50	390	10.8
81-82	27	160	57	377	14.0
82-83	31	186	83	455	14.7
83-84	24	114	58	286	11.9
<b>Totals</b>	<b>118</b>	<b>630</b>	<b>248</b>	<b>1508</b>	<b>12.8</b>



## 13. Ricky Blanton 1,501 • 1984-86, 1987-89

YEAR	G	FGM	3FGM	FTM	TP	AVG.
84-85	29	41		20	102	3.5
85-86	38	94		52	240	6.3
87-88	30	196	6	113	511	17.0
88-89	32	250	40	108	648	20.3
<b>Totals</b>	<b>129</b>	<b>581</b>	<b>46</b>	<b>293</b>	<b>1501</b>	<b>11.6</b>




## 14. Torris Bright 1,463 • 1999-03

YEAR	G	FGM	3FGM	FTM	TP	AVG.
99-00	34	112	55	60	339	10.0
00-01	29	104	44	62	314	10.8
01-02	34	150	76	78	454	13.4
02-03	32	119	62	56	356	11.1
<b>Totals</b>	<b>129</b>	<b>485</b>	<b>237</b>	<b>256</b>	<b>1463</b>	<b>11.3</b>




## 15. Nikita Wilson 1,384 • 1983-87

YEAR	G	FGM	FTM	TP	AVG.
83-84	28	70	27	167	6.0
84-85	29	183	70	436	15.0
85-86	18	90	56	236	13.1
86-87	35	220	105	545	15.6
<b>Totals</b>	<b>110</b>	<b>563</b>	<b>258</b>	<b>1384</b>	<b>12.6</b>



## 16. Al Sanders 1,383 • 1969-72

YEAR	G	FGM	FTM	TP	AVG.
69-70	32	145	93	383	12.0
70-71	25	209	105	523	20.9
71-72	26	171	135	477	18.3
<b>Totals</b>	<b>83</b>	<b>525</b>	<b>333</b>	<b>1383</b>	<b>16.7</b>



Ricky Blanton



Clarence Ceasar



- INTRO
- THIS IS LSU
- TIGERS
- COACHES
- REVIEW
- PREVIEW
- RECORDS**
- HISTORY
- LSU
- MEDIA

**17. Dewayne Scales**      **1,357 • 1977-80**

YEAR	G	FGM	FTM	TP	AVG.
77-78	26	153	27	333	12.8
78-79	26	227	50	503	19.4
79-80	32	230	61	521	16.3
<b>Totals</b>	<b>84</b>	<b>610</b>	<b>138</b>	<b>1357</b>	<b>16.2</b>




**18. Clarence Ceasar**      **1,343 • 1991-95**

YEAR	G	FGM	3FGM	FTM	TP	AVG.
91-92	31	130	63	32	355	11.5
92-93	32	126	38	25	315	9.8
93-94	27	152	47	44	395	14.6
94-95	22	111	27	29	278	12.6
<b>Totals</b>	<b>112</b>	<b>519</b>	<b>175</b>	<b>130</b>	<b>1343</b>	<b>12.0</b>



**19. Bill Newton**      **1,339 • 1969-72**

YEAR	G	FGM	FTM	TP	AVG.
69-70	32	143	71	357	11.2
70-71	26	205	80	490	18.8
71-72	26	210	72	492	18.9
<b>Totals</b>	<b>84</b>	<b>558</b>	<b>223</b>	<b>1339</b>	<b>15.9</b>



**20. Roger Sigler**      **1,318 • 1954-57**

YEAR	G	FGM	FTM	TP	AVG.
54-55	24	124	110	358	15.0
55-56	20	175	151	501	25.1
56-57	25	174	111	459	18.4
<b>Totals</b>	<b>69</b>	<b>473</b>	<b>372</b>	<b>1318</b>	<b>19.1</b>



Bill Newton

**21. Maurice Carter**      **1,299 • 1995-99**

YEAR	G	FGM	3FGM	FTM	TP	AVG.
95-96	26	62	27	21	172	6.6
96-97	28	103	15	52	273	9.8
97-98	27	131	44	82	388	14.4
98-99	27	159	71	79	468	17.3
<b>Totals</b>	<b>108</b>	<b>455</b>	<b>157</b>	<b>232</b>	<b>1299</b>	<b>12.0</b>



**22. Dick Maile**      **1,284 • 1962-65**

YEAR	G	FGM	FTM	TP	AVG.
62-63	24	125	87	337	14.0
63-64	25	214	90	518	20.7
64-65	25	168	93	429	17.1
<b>Totals</b>	<b>74</b>	<b>507</b>	<b>270</b>	<b>1284</b>	<b>17.4</b>



**23. Ethan Martin**      **1,276 • 1977-81**

YEAR	G	FGM	FTM	TP	AVG.
77-78	26	79	66	224	8.6
78-79	29	97	87	281	9.7
79-80	32	136	108	380	11.9
80-81	34	131	129	391	11.5
<b>Totals</b>	<b>123</b>	<b>443</b>	<b>390</b>	<b>1276</b>	<b>10.4</b>



**24. Antonio Hudson**      **1,269 • 2001-05**

Year	G	FGM	3FG	FTM	TP	AVG.
01-02	34	124	43	60	351	10.3
02-03	32	86	27	40	239	7.5
03-04	28	95	40	56	286	10.2
04-05	30	138	64	53	393	13.1
<b>Totals</b>	<b>124</b>	<b>443</b>	<b>174</b>	<b>209</b>	<b>1269</b>	<b>10.2</b>



Al Sanders

- INTRO
- THIS IS LSU
- TIGERS
- COACHES
- REVIEW
- PREVIEW
- RECORDS**
- HISTORY
- LSU
- MEDIA

## 25. Collis Temple III 1,173 • 1999-03

YEAR	G	FGM	3FGM	FTM	TP	AVG.
99-00	33	37	22	35	131	4.0
00-01	29	137	53	88	415	14.3
01-02	21	92	39	58	281	13.4
02-03	32	117	57	55	346	10.8
<b>Totals</b>	<b>115</b>	<b>383</b>	<b>171</b>	<b>236</b>	<b>1173</b>	<b>10.2</b>



## 26. Don Redden 1,119 • 1982-86

YEAR	G	FGM	FTM	TP	AVG.
82-83	8	19	19	57	7.1
83-84	28	97	93	287	10.3
84-85	29	110	62	282	9.7
85-86	38	197	99	493	13.0
<b>Totals</b>	<b>103</b>	<b>423</b>	<b>273</b>	<b>1119</b>	<b>10.9</b>



## 27. Wayne Sims 1,107 • 1987-91

YEAR	G	FGM	3FGM	FTM	TP	AVG.
87-88	30	122	0	45	289	9.6
88-89	32	183	1	57	424	13.3
89-90	32	108	2	31	249	7.8
90-91	23	59	4	23	145	6.3
<b>Totals</b>	<b>117</b>	<b>472</b>	<b>7</b>	<b>156</b>	<b>1107</b>	<b>9.5</b>




## 28. Bob Meador 1,099 • 1947-51

YEAR	G	FGM	FTM	TP	AVG.
47-48	25	84	56	244	9.8
48-49	25	124	58	306	12.2
49-50	22	106	39	251	11.4
50-51	24	128	92	298	12.4
<b>Totals</b>	<b>96</b>	<b>452</b>	<b>245</b>	<b>1099</b>	<b>11.4</b>



## 29. Anthony Wilson 1,089 • 1983-87

YEAR	G	FGM	3FGM	FTM	TP	AVG.
83-84	24	29		5	63	2.6
84-85	19	11		6	28	1.5
85-86	38	161		44	366	9.6
86-87	38	233	95	71	632	16.6
<b>Totals</b>	<b>119</b>	<b>434</b>	<b>95</b>	<b>126</b>	<b>1089</b>	<b>9.2</b>




## 30. Joe Dean 1,072 • 1949-52

YEAR	G	FGM	FTM	TP	AVG.
49-50	25	106	59	271	10.8
50-51	24	154	54	362	15.1
51-52	24	170	99	439	18.3
<b>Totals</b>	<b>73</b>	<b>430</b>	<b>212</b>	<b>1072</b>	<b>14.7</b>



## 31. Jerry Reynolds 1,069 • 1982-85

YEAR	G	FGM	FTM	TP	AVG.
82-83	32	126	88	340	10.6
83-84	29	162	85	409	14.2
84-85	29	128	64	320	11.0
<b>Totals</b>	<b>90</b>	<b>416</b>	<b>237</b>	<b>1069</b>	<b>11.9</b>




## 32. Jordy Hultberg 1,067 • 1976-80

YEAR	G	FGM	FTM	TP	AVG.
76-77	27	147	52	346	12.8
77-78	27	115	32	262	9.7
78-79	29	119	41	279	9.6
79-80	31	77	26	180	5.8
<b>Totals</b>	<b>114</b>	<b>458</b>	<b>151</b>	<b>1067</b>	<b>9.3</b>



## 33. John Williams 1,046 • 1984-86

YEAR	G	FGM	FTM	TP	AVG.
84-85	29	163	62	388	13.4
85-86	37	269	120	658	17.8
<b>Totals</b>	<b>66</b>	<b>432</b>	<b>182</b>	<b>1046</b>	<b>15.8</b>



## 34. Glenn Hansen 1,027 • 1973-75

YEAR	G	FGM	FTM	TP	AVG.
73-74	25	202	82	485	19.4
74-75	25	225	92	542	21.7
<b>Totals</b>	<b>50</b>	<b>427</b>	<b>173</b>	<b>1027</b>	<b>20.5</b>



**1. Durand Macklin** **1,276 • 1976-81**

YEAR	G	REBOUNDS	AVG.
76-77	26	306	11.8
77-78	27	286	10.6
78-79*	2	24	12.0
79-80	32	309	9.7
80-81	36	351	9.8
<b>Totals</b>	<b>123</b>	<b>1276</b>	<b>10.4</b>

\*Redshirted after knee injury

**2. Shaquille O'Neal** **1,217 • 1989-92**

YEAR	G	REBOUNDS	AVG.
89-90	32	385	12.0
90-91	28	411	14.7
91-92	30	421	14.0
<b>Totals</b>	<b>90</b>	<b>1217</b>	<b>13.5</b>

**3. Al Sanders** **1,168 • 1969-72**

YEAR	G	REBOUNDS	AVG.
69-70	32	474	13.1
70-71	25	369	14.7
71-72	26	325	13.7
<b>Totals</b>	<b>83</b>	<b>1168</b>	<b>14.1</b>

**4. Bob Pettit** **1,039 • 1951-54**

YEAR	G	REBOUNDS	AVG.
51-52	24	315	13.1
52-53	21	292	13.9
53-54	25	432	17.3
<b>Totals</b>	<b>70</b>	<b>1039</b>	<b>14.8</b>

**5. Leonard Mitchell** **922 • 1980-84**

YEAR	G	REBOUNDS	AVG.
80-81	36	258	7.2
81-82	27	206	7.6
82-83	31	282	9.1
83-84	24	176	7.3
<b>Totals</b>	<b>118</b>	<b>922</b>	<b>7.8</b>

**6. Ronald Dupree** **907 • 1999-03**

YEAR	G	REBOUNDS	AVG.
99-00	34	112	3.3
00-01	29	256	8.8
01-02	34	290	8.5
02-03	32	249	7.8
<b>Totals</b>	<b>129</b>	<b>907</b>	<b>7.0</b>

**7. Ned Clark** **870 • 1952-55**

YEAR	G	REBOUNDS	AVG.
52-53	25	272	10.9
53-54	25	218	8.7
54-55	24	380	15.8
<b>Totals</b>	<b>74</b>	<b>870</b>	<b>11.8</b>

\*Rebound stats from 1951-52 season not available

**8. Lionel Green** **809 • 1975-79**

YEAR	G	REBOUNDS	AVG.
75-76	24	151	6.3
76-77	27	146	5.4
77-78	27	191	7.1
78-79	29	321	11.1
<b>Totals</b>	<b>107</b>	<b>809</b>	<b>7.6</b>

**9. Bill Newton** **802 • 1969-72**

YEAR	G	REBOUNDS	AVG.
69-70	32	309	9.7
70-71	26	314	12.1
71-72	26	179	6.9
<b>Totals</b>	<b>84</b>	<b>802</b>	<b>9.5</b>

**10. Vernel Singleton** **784 • 1988-92**

YEAR	G	REBOUNDS	AVG.
88-89	32	250	7.8
89-90	32	152	4.8
90-91	30	177	5.9
91-92	31	205	6.6
<b>Totals</b>	<b>125</b>	<b>784</b>	<b>6.3</b>

**11. Greg Cook** **780 • 1976-77, '78-81**

YEAR	G	REBOUNDS	AVG.
76-77	27	249	9.2
78-79	28	176	6.3
79-80	31	180	5.8
80-81	33	175	5.3
<b>Totals</b>	<b>119</b>	<b>780</b>	<b>6.6</b>

**12. Dick Maile** **772 • 1962-65**

YEAR	G	REBOUNDS	AVG.
62-63	25	263	10.5
63-64	24	263	10.9
64-65	25	246	9.8
<b>Totals</b>	<b>74</b>	<b>772</b>	<b>10.4</b>

**13. Ricky Blanton** **766 • 1984-86, '87-89**

YEAR	G	REBOUNDS	AVG.
84-85	29	52	1.8
85-86	38	188	5.0
87-88	30	265	8.8
88-89	32	261	8.2
<b>Totals</b>	<b>129</b>	<b>766</b>	<b>5.9</b>

**14. Ed LeBlanc** **765 • 1972-76**

YEAR	G	REBOUNDS	AVG.
72-73	21	110	5.2
73-74	25	127	5.1
74-75	26	257	9.9
75-76	26	271	10.4
<b>Totals</b>	<b>98</b>	<b>765</b>	<b>7.8</b>

**15. Maury Drummond** **736 • 1960-63**

YEAR	G	REBOUNDS	AVG.
60-61	24	301	12.5
61-62	23	227	9.9
62-63	25	208	8.3
<b>Totals</b>	<b>72</b>	<b>736</b>	<b>10.2</b>

**16. Dewayne Scales** **733 • 1977-80**

YEAR	G	REBOUNDS	AVG.
77-78	26	244	9.4
78-79	26	236	9.1
79-80	32	253	7.9
<b>Totals</b>	<b>84</b>	<b>733</b>	<b>8.7</b>

INTRO

THIS IS LSU

TIGERS

COACHES

REVIEW

PREVIEW

RECORDS

HISTORY

LSU

MEDIA

INTRO

THIS IS LSU

TIGERS

COACHES

REVIEW

PREVIEW

RECORDS

HISTORY

LSU

MEDIA

**17. Roger Sigler** 713 • 1953-56

YEAR	G	REBOUNDS	AVG.
53-54	24	214	8.9
54-55	20	276	13.8
55-56	25	223	8.9
<b>Totals</b>	<b>69</b>	<b>713</b>	<b>10.3</b>

**18. Nikita Wilson** 699 • 1983-87

YEAR	G	REBOUNDS	AVG.
83-84	28	146	5.2
84-85	29	201	6.9
85-86	18	108	6.0
86-87	35	244	7.0
<b>Totals</b>	<b>110</b>	<b>699</b>	<b>6.4</b>

**19. Clarence Ceasar** 670 • 1991-95

YEAR	G	REBOUNDS	AVG.
91-92	31	149	4.8
92-93	32	199	6.2
93-94	27	169	6.3
94-95	22	153	7.0
<b>Totals</b>	<b>112</b>	<b>670</b>	<b>6.0</b>

**20. Jerry Reynolds** 613 • 1982-85

YEAR	G	REBOUNDS	AVG.
82-83	32	198	6.2
83-84	29	239	8.2
84-85	29	176	6.1
<b>Totals</b>	<b>90</b>	<b>613</b>	<b>6.8</b>

**21. Collis Temple, Jr.** 607 • 1971-74

YEAR	G	REBOUNDS	AVG.
71-72	26	174	6.7
72-73	23	160	6.7
73-74	26	273	10.5
<b>Totals</b>	<b>75</b>	<b>607</b>	<b>8.1</b>

**22. Wayne Sims** 603 • 1987-90

YEAR	G	REBOUNDS	AVG.
87-88	30	128	4.3
88-89	32	244	7.6
89-90	32	154	4.8
90-91	23	77	3.4
<b>Totals</b>	<b>117</b>	<b>603</b>	<b>5.2</b>

**23. Ralph Jukkola** 601 • 1966-69

YEAR	G	REBOUNDS	AVG.
66-67	26	187	7.3
67-68	26	226	8.7
68-69	26	188	7.2
<b>Totals</b>	<b>78</b>	<b>601</b>	<b>7.7</b>

**24. Jose Vargas** 576 • 1984-88

YEAR	G	REBOUNDS	AVG.
84-85	25	51	2.0
85-86	37	94	2.5
86-87	38	184	4.8
87-88	30	247	8.2
<b>Totals</b>	<b>130</b>	<b>576</b>	<b>4.4</b>

**25. Troy Rushing** 560 • 1954-57

YEAR	G	REBOUNDS	AVG.
54-55	22	74	3.4
55-56	24	228	9.5
56-57	25	258	10.3
<b>Totals</b>	<b>71</b>	<b>560</b>	<b>7.9</b>

**26. Jim Crisco** 544 • 1956-59

YEAR	G	REBOUNDS	AVG.
56-57	25	127	5.1
57-58	25	225	9.0
58-59	25	192	7.6
<b>Totals</b>	<b>75</b>	<b>544</b>	<b>7.3</b>

**27. Bill Wilson** 543 • 1962-65

YEAR	G	REBOUNDS	AVG.
62-63	12	39	3.2
63-64	24	258	10.7
64-65	26	246	9.4
<b>Totals</b>	<b>62</b>	<b>543</b>	<b>8.7</b>

**28. Danny Hester** 542 • 1968-70

YEAR	G	REBOUNDS	AVG.
68-69	22	197	8.9
69-70	32	345	10.8
<b>Totals</b>	<b>54</b>	<b>542</b>	<b>10.0</b>

**29. Geert Hammink** 536 • 1988-89, '90-93

YEAR	G	REBOUNDS	AVG.
88-89	25	54	2.2
90-91	27	78	2.9
91-92	29	79	2.7
92-93	32	325	10.2
<b>Totals</b>	<b>113</b>	<b>536</b>	<b>4.7</b>

**30. Jaime Lloreda** 525 • 2002-04

YEAR	G	REBOUNDS	AVG.
02-03	30	269	9.0
03-04	22	256	11.6
<b>Totals</b>	<b>52</b>	<b>525</b>	<b>10.1</b>

**31. Pete Maravich** 513 • 1967-70

YEAR	G	REBOUNDS	AVG.
67-68	26	19.5	7.5
68-69	26	169	6.5
69-70	28	149	5.3
<b>Totals</b>	<b>82</b>	<b>513</b>	<b>6.2</b>

**32. John Williams** 503 • 1984-86

YEAR	G	REBOUNDS	AVG.
84-85	29	190	6.6
85-86	37	313	8.5
<b>Totals</b>	<b>66</b>	<b>503</b>	<b>7.6</b>

**33. Jabari Smith** 501 • 1998-00

YEAR	G	REBOUNDS	AVG.
1998-99	27	262	9.7
1999-00	34	239	7.0
<b>Totals</b>	<b>61</b>	<b>501</b>	<b>8.2</b>

INTRO
THIS IS LSU
TIGERS
COACHES
REVIEW
PREVIEW
<b>RECORDS</b>
HISTORY
LSU
MEDIA

**WINS**

1.	31	1980-81
2.	28	1999-00
3.	26	1985-86
3.	26	1979-80
5.	24	1986-87
6.	23	1989-90
6.	23	1978-79
8.	22	1992-93
8.	22	1969-70
8.	22	1952-53

**WINNING PCT.**

<b>(Min. 10 wins)</b>		
1.	.938 (15-1)	1921-22
2.	.933 (14-1)	1934-35
3.	.923 (12-1)	1917-18
4.	.909 (10-1)	1916-17
4.	.909 (10-1)	1914-15
6.	.905 (19-2)	1919-20
7.	.880 (22-3)	1952-53
8.	.861 (31-5)	1980-81
9.	.857 (18-3)	1945-46
10.	.826 (19-4)	1920-21

**GAMES PLAYED**

1.	39	1986-87
2.	38	1985-86
3.	36	1980-81
4.	34	2001-02
4.	34	1999-00
6.	33	1992-93
7.	32	2002-03
7.	32	1989-90
7.	32	1988-89
7.	32	1982-83
7.	32	1979-80
7.	32	1969-70

**FIELD GOALS. ATT.**

1.	2403	1969-70
2.	2327	1985-86
3.	2303	1988-89
4.	2261	1986-87
5.	2194	1989-90
6.	2155	1992-93
7.	2144	1980-81
8.	2040	1990-91
9.	2039	1991-92
10.	2022	1979-80

**FIELD GOALS MADE**

1.	1170	1985-86
2.	1159	1969-70
3.	1116	1989-90
4.	1115	1988-89
5.	1098	1980-81
6.	1047	1986-87
7.	1019	1979-80
8.	1010	1990-91
9.	1000	1991-92
10.	964	1978-79

**3-POINT FG ATTEMPTED**

1.	614	1995-96
2.	571	2002-03
2.	571	2004-05
4.	564	1993-94
5.	561	2001-02

**3-POINT FG MADE**

1.	215	2002-03
2.	205	2004-05
3.	204	2001-02
4.	196	1999-00
5.	194	2000-01
5.	194	1995-96

**3-POINT FG PCT.**

1.	.401	1986-87
2.	.388	1988-89
3.	.377	2002-03
4.	.368	1992-93
5.	.367	1991-92

**FIELD GOAL PCT.**

1.	.521	1978-79
2.	.520	1970-71
3.	.512	1980-81
4.	.509	1989-90
4.	.509	1979-80
6.	.503	1985-86
7.	.501	1984-85
8.	.495	1990-91
9.	.490	1991-92
10.	.488	1973-74

**FREE THROWS MADE**

1.	667	1969-70
2.	653	1980-81
3.	573	1990-91
4.	557	1988-89
5.	552	1999-00
6.	537	1985-86
7.	536	1989-90
8.	526	1991-92
9.	519	1953-54
10.	516	1992-93

**FREE THROWS ATT.**

1.	944	1980-81
2.	917	1969-70
3.	858	1999-00
4.	840	1990-91
5.	820	1991-92
6.	804	1988-89
7.	782	1986-87
8.	774	1983-84
9.	759	1955-56
10.	754	1992-93

**FREE THROW PCT.**

1.	.770	1988-89
2.	.750	1985-86
3.	.737	1963-64
4.	.730	2004-05
5.	.727	1969-70
6.	.720	1972-73
7.	.714	1984-85
7.	.714	1967-68
9.	.710	1979-80
10.	.708	1960-61

**REBOUNDS**

1.	1691	1969-70
2.	1457	1989-90
3.	1401	1986-87
4.	1373	1999-00
5.	1316	1990-91
6.	1308	1991-92
7.	1298	1985-86
7.	1298	1964-65
9.	1291	1992-93
10.	1247	1977-78

**REBOUND AVERAGE**

1.	52.8	1969-70
2.	49.9	1964-65
3.	47.1	1962-63
4.	47.0	1963-64
4.	47.0	1961-62
6.	46.5	1954-55
7.	46.2	1977-78
8.	46.0	1970-71
8.	46.0	1968-69
10.	45.5	1989-90
10.	45.5	1976-77

**PERSONAL FOULS**

1.	747	1986-87
2.	727	1980-81
3.	697	1978-79
4.	675	1977-78
5.	669	1979-80
6.	663	1982-83
7.	661	1989-90
8.	660	1969-70
9.	657	1985-86
10.	639	1973-74

**FOULED OUT**

1.	37	1973-74
1.	37	1952-53
3.	33	1978-79
3.	33	1977-78
5.	32	1976-77
6.	30	1957-58
7.	29	1974-75
8.	28	1989-90
8.	28	1969-70
10.	27	1988-89
10.	27	1972-73
10.	27	1971-72

**ASSISTS**

1.	616	1974-75
2.	577	1985-86
3.	566	1990-91
4.	538	1975-76
5.	527	1986-87
5.	527	1980-81
7.	526	1989-90
8.	525	1988-89
9.	520	1976-77
10.	519	1991-92

**BLOCKED SHOTS**

1.	225	1989-90
2.	206	1991-92
3.	198	1990-91
4.	180	1999-00
5.	132	2002-03
6.	127	2004-05
7.	122	2003-04
8.	120	1994-95
9.	118	1986-87
10.	107	1978-79

**STEALS**

1.	352	1986-87
2.	316	1990-91
2.	316	1992-93
4.	313	1999-00
5.	311	1991-92
6.	306	1985-86
7.	297	1980-81
8.	280	2001-02
9.	275	1983-84
10.	273	1995-96

**POINTS**

1.	2985	1969-70
2.	2966	1988-89
3.	2921	1989-90
4.	2877	1985-86
5.	2851	1980-81
6.	2785	1986-87
7.	2713	1991-92
7.	2713	1990-91
9.	2597	1992-93
10.	2578	1999-00

**SCORING AVERAGE**

1.	93.3	1969-70
2.	92.7	1988-89
3.	91.3	1989-90
4.	90.4	1990-91
5.	89.1	1968-69
6.	88.7	1967-68
7.	87.5	1991-92
8.	85.6	1970-71
9.	84.1	1977-78
10.	83.5	1974-75

- INTRO
- THIS IS LSU
- TIGERS
- COACHES
- REVIEW
- PREVIEW
- RECORDS**
- HISTORY
- LSU
- MEDIA

## GAMES

Fr.	Johnny Jones (36), 1980-81
	Leonard Mitchell (36), 1980-81
Soph.	Fess Irvin (37), 1986-87
Jr.	Bernard Woodside (39), 1986-87
Sr.	Oliver Brown (38), 1986-87
	Anthony Wilson (38), 1986-87

## FIELD GOAL ATTEMPTS

Fr.	Chris Jackson (739), 1988-89
Soph.	Pete Maravich (1022), 1967-68
Jr.	Pete Maravich (976), 1968-69
Sr.	Pete Maravich (1168), 1969-70

## FIELD GOALS MADE

Fr.	Chris Jackson (359), 1988-89
Soph.	Pete Maravich (432), 1967-68
Jr.	Pete Maravich (433), 1968-69
Sr.	Pete Maravich (522), 1969-70

## FIELD GOAL PERCENTAGE

Fr.	Vernel Singleton (.571), 1988-89
Soph.	Rudy Macklin (.622), 1977-78
Jr.	Ralph Jukkola (.638), 1967-68
Sr.	Dave Ramsden (.675), 1968-69

## 3-POINT FIELD GOALS MADE

Fr.	Chris Jackson (84), 1988-89
Soph.	Chris Jackson (88), 1989-90
Jr.	Torris Bright (76), 2001-2002
Sr.	Anthony Wilson (95), 1986-87

## 3-POINT FIELD GOAL PERCENTAGE

Fr.	Fess Irvin (.463), 1986-87
Soph.	Jamie Brandon (.509), 1992-93
Jr.	Landers Nolley (.421), 1994-95
Sr.	Justin Anderson (.489), 1991-92

## FREE THROW ATTEMPTS

Fr.	Chris Jackson (200), 1988-89
Soph.	Pete Maravich (338), 1967-68
Jr.	Pete Maravich (378), 1968-69
Sr.	Pete Maravich (436), 1969-70

## FREE THROWS MADE

Fr.	Chris Jackson (163), 1988-89
Soph.	Pete Maravich (274), 1967-68
Jr.	Pete Maravich (282), 1968-69
Sr.	Pete Maravich (337), 1969-70

## FREE THROW PERCENTAGE

Fr.	Jordy Hultberg (.867), 1976-77
Soph.	Chris Jackson (.909), 1989-90
Jr.	Kenny Drost (.902), 1965-66
Sr.	Derrick Taylor (.880), 1985-86

## REBOUNDS

Fr.	Rudy Macklin (306), 1976-77
Soph.	Al Sanders (474), 1969-70
Jr.	Shaquille O'Neal (421), 1991-92
Sr.	Bob Petit (432), 1953-54

## REBOUND AVERAGE

Fr.	Rudy Macklin (11.8), 1976-77
Soph.	Al Sanders (14.8), 1969-70
Jr.	Al Sanders (14.8), 1970-71
Sr.	Bob Petit (17.3), 1953-54

## ASSISTS

Fr.	Randy Livingston (151), 1994-95
Soph.	Kenny Higgs (173), 1975-76
Jr.	Kenny Higgs (239), 1976-77
Sr.	Pete Maravich (192), 1969-70

## STEALS

Fr.	Clarence Ceasar (90), 1991-92
Soph.	Jerry Reynolds (81), 1983-84
Jr.	Darryl Joe (93), 1986-87
Sr.	Derrick Taylor (86), 1985-86

## POINTS

Fr.	Chris Jackson (965), 1988-89
Soph.	Pete Maravich (1138), 1967-68
Jr.	Pete Maravich (1148), 1968-69
Sr.	Pete Maravich (1381), 1969-70

## SCORING AVERAGE

Fr.	Chris Jackson (30.2), 1988-89
Soph.	Pete Maravich (43.8), 1967-68
Jr.	Pete Maravich (44.2), 1968-69
Sr.	Pete Maravich (44.5), 1969-70

## BLOCKED SHOTS

Fr.	Shaquille O'Neal (115), 1989-90
Soph.	Shaquille O'Neal (140), 1990-91
Jr.	Shaquille O'Neal (157), 1991-92
Sr.	Lionel Green (61), 1978-79



Kenny Higgs



Darryl Joe

**POINTS**

- 63 - Johnny Neumann, Ole Miss, 1-30-71
- 53 - Gerald Glass, Ole Miss, 3-4-89
- 51 - Dan Issel, Kentucky, 2-21-70
- 50 - Bob Burrow, Kentucky, 1-14-56
- 50 - Ron Widby, Tennessee, 1967

**FIELD GOALS MADE**

- 26 - Johnny Neumann, Ole Miss, 1-30-71
- 20 - Gerald Glass, Ole Miss, 3-4-89
- 20 - Hank Gathers, Loyola Marymount, 2-3-90
- 17 - Keenan Carpenter, Auburn, 2-8-89
- 17 - Bob Houbergs, Washington, 3-18-53
- 17 - Alfred Hughes, Loyola-Chicago, 11-28-84

**FIELD GOAL ATTEMPTS**

- 40 - Johnny Neumann, Ole Miss, 1-30-71
- 37 - Gerald Glass, Ole Miss, 3-3-90
- 36 - Gerald Glass, Ole Miss, 3-4-89
- 35 - Hank Gathers, Loyola Marymount, 2-3-90

**FREE THROWS MADE**

- 18 - Neal Walk, Florida, 2-10-68
- 17 - Carlos Clark, Ole Miss, 1-15-83
- 16 - Anthony Rosser, U.S. International, 1-16-84
- 15 - Ernie Grunfeld, Tennessee, 1-15-77
- 15 - Larry Davis, South Carolina, 2-10-96

**FREE THROW ATTEMPTS**

- 21 - Neal Walk, Florida, 2-10-68
- 21 - Carlos Clark, Ole Miss, 1-15-83
- 20 - Anthony Rosser, U.S. International, 1-16-84
- 18 - Leon Douglas, Alabama, 2-17-75
- 18 - Larry Davis, South Carolina, 2-10-96

**FREE THROW PERCENTAGE**

- (Min. 15 attempts)**
- .933 (14-15) - Reggie Johnson, Tennessee, 2-5-78
  - .933 (14-15) - Earvin Johnson, Michigan State, 3-16-79
  - .882 (15-17) - Ernie Grunfield, Tennessee, 1-15-77
  - .857 (18-21) - Neal Walk, Florida, 2-10-68
  - .833 (15-18) - Larry Davis, South Carolina, 2-10-96

**3-POINT FIELD GOALS MADE**

- 9 - Anderson Hunt, UNLV, 1-28-90
- 9 - Scott Draud, Vanderbilt, 2-18-90
- 9 - Lee Mayberry, Arkansas, 3-4-92
- 8 - Edward Garriet, McNeese State, 11-24-03
- 8 - David Jones, Lamar, 12-4-89
- 8 - Keenan Carpenter, Auburn, 2-8-89
- 8 - Greg Stolt, Florida, 3-4-99

**3-POINT FIELD GOAL ATTEMPTS**

- 20 - Chris Walker, Villanova, 3-15-90
- 18 - Damon Wordlaw, McNeese State, 11-29-94
- 17 - Scott Draud, Vanderbilt, 2-2-91
- 17 - Danny Basile, Marist, 12-28-95

**3-POINT FIELD GOAL PERCENTAGE**

- (Min. 4 attempts)**
- 1.000 (4-4) - Marc Jackson, Utah, 1-3-05
  - 1.000 (5-5) - Dawid Przybyszewski, Vanderbilt, 2-21-04
  - 1.000 (7-7) - Ezra Williams, Georgia, 1-05-03
  - 1.000 (5-5) - Troy Gaines, Auburn, 2-26-03
  - 1.000 (5-5) - Andrew Moten, Florida, 1-21-87
  - 1.000 (4-4) - Ontario Harper, Mississippi State, 1-26-02
  - 1.000 (4-4) - Mike Chadwick, Georgia, 3-6-97
  - 1.000 (4-4) - Dwayne Morton, Louisville, 2-23-94
  - .857 (6-7) - Je'Kel Foster, Ohio State, 1-15-05
  - .857 (6-7) - Wesley Person, Auburn, 2-13-93
  - .833 (5-6) - Shane Power, Mississippi State, 2-16-05
  - .833 (5-6) - Patrick Johnson, Ball State, 3-19-02
  - .833 (5-6) - Mark Griffin, Tennessee, 3-10-89

**REBOUNDS**

- 34 - Bailey Howell, Mississippi State, 1957
- 29 - Bob Lienhard, Georgia, 1969
- 29 - Dan Issel, Kentucky, 2-22-69
- 23 - Larry Fry, Mississippi State, 1-16-75
- 22 - Wiley Peck, Mississippi State, 1-12-77

**ASSISTS**

- 15 - Eddie Johnson, Auburn, 1-3-76
- 14 - Kareem Reid, Arkansas, 3-2-96
- 14 - Terrell Lowery, Loyola Marymount, 12-20-90
- 14 - Bobby Harley, Duke, 2-10-91
- 13 - Anthony Epps, Kentucky, 3-4-95

**BLOCKED SHOTS**

- 10 - Roy Rogers, Alabama, 2-17-96
- 9 - Andre Riddick, Kentucky, 3-14-93
- 8 - Charles Barkley, Auburn, 1984
- 7 - Kyle Davis, Auburn, 1-13-01
- 6 - Tayshaun Prince, Kentucky, 2-9-02
- 6 - Clifford Rozier, Louisville, 2-23-94
- 6 - Charles Claxton, Georgia, 2-19-94
- 6 - Alonzo Mourning, Georgetown, 1-28-89
- 6 - Dwayne Schintzius, Florida, 1-27-87
- 6 - Chuck Haynes, Kentucky, 2-15-03

**STEALS**

- 9 - Mike Varos, Cal State Los Angeles, 12-8-89
- 8 - Pointer Williams, McNeese State, 12-1-95
- 7 - Chris Daniels, Georgia, 3-8-02
- 7 - T.J. Cleveland, Arkansas, 3-11-00
- 7 - Eddie Shannon, Florida, 1-20-99
- 7 - John Pelphrey, Kentucky, 2-15-90
- 7 - Mike Ferrara, Colgate, 11-28-80

INTRO
THIS IS LSU
TIGERS
COACHES
REVIEW
PREVIEW
<b>RECORDS</b>
HISTORY
LSU
MEDIA

- INTRO
- THIS IS LSU
- TIGERS
- COACHES
- REVIEW
- PREVIEW
- RECORDS**
- HISTORY
- LSU
- MEDIA

## POINTS

2861 - 1988-89
2860 - 1969-70
2679 - 1985-86
2658 - 1986-87
2620 - 1989-90

## FIELD GOALS MADE

1117 - 1969-70
1113 - 1985-86
1096 - 1988-89
973 - 1986-87
971 - 1980-81

## FIELD GOALS ATTEMPTED

2497 - 1969-70
2263 - 1988-89
2257 - 1985-86
2240 - 1986-87
2222 - 1989-90

## FIELD GOAL PERCENTAGE

.511 - 1981-82
.493 - 1985-86
.492 - 1966-67
.489 - 1993-94
.484 - 1974-75
.484 - 1988-89

## FREE THROWS MADE

626 - 1969-70
603 - 1956-57
569 - 1986-87
565 - 1955-56
561 - 1989-90

## FREE THROW ATTEMPTS

928 - 1969-70
881 - 1955-56
863 - 1956-57
800 - 1989-90
789 - 1954-55

## FREE THROW PERCENTAGE

.744 - 1962-63
.737 - 1984-85
.733 - 1986-87
.729 - 1974-75
.725 - 1970-71

## 3-POINT FG MADE

257 - 1989-90
233 - 1999-00
226 - 2001-02
226 - 1994-95
225 - 2004-05

## 3-POINT FG ATTEMPTS

745 - 1999-00
734 - 1989-90
684 - 2001-02
646 - 1995-96
629 - 1994-95

## 3-POINT FG PERCENTAGE

.390 - 1986-87
.379 - 2004-05
.369 - 2000-01
.365 - 1996-97
.361 - 1988-89

## REBOUNDS

1485 - 1969-70
1417 - 1986-87
1346 - 1967-68
1344 - 1988-89
1332 - 1965-66

## REBOUND AVERAGE

52.5 - 1955-56
52.2 - 1957-58
52.2 - 1956-57
51.7 - 1967-68
51.2 - 1965-66

## PERSONAL FOULS

848 - 1980-81
780 - 1986-87
764 - 1979-80
743 - 1999-00
710 - 1985-86

## ASSISTS

560 - 1985-86
545 - 1988-89
530 - 1992-93
499 - 1974-75
491 - 1993-94

## BLOCKED SHOTS

158 - 1992-93
119 - 1997-98
119 - 1993-94
119 - 1985-86
114 - 1988-89

## STEALS

301 - 1996-97
290 - 1998-99
274 - 1989-90
269 - 1994-95
265 - 1999-00

## SCORING AVERAGE

89.7 - 1974-75
89.4 - 1988-89
89.4 - 1960-70
87.5 - 1968-69
86.1 - 1967-68

## FOULED OUT

42 - 1980-81
38 - 1977-78
37 - 1983-84
35 - 1982-83
35 - 1969-70




Tack Minor



Xavier Whipple





Pete Maravich

4 - 60 point games  
 24 - 50 point games  
 29 - 40 point games

### 60-POINT CLUB (5 by 2 players all-time)

69 - Pete Maravich vs. Alabama, Feb. 7, 1970  
 66 - Pete Maravich vs. Tulane, Feb. 10, 1969  
 64 - Pete Maravich vs. Kentucky, Feb. 21, 1970  
 61 - Pete Maravich vs. Vanderbilt, Dec. 11, 1969  
 60 - Bob Pettit vs. Louisiana College, Dec. 7, 1953

### 50-POINT CLUB (30 by 4 players all-time)

59 - Pete Maravich vs. Alabama, Feb. 17, 1968  
 58 - Pete Maravich vs. Georgia, March 8, 1969  
 58 - Pete Maravich vs. Mississippi State, Dec. 22, 1967  
 57 - Bob Pettit vs. Georgia, Jan. 9, 1954  
 55 - Chris Jackson vs. Ole Miss, March 4, 1989  
 55 - Pete Maravich vs. Mississippi State, March 2, 1970  
 55 - Pete Maravich vs. Kentucky, Jan. 24, 1970  
 55 - Pete Maravich vs. Alabama, Jan. 3, 1970  
 55 - Pete Maravich vs. Mississippi State, March 3, 1969  
 55 - Pete Maravich vs. Tulane, Dec. 14, 1968  
 55 - Pete Maravich vs. Tulane, Feb. 21, 1968  
 55 - Pete Maravich vs. Auburn, Jan. 3, 1968  
 54 - Pete Maravich vs. Auburn, Feb. 15, 1969  
 54 - Pete Maravich vs. Vanderbilt, Jan. 29, 1968  
 53 - Shaquille O'Neal vs. Arkansas State, Dec. 18, 1990  
 53 - Chris Jackson vs. Florida, Dec. 10, 1988  
 53 - Pete Maravich vs. Ole Miss, Jan. 31, 1970  
 53 - Pete Maravich vs. St. John's, Dec. 29, 1969  
 53 - Pete Maravich vs. Duquesne, Dec. 30, 1968  
 52 - Pete Maravich vs. Florida, Feb. 4, 1970  
 52 - Pete Maravich vs. Kentucky, Jan. 25, 1969  
 52 - Pete Maravich vs. Loyola, Dec. 2, 1968  
 52 - Pete Maravich vs. Kentucky, Jan. 27, 1968  
 52 - Pete Maravich vs. Tulane, Jan. 11, 1968  
 51 - Chris Jackson vs. Texas, Jan. 2, 1990  
 51 - Pete Maravich vs. Georgia, Feb. 12, 1968  
 51 - Pete Maravich vs. Loyola, Dec. 9, 1967  
 50 - Chris Jackson vs. Tennessee, Feb. 11, 1989  
 50 - Pete Maravich vs. Southern California, Dec. 18, 1969  
 50 - Pete Maravich vs. Florida, Feb. 12, 1969

### 40-POINT CLUB (41 by 7 players since 1967)

49 - Chris Jackson vs. Tennessee, Feb. 10, 1990  
 49 - Pete Maravich vs. Tulane, Feb. 9, 1970  
 49 - Pete Maravich vs. Mississippi State, Feb. 2, 1970  
 49 - Pete Maravich vs. Clemson, Dec. 20, 1969  
 49 - Pete Maravich vs. Ole Miss, March 1, 1969  
 49 - Pete Maravich vs. Auburn, Feb. 7, 1968  
 48 - Chris Jackson vs. Florida, March 1, 1989  
 48 - Chris Jackson vs. Louisiana Tech, Dec. 6, 1988  
 48 - Pete Maravich vs. Tampa, Dec. 2, 1967  
 47 - Pete Maravich vs. Georgia, Dec. 21, 1968  
 47 - Pete Maravich vs. Florida, Feb. 10, 1968  
 46 - Chris Jackson vs. Vanderbilt, Feb. 18, 1990  
 46 - Pete Maravich vs. Auburn, Feb. 16, 1970  
 46 - Pete Maravich vs. Oregon State, Dec. 22, 1969  
 46 - Pete Maravich vs. Tulane, Dec. 13, 1969  
 46 - Pete Maravich vs. Auburn, Jan. 11, 1969  
 46 - Pete Maravich vs. Ole Miss, Dec. 19, 1967  
 45 - Chris Jackson vs. Georgia, Jan. 24, 1990  
 45 - Pete Maravich vs. Loyola, Dec. 9, 1969  
 45 - Pete Maravich vs. Kentucky, Feb. 22, 1969  
 45 - Pete Maravich vs. Wyoming, Dec. 26, 1968  
 45 - Pete Maravich vs. Florida, Dec. 18, 1968

INTRO

THIS IS LSU

TIGERS

COACHES

REVIEW

PREVIEW


RECORDS

HISTORY

LSU

MEDIA

- INTRO
- THIS IS LSU
- TIGERS
- COACHES
- REVIEW
- PREVIEW
- RECORDS**
- HISTORY
- LSU
- MEDIA



**Chris Jackson**

4 - 50 point games  
 7 - 40 point games  
 16 - 30 point games

- 44 - Kenny Higgs vs. Duke, Dec. 20, 1974
- 44 - Pete Maravich vs. Auburn, Jan. 10, 1970
- 44 - Pete Maravich vs. Kentucky, Feb. 3, 1968
- 43 - Shaquille O'Neal vs. Northern Arizona, Dec. 28, 1991
- 43 - Pete Maravich vs. Oregon State, Dec. 4, 1969
- 42 - Al Sanders vs. Auburn, Feb. 14, 1972
- 42 - Pete Maravich vs. Alabama, Jan. 4, 1969
- 42 - Pete Maravich vs. Vanderbilt, March 4, 1968
- 42 - Pete Maravich vs. Florida State, Dec. 16, 1967
- 42 - Pete Maravich vs. Wisconsin, Dec. 15, 1967
- 42 - Pete Maravich vs. Texas, Dec. 4, 1967
- 41 - Chris Jackson vs. Kentucky, Feb. 15, 1990
- 41 - Pete Maravich vs. Georgia, March 7, 1970
- 40 - Ronnie Henderson vs. Alabama, Feb. 11, 1995
- 40 - Chris Jackson vs. Mississippi State, Jan. 4, 1990
- 40 - Durand Macklin vs. Tennessee, Jan. 15, 1977
- 40 - Pete Maravich vs. Pittsburgh, Jan. 31, 1969
- 40 - Pete Maravich vs. Oklahoma City, Dec. 28, 1968
- 40 - Pete Maravich vs. Ole Miss, Feb. 24, 1968

**30-POINT CLUB (127 by 32 players since 1967)**

- 39 - Al Sanders vs. Loyola, Dec. 1, 1970
- 38 - Shaquille O'Neal vs. Ole Miss, Feb. 20, 1991
- 38 - Shaquille O'Neal vs. Georgia, Feb. 8, 1991
- 38 - Chris Jackson vs. Vanderbilt, Feb. 18, 1989
- 38 - Kenny Higgs vs. Tennessee, March 1, 1975
- 38 - Pete Maravich vs. Vanderbilt, Feb. 14, 1970
- 38 - Pete Maravich vs. Florida, Feb. 11, 1970
- 38 - Pete Maravich vs. UCLA, Dec. 23, 1969
- 38 - Pete Maravich vs. Alabama, Feb. 8, 1969
- 38 - Pete Maravich vs. Vanderbilt, Jan. 9, 1969
- 38 - Pete Maravich vs. Clemson, Dec. 7, 1968
- 37 - Chris Jackson vs. Ole Miss, March 3, 1990
- 37 - Chris Jackson vs. Southern Miss, Nov. 15, 1989
- 37 - Chris Jackson vs. Tennessee, March 10, 1989
- 37 - Ricky Blanton vs. Tennessee-Martin, Dec. 20, 1988
- 37 - Bill Newton vs. Georgetown, Jan. 6, 1972
- 37 - Al Sanders vs. Ole Miss, Jan. 30, 1971
- 37 - Pete Maravich vs. Georgia, Feb. 18, 1970
- 36 - Ronnie Henderson vs. Oklahoma State, Dec. 20, 1994
- 36 - Ronnie Henderson vs. Kentucky, Feb. 15, 1994
- 36 - Shaquille O'Neal vs. Indiana, March 21, 1992
- 36 - Shaquille O'Neal vs. Alabama, Feb. 17, 1991
- 36 - Glenn Hansen vs. Florida, Feb. 8, 1975
- 35 - Maurice Carter vs. Arkansas, Jan. 2, 1999
- 35 - Duane Spencer vs. Alabama, Feb. 15, 1997
- 35 - Chris Jackson vs. UNLV, Jan. 28, 1990
- 35 - Glenn Hansen vs. Auburn, Jan. 25, 1975
- 35 - Glenn Hansen vs. Vanderbilt, Feb. 11, 1974
- 35 - Bill Newton vs. Loyola, Jan. 8, 1972
- 35 - Pete Maravich vs. Ole Miss, Feb. 28, 1970
- 35 - Pete Maravich vs. Vanderbilt, Feb. 17, 1969
- 34 - Ronnie Henderson vs. Maryland-Baltimore County, Dec. 30, 1994
- 34 - Roman Rubchenko vs. Georgia State, Dec. 28, 1994
- 34 - Ronnie Henderson vs. Troy State, Dec. 6, 1994
- 34 - Roman Rubchenko vs. George Mason, Dec. 3, 1994
- 34 - Shaquille O'Neal vs. Georgia, Jan. 7, 1991
- 34 - Shaquille O'Neal vs. Vanderbilt, Jan. 2, 1991
- 34 - Chris Jackson vs. Loyola Marymount, Feb. 3, 1990
- 34 - Chris Jackson vs. Kentucky, Feb. 15, 1989
- 34 - Chris Jackson vs. Vanderbilt, Jan. 18, 1989

34 - Ricky Blanton vs. Chaminade, Dec. 29, 1988  
 34 - DeWayne Scales vs. Montana State, Dec. 18, 1987  
 34 - Kenny Higgs vs. Mississippi State, Jan. 2, 1978  
 34 - Pete Maravich vs. Yale, Dec. 30, 1969  
 34 - Pete Maravich vs. Mississippi State, Feb. 19, 1968  
 33 - Stromile Swift vs. Wyoming, Nov. 27, 1999  
 33 - Roger Washington vs. Louisville, Dec. 7, 1996  
 33 - Ronnie Henderson vs. Georgia, Feb. 18, 1995  
 33 - Clarence Ceasar vs. Arkansas, March 2, 1994  
 33 - Shaquille O'Neal vs. Tennessee, Feb. 23, 1991  
 33 - Shaquille O'Neal vs. Kentucky, Feb. 5, 1991  
 33 - Chris Jackson vs. Tennessee, Jan. 8, 1990  
 33 - Chris Jackson vs. UTEP March 17, 1989  
 33 - Chris Jackson vs. Auburn, Jan. 7, 1989  
 33 - Jose Vargas vs. Florida, Dec. 16, 1986  
 33 - Howard Carter vs. Auburn, Jan. 21, 1981  
 33 - DeWayne Scales vs. Boston, Dec. 28, 1979  
 33 - Kenny Higgs vs. Tennessee, Jan. 26, 1976  
 33 - Glenn Hansen vs. Tennessee, Jan. 27, 1975  
 33 - Pete Maravich vs. Mississippi State, Feb. 3, 1969  
 33 - Pete Maravich vs. Clemson, Jan. 24, 1968  
 32 - Darrel Mitchell vs. Ohio State, Jan. 15, 2005  
 32 - Ronnie Henderson vs. Auburn, Feb. 25, 1995  
 32 - Shaquille O'Neal vs. Ole Miss, Jan. 19, 1991  
 32 - Chris Jackson vs. Kansas, Nov. 17, 1989  
 32 - DeWayne Scales vs. Ole Miss, Feb. 21, 1980  
 32 - Durand Macklin vs. Delaware, Dec. 29, 1979  
 32 - Kenny Higgs vs. Kentucky, Feb. 2, 1976  
 32 - Kenny Higgs vs. Tulane, Dec. 3, 1975  
 32 - Glenn Hansen vs. Auburn, Feb. 24, 1975  
 32 - Eddie Palubinskas vs. Florida, Feb. 9, 1974  
 32 - Eddie Palubinskas vs. Memphis State, Dec. 5, 1972  
 32 - Pete Maravich vs. Florida, Jan. 6, 1968  
 31 - Duane Spencer vs. North Carolina A&T, Nov. 30, 1996  
 31 - Ronnie Henderson vs. Ole Miss, Feb. 3, 1996  
 31 - Ronnie Henderson vs. Nicholls State, Jan. 23, 1996  
 31 - Ronnie Henderson vs. Alabama, Jan. 6, 1996  
 31 - Shaquille O'Neal vs. Mississippi State, March 7, 1992  
 31 - Shaquille O'Neal vs. Florida, Jan. 26, 1991  
 31 - Mike Hansen vs. Tennessee, Jan. 22, 1991  
 31 - Chris Jackson vs. Georgia, Feb. 25, 1990  
 31 - Maurice Williamson vs. Vanderbilt, Feb. 18, 1990  
 31 - Ricky Blanton vs. Auburn, Jan. 7, 1989  
 31 - Ricky Blanton vs. Southern, Dec. 5, 1987  
 31 - Anthony Wilson vs. Georgia, March 7, 1987  
 31 - Don Redden vs. Hawaii Pacific, Dec. 1, 1985  
 31 - Don Redden vs. Mississippi State, Feb. 20, 1984  
 31 - Durand Macklin vs. Lamar, March 14, 1981  
 31 - Durand Macklin vs. Alcorn State, March 8, 1980  
 31 - DeWayne Scales vs. Georgia, Feb. 9, 1980  
 31 - Kenny Higgs vs. Auburn, Feb. 20, 1978  
 31 - Glenn Hansen vs. Tennessee, March 1, 1975  
 31 - Bill Newton vs. Kentucky, Feb. 26, 1972  
 31 - Pete Maravich vs. Ole Miss, Feb. 1, 1969  
 30 - Brandon Bass vs. Louisiana-Lafayette, Nov. 21, 2004  
 30 -- Jaime Lloreda vs. McNeese State, Nov. 24, 2003  
 30 - Ronald Dupree at Arkansas, Feb. 16, 2002  
 30 - Collis Temple III at Tennessee, March 3, 2001  
 30 - Jabari Smith vs. Alabama, Feb. 10, 1999  
 30 - Ronnie Henderson vs. Georgia, Feb. 7, 1996  
 30 - Ronnie Henderson vs. Auburn, Jan. 21, 1996  
 30 - Ronnie Henderson vs. Ole Miss, Feb. 15, 1995

30 - Jamie Brandon vs. Auburn, Jan. 8, 1994  
 30 - Maurice Williamson vs. BYU, March 19, 1992  
 30 - Shaquille O'Neal vs. Auburn, Feb. 22, 1992  
 30 - Shaquille O'Neal vs. Tennessee, Jan. 29, 1992  
 30 - Chris Jackson vs. Alabama, Jan. 21, 1989  
 30 - Chris Jackson vs. Maryland, Jan. 2, 1989  
 30 - Chris Jackson vs. Morehead State, Dec. 28, 1988  
 30 - Ricky Blanton vs. Vanderbilt, March 11, 1988  
 30 - Jose Vargas vs. Oklahoma, Jan. 11, 1988  
 30 - Ricky Blanton vs. Northern Iowa, Dec. 28, 1987  
 30 - Jose Vargas vs. Southwest Texas, Dec. 22, 1987  
 30 - Durand Macklin vs. Vanderbilt, Jan. 30, 1980  
 30 - Durand Macklin vs. Vanderbilt, Jan. 2, 1980  
 30 - Al Green vs. Tulane, Dec. 9, 1978  
 30 - Durand Macklin vs. Georgia, Feb. 4, 1978  
 30 - Durand Macklin vs. Vanderbilt, Jan. 16, 1978  
 30 - Kenny Higgs vs. Auburn, Feb. 26, 1977  
 30 - Kenny Higgs vs. California, Nov. 29, 1975  
 30 - Glenn Hansen vs. Kentucky, Jan. 5, 1974  
 30 - Eddie Palubinskas vs. Nevada-Reno, Dec. 3, 1973  
 30 - Al Sanders vs. Ole Miss, March 4, 1972  
 30 - Bill Newton vs. Vanderbilt, Feb. 13, 1971  
 30 - Al Sanders vs. Florida, Feb. 10, 1971  
 30 - Bill Newton vs. Utah State, Dec. 27, 1970  
 30 - Pete Maravich vs. Tennessee, Feb. 23, 1970  
 30 - Pete Maravich vs. Alabama, Dec. 30, 1967  
 30 - Danny Hester vs. Georgetown March 15, 1970



**Darrel Mitchell**

Scored 32 points in the double-overtime victory over Ohio State on Jan. 15, 2005

INTRO
THIS IS LSU
TIGERS
COACHES
REVIEW
PREVIEW
<b>RECORDS</b>
HISTORY
LSU
MEDIA

**INTRO**

**THIS IS LSU**

**TIGERS**

**COACHES**

**REVIEW**

**PREVIEW**

**RECORDS**

**HISTORY**

**LSU**

**MEDIA**

### NCAA CAREER SCORING LEADERS (AVERAGE)

PLAYER, TEAM	YEARS	G	FG	FT	PTS.	AVG.
Pete Maravich, LSU	1968-70	83	1387	893	3667	44.2
Austin Carr, Notre Dame	1969-71	74	1017	526	2560	34.6
Oscar Robinson, Cincinnati	1958-60	88	1052	869	2973	33.8
Calvin Murphy, Niagara	1968-70	77	947	654	2548	33.1
Dwight Lamar, SW La.	1971-73	57	768	326	1862	32.7

### NCAA CAREER POINTS LEADERS

PLAYER, TEAM	FINAL YEAR	G	PTS.
Pete Maravich, LSU	1970	83	3667
Freeman Williams, Portland State	1978	106	3249
Lionel Simmons, LaSalle	1990	131	3217
Alphonso Ford, Miss. Valley	1993	109	3165
Harry Kelly, Texas Southern	1983	110	3066

### NCAA MOST POINTS IN A SEASON

PLAYER, TEAM	YEAR	G	FG	FT	PTS.
Pete Maravich, LSU	1970	31	522	337	1381
Elvin Hayes, Houston	1968	33	519	176	1214
Frank Selvy, Furman	1954	29	427	355	1209
Pete Maravich, LSU	1969	26	433	282	1148
Pete Maravich, LSU	1968	26	432	274	1138

### NCAA SEASON SCORING HIGHS (AVERAGE)

PLAYER, TEAM	YEAR	G	FG	FT	PTS.	AVG.
Pete Maravich, LSU	1970	31	522	337	1381	44.5
Pete Maravich, LSU	1969	26	433	282	1148	44.2
Pete Maravich, LSU	1968	26	432	274	1138	43.8
Frank Selvy, Furman	1954	29	427	355	1209	41.7

### NCAA SEASON SCORING HIGHS BY CLASS (AVERAGE)

CLASS	PLAYER, TEAM	YEAR	G	FG	FT	PTS.	AVG.
Senior	Pete Maravich, LSU	1970	31	522	337	1381	44.5
Junior	Pete Maravich, LSU	1969	26	433	282	1148	44.2
Soph.	Pete Maravich, LSU	1968	26	432	274	1138	43.8
Fresh.	Chris Jackson, LSU	1989	32	359	163	965	30.2

### SEC SCORING

YEAR	NAME	GMS.	PTS.	AVG.
1933	Sparky Wade	20	193	9.7
1934	Sparky Wade	17	211	12.4
1936	Arnold Bryan	15	209	13.9
1937	Arnold Bryan	20	287	14.4
1939	Charles Bozeman	15	178	11.9
1952	Bob Pettit	24	612	25.5
1953	Bob Pettit	23	573	24.9
1954	Bob Pettit	25	785	31.4
1968	Pete Maravich	26	1138	43.8
1969	Pete Maravich	26	1148	44.2
1970	Pete Maravich	32	1381	44.5
1989	Chris Jackson	32	965	30.2
1990	Chris Jackson	32	889	27.8
1991	Shaquille O'Neal	28	774	27.6
1995	Ronnie Henderson	27	630	23.3
1996	Ronnie Henderson	23	502	21.8
2001	Ronald Dupree	29	503	17.3

### SEC REBOUNDING

YEAR	NAME	GMS.	REB.	AVG.
1970	Al Sanders	32	474	14.8
1971	Al Sanders	24	369	14.7
1986	John Williams	37	313	8.5
1990	Shaquille O'Neal	32	385	12.0
1991	Shaquille O'Neal	28	411	14.7
1992	Shaquille O'Neal	30	421	14.0
1993	Geert Hammink	32	325	10.2
2004	Jaime Lloreda	22	256	11.6

### SEC FIELD GOAL PERCENTAGE

YEAR	NAME	GMS.	FGM	FGA	PCT.
1968	Ralph Jukkola	26	125	196	63.7
1969	Dave Ramsden	26	112	166	67.5
1971	Al Sanders	25	209	355	58.8
1972	Al Sanders	26	171	287	59.6
1991	Shaquille O'Neal	28	312	497	62.8
1992	Shaquille O'Neal	30	294	478	61.5
2000	Stromile Swift	34	208	342	60.8
2005	Brandon Bass	30	181	319	56.7

### SEC THREE-POINT FIELD GOALS PER GAME

YEAR	NAME	GMS.	MADE	AVG.
1987	Anthony Wilson	38	95	2.5

### SEC FREE THROW PERCENTAGE

YEAR	NAME	GMS.	FTM	FTA	PCT.
1966	Kenny Drost	26	75	82	90.2
1973	Ed Palubinskis	24	137	153	89.5
1986	Derrick Taylor	38	81	92	88.0
1989	Chris Jackson	32	163	200	81.5
1990	Chris Jackson	32	191	210	91.0

### SEC ASSISTS

YEAR	NAME	GMS.	NO.	AVG.
1970	Pete Maravich	31	192	6.3
1977	Kenny Higgs	27	239	8.9
1991	T. J. Pugh	30	196	6.5

### SEC BLOCKS

YEAR	NAME	GMS.	NO.	AVG.
1990	Shaquille O'Neal	32	115	3.6
1991	Shaquille O'Neal	28	140	5.0
1992	Shaquille O'Neal	30	157	5.2

### SEC STEALS

YEAR	NAME	GMS.	NO.	AVG.
1984	Jerry Reynolds	29	81	2.8
1986	Derrick Taylor	38	84	2.2
1987	Darryl Joe	39	93	2.4
1991	Shawn Griggs	29	81	2.8
1994	Clarence Ceasar	27	80	3.0
1995	Clarence Ceasar	22	66	3.0

INTRO
THIS IS LSU
TIGERS
COACHES
REVIEW
PREVIEW
<b>RECORDS</b>
HISTORY
LSU
MEDIA

## Team Single Game

### MOST POINTS SCORED

99 - vs. Tennessee, 3-13-92, Birmingham, Ala.  
 95 - vs. Florida, 2-28-80, Birmingham, Ala.  
 89 - vs. Auburn, 3-11-05, Atlanta, Ga.  
 89 - vs. Georgia, 3-7-87, Atlanta, Ga.  
 89 - vs. Ole Miss, 3-12-93, Lexington, Ky.

### MOST POINTS ALLOWED

97 - by Florida, 3-4-99, Atlanta, Ga.  
 95 - by Tennessee, 3-10-89, Knoxville, Tenn.  
 92 - by Auburn, 3-8-91, Nashville, Tenn.

### FEWEST POINTS SCORED

51 - vs. Mississippi State, 3-9-02, Atlanta, Ga.  
 52 - vs. Ole Miss, 3-4-82, Lexington, Ky.  
 54 - vs. Georgia, 3-6-97, Memphis, Tenn.

### FEWEST POINTS ALLOWED

54 - by Mississippi State, 3-5-87, Atlanta, Ga.  
 56 - by Arkansas, 3-13-03, New Orleans, La.  
 57 - by Mississippi State, 3-9-02, Atlanta, Ga.

### FIELD GOAL ATTEMPTS

80 - vs. Georgia, 3-10-94, Memphis, Tenn.  
 80 - vs. Tennessee, 3-10-89, Knoxville, Tenn.  
 79 - vs. Kentucky, 3-2-79, Birmingham, Ala.

### FIELD GOALS MADE

39 - vs. Florida, 2-28-80, Birmingham, Ala.  
 33 - three occasions.

### FIELD GOAL PERCENTAGE

.609 - vs. Florida, 2-28-80, Birmingham, Ala.  
 .596 - vs. Ole Miss, 3-12-93, Lexington, Ky.  
 .556 - vs. Florida, 3-5-81, Birmingham, Ala.

### FREE THROW ATTEMPTS

42 - vs. Georgia, 3-7-87, Atlanta, Ga.  
 42 - vs. Tennessee, 3-13-92, Birmingham, Ala.  
 39 - vs. Florida, 3-5-81, Birmingham, Ala.

### FREE THROWS MADE

31 - vs. Tennessee, 3-13-92, Birmingham, Ala.  
 29 - vs. Georgia, 3-7-87, Atlanta, Ga.  
 28 - vs. Vanderbilt, 3-11-88, Baton Rouge, La.

### FREE THROW PERCENTAGE

1.000 - vs. Tenn., 3-11-83, Birmingham, Ala.  
 1.000 - vs. Kentucky, 3-7-86, Lexington, Ky.  
 .903 - vs. Vanderbilt, 3-11-88, Baton Rouge, La.

### THREE-POINT FIELD GOAL ATTEMPTS

30 - vs. Vanderbilt, 3-10-00, Atlanta, Ga.  
 29 - vs. Georgia, 3-10-94, Memphis, Tenn.  
 26 - vs. South Carolina, 3-7-96, New Orleans, La.

### THREE-POINT FIELD GOALS MADE

10 - vs. Vanderbilt, 3-10-00, Atlanta, Ga.  
 10 - vs. Arkansas, 3-13-03, New Orleans, La.  
 9 - vs. Kentucky, 3-14-93, Lexington, Ky.

### THREE-POINT FIELD GOAL PERCENTAGE

.800 - (4-5) vs. Mississippi State, 3-5-87, Atlanta, Ga.  
 .600 - (6-10) vs. Georgia, 3-7-87, Atlanta, Ga.  
 .583 - (7-12) vs. Georgia, 3-8-02, Atlanta, Ga.

### REBOUNDS

47 - vs. Tennessee, 3-13-92, Birmingham, Ala.  
 46 - vs. Florida, 3-6-86, Lexington, Ky.  
 45 - three occasions

### ASSISTS

22 - vs. Ole Miss, 3-12-93, Lexington, Ky.  
 21 - vs. Kentucky, 3-1-80, Birmingham, Ala.  
 17 - two occasions

### PERSONAL FOULS

31 - vs. Georgia, 3-10-94, Memphis, Tenn.  
 29 - vs. Kentucky, 3-2-79, Birmingham, Ala.  
 29 - vs. Florida, 3-4-99, Atlanta, Ga.

### VICTORY MARGINS

31 - vs. Auburn, 3-11-05, Atlanta, Ga.  
 29 - vs. Arkansas, 3-13-03, New Orleans, La.  
 19 - vs. Ole Miss, 3-12-93, Lexington, Ky.  
 14 - vs. Mississippi State, 3-5-87, Atlanta, Ga.

### DEFEAT MARGINS

24 - vs. Vanderbilt, 3-9-95, Atlanta, Ga.  
 22 - vs. Florida, 3-4-99, Atlanta, Ga.  
 21 - vs. Georgia, 3-6-97, Memphis, Tenn.  
 21 -- vs. South Carolina, 3-12-04, Atlanta, Ga.

## Individual Single Game

### MOST POINTS

37 - Chris Jackson, vs. Tennessee, 3-10-89, Knoxville, Tenn.  
 31 - Anthony Wilson, vs. Georgia, 3-7-87, Atlanta, Ga.  
 30 - Ricky Blanton, vs. Vanderbilt, 3-11-88, Baton Rouge, La.

### FIELD GOAL ATTEMPTS

36 - Chris Jackson, vs. Tennessee, 3-10-89, Knoxville, Tenn.  
 21 - John Williams, vs. Kentucky, 3-7-86, Lexington, Ky.  
 20 - three occasions

### FIELD GOALS MADE

15 - Chris Jackson, vs. Tennessee, 3-10-89, Knoxville, Tenn.  
 13 - DeWayne Scales, vs. Kentucky, 3-1-80, Birmingham, Ala.  
 12 - John Williams, vs. Kentucky, 3-7-86, Lexington, Ky.

### FIELD GOAL PERCENTAGE (MIN 6 ATTEMPTS)

.875 - (7-8) Collis Temple, vs. Vanderbilt, 3-10-00, Atlanta, Ga.  
 .857 - (6-7) Brad Bridgewater, vs. Georgia, 3-8-02, Atlanta, Ga.  
 .833 - (5-6) Shawn Griggs, vs. Auburn, 3-8-91, Nashville, Tenn.  
 .833 - (5-6) Greg Cook, vs. Florida, 3-5-81, Birmingham, Ala.

### FREE THROWS ATTEMPTED

15 - Nikita Wilson, vs. Georgia, 3-7-87, Atlanta, Ga.  
 12 - Antonio Hudson, vs. Georgia, 3-8-02, Atlanta, Ga.  
 12 - Leonard Mitchell, vs. Florida, 3-5-81, Birmingham, Ala.

### FREE THROWS MADE

14 - Nikita Wilson, vs. Georgia, 3-7-87, Atlanta, Ga.  
 11 - Antonio Hudson, vs. Georgia, 3-8-02, Atlanta, Ga.  
 10 - Ricky Blanton, vs. Vanderbilt, 3-11-88, Baton Rouge, La.

### FREE THROW PERCENTAGE (MIN. 8 ATTEMPTS)

1.000 - (10-10) Ricky Blanton, vs. Vanderbilt, 3-11-88, Baton Rouge, La.  
 .933 - (14-15) Nikita Wilson, vs. Georgia, 3-7-87, Atlanta, Ga.  
 .900 - (9-10) Duane Spencer, vs. South Carolina, 3-7-96, New Orleans, La.

### THREE-POINT FIELD GOAL ATTEMPTS

12 - Chris Jackson, vs. Tennessee, 3-10-89, Knoxville, Tenn.  
 10 - Darryl Joe, vs. Kentucky, 3-12-88, Baton Rouge, La.  
 10 - Maurice Carter, vs. South Carolina, 3-7-96, New Orleans, La.

### THREE-POINT FIELD GOALS MADE

6 - Collis Temple, vs. Vanderbilt, 3-10-00, Atlanta, Ga.  
 5 - Antonio Hudson, vs. Auburn, 3-11-05, Atlanta, Ga.  
 5 - Antonio Hudson, vs. South Carolina, 3-12-04, Atlanta, Ga.  
 5 - Anthony Wilson, vs. Georgia, 3-7-87, Atlanta, Ga.

### THREE-POINT FIELD GOAL PERCENTAGE

.857 - (6-7) Collis Temple, vs. Vanderbilt, 3-10-00, Atlanta, Ga.  
 .833 - (5-6) Anthony Wilson, vs. Georgia, 3-7-87, Atlanta, Ga.  
 .800 - (4-5) Justin Anderson, vs. Kentucky, 3-14-92, Birmingham, Ala.

### REBOUNDS

20 - John Williams, vs. Florida, 3-6-86, Lexington, Ky.  
 16 - Geert Hammink, vs. Kentucky, 3-14-93, Lexington, Ky.  
 16 - Shaquille O'Neal, vs. Tennessee, 3-13-92, Birmingham, Ala.

### ASSISTS

10 - Greg Cook, vs. Kentucky, 3-1-80, Birmingham, Ala.  
 9 - Bernard Woodside, vs. Kentucky, 3-12-88, Baton Rouge, La.  
 7 - three occasions

### BLOCKS

7 - Shaquille O'Neal, vs. Auburn, 3-9-90, Orlando, Fla.  
 4 - Vernel Singleton, vs. Auburn, 3-9-90, Orlando, Fla.  
 4 - Jaime Lloreda, vs. Florida, 3-14-03, New Orleans, La.  
 4 - Jaime Lloreda, vs. Mississippi State, 3-15-03, New Orleans, La.

### STEALS

6 - Vernel Singleton, vs. Tennessee, 3-10-89, Knoxville, Tenn.  
 5 - Jermaine Williams, vs. Vanderbilt, 3-7-02, Atlanta, Ga.  
 5 - Jamie Brandon, vs. Kentucky, 3-14-92, Birmingham, Ala.  
 5 - Darryl Joe, vs. Florida, 3-6-87, Atlanta, Ga.

## Team Single Game

### MOST POINTS

100 - vs. Lamar, 3-14-81, Austin, Texas  
 98 - vs. Alcorn, 3-9-80, Denton, Texas  
 96 - vs. Wichita State, 3-22-81, New Orleans, La.

### MOST POINTS ALLOWED

94 - by Georgia Tech, 3-17-90, Knoxville, Tenn.  
 88 - three occasions

### FIELD GOAL ATTEMPTS

78 - vs. Purdue, 3-13-86, Baton Rouge, La.  
 77 - vs. Georgia Tech, 3-17-90, Knoxville, Tenn.  
 75 - three occasions

### FIELD GOALS MADE

45 - vs. Lamar, 3-14-81, Austin, Texas  
 41 - vs. Alcorn, 3-9-80, Denton, Texas  
 39 - vs. Wichita State, 3-22-81, New Orleans, La.

### FIELD GOAL PERCENTAGE

.639 (39-61) vs. Wichita State, 3-22-81, New Orleans  
 .608 (45-74) vs. Lamar, 3-14-81, Austin, Texas  
 .555 (24-44) vs. Temple, 3-15-87, Rosemont, Ill.

### FREE THROW ATTEMPTS

42 - vs. Indiana, 3-17-53, Kansas City  
 34 - vs. Holy Cross, 3-14-53, Raleigh, N. C.  
 28 - vs. Memphis State, 3-15-86, Baton Rouge, La.

### FREE THROW MADE

23 - vs. Indiana, 3-17-53, Kansas City  
 21 - two occasions

### FREE THROW PCT.

.923 (12-13) - vs. Indiana, 3-21-92, Boise, Id.  
 .875 (7-8) - vs. UTEP, 3-17-89, Tucson, Ariz.  
 .833 (15-18) - vs. Washington, 3-18-53, Kansas City

### THREE-POINT FIELD GOAL ATTEMPTS

31 - vs. UAB, 3-17-05, Boise, Idaho  
 26 - vs. Purdue, 3-21-03, Birmingham, Ala.  
 23 - vs. Indiana, 3-21-92, Boise, Idaho

### THREE-POINT FIELD GOALS MADE

9 - vs. Georgia Tech, 3-13-87, Rosemont, Ill.  
 7 - two occasions

### THREE-POINT FIELD GOAL PERCENTAGE

.588 (9-17) - vs. Georgia Tech, 3-13-87, Rosemont, Ill.  
 .500 (5-10) - vs. Temple, 3-15-87, Rosemont, Ill.  
 .500 (4-8) - vs. Villanova, 3-15-90, Knoxville, Tenn.

### REBOUNDS

51 - vs. Georgia Tech, 3-17-90, Knoxville, Tenn.  
 47 - vs. Villanova, 3-15-90, Knoxville, Tenn.  
 45 - three occasions

### ASSISTS

29 - vs. Lamar, 3-14-81, Austin, Texas  
 23 - vs. Georgia Tech, 3-13-87, Rosemont, Ill.  
 23 - vs. BYU, 3-19-92, Boise, Idaho

### PERSONAL FOULS

32 - vs. Louisville, 3-16-80, Houston, Texas  
 32 - vs. Navy, 3-15-85, Dayton, Ohio  
 30 - vs. Virginia, 3-30-81, Philadelphia, Pa.

### VICTORY MARGIN

22 - vs. Lamar, 3-14-81, Austin, Texas  
 16 - vs. Arkansas, 3-20-81, New Orleans, La.  
 13 - vs. Lebanon Valley, 3-13-53, Raleigh, N.C.

### DEFEAT MARGIN

24 - vs. Purdue, 3-21-03, Birmingham, Ala.  
 23 - vs. Navy, 3-15-85, Dayton, Ohio  
 20 - vs. Louisville, 3-16-80, Houston, Texas  
 19 - vs. Washington, 3-18-53, Kansas City

## Individual Single Game

### MOST POINTS

36 - Bob Pettit, vs. Washington, 3-18-53, Kansas City  
 36 - Shaquille O'Neal, vs. Indiana, 3-21-92, Boise, Idaho  
 31 - Durand Macklin, two occasions

### FIELD GOAL ATTEMPTS

22 - three occasions

### FIELD GOALS MADE

14 - Bob Pettit, vs. Washington, 3-18-53, Kansas City  
 13 - three occasions

### FIELD GOAL PCT. (Min. 10 attempts)

.800 (8-10) - Brandon Bass, vs. UAB, 3-17-05, Boise, Idaho  
 .800 (8-10) - Jordy Hultberg, vs. Louisville, 3-16-80, Houston, Texas  
 .800 (8-10) - Nikita Wilson, vs. Temple, 3-5-87, Rosemont, Ill.

### FREE THROW ATTEMPTS

12 - Brandon Bass, vs. UAB, 3-17-05, Boise, Idaho  
 12 - Shaquille O'Neal vs. Indiana, 3-21-92, Boise, Idaho  
 11 - Don Redden vs. Memphis State, 3-15-86, Baton Rouge, La.  
 10 - Don Redden vs. Georgia Tech, 3-20-86, Atlanta, Ga.

### FREE THROWS MADE

12 - Shaquille O'Neal, vs. Indiana, 3-21-92, Boise, Idaho  
 9 - Brandon Bass, vs. UAB, 3-17-05, Boise, Idaho  
 9 - Bob Pettit, vs. Indiana, 3-17-53, Kansas City  
 8 - Bob Pettit, vs. Washington, 3-18-53, Kansas City

### FREE THROW PERCENTAGE (Min. 8 attempts)

1.000 (12-12) - Shaquille O'Neal, vs. Indiana, 3-21-92, Boise, Idaho  
 .875 (7-8) - Anthony Wilson, vs. Purdue, 3-13-86, Baton Rouge, La.  
 .875 (7-8) - John Williams, vs. Memphis State, 3-15-86, Baton Rouge, La.

### THREE POINT FIELD GOAL ATTEMPTS

10 - Antonio Hudson, vs. UAB, 3-17-05, Boise, Idaho  
 9 - Anthony Wilson, vs. DePaul, 3-20-87; vs. Indiana, 3-22-87, Cincinnati, Ohio  
 9 - Darryl Joe, vs. Georgia Tech, 3-13-87, Rosemont, Ill.

### THREE-POINT FIELD GOALS MADE

7 - Darryl Joe, vs. Georgia Tech, 3-13-87, Rosemont, Ill.  
 3 - Maurice Williamson twice, Anthony Wilson, Jamie Brandon, Torris Bright, Tack Minor once

### THREE-POINT FIELD GOAL PERCENTAGE (Min. 5 attempts)

.778 (7-9) - Darryl Joe, vs. Georgia Tech, 3-13-87, Rosemont, Ill.  
 .600 (3-5) - Anthony Wilson, vs. Temple, 3-15-87, Rosemont, Ill.

### REBOUNDS

19 - Durand Macklin, vs. Alcorn, 3-9-80, Denton, Texas  
 16 - Durand Macklin, vs. Lamar, 3-14-81, Austin, Texas  
 16 - Lionel Green, vs. Appalachian State, 3-10-79, Bloomington, Ind.

### ASSISTS

12 - Ethan Martin, vs. Lamar, 3-14-81, Austin, Texas  
 10 - Ethan Martin, vs. Wichita State, 3-22-81, New Orleans, La.  
 9 - Darryl Joe, vs. Georgia Tech, 3-13-87, Rosemont, Ill.

### BLOCKS

11 - Shaquille O'Neal, vs. BYU, 3-19-92, Boise, Idaho  
 6 - Stromile Swift, vs. Southeast Missouri State, 3-16-00, Salt Lake City, Utah  
 5 - Shaquille O'Neal, vs. Indiana, 3-21-92, Boise, Idaho

### STEALS

6 - Clarence Ceasar, vs. BYU, 3-19-92, Boise, Idaho  
 5 - Derrick Taylor twice, Darryl Joe once

## Team Single Game

### MOST POINTS

97 - vs. Oklahoma, 3-17-70, New York City  
 94 - vs. UNO, 3-16-83, Baton Rouge  
 79 - vs. Marquette, 3-19-70, New York City

### MOST POINTS ALLOWED

101 - by Marquette, 3-19-70, New York City  
 99 - by UNO, 3-16-83, Baton Rouge  
 94 - by Oklahoma, 3-17-70, New York City

### FIELD GOAL ATTEMPTS

80 - vs. Tulane, 3-12-82, Baton Rouge  
 74 - vs. UNO, 3-16-83, Baton Rouge  
 66 - vs. Oklahoma, 3-17-70, New York City

### FIELD GOALS MADE

38 - vs. UNO, 3-16-83, Baton Rouge  
 34 - vs. Oklahoma, 3-17-70, New York City  
 31 - vs. Tulane, 3-12-82, Baton Rouge

### FIELD GOAL PERCENTAGE

.515 (34-66) - vs. Oklahoma, 3-17-70, New York City  
 .514 (38-74) - vs. UNO, 3-16-83, Baton Rouge  
 48.4 (30-62) - vs. Georgetown, 3-15-70, New York City

### FREE THROW ATTEMPTS

37 - vs. Georgetown, 3-15-70, New York City  
 37 - vs. Oklahoma, 3-17-70, New York City  
 36 - vs. Marquette, 3-19-70, New York City

### FREE THROWS MADE

29 - vs. Oklahoma, 3-17-70, New York City  
 27 - vs. Marquette, 3-19-70, New York City  
 23 - vs. Georgetown, 3-15-70, New York City

### FREE THROW PERCENTAGE

.846 (22-26) vs. Army, 3-20-70, New York City  
 .833 (10-12) vs. Tulane, 3-12-82, Baton Rouge  
 .783 (29-37) vs. Oklahoma, 3-17-70, New York City

### THREE-POINT FIELD GOAL ATTEMPTS

21 - vs. Oklahoma, 3-17-04, Norman  
 17 - vs. Ball State, 3-19-02, Baton Rouge  
 14 - vs. Iowa, 3-13-02, Iowa City

### THREE-POINT FIELD GOALS MADE

7 - vs. Oklahoma, 3-17-04, Norman  
 4 - vs. Iowa, 3-13-02, Iowa City  
 4 - vs. Ball State, 3-19-02, Baton Rouge

### 3-POINT FIELD GOAL PERCENTAGE

.333 (7-21) -- vs. Oklahoma, 3-17-04, Norman  
 .286 (4-14) - vs. Iowa, 3-13-02, Iowa City  
 .235 (4-17) - vs. Ball State, 3-19-02, Baton Rouge

### REBOUNDS

60 - vs. Oklahoma, 3-17-70, New York City  
 56 - vs. Georgetown, 3-15-70, New York City  
 51 - vs. Army, 3-20-70, New York City

### ASSISTS

19 - vs. UNO, 3-16-83, Baton Rouge  
 15 - vs. Ball State, 3-19-02, Baton Rouge  
 11 - vs. Iowa, 3-13-02, Baton Rouge

### PERSONAL FOULS

31 - vs. Tulane, 3-12-82, Baton Rouge  
 30 - vs. Marquette, 3-19-70, New York City  
 28 - vs. UNO, 3-16-83, Baton Rouge

### VICTORY MARGIN

3 - vs. Oklahoma, 3-17-70, New York City  
 2 - vs. Iowa, 3-13-02, Iowa City  
 1 - vs. Georgetown, 3-15-70, New York City

### DEFEAT MARGIN

22 - vs. Marquette, 3-19-70, New York City  
 11 - vs. Tulane, 3-12-82, Baton Rouge  
 10 - vs. Ball State, 3-19-02, Baton Rouge

## Individual Single Game

### MOST POINTS

37 - Pete Maravich, vs. Oklahoma, 3-17-70, New York City  
 30 - Danny Hester, vs. Georgetown, 3-15-70, New York City  
 25 - Torris Bright, vs. Ball State, 3-19-02, Baton Rouge

### FIELD GOAL ATTEMPTS

33 - Pete Maravich vs. Oklahoma, 3-17-70, New York City  
 20 - Howard Carter vs. UNO, 3-16-83, Baton Rouge  
 18 - three times

### FIELD GOALS MADE

14 - Pete Maravich vs. Oklahoma, 3-17-70, New York City  
 12 - Danny Hester, vs. Georgetown, 3-15-70, New York City  
 10 - Johnny Jones vs. Tulane, 3-12-82, Baton Rouge

### FREE THROW ATTEMPTS

16 - Pete Maravich vs. Marquette, 3-19-70, New York City  
 13 - Pete Maravich vs. Oklahoma, 3-17-70, New York City  
 12 - twice

### FREE THROWS MADE

12 - Pete Maravich vs. Marquette, 3-19-70, New York City  
 9 - Pete Maravich vs. Oklahoma, 3-17-70, New York City  
 8 - three times

### FREE THROW PERCENTAGE (Min. 8 attempts)

100.0 (8-8) -Jermaine Williams, vs. Iowa, 3-13-02, Iowa City  
 100.0 (8-8) - Torris Bright vs. Ball State, 3-19-02, Baton Rouge

### THREE-POINT FIELD GOAL ATTEMPTS

9 - Torris Bright, vs. Ball State, 3-19-02, Baton Rouge  
 7 - Antonio Hudson, vs. Oklahoma, 3-17-04, Norman  
 7 - Torris Bright, vs. Iowa, 3-13-02, Iowa City  
 5 - Antonio Hudson, vs. Ball State, 3-19-02, Baton Rouge

### THREE-POINT FIELD GOALS MADE

3 - Tack Minor, vs. Oklahoma, 3-17-04, Norman  
 3 - Torris Bright, vs. Iowa, 3-13-02, Iowa City  
 3 - Torris Bright, vs. Ball State, 3-19-02, Baton Rouge

### THREE-POINT FIELD GOAL PERCENTAGE (Min. 5 attempts)

.429 (3-7) - Torris Bright, vs. Iowa, 3-13-02, Iowa City  
 .333 (2-6) - Darrel Mitchell, vs. Oklahoma, 3-17-04, Norman  
 .333 (3-9) - Torris Bright, vs. Ball State, 3-19-02, Baton Rouge

### REBOUNDS

19 - Apple Sanders, vs. Oklahoma, 3-17-70, New York City  
 17 - Apple Sanders, vs. Georgetown, 3-15-70, New York City  
 14 - Bill Newton, vs. Oklahoma, 3-17-70, New York City

### ASSISTS

9 - Pete Maravich vs. Oklahoma, 3-17-70, New York City  
 8 - Jermaine Williams vs. Ball State, 3-19-02, Baton Rouge  
 7 - John Tudor vs. UNO, 3-16-83, Baton Rouge

### BLOCKS

2 - Ronald Dupree, vs. Ball State, 3-19-02, Baton Rouge

### STEALS

6 - Jerry Reynolds, vs. UNO, 3-16-83, Baton Rouge  
 6 - Johnny Jones, vs. UNO, 3-16-83, Baton Rouge  
 4 - Jermaine Williams, vs. Ball State, 3-19-02, Baton Rouge

INTRO

THIS IS LSU

TIGERS

COACHES

REVIEW

PREVIEW

RECORDS

HISTORY

LSU

MEDIA

# Yearly Records/Milestones

- INTRO
- THIS IS LSU**
- TIGERS
- COACHES
- REVIEW
- PREVIEW
- RECORDS
- HISTORY**
- LSU
- MEDIA

Season	Overall			Conference			Coach
	W	L	Pct.	W	L	Pct.	
1908-09	5	2	.714	2	0	1.000	E. R. Wingard
1909-10	3	1	.750	2	0	1.000	J. W. Mayhew
1910-11	8	3	.727	0	1	.000	J. W. Mayhew
1911-12	4	6	.400	2	3	.400	F. M. Long
1912-13	2	3	.400	1	3	.250	F. M. Long
1913-14	7	5	.538	0	4	.000	Dr. C. C. Stroud
1914-15	10	1	.909	3	1	.750	Dr. C. C. Stroud
1915-16	14	10	.583	6	7	.462	Dr. C. C. Stroud
1916-17	20	2	.909	11	0	1.000	Dr. C. C. Stroud
1917-18	12	1	.923	3	0	1.000	Dr. C. C. Stroud
1918-19	1	0	1.000	0	0	.000	R. E. Edmonds
1919-20	19	2	.905	8	2	.800	Dr. C. C. Stroud
1920-21	19	4	.826	5	2	.714	Branch Bocock
1921-22	15	1	.938	3	1	.750	Tad Gormley
1922-23	10	10	.500	0	7	.000	Tad Gormley
1923-24	8	12	.400	0	7	.000	"Moon" Ducote
1924-25	10	7	.588	1	5	.167	"Gob" Wilson
1925-26	9	9	.500	4	5	.444	Harry Rabenhorst
1926-27	7	9	.438	3	5	.375	Harry Rabenhorst
1927-28	14	4	.778	8	4	.667	Harry Rabenhorst
1928-29	8	13	.381	5	10	.333	Harry Rabenhorst
1929-30	10	11	.476	6	8	.429	Harry Rabenhorst
1930-31	7	8	.467	4	5	.444	Harry Rabenhorst
1931-32	11	9	.550	9	9	.500	Harry Rabenhorst
1932-33	15	8	.652	13	7	.650	Harry Rabenhorst
1933-34	13	4	.765	13	3	.813	Harry Rabenhorst
1934-35	14	1	.933	12	0	1.000	Harry Rabenhorst
1935-36	10	10	.500	9	6	.600	Harry Rabenhorst
1936-37	13	7	.650	7	6	.539	Harry Rabenhorst
1937-38	10	10	.500	7	6	.539	Harry Rabenhorst
1938-39	13	7	.650	10	5	.667	Harry Rabenhorst
1939-40	10	8	.556	8	4	.667	Harry Rabenhorst
1940-41	9	9	.500	7	5	.583	Harry Rabenhorst
1941-42	8	7	.533	8	3	.727	Harry Rabenhorst
1942-43	18	4	.818	11	2	.846	Dale Morey
1943-44	10	15	.400	0	4	.000	Dale Morey
1944-45	15	9	.625	3	3	.500	Fatherree-Swanson
1945-46	18	3	.857	8	0	1.000	Harry Rabenhorst
1946-47	17	4	.810	9	2	.818	Harry Rabenhorst
1947-48	8	18	.308	4	10	.286	Harry Rabenhorst
1948-49	15	10	.600	7	6	.539	Harry Rabenhorst
1949-50	13	12	.520	5	8	.385	Harry Rabenhorst
1950-51	10	14	.417	6	8	.429	Harry Rabenhorst
1951-52	17	7	.708	9	5	.643	Harry Rabenhorst
1952-53	22	3	.880	13	0	1.000	Harry Rabenhorst
1953-54	20	5	.800	14	0	1.000	Harry Rabenhorst
1954-55	6	18	.250	3	11	.214	Harry Rabenhorst
1955-56	7	17	.292	5	9	.357	Harry Rabenhorst
1956-57	6	19	.240	1	13	.071	Harry Rabenhorst
1957-58	7	18	.280	3	11	.214	Jay McCreary
1958-59	10	15	.400	2	12	.142	Jay McCreary
1959-60	5	18	.217	3	11	.214	Jay McCreary
1960-61	11	14	.440	6	8	.429	Jay McCreary
1961-62	13	11	.451	7	7	.500	Jay McCreary
1962-63	12	12	.500	5	9	.357	Jay McCreary
1963-64	12	13	.480	8	6	.571	Jay McCreary
1964-65	12	14	.462	7	9	.438	Jay McCreary
1965-66	6	20	.231	2	14	.125	Frank Truitt
1966-67	3	23	.115	1	17	.056	Press Maravich
1967-68	14	12	.538	8	10	.444	Press Maravich
1968-69	13	13	.500	7	11	.389	Press Maravich
1969-70	22	10	.688	13	5	.722	Press Maravich

Season	Overall			Conference			Coach
	W	L	Pct.	W	L	Pct.	
1970-71	14	12	.538	10	8	.556	Press Maravich
1971-72	10	16	.385	6	12	.333	Press Maravich
1972-73	14	10	.583	9	9	.500	Dale Brown
1973-74	12	14	.462	6	12	.333	Dale Brown
1974-75	10	16	.385	6	12	.333	Dale Brown
1975-76	12	14	.462	5	13	.278	Dale Brown
1976-77	15	12	.556	8	10	.444	Dale Brown
1977-78	18	9	.667	12	6	.667	Dale Brown
1978-79	23	6	.793	14	4	.778	Dale Brown
1979-80	26	6	.813	14	4	.778	Dale Brown
1980-81	31	5	.861	17	1	.944	Dale Brown
1981-82	14	14	.500	11	7	.611	Dale Brown
1982-83	19	13	.594	10	8	.556	Dale Brown
1983-84	18	11	.621	11	7	.611	Dale Brown
1984-85	19	10	.655	13	5	.722	Dale Brown
1985-86	26	12	.684	9	9	.500	Dale Brown
1986-87	24	15	.615	8	10	.444	Dale Brown
1987-88	16	14	.533	10	8	.555	Dale Brown
1988-89	20	12	.625	11	7	.611	Dale Brown
1989-90	23	9	.719	12	6	.667	Dale Brown
1990-91	20	10	.667	13	5	.722	Dale Brown
1991-92	21	10	.677	12	4	.750	Dale Brown
1992-93	22	11	.667	9	7	.562	Dale Brown
1993-94	11	16	.407	5	11	.312	Dale Brown
1994-95	12	15	.444	6	10	.375	Dale Brown
1995-96	12	17	.414	4	12	.250	Dale Brown
1996-97	10	20	.333	3	13	.187	Dale Brown
1997-98	9	18	.333	2	14	.125	John Brady
1998-99	12	15	.444	4	12	.250	John Brady
1999-00	28	6	.823	12	4	.750	John Brady
2000-01	13	16	.448	2	14	.125	John Brady
2001-02	19	15	.559	6	10	.375	John Brady
2002-03	21	11	.656	8	8	.500	John Brady
2003-04	18	11	.621	8	8	.500	John Brady
2004-05	20	10	.667	12	4	.750	John Brady
<b>Totals</b>	<b>1302-986</b>	<b>.569</b>	<b>658-639</b>	<b>.507</b>			

## MILESTONES

**1st win** Jan. 30, 1909, vs. Dixon Academy (35-20) at Covington, La.

**50th win** 1916 vs. Ole Miss (55-29) at Baton Rouge

**100th win** Feb. 12, 1920, vs. Mercer (33-22) at Macon, Ga.

**200th win** Jan. 14, 1929, vs. Louisiana College (32-31) at Pineville, La.

**300th win** Jan. 8, 1938, vs. Rice (58-38) at Baton Rouge

**400th win** Feb. 1, 1946, vs. Navy (58-47) at Baton Rouge

**500th win** Jan. 19, 1953, vs. Georgia (55-50) at Athens, Ga.

**600th win** Dec. 19, 1962, vs. Arkansas (72-70) at Little Rock, Ark.

**700th win** Feb. 6, 1971, vs. Alabama (107-78) at Baton Rouge

**800th win** Dec. 9, 1978, vs. Tulane (98-88) at New Orleans, La.

**900th win** Jan. 17, 1983, vs. UNC Wilmington (70-55) at Baton Rouge

**1000th win** Jan. 6, 1988, vs. Vanderbilt (51-39) at Nashville, Tenn.

**1100th win** Dec. 16, 1992, vs. Campbell (93-71) at Baton Rouge

**1200th win** Feb. 5, 2000 vs. Alabama (93-60) at Tuscaloosa, Ala.

**1300th win** March 2, 2005 vs. Ole Miss (58-53) at Oxford, Miss.



Season	Home			Away			Neutral		
	Won	Lost	Pct.	Won	Lost	Pct.	Won	Lost	Pct.
1908-09	4	0	1.000	1	2	.333	0	0	.000
1909-10	3	0	1.000	0	1	.000	0	0	.000
1910-11	3	0	1.000	5	3	.625	0	0	.000
1911-12	4	0	1.000	0	6	.000	0	0	.000
1912-13	2	1	.500	0	2	.000	0	0	.000
1913-14	4	2	.667	3	3	.500	0	0	.000
1914-15	8	1	.889	2	0	1.000	0	0	.000
1915-16	11	4	.733	3	6	.333	0	0	.000
1916-17	11	0	1.000	9	2	.818	0	0	.000
1917-18	4	0	1.000	8	1	.889	0	0	.000
1918-19	1	0	1.000	0	0	.000	0	0	.000
1919-20	10	0	1.000	9	2	.818	0	0	.000
1920-21	14	1	.933	5	3	.625	0	0	.000
1921-22	11	1	.917	4	0	1.000	0	0	.000
1922-23	9	6	.600	1	3	.250	0	1	.000
1923-24	4	6	.400	4	6	.400	0	0	.000
1924-25	7	2	.778	3	4	.428	0	1	.000
1925-26	6	4	.600	3	5	.375	0	0	.000
1926-27	6	4	.600	1	5	.167	0	0	.000
1927-28	10	0	1.000	3	3	.500	1	1	.500
1928-29	4	4	.500	4	8	.333	0	1	.000
1929-30	6	2	.750	4	8	.333	0	1	.000
1930-31	4	5	.444	3	2	.600	0	1	.000
1931-32	6	4	.600	5	4	.555	0	1	.000
1932-33	7	1	.875	6	6	.500	2	1	.667
1933-34	10	0	1.000	3	3	.500	0	1	.500
1934-35	11	0	1.000	2	1	.667	1	0	1.000
1935-36	7	3	.700	3	5	.375	0	2	.000
1936-37	9	1	.900	4	5	.444	0	1	.000
1937-38	7	7	.500	3	3	.500	0	0	.000
1938-39	6	2	.750	5	4	.555	2	1	.667
1939-40	4	5	.444	4	2	.667	2	1	.667
1940-41	4	3	.571	5	5	.500	0	1	.000
1941-42	5	4	.556	3	2	.600	0	1	.000
1942-43	5	1	.833	11	3	.785	2	0	1.000
1943-44	5	6	.455	5	9	.357	0	0	.000
1944-45	8	2	.800	6	7	.462	1	0	1.000
1945-46	9	1	.900	6	2	.750	3	0	1.000
1946-47	9	0	1.000	4	3	.571	4	1	.800
1947-48	5	6	.454	2	10	.167	1	2	.333
1948-49	7	2	.778	6	6	.500	2	2	.500
1949-50	9	3	.750	1	9	.100	3	0	1.000
1950-51	5	3	.625	3	9	.333	2	2	.500
1951-52	11	0	1.000	3	7	.300	3	0	1.000
1952-53	10	0	1.000	8	1	.889	4	2	.667
1953-54	13	1	.929	6	0	1.000	1	4	.200
1954-55	5	6	.455	1	12	.077	0	0	.000
1955-56	4	7	.364	2	9	.182	1	1	.500
1956-57	4	8	.333	1	10	.091	1	1	.500
1957-58	4	8	.333	2	8	.200	1	2	.333
1958-59	5	7	.417	2	8	.200	3	0	1.000
1959-60	4	7	.364	1	10	.091	0	1	.000
1960-61	6	3	.667	5	10	.333	0	1	.000
1961-62	8	2	.800	3	6	.333	2	3	.400
1962-63	7	3	.700	4	8	.333	1	1	.500
1963-64	8	2	.800	3	9	.250	1	2	.333
1964-65	7	4	.636	3	8	.273	2	2	.500
1965-66	3	7	.300	3	11	.214	0	2	.000
1966-67	2	10	.167	1	11	.083	0	2	.000
1967-68	9	4	.692	5	7	.416	0	1	.000
1968-69	6	5	.546	5	8	.384	2	0	1.000
1969-70	10	3	.769	9	4	.692	3	3	.500
1970-71	7	4	.636	5	7	.417	2	1	.333
1971-72	8	4	.667	2	11	.154	0	1	.000

Season	Home			Away			Neutral		
	Won	Lost	Pct.	Won	Lost	Pct.	Won	Lost	Pct.
1972-73	8	4	.667	5	6	.454	1	0	1.000
1973-74	9	5	.643	3	9	.250	0	0	.000
1974-75	6	6	.500	3	10	.231	1	0	.000
1975-76	10	6	.625	2	8	.200	0	0	.000
1976-77	11	5	.688	4	7	.364	0	0	.000
1977-78	11	4	.730	7	5	.580	0	0	.000
1978-79	13	1	.929	8	3	.727	2	2	.500
1979-80	12	2	.857	9	3	.750	5	1	.833
1980-81	15	0	1.000	10	1	.909	6	4	.600
1981-82	9	5	.642	4	7	.363	1	2	.333
1982-83	11	4	.733	7	7	.500	1	2	.333
1983-84	12	2	.857	5	7	.416	1	2	.333
1984-85	13	2	.867	6	6	.500	0	2	.000
1985-86	13	3	.813	11	8	.579	2	1	.667
1986-87	10	6	.625	5	7	.417	9	2	.818
1987-88	12	4	.750	4	8	.333	0	2	.000
1988-89	12	5	.705	6	6	.500	2	1	.667
1989-90	17	2	.895	4	5	.444	2	2	.500
1990-91	15	1	.937	5	6	.454	0	3	.000
1991-92	13	4	.765	6	4	.600	2	2	.500
1992-93	15	2	.882	3	6	.333	4	3	.571
1993-94	10	6	.625	2	8	.200	0	1	.000
1994-95	9	7	.562	3	7	.300	0	1	.000
1995-96	11	7	.611	1	7	.125	0	3	.000
1996-97	9	6	.600	0	10	.000	1	4	.250
1997-98	8	8	.500	1	9	.100	0	1	.000
1998-99	12	4	.750	0	10	.100	0	1	.000
1999-00	15	1	.937	5	3	.625	8	2	.800
2000-01	9	7	.562	2	8	.200	2	1	.667
2001-02	12	5	.706	4	7	.364	3	3	.500
2002-03	16	2	.889	2	6	.250	3	3	.500
2003-04	12	3	.800	5	7	.417	1	1	.500
2004-05	14	1	.933	4	6	.400	2	3	.400
<b>Totals</b>	<b>808-323</b>	<b>.714</b>	<b>382-554</b>	<b>.408</b>	<b>112-108</b>	<b>.509</b>			

**PETE MARAVICH ASSEMBLY CENTER WIN STREAKS**

- 23 .....15 games 1980-81 season; First 8 games 1981-82 season
- 18 .....Last 8 games 1983-84 season; First 10 games 1984-85 season
- 18 .....Last 7 games 1989-90 season; First 11 games 1990-91 season
- 16 .....Last 4 games 1991-92 season; First 12 games 1992-93 season
- 14 .....Last game 1977-78 season; First 13 games 1978-79 season
- 14 .....Last 7 game 1999-00 season; First 7 games 2000-01 season
- 13 .....Last 6 games 1972-73 season; First 7 games 1973-74 season
- 13 .....Last 5 games 2002-03 season; First 8 games 2003-04 season
- 11 .....Last 2 games 1984-85 season; First 9 games 1985-86 season
- 11 .....Last game 2000-2001 season; First 10 games 2001-2002 season
- 11 .....First 11 games of the 2002-03 season.
- 11 .....Last 11 games of the 2004-05 season.

Present Streak Entering 2005-06 season: 11

**OVERALL HOME WINNING STREAKS (ALL SITES)**

- 42 .....Last 3 games 1915-16 season;  
11 games 1916-17 season;  
4 games 1917-18 season;  
1 game 1918-19 season;  
10 games 1991-20;  
First 13 games 1920-21 season
- 29 .....Last 6 games 1932-33 season;  
10 games 1933-34 season;  
11 games 1934-35 season;  
First 2 games 1935-36 season
- 25 .....Last game 1950-51 season;  
11 games 1951-52 season;  
10 games 1952-53 season;  
First 3 games 1953-54 season
- 23 .....15 games 1980-81 season;  
First 8 games 1981 season

INTRO
THIS IS LSU
TIGERS
COACHES
REVIEW
PREVIEW
RECORDS
HISTORY
LSU
MEDIA

# Year-by-Year Results

INTRO

THIS IS LSU

TIGERS

COACHES

REVIEW

PREVIEW

RECORDS

HISTORY

LSU

MEDIA

## SIAA Era

**COACH E. R. WINGARD**  
**1 SEASON • 1909**  
**5-2 (.714)**

### 1909 RECORD: 5-2, 2-0

Coach: E. R. Wingard		
Date	Opponent	Results
1-30	Dixon Academy (A)	W 35-20
2- 6	Miss. State (H)	W 18-12
2- 8	Miss. State (H)	W 14-10
2-18	Baton Rouge H. S. (H)	W 36-14
2-26	YMCA (NO) (A)	L 11-27
2-27	YMCA (NO) (A)	L 16-37
3- 6	Dixon Academy (H)	W 21-12

**COACH J. W. MAYHEW**  
**2 SEASONS • 1910-11**  
**11-4 (.733)**

### 1910 RECORD: 3-1, 2-0

Coach: J. W. Mayhew		
Date	Opponent	Results
2- 4	Ole Miss (H)	W 39-14
2- 5	Ole Miss (H)	W 25- 4
2-26	YMCA (NO) (A)	L 11-53
3- 5	YMCA (NO) (H)	W 30-17

### 1911 RECORD: 8-3, 6-1

Coach: J. W. Mayhew		
Date	Opponent	Results
1-26	Tulane (H)	W 47- 7
1-27	Tulane (H)	W 26-15
2- 7	Miss. State (A)	W 33-17
2- 8	Miss. State (A)	W 42-12
2- 9	Birmingham AC (A)	L 17-45
2-10	Bessemer AC (A)	L 17-37
2-11	Birmingham High (A)	W 23-21
2-11	Birmingham YMCA (A)	W 23-21
2-13	Texas (H)	W 39-10
2-17	Tulane (A)	W 27-25
2-18	Tulane (A)	L 13-15

**COACH F. M. LONG**  
**2 SEASONS • 1912-1913**  
**6-9 (.400)**

### 1912 RECORD: 4-6, 2-3

Coach: F. M. Long		
Date	Opponent	Results
1-15	Ole Miss (H)	W 27-15
1-16	Ole Miss (H)	W 33-11
2- 5	YMCA (NO) (A)	L 24-25
2- 6	Miss. State (A)	L 16-22
2- 7	Miss. State (A)	L 11-21
2- 8	Birmingham AC (A)	L 7-54
2- 9	Bessemer AC (A)	L 20-42
2-10	Auburn (A)	L 15-38
2-17	YMCA (NO) (H)	W 23-19
2-25	YMGC (NO) (H)	W 32- 6

### 1913 RECORD: 2-3, 1-3

Coach: F. M. Long		
Date	Opponent	Results
2- 8	YMGC (NO) (H)	W 39-11
2-14	Tulane (A)	L 13-15
2-15	Tulane (A)	L 20-26
2-28	Tulane (H)	L 15-16
3- 1	Tulane (H)	W 13-12

**COACH C. C. STROUD**  
**6 SEASONS**  
**1913-1918, 1919-1920**  
**82-21 (.796)**

### 1913-14 RECORD: 7-5, 0-4

Coach: Dr. C. C. Stroud		
Date	Opponent	Results
12-19	La. College (A)	W 17-15
12-22	Shreveport AC (A)	W 31-14
12-23	Shreveport AC (A)	W 25-20
1- 9	SW Louisiana (H)	W 44- 7
1-17	La. College (H)	W 27-24
1-21	Miss. College (H)	W 34-13
1-22	Miss. College (H)	W 29-19
2-13	Tulane (H)	L 14-26
2-14	Tulane (H)	L 7-10
2-19	St. Paul's (Covington)	L 15-35
2-27	Tulane (A)	L 12-25
2-28	Tulane (A)	L 6-13

### 1914-15 RECORD: 10-1, 3-1

Coach: Dr. C. C. Stroud		
Date	Opponent	Results
12-21	Centenary (A)	W 38-17
12-22	Shreveport AC (A)	W 21-20
1-14	SW Louisiana (H)	W 29- 6
1-15	SW Louisiana (H)	W 39-16
2- 6	YMCA (NO) (H)	W 55-18
2-12	Miss. State (H)	W 24-12
2-13	Miss. State (H)	L 14-15
2-19	Tulane (H)	W 28-17

2-20	Tulane (H)	W 39-19
2-21	YMGC (NO) (H)	W 24-11
	La. College (H)	W 30- 4

### 1915-16 RECORD: 14-10, 6-7

Coach: Dr. C. C. Stroud		
Date	Opponent	Results
	Jefferson Col. (H)	W 55-18
	YMCA (NO) (H)	W 42-26
	SW Louisiana (H)	W 44-14
	SW Louisiana (H)	W 69-13
	La. College (H)	W 14-11
	La. College (H)	W 20-19
	NW Louisiana (H)	W 24-23
	Alabama (H)	L 25-39
	Alabama (H)	L 25-44
	Miss. State (A)	W 31-21
	Miss. State (A)	L 17-23
	YMGC (NO) (H)	W 39-22

2-4	Tulane (H)	L 21-24
2-5	Tulane (H)	L 18-22
	Alabama (A)	W 25-18
	Birmingham AC (A)	L 30-39
	Auburn (A)	L 23-24
	Columbus AC (Ga.) (A)	L 21-42
	Atlanta AC (A)	L 16-64
	Ole Miss (H)	W 55-29
2-18	Tulane (A)	L 14-26
2-19	Tulane (A)	W 19-16
	Rice (H)	W 29-21
	Rice (H)	W 25-17

### 1916-17 RECORD: 20-2, 11-0

Coach: Dr. C. C. Stroud		
Date	Opponent	Results
	SW Louisiana (A)	W 33-20
	SW Louisiana (A)	L 13-21
	Shreveport AC (A)	W 19-17
	SW Louisiana (H)	W 50-13
	YMGC (H)	W 54-22
	Texas A&M (H)	W 24-15
	Texas A&M (H)	W 30-14
	Miss. State (H)	W 36-28
	Miss. State (H)	W 38-17
	Shreveport AC (H)	W 39-24
	Alabama (H)	W 34- 7
	Millsaps (H)	W 95- 6

2-9	Tulane (A)	W 37-20
2-10	Tulane (A)	W 27-18
	YMCA (Mobile) (A)	L 18-37
	Spring Hill (A)	W 34-24
	Auburn (A)	W 37-13
	Birmingham AC (A)	W 37-23
	Alabama (A)	W 38- 9
	Millsaps (A)	W 57-11
2-23	Tulane (H)	W 46-27
2-24	Tulane (H)	W 26-20

### 1917-18 RECORD: 12-1, 3-0

Coach: Dr. C. C. Stroud		
Date	Opponent	Results
12- 2	NW Louisiana (A)	W 38-25
12- 3	Shreveport AC (A)	W 51-20
12-13	Jefferson Col. (H)	W 42-18
1-11	St. Charles (A)	W 61-17
1-11	SW Louisiana (A)	W 36- 7
1-18	Auburn (H)	W 43-31
1-19	Auburn (H)	W 34-27
2- 1	Navy Res. (NO) (H)	W 64- 8
2- 6	Miss. College (A)	W 41-24
2- 6	Millsaps (A)	W 66-10
2- 8	Birmingham AC (A)	L 23-33
2- 8	Birmingham AC (A)	W 33-22
2- 9	Alabama (A)	W 38-25

**COACH R. E. EDMONDS**  
**1 SEASON • 1919**  
**1-0 (1.000)**

### 1919 RECORD: 1-0, 0-0

Coach: R. E. Edmonds		
Date	Opponent	Results
2-1	Jefferson Col. (H)	W 66-18

**COACH C. C. STROUD**  
**6 SEASONS**  
**1913-1918, 1919-1920**  
**82-21 (.796)**

### 1919-1920 RECORD: 19-2, 8-2

Coach: Dr. C. C. Stroud		
Date	Opponent	Results
12-30	Jefferson Col. (H)	W 46-15
12-31	Jefferson Col. (H)	W 57-24
1- 3	YMGC (NO) (H)	W 47-19
1-10	St. Stanislaus (A)	W 47-21
	La. College (A)	W 35-20
1-24	Miss. State (H)	W 27-12
1-30	La. College (H)	W 63-19
1-31	La. College (H)	W 39-15
2- 3	Spring Hill (H)	W 64-16
2- 6	Tulane (A)	W 35-19
2- 7	Tulane (A)	W 29-10
2- 9	Alabama (A)	W 30-11
2-10	Birmingham AC (A)	W 28-19
2-11	Georgia (A)	L 15-32
2-12	Mercer (A)	W 33-22
2-13	Auburn (A)	L 21-33

2-14	YMCA (Mobile) (A)	W 26-22
2-14	Spring Hill (A)	W 38- 9
2-23	Alabama (H)	W 44-19
2-27	Tulane (H)	W 37-12
2-28	Tulane (H)	W 37-12

## SIC Era

**COACH BRANCH BOCOCK**  
**1 SEASON • 1921**  
**19-4 (.826)**

### 1921 RECORD: 19-4, 5-2

Coach: Branch Bocock		
Date	Opponent	Results
	SW Louisiana (H)	W 47-11
	NW Louisiana (H)	W 29-25
1-8	Loyola (NO) (H)	W 74-12
1-15	YMCA (NO) (H)	W 42-26
1-25	Texas A&M (H)	W 30-28
1-26	Texas A&M (H)	W 31-30
1-29	Navy (Pensacola) (H)	W 54-12
1-30	Navy (Pensacola) (H)	W 51-41
2- 1	Spring Hill (H)	W 31-17
2- 2	Spring Hill (H)	W 29-24
2- 4	Tulane (H)	W 42-27
2- 5	Tulane (H)	W 52-24
2-11	SW Louisiana (H)	W 61- 8
2-18	Ole Miss (H)	L 22-23
2-19	Ole Miss (H)	W 46-13
2-21	Texas A&M (A)	W 24-16
2-22	Texas A&M (A)	L 19-49
2-23	Baylor (A)	L 20-32
2-24	Baylor (A)	W 34-33
2-25	YMCA (Houston) (A)	W 49-19
2-26	Rice (A)	W 35-23
	Tulane (A)	L 29-31
	Tulane (A)	W 27-20

**COACH FRANK "TAD" GORMLEY**  
**2 SEASONS • 1922-1923**  
**25-11 (.694)**

### 1922 RECORD: 15-1, 3-1

Coach: Frank "Tad" Gormley		
Date	Opponent	Results
1-10	SW Louisiana (H)	W 41- 8
1-11	SW Louisiana (H)	W 29-17
1-13	La. College (H)	W 52-26
1-14	La. College (H)	W 50-22
1-20	NW Louisiana (H)	W 32-15
1-21	NW Louisiana (H)	W 40- 3
1-27	Tulane (A)	W 18-15
1-28	Tulane (A)	W 26-18
2- 1	Spring Hill (H)	W 27-26
2- 2	Spring Hill (H)	W 16-15
2-10	YMCA (Houston) (A)	W 29-27
2-11	YMCA (Houston) (A)	W 28-22
2-15	Miss. College (H)	W 29-20
2-16	Miss. College (H)	W 26-18
2-20	Tulane (H)	L 23-39
2-21	Tulane (H)	W 34-19

### 1922-23 RECORD: 10-10, 0-6

Coach: Frank "Tad" Gormley		
Date	Opponent	Results
	La. College (H)	W 23-22
	La. College (H)	W 33-22
	Stanocollas (H)	L 17-35
	Miss. State (H)	L 25-36
	Miss. State (H)	L 20-35
	SW Louisiana (H)	W 25-22
	Miss. College (H)	W 27-17
	Miss. College (H)	W 19-14
	Spring Hill (H)	L 21-23
	Spring Hill (H)	W 36-20
	Millsaps (H)	W 32-10
	Millsaps (H)	W 34-23
2-9	Tulane (H)	L 24-33
2-10	Tulane (H)	L 18-28
2-16	Tulane (A)	L 23-40
2-17	Tulane (A)	L 11-34
	Stanocollas (H)	W 46-20
	Spring Hill (A)	L 24-26
	Spring Hill (A)	W 20-18

SIC Tournament - Atlanta, Ga.		
Date	Opponent	Results
	Vanderbilt (N)	L 10-36

**COACH "MOON" DUCOTE**  
**1 SEASON • 1924**  
**8-12 (.400)**

### 1924 RECORD: 8-12, 0-7

Coach: "Moon" Ducote		
Date	Opponent	Results
1- 7	NW Louisiana (H)	L 18-26
1- 8	NW Louisiana (H)	L 19-33
1-19	SW Louisiana (H)	L 12-15
1-21	SW Louisiana (H)	L 14-26
1-24	Loyola (NO)	W 27-20
1-25	Loyola (NO)	W 17-15
2- 1	Spring Hill (H)	W 40-23
2- 2	Spring Hill (H)	W 22-13
2- 8	Tulane (H)	

INTRO
THIS IS LSU
TIGERS
COACHES
REVIEW
PREVIEW
RECORDS
HISTORY
LSU
MEDIA

## 1929 RECORD: 8-13, 5-9

Coach: Harry Rabenhorst		
Date	Opponent	Results
1-7	SW Louisiana (H)	W 23:17
1-8	SW Louisiana (H)	W 29:22
1-11	Ole Miss (H)	L 21:42
1-12	Ole Miss (H)	L 17:34
1-14	La. College (A)	W 32:31
1-15	La. College (A)	L 43:44
1-18	Ole Miss (A)	L 24:28
1-19	Ole Miss (A)	L 25:30
	Auburn (A)	W 45:28
	Auburn (A)	W 65:28
	Alabama (A)	L 16:38
	Alabama (A)	L 28:37
2-4	Miss. State (H)	W 16:26
2-5	Miss. State (H)	W 39:29
2-11	SW Louisiana (A)	L 34:36
2-12	SW Louisiana (A)	L 23:25
2-15	Tulane (A)	L 37:40
2-16	Tulane (A)	W 28:21
2-22	Tulane (H)	W 37:35
2-23	Tulane (H)	L 32:33
SEC Tournament - Atlanta, Ga.		
	Washington & Lee (N)	L 22:32

## 1930 RECORD: 10-11, 6-7

Coach: Harry Rabenhorst		
Date	Opponent	Results
1-3	La. College (A)	L 41:53
1-4	La. College (A)	L 15:55
1-9	Miss. College (A)	L 24:27
1-10	Ole Miss (A)	L 27:31
1-11	Ole Miss (A)	W 31:21
1-17	Ole Miss (H)	L 24:47
1-18	Ole Miss (H)	L 29:32
1-24	Louisiana Tech (A)	W 37:31
1-25	Louisiana Tech (A)	W 42:27
2-1	Miss. State (Meridian)	W 32:24
2-3	Alabama (A)	L 20:37
2-4	Alabama (A)	L 22:28
2-7	Auburn (H)	W 44:27
2-8	Auburn (H)	W 49:45
2-10	Spring Hill (H)	W 53:17
2-11	Spring Hill (H)	W 52:14
2-14	Tulane (H)	W 35:30
2-15	Tulane (H)	W 24:15
2-21	Tulane (A)	L 25:27
2-22	Tulane (A)	L 27:30
SEC Tournament - Atlanta, Ga.		
3-3	Duke (N)	L 34:43

## 1931 RECORD: 7-8, 4-4

Coach: Harry Rabenhorst		
Date	Opponent	Results
1-10	New Orleans AC (H)	L 35:41
1-13	Miss. College (A)	W 46:34
1-15	Ole Miss (H)	W 26:24
1-16	Ole Miss (A)	L 29:30
1-22	Alabama (H)	L 26:40
1-23	Alabama (H)	L 28:37
1-30	SW Louisiana (H)	L 26:40
1-31	SW Louisiana (H)	L 29:34
2-6	Southern Miss. (H)	W 46:35
2-7	Southern Miss. (H)	W 47:31
2-13	Tulane (A)	L 23:38
2-14	Tulane (A)	W 39:31
2-20	Tulane (H)	W 49:30
2-21	Tulane (H)	W 48:27
SEC Tournament - Atlanta, Ga.		
2-23	Maryland (N)	L 34:37

## 1932 RECORD: 11-9, 8-8

Coach: Harry Rabenhorst		
Date	Opponent	Results
1-8	SW Louisiana (H)	W 44:23
1-9	SW Louisiana (H)	W 50:35
1-15	Ole Miss (A)	W 37:34
1-16	Ole Miss (A)	L 22:24
1-18	Miss. State (H)	L 28:29
1-19	Miss. State (H)	W 40:15
1-22	Alabama (A)	L 25:34
1-23	Alabama (A)	L 25:37
1-25	Miss. State (A)	W 30:26
1-26	Miss. State (A)	W 33:29
1-29	Ole Miss (H)	W 55:53
1-30	Ole Miss (H)	L 33:35
2-8	Auburn (H)	L 34:48
2-9	Auburn (H)	L 30:34
2-11	Tulane (H)	W 32:25
2-12	Tulane (H)	W 34:22
2-19	Tulane (A)	W 29:26
2-20	Tulane (A)	L 29:33
SEC Tournament - Atlanta, Ga.		
2-26	Georgia Tech (A)	W 36:33
2-27	Auburn (N)	L 22:30

## SEC Era

### 1933 RECORD: 15-8, 13-7

Coach: Harry Rabenhorst		
Date	Opponent	Results
1-4	Alabama (H)	W 32:27
1-5	Alabama (H)	L 36:40
1-11	Miss. State (A)	W 32:28
1-12	Miss. State (A)	W 49:26
1-13	Ole Miss (A)	L 37:40

1-14	Ole Miss (A)	L 32:34
1-17	Miss. State (H)	W 45:40
1-18	Miss. State (H)	W 37:33
1-20	Sewanee (A)	W 50:30
1-21	Sewanee (A)	W 57:45
1-23	Vanderbilt (A)	L 34:54
1-24	Vanderbilt (A)	L 26:52
1-25	Auburn (A)	W 26:25
1-26	Auburn (A)	L 24:25
2-10	Tulane (A)	L 31:44
2-11	Tulane (A)	W 46:28
2-13	Ole Miss (H)	W 53:33
2-14	Ole Miss (H)	W 50:33
2-17	Tulane (H)	W 50:38
2-18	Tulane (H)	W 51:37

### SEC Tournament - Atlanta, Ga.

2-20	Auburn (N)	W 57:33
2-21	Tennessee (N)	W 55:43
2-22	Kentucky (N)	L 38:51

## 1934 RECORD: 13-4, 13-3

Coach: Harry Rabenhorst		
Date	Opponent	Results
1-5	Sewanee (H)	W 80:20
1-6	Sewanee (H)	W 60:9
1-9	Miss. State (A)	L 46:47
1-10	Miss. State (A)	W 48:23
1-12	Alabama (A)	L 33:36
1-13	Alabama (A)	L 29:37
1-19	Tulane (H)	W 29:25
1-20	Tulane (H)	W 48:26
2-5	Auburn (H)	W 40:17
2-6	Auburn (H)	W 38:16
2-8	Miss. State (H)	W 54:39
2-9	Miss. State (H)	W 61:30
2-12	Ole Miss (H)	W 52:33
2-13	Ole Miss (H)	W 49:39
2-16	Tulane (A)	W 43:22
2-17	Tulane (A)	W 36:21
SEC Tournament - Atlanta, Ga.		
3-3	Tennessee (N)	L 35:42

# National Champion SEC Champion

## 1935 RECORD: 14-1, 12-0

Coach: Harry Rabenhorst		
Date	Opponent	Results
12-18	SW Louisiana (H)	W 54:30
1-7	Alabama (H)	W 34:32
1-8	Alabama (H)	W 41:39
1-19	Rice (A)	L 47:56
2-4	Ole Miss (H)	W 47:32
2-5	Ole Miss (H)	W 47:33
2-8	Tulane (A)	W 34:16
2-9	Tulane (A)	W 35:24
2-13	Miss. State (H)	W 67:32
2-14	Miss. State (H)	W 46:39
2-15	Vanderbilt (H)	W 56:41
2-16	Vanderbilt (H)	W 40:31
2-22	Tulane (H)	W 65:20
2-23	Tulane (H)	W 64:23

### American Legion Bowl National Championship Atlantic City, New Jersey

4-13	Pittsburgh (N)	W 41:37
------	----------------	---------

## 1935-36 RECORD: 10-10, 9-6

Coach: Harry Rabenhorst		
Date	Opponent	Results
12-18	SW Louisiana (H)	W 43:28
12-23	Georgia (H)	W 46:34

### Sugar Bowl Classic - New Orleans

1-2	Pittsburgh (N-SBC)	L 47:52
1-10	Alabama (A)	L 25:37
1-11	Alabama (A)	L 34:43
1-13	Miss. State (A)	L 38:49
1-14	Miss. State (A)	W 32:30
1-23	Rice (H)	L 38:42
1-24	Rice (H)	L 30:38
1-31	Ole Miss (H)	W 54:37
2-1	Ole Miss (H)	L 46:51
2-7	Tulane (H)	W 52:27
2-8	Tulane (H)	W 49:26
2-10	Miss. State (H)	W 43:37
2-11	Miss. State (H)	W 45:40
2-14	Ole Miss (A)	L 47:59
2-15	Ole Miss (A)	L 51:69
2-21	Tulane (A)	W 50:30
2-22	Tulane (A)	W 46:22
SEC Tournament - Knoxville, Tenn.		
2-28	Alabama (N)	L 30:52

## 1936-37 RECORD: 13-7, 7-6

Coach: Harry Rabenhorst		
Date	Opponent	Results
12-16	SW Louisiana (H)	W 44:19
1-6	Alabama (H)	W 43:33
1-7	Alabama (H)	W 47:27
1-8	Rice (A)	W 32:29
1-9	Rice (A)	W 38:37
1-13	Ole Miss (A)	L 47:50
1-14	Ole Miss (A)	L 27:40
1-16	Miss. State (A)	L 36:53
1-20	Louisiana Tech (H)	W 54:24

1-21	Louisiana Tech (H)	W 35:34
1-21	Auburn (A)	L 24:37
2-2	Auburn (A)	W 54:34
2-5	Tulane (H)	W 42:31
2-6	Tulane (H)	W 46:42
2-12	Loyola (NO) (H)	W 46:31
2-15	Miss. State (H)	W 42:41
2-16	Miss. State (H)	L 38:39
2-19	Tulane (A)	W 37:31
2-20	Tulane (A)	L 32:52

### SEC Tournament - Knoxville, Tenn.

2-26	Kentucky (N)	L 37:57
------	--------------	---------

## 1937-38 RECORD: 10-10, 7-6

Coach: Harry Rabenhorst		
Date	Opponent	Results
12-13	SW Louisiana (H)	W 31:26
12-16	S. California (H)	L 38:54
12-17	S. California (H)	L 26:50
1-7	Rice (H)	L 38:45
1-8	Rice (H)	W 59:38
1-14	Ole Miss (H)	L 48:59
1-15	Ole Miss (H)	L 44:47
1-31	Miss. State (H)	W 38:33
2-1	Miss. State (H)	W 31:22
2-4	Georgia Tech (H)	W 47:35
2-7	Alabama (A)	L 33:41
2-8	Alabama (A)	L 32:33
2-14	Miss. State (A)	W 66:44
2-15	Miss. State (A)	L 46:63
2-18	Tulane (A)	W 44:42
2-19	Tulane (A)	W 31:27
2-25	Tulane (H)	W 42:31
2-26	Tulane (H)	L 39:41
SEC Tournament - Baton Rouge		
3-3	Auburn (H)	W 60:34
3-4	Ole Miss (H)	L 41:68

## 1938-39 RECORD: 13-7, 10-5

Coach: Harry Rabenhorst		
Date	Opponent	Results
12-14	Rice (A)	L 32:34
12-15	Rice (A)	W 30:27
1-6	Alabama (H)	W 33:29
1-7	Alabama (H)	L 30:39
1-9	Ole Miss (A)	W 42:41
1-10	Ole Miss (A)	W 42:34
1-30	Miss. State (A)	W 48:32
1-31	Miss. State (A)	L 29:31
2-3	Miss. State (H)	W 47:45
2-4	Miss. State (H)	W 54:33
2-9	Georgia Tech (A)	L 35:37
2-13	Ole Miss (H)	W 50:48
2-14	Ole Miss (H)	W 59:18
2-17	Tulane (H)	W 36:33
2-18	Tulane (H)	L 33:36
2-23	Tulane (A)	L 30:36
2-24	Tulane (A)	W 41:31

### SEC Tournament - Knoxville, Tenn.

3-2	Sewanee (N)	W 55:35
3-2	Georgia (N)	W 50:28
3-3	Kentucky (N)	L 34:53

## 1939-40 RECORD: 10-8, 8-4

Coach: Harry Rabenhorst		
Date	Opponent	Results
12-18	Rice (H)	L 39:56
12-19	Rice (H)	L 51:61
1-5	Auburn (H)	W 50:39
1-6	Auburn (H)	L 26:42
1-12	Ole Miss (A)	W 51:47
1-13	Miss. State (A)	L 37:49
1-15	Alabama (A)	W 33:28
1-29	Miss. State (H)	W 55:42
2-2	Georgia Tech (H)	L 33:34
2-5	DePaul (A)	L 28:53
2-7	SW College (Tenn.) (N)	W 61:41
2-10	Ole Miss (H)	L 33:45
2-15	Tulane (A)	W 34:31
2-16	Tulane (A)	W 35:29
2-22	Tulane (H)	W 42:39
2-23	Tulane (H)	W 40:39
SEC Tournament - Knoxville, Tenn.		
2-29	Tulane (N)	W 57:44
2-29	Alabama (N)	L 25:51

## 1940-41 RECORD: 9-9, 7-5

Coach: Harry Rabenhorst		
Date	Opponent	Results
12-10	SW Louisiana (H)	L 30:39
12-16	Bogalusa (H)	W 52:43
	Rice (A)	L 48:60
	Rice (A)	L 33:54
	Baytown (Humble) (A)	W 54:44
1-6	Alabama (H)	W 37:28
1-10	Ole Miss (A)	W 56:32
1-11	Miss. State (A)	L 26:35
1-13	Alabama (A)	L 32:36
2-5	Ole Miss (H)	W 67:39
2-8	Miss. State (H)	W 39:37
2-10	Georgia Tech (A)	W 43:41
2-11	Auburn (H)	L 49:50
2-14	Tulane (H)	L 44:55
2-15	Tulane (H)	L 35:39
2-20	Tulane (A)	W 59:44
2-21	Tulane (A)	W 40:37
SEC Tournament - Louisville, Ky.		
2-27	Vanderbilt (N)	L 49:63

## 1941-42 RECORD: 8-7, 8-3

Coach: Harry Rabenhorst		
Date	Opponent	Results
12-12	Rice (H)	L 42:54
12-13	Rice (H)	L 37:50
12-18	Texas ASM (H)	L 41:56
1-6	Ole Miss (A)	W 56:35
1-10	Miss. State (A)	L 41:43
1-12	Alabama (A)	L 28:40
1-17	Ole Miss (H)	L 42:51
1-24	Miss. State (H)	W 51:40
2-6	Georgia Tech (H)	W 54:41
2-12	Tulane (H)	W 51:46
2-13	Tulane (H)	W 50:49
2-17	Auburn (H)	W 63:49
2-19	Tulane (A)	W 48:44
2-20	Tulane (A)	W 31:21

# Year-by-Year Results

<b>INTRO</b>	2- 9 Tulane (H) W 50-44
	2-10 Tulane (H) W 61-55
<b>THIS IS LSU</b>	2-14 Hammond Air Base (A) W 66-36
	2-17 Algiers Navy (H) W 84-69
<b>TIGERS</b>	2-20 Gulfport Navy (H) L 62-84
	2-23 NW Louisiana (N-S Sport) W 44-40
	2-24 NW Louisiana (A) W 70-34
<b>COACHES</b>	<b>SEC Tournament-Louisville, Ky.</b>
	Kentucky (A) L 37-63
<b>REVIEW</b>	
<b>PREVIEW</b>	
<b>RECORDS</b>	
<b>HISTORY</b>	
<b>LSU</b>	
<b>MEDIA</b>	

## COACH HARRY RABENHORST 29 SEASONS • 1926-42, 1945-57 340-264 (.563)

### 1945-46 RECORD: 18-3, 8-0

Coach: Harry Rabenhorst		
Date	Opponent	Results
12-12	Texas A&M (H)	W 51-50
12-17	Keesler Field (A)	L 58-69
12-18	Keesler Field (A)	W 78-61
12-19	Pensacola Navy (A)	W 66-58
1- 4	Selman Field (H)	W 63-50
1- 9	Keesler Field (H)	W 56-39
1-11	Miss. State (A)	W 54-30
1-12	Ole Miss (A)	W 53-23
1-14	Alabama (A)	W 48-26
2- 1	Navy (NO) (H)	W 58-47
2- 4	Ole Miss (H)	W 60-35
2- 8	Miss. State (H)	W 73-31
2-11	Louisiana Tech (H)	W 58-43
2-13	Corpus Christi (H)	L 46-51
2-16	Alabama (H)	W 44-30
2-21	Tulane (H)	W 54-45
2-23	Tulane (A)	W 52-36
<b>SEC Tournament - Louisville, Ky.</b>		
2-28	Tulane (N)	W 74-29
3- 1	Ole Miss (N)	W 69-34
3- 2	Georgia (N)	W 60-41
3- 2	Kentucky (A)	L 36-59

### 1946-47 RECORD: 17-4, 8-2

Coach: Harry Rabenhorst		
Date	Opponent	Results
12- 4	Keesler Field (H)	W 81-48
12-14	Baylor (H)	W 61-34
<b>At Madison Square Garden</b>		
12-19	St. Francis (N-MSG)	W 62-57
12-21	Canisius (A)	L 50-59
<b>Sugar Bowl Classic - New Orleans</b>		
12-30	Tulane (A-SBC)	W 54-51
1- 4	Rice (H)	W 60-35
1-10	Ole Miss (A)	W 54-43
1-11	Miss. State (A)	W 61-57
1-13	Alabama (A)	L 38-45
1-17	Tulane (A)	L 38-40
1-20	Loyola (NO) (A)	W 44-43
1-29	Vanderbilt (Memphis)	W 62-52
2- 3	Ole Miss (H)	W 63-43
2- 7	Alabama (H)	W 54-43
2-14	Miss. State (H)	W 64-49
2-15	Auburn (H)	W 74-53
2-21	Tulane (H)	W 55-40
2-24	Loyola (NO) (H)	W 61-47
<b>SEC Tournament - Louisville, Ky.</b>		
2-27	Ole Miss (N)	W 61-36
2-28	Florida (N)	W 60-45
2-28	Tulane (N)	L 50-63

### 1947-48 RECORD: 8-18, 4-8

Coach: Harry Rabenhorst		
Date	Opponent	Results
12- 4	Spring Hill (H)	W 72-43
12- 8	Rice (A)	L 55-58
12- 9	Texas (N-Houston)	L 31-50
12-13	Canisius (A)	L 44-59
<b>At Madison Square Garden</b>		
12-15	Long Island (A-MSG)	L 47-67
<b>Fort Worth Collegiate</b>		
12-29	Texas A&M (N-FWC)	L 44-45
12-30	Hardin-Simm. (N-FWC)	W 62-46
12-31	TCU (A-FWC)	W 52-46
1- 5	Florida (H)	L 36-38
1- 9	Rice (H)	W 43-40
1-10	Georgia Tech (H)	L 40-52
	Tulane (H)	L 42-54
1-17	Vanderbilt (H)	W 56-54
1-19	Loyola (NO) (A)	L 42-49
1-24	Auburn (A)	L 48-51
1-26	Georgia Tech (A)	W 54-46
1-27	Alabama (A)	L 43-49
1-31	Miss. State (A)	L 49-53
	Ole Miss (A)	L 37-49
2-13	Miss. State (H)	W 65-40
2-16	Loyola (NO) (H)	L 45-46
2-20	Tulane (A)	L 41-50
2-23	Ole Miss (H)	W 52-50
	Tennessee (H)	L 48-56
3- 1	Alabama (H)	L 32-37
<b>SEC Tournament - Louisville, Ky.</b>		
	Kentucky (A)	L 47-63

### 1948-49 RECORD: 15-10, 7-6

Coach: Harry Rabenhorst				
Date	Opponent	LSU Rank	Opp Rank	Results
11-28	Keesler Field (H)	NR	NR	W, 85-33
12- 3	Texas (H)	NR	NR	L, 45-60
12- 4	Rice (N)	NR	NR	L, 39-51
12-10	Keesler Field (A)	NR	NR	W, 95-42
12-11	Florida (A)	NR	NR	W, 52-50
12-13	Spring Hill (A)	NR	NR	W, 49-48
12-17	Texas A&M (H)	NR	NR	W, 58-55
12-21	Louisville (A)	NR	NR	L, 44-79
1- 3	Loyola (NO) (A)	NR	NR	W, 56-52
1- 8	Georgia Tech (H)	NR	NR	W, 65-59
1-10	Miss. State (H)	NR	NR	W, 64-40
1-14	Tulane (A)	NR	#8	L, 51-71
1-20	Alabama (H)	NR	NR	W, 51-44
1-29	Miss. State (A)	NR	NR	L, 42-48
1-31	Ole Miss (A)	NR	NR	W, 58-48
2- 5	Alabama (A)	NR	NR	L, 45-56
2- 7	Georgia Tech (A)	NR	NR	W, 72-63
2-12	Ole Miss (H)	NR	NR	W, 49-38
2-14	Loyola (NO) (H)	NR	NR	W, 63-41
2-19	Vanderbilt (A)	NR	NR	L, 51-61
2-21	Tennessee (A)	NR	NR	L, 72-81
2-25	Tulane (H)	NR	#6	L, 45-72
<b>SEC Tournament - Louisville, Ky.</b>				
3- 4	Georgia Tech (N)	NR	NR	W, 55-53
3- 4	Vanderbilt (N)	NR	NR	W, 60-56
3- 5	Tulane (N)	NR	#7	L, 63-72

### 1949-50 RECORD: 13-12, 5-8

Coach: Harry Rabenhorst				
Date	Opponent	LSU Rank	Opp Rank	Results
11-25	Keesler Field (H)	NR	NR	W, 62-46
11-29	Pensacola Navy (H)	NR	NR	W, 69-48
12- 3	St. Joseph's (Pa.) (A)	NR	NR	L, 59-61
<b>At Madison Square Garden</b>				
12- 6	St. John's (A-MSG)	NR	NR	L, 49-80
12- 9	Arkansas (H)	NR	NR	W, 62-46
12-10	Rice (N-Lake Charles)	NR	NR	W, 49-44
12-17	Florida (H)	NR	NR	W, 73-49
12-19	Ole Miss (H)	NR	NR	W, 74-61
12-22	Louisville (A)	NR	NR	L, 65-75
1- 4	Loyola (NO) (H)	NR	NR	W, 62-56
1- 6	Georgia Tech (H)	NR	NR	W, 63-52
1- 9	Loyola (NO) (A)	NR	NR	W, 51-47
1-13	Tulane (H)	NR	NR	L, 70-75
1-20	Alabama (H)	NR	NR	L, 52-60
1-28	Ole Miss (A)	NR	NR	L, 65-75
1-30	Miss. State (A)	NR	NR	L, 41-48
2- 4	Auburn (A)	NR	NR	L, 66-70
2- 6	Georgia Tech (A)	NR	NR	L, 58-85
2-13	Auburn (H)	NR	NR	W, 76-61
2-17	Miss. State (H)	NR	NR	W, 68-58
2-24	Tulane (A)	NR	NR	L, 71-77
	Tennessee (H)	NR	NR	L, 65-67
<b>SEC Tournament - Louisville, Ky.</b>				
3- 2	Florida (N)	NR	NR	W, 66-57
3- 3	Auburn (N)	NR	NR	W, 73-45
3- 4	Tennessee (N) (ot)	NR	NR	L, 79-81

### 1950-51 RECORD: 10-14, 7-8

Coach: Harry Rabenhorst				
Date	Opponent	LSU Rank	Opp Rank	Results
12- 6	Keesler Field (H)	NR	NR	W, 72-41
12- 9	Florida (A)	NR	NR	W, 77-59
12-11	Miami (Fla.) (A)	NR	NR	L, 62-68
12-15	Miss. State (A)	NR	NR	L, 69-94
12-16	Ole Miss (A)	NR	NR	L, 67-72
<b>San Antonio Invitational</b>				
12-22	Texas (N-SAI)	NR	NR	L, 55-68
12-23	Alabama (N-SAI)	NR	NR	W, 64-58
12-26	Santa Clara (A)	NR	NR	W, 59-52
12-28	S. California (A)	NR	NR	L, 76-78
12-30	UCLA (A)	NR	NR	L, 66-95
1- 5	Georgia Tech (H)	NR	NR	W, 68-49
1- 6	Miss. State (H)	NR	NR	W, 76-61
1-15	Tennessee (H)	NR	NR	W, 68-61
1-20	Vanderbilt (H)	NR	NR	L, 61-69
1-31	Kentucky (H)	NR	#1	L, 59-81
2- 3	Alabama (A)	NR	NR	L, 69-94
2- 5	Auburn (A)	NR	NR	W, 75-74
2- 6	Georgia (A)	NR	NR	L, 65-68
2-10	Tulane (A)	NR	NR	L, 54-69
2-15	Arkansas (A-Little Rock)	NR	NR	L, 50-64
2-17	Ole Miss (H)	NR	NR	L, 48-69
2-23	Tulane (H)	NR	NR	W, 51-46
<b>SEC Tournament - Louisville, Ky.</b>				
3- 2	Ole Miss (N)	NR	NR	W, 62-57
3- 3	Vanderbilt (N)	NR	NR	L, 63-75

### 1951-52 RECORD: 17-7, 9-6

Coach: Harry Rabenhorst				
Date	Opponent	LSU Rank	Opp Rank	Results
11-27	Keesler Field (H)	NR	NR	W, 78-50
12- 3	Rice (A)	NR	NR	W, 68-60
12- 5	Birmingham So. (H)	NR	NR	W, 77-40
12- 8	Alabama (H)	NR	NR	W, 68-61
12-12	Miss. State (A)	NR	NR	L, 54-59
12-13	Ole Miss (A)	NR	NR	W, 81-69
12-17	Texas (H)	NR	NR	W, 59-55
1- 2	Loyola (NO) (H)	NR	NR	W, 77-60
1- 5	Kentucky (A)	NR	#4	L, 47-57
1- 7	Vanderbilt (A)	NR	NR	L, 47-58
1-14	Miss. State (H)	NR	NR	W, 103-78

1-18	Georgia (H)	NR	NR	W, 98-60
1-26	Tulane (A)	NR	NR	L, 67-71
1-30	Ole Miss (A)	NR	NR	L, 65-68
2- 2	Tennessee (A)	NR	NR	L, 68-82
2- 4	Georgia Tech (A)	NR	NR	W, 73-51
2- 9	Tulane (H)	NR	NR	W, 78-66
2-16	Auburn (H)	NR	NR	W, 70-64
2-18	Ole Miss (H)	NR	NR	W, 78-67
2-23	Florida (H)	NR	NR	W, 65-57
<b>SEC Tournament - Louisville, Ky.</b>				
2-28	Miss. State (N)	NR	NR	W, 77-44
	Ole Miss (N)	NR	NR	W, 75-60
	Florida (N)	NR	NR	W, 77-69
	Kentucky (A)	NR	#1	L, 43-44

## SEC Champions NCAA Final Four

### 1952-53 RECORD: 22-3, 13-0

Coach: Harry Rabenhorst				
Date	Opponent	LSU Rank	Opp Rank	Results
12- 5	Birmingham So. (H)	NR	NR	W, 98-38
12- 6	Pensacola Navy (H)*	NR	NR	W, 107-59
12- 8	SW College (Tenn.) (H)	NR	NR	W, 124-33
	Miami (Fla.) (H)	NR	NR	W, 86-58
12-17	Alabama (A)	#10	NR	W, 58-45
12-22	Tulsa (A)	#10	#15	L, 58-84
<b>Sugar Bowl Classic - New Orleans</b>				
12-29	Villanova (N-SBC)	#8	NR	W, 100-94
12-30	Saint Louis (N-SBC)	#17	NR	W, 70-67
1- 5	Vanderbilt (H)	#17	NR	W, 74-61
1-10	Miss. State (A)	#11	NR	W, 75-55
1-12	Ole Miss (A)	#11	NR	W, 67-66
1-16	Loyola (NO) (A)	#14	NR	W, 58-52
1-19	Georgia (A)	#14	NR	W, 55-50
1-26	Tulsa (H)	#14	#11	W, 55-51
1-31	Tennessee (H)	#11	NR	W, 95-59
2- 7	Tulane (H)	#10	NR	W, 48-31
2-10	Florida (A)	#8	NR	W, 68-56
2-14	Auburn (A)	#8	NR	W, 65-57
2-16	Pensacola Navy (A)*	#6	NR	W, 71-60
2-21	Georgia Tech (H)	#6	NR	W, 76-52
2-23	Ole Miss (H)	#6	NR	W, 63-48
2-27	Miss. State (H)	#6	NR	W, 82-47
3- 6	Tulane (A)	#5	NR	W, 53-52
<b>NCAA Tournament - Raleigh, N. C.</b>				
3-13	Lebanon Valley (N)	#7	NR	W, 89-76
3-14	Holy Cross (N)	#7	NR	W, 81-73
<b>NCAA Final Four - Kansas City</b>				
3-17	Indiana (N)	#7	#1	L, 67-80
3-18	Washington (N)	#7	#4	L, 69-88

## SEC Champions 1953-54 RECORD: 20-5, 14-0

Coach: Harry Rabenhorst				
Date	Opponent	LSU Rank	Opp Rank	Results
12- 5	Pensacola Navy (H)*	NR	NR	W, 109-68
12- 7	La. College (H)	NR	NR	W, 128-74
12-12	Kansas (H)	#10	#5	W, 68-63
12-15	Texas A&M (H)	#5	NR	W, 77-56
12-19	Wisconsin (H)	#5	NR	L, 66-82
12-21	Northwestern (H)	#5	NR	W, 79-51
<b>Sugar Bowl Classic - New Orleans</b>				
12-28	Fordham (N-SBC)	#14	#7	W, 65-49
12-29	Holy Cross (N-SBC)	#18	#12	L, 56-66
1- 5	Loyola (NO) (H)	NR	NR	W, 69-65
1- 8	Georgia (H)	NR	NR	W, 97-62
1- 9	Georgia (H)	NR	NR	W, 100-53
1-11	Florida (H)	NR	NR	W, 91-59
1-16	Tennessee (A)	#16	NR	W, 75-62
1-30	Miss. State (H)	#14	NR	W, 65-54
2- 1	Ole Miss (H)	#14	NR	W, 53-52
2- 6	Tulane (H)	#17	NR	W, 66-47
2-13	Georgia Tech (A)	#17	NR	W, 89-54
2-15	Vanderbilt (A)	#17	NR	W, 82-69
2-20	Auburn (H)	#13	NR	W, 77-59
2-22	Alabama (H)	#13	NR	W, 79-61
2-27	Miss. State (A)	#12	NR	W, 61-57
3- 1	Ole Miss (A)	#12	NR	W, 76-53
3- 6	Tulane (A)	#7	NR	W, 63-52
<b>SEC Playoff - Nashville, Tenn.</b>				
3- 9	Kentucky (N)			

1-20	Texas A&M (A)	NR	NR	L. 47-58
1-29	Miss. State (A)	NR	NR	W. 67-63
1-31	Ole Miss (A)	NR	NR	L. 69-89
2- 5	Tulane (H)	NR	NR	L. 57-81
2- 7	Loyola (NO) (A)	NR	NR	L. 68-75
2-12	Georgia Tech (H) (ot)	NR	NR	L. 72-79
2-14	Vanderbilt (H)	NR	#20	W. 66-59
2-19	Auburn (A)	NR	NR	L. 71-75
2-21	Alabama (A)	NR	NR	L. 51-71
2-26	Miss. State (H)	NR	NR	L. 80-84
2-28	Ole Miss (H)	NR	NR	W. 68-65
3- 4	Tulane (A)	NR	NR	L. 53-82

## 1955-56 RECORD: 7-17, 5-9

Coach: Harry Rabenhorst				
Date	Opponent	LSU Rank	Opp Rank	Results
12- 1	La. College (H)	NR	NR	L. 79-84
12- 3	Kentucky (H)	NR	NR	L. 52-62
12- 5	SW College (Tenn.) (H)	NR	NR	W. 72-59
12-10	Texas A&M (A)	NR	NR	L. 59-73
12-12	Rice (A)	NR	NR	L. 60-85
12-17	Loyola (NO) (H)	NR	NR	L. 65-71

### Gator Bowl Tournament - Jacksonville, Fla.

12-28	Clemson (N-GBT)	NR	NR	L. 95-100
12-29	Georgia (N-GBT)	NR	NR	W. 91-86
1- 3	North Carolina (A)	NR	#5	L. 69-95
1- 5	Saint Louis (H)	NR	NR	L. 79-110
1- 7	Georgia (H)	NR	NR	W. 96-77
	Florida (H)	NR	NR	W. 91-90
1-14	Kentucky (A)	NR	#5	L. 65-107
1-16	Tennessee (A)	NR	NR	L. 82-91
1-30	Tulane (H)	NR	NR	W. 87-66
2- 4	Miss. State (H)	NR	NR	L. 78-87
2- 6	Ole Miss (H)	NR	NR	W. 100-76
2-11	Vanderbilt (A)	NR	#4	L. 68-107
2-13	Georgia Tech (A)	NR	NR	L. 74-97
	Auburn (H)	NR	NR	L. 71-80
	Alabama (H)	NR	#7	L. 59-77
2-25	Miss. State (A)	NR	NR	W. 79-71
2-27	Ole Miss (A)	NR	NR	L. 70-81
3- 2	Tulane (A)	NR	NR	L. 68-81

## 1956-57 RECORD: 6-19, 1-13

Coach: Harry Rabenhorst				
Date	Opponent	LSU Rank	Opp Rank	Results
12- 3	La. College (H)	NR	NR	W. 89-81
12- 6	Birmingham So. (H)	NR	NR	W. 60-59
12- 8	Loyola (NO) (H) (ot)	NR	NR	L. 73-77
12-10	Rice (H)	NR	NR	L. 72-87
12-13	SW College (Tenn.) (A)	NR	NR	W. 91-77
12-15	Saint Louis (A)	NR	NR	L. 52-86
12-19	Baylor (H)	NR	NR	W. 84-76
12-22	Loyola (NO) (A)	NR	NR	L. 68-75

### La. Invitational - Shreveport

12-27	VMI (N-LI)	NR	NR	W. 88-67
12-28	Centenary (A-LI)	NR	NR	L. 75-83
12-29	NW Louisiana (N-LI)	NR	NR	L. 75-103
1- 6	Georgia (A)	NR	NR	L. 70-78
1- 8	Florida (A)	NR	NR	L. 50-74
1-12	Kentucky (H)	NR	#3	L. 46-51
1-14	Tennessee (H)	NR	#16	W. 62-61
1-18	Tulane (H) (ot)	NR	NR	L. 64-66
2- 1	Miss. State (A)	NR	NR	L. 72-81
2- 2	Ole Miss (A)	NR	NR	L. 73-79
2- 9	Vanderbilt (H)	NR	#18	L. 66-78
2-11	Georgia Tech (H)	NR	NR	L. 60-87
2-16	Auburn (A)	NR	NR	L. 62-99
2-18	Alabama (A)	NR	NR	L. 70-82
2-22	Miss. State (H)	NR	#19	L. 76-94
2-23	Ole Miss (H)	NR	NR	L. 76-83
3- 1	Tulane (A)	NR	NR	L. 51-59

## COACH JAY MCCREARY 8 SEASONS • 1957-1965 82-115 (.416)

## 1957-58 RECORD: 7-18, 3-11

Coach: Jay McCreary				
Date	Opponent	LSU Rank	Opp Rank	Results
12- 3	St. Mary's (Texas) (H)	NR	NR	W. 68-61
	La. College (H)	NR	NR	W. 66-62
	Rice (A)	NR	#16	L. 56-81
	Miami (Fla.) (H)	NR	NR	L. 65-73
12-16	Texas Tech (H)	NR	NR	L. 72-79
	Florida St. (H)	NR	NR	W. 67-65

### Carousel Invitational - Charlotte, N.C.

12-19	Lafayette (N-CI)	NR	NR	W. 80-72
12-20	Alabama (N-CI)	NR	NR	L. 50-60
12-21	Tennessee (N-CI)	NR	NR	L. 62-63
12-23	Loyola (NO) (A)	NR	NR	L. 62-94
	Georgia (H)	NR	NR	L. 56-59
	Florida (H)	NR	NR	L. 57-81
	Kentucky (A)	NR	#9	L. 52-97
	Tennessee (A)	NR	#13	L. 53-75
1-17	Tulane (A)	NR	NR	W. 69-63
	Loyola (NO) (H)	NR	NR	L. 70-82
	Miss. State (H)	NR	#14	L. 54-71
	Ole Miss (H)	NR	NR	L. 63-76
	Vanderbilt (A)	NR	NR	L. 60-78
	Georgia Tech (A)	NR	NR	L. 61-88
2-28	Tulane (A)	NR	NR	W. 67-63
	Auburn (H)	NR	#16	L. 58-76
	Alabama (H)	NR	NR	W. 58-49
	Miss. State (A)	NR	#15	L. 72-95
	Ole Miss (A)	NR	NR	L. 78-85

## 1958-59 RECORD: 10-15, 2-12

Coach: Jay McCreary				
Date	Opponent	LSU Rank	Opp Rank	Results
12- 4	Birmingham So. (H)	NR	NR	W. 79-72
12- 9	Arkansas (N-Sport)	NR	NR	W. 67-58
12-11	La. College (H)	NR	NR	W. 59-53
12-13	Rice (H)	NR	NR	L. 56-64
12-15	Texas (H)	NR	NR	W. 52-47
12-17	Loyola (NO) (H)	NR	NR	W. 78-68
12-19	Texas Tech (A)	NR	NR	L. 60-73
12-27	Florida St. (A)	NR	NR	L. 67-82

### Gator Bowl Tournament - Jacksonville, Fla.

12-29	Georgia (N-GBT)	NR	NR	W. 63-60
12-30	Ole Miss (N-GBT)	NR	NR	W. 69-55
1- 3	Georgia (A)	NR	NR	W. 79-66
1- 5	Florida (A)	NR	NR	L. 63-69
1-10	Kentucky (H)	NR	#1	L. 61-76
1-12	Tennessee (H)	NR	#17	L. 58-65
1-16	Tulane (H)	NR	NR	L. 59-69
1-27	Loyola (NO) (A)	NR	NR	W. 70-68
1-31	Miss. State (A)	NR	#11	L. 71-78
2- 2	Ole Miss (A)	NR	NR	L. 69-80
2- 7	Vanderbilt (H)	NR	NR	L. 57-72
2- 9	Georgia Tech (H)	NR	NR	L. 63-64
2-14	Auburn (A)	NR	#4	L. 67-15
2-16	Alabama (A)	NR	NR	L. 84-89
2-21	Miss. State (H)	NR	#5	L. 67-75
2-23	Ole Miss (H)	NR	NR	W. 99-93
2-27	Tulane (A)	NR	NR	L. 65-77

## 1959-60 RECORD: 5-18, 3-11

Coach: Jay McCreary				
Date	Opponent	LSU Rank	Opp Rank	Results
12- 1	Florida State (H)	NR	NR	W. 89-78
12- 4	La. College (H)	NR	NR	W. 73-68
12-10	Loyola (NO) (H) (ot)	NR	NR	L. 65-66
12-12	Rice (A)	NR	NR	L. 57-71
12-14	Texas (A)	NR	NR	L. 67-84
12-18	Texas Tech (H)	NR	NR	L. 65-72

### Gator Bowl Tournament - Jacksonville, Fla.

12-29	Georgia (N-GBT)	NR	NR	L. 67-79
12-30	Jacksonville (A-GBT)	NR	NR	L. 63-72
1- 2	Florida (H)	NR	NR	L. 63-73
1- 4	Georgia (H)	NR	NR	W. 81-77
1- 9	Kentucky (A)	NR	NR	L. 45-77
1-11	Tennessee (A)	NR	NR	L. 79-103
1-27	Loyola (NO) (A)	NR	NR	L. 64-74
1-30	Miss. State (H)	NR	NR	L. 60-71
2- 1	Ole Miss (H)	NR	NR	L. 61-76
2- 6	Vanderbilt (A)	NR	NR	L. 68-80
2- 8	Georgia Tech (A)	NR	#6	L. 56-76
2-13	Auburn (H)	NR	#17	L. 61-63
2-15	Alabama (H)	NR	NR	W. 66-53
2-20	Miss. State (A)	NR	NR	W. 69-64
2-22	Ole Miss (A)	NR	NR	L. 70-90
2-25	Tulane (H)	NR	NR	L. 58-72
3- 2	Tulane (A)	NR	NR	L. 54-64

## 1960-61 RECORD: 11-14, 6-8

Coach: Jay McCreary				
Date	Opponent	LSU Rank	Opp Rank	Results
	Loyola (NO) (H)	NR	NR	W. 73-59
	Duke (A) (ot)	NR	#8	L. 74-80
	North Carolina (A)	NR	#5	L. 61-77
	Rice (A)	NR	NR	L. 50-67
	Texas (A)	NR	NR	W. 62-59
	Texas Tech (A) (ot)	NR	NR	W. 73-69
	TCU (A)	NR	NR	W. 68-62
	Louisville (H)	NR	#5	L. 53-72

### Poinsettia Classic - Greenville, S.C.

	Furman (A-PC) (3 ot)	NR	NR	L. 55-56
	BYU (N-PC)	NR	NR	L. 57-67
	Florida (A)	NR	NR	L. 75-79
	Georgia (A)	NR	NR	L. 66-80
	Kentucky (H)	NR	NR	W. 73-59
	Tennessee (H)	NR	NR	W. 72-60
	Loyola (NO) (A)	NR	NR	W. 51-49
1-28	Tulane (H)	NR	NR	W. 86-66
	Miss. State (A)	NR	NR	L. 61-77
	Ole Miss (A)	NR	NR	W. 75-69
	Georgia Tech (H)	NR	NR	W. 63-50
	Vanderbilt (H)	NR	NR	W. 65-61
2-18	Auburn (A)	NR	NR	L. 65-69
2-20	Alabama (A)	NR	NR	L. 60-68
2-25	Miss. State (H)	NR	NR	L. 54-56
2-27	Ole Miss (H)	NR	NR	L. 46-48
3- 2	Tulane (A)	NR	NR	L. 65-68

## 1961-62 RECORD: 13-11, 7-7

Coach: Jay McCreary				
Date	Opponent	LSU Rank	Opp Rank	Results
11-26	Loyola (NO) (H)	NR	NR	W. 57-48
12- 2	TCU (H)	NR	NR	W. 83-58
12- 9	Rice (A)	NR	NR	L. 67-79
12-11	Texas (A)	NR	NR	W. 77-75

### Birmingham (Ala.) Classic

12-15	Auburn (N-BC)	NR	NR	L. 50-67
12-16	Alabama (N-BC)	NR	NR	W. 72-63
12-21	Arkansas (N-Sport) (ot)	NR	NR	L. 81-84

### Sugar Bowl Classic - New Orleans

12-29	Louisville (N-SBC)	NR	NR	W. 84-70
12-30	Miss. State (N-SBC)	NR	NR	L. 51-73
1- 6	Florida (H)	NR	NR	W. 74-57
1- 8	Georgia (H)	NR	NR	W. 76-57
1-12	Kentucky (A)	NR	#3	L. 63-84
1-13	Tennessee (A)	NR	NR	W. 73-61

1-16	Peru Olympic (H)*	NR	NR	W. 81-49
2- 1	Loyola (NO) (A)	NR	NR	W. 77-61
2- 3	Miss. State (H)	NR	#10	L. 66-87
2- 5	Ole Miss (H)	NR	NR	W. 70-59
2-10	Georgia Tech (A)	NR	NR	W. 52-51
2-12	Vanderbilt (A)	NR	NR	L. 67-70
2-17	Auburn (H)	NR	NR	L. 50-55
2-19	Alabama (H)	NR	NR	W. 69-60
2-22	Tulane (H)	NR	NR	W. 70-53
2-24	Miss. State (A)	NR	#5	L. 48-58
2-26	Ole Miss (A)	NR	NR	L. 68-74
3- 9	Tulane (A)	NR	NR	L. 69-84

## 1962-63 RECORD: 12-12, 5-9

Coach: Jay McCreary				
Date	Opponent	LSU Rank	Opp Rank	Results
12- 3	Loyola (NO) (H)	NR	NR	W. 79-66
12- 8	Rice (H)	NR	NR	W. 90-82
12-10	Texas (H)	NR	NR	W. 75-66
12-13	SMU (A)	NR	NR	L. 68-83
12-19	Arkansas (A-Little Rock)	NR	NR	W. 72-70
12-21	Texas A&M (A)	NR	NR	L. 61-67
12-22	Houston (A)	NR	NR	W. 74-73

### Hurricane Classic - Miami, Fla.

12-27	Pittsburgh (N-HC)	NR	NR	L. 73-96
12-28	Cornell (N-HC)	NR	NR	W. 55-48
1- 5	Florida (A)	NR	NR	W. 72-63
1- 7	Georgia (A) (ot)	NR	NR	L. 67-76
1-11	Kentucky (H)	NR	NR	L. 56-63
1-12	Tennessee (H) (ot)	NR	NR	W. 61-60
1-30	Loyola (NO) (A)	NR	NR	W. 72-69
2- 2	Miss. State (A)	NR	NR	L. 66-73
2- 4	Ole Miss (A)	NR	NR	L. 48-60
2- 8	Vanderbilt (H)	NR	NR	W. 63-56
2- 9	Georgia Tech (H)	NR	#6	W. 56-54
2-12	Tulane (H)	NR	NR	L. 57-59
2-16	Auburn (H)	NR	NR	L. 57-82
2-18	Alabama (A)	NR	NR	L. 71-75
2-23	Miss. State (H)	NR	#8	L. 64-99
2-25	Ole Miss (H)	NR	NR	W. 80-61
3- 1	Tulane (A)	NR	NR	L. 65-77

## 1963-64 RECORD: 12-13, 8-6

Coach: Jay McCreary				
Date	Opponent	LSU Rank	Opp Rank	Results
12- 2	Loyola (NO) (H)	NR	NR	W. 80-67
12- 5	SMU (H)	NR	NR	W. 66

# Year-by-Year Results

INTRO

THIS IS LSU

TIGERS

COACHES

REVIEW

PREVIEW

RECORDS

HISTORY

LSU

MEDIA

## COACH FRANK TRUITT 1 SEASON • 1965-66 6-20 (.231)

### 1965-66 RECORD: 6-20, 2-14

Coach: Frank Truitt				
Date	Opponent	LSU Rank	Opp Rank	Results
12-1	Loyola (NO) (H)	NR	NR	L, 61-72
12-6	Texas (A)	NR	NR	W, 76-66
12-9	Loyola (NO) (A)	NR	NR	W, 88-84
12-10	SMU (H)	NR	NR	W, 91-88
12-15	Houston (A)	NR	NR	L, 87-110
12-16	Rice (A)	NR	NR	W, 85-80
12-23	Stanford (A)	NR	NR	L, 69-91
<b>Los Angeles Classic</b>				
12-27	UCLA (A-LAC)	NR	NR	L, 89-95
12-29	St. John's (N-LAC)	NR	NR	L, 62-102
12-30	Northwestern (N-LAC)	NR	NR	L, 86-92
1-1	Georgia (A)	NR	NR	L, 52-82
1-3	Ole Miss (A)	NR	NR	L, 80-81
1-8	Auburn (H)	NR	NR	L, 66-74
1-10	Miss. State (H)	NR	NR	L, 71-74
1-24	Kentucky (A)	NR	#2	L, 85-111
1-29	Vanderbilt (A)	NR	#4	L, 66-98
1-31	Tennessee (A)	NR	NR	L, 59-87
2-2	Tulane (H)	NR	NR	L, 69-82
2-5	Miss. State (A)	NR	NR	L, 61-66
2-7	Alabama (A)	NR	NR	L, 62-66
2-12	Ole Miss (H)	NR	NR	W, 92-68
2-14	Tennessee (H)	NR	NR	L, 64-74
2-19	Alabama (H)	NR	NR	L, 73-81
2-26	Vanderbilt (H)	NR	#5	L, 84-102
2-28	Florida (H)	NR	NR	W, 86-73
3-5	Tulane (A)	NR	NR	L, 78-86

## COACH PRESS MARAVICH 6 SEASONS • 1966-1972 76-82 (.469)

### 1966-67 RECORD: 3-23, 1-17

Coach: Press Maravich				
Date	Opponent	LSU Rank	Opp Rank	Results
12-1	SE Louisiana (H)	NR	NR	L, 88-89
12-3	Tampa (A)	NR	NR	W, 74-72
12-6	Texas (H)	NR	NR	L, 78-114
12-9	Loyola (NO) (A) (2 ot)	NR	NR	L, 86-87
12-14	Tulane (H)	NR	NR	W, 93-83
12-17	Miss. State (A)	NR	NR	L, 84-98
12-19	Ole Miss (A)	NR	NR	L, 67-74
<b>Poinsettia Classic - Greenville, S.C.</b>				
12-29	Clemson (N-PC)	NR	NR	L, 82-92
12-30	Rice (N-PC)	NR	NR	L, 69-88
1-3	Auburn (A)	NR	NR	L, 59-70
1-7	Florida (H)	NR	NR	L, 70-87
1-9	Georgia (H)	NR	NR	W, 87-85
1-12	Tulane (A)	NR	NR	L, 89-99
1-14	Alabama (A) (ot)	NR	NR	L, 74-76
1-28	Kentucky (A)	NR	NR	L, 72-102
1-30	Vanderbilt (A)	NR	#9	L, 77-79
2-4	Kentucky (A)	NR	NR	L, 84-105
2-6	Tennessee (H)	NR	NR	L, 59-76
2-8	Auburn (H)	NR	NR	L, 63-80
2-11	Florida (A)	NR	NR	L, 71-95
2-13	Georgia (A)	NR	NR	L, 65-78
2-18	Alabama (H)	NR	NR	L, 77-86
2-20	Miss. State (H)	NR	NR	L, 64-66
2-25	Ole Miss (H)	NR	NR	L, 77-89
3-4	Tennessee (A)	NR	NR	L, 60-87
3-6	Vanderbilt (A)	NR	#8	L, 66-75

### 1967-68 RECORD: 14-12, 8-10

Coach: Press Maravich				
Date	Opponent	LSU Rank	Opp Rank	Results
12-2	Tampa (H)	NR	NR	W, 97-81
12-4	Texas (A)	NR	NR	W, 87-74
12-9	Loyola (NO) (H)	NR	NR	W, 90-56
<b>Milwaukee Classic</b>				
12-15	Wisconsin (A-MC)	NR	NR	L, 94-96
12-16	Florida State (N-MC)	NR	NR	L, 100-130
12-19	Ole Miss (H)	NR	NR	W, 81-68
12-22	Miss. State (H)	NR	NR	W, 111-87
12-30	Alabama (H)	NR	NR	W, 81-70
1-3	Auburn (H)	NR	NR	W, 76-72
1-6	Florida (A)	NR	NR	L, 90-97
1-8	Georgia (A)	NR	NR	W, 79-76
1-11	Tulane (A)	NR	NR	W, 100-91
1-24	Clemson (H)	NR	NR	W, 104-81
1-27	Kentucky (H)	NR	#9	L, 95-121
1-29	Vanderbilt (H)	NR	#7	L, 91-99
2-3	Kentucky (A)	NR	#10	L, 96-109
2-5	Tennessee (H)	NR	#6	L, 67-87
2-7	Auburn (A)	NR	NR	L, 69-74
2-10	Florida (H) (ot)	NR	NR	W, 93-92
2-12	Georgia (H)	NR	NR	L, 73-78
2-17	Alabama (A)	NR	NR	W, 99-89
2-19	Miss. State (A)	NR	NR	W, 94-83
2-21	Tulane (H)	NR	NR	W, 99-92
2-24	Ole Miss (A)	NR	NR	L, 85-87
3-2	Tennessee (A)	NR	NR	L, 71-74
3-4	Vanderbilt (A)	NR	NR	L, 86-115

## 1968-69 RECORD: 13-13, 7-11

Coach: Press Maravich				
Date	Opponent	LSU Rank	Opp Rank	Results
12-2	Loyola (NO) (A)	NR	NR	W, 109-82
12-7	Clemson (A)	NR	NR	W, 86-85
12-14	Tulane (H) (2 ot)	NR	NR	L, 99-101
12-18	Florida (H) (ot)	NR	NR	W, 93-89
12-21	Georgia (H)	NR	NR	W, 98-89
<b>All-College Tournament - Oklahoma City</b>				
12-26	Wyoming (N-ACT)	NR	NR	W, 84-78
12-28	Oklahoma City (A-ACT)	NR	NR	W, 101-85
12-30	Duquesne (N-ACT)	NR	NR	W, 94-91
1-4	Alabama (A)	NR	NR	L, 82-85
1-9	Vanderbilt (A)	NR	NR	L, 92-94
1-11	Auburn (A)	NR	NR	L, 71-90
1-25	Kentucky (H)	NR	#5	L, 96-108
1-27	Tennessee (H)	NR	NR	L, 68-81
1-31	Pittsburgh (H)	NR	NR	W, 120-79
2-1	Ole Miss (H) (ot)	NR	NR	L, 81-84
2-3	Miss. State (H)	NR	NR	W, 95-71
2-8	Alabama (H)	NR	NR	W, 81-75
2-10	Tulane (A)	NR	NR	L, 94-110
2-12	Florida (A)	NR	NR	L, 79-95
2-15	Auburn (H)	NR	NR	W, 93-81
2-17	Vanderbilt (H)	NR	NR	L, 83-85
2-22	Kentucky (A)	NR	#6	L, 89-103
2-24	Tennessee (A)	NR	#17	L, 63-87
3-1	Ole Miss (A)	NR	NR	L, 76-78
3-3	Miss. State (A)	NR	NR	W, 99-89
3-8	Georgia (A) (2 ot)	NR	NR	W, 90-80

## NIT Final Four

### 1969-70 RECORD: 22-10, 13-5

Coach: Press Maravich				
Date	Opponent	LSU Rank	Opp Rank	Results
12-1	Athletes in Action (H)*			W, 71-68
12-4	Oregon State (H)	NR	NR	W, 94-72
12-9	Loyola (NO) (H)	NR	NR	W, 100-87
12-11	Vanderbilt (H)	NR	NR	W, 109-86
12-13	Tulane (A)	NR	NR	W, 97-91
12-18	S. California (H)	#15	#13	L, 98-101
12-20	Clemson (A)	#15	NR	W, 111-103
12-22	Oregon State (A)	#15	NR	W, 76-68
12-23	UCLA (A)	NR	#2	L, 84-133
<b>Rainbow Classic - Honolulu, Hawaii</b>				
12-27	SUB PAC (A-RC)*			W, 88-80
12-29	St. John's (N-RC)	NR	NR	W, 80-70
12-30	Yale (N-RC)	NR	NR	L, 94-97
1-3	Alabama (H)	NR	NR	W, 90-83
1-10	Auburn (H)	NR	NR	L, 70-79
1-24	Kentucky (A)	NR	#2	L, 96-109
1-26	Tennessee (H)	NR	NR	W, 71-59
1-31	Ole Miss (H)	NR	NR	W, 109-86
2-2	Miss. State (H)	NR	NR	W, 109-91
2-4	Florida (A)	NR	NR	W, 97-75
2-7	Alabama (A)	NR	NR	L, 104-106
2-9	Tulane (H)	NR	NR	W, 127-114
2-11	Florida (H)	NR	NR	W, 94-85
2-14	Vanderbilt (A)	NR	NR	W, 99-89
2-16	Auburn (A)	NR	NR	W, 70-64
2-18	Georgia (H)	NR	NR	W, 88-86
2-21	Kentucky (H)	NR	#2	L, 105-121
2-23	Tennessee (A)	NR	NR	L, 87-88
2-28	Ole Miss (A)	NR	NR	W, 103-90
3-2	Miss. State (A)	NR	NR	W, 97-87
3-7	Georgia (A)	NR	NR	W, 99-88
<b>NIT - New York City</b>				
3-15	Georgetown (N)	NR	NR	W, 83-82
3-17	Oklahoma (N)	NR	NR	W, 97-94
3-19	Marquette (N)	NR	#8	L, 79-101
3-21	Army (N)	NR	NR	L, 68-75

### 1970-71 RECORD: 14-12, 10-8

Coach: Press Maravich				
Date	Opponent	LSU Rank	Opp Rank	Results
12-1	Loyola (A)	NR	NR	W, 109-103
12-16	Tulane (H)	NR	NR	W, 94-79
12-18	Florida (H)	NR	NR	W, 87-77
12-21	Georgia (H)	NR	NR	W, 97-76
<b>All-College Tournament - Oklahoma City</b>				
12-26	DePaul (N-ACT)	NR	NR	W, 91-72
12-28	Montana St. (N-ACT)	NR	NR	W, 89-77
12-30	Utah State (N-ACT)	NR	#19	L, 81-97
1-2	S. California (A) (ot)	NR	#4	L, 76-80
1-4	Alabama (A)	NR	NR	L, 87-101
1-7	Baylor (H)	NR	NR	L, 83-90
1-9	Auburn (A)	NR	NR	W, 106-92
1-23	Kentucky (H)	NR	#12	L, 79-82
1-25	Tennessee (H)	NR	#8	W, 80-70
1-30	Ole Miss (H)	NR	NR	L, 90-113
2-1	Miss. State (H)	NR	NR	W, 90-71
2-3	Tulane (A)	NR	NR	L, 86-93
2-6	Alabama (H)	NR	NR	W, 107-78
2-10	Florida (A)	NR	NR	W, 86-74
2-13	Vanderbilt (H)	NR	NR	L, 75-81
2-15	Auburn (H)	NR	NR	W, 114-94
2-20	Kentucky (A)	NR	#12	L, 73-110
2-22	Tennessee (A)	NR	NR	L, 67-88
2-27	Ole Miss (A)	NR	NR	L, 54-62
3-1	Miss. State (A)	NR	NR	L, 70-78
3-4	Vanderbilt (A)	NR	NR	W, 87-85
3-6	Georgia (A)	NR	NR	W, 69-66

## 1971-72 RECORD: 10-16, 6-12

Coach: Press Maravich				
Date	Opponent	LSU Rank	Opp Rank	Results
12-6	Baylor (A)	NR	NR	L, 77-81
12-20	Georgia (A)	NR	NR	L, 95-115
12-22	Florida (A)	NR	NR	L, 81-92
<b>Astro-Bluebonnet - Houston, Texas</b>				
12-27	Houston (A-ABC)	NR	NR	L, 66-100
12-28	Texas A&M (N-ABC)	NR	NR	L, 68-73
1-3	Vanderbilt (H)	NR	NR	L, 73-80
1-6	Georgetown (H)	NR	NR	W, 90-71
1-8	Loyola (NO) (H)	NR	NR	W, 103-85
1-10	Alabama (H)	NR	NR	L, 80-101
1-12	Memphis State (A)	NR	NR	L, 65-82
1-15	Auburn (H)	NR	NR	L, 73-77
1-17	Tulane (H)	NR	NR	W, 76-58
1-22	Georgia (H)	NR	NR	W, 69-68
1-24	Florida (H)	NR	NR	W, 84-73
1-29	Kentucky (A)	NR	NR	L, 71-89
1-31	Tennessee (A)	NR	NR	W, 63-62
2-5	Ole Miss (H)	NR	NR	W, 67-66
2-7	Miss. State (H)	NR	NR	W, 62-60
2-9	Tulane (A)	NR	NR	W, 75-71
2-12	Alabama (A) (4 ot)	NR	NR	L, 99-103
2-14	Auburn (H)	NR	NR	L, 77-85
2-19	Vanderbilt (A)	NR	NR	L, 83-104
2-26	Kentucky (H)	NR	#18	W, 88-71
2-28	Tennessee (H)	NR	NR	L, 66-78
3-2	Miss. State (A)	NR	NR	L, 71-89
3-4	Ole Miss (A)	NR	NR	L, 78-101

## COACH DALE BROWN 25 SEASONS • 1972-1997 448-301 (.598)

### 1972-73 RECORD: 14-10, 9-9

Coach: Dale Brown				
Date	Opponent	LSU Rank	Opp Rank	Results
11-27	U of Americas (Mex)*			L, 83-87
11-28	U of Americas (Mex)*			W, 69-57
12-5	Memphis State (H)	NR	#11	W, 94-81
12-16	Georgia (H)	NR	NR	L, 62-66
12-22	Florida (H)	NR	NR	W, 67-54
<b>Big Blue Classic - Logan, Utah</b>				
12-29	Utah State (A-BBC)	NR	NR	L, 83-104
12-20	Weber State (N-BBC)	NR	NR	W, 82-80
1-2	Vanderbilt (H)	NR	#11	L, 66-71
1-6	Alabama (A)	NR	#14	L, 66-77
1-13	Auburn (A)	NR	NR	W, 79-60
1-20	Georgia (A)	NR	NR	W, 56-55
1-22	Florida (A)	NR	NR	L, 70-73
1-27	Kentucky (H)	NR	NR	L, 71-86
1-29	Tennessee (H)	NR	NR	L, 71-73
2-3	Ole Miss (A)	NR	NR	L, 59-84
2-5	Miss. State (A)	NR	NR	W, 84-78
2-8	Tulane (A)	NR	NR	W, 92-83
2-10	Alabama (H)	NR	#6	W, 72-70
2-12	Auburn (H)	NR	NR	W, 76-74
2-14	Tulane (H)	NR	NR	W,

INTRO  
THIS IS LSU  
TIGERS  
COACHES  
REVIEW  
PREVIEW  
RECORDS  
HISTORY  
LSU  
MEDIA

1974-75 RECORD: 10-16, 6-12

**Coach: Dale Brown**

Date	Opponent	LSU Rank	Opp Rank	Results
11-16	Czechoslovakia (H)*			W, 88-78
11-29	S. California (A)	NR	#10	L, 87-100
11-30	Stanford (A)	NR	NR	L, 80-92
12-4	Tulane (H)	NR	NR	W, 80-78
12-18	Tulane (A)	NR	NR	W, 84-82
<b>Carolina Classic - Columbia, S.C.</b>				
12-20	Duke (N-CC)	NR	NR	W, 105-95
12-21	S. Carolina (A-CC)	NR	#14	L, 64-77
12-27	St. Peter's (H)	NR	NR	W, 113-101
12-28	Texas (H)	NR	NR	L, 63-78
1-4	Kentucky (A)	NR	#9	L, 80-115
1-6	Florida (H)	NR	NR	W, 92-91
1-11	Vanderbilt (A)	NR	NR	L, 82-91
1-16	Miss. State (H)	NR	NR	L, 84-93
1-18	Alabama (A)	NR	#7	L, 67-93
1-20	Georgia (A)	NR	NR	W, 90-89
1-25	Auburn (H)	NR	#20	L, 78-87
1-27	Tennessee (A)	NR	NR	L, 79-99
2-1	Ole Miss (H)	NR	NR	W, 94-86
2-3	Kentucky (H)	NR	#5	L, 76-77
2-8	Florida (A)	NR	NR	L, 76-92
2-10	Vanderbilt (H)	NR	NR	L, 74-83
2-15	Miss. State (A)	NR	NR	L, 71-79
2-17	Alabama (H)	NR	#7	L, 76-80
2-22	Georgia (H) (ot)	NR	NR	W, 96-90
2-24	Auburn (A)	NR	NR	L, 96-110
3-1	Tennessee (H)	NR	NR	W, 94-87
3-8	Ole Miss (A)	NR	NR	W, 91-86

1975-76 RECORD: 12-14, 5-13

**Coach: Dale Brown**

Date	Opponent	LSU Rank	Opp Rank	Results
11-18	Yugoslavia (H)*			W, 100-90
<b>La. Classic - Baton Rouge</b>				
11-28	CCNY (H-LC)	NR	NR	W, 109-73
11-29	California (H-LC)	NR	NR	W, 85-68
12-3	Tulane (A)	NR	NR	W, 79-65
12-6	Nevada-Reno (H)	NR	NR	W, 94-74
12-23	Farleigh-Dickinson (H)	NR	NR	W, 93-70
12-22	Cornell (H)	NR	NR	W, 87-71
12-27	Stanford (H)	NR	NR	W, 89-85
12-30	DePaul (H)	NR	NR	L, 67-70
1-3	Auburn (H)	NR	NR	L, 86-102
1-5	Florida (H)	NR	NR	W, 85-79
1-10	Ole Miss (H)	NR	NR	W, 100-75
1-17	Alabama (A)	NR	#11	L, 75-113
1-19	Miss. State (A)	NR	NR	L, 83-90
1-24	Georgia (H)	NR	NR	L, 79-83
1-26	Tennessee (H)	NR	#10	L, 92-105
1-31	Vanderbilt (A)	NR	NR	L, 90-103
2-2	Kentucky (A)	NR	NR	L, 71-85
2-7	Ole Miss (A)	NR	NR	W, 67-57
2-14	Alabama (H)	NR	#11	L, 74-78
2-16	Miss. State (H)	NR	NR	W, 80-69
2-21	Georgia (A)	NR	NR	L, 70-75
2-23	Tennessee (A)	NR	#9	L, 71-80
2-28	Vanderbilt (H)	NR	NR	W, 89-75
3-1	Kentucky (H)	NR	NR	L, 70-85
3-6	Auburn (A)	NR	NR	L, 80-90
3-8	Florida (A)	NR	NR	L, 81-94

1976-77 RECORD: 15-12, 8-10

**Coach: Dale Brown**

Date	Opponent	LSU Rank	Opp Rank	Results
11-19	Athletes in Action (H)*			L, 53-76
11-26	Tulane (H)	NR	NR	W, 94-85
12-4	S. California (H)	NR	NR	W, 87-76
12-6	Samford (H)	NR	NR	W, 100-89
12-8	Niagara (H)	NR	NR	W, 82-68
12-17	Oklahoma City (H)	NR	NR	W, 89-77
12-20	Pacific (A)	NR	NR	L, 76-89
12-22	California (A)	NR	NR	W, 69-67
12-27	Montana St. (H)	NR	NR	W, 101-80
12-28	Villanova (H)	NR	NR	L, 68-76
1-3	Ole Miss (H)	NR	NR	W, 75-68
1-8	Alabama (A)	NR	#4	L, 77-80
1-12	Miss. State (A)	NR	NR	L, 77-80
1-15	Tennessee (H)	NR	NR	L, 102-108
1-17	Georgia (H)	NR	NR	W, 97-77
1-22	Kentucky (A)	NR	#6	L, 72-87
1-24	Vanderbilt (A)	NR	#20	L, 61-78
1-29	Auburn (H)	NR	NR	W, 77-73
1-31	Florida (H)	NR	NR	L, 68-83
2-5	Alabama (H) (ot)	NR	#8	L, 70-77
2-7	Miss. State (H)	NR	NR	W, 71-66
2-12	Tennessee (A)	NR	#11	L, 64-91
2-14	Georgia (A)	NR	NR	W, 75-69
2-19	Kentucky (H)	NR	#2	L, 76-90
2-21	Vanderbilt (H)	NR	NR	W, 95-74
2-26	Auburn (A)	NR	NR	W, 86-76
2-28	Florida (A)	NR	NR	W, 79-74
3-5	Ole Miss (A)	NR	NR	L, 68-90

1977-78 RECORD: 18-9, 12-6

**Coach: Dale Brown**

Date	Opponent	LSU Rank	Opp Rank	Results
11-15	Soviet Union (H)* (2 ot)			W, 99-96
11-28	New Orleans (H)	NR	NR	L, 69-73
11-30	Washington (H)	NR	NR	W, 83-58
12-3	Oral Roberts (A)	NR	NR	W, 68-60
12-5	Texas (A)	NR	NR	L, 66-82
12-7	Tulane (H)	NR	NR	W, 120-88

12-18	Tulane (A)	NR	NR	W, 83-74
12-21	DePaul (H)	NR	NR	W, 68-67
12-22	Rice (H)	NR	NR	W, 97-68
12-29	Arkansas (H)	NR	#3	L, 62-67
1-2	Miss. State (A) (ot)	NR	NR	L, 82-84
1-4	Alabama (A)	NR	NR	L, 67-70
1-7	Georgia (H)	NR	NR	W, 96-78
1-9	Tennessee (H)	NR	NR	W, 121-87
1-14	Kentucky (A)	NR	#1	L, 76-96
1-16	Vanderbilt (A)	NR	NR	W, 77-55
1-21	Florida (H)	NR	NR	L, 70-74
1-23	Auburn (H)	NR	NR	W, 90-79
1-28	Ole Miss (A)	NR	NR	W, 74-61
2-4	Georgia (A)	NR	NR	W, 89-68
2-6	Tennessee (A)	NR	NR	W, 101-86
2-11	Kentucky (H) (ot)	NR	#1	W, 95-94
2-13	Vanderbilt (H)	NR	NR	W, 80-73
2-18	Florida (A)	NR	NR	L, 72-73
2-20	Auburn (A) (ot)	NR	NR	W, 101-95
2-25	Ole Miss (H)	NR	NR	W, 94-75
3-4	Miss. State (H)	NR	NR	L, 67-68
3-6	Alabama (H)	NR	NR	W, 103-85

SEC Champions

1978-79 RECORD: 23-6, 14-4

**Coach: Dale Brown**

Date	Opponent	LSU Rank	Opp Rank	Results
11-3	Australia (H)*			W, 90-65
11-24	St. Francis (H)	#14	NR	W, 112-81
11-27	UNO (A)	#14	NR	W, 64-42
12-1	Oral Roberts (H)	#11	NR	W, 91-75
12-4	Tulane (H)	#11	NR	W, 109-85
12-9	Tulane (A)	#12	NR	W, 98-88
12-18	Montana St. (H)	#11	NR	W, 99-89
<b>At Madison Square Garden</b>				
12-21	Army (N-MSG)	#10	NR	W, 83-77
12-29	Colgate (H)	#7	NR	W, 100-73
1-3	Georgia (H)	#7	NR	W, 97-75
1-6	Kentucky (A)	#7	#9	W, 93-89
1-8	Vanderbilt (A)	#7	NR	L, 87-88
1-10	Alabama (A)	#5	NR	L, 76-90
1-13	Florida (H)	#5	NR	W, 80-72
1-15	Auburn (H)	#5	NR	W, 94-82
1-20	Ole Miss (A) (ot)	#9	NR	W, 70-69
1-24	Tennessee (H)	#9	NR	W, 77-75
1-27	Georgia (A)	#9	NR	L, 88-93
1-29	Tennessee (A)	#9	NR	W, 84-78
2-3	Kentucky (H)	#9	NR	W, 70-61
2-5	Vanderbilt (H)	#9	#16	W, 92-71
2-8	Miss. State (A)	#8	NR	W, 52-48
2-10	Florida (A) (ot)	#8	NR	W, 88-82
2-12	Auburn (A)	#8	NR	W, 78-68
2-17	Ole Miss (H)	#6	NR	W, 67-62
2-22	Alabama (H)	#5	NR	W, 86-66
2-24	Miss. State (H)	#5	NR	L, 57-65
<b>SEC Tournament - Birmingham, Ala.</b>				
3-2	Kentucky (N)	#8	NR	L, 67-80
<b>NCAA Tournament - Bloomington, Ind.</b>				
3-10	Appalachian St. (N)	#9	NR	W, 71-57
<b>NCAA Tournament - Indianapolis, Ind.</b>				
3-16	Michigan St. (N)	#7	#3	L, 71-87

SEC Tournament Champions

1979-80 RECORD: 26-6, 14-4

**Coach: Dale Brown**

Date	Opponent	LSU Rank	Opp Rank	Results
11-13	Yugoslavia (H)*			W, 82-79
12-1	Florida (H)	#7	NR	W, 112-81
12-3	UNO (H)	#7	NR	W, 104-78
12-5	Tulane (A)	#6	NR	W, 80-79
12-15	Maine (H)	#6	NR	W, 103-81
12-20	Arkansas (A-Little Rock)	#7	#20	W, 56-55
12-22	Tulane (H)	#7	NR	W, 95-85
12-28	Boston U. (H)	#5	NR	W, 92-72
12-29	Delaware (H)	#5	NR	W, 92-64
1-2	Vanderbilt (A)	#4	NR	L, 66-77
1-5	Miss. State (H)	#4	NR	W, 80-58
1-7	Alabama (H)	#4	NR	L, 56-57
1-12	Georgia (A)	#6	NR	L, 72-73
1-16	Auburn (H)	#14	NR	W, 93-82
1-19	Tennessee (A)	#14	NR	W, 75-74
1-20	DePaul (A)	#14	#1	L, 75-78
1-23	Ole Miss (H)	#11	NR	W, 72-66
1-26	Florida (A)	#11	NR	W, 66-58
1-28	Kentucky (A)	#11	#5	W, 65-60
1-30	Vanderbilt (H)	#10	NR	W, 83-81
2-2	Miss. State (A)	#10	NR	W, 75-63
2-6	Alabama (A) (ot)	#7	NR	W, 68-66
2-9	Georgia (H)	#7	NR	W, 96-77
2-13	Auburn (A)	#6	NR	W, 50-44
2-16	Tennessee (H)	#6	NR	W, 73-66
2-21	Ole Miss (A)	#5	NR	W, 77-74
2-24	Kentucky (H) (ot)	#5	#3	L, 74-76
<b>SEC Tournament - Birmingham, Ala.</b>				
2-28	Florida (N)	#5	NR	W, 95-82
2-29	Alabama (N)	#5	NR	W, 73-66
3-1	Kentucky (N)	#5	#2	W, 80-78
<b>NCAA Tournament - Denton, Texas</b>				
3-9	Alcorn State (N)	#3	NR	W, 98-88
<b>NCAA Regional - Houston, Texas</b>				
3-14	Missouri (N)	#3	#16	W, 68-63
3-16	Louisville (N)	#3	#3	L, 66-86

SEC Champions  
NCAA Final Four

1980-81 RECORD: 31-5, 17-1

**Coach: Dale Brown**

Date	Opponent	LSU Rank	Opp Rank	Results
11-13	Airliners (H)*			W, 91-87
<b>Great Alaskan Shootout</b>				
11-28	Colgate (N-GAS)	#12	NR	W, 79-61
11-29	Arkansas (N-GAS)	#12	#20	L, 76-86
11-30	Georgetown (N-GAS)	#12	#16	W, 76-67
12-6	Tulane (H)	#15	NR	W, 119-81
12-13	Nevada-Las Vegas(H)	#11	NR	W, 87-73
12-18	UNO (A)	#10	NR	W, 96-66
12-20	Tulane (A)	#10	NR	W, 86-72
12-22	Xavier (H)	#10	NR	W, 78-62
12-29	UNC-Wilmington (H)	#10	NR	W, 100-68
12-30	St. Francis (H)	#10	NR	W, 91-65
1-3	Florida (A)	#10	NR	W, 92-66
1-7	Vanderbilt (H)	#9	NR	W, 77-61
1-10	Miss. State (A)	#9	NR	W, 81-69
1-14	Alabama (A)	#6	NR	W, 59-56
1-17	Georgia (H)	#6	NR	W, 78-65
1-19	Kentucky (H)	#6	#3	W, 81-67
1-21	Auburn (A)	#5	NR	W, 74-64
1-24	Tennessee (H)	#5	NR	W, 80-63
1-28	Ole Miss (A)	#4	NR	W, 63-5

- INTRO**
- THIS IS LSU**
- TIGERS**
- COACHES**
- REVIEW**
- PREVIEW**
- RECORDS**
- HISTORY**
- LSU**
- MEDIA**

1-17	UNC-Wilmington (H)	NR	NR	W, 70-55
1-22	Alabama (A)	NR	NR	L, 70-75
1-24	Miss. State (A)	NR	NR	L, 65-80
1-29	Auburn (H)	NR	NR	L, 62-64
2-1	Florida (H)	NR	NR	W, 78-69
2-5	Georgia (A)	NR	#19	W, 70-59
2-7	Tennessee (A)	NR	NR	L, 63-66
2-12	Ole Miss (H)	NR	NR	W, 72-63
2-19	Alabama (H)	NR	NR	L, 67-71
2-21	Miss. State (H)	NR	NR	W, 86-73
2-26	Auburn (A)	NR	NR	W, 87-61
2-28	Florida (A)	NR	NR	W, 91-87
3-3	Vanderbilt (H)	NR	NR	W, 66-53
3-5	Kentucky (H)	NR	#7	W, 74-60

**SEC Tournament - Birmingham, Ala.**

3-11	Tennessee (N)	NR	NR	L, 71-74
------	---------------	----	----	----------

**National Invitation Tournament**

3-16	New Orleans (H) (ot)	NR	NR	L, 94-99
------	----------------------	----	----	----------

**1983-84 RECORD: 18-11, 11-7**

**Coach: Dale Brown**

Date	Opponent	LSU Rank	Opp Rank	Results
11-11	Houston Flyers (H)*			W, 104-89
11-26	New Orleans (A)	#11	NR	W, 67-59
11-28	UNC-Wilmington (A)	#11	NR	W, 94-59
12-1	Washington (H)	#12	NR	W, 51-48
12-3	Texas A&M (N-Houston)	#12	NR	W, 75-65
12-6	Houston (H)	#9	#6	L, 91-100
12-19	Houston Baptist (H)	#10	NR	W, 60-59
12-21	Pan American (H)	#11	NR	W, 81-70
1-1	Vanderbilt (H)	#9	NR	W, 73-66
1-5	Georgia (A)	#9	NR	W, 81-77
1-7	Kentucky (H)	#9	#2	L, 80-96
1-10	Tennessee (A)	#11	NR	L, 69-70
1-14	Ole Miss (H)	#11	NR	W, 93-70
1-16	U.S. International (H)	#11	NR	W, 104-66
1-21	Alabama (H)	#15	NR	W, 85-84
1-23	Miss. State (H)	#15	NR	W, 80-64
1-27	Auburn (A)	#10	NR	L, 78-80
1-29	North Carolina (A)	#10	#1	L, 79-90
2-1	Florida (A)	#14	NR	L, 60-78
2-4	Georgia (H) (ot)	#14	NR	W, 69-68
2-6	Tennessee (H) (ot)	#14	NR	W, 61-59
2-12	Ole Miss (A)	#20	NR	W, 65-61
2-17	Alabama (A) (ot)	#17	NR	L, 49-51
2-20	Miss. State (A)	#17	NR	W, 85-70
2-25	Auburn (H)	NR	NR	W, 81-80
2-27	Florida (H)	NR	NR	W, 77-73
3-3	Vanderbilt (A)	NR	NR	L, 68-74
3-5	Kentucky (A)	NR	#3	L, 68-90

**SEC Tournament - Nashville, Tenn.**

3-11	Alabama (N)	NR	NR	L, 70-72
------	-------------	----	----	----------

**NCAA Tournament - Salt Lake City**

3-16	Dayton (N)	NR	NR	L, 66-74
------	------------	----	----	----------

## SEC Champions

**1984-85 RECORD: 19-10, 13-5**

**Coach: Dale Brown**

Date	Opponent	LSU Rank	Opp Rank	Results
11-8	China (H)*	#14	NR	W, 90-65
11-28	Loyola (Chicago) (H)	#16	NR	W, 102-96
12-1	Oral Roberts (A)	#16	NR	W, 74-71
12-3	Texas (H)	#16	NR	W, 87-79
12-5	Ole Miss (H)	#13	NR	W, 89-64
12-8	Houston (A)	#13	NR	L, 73-81
12-21	New Orleans (H)	#19	NR	W, 78-64
12-22	UNC-Wilmington (H)	#19	NR	W, 88-65
12-28	Utah State (H)	#18	NR	W, 103-71
12-30	Alabama (H)	#18	NR	W, 63-61
1-2	Georgia (A)	#14	NR	W, 79-74
1-5	Miss. State (A)	#14	NR	L, 69-83
1-9	Alabama (A)	NR	NR	L, 67-89
1-12	Tennessee (H)	NR	NR	W, 75-65
1-17	Ole Miss (A)	NR	NR	L, 65-68
1-19	Vanderbilt (A)	NR	NR	W, 69-68
1-23	Florida (H)	NR	NR	W, 86-68
1-26	Auburn (H)	NR	NR	W, 80-62
1-31	Kentucky (A)	NR	NR	L, 43-53
2-2	Georgia (H)	NR	NR	L, 58-59
2-6	Miss. State (H)	NR	NR	W, 80-65
2-10	North Carolina (H)	NR	#15	L, 70-75
2-14	Tennessee (A)	NR	NR	W, 87-82
2-16	Syracuse (A)	NR	#8	L, 64-76
2-20	Vanderbilt (H)	NR	NR	W, 64-55
2-23	Florida (A)	NR	NR	W, 61-59
2-27	Auburn (A)	NR	NR	W, 78-73
3-2	Kentucky (H)	NR	NR	W, 67-61

**SEC Tournament - Birmingham, Ala.**

3-7	Auburn (N)	#19	NR	L, 55-58
-----	------------	-----	----	----------

**NCAA Tournament - Dayton, Ohio**

3-15	Navy (N)	#20	NR	L, 55-78
------	----------	-----	----	----------

## NCAA Final Four

**1985-86 RECORD: 26-12, 9-9**

**Coach: Dale Brown**

Date	Opponent	LSU Rank	Opp Rank	Results
11-15	Brewster Heights (H)*			W, 131-82
11-22	Montana State (H)	#14	NR	W, 84-59
11-27	Washington (A)	#12	NR	W, 70-61
11-30	BYU-Hawaii (A)	#12	NR	W, 89-71
12-1	Hawaii-Pacific (A)	#12	NR	W, 101-89
12-2	Hawaii-Loa (A)	#12	NR	W, 77-68
12-3	Hawaii-Hilo (A)	#11	NR	W, 70-61

12-14	Hardin-Simmons (H)	#11	NR	W, 87-71
12-16	Lamar (A)	#11	NR	W, 74-57
12-17	Texas (A)	#9	NR	W, 72-65

**LSU Invitational**

12-20	SE Louisiana (H-LSU)	#9	NR	W, 82-61
12-21	Southern (H-LSU)	#9	NR	W, 91-83
12-30	Oral Roberts (H)	#9	NR	W, 82-64
1-2	Georgia (H)	#8	NR	W, 85-73
1-4	Miss. State (H)	#8	NR	W, 90-74
1-9	Alabama (A)	#8	NR	L, 67-83
1-11	Tennessee (A)	#8	NR	L, 77-88
1-13	Ole Miss (H)	#8	NR	W, 86-68
1-18	Vanderbilt (H)	#14	NR	W, 84-67
1-22	Florida (A)	#14	NR	L, 65-74
1-29	Kentucky (H)	#17	#8	L, 52-54
2-1	Georgia (A)	#17	NR	L, 76-92
2-2	Georgetown (A)	#17	#12	L, 72-74
2-4	Auburn (A)	NR	NR	W, 63-61
2-5	Miss. State (A)	NR	NR	W, 68-62
2-9	Alabama (H)	NR	#20	L, 71-80
2-12	Tennessee (H)	NR	NR	W, 75-50
2-15	Ole Miss (A)	NR	NR	L, 57-58
2-20	Vanderbilt (A)	NR	NR	W, 74-68
2-22	Florida (H)	NR	NR	W, 80-69
2-26	Auburn (H)	NR	NR	L, 86-92
3-1	Kentucky (A)	NR	#5	L, 57-68

**SEC Tournament - Lexington, Ky.**

3-6	Florida (N)	NR	NR	W, 72-66
3-7	Kentucky (A)	NR	#4	L, 58-61

**NCAA Tournament - Baton Rouge**

3-13	Purdue (H) (2 OT)	NR	NR	W, 94-87
3-15	Memphis State (H)	NR	#12	W, 83-81

**NCAA SE Regional - Atlanta**

3-20	Georgia Tech (A)	NR	#6	W, 70-64
3-22	Kentucky (N)	NR	#3	W, 59-57

**NCAA Final Four - Dallas**

3-29	Louisville (N)	NR	#7	L, 77-88
------	----------------	----	----	----------

## 1986-87 RECORD: 24-15, 8-10

**Coach: Dale Brown**

Date	Opponent	LSU Rank	Opp Rank	Results
11-14	Continental (H)*			W, 86-76

**Pre-Season NIT**

11-21	TCU (H-NIT)	NR	NR	L, 74-83
12-4	Arkansas State (H)	NR	NR	W, 73-61
12-6	McNeese State (A)	NR	NR	W, 77-62
12-14	Georgia Tech (H)	NR	#16	W, 52-44
12-16	Florida (A)	NR	NR	L, 75-96

**LSU Invitational**

12-19	Hardin-Simm. (H-LSU)	NR	NR	W, 77-71
12-20	New Orleans (H-LSU)	NR	NR	L, 71-82
12-22	Vanderbilt (H)	NR	NR	L, 61-63
12-29	W. Virginia St. (N)	NR	NR	W, 93-76
12-30	Illinois-Chicago (N)	NR	NR	W, 117-84
12-31	BYU-Hawaii (A)	NR	NR	W, 85-70
1-1	Denison (N)	NR	NR	W, 99-45
1-5	Ole Miss (A)	NR	NR	L, 63-73
1-8	Tennessee (A)	NR	NR	W, 79-78
1-10	Georgia (H) (ot)	NR	NR	L, 63-64
1-12	Oklahoma (A)	NR	#11	L, 85-94
1-15	Alabama (A)	NR	#15	L, 65-69
1-18	Kentucky (A)	NR	NR	W, 76-41
1-21	Florida (H)	NR	NR	L, 51-75
1-24	W. Kentucky (H)	NR	NR	W, 67-62
1-25	Miss. State (A)	NR	NR	W, 52-50
1-28	Auburn (H)	NR	#18	W, 75-73
1-31	Vanderbilt (A)	NR	NR	L, 65-66
2-4	Ole Miss (H) (ot)	NR	NR	W, 82-75
2-7	Tennessee (H)	NR	NR	W, 60-58
2-9	N. Arizona (H)	NR	NR	W, 70-58
2-11	Georgia (A)	NR	NR	L, 57-63
2-14	Alabama (H)	NR	#14	L, 52-60
2-21	Kentucky (H)	NR	NR	W, 65-52
2-25	Miss. State (H)	NR	NR	W, 55-46
3-1	Auburn (A)	NR	NR	L, 62-100

**SEC Tournament - Atlanta, Ga.**

3-5	Miss. State (N)	NR	NR	W, 68-54
3-6	Florida (N)	NR	NR	W, 72-66
3-7	Georgia (N) (2 ot)	NR	NR	W, 89-88
3-8	Alabama (N)	NR	#9	L, 62-69

**NCAA Tournament - Rosemont, Ill.**

3-15	Georgia Tech (N)	NR	NR	W, 85-79
3-17	Temple (N)	NR	#8	W, 72-62

**NCAA Regional - Cincinnati**

3-20	DePaul (N)	NR	#5	W, 63-58
3-22	Indiana (N)	NR	#3	L, 76-77

## 1987-88 RECORD: 16-14, 10-8

**Coach: Dale Brown**

Date	Opponent	LSU Rank	Opp Rank	Results
11-27	Brewster Heights (H)*			W, 123-97

**LSU Invitational**

12-4	Nicholls State (H-LSU)	NR	NR	W, 86-62
12-5	Southern (H-LSU)	NR	NR	W, 98-77
12-12	Maryland (H)	NR	NR	W, 55-54
12-16	Georgia Tech (A)	NR	NR	L, 70-87
12-19	Arkansas State (A)	NR	NR	L, 52-66
12-22	SW Texas State (H)	NR	NR	W, 93-74

**UNLV/Bud Light Classic**

12-28	N. Iowa (N-UNLV)	NR	NR	L, 80-90
12-29	UNLV (A-UNLV)	NR	NR	L, 59-78
1-6	Vanderbilt (A)	NR	NR	W, 51-39
1-9	Ole Miss (A) (ot)	NR	NR	W, 69-61
1-11	Oklahoma (H-N.O.)	NR	#8	W, 84-77
1-13	Tennessee (A)	NR	NR	W, 52-51
1-16	Georgia (A)	NR	NR	L, 50-59
1-20	Alabama (H)	NR	NR	W, 67-52
1-23	Kentucky (H)	NR	#4	L, 61-76
1-27	Florida (A)	NR	#14	L, 50-61

1-30	Miss. State (H)	NR	NR	L, 47-49
2-3	Auburn (A)	NR	NR	W, 78-69
2-6	Vanderbilt (H)	NR	NR	W, 94-79
2-10	Ole Miss (H)	NR	NR	W, 78-57
2-13	Tennessee (H)	NR	NR	W, 92-73
2-17	Georgia (H)	NR	NR	W, 63-62
2-20	Alabama (A)	NR	NR	L, 59-72
2-24	Kentucky (A)	NR	#12	L, 65-92
3-2	Miss. State (A)	NR	NR	L, 60-62
3-5	Auburn (H)	NR	NR	L, 80-89
3-6	Florida (H)	NR	NR	W, 86-69

**SEC Tournament - Baton Rouge**

3-11	Vanderbilt (H)	NR	NR	W, 87-80
3-12	Kentucky (H)	NR	#6	L, 80-86

**NCAA Tournament - Hartford, Conn.**

3-18	Georgetown (N)	NR	NR	L, 63-66
------	----------------	----	----	----------

## 1988-89 RECORD: 20-12, 11-7

**Coach: Dale Brown**

Date	Opponent	LSU Rank	Opp Rank	Results
11-11	Brewster Heights (H)*			W, 103-94
11-20	Yugoslavia (H)*			L, 84-92
11-25	Marist College (H)	NR	NR	W, 94-58
11-30	Oral Roberts (H)	NR	NR	L, 96-100
12-6	Louisiana Tech (H) (ot)	NR	NR	L, 109-111
12-8				



SEC Champions

1990-91 RECORD: 20-10, 13-5

Coach: Dale Brown				
Date	Opponent	LSU Rank	Opp Rank	Results
11-16	Newcastle (H)*			W, 111-91
<b>Tipoff Classic - Springfield, Mass.</b>				
11-24	Villanova (N-TC)	#14	NR	L, 91-93
11-26	SE Louisiana (H)	#14	NR	W, 117-68
11-30	Texas (H)	#20	#22	W, 101-87
12-7	Chapman (H)	#18	NR	W, 101-68
12-8	Arizona (H)	#18	#2	W, 92-82
12-18	Arkansas State (H)	#10	NR	W, 98-74
12-20	Loyola Mary. (H)	#10	NR	W, 122-114
12-22	Illinois (A)	#10	NR	L, 96-102
12-29	Nicholls State (H)	#15	NR	W, 118-76
1-2	Vanderbilt (H)	#14	NR	W, 81-70
1-5	Kentucky (A)	#14	#16	L, 80-93
1-7	Georgia (H)	#14	NR	W, 83-76
1-12	Auburn (A)	#20	NR	W, 96-84
1-15	Alabama (A)	#20	NR	W, 90-80
1-19	Ole Miss (H)	#20	NR	W, 87-71
1-22	Tennessee (A)	#16	NR	L, 89-92
1-26	Florida (H)	#16	NR	W, 76-66
1-29	Miss. State (H)	#14	NR	L, 79-82
2-2	Vanderbilt (A)	#14	NR	L, 59-63
2-5	Kentucky (H)	#19	#10	W, 107-88
2-8	Georgia (A)	#19	NR	W, 89-86
2-10	Duke (A)	#19	#6	L, 70-88
2-13	Auburn (H)	#20	NR	W, 98-61
2-17	Alabama (H)	#20	NR	W, 88-81
2-20	Ole Miss (A)	#19	NR	W, 89-78
2-23	Tennessee (H)	#19	NR	W, 119-87
2-27	Florida (A)	#18	NR	W, 79-66
3-2	Miss. State (A)	#18	#23	L, 73-76
<b>SEC Tournament - Nashville, Tenn.</b>				
3-8	Auburn (N-SEC)	#16	NR	L, 77-92
<b>NCAA Tournament - Minneapolis, Minn.</b>				
3-14	Connecticut (N-NCAA)#22	NR		L, 62-79

1991-92 RECORD: 21-10, 12-4

Coach: Dale Brown				
Date	Opponent	LSU Rank	Opp Rank	Results
11-8	Melbourne (H)*			W, 96-60
11-15	Rancho Raiders (H)*			W, 126-80
11-22	Northeast La. (H)	#6	NR	W, 77-76
11-27	Middle Tenn. St. (H)	#9	NR	W, 96-65
11-30	Nevada-Las Vegas (A)	#9	NR	L, 55-76
12-7	Arizona (A)	#16	#3	L, 67-87
12-17	SE Louisiana (H)	NR	NR	W, 101-64
12-21	Louisville (H)	NR	#25	L, 92-93
12-28	Northern Arizona (H)	NR	NR	W, 159-86
12-30	Nicholls State (H)	NR	NR	W, 123-61
1-3	Texas (H-N.O.)	NR	NR	W, 84-83
1-8	Auburn (A)	NR	NR	W, 87-70
1-11	Arkansas (H)	NR	#13	L, 90-101
1-14	Alabama (A)	NR	#9	W, 89-81
1-18	Miss. State (A)	NR	NR	W, 83-70
1-20	McNeese State (H)	NR	NR	W, 115-67
1-25	Ole Miss (A)	NR	NR	W, 83-73
1-29	Tennessee (H)	NR	NR	W, 97-82
2-2	Kentucky (H)	NR	#14	W, 74-53
2-5	Florida (A)	#22	NR	W, 70-50
2-8	Duke (H)	#22	#1	L, 67-77
2-11	Georgia (H)	#20	NR	L, 62-64
2-15	Vanderbilt (A)	#20	NR	L, 69-76
2-19	South Carolina (A)	NR	NR	W, 74-56
2-22	Auburn (H)	NR	NR	W, 99-82
2-25	Ole Miss (H)	NR	NR	W, 100-69
2-29	Alabama (H)	NR	#16	W, 73-65
3-3	Arkansas (A)(ot)	#23	#7	L, 92-106
3-7	Miss. State (H)	#23	NR	W, 89-80
<b>SEC Tournament - Birmingham, Ala.</b>				
3-13	Tennessee (N-SEC)	#23	NR	W, 99-89
3-14	Kentucky (N-SEC)	#23	#9	L, 74-80
<b>NCAA Tournament - Boise, Idaho</b>				
3-19	BYU (N-NCAA)	#25	NR	W, 94-83
3-21	Indiana (N-NCAA)	#25	#5	L, 79-89

1992-93 RECORD: 22-11, 9-7

Coach: Dale Brown				
Date	Opponent	LSU Rank	Opp Rank	Results
11-20	High Five America (H)*			W, 94-89
11-24	Australia (H)*			W, 97-74
12-1	McNeese State (H)	NR	NR	W, 83-72
12-3	Southeastern La. (H)	NR	NR	W, 92-65
12-5	Mercer (H)	NR	NR	W, 82-48
12-15	Nicholls State (H)	NR	NR	W, 75-64
12-16	Campbell (H)	NR	NR	W, 93-71
<b>Maui Invitational</b>				
12-21	Stanford (N)	NR	NR	W, 72-63
12-22	Duke (N)	NR	#1	L, 67-96
12-23	Memphis State (N)	NR	NR	L, 66-70
12-29	Northwestern St. (H)	NR	NR	W, 93-79
12-30	Tennessee State (H)	NR	NR	W, 90-68
1-2	Drake (H)	NR	NR	W, 94-86
1-6	Alabama (A)	NR	NR	L, 67-77
1-9	Auburn (H)	NR	NR	W, 87-81
1-13	Miss. State (A)(ot)	NR	NR	W, 84-76
1-16	Florida (H)	NR	NR	W, 85-81
1-20	Central Conn. St. (H)	NR	NR	W, 86-53
1-23	Ole Miss (A)	NR	NR	L, 62-71
1-26	Kentucky (A)	NR	#4	L, 67-105
1-30	South Carolina (H)	NR	NR	W, 85-62
2-2	Arkansas (H)	NR	#17	L, 79-91
2-7	Texas (N-San Antonio)	NR	NR	W, 84-81
2-10	Miss. State (H)	NR	NR	W, 92-66

2-13	Auburn (A)	NR	NR	W, 75-73
2-17	Vanderbilt (H)	NR	#11	L, 66-87
2-20	Tennessee (A)	NR	NR	W, 81-74
2-23	Alabama (H)	NR	NR	W, 76-68
2-27	Georgia (A)	NR	#13	L, 78-81
3-3	Arkansas (A)	NR	NR	L, 75-88
3-6	Ole Miss (H)	NR	NR	W, 71-56

SEC Tournament - Lexington, Ky.

3-12	Ole Miss (N)	NR	NR	W, 89-70
3-13	Vanderbilt (N)	NR	#5	W, 72-62
3-14	Kentucky (A)	NR	#4	L, 65-82

NCAA Tournament - Chicago, Ill.

3-18	California (N)	NR	NR	L, 64-66
------	----------------	----	----	----------

1993-94 RECORD: 11-16, 5-11

Coach: Dale Brown				
Date	Opponent	LSU Rank	Opp Rank	Results
11-19	Dinamo Moscow (H)*			L, 85-87
11-22	High Five America (H)*			W, 101-87
11-26	Texas (H)	NR	NR	W, 86-66
12-4	Nicholls St. (H) (ot)	NR	NR	W, 95-90
12-11	Okla. St. (H-N.O.)	NR	#15	W, 71-68
12-16	McNeese St. (H)	#25	NR	W, 93-72
12-18	UCLA (A)	#25	#9	L, 80-100
12-21	Southeastern La. (H)	NR	NR	W, 96-62
12-28	Winthrop (H)	NR	NR	W, 100-71
12-30	Radford (H)	NR	NR	L, 72-73
1-5	Florida (A)	NR	NR	L, 73-74
1-8	Auburn (H)	NR	NR	W, 83-72
1-11	Arkansas (A)	NR	#4	L, 83-84
1-15	Vanderbilt (A)	NR	#24	W, 83-81
1-19	Alabama (H)	NR	NR	L, 67-71
1-22	N. Carolina (H-N.O.)	NR	#4	L, 65-88
1-26	Mississippi St. (H)	NR	NR	L, 52-66
1-29	Ole Miss (H)	NR	NR	W, 90-66
2-2	South Carolina (A)	NR	NR	W, 77-71
2-5	Tennessee (H)	NR	NR	W, 84-83
2-8	Alabama (A)	NR	NR	L, 66-75
2-12	Auburn (A)	NR	NR	L, 83-111
2-15	Kentucky (H)	NR	#11	L, 95-99
2-19	Georgia (H)	NR	NR	L, 84-100
2-23	Louisville (A)	NR	#13	L, 64-82
2-26	Mississippi St. (A)	NR	NR	L, 66-86
3-2	Arkansas (H) (ot)	NR	#1	L, 105-108
3-5	Ole Miss (A)	NR	NR	L, 78-93
<b>SEC Tournament - Memphis, Tenn.</b>				
3-10	Georgia (N)	NR	NR	L, 70-83

1994-95 RECORD: 12-15, 6-10

Coach: Dale Brown				
Date	Opponent	LSU Rank	Opp Rank	Results
11-11	High Five America (H)*			W, 83-73
11-18	Victorian All-Stars (H)*			W, 94-90
11-25	Southeastern La. (H)	NR	NR	W, 106-80
11-29	McNeese State (H)	NR	NR	W, 86-71
12-3	George Mason (H)	NR	NR	W, 127-104
12-6	Troy State (H)	NR	NR	W, 113-78
12-17	UCLA (H)	NR	#2	L, 72-92
12-20	Oklahoma St. (A-Tulsa)	NR	NR	L, 67-111
12-22	Coppin State (H)	NR	NR	L, 66-69
12-28	Georgia State (H)	NR	NR	W, 105-70
12-30	Mid-Baltimore Co. (H)	NR	NR	W, 88-67
1-3	Florida (H)	NR	#13	W, 70-66
1-7	Texas (A)	NR	NR	L, 71-80
1-11	Auburn (A)	NR	NR	W, 76-73
1-17	Alabama (A)	NR	NR	W, 74-61
1-21	Ole Miss (H)(ot)	NR	NR	W, 87-81
1-25	Miss. State (A)	NR	NR	L, 60-73
1-28	Vanderbilt (H)	NR	NR	L, 58-66
1-31	Arkansas (A)	NR	#8	L, 81-105
2-4	Tennessee (A)	NR	NR	W, 56-52
2-8	Miss. State (H)	NR	#21	L, 61-67
2-11	Alabama (H)	NR	#18	L, 66-74
2-15	Ole Miss (A)	NR	NR	L, 90-102
2-18	Georgia (A)	NR	NR	L, 89-98
2-22	Arkansas (H)	NR	#8	L, 90-92
2-25	Auburn (H)	NR	NR	W, 89-78
3-1	South Carolina (H)	NR	NR	L, 62-69
3-4	Kentucky (A)	NR	#5	L, 80-127
<b>SEC Tournament - Atlanta, Ga.</b>				
3-9	Vanderbilt (N)	NR	NR	L, 61-85

1995-96 RECORD: 12-17, 4-12

Coach: Dale Brown				
Date	Opponent	LSU Rank	Opp Rank	Results
11-8	Athletes in Action (H)*			L, 82-90
11-15	Victorian All-Stars (H)*			W, 79-62
<b>Hawaii Tipoff Classic</b>				
11-24	Saint Louis (N)	NR	NR	L, 70-79
11-26	Dayton (N)	NR	NR	L, 73-86
11-29	Southern (H)	NR	NR	W, 109-100
12-1	McNeese State (H)	NR	NR	W, 83-73
12-5	Michigan (H)	NR	#22	L, 68-69
12-16	Tenn-Martin (H)	NR	NR	W, 93-74
12-19	Centenary (H)	NR	NR	W, 65-63
12-22	Jackson State (H)	NR	NR	L, 76-87
12-23	Louisiana College (H)	NR	NR	W, 104-65
12-29	Marist (H)	NR	NR	W, 80-65
12-30	Cornell (H)	NR	NR	W, 70-60
1-3	Mississippi State (H)	NR	#17	L, 64-77
1-6	Alabama (H)	NR	NR	W, 99-77
1-10	Vanderbilt (A)	NR	NR	W, 71-68
1-16	Kentucky (H)	NR	#2	L, 91-129
1-21	Auburn (A)	NR	#21	L, 87-95
1-23	Nicholls State (H)	NR	NR	W, 86-69
1-27	Florida (A)	NR	NR	L, 70-73
1-30	Arkansas (A)	NR	NR	L, 68-76

2-3	Ole Miss (H)	NR	NR	W, 71-66
2-7	Georgia (H)	NR	NR	L, 82-85
2-10	South Carolina (A)	NR	NR	L, 68-106
2-14	Tennessee (H)	NR	NR	L, 65-73
2-17	Alabama (A)	NR	NR	L, 73-76
2-21	Mississippi State (A)	NR	NR	L, 77-88
2-24	Auburn (H)	NR	NR	W, 93-67
2-28	Ole Miss (A)	NR	NR	L, 48-75
3-2	Arkansas (H)	NR	NR	L, 79-94

SEC Tournament - New Orleans

3-7	South Carolina (N)	NR	NR	L, 76-85
-----	--------------------	----	----	----------

1996-97 RECORD: 10-20, 3-13

Coach: Dale Brown				
Date	Opponent	LSU Rank	Opp Rank	Results
11-8	Geelong Supercats (H)*			

<b>INTRO</b>
<b>THIS IS LSU</b>
<b>TIGERS</b>
<b>COACHES</b>
<b>REVIEW</b>
<b>PREVIEW</b>
<b>RECORDS</b>
<b>HISTORY</b>
<b>LSU</b>
<b>MEDIA</b>

1-9 Auburn (H)	NR	#14	L 70-73
1-13 Alabama (H)	NR	NR	W 71-70
1-16 Mississippi State (A)	NR	NR	L 53-55
1-20 Florida (H)	NR	NR	L 58-77
1-23 Vanderbilt (H)	NR	NR	W 64-59
1-27 Arkansas (A)	NR	#21	L 64-86
1-30 Kentucky (A)	NR	#6	L 62-86
2-3 Ole Miss (H)	NR	NR	L 66-82
2-6 Auburn (A)	NR	#6	L 54-80
2-10 Alabama (A) (3ot)	NR	NR	L 71-72
2-13 Arizona (A)	NR	#10	L 71-78
2-17 South Carolina (H)	NR	NR	W 60-56
2-20 Georgia (A)	NR	NR	L 57-59
2-24 Mississippi State (H)	NR	NR	W 74-63
2-27 Ole Miss (A)	NR	NR	L 57-79

**SEC Tournament - Atlanta, Ga.**

3-4 Florida (N)	NR	#21	L 75-97
-----------------	----	-----	---------

\* Exhibition

## SEC Champions

### 1999-00 RECORD: 28-6, 12-4

Coach: John Brady

Date	Opponent	LSU Rank	Opp Rank	Results
11-8	Next Level (H)*			W 78-70
11-12	Sports Tour (H)*			W 94-61
11-20	Grambling State (H)	NR	NR	W 112-37
11-22	Southeastern La. (H)	NR	NR	W 75-36

**Hawaii Pacific Classic - Honolulu, Hawaii**

11-26	Oakland Univ. (N)	NR	NR	W 87-80
11-27	Wyoming (N)	NR	NR	W 103-86
11-28	Fresno State (N)	NR	NR	W 95-85
12-11	Alcorn State (H)	NR	NR	W 71-64
12-14	Tennessee-Martin (H)	NR	NR	W 73-45
12-18	Sam Houston (H)	NR	NR	W 85-67
12-21	Centenary (H-Sport)	NR	NR	W 80-52
12-23	Nicholls State (H)	NR	NR	W 91-74
12-27	Howard (H)	NR	NR	W 81-55

**Sugar Bowl Classic - New Orleans, La.**

12-30	Oklahoma State (N)	NR	#11	W 63-53
1-5	Alabama (H)	#21	NR	W 78-66
1-8	Tennessee (H)	#21	#15	L 59-64
1-12	Florida (A)	#24	#10	L 57-82
1-15	Vanderbilt (A)	#24	NR	L 62-65
1-19	Georgia (H)	NR	NR	W 61-57
1-26	Arkansas (H)	NR	NR	W 96-75
1-29	Arizona (H)	NR	#5	W 86-60
2-2	Mississippi State (A)	#22	NR	L 66-68
2-5	Alabama (A)	#22	NR	W 93-60
2-9	Auburn (H)	#25	#9	W 83-68
2-13	Kentucky (H)	#25	#11	W 70-57
2-16	Ole Miss (A)	#16	NR	W 97-53
2-19	Arkansas (A)	#16	NR	W 78-67
2-23	South Carolina (A)	#15	NR	W 64-59
2-26	Mississippi State (H)	#15	NR	W 71-66
3-1	Auburn (A)	#12	#19	W 55-53
3-4	Ole Miss (H)	#12	NR	W 64-60

**SEC Tournament - Atlanta, Ga.**

3-10	Vanderbilt (N)	#10	NR	W 71-60
3-11	Arkansas (N)	#10	NR	L 67-69

**NCAA Tournament - Salt Lake City, Utah**

3-16	SE Missouri St. (N)	#10	NR	W 64-61
3-18	Texas (N)	#10	#15	W 72-67

**NCAA Tournament - Albuquerque, N. M.**

3-23	Wisconsin (N)	#10	NR	L 48-61
------	---------------	-----	----	---------

\* Exhibition

### 2000-01 RECORD: 13-16, 2-14

Coach: John Brady

Date	Opponent	LSU Rank	Opp Rank	Results
11-6	*Global Sports (H)			W 72-69
11-13	*Angola Atletico (H)			W 92-52
11-20	UL-Monroe (H)	NR	NR	W 92-49
11-25	Norfolk State (H)	NR	NR	W 90-62
11-28	Houston (A)	NR	NR	W 61-59
12-8	Texas Southern (H)	NR	NR	W 89-57
12-13	McNeese State (H)	NR	NR	W 87-68
12-16	New Orleans (H)	NR	NR	W 84-57
12-20	Arizona (A)	NR	#1	L 75-88
12-22	Nicholls State (H)	NR	NR	W 92-49

**Sugar Bowl Classic - New Orleans, La.**

12-28	Oregon State (H)	NR	NR	W 78-68
1-3	Wyoming (N)	NR	NR	W 73-69
1-6	Alabama (H)	NR	#18	L 73-82
1-10	Vanderbilt (H)	NR	NR	L 67-71
1-13	Auburn (A)	NR	NR	L 69-85
1-17	Centenary (H)	NR	NR	W 85-44
1-21	Georgia (A)	NR	NR	L 63-68
1-24	Miss. State (A)	NR	NR	W 82-73
1-27	Arkansas (H)	NR	NR	L 52-59
1-31	South Carolina (H)	NR	NR	L 56-68
2-3	Alabama (A)	NR	#17	L 66-76
2-7	Ole Miss (A)	NR	#25	L 33-50
2-10	Auburn (H)	NR	NR	L 65-76
2-13	Florida (H)(ot)	NR	#11	L 74-81
2-17	Arkansas (A)	NR	NR	L 70-87
2-21	Kentucky (A)	NR	#13	L 61-84
2-24	Miss. State (H)	NR	NR	L 48-55
2-28	Ole Miss (H)(ot)	NR	#14	W 78-77
3-2	Tennessee (A)	NR	NR	L 71-78

**SEC Tournament - Nashville, Tenn.**

3-8	Georgia (N)	NR	#18	W 63-62
3-9	Arkansas (N)	NR	NR	L 72-77

\* Exhibition

### 2001-02 RECORD: 19-15, 6-10

Coach: John Brady

Date	Opponent	LSU Rank	Opp Rank	Results
11-5	*Global Sports (H)			W 78-71
11-12	*Sports Tours (H)			W 85-51
11-17	Campbell (H)	NR	NR	W 83-59
11-19	Southern (H)	NR	NR	W 97-69

**Hilo Thanksgiving Classic - Hilo, Hawaii**

11-23	Weber State (N)(ot)	NR	NR	L 74-75
11-24	Hawaii-Hilo (A)	NR	NR	W 64-62
11-25	Mercer (N)	NR	NR	W 84-54
11-28	Towson (H)	NR	NR	W 83-46
12-02	Northwestern State (H)	NR	NR	W 91-54
12-04	UL-Lafayette (H)	NR	NR	W 83-65
12-15	McNeese State (H)	NR	NR	W 80-57
12-18	New Orleans (A)	NR	NR	L 59-60
12-20	Houston (H)	NR	NR	W 73-69

**Sugar Bowl Classic - New Orleans, La.**

12-27	Miami (Fla) (N)	NR	#24	L 61-68
12-30	Nicholls State (H)	NR	NR	W 71-35
1-5	Alabama (A)	NR	#18	L 74-76
1-13	Arkansas (H)	NR	NR	W 75-69
1-16	Florida (A)	NR	#2	L 70-102
1-19	Auburn (H)	NR	NR	W 75-58
1-23	Ole Miss (A)	NR	NR	L 55-70
1-26	Mississippi State (A)	NR	NR	L 61-84
1-30	Tennessee (H)	NR	NR	L 58-61
2-2	Alabama (H)	NR	#7	L 48-57
2-6	Vanderbilt (A)	NR	NR	L 63-68
2-9	Kentucky (H)	NR	#7	L 56-68
2-13	Miss. State (H)(ot)	NR	NR	W 69-65
2-16	Arkansas (A)	NR	NR	W 67-63
2-20	South Carolina (A)	NR	NR	L 53-66
2-23	Georgia (H)	NR	#18	L 54-55
2-27	Ole Miss (H)	NR	NR	W 59-56
3-2	Auburn (A)	NR	NR	W 59-54

**SEC Tourn. - Atlanta, Ga.**

3-7	Vanderbilt (N)	NR	NR	W 69-62
3-8	Georgia (N)	NR	#17	W 78-76
3-9	Mississippi State (N)	NR	NR	L 51-57

**National Invitation Tournament**

3-13	Iowa (A)	NR	NR	W 63-61
3-19	Ball State (H)	NR	NR	L 65-75

\* Exhibition

### 2002-03 RECORD: 21-11, 8-8

Coach: John Brady

Date	Opponent	LSU Rank	Opp Rank	Results
11-7	Global Sports*			L 69-78
11-15	Houston Sports*			W 81-71

**Hispanic Classic - Baton Rouge**

11-22	Nicholls State (H)	NR	NR	W 68-24
11-24	South Alabama (H)	NR	NR	W 71-62

**Space City Classic - Houston**

11-30	Texas A&M (N)	NR	NR	L 77-79
12-3	Delaware State (H)	NR	NR	W 65-44
12-7	McNeese State (H)	NR	NR	W 93-72
12-14	Texas A&MCC (H)	NR	NR	W 95-60
12-17	Prairie View A&M (H)	NR	NR	W 75-49
12-21	Arizona (H)	NR	#1	W 66-65

**Nokia Sugar Bowl Classic - New Orleans**

12-28	Tulane (A)	#24	NR	W 74-62
12-30	New Orleans (H)	#21	NR	W 69-57
1-5	Georgia (A)	#21	NR	L 63-89
1-8	Houston (H)	NR	NR	W 80-51
1-11	Mississippi State (H)	NR	#7	W 85-72
1-15	Centenary (H)	#23	NR	W 112-65
1-18	Ole Miss (H)	#23	NR	L 57-67
1-22	Arkansas (A)	NR	NR	L 65-73
1-25	Mississippi State (A)	NR	22	L 64-67
1-28	Florida (H)	NR	4	L 53-70
2-1	Alabama (A)	NR	#23	L 66-75
2-5	South Carolina (H)	NR	NR	W 71-58
2-8	Auburn (A)	NR	NR	L 54-56
2-12	Vanderbilt (H)	NR	NR	W 79-60
2-15	Kentucky (A)	NR	#3	L 57-68
2-22	Arkansas (H)	NR	NR	W 75-56
2-26	Auburn (H)	NR	NR	W 94-63
3-1	Tennessee (A)	NR	NR	W 88-67
3-5	Ole Miss (A)	NR	NR	W 77-64
3-8	Alabama (H)	NR	NR	W 66-62

**SEC Tournament - New Orleans**

3-13	Arkansas (N)	NR	NR	W 85-56
3-14	Florida (N)	NR	#7	W 65-61
3-15	Mississippi State (N)	NR	NR	L 61-76

**NCAA Tournament - Birmingham, Ala.**

3-21	Purdue (N)	NR	NR	L 56-80
------	------------	----	----	---------

### 2003-04 RECORD: 18-11, 8-8

Coach: John Brady

Date	Opponent	LSU Rank	Opp Rank	Results
11-6	Global Sports (H)*			L 64-68
11-17	SE All Stars (H)*			W 77-64
11-21	Southern (H)	NR	NR	W 70-59
11-24	McNeese State (H)	NR	NR	W 87-77
11-26	Troy State (H)	NR	NR	W 78-69
11-29	La-Monroe (H)	NR	NR	W 96-65
12-16	Utah (H)	NR	NR	W 65-51
12-20	Southern Miss (H)	NR	NR	W 65-50
12-23	Tulane (H)	NR	NR	W 67-48

**Nokia Sugar Bowl Classic - New Orleans**

12-27	UAB (N)	NR	NR	W 78-62
12-30	Houston (A)	NR	NR	L 52-60
1-3	Centenary (A)	NR	NR	W 66-63
1-6	Arkansas (A)	NR	NR	W 66-55
1-10	Alabama (H)	NR	NR	W 70-66
1-12	UNO (A)	NR	NR	W 68-60
1-17	Mississippi St. (H)	NR	#20	L 54-64
1-21	Ole Miss (A)	NR	NR	L 49-53
1-24	South Carolina (A)	NR	#25	L 61-55
1-28	Georgia	NR	NR	W 63-59
1-31	Alabama (A)	NR	NR	W 60-54
2-4	Tennessee (H)	NR	NR	W 84-67
2-7	Arkansas (H)	NR	NR	W 65-52
2-14	Florida (A)	NR	#22	W 73-70
2-18	Auburn (H)	#24	NR	L 68-80
2-21	Vanderbilt (A)	NR	NR	L 54-74
2-25	Miss. State (A)	NR	#7	L 58-84
2-29	Kentucky (H)	NR	#9	L 64-70
3-3	Ole Miss (H)	NR	NR	W 58-45
3-6	Auburn (A)	NR	NR	L 66-78

**SEC Tournament - Atlanta, Ga.**

3-12	South Carolina (N)	NR	NR	L 65-84
------	--------------------	----	----	---------

**National Invitation Tournament**

3-17	Oklahoma (A)	NR	NR	L 61-70
------	--------------	----	----	---------

## SEC Western Champions

### 2004-05 RECORD: 20-10, 12-4

Coach: John Brady

Date	Opponent	LSU Rank	Opp Rank	Results
11-9	EA All-Stars (H)*			W 62-52
11-15	Houston Sports (H)*			W 124-78

**LSU Louisiana Classic**

11-19	Tulane (H)	NR	NR	W 83-58
11-21	La-Lafayette (H)	NR	NR	W 83-69
11-24	New Orleans (H)	NR	NR	W 95-79
11-27	West Virginia (H)	NR	NR	L 69-84
12-11	Northwestern St. (H)	NR	NR	W 83-74

**Alabama (63-91)**

Jan. 1916	H	L	25-39
Jan. 1916	H	L	25-44
Feb. 1916	A	W	25-18
Jan. 1917	H	W	34-7
Feb. 1917	A	W	38-9
Feb. 9, 1918	A	W	28-25
Feb. 9, 1920	A	W	30-11
Feb. 23, 1920	H	W	44-19
Feb. 12, 1924	A	L	8-44
Jan. 25, 1926	A	L	15-26
Jan. 26, 1926	A	W	28-22
Jan. 1929	A	L	16-38
Jan. 1929	A	L	28-37
Feb. 3, 1930	A	L	20-37
Feb. 4, 1930	A	L	22-28
Jan. 22, 1931	H	L	26-40
Jan. 23, 1931	H	L	28-37
Jan. 22, 1932	A	L	25-34
Jan. 23, 1932	A	L	25-37
Jan. 4, 1933	H	W	32-27
Jan. 5, 1933	H	L	36-40
Jan. 12, 1934	A	L	33-36
Jan. 13, 1934	A	L	29-37
Jan. 7, 1935	H	W	34-32
Jan. 8, 1935	H	W	41-39
Jan. 10, 1936	A	L	25-37
Jan. 11, 1936	A	L	34-43
Feb. 28, 1936	Knox	L	30-52
Jan. 6, 1937	H	W	43-33
Jan. 7, 1937	H	W	47-27
Feb. 7, 1938	A	L	33-41
Feb. 8, 1938	A	L	32-33
Jan. 6, 1939	H	W	33-29
Jan. 7, 1939	H	L	30-39
Jan. 15, 1940	A	W	33-28
Feb. 29, 1940	Knox	L	25-51
Jan. 6, 1941	H	W	37-28
Jan. 13, 1941	A	L (ot)	32-36
Jan. 12, 1942	A	L	28-40
Feb. 27, 1942	Lville	L (ot)	31-45
Jan. 1943	A	W	32-29
Jan. 1943	A	W	36-32
Jan. 26, 1943	Lville	W	47-41
Jan. 14, 1946	A	W	48-26
Jan. 16, 1946	H	W	44-30
Jan. 13, 1947	A	L	38-45
Feb. 7, 1947	H	W	54-43
Jan. 27, 1948	A	L	43-49
March 1, 1948	H	L	32-37
Jan. 20, 1949	H	W	51-44
Feb. 5, 1949	A	L	45-56
Jan. 20, 1950	SA	W	64-58
Feb. 3, 1950	H	L	52-60
Dec. 23, 1951	A	L	69-94
Dec. 8, 1951	H	W	68-61
Dec. 17, 1952	A	W	58-45
Feb. 22, 1954	H	W	79-61
Feb. 21, 1955	A	L	51-71
Feb. 1956	H	L	59-77
Feb. 18, 1957	A	L	70-82
Dec. 20, 1957	Char	L	50-60
Feb. 1958	H	W	58-49
Feb. 16, 1959	A	L	84-89
Feb. 15, 1960	H	W	66-53
Feb. 20, 1961	A	L	60-68
Dec. 16, 1961	Birm	W	72-63
Feb. 19, 1962	H	W	69-60
Feb. 18, 1963	A	L	71-75
Feb. 17, 1964	H	L	70-72
Feb. 6, 1965	H	W	67-64
Feb. 1965	A	L	78-90
Feb. 7, 1966	A	L	62-66
Feb. 19, 1966	H	L	73-81
Jan. 14, 1967	A	L (ot)	74-76
Feb. 18, 1967	H	L	77-86
Dec. 30, 1967	H	W	81-70

Feb. 17, 1968	A	W	99-89
Jan. 4, 1968	A	L	82-85
Feb. 8, 1968	H	W	81-75
Jan. 3, 1970	H	W	90-83
Feb. 7, 1970	A	L	104-106
Jan. 4, 1971	A	L	87-101
Feb. 6, 1971	H	W	107-78
Jan. 10, 1972	H	L	80-101
Feb. 12, 1972	A	L (ot)	99-103
Jan. 6, 1973	A	L	66-77
Feb. 10, 1973	H	W	72-70
Jan. 19, 1974	H	L (ot)	79-80
Feb. 18, 1974	A	L	87-99
Jan. 18, 1975	A	L	67-93
Feb. 17, 1975	H	L	76-80
Jan. 17, 1976	A	L	75-113
Feb. 14, 1976	H	L	74-78
Jan. 8, 1977	A	L	77-80
Feb. 5, 1977	H	L (ot)	70-77
Jan. 4, 1978	A	L	67-70
March 6, 1978	H	W	103-85
Jan. 10, 1979	A	L	76-90
Feb. 22, 1979	H	W	86-88
Jan. 7, 1980	H	L	56-57
Feb. 6, 1980	A	W (ot)	68-66
Feb. 29, 1980	Birm	W	73-66
Jan. 14, 1981	A	W	59-56
Feb. 11, 1981	H	W	70-57
Jan. 13, 1982	A	L	86-109
Feb. 10, 1982	H	W	73-68
Jan. 22, 1983	A	L	70-75
Feb. 19, 1983	H	L	67-71
Jan. 21, 1984	H	W	85-84
Feb. 17, 1984	A	L (ot)	49-51
March 11, 1984	Nash	L (ot)	70-72
Dec. 30, 1984	H	W	63-61
Jan. 9, 1985	A	L	67-89
Jan. 9, 1986	A	L	67-83
Feb. 9, 1986	H	L	71-80
Jan. 15, 1987	A	L	65-69
Feb. 14, 1987	H	L	52-60
March 8, 1987	Atl	L	62-69
Jan. 20, 1988	H	W	67-52
Feb. 20, 1988	A	L	59-72
Jan. 21, 1989	H	W	80-76
Feb. 22, 1989	A	L	72-87
Jan. 21, 1990	A	L	55-70
Feb. 21, 1990	H	W	75-69
Jan. 15, 1991	A	W	90-80
Feb. 17, 1991	H	W	88-81
Jan. 14, 1992	A	W	89-81
Jan. 29, 1992	H	W	73-65
Jan. 6, 1993	A	L	67-77
Feb. 23, 1993	H	W	76-68
Jan. 19, 1994	H	L	67-71
Feb. 8, 1994	A	L	66-75
Jan. 17, 1995	A	W	74-61
Feb. 11, 1995	H	L	66-74
Jan. 6, 1996	H	W	99-77
Feb. 17, 1996	A	L	73-76
Jan. 25, 1997	A	L	66-75
Feb. 15, 1997	H	L	72-78
Jan. 7, 1998	H	L	57-60
Feb. 21, 1998	A	L	60-69
Jan. 15, 1999	H	W	71-70
Feb. 10, 1999	A	L (3ot)	71-72
Jan. 5, 2000	H	W	78-66
Feb. 5, 2000	A	W	93-60
Jan. 6, 2001	H	L	73-82
Feb. 3, 2001	A	L	66-76
Jan. 5, 2002	A	L	74-76
Feb. 2, 2002	H	L	48-57
Feb. 1, 2003	A	L	74-76
March 8, 2003	H	W	66-62
Jan. 10, 2004	H	W	70-66
Jan. 31, 2004	A	W	60-54
Jan. 8, 2005	A	L	58-73

Feb. 22, 2005	H	W	61-59
---------------	---	---	-------

**Knox = Knoxville, Tenn.**  
**Lville = Louisville, Ky.**  
**SA = San Antonio, Texas**  
**Char = Charlotte, N.C.**  
**Birm = Birmingham, Ala.**  
**Nash = Nashville, Tenn.**  
**Atl = Atlanta, Ga.**

**LSU at home: LSU leads, 42-27**  
**at Alabama: Alabama leads, 58-17**  
**at Neutral sites: Alabama leads, 6-4**

**UAB (1-1)**

Dec. 27, 2003	NO	W	78-62
March 17, 2005	Boise	L	68-82

**NO = New Orleans, La.**

**Alcorn State (1-0)**

March 9, 1980	Den	W	98-88
Dec. 11, 1999	H	W	71-64

**Den = Denton, Texas**

**Alexandria AB (2-2)**

Jan. 8, 1944	H	L	24-28
Feb. 11, 1944	A	W	42-29
Jan. 1945	A	L	31-55
Jan. 5, 1945	H	L	54-63

**LSU at home: Alexandria leads, 2-0**  
**at Alexandria: Tied, 1-1**

**Algiers Navy (1-0)**

Feb. 17, 1945	H	W	84-69
---------------	---	---	-------

**Appalachian State (1-0)**

March 10, 1979	Blm	W	71-57
----------------	-----	---	-------

**Blm = Bloomington, Ind.**

**Arizona (3-3)**

Dec. 8, 1990	H	W	92-82
Dec. 7, 1991	A	L	67-87
Feb. 13, 1999	A	L	71-78
Jan. 29, 2000	H	W	86-60
Dec. 20, 2000	A	L	75-88
Dec. 21, 2002	H	W	66-65

**LSU at home: LSU leads, 3-0**  
**at Arizona: Arizona leads, 3-0**

**Arkansas (15-25)**

Dec. 9, 1949	H	W	62-46
Feb. 15, 1951	LR	L	50-64
Dec. 9, 1958	Sport	W	67-58
Dec. 21, 1961	Sport	L (ot)	81-84
Dec. 19, 1963	LR	W	72-70
Dec. 29, 1977	H	L	62-67
Dec. 20, 1979	LR	W	56-55
Nov. 29, 1980	Anch	L	76-86
March 20, 1981	NO	W	72-56
Jan. 11, 1992	H	L	90-101
March 3, 1992	A	L (ot)	92-106
Feb. 2, 1993	H	L	79-91
March 3, 1993	A	L	75-88
Jan. 11, 1994	A	L	83-84
March 2, 1994	H	L (ot)	105-108
Jan. 31, 1995	A	L	81-105
Feb. 22, 1995	H	L	90-92
Jan. 30, 1996	A	L	68-76
March 2, 1996	H	L	79-94
Jan. 11, 1997	A	L	59-82
March 1, 1997	H	W	66-64
Jan. 4, 1998	A	L	59-62
Jan. 28, 1998	H	L	68-85
Jan. 2, 1999	H	L	75-80
Jan. 27, 1999	A	L	64-86
Jan. 26, 2000	H	W	96-75
Feb. 19, 2000	A	W	78-67
March 11, 2000	Atl	L	67-69
Jan. 27, 2001	H	L	52-59

Feb. 17, 2001	A	L	70-87
March 9, 2001	Nash	L	72-77
Jan. 13, 2002	H	W	75-69
Feb. 16, 2002	A	W	67-63
Jan. 22, 2003	A	L	65-73
Feb. 22, 2003	H	W	75-56
March 13, 2003	NO	W	85-56
Jan. 6, 2004	A	W	66-55
Feb. 7, 2004	H	W	65-52
Jan. 19, 2005	H	W (ot)	66-63
Feb. 12, 2005	A	L	62-65

**LR = Little Rock, Ark.**

**Sport = Shreveport, La.**

**Anch = Anchorage, Alaska**

**NO = New Orleans, La.**

**Nash = Nashville, Tenn.**

**LSU at home: Arkansas leads, 9-7**

**at Arkansas: Arkansas leads, 11-3**

**at Neutral Sites: Tied, 5-5**

**Arkansas State (2-1)**

Dec. 4, 1986	H	W	73-61
Dec. 19, 1988	A	L	52-66
Dec. 18, 1990	H	W	98-74

**Army (1-1)**

March 21, 1970	MSG	L	68-75
Dec. 21, 1978	MSG	W	83-77

**MSG = Madison Square Garden, NY**

**Atlanta AC (0-1)**

1916	A	L	16-64
------	---	---	-------

**Auburn (75-56)**

Feb. 10, 1912	A	L	15-38
1916	A	L	23-24
1917	A	W	37-12
Jan. 18, 1918	H	W	43-31
Jan. 19, 1918	H	W	34-27
Feb. 13, 1920	A	L	21-33
Jan. 1929	A	W	45-28
Jan. 1929	A	W	65-28
Feb. 7, 1930	H	W	44-27
Feb. 8, 1930	H	W	49-45
Feb. 8, 1932	H	L	34-48
Feb. 9, 1932	H	L	30-34
Feb. 27, 1932	Atl	L	22-30
Jan. 25, 1933	A	W	26-25
Jan. 26, 1933	A	L	24-25
Feb. 20, 1933	Atl	W	57-33
Feb. 5, 1934	H	W	40-17
Feb. 6, 1934	H	W	38-16
Feb. 1, 1937	A	L	24-37
Feb. 2, 1937	A	W	54-34
March 3, 1938	H	W	60-34
Jan. 5, 1940	H	W	50-39
Jan. 6, 1940	H	L	26-42
Feb. 11, 1941	A	L	49-50
Feb. 17, 1942	H	W	63-49
Jan. 1943	A	W	62-37
Feb. 25, 1943	Lville	W	67-38
Feb. 15, 1947	H	W	74-53
Jan. 24, 1948	A	L	48-51
Feb. 4, 1950	A	L	66-70
Feb. 13, 1950	H</		

# Series Records

<b>INTRO</b>
<b>THIS IS LSU</b>
<b>TIGERS</b>
<b>COACHES</b>
<b>REVIEW</b>
<b>PREVIEW</b>
<b>RECORDS</b>
<b>HISTORY</b>
<b>LSU</b>
<b>MEDIA</b>

Dec. 15, 1961	Birm	L	50-67
Feb. 17, 1962	H	L	50-55
Feb. 16, 1963	A	L	57-82
Feb. 15, 1964	H	W	86-66
Feb. 13, 1965	A	L	60-101
Jan. 8, 1966	H	L	66-74
Jan. 3, 1967	A	L	59-70
Feb. 8, 1967	H	L	63-80
Jan. 3, 1968	H	W	76-72
Feb. 7, 1968	A	L	69-74
Jan. 11, 1969	A	L	71-90
Feb. 15, 1969	H	W	93-81
Jan. 10, 1970	H	L	70-79
Feb. 16, 1970	A	W	70-64
Jan. 9, 1971	A	W	106-92
Feb. 15, 1971	H	W	114-94
Jan. 15, 1972	H	L	73-77
Feb. 14, 1972	A	L	77-85
Jan. 13, 1973	A	W	79-60
Feb. 12, 1973	H	W	76-74
Jan. 26, 1974	A	W	87-76
Feb. 25, 1974	H	L	89-96
Jan. 25, 1975	H	L	78-87
Feb. 24, 1975	A	L	96-110
Jan. 3, 1976	H	L	86-102
March 6, 1976	A	L	80-90
Jan. 29, 1977	H	W	77-73
Feb. 26, 1977	A	W	86-76
Jan. 23, 1978	H	W	90-79
Feb. 20, 1978	A	W (ot)	101-95
Jan. 15, 1979	H	W	94-82
Feb. 12, 1979	A	W	78-68
Jan. 16, 1980	H	W	93-82
Feb. 13, 1980	A	W	50-44
Jan. 21, 1981	A	W	74-64
Feb. 18, 1981	H	W	58-47
Jan. 20, 1982	H	W	69-68
Feb. 17, 1982	A	L	72-82
Jan. 29, 1983	H	L	62-64
Feb. 26, 1983	A	W	87-61
Jan. 27, 1984	A	L	78-80
Feb. 25, 1984	H	W	81-80
Jan. 26, 1985	H	W	80-62
Feb. 27, 1985	A	W	78-73
March 7, 1985	Birm	L	55-58
Feb. 4, 1986	A	W	63-61
Feb. 26, 1986	H	L	86-92
Jan. 28, 1987	H	W	75-73
March 1, 1987	A	L	62-100
Feb. 3, 1988	A	W	78-69
March 5, 1988	H	L	80-89
Jan. 7, 1989	H	W	104-77
Feb. 8, 1989	A	W	104-91
Jan. 6, 1990	A	W	77-70
Feb. 7, 1990	H	W	82-71
March 9, 1990	Orl	L	76-78
Jan. 12, 1991	A	W	96-84
Feb. 13, 1991	H	W	98-61
March 8, 1991	Nash	L	77-92
Jan. 8, 1992	A	W	87-70
Feb. 22, 1992	H	W	99-82
Jan. 9, 1993	H	W	87-81
Feb. 13, 1993	A	W	75-73
Jan. 8, 1994	H	W	83-72
Feb. 12, 1994	A	L	83-111
Jan. 11, 1995	A	W	76-73
Feb. 25, 1995	H	W	89-78
Jan. 21, 1996	A	L	87-95
Feb. 24, 1996	H	W	93-67
Jan. 22, 1997	H	W	75-59
Feb. 8, 1997	A	L	72-76
Jan. 14, 1998	H	W	59-54
Feb. 14, 1998	A	L	44-66
Jan. 9, 1999	H	L	70-73
Feb. 6, 1999	A	L	54-80
Feb. 9, 2000	H	W	83-68
March 1, 2000	A	W	55-53

Jan. 13, 2001	A	L	69-85
Feb. 10, 2001	H	L	65-76
Jan. 19, 2002	H	W	75-58
March 2, 2002	A	W	59-54
Feb. 8, 2003	A	L	54-56
Feb. 26, 2003	H	W	94-63
Feb. 18, 2004	H	L	68-80
March 6, 2004	A	L	66-78
Feb. 9, 2005	H	W	90-69
Feb. 26, 2005	A	W	77-64
March 11, 2005	Atl	W	89-58

**Atl = Atlanta, Ga.**  
**Lville = Louisville, Ky.**  
**Birm = Birmingham, Ala.**  
**Orl = Orlando, Fla.**  
**Nash = Nashville, Tenn.**  
**LSU at home: LSU leads, 41-20**  
**at Auburn: Auburn leads, 31-30**  
**at Neutral Sites: Auburn leads, 5-4**

<b>Ball State (0-1)</b>			
March 19, 2002	H	L	65-75

<b>Barksdale AFB (1-1)</b>			
Jan. 28, 1944	H	L	44-47
Feb. 14, 1944	A	W	46-41

<b>Baton Rouge HS (1-0)</b>			
Feb. 18, 1909	H	W	36-14

<b>Baylor (3-4)</b>			
Feb. 23, 1921	A	L	20-32
Feb. 24, 1921	A	W	34-33
Dec. 14, 1946	H	W	61-34
Dec. 19, 1956	H	W	84-76
Dec. 5, 1964	H	L	72-84
Jan. 7, 1971	H	L	83-90
Dec. 6, 1971	A	L	77-81

**LSU at home: Tied, 2-2**  
**at Baylor: Baylor leads, 2-1**

<b>Baytown (Humble) (1-0)</b>			
1941	A	W	54-44

<b>Belmont (1-0)</b>			
Dec. 29, 1998	H	W	82-63

<b>Bergstrom Field (1-0)</b>			
Feb. 5, 1944	H	W	53-46

<b>Bessemer AC (0-2)</b>			
Feb. 10, 1911	A	L	17-37
Feb. 9, 1912	A	L	20-42

<b>Birmingham AC (3-4)</b>			
Feb. 9, 1911	A	L	17-45
Feb. 8, 1912	A	L	7-54
Feb. 1916	A	L	30-39
Feb. 1917	A	W	37-13
Feb. 8, 1918	A	L	23-33
Feb. 8, 1918	A	W	33-22
Feb. 10, 1920	A	W	28-19

<b>Birmingham High (1-0)</b>			
Feb. 11, 1911	A	W	23-21

<b>Birmingham Southern (4-0)</b>			
Dec. 5, 1951	H	W	77-40
Dec. 5, 1952	H	W	98-38
Dec. 6, 1956	H	W	60-59
Dec. 4, 1958	H	W	79-72

<b>Birmingham YMCA (1-0)</b>			
Feb. 11, 1911	A	W	23-21

## Bogalusa (1-0)

Dec. 16, 1940	H	W	52-43
---------------	---	---	-------

<b>Boston University (2-0)</b>			
Dec. 30, 1973	H	W	102-64
Dec. 28, 1979	H	W	92-72

<b>Brigham Young (1-1)</b>			
Dec. 1960	Gville	L	57-67
March 19, 1992	Boise	W	94-83
<b>Gville = Greenville, S.C.</b>			
<b>Boise = Boise, Idaho</b>			

<b>Brigham Young-Hawaii (2-0)</b>			
Nov. 30, 1985	A	W	89-71
Dec. 31, 1986	A	W	85-70

<b>California (2-1)</b>			
Nov. 29, 1975	H	W	85-68
Dec. 22, 1976	A	W	69-67
March 18, 1993	Chi	L	64-66
<b>Chi = Chicago, Ill.</b>			

<b>UCLA (0-7)</b>			
Dec. 30, 1950	A	L	66-95
Dec. 27, 1965	A	L	89-95
Dec. 23, 1969	A	L	84-133
Dec. 23, 1981	NO	L	76-83
Dec. 20, 1982	A	L	68-82
Dec. 18, 1993	A	L	80-100
Dec. 17, 1994	H	L	72-92

**NO = New Orleans, La.**  
**LSU at home: UCLA leads, 1-0**  
**at UCLA: UCLA leads, 5-0**  
**at Neutral Sites: UCLA leads, 1-0**

<b>Cal State-L.A. (1-0)</b>			
Dec. 8, 1989	H	W	82-57

<b>Campbell (2-0)</b>			
Dec. 16, 1992	H	W	93-71
Nov. 17, 2002	H	W	83-59

<b>Camp Livingston (1-0)</b>			
Jan. 1943	H	W	101-50

<b>Camp Polk (1-0)</b>			
Jan. 13, 1945	H	W	56-44

<b>Camp Van Dorn (2-0)</b>			
Jan. 12, 1944	H	W	51-15
Feb. 8, 1944	A	W	42-38

<b>Canisius (0-2)</b>			
Dec. 21, 1946	A	L	50-59
Dec. 13, 1947	A	L	44-59

<b>Centenary (7-1)</b>			
Dec. 21, 1914	A	W	38-17
Dec. 28, 1956	A	L	75-83
Dec. 19, 1995	H	W	65-63
Nov. 24, 1997	H	W	59-41
Dec. 21, 1999	A	W	80-52
Jan. 17, 2001	H	W	85-44
Jan. 15, 2003	H	W	112-65
Jan. 3, 2004	A	W	66-63

<b>Central Conn. State (1-0)</b>			
Jan. 20, 1993	H	W	86-53

<b>City College-N.Y. (1-0)</b>			
Nov. 28, 1975	H	W	109-73

<b>Chaminade (2-0)</b>			
Nov. 26, 1982	A	W	75-62
Dec. 29, 1988	A	W	94-79

## Chapman (1-0)

Dec. 7, 1990	H	W	101-68
--------------	---	---	--------

<b>Clemson (3-2)</b>			
Dec. 28, 1955	Jville	L	95-100
Dec. 29, 1966	Gville	L	82-92
Jan. 24, 1968	H	W	104-81
Dec. 7, 1968	A	W	86-85
Dec. 20, 1969	A	W	111-103
<b>Jville = Jacksonville, Fla.</b>			
<b>Gville = Greenville, S.C.</b>			

<b>Cleveland State (1-0)</b>			
Dec. 18, 1982	H	W	115-77

<b>Colgate (2-0)</b>			
Dec. 29, 1978	H	W	100-73
Nov. 28, 1980	Anch	W	79-61
<b>Anch = Anchorage, Alaska</b>			

<b>Columbus AC (Ga) (0-1)</b>			
Feb. 1916	A	L	21-42

<b>Connecticut (0-1)</b>			
March 14, 1991	Minn	L	62-79
<b>Minn = Minneapolis, Minn.</b>			

<b>Coppin State (0-1)</b>			
Dec. 22, 1994	H	L	66-69

<b>Cornell (3-0)</b>			
Dec. 28, 1962	Mia	W	55-48
Dec. 23, 1975	H	W	87-71
Dec. 30, 1995	H	W	70-60
<b>Mia = Miami, Fla.</b>			

<b>Corpus Christi (0-1)</b>			
Feb. 13, 1946	H	L	46-51

<b>Creighton (0-1)</b>			
Dec. 30, 1964	OKC	L	79-93
<b>OKC = Oklahoma City, Okla.</b>			

<b>Dayton (0-2)</b>			
March 16, 1984	SLC	L	66-74
Nov. 26, 1995	Haw	L	73-86
<b>SLC = Salt Lake City, Utah</b>			
<b>Haw = Honolulu, Hawaii</b>			

<b>Delaware (1-0)</b>			
Dec. 29, 1979	H	W	92-64

<b>Delaware State (1-0)</b>			
Dec. 3, 2002	H	W	65-44

<b>Denison (1-0)</b>			
Jan. 1, 1987	Haw	W	99-45
<b>Haw = Honolulu, Hawaii</b>			

<b>Denver (1-0)</b>			
Dec. 18, 1964	Evan	W	88-82
<b>Evan = Evansville, Ind.</b>			

<b>DePaul (3-3)</b>			
Feb. 5, 1940	A	L	28-53
Dec. 26, 1970	OKC	W	91-72
Dec. 30, 1975	H	L	67-70
Dec. 21, 1977	H	W	68-67
Jan. 20, 1980	A	L	75-78
March 20, 1987	Cinn	W	63-58
<b>OKC = Oklahoma City, Okla.</b>			
<b>Cinn = Cincinnati, Ohio</b>			

**LSU at home: Tied, 1-1**  
**at DePaul: DePaul leads, 2-0**  
**at Neutral Sites: LSU leads, 2-0**

**Dixon Academy (2-0)**

Jan. 30, 1909	A	W	35-20
March 6, 1909	H	W	21-12

**Drake (1-0)**

Jan. 2, 1993	H	W	94-86
--------------	---	---	-------

**Duke (1-5)**

March 3, 1930	Atl	L	34-43
Dec. 1960	A	L (ot)	74-80
Dec. 20, 1974	Col	W	105-95
Feb. 10, 1991	A	L	70-88
Feb. 8, 1992	H	L	67-77
Dec. 22, 1992	Maui	L	67-96

Atl = Atlanta, Ga.

Col = Columbia, S.C.

Maui = Maui, Hawaii

LSU at home: Duke leads, 1-0

at Duke: Duke leads, 2-0

at Neutral Sites: Duke leads, 2-1

**Duquesne (1-0)**

Dec. 30, 1968	OKC	W	94-91
---------------	-----	---	-------

OKC = Oklahoma City, Okla.

**Dupont-Ethyl (1-0)**

Jan. 20, 1945	H	W	82-52
---------------	---	---	-------

**Evansville (0-1)**

Dec. 19, 1964	A	L	73-93
---------------	---	---	-------

**Farleigh-Dickinson (1-0)**

Dec. 22, 1975	H	W	93-70
---------------	---	---	-------

**Florida (57-35)**

Feb. 28, 1947	Lville	W	60-45
Jan. 5, 1948	H	L	36-38
Dec. 11, 1948	A	W	52-50
Dec. 17, 1949	H	W	73-49
March 2, 1950	Lville	W	66-57
Dec. 9, 1950	A	W	77-59
Feb. 23, 1952	H	W	65-57
March 1952	Lville	W	77-69
Feb. 10, 1953	A	W	68-56
Jan. 11, 1954	H	W	91-59
Jan. 10, 1955	A	L	73-78
Jan. 1956	H	W	91-90
Jan. 8, 1957	A	L	50-74
Jan. 1958	H	L	57-81
Jan. 5, 1959	A	L	63-69
Jan. 2, 1960	H	L	63-73
Jan. 1961	A	L	75-79
Jan. 6, 1962	H	W	74-57
Jan. 5, 1963	A	W	72-63
Jan. 6, 1964	H	W	87-65
Jan. 4, 1965	A	L	62-102
Feb. 28, 1966	H	W	86-73
Jan. 7, 1967	H	L	70-87
Feb. 11, 1967	A	L	71-95
Jan. 6, 1968	A	L	90-97
Feb. 10, 1968	H	W (ot)	93-92
Dec. 18, 1968	H	W (ot)	93-89
Feb. 12, 1969	A	L	79-95
Feb. 4, 1970	A	W	97-75
Feb. 11, 1970	H	W	94-85
Dec. 18, 1970	H	W	87-77
Feb. 10, 1971	A	W	86-74
Dec. 22, 1971	A	L	81-92
Jan. 24, 1972	H	W	84-73
Dec. 22, 1972	H	W	67-54
Jan. 22, 1973	A	L	70-73
Jan. 7, 1974	A	L	68-72
Feb. 9, 1974	H	W	102-81
Jan. 6, 1975	H	W	92-91
Feb. 8, 1975	A	L	76-92
Jan. 5, 1976	H	W	85-79
March 8, 1976	A	L	81-94

Jan. 31, 1977	H	L	68-83
Feb. 28, 1977	A	W	79-74
Jan. 21, 1978	H	L	70-74
Feb. 18, 1978	A	L	72-73
Jan. 13, 1979	H	W	80-72
Feb. 10, 1979	A	W (ot)	88-82
Dec. 1, 1979	H	W	112-81
Jan. 26, 1980	A	W	66-58
Feb. 28, 1980	Birm	W	95-82
Jan. 3, 1981	A	W	92-66
Jan. 31, 1981	H	W	92-75
March 5, 1981	Birm	W	85-73
Jan. 2, 1982	H	W	61-60
Jan. 30, 1982	A	W	61-59
Feb. 1, 1983	H	W	78-69
Feb. 28, 1983	A	W (ot)	91-87
Feb. 1, 1984	A	L	60-78
Feb. 27, 1984	H	W	77-73
Jan. 23, 1985	H	W	86-68
Feb. 23, 1985	H	W	61-59
Jan. 22, 1986	A	L	65-74
Feb. 22, 1986	H	W	80-69
March 6, 1986	Lex	W	72-66
Dec. 16, 1986	A	L	75-96
Jan. 21, 1987	H	L	51-75
March 6, 1987	Atl	W	72-66
Jan. 27, 1988	A	L	50-61
March 6, 1988	H	W	86-69
Dec. 10, 1988	A	W	111-101
March 1, 1989	H	L	95-104
Jan. 27, 1990	H	W	70-52
Feb. 27, 1990	A	L	63-76
Jan. 26, 1991	H	W	76-66
Feb. 27, 1991	A	W	79-66
Feb. 5, 1992	A	W	70-50
Jan. 16, 1993	H	W	85-51
Jan. 5, 1994	A	L	73-74
Jan. 3, 1995	H	W	70-66
Jan. 27, 1996	A	L	70-73
Jan. 7, 1997	H	W (ot)	88-82
Jan. 17, 1998	A	W	66-63
Jan. 20, 1999	H	L	58-77
Mar. 4, 1999	Atl	L	75-97
Jan. 12, 2000	A	L	57-82
Feb. 13, 2001	H	L (ot)	74-81
Jan. 16, 2002	A	L	70-102
Jan. 28, 2003	H	L	53-70
March 14, 2003	NO	W	65-61
Feb. 14, 2004	A	W	73-70
Feb. 19, 2005	H	W	77-73

Lville = Louisville, Ky.

Birm = Birmingham, Ala.

Lex = Lexington, Ky.

Atl = Atlanta, Ga.

NO = New Orleans

LSU at home: LSU leads, 32-11

at Florida: Florida leads, 23-17

at Neutral Sites: LSU leads, 8-1

**Florida State (3-2)**

Dec. 1957	H	W	67-51
Dec. 27, 1958	A	L	67-82
Dec. 1, 1959	H	W	89-78
Dec. 16, 1967	Mil	L	100-130
Dec. 30, 2004	NO	W	67-50

Mil = Milwaukee, Wis.

NO = New Orleans, La.

**Fordham (1-0)**

Dec. 28, 1953	NO	W	65-49
---------------	----	---	-------

NO = New Orleans, La.

**Fresno State (1-2)**

Dec. 28, 1996	H	W#	79-75
Nov. 26, 1997	A	L	65-90
Nov. 28, 1999	Hon	W	95-85

# - Game forfeited by NCAA

Hon = Honolulu, Hawaii

**Furman (0-1)**

Dec. 1960	A	L (3ot)	55-56
-----------	---	---------	-------

**George Mason (1-0)**

Dec. 3, 1994	H	W	127-104
--------------	---	---	---------

**Georgetown (4-2)**

March 15, 1970	NYC	W	83-82
Jan. 6, 1972	H	W	90-71
Nov. 30, 1980	Anch	W	76-67
Feb. 2, 1986	A	L	72-74
March 18, 1988	Hford	L	63-66
Jan. 28, 1989	NO	W	82-80

**Georgia (56-39)**

Feb. 11, 1920	A	L	15-32
Dec. 23, 1935	H	W	46-34
March 2, 1939	Knox	W	50-28
Jan. 1943	A	W	54-39
March 2, 1946	Lville	W	60-41
Feb. 6, 1951	A	L	65-68
Jan. 18, 1952	H	W	98-60
Jan. 19, 1953	A	W	55-50
Jan. 8, 1954	H	W	97-62
Jan. 9, 1954	H	W	100-53
Jan. 8, 1955	A	L (ot)	70-76
Dec. 29, 1955	Jville	W	91-86
Jan. 7, 1956	H	W	96-77
Jan. 6, 1957	A	L	70-78
Jan. 1958	H	L	56-59
Dec. 29, 1958	Jville	W	63-60
Jan. 3, 1959	A	W	79-66
Dec. 29, 1959	Jville	L	67-79
Jan. 4, 1960	H	W	81-77
Jan. 1961	A	L	66-80
Jan. 8, 1962	H	W	76-57
Jan. 7, 1963	A	L (ot)	67-76
Jan. 4, 1964	H	W	81-63
Jan. 2, 1965	H	W	70-69
Jan. 1, 1966	A	L	52-82
Jan. 9, 1967	H	W	87-85
Feb. 13, 1967	A	L	65-78
Jan. 8, 1968	A	W	79-76
Feb. 12, 1968	H	L	73-78
Dec. 21, 1968	H	W	98-89
March 8, 1969	A	W (2ot)	90-80
Feb. 18, 1970	H	W	88-86
March 7, 1970	A	W	99-88
Dec. 21, 1970	H	W	97-76
March 6, 1971	A	W	69-66
Dec. 20, 1971	A	L	95-115
Jan. 22, 1972	H	W	69-68
Dec. 16, 1972	H	L	62-66
Jan. 20, 1973	A	W	56-55
Jan. 21, 1974	H	W	90-83
Feb. 23, 1974	A	W	84-79
Jan. 20, 1975	A	W	90-89
Feb. 22, 1975	H	W (ot)	96-90
Jan. 24, 1976	H	L	79-83
Feb. 21, 1976	A	L	70-75
Jan. 17, 1977	H	W	97-77
Feb. 14, 1977	A	W	75-69
Jan. 7, 1978	H	W	96-78
Feb. 4, 1978	A	W	89-68
Jan. 3, 1979	H	W	97-75
Jan. 27, 1979	A	L	88-93
Jan. 12, 1980	A	L (2ot)	72-73
Feb. 9, 1980	H	W	96-77
Jan. 17, 1981	H	W	78-65
Feb. 14, 1981	A	W	64-62
March 6, 1981	Birm	L	60-68
Jan. 16, 1982	A	W	54-53
Feb. 13, 1982	H	L	51-57
Jan. 8, 1983	H	W	60-56
Feb. 5, 1983	A	W	70-59
Jan. 5, 1984	A	W	81-77
Feb. 4, 1984	H	W (ot)	69-68

Jan. 2, 1985	A	W	79-74
Feb. 2, 1985	H	L	58-59
Feb. 1, 1986	A	L	76-92
Jan. 10, 1987	H	L (ot)	63-64
Feb. 11, 1987	A	L	57-63
March 7, 1987	Atl	W (2ot)	89-88
Jan. 16, 1988	A	L	50-59
Feb. 17, 1988	H	W	63-62
Jan. 25, 1989	A	W	80-79
Feb. 20, 1989	H	W	97-83
Jan. 24, 1990	H	L (ot)	92-94
Feb. 25, 1990	A	L	85-86
Jan. 7, 1991	H	W	83-76
Feb. 8, 1991	A	W	89-86
Feb. 11, 1992	H	L	62-64
Feb. 27, 1993	A	L	78-81
Feb. 19, 1994	H	L	84-100
March 10, 1994	Mem	L	70-83
Feb. 18, 1995	A	L	89-98
Feb. 7, 1996	H	L	82-85
Feb. 22, 1997	A	L	59-82
March 6, 1997	Mem	L	54-75
Jan. 24, 1998	H	L	52-61
Feb. 20, 1999	A	L	57-59
Jan. 19, 2000	H	W	61-57
Jan. 21, 2001	A	L	63-68
March 8, 2001	Nash	W	63-62
Feb. 23, 2002	H	L	54-55
March 8, 2002	Atl	W	78-76
Jan. 5, 2003	H	L	63-89
Jan. 28, 2004	H	W	63-59
Feb. 2, 2005	A	W	95-79

Knox = Knoxville, Tenn.

Lville = Louisville, Ky.

Jville = Jacksonville, Fla.

Birm = Birmingham, Ala.

Atl = Atlanta, Ga.

Mem = Memphis, Tenn.

Nash = Nashville, Tenn.

LSU at home: LSU leads, 29-13

at Georgia: Georgia leads, 22-20

at Neutral Sites: LSU leads, 7-4

**Georgia State (1-0)**

Dec. 28, 1994	H	W	105-70
---------------	---	---	--------

**Georgia Navy (1-0)**

Jan. 1943	A	W	50-34
-----------	---	---	-------

**Georgia Tech (20-14)**

Feb. 10, 1927	H	W	29-27
Feb. 26, 1932	A	W	36-33
Feb. 4, 1938	H	W	47-35
Feb. 9, 1939	A	L	35-37
Feb. 2, 1940	H	L	33-34
Feb. 10, 1941	A	W	43-41
Feb. 6, 1942	H	W	54-41
Jan. 1943	A	L	44-45
Jan. 10, 1948	H	L	40-52
Jan. 26, 1948	A	W	54-46
Jan. 8, 1949	H	W	65-59
Feb. 7, 1949	A	W	72-63
March 4, 1949	Lville	W	55-53
Jan. 6, 1950	H	W	63-52
Feb. 6, 1950	A	L	58-85
Jan. 5, 1951	H	W	68-49
Feb. 4, 1952	A	W	73-51
Feb. 21,			

INTRO
THIS IS LSU
TIGERS
COACHES
REVIEW
PREVIEW
RECORDS
<b>HISTORY</b>
LSU
MEDIA

Feb. 7, 1964	A	L	49-51
March 20, 1986	A	W	70-64
Dec. 14, 1986	H	W	52-44
March 15, 1987	Chi	W	85-79
Dec. 16, 1987	A	L	70-87
March 17, 1990	Knox	L	91-94

**Lville = Louisville, Ky.**  
**Chi = Chicago, Ill.**  
**Knox = Knoxville, Tenn.**  
**LSU at home: LSU leads, 10-5**  
**at Georgia Tech: Tied, 8-8**  
**at Neutral Sites: LSU leads, 2-1**

**Grambling State (1-0)**

Nov. 20, 2000	H	W	112-37
---------------	---	---	--------

**Gulfport Navy (0-3)**

Jan. 20, 1944	A	L	40-44
Jan. 9, 1945	A	L	41-73
Feb. 20, 1945	H	L	62-84

**Hammond Air Base (1-0)**

Feb. 14, 1945	A	W	66-36
---------------	---	---	-------

**Harding Field (2-1)**

Dec. 1942	H	W	92-42
Dec. 20, 1943	A	W	54-29
Jan. 26, 1944	H	L	48-50

**Hardin-Simmons (4-0)**

Dec. 30, 1947	FtW	W	62-46
Dec. 14, 1985	H	W	87-71
Dec. 19, 1986	H	W	77-71
Dec. 30, 1989	H	W	100-66

**FtW = Fort Worth, Texas**

**Hawaii (0-1)**

Nov. 28, 1982	A	L	66-68
---------------	---	---	-------

**Hawaii-Hilo (2-0)**

Dec. 3, 1985	A	W	70-61
Nov. 24, 2001	A	W	64-62

**Hawaii-Loa (1-0)**

Dec. 2, 1985	A	W	77-68
--------------	---	---	-------

**Hawaii-Pacific (2-0)**

Nov. 27, 1982	A	W	98-76
Dec. 1, 1985	A	W	101-89

**Holy Cross (1-1)**

March 14, 1953	Ral	W	81-73
Dec. 29, 1953	NO	L	56-66

**Ral = Raleigh, N.C.**  
**NO = New Orleans, La.**

**Houston (5-8)**

Dec. 22, 1962	A	W	74-73
Dec. 15, 1965	A	L	87-110
Dec. 27, 1971	A	L	66-100
Dec. 29, 1981	NO	L	69-73
Dec. 6, 1983	H	L	91-100
Dec. 8, 1984	A	L	73-81
Dec. 30, 1997	H	W	72-50
Nov. 30, 1998	A	L	55-67
Nov. 28, 2001	A	W	61-59
Dec. 20, 2001	H	W	73-69
Jan. 8, 2003	H	W	80-51
Dec. 30, 2003	A	L	52-60
Dec. 21, 2004	A	L	72-81

**NO = New Orleans**  
**LSU at home: LSU leads, 3-1**  
**at Houston: Houston leads, 5-2**  
**at Neutral Sites: Houston leads, 1-0**

**Houston Baptist (1-0)**

Dec. 19, 1983	H	W	60-59
---------------	---	---	-------

**Houma Navy (2-0)**

Jan. 14, 1944	H	W	43-31
Feb. 3, 1944	A	W	36-27

**Howard (1-0)**

Dec. 27, 1999	H	W	81-55
---------------	---	---	-------

**Illinois (0-2)**

Dec. 22, 1988	H	L	100-127
Dec. 22, 1990	A	L	96-102

**Illinois-Chicago (1-0)**

Dec. 30, 1986	Hon	W	117-84
---------------	-----	---	--------

**Hon = Honolulu, Hawaii**

**Indiana (0-5)**

March 17, 1953	KC	L	67-80
March 13, 1954	IC	L	62-73
March 28, 1981	Phil	L	49-67
March 22, 1987	Cin	L	76-77
March 21, 1992	Boi	L	79-89

**KC = Kansas City, Mo.**  
**IC = Iowa City, Iowa**  
**Phil = Philadelphia, Pa.**  
**Cin = Cincinnati, Ohio**  
**Boi = Boise, Idaho**

**Iona (1-0)**

Dec. 22, 1973	H	W	105-78
---------------	---	---	--------

**Iowa (2-1)**

Dec. 28, 1963	Port	W	92-81
Nov. 26, 1996	Maui	W*	70-60
March 13, 2002	A	W	63-61

**\*Game forfeited by NCAA**  
**Port = Portland, Ore.**  
**Maui = Maui, Hawaii**

**Jackson AFB (1-0)**

Jan. 16, 1945	A	W	50-32
---------------	---	---	-------

**Jacksonville (0-1)**

Dec. 30, 1959	A	L	63-72
---------------	---	---	-------

**Jackson State (2-1)**

Dec. 22, 1995	H	L	76-87
Dec. 14, 1997	H	W	57-49
Dec. 12, 1998	H	W	72-53

**Jefferson College (5-0)**

Dec. 1915	H	W	55-18
Dec. 13, 1917	H	W	42-18
Feb. 1, 1919	H	W	66-18
Dec. 30, 1919	H	W	46-15
Dec. 31, 1919	H	W	57-24

**Kansas (1-3)**

Dec. 12, 1953	H	W	68-63
Dec. 6, 1954	A	L	58-83
Nov. 17, 1989	H	L	83-89
Nov. 25, 1996	Maui	L	53-82

**Maui = Maui, Hawaii**

**Keesler Field (8-2)**

Jan. 8, 1944	A	L	53-60
Feb. 5, 1945	H	W	60-57
Dec. 17, 1945	A	L	58-69
Dec. 18, 1945	A	W	78-61
Jan. 9, 1946	H	W	56-39
Dec. 4, 1946	H	W	81-48
Nov. 28, 1948	H	W	85-33
Dec. 10, 1948	A	W	95-42
Nov. 25, 1949	H	W	62-46
Dec. 6, 1950	H	W	72-41

**Kentucky (21-76)**

Feb. 22, 1933	Atl	L	38-51
Feb. 26, 1937	Knox	L	37-57
March 3, 1939	Knox	L	34-53
March 3, 1944	Lville	L	28-55
Feb. 1945	Lville	L	37-63
March 2, 1946	N	L	36-59
March 1948	N	L	47-63
Jan. 31, 1951	H	L	59-81
Jan. 5, 1952	A	L	47-57
March 1952	N	L	43-44
March 9, 1954	Nash	L	56-63
Dec. 4, 1954	A	L	58-74
Jan. 17, 1955	H	L	62-64
Dec. 3, 1955	H	L	52-62
Jan. 14, 1956	A	L	65-107
Jan. 12, 1957	H	L	46-51
Jan. 1958	A	L	52-97
Jan. 10, 1959	H	L	61-76
Jan. 9, 1960	A	L	45-77
Jan. 1961	H	W	73-59
Jan. 12, 1962	A	L	63-84
Jan. 11, 1963	H	L	56-63
Jan. 10, 1964	A	L	84-103
Jan. 9, 1965	H	L	66-79
Jan. 24, 1966	A	L	85-111
Jan. 28, 1967	A	L	72-102
Feb. 4, 1967	H	L	84-105
Jan. 27, 1968	H	L	95-121
Feb. 3, 1968	A	L	96-109
Jan. 25, 1969	H	L	96-108
Feb. 22, 1969	A	L	89-103
Jan. 24, 1970	A	L	96-109
Feb. 21, 1970	H	L	105-121
Jan. 23, 1971	H	L	79-82
Feb. 20, 1971	A	L	73-110
Jan. 29, 1972	A	L	71-89
Feb. 26, 1972	H	W	88-71
Jan. 27, 1973	H	W	71-86
Feb. 24, 1973	A	L	76-94
Jan. 5, 1974	H	W	95-84
Feb. 4, 1974	A	L	70-73
Jan. 4, 1975	A	L	80-115
Feb. 3, 1975	H	L	76-77
Feb. 2, 1976	A	L	71-85
Feb. 1, 1976	H	L	70-85
Jan. 22, 1977	A	L	72-87
Feb. 19, 1977	H	L	76-90
Jan. 14, 1978	A	L	76-96
Feb. 11, 1978	H	W (ot)	95-94
Jan. 6, 1979	A	W	93-89
Feb. 3, 1979	H	W	70-61
March 2, 1979	Birm	L	67-80
Jan. 28, 1980	A	W	65-60
Feb. 24, 1980	H	L (ot)	74-76
March 1, 1980	Birm	W	80-78
Jan. 19, 1981	H	W	81-67
March 1, 1981	A	L	71-73
Jan. 25, 1982	A	L	65-76
Feb. 27, 1982	H	W	94-78
Jan. 5, 1983	A	L	50-52
March 5, 1983	H	W	74-60
Jan. 7, 1984	H	L	80-96
March 5, 1984	A	L	68-90
Jan. 31, 1985	A	L	43-53
March 2, 1985	H	W	67-61
Jan. 29, 1986	H	L	52-54
March 1, 1986	A	L	57-68
March 7, 1986	A	L	58-61
March 22, 1986	Atl	W	59-57
Jan. 18, 1987	A	W	76-41
Feb. 21, 1987	H	W	65-52
Jan. 23, 1988	H	L	61-76
Feb. 24, 1988	A	L	65-92
March 12, 1988	H	L	80-86
Jan. 14, 1989	A	W	64-62
Feb. 15, 1989	H	W	99-80

Jan. 13, 1990	H	W	94-81
Feb. 15, 1990	A	L	95-100
Jan. 5, 1991	A	L	80-93
Feb. 5, 1991	H	W	107-88
Feb. 2, 1992	H	W	74-53
March 14, 1992	Birm	L	74-80
Jan. 26, 1993	A	L	67-105
March 14, 1993	A	L	65-82
Feb. 15, 1994	H	L	95-99
March 4, 1995	A	L	80-127
Jan. 16, 1996	H	L	97-129
Feb. 12, 1997	A	L	48-84
Feb. 4, 1998	H	L	61-63
Jan. 30, 1999	A	L	62-86
Feb. 13, 2000	H	W	70-57
Feb. 21, 2001	A	L	61-84
Feb. 9, 2002	H	L	56-68
Feb. 15, 2003	A	L	57-68
Feb. 29, 2004	H	L	64-70
Jan. 22, 2005	A	L	58-89
March 12, 2005	Atl	L (ot)	78-79

**Atl = Atlanta, Ga.**  
**Knox = Knoxville, Tenn.**  
**Lville = Louisville, Ky.**  
**Nash = Nashville, Tenn.**  
**Birm = Birmingham, Ala.**  
**LSU at home: Kentucky leads, 26-15**  
**at Kentucky: Kentucky leads, 37-4**  
**at Neutral Sites: Kentucky leads, 13-2**

**Lafayette (Pa.) (2-0)**

Dec. 19, 1957	Char	W	80-72
Dec. 30, 1996	H	W	64-43

**Char = Charlotte, N.C.**

**Lamar (3-1)**

March 14, 1981	Aus	W	100-78
Dec. 16, 1985	A	W	74-57
Dec. 4, 1989	H	W	116-76
Dec. 1, 1997	H	L	64-70

**Aus = Austin, Texas**

**Lebanon Valley (1-0)**

March 13, 1953	Ral	W	89-76
----------------	-----	---	-------

**Ral = Raleigh, N.C.**

**Long Island (1-0)**

Dec. 15, 1947	A	L	47-67
---------------	---	---	-------

**Louisiana College (28-6)**

Dec. 19, 1913	A	W	17-15
Jan. 17, 1914	H	W	27-24
Feb. 1915	H	W	30-4
Jan. 1916	H	W	14-11
Jan. 1916	H	W	20-19
Jan. 1920	A	W	35-20
Jan. 30, 1920	H	W	63-19
Jan. 31, 1920	H	W	39-15
Jan. 13, 1922	H	W	52-26
Jan. 14, 1922	H	W	50-22
Dec. 1922	H	W	23-22
Dec. 1922	H	W	33-22
Jan. 14, 1925	A	W	23-17
Jan. 15, 1925	A	L	20-27
Jan. 28, 1925	H	W	39-36
Jan. 29, 1925	H	W	32-31
Jan. 11, 1926	H	W	39-28
Jan. 12, 1926	H	W	44-22
Jan. 21, 1927	A	L	19-35
Jan. 22, 1927	A	W	23-20
Feb. 10, 1928	H	W	47-17
Feb. 11, 1928	H	W	47-22
Jan. 14, 1929	A	W	32-31
Jan. 15, 1929	A	L	43-44
Jan. 3, 1930	A	L	41-53
Jan. 4, 1930	A	L	15-55
Dec. 7, 1953	H	W	128-74

Dec. 1, 1954	H	W	80-63
Dec. 1, 1955	H	L	79-84
Dec. 3, 1956	H	W	89-81
Dec. 1957	H	W	66-62
Dec. 11, 1958	H	W	59-53
Dec. 4, 1959	H	W	73-68
Dec. 23, 1995	H	W	104-65

**LSU at home: LSU leads, 23-1**  
**at La. College: Tied, 5-5**

### LSU ASTU (2-0)

Feb. 1, 1944	H	W	37-25
Feb. 25, 1944	H	W	65-45

### Louisiana-Lafayette (33-10)

Jan. 9, 1914	H	W	44-7
Jan. 14, 1915	H	W	29-6
Jan. 15, 1915	H	W	39-16
Dec. 1915	H	W	44-14
Dec. 1915	H	W	69-13
Dec. 1916	A	W	33-20
Dec. 1916	A	L	13-21
Dec. 1916	H	W	50-13
Jan. 11, 1918	A	W	36-7
Jan. 1921	H	W	47-11
Feb. 11, 1921	H	W	61-8
Jan. 10, 1922	H	W	41-8
Jan. 11, 1922	H	W	29-17
Jan. 1923	H	W	25-22
Jan. 19, 1924	H	L	12-15
Jan. 21, 1924	H	L	14-26
Jan. 9, 1925	H	W	30-19
Jan. 10, 1925	H	W	22-17
Jan. 8, 1926	A	W	25-13
Jan. 9, 1926	A	W	31-29
Feb. 21, 1927	H	W	34-22
Feb. 22, 1927	H	W	29-12
Jan. 6, 1928	H	W	40-17
Jan. 7, 1928	H	W	36-17
Jan. 7, 1929	H	W	23-17
Jan. 8, 1929	H	W	29-22
Feb. 11, 1929	A	L	34-36
Feb. 12, 1929	A	L	23-25
Jan. 30, 1931	H	L	26-40
Jan. 31, 1931	H	L	29-34
Jan. 8, 1932	H	W	44-23
Jan. 9, 1932	H	W	50-35
Dec. 18, 1934	H	W	54-30
Dec. 18, 1935	H	W	43-28
Dec. 16, 1936	H	W	44-19
Dec. 13, 1937	H	W	31-26
Dec. 10, 1940	H	L	30-39
Feb. 19, 1944	H	L	40-62
Feb. 21, 1944	H	L	37-60
Jan. 6, 1945	H	W	44-42
Jan. 24, 1945	A	W	59-44
Dec. 4, 2001	H	W	83-65
Nov. 21, 2004	H	W	83-69

**LSU at home: LSU leads, 28-7**  
**at ULL: LSU leads, 5-3**

### Louisiana-Monroe (3-0)

Nov. 22, 1991	H	W	77-76
Nov. 20, 2000	H	W	92-49
Nov. 29, 2003	H	W	96-65

### Louisiana Tech (9-1)

Jan. 30, 1928	H	W	40-23
Jan. 31, 1928	H	W	37-28
Jan. 24, 1930	A	W	37-31
Jan. 25, 1930	A	W	42-27
Jan. 20, 1937	H	W	54-24
Jan. 21, 1937	H	W	35-34
Jan. 17, 1945	A	W	43-38
Feb. 7, 1945	H	W	83-56
Feb. 11, 1946	H	W	58-43
Dec. 6, 1988	H	L (ot)	109-111

**LSU at home: LSU leads, 6-1**  
**at La. Tech: LSU leads, 3-0**

### Louisville (1-8)

Dec. 21, 1948	A	L	44-79
Dec. 22, 1949	A	L	65-75
Dec. 1960	H	L	53-72
Dec. 29, 1961	NO	W	84-70
March 16, 1980	Hou	L	66-86
March 29, 1986	Dal	L	77-88
Dec. 21, 1991	H	L	92-93
Feb. 23, 1994	A	L	64-82
Dec. 7, 1996	Ana	L (ot)	87-93

**NO = New Orleans, La.**  
**Hou = Houston, Texas**

**Dal = Dallas, Texas**

**Ana = Anaheim, Calif.**

**LSU at home: Louisville leads, 2-0**

**at Louisville: Louisville leads, 3-0**

**at Neutral Sites: Louisville leads, 3-1**

### Loyola (Chicago) (2-0)

Dec. 6, 1982	H	W	97-80
Nov. 28, 1984	H	W	102-96

### Loyola Marymount (2-0)

Feb. 3, 1990	H	W(ot)	148-141
Dec. 20, 1990	H	W	122-114

### Loyola-NO (37-15)

Jan. 10, 1921	H	W	74-12
Jan. 24, 1924	H	W	27-20
Jan. 25, 1924	H	W	17-15
Feb. 25, 1924	A	W	34-28
Feb. 26, 1924	A	W	37-4
Jan. 21, 1925	H	W	30-13
Jan. 22, 1925	H	W	32-18
March 3, 1925	A	W	26-15
Jan. 28, 1927	H	L	15-16
Jan. 29, 1927	H	W	42-18
Feb. 11, 1927	A	L	26-41
Feb. 12, 1927	A	L	19-27
Feb. 12, 1937	H	W	46-31
Jan. 20, 1947	A	W	44-43
Feb. 24, 1947	H	W	61-47
Jan. 19, 1948	A	L	42-49
Feb. 16, 1948	H	L	45-46
Jan. 13, 1949	A	W	56-52
Feb. 14, 1949	H	W	63-41
Jan. 4, 1950	H	W	62-56
Jan. 9, 1950	A	W	51-47
Jan. 2, 1952	H	W	77-60
Jan. 16, 1953	A	W	58-52
Jan. 5, 1954	H	W	69-65
Feb. 7, 1955	A	L	68-75
Dec. 17, 1955	H	L	65-71
Dec. 8, 1956	H	L (ot)	73-77
Dec. 22, 1956	A	L	68-75
Dec. 23, 1957	A	L	62-94
Jan. 1957	H	L	70-82
Dec. 17, 1958	H	W	78-68
Jan. 27, 1959	A	W	70-68
Dec. 10, 1959	H	L (ot)	65-66
Jan. 27, 1960	A	L	64-74
Dec. 1960	H	W	73-59
Jan. 1960	A	W	51-49
Nov. 26, 1961	H	W	57-48
Feb. 1, 1962	A	W	77-61
Dec. 3, 1962	H	W	79-66
Jan. 30, 1963	A	W	72-69
Dec. 2, 1963	H	W	80-67
Jan. 29, 1964	A	W	73-62
Dec. 1, 1964	H	W	88-78
Feb. 10, 1965	A	W	89-76
Dec. 1, 1965	H	L	61-72
Dec. 9, 1965	A	W	88-84
Dec. 9, 1966	A	L (2ot)	86-87

Dec. 9, 1967	H	W	90-56
Dec. 2, 1968	A	W	109-82
Dec. 9, 1969	H	W	100-87
Dec. 1, 1970	A	W	109-103
Jan. 8, 1972	H	W	103-85

**LSU at home: LSU leads, 21-7**  
**at Loyola-NO: LSU leads, 16-8**

### Maine (1-0)

Dec. 15, 1979	H	W	103-81
---------------	---	---	--------

### Marist (2-0)

Nov. 25, 1988	H	W	94-58
Dec. 29, 1995	H	W	80-65

### Marquette (0-1)

March 19, 1970	NYC	L	79-101
----------------	-----	---	--------

**NYC = New York City, N.Y.**

### Maryland (2-2)

Feb. 23, 1931	Atl	L	34-37
Dec. 21, 1963	Bburg	L	65-75
Dec. 12, 1987	H	W	55-54
Jan. 2, 1989	A	W	79-77

**Atl = Atlanta, Ga.**

**Bburg = Blacksburg, Va.**

### Maryland Baltimore Co. (1-0)

Dec. 30, 1995	H	W	88-67
---------------	---	---	-------

### McGowan-Lyons (0-1)

Feb. 11, 1924	A	L	22-28
---------------	---	---	-------

### McNeese State (14-0)

Dec. 6, 1986	A	W	77-62
Dec. 8, 1988	H	W	91-89
Dec. 2, 1989	H	W	85-49
Jan. 20, 1992	H	W	115-67
Dec. 1, 1992	H	W	83-72
Dec. 16, 1993	H	W	93-72
Nov. 29, 1994	H	W	86-71
Dec. 1, 1995	H	W	83-73
Nov. 21, 1998	H	W	56-39
Dec. 13, 2000	H	W	87-68
Dec. 15, 2001	H	W	80-57
Dec. 7, 2002	H	W	93-72
Nov. 24, 2003	H	W	87-77
Dec. 13, 2004	H	W	82-79

**LSU at home: LSU leads, 13-0**

**At McNeese St.: LSU leads, 1-0**

### Memphis (2-2)

Jan. 12, 1972	A	L	65-82
Dec. 5, 1972	H	W	69-57
March 15, 1986	H	W	83-81
Dec. 23, 1992	Maui	L	66-70

**Maui = Maui, Hawaii**

### Mercer (3-0)

Feb. 12, 1920	A	W	33-22
Dec. 5, 1992	H	W	92-48
Nov. 24, 2001	Hilo	W	64-62

**Hilo = Hilo, Hawaii**

### Miami (Fla.) (1-3)

Dec. 11, 1950	A	L	62-68
Dec. 1952	H	W	86-58
Dec. 1957	H	L	65-73
Dec. 27, 2001	NO	L	61-68

**NO = New Orleans, La.**

### Michigan (0-2)

Dec. 5, 1995	H	L	68-69
Dec. 15, 1996	A	L	59-70

### Michigan State (0-1)

March 16, 1979	Indy	L	71-87
----------------	------	---	-------

**Indy = Indianapolis, Ind.**

### Middle Tennessee State (1-0)

Nov. 27, 1991	H	W	96-65
---------------	---	---	-------

### Millsaps (5-0)

Feb. 1917	H	W	95-6
Feb. 1917	A	W	57-11
Feb. 6, 1918	A	W	66-10
Feb. 1923	H	W	32-10
Feb. 1923	H	W	34-23

### Ole Miss (110-77)

Feb. 4, 1910	H	W	39-14
Feb. 5, 1910	H	W	25-4
Jan. 15, 1912	H	W	27-15
Feb. 16, 1912	H	W	33-11
Feb. 21, 1916	H	W	55-29
Feb. 18, 1921	H	L	22-23
Feb. 19, 1921	H	W	26-16
Jan. 15, 1926	H	W	27-24
Jan. 16, 1926	H	L	19-43
Jan. 14, 1927	H	L	16-36
Jan. 15, 1927	H	W	22-21
Jan. 13, 1928	H	W	20-17
Jan. 14, 1928	H	W	36-25
Jan. 15, 1928	H	L	23-33
Jan. 26, 1928	H	W	34-33
Feb. 25, 1928	Atl	L	28-53
Jan. 11, 1929	H	L	21-42
Jan. 12, 1929	H	L	17-34
Jan. 18, 1929	A	L	24-28
Jan. 19, 1929	A	L	25-30
Jan. 10, 1930	A	L	27-31
Jan. 11, 1930	A	W	31-21
Jan. 17, 1930	H	L	24-47
Jan. 18, 1930	H	L	29-32
Jan. 15, 1931	A	W	26-24
Jan. 16, 1931	A	L	29-30
Jan. 15, 1932	A	W	37-34
Jan. 16, 1932	A	L	22-24
Jan. 29, 1932	H	W	55-53
Jan. 30, 1932	H	L	33-35
Jan. 13, 1933	A	L	37-40
Jan. 14, 1933	A	L	32-34
Feb. 13, 1933	H	W	53-33
Feb. 14, 1933	H	W	50-33
Feb. 12, 1934	H	W	52-33
Feb. 13, 1934	H	W	49-39
Feb. 4, 1935	H	W	47-32
Feb. 5, 1935	H	W	47-33
Jan. 31, 1936	H	W	54-37
Feb. 1, 1936	H	L	46-51
Feb. 14, 1936	A	L	47-59
Feb. 15, 1936	A	L	51-69
Jan. 13, 1937	A	L	47-50
Jan. 14, 1937	A	L	27-40
Jan. 14, 1938	H	L	48-59
Jan. 15, 1938	H	L	44-47
March 4, 1938	H	L	41-68
Jan. 9, 1939	A	W	42-41
Jan. 10, 1939			

INTRO
THIS IS LSU
TIGERS
COACHES
REVIEW
PREVIEW
RECORDS
HISTORY
LSU
MEDIA

Jan. 10, 1947	A	W	54-43
Feb. 3, 1947	H	W	63-43
Feb. 27, 1947	Lville	W	61-36
Feb. 2, 1948	A	L	37-49
Feb. 23, 1948	H	W	52-50
Jan. 31, 1949	A	W	58-48
Feb. 12, 1949	H	W	49-38
Dec. 19, 1949	H	W	74-61
Jan. 28, 1950	A	L	65-75
Dec. 16, 1950	A	L	67-72
Feb. 17, 1951	H	L	48-69
March 2, 1951	Lville	W	62-57
Dec. 13, 1951	A	W	81-69
Jan. 30, 1952	A	L	65-68
Feb. 18, 1952	H	W	78-67
March 1, 1952	Lville	W	75-60
Jan. 12, 1953	A	W	67-66
Feb. 23, 1953	H	W	63-48
Feb. 1, 1954	H	W	53-52
March 1, 1954	A	W	76-53
Jan. 31, 1955	A	L	69-89
Feb. 28, 1955	H	W	68-65
Feb. 6, 1956	H	W	100-76
Feb. 27, 1956	A	L	70-81
Feb. 2, 1957	A	L	73-79
Feb. 23, 1957	H	L	76-83
Feb. 3, 1958	H	L	63-76
Feb. 24, 1958	A	L	78-85
Dec. 30, 1958	Jville	W	69-55
Feb. 2, 1959	A	L	69-80
Feb. 23, 1959	H	W	99-93
Feb. 1, 1960	H	L	61-76
Feb. 22, 1960	A	L	70-90
Feb. 1961	A	W	75-69
Feb. 27, 1961	H	L	46-68
Feb. 5, 1962	H	W	70-59
Feb. 26, 1962	A	L	68-74
Feb. 4, 1963	A	L	48-60
Feb. 25, 1963	H	W	80-61
Feb. 1, 1964	H	W	77-67
Feb. 22, 1964	A	W	86-80
Feb. 1, 1965	A	W	58-56
Feb. 22, 1965	A	W	60-56
Jan. 3, 1966	A	L	80-81
Feb. 12, 1966	H	W	92-68
Dec. 19, 1966	A	L	67-74
Feb. 25, 1967	H	L	77-89
Dec. 19, 1968	H	W	81-68
Feb. 24, 1968	A	L	85-87
Feb. 1, 1969	H	L (ot)	81-84
March 1, 1969	A	L	76-78
Jan. 31, 1970	H	W	109-86
Feb. 28, 1970	A	W	103-90
Jan. 30, 1971	H	L	90-113
Feb. 27, 1971	A	L	54-62
Feb. 5, 1972	H	W	67-66
March 4, 1972	A	L	78-101
Feb. 3, 1973	A	L	59-84
March 3, 1973	H	W	70-69
Feb. 2, 1974	A	L	63-77
March 4, 1974	A	L	74-82
Feb. 1, 1975	H	W	94-86
March 8, 1975	A	W	91-86
Jan. 10, 1976	H	W	100-75
Feb. 7, 1976	A	W	67-57
Jan. 3, 1977	H	W	75-68
March 5, 1977	A	L	69-90
Jan. 28, 1978	A	W	74-61
Feb. 25, 1978	H	W	94-75
Jan. 20, 1979	A	W (ot)	70-69
Feb. 17, 1979	H	W	67-62
Jan. 23, 1980	H	W	72-66
Feb. 21, 1980	A	W	77-74
Jan. 28, 1981	A	W	63-59
Jan. 25, 1981	H	W	74-67
Jan. 27, 1982	H	W	53-46
Feb. 24, 1982	A	L	61-74

March 4, 1982	Lex	L	52-59
Jan. 15, 1983	A	W	71-68
Feb. 12, 1983	H	W	72-63
Jan. 14, 1984	H	W	93-70
Feb. 12, 1984	A	W	65-61
Dec. 5, 1984	H	W	89-64
Jan. 17, 1985	A	L	65-68
Jan. 13, 1986	H	W	86-68
Feb. 15, 1986	A	L	57-58
Jan. 5, 1987	A	L	63-73
Feb. 4, 1987	H	W (ot)	82-75
Jan. 9, 1988	A	W (ot)	69-61
Feb. 10, 1988	H	W	78-57
Feb. 1, 1989	H	W	107-57
March 4, 1989	A	L (ot)	112-113
Jan. 9, 1990	A	W	79-77
March 3, 1990	H	W	103-94
Jan. 19, 1991	H	W	87-71
Feb. 20, 1991	A	W	89-78
Jan. 25, 1992	A	W	83-73
Feb. 25, 1992	H	W	100-69
Jan. 23, 1993	A	L	62-71
March 6, 1993	H	W	71-56
March 12, 1993	Lex	W	89-70
Jan. 29, 1994	H	W	90-66
March 5, 1994	A	L	78-93
Jan. 21, 1995	H	W (ot)	87-81
Feb. 15, 1995	A	L	90-102
Feb. 3, 1996	H	W	71-66
Feb. 28, 1996	A	L	48-75
Feb. 5, 1997	H	L	73-79
Feb. 26, 1997	A	L	68-74
Jan. 21, 1998	A	L	58-80
Feb. 18, 1998	H	L	57-83
Feb. 3, 1999	H	L	66-82
Feb. 27, 1999	A	L	57-79
Feb 16, 2000	A	W	97-53
March 4, 2000	H	W	64-60
Feb. 7, 2001	A	L	97-53
Feb. 28, 2001	H	W(ot)	78-77
Jan. 23, 2002	A	L	55-70
Feb. 27, 2002	H	W	59-56
Jan. 18, 2003	H	L	57-67
March 5, 2003	A	W	77-64
Jan. 21, 2004	A	L	49-53
March 3, 2004	H	W	58-45
Jan. 26, 2005	H	W	70-60
March 2, 2005	A	W	58-53

**Atl = Atlanta, Ga.**  
**Lville = Louisville, Ky.**  
**Jville = Jacksonville, Fla.**  
**Lex = Lexington, Ky.**  
**LSU at home: LSU leads, 70-27**  
**at Ole Miss: Ole Miss leads, 48-34**  
**at Neutral Sites: LSU leads, 6-2**

**Mississippi College (8-1)**

Jan. 21, 1914	H	W	34-13
Jan. 22, 1914	H	W	29-19
Feb. 6, 1918	A	W	41-24
Feb. 15, 1922	H	W	29-20
Feb. 16, 1922	H	W	26-18
Jan. 1923	H	W	27-17
Jan. 1923	H	W	19-14
Jan. 9, 1930	A	L	24-27
Jan. 13, 1931	A	W	46-34

**Mississippi State (99-88)**

Jan. 6, 1909	H	W	18-12
Jan. 8, 1909	H	W	14-10
Jan. 7, 1911	A	W	33-17
Jan. 8, 1911	A	W	42-12
Jan. 6, 1912	A	L	16-22
Jan. 7, 1912	A	L	11-21
Jan. 12, 1915	H	W	24-12
Jan. 13, 1915	H	L	14-15
Feb. 1916	A	W	31-21

Feb. 1916	A	L	17-23
Jan. 1917	H	W	36-28
Jan. 1917	H	W	38-17
Jan. 24, 1920	H	W	27-12
Jan. 1923	H	L	25-36
Jan. 1923	H	L	20-35
Feb. 13, 1924	A	L	29-34
Feb. 14, 1924	A	L	34-54
Feb. 3, 1925	H	W	24-17
Jan. 27, 1928	A	L	26-46
Jan. 28, 1928	A	L	23-29
Feb. 4, 1929	H	L	16-26
Feb. 5, 1929	H	W	39-29
Feb. 1, 1930	Mer	W	32-24
Jan. 18, 1932	H	L	28-29
Jan. 19, 1932	H	W	40-15
Jan. 25, 1932	A	W	30-26
Jan. 26, 1932	A	W	33-29
Jan. 10, 1933	A	W	32-28
Jan. 12, 1933	A	W	49-26
Jan. 17, 1933	H	W	45-40
Jan. 18, 1933	H	W	37-33
Jan. 9, 1934	A	L	46-47
Jan. 10, 1934	A	W	48-23
Feb. 8, 1934	H	W	54-39
Jan. 9, 1934	H	W	61-30
Feb. 13, 1935	H	W	67-32
Feb. 14, 1935	H	W	46-39
Jan. 13, 1936	A	L	38-49
Jan. 14, 1936	A	W	32-30
Feb. 10, 1936	H	W	43-37
Feb. 11, 1936	H	W	45-40
Jan. 16, 1937	A	L	36-53
Feb. 15, 1937	H	W	42-41
Feb. 16, 1937	H	L	38-39
Jan. 31, 1938	H	W	38-33
Feb. 1, 1938	H	W	31-22
Feb. 14, 1938	A	W	66-44
Feb. 15, 1938	A	L	46-63
Jan. 30, 1939	A	W	48-32
Jan. 31, 1939	A	L	29-31
Feb. 3, 1939	H	W	47-45
Feb. 4, 1939	H	W	54-33
Jan. 13, 1940	A	L	37-49
Jan. 29, 1940	H	W	55-42
Jan. 11, 1941	A	L	26-35
Feb. 8, 1941	H	W	39-37
Jan. 10, 1942	A	L	41-43
Jan. 24, 1942	H	W	51-40
Jan. 8, 1943	H	L	40-48
Jan. 20, 1943	A	W	61-40
Jan. 15, 1945	A	L	39-47
Jan. 29, 1945	H	W	62-27
Jan. 11, 1946	A	W	54-30
Feb. 8, 1946	H	W	73-31
Jan. 11, 1947	A	W	61-57
Feb. 14, 1947	H	W	64-49
Jan. 31, 1948	A	L	49-53
Feb. 13, 1948	H	W	65-40
Jan. 10, 1949	H	W	64-40
Jan. 29, 1949	A	L	42-48
Jan. 30, 1950	A	L	41-48
Feb. 17, 1950	H	W	68-58
Dec. 15, 1951	A	L	69-94
Jan. 6, 1951	H	W	76-61
Dec. 12, 1952	A	L	54-59
Jan. 14, 1952	H	W	103-78
Feb. 28, 1952	Lville	W	77-44
Jan. 10, 1953	A	W	75-55
Feb. 27, 1953	H	W	82-47
Jan. 30, 1954	H	W	65-54
Feb. 27, 1954	A	W	61-57
Jan. 29, 1955	A	W	67-63
Feb. 26, 1955	H	L	80-84
Feb. 4, 1956	H	L	78-87
Feb. 25, 1956	A	W	79-71
Feb. 1, 1957	A	L	72-81

Feb. 22, 1957	H	L	76-94
Jan. 1958	H	L	54-71
March 1958	A	L	72-95
Jan. 31, 1959	A	L	71-78
Feb. 21, 1959	H	L	67-75
Jan. 30, 1960	H	L	60-71
Feb. 20, 1960	A	W	69-64
Jan. 1961	A	L	61-77
Feb. 25, 1961	H	L	54-56
Dec. 30, 1962	NO	L	51-73
Feb. 3, 1962	H	L	66-87
Feb. 24, 1962	A	L	48-58
Feb. 2, 1963	A	L	66-73
Feb. 23, 1963	H	L	64-99
Jan. 31, 1964	H	W	87-71
Feb. 21, 1964	A	W	63-60
Jan. 30, 1965	A	L	74-76
Feb. 20, 1965	H	W	94-76
Jan. 10, 1966	H	L	71-74
Feb. 5, 1966	A	L	61-66
Dec. 17, 1966	A	L	84-98
Feb. 20, 1967	H	L	64-66
Dec. 22, 1967	H	W	111-87
Feb. 19, 1968	A	W	94-83
Feb. 3, 1969	H	W	95-71
March 3, 1969	A	W	99-89
Feb. 2, 1970	H	W	109-91
March 2, 1970	A	W	97-87
Feb. 1, 1971	H	W	90-71
March 1, 1971	A	L	70-78
Feb. 7, 1972	H	W	62-60
March 2, 1972	A	L	71-89
Feb. 5, 1973	A	W	84-78
March 1, 1973	H	W	94-82
Jan. 14, 1974	A	L	75-89
Feb. 16, 1974	H	L (ot)	84-87
Jan. 16, 1975	H	L	84-93
Feb. 15, 1975	A	L	71-79
Jan. 19, 1976	A	L	83-90
Feb. 16, 1976	H	W	80-69
Jan. 12, 1977	A	L	77-80
Feb. 7, 1977	H	W	71-66
Jan. 2, 1978	A	L (ot)	82-84
March 4, 1978	H	L	67-68
Feb. 8, 1979	A	W	52-48
Feb. 24, 1979	H	L	57-65
Jan. 5, 1980	H	W	80-58
Feb. 2, 1980	A	W	75-63
Jan. 10, 1981	A	W	81-69
Feb. 7, 1981	H	W	94-89
Jan. 9, 1982	H	W	78-56
Feb. 6, 1982	A	W	57-43
Jan. 24, 1983	A	L	65-80
Feb. 21, 1983	H	W	86-73
Jan. 23, 1984	H	W	80-64
Feb. 20, 1984	A	W	85-70
Jan. 5, 1985	A	L	69-83
Feb. 6, 1985	H	W	80-65
Jan. 4, 1986	H	W	90-74
Feb. 5, 1986	A	W	68-62
Jan. 25, 1987	A	W	52-50
Feb. 25, 1987	H	W	55-46
March 5, 1987	Atl	W	68-54
Jan. 30, 1988	H	L	47-49
March 2, 1988	A	L	60-62
Jan. 4, 1989	H	L	84-87
Feb. 4, 1989	A	L	79-96
Jan. 4, 1990	A	L (ot)	80-87
Feb. 5,			



Jan. 25, 1995	A	L	60-73
Feb. 8, 1995	H	L	61-67
Jan. 3, 1996	H	L	64-77
Feb. 21, 1996	A	L	77-88
Jan. 4, 1997	A	L	66-69
Jan. 29, 1997	H	L	60-68
Feb. 11, 1998	A	L	48-85
Feb. 28, 1998	H	L	62-63
Jan. 16, 1999	A	L	55-53
Feb. 24, 1999	H	W	74-63
Feb. 2, 2000	A	L	66-68
Feb. 26, 2000	H	W	71-66
Jan. 24, 2001	A	W	82-73
Feb. 24, 2001	H	L	48-55
Jan. 26, 2002	A	L	61-84
Feb. 13, 2002	H	W (ot)	68-65
March 9, 2002	Atl	L	51-57
Jan. 11, 2003	H	W	85-72
Jan. 25, 2003	A	L	64-67
March 15, 2003	NO	L	61-76
Jan. 17, 2004	H	L	54-64
Feb. 25, 2004	A	L	58-84
Jan. 29, 2005	H	W	69-62
Feb. 16, 2005	A	W	80-72

Mer = Meridian, Miss.

Lville = Louisville, Ky.

NO = New Orleans, La.

Atl = Atlanta, Ga.

LSU at home: LSU leads, 62-31

at Miss. State: Miss. State leads, 54-34

at Neutral Sites: Tied, 3-3

### Missouri (1-0)

March 14, 1980 Hou W 68-63

Hou = Houston, Texas

### Montana State (4-0)

Dec. 28, 1970 OKC W 89-77

Dec. 27, 1976 H W 101-80

Dec. 18, 1978 H W 99-89

Nov. 22, 1985 H W 84-59

OKC = Oklahoma City, Okla.

### Morehead State (1-0)

Dec. 28, 1988 Hon W 101-88

Hon = Honolulu, Hawaii

### Navy (0-1)

March 15, 1985 Day L 55-78

Day = Dayton, Ohio

### Navy (Pensacola) (4-2)

Jan. 29, 1921 H W 54-12

Jan. 30, 1921 H W 51-41

Jan. 21, 1944 A L 30-69

Jan. 22, 1944 A L 37-60

Dec. 19, 1945 A W 66-58

Nov. 29, 1949 H W 69-48

### Navy Reserve (NO) (2-0)

Feb. 1, 1918 H W 64-8

Feb. 1, 1946 H W 58-47

### Nebraska (1-0)

Dec. 30, 1988 Hon W 90-87

Hon = Honolulu, Hawaii

### Nevada-Las Vegas (3-3)

Dec. 13, 1980 H W 87-73

Nov. 28, 1981 A L 79-83

Dec. 29, 1987 A L 59-78

Feb. 25, 1989 H W 88-87

Jan. 28, 1990 H W 107-105

Nov. 30, 1991 A L 55-76

### Nevada-Reno (1-1)

Dec. 3, 1973 A L 86-97

Dec. 6, 1975 H W 94-74

### New Orleans (9-4)

Nov. 28, 1977 H L 69-73

Nov. 27, 1978 A W 64-42

Dec. 3, 1979 H W 104-78

Dec. 18, 1980 A W 96-66

March 16, 1983 H L (ot) 94-99

Nov. 26, 1983 A W 61-59

Dec. 21, 1984 H W 78-64

Dec. 20, 1986 H L 71-82

Dec. 16, 2000 H W 84-57

Dec. 18, 2001 A L 59-60

Dec. 30, 2002 H W 69-57

Jan. 12, 2004 A W 68-60

Nov. 24, 2004 H W 95-79

LSU at home: LSU leads, 5-3

at UNO: LSU leads, 4-1

### New Orleans AC (0-1)

Jan. 10, 1931 H L 35-41

### Nicholls State (11-0)

Dec. 4, 1987 H W 86-62

Dec. 29, 1990 H W 118-76

Dec. 30, 1991 H W 123-61

Dec. 15, 1992 H W 75-64

Dec. 4, 1993 H W (ot) 95-90

Jan. 23, 1996 H W 86-69

Nov. 29, 1997 H W 72-52

Dec. 23, 1999 H W 91-74

Dec. 22, 2000 H W 92-49

Dec. 30, 2001 H W 71-35

Nov. 22, 2002 H W 68-24

### Norfolk Sate (1-0)

Nov. 25, 2000 H W 90-62

### Niagara (1-0)

Dec. 8, 1976 H W 82-68

### North Carolina (2-9)

Feb. 28, 1925 Atl L 21-35

Feb. 1928 Atl W 44-38

Jan. 3, 1955 H W 84-77

Jan. 3, 1956 A L 69-95

Dec. 1960 A L 61-77

Dec. 14, 1963 H L 71-76

Dec. 4, 1982 NJ L 43-47

Jan. 29, 1984 A L 79-90

Feb. 10, 1985 H L 70-75

Jan. 22, 1994 NO L 65-88

Dec. 18, 1996 Gboro L 48-67

Atl = Atlanta, Ga.

NJ = E. Rutherford, N.J.

Gboro = Greensboro, N.C.

LSU at home: UNC leads, 3-1

at UNC: UNC leads, 4-0

at Neutral Sites: UNC leads, 2-1

### North Carolina A&T (1-1)

Nov. 30, 1996 H W# 74-62

Nov. 25, 1998 H W 72-59

# Game forfeited by NCAA

### North Carolina-Wilmington (4-0)

Dec. 29, 1980 H W 100-68

Jan. 17, 1983 H W 70-55

Nov. 28, 1983 A W 94-59

Dec. 22, 1984 H W 88-65

### Northern Arizona (2-0)

Feb. 9, 1987 H W 70-58

Dec. 28, 1991 H W 159-86

### Northern Iowa (0-1)

Dec. 28, 1987 LV L 80-90

LV = Las Vegas

### Northwestern (1-2)

Dec. 21, 1953 H W 79-51

Dec. 20, 1953 A L 66-83

Dec. 30, 1965 LA L 86-92

LA = Los Angeles, Calif.

### Northwestern State (12-6)

Jan. 1916 H W 24-23

Dec. 12, 1917 A W 38-25

Jan. 8, 1921 H W 29-25

Jan. 20, 1922 H W 32-15

Jan. 21, 1922 H W 40-3

Jan. 7, 1924 H L 18-26

Jan. 8, 1924 H L 19-33

Jan. 16, 1925 A L 25-29

Jan. 17, 1925 A W 35-24

Feb. 12, 1926 H L 27-35

Feb. 13, 1926 H L 21-23

Feb. 23, 1945 Sport W 44-40

Feb. 24, 1945 A W 70-34

Dec. 29, 1956 Sport L 75-103

Dec. 20, 1989 H W 73-63

Dec. 29, 1992 H W 93-79

Dec. 2, 2001 H W 91-54

Dec. 11, 2004 H W 83-74

Sport = Shreveport, La.

LSU at home: LSU leads, 8-4

at Northwestern State: LSU leads, 3-1

at Neutral Sites: Tied, 1-1

### Notre Dame (1-0)

Dec. 20, 1990 NO W 87-64

NO = New Orleans

### Ohio State (1-0)

Jan. 15, 2005 H W (2ot) 113-101

### Oklahoma (3-1)

March 17, 1970 NYC W 97-94

Jan. 12, 1987 A L 85-94

Jan. 11, 1988 NO W 84-77

March 17, 2004 A L 61-70

NYC = New York City, N.Y.

NO = New Orleans, La.

### Oklahoma City (2-0)

Dec. 28, 1968 A W 101-85

Dec. 17, 1976 H W 89-77

### Oklahoma State (2-1)

Dec. 11, 1993 NO W 71-68

Dec. 20, 1994 Tul L 67-111

Dec. 30, 1999 No W 63-53

NO = New Orleans, La.

Tul = Tulsa, Okla.

### Oakland (Mich) (1-0)

Nov. 26, 1999 Hon W 87-80

Hon = Honolulu, Hawaii

### Oral Roberts (4-2)

Dec. 3, 1977 A W 68-60

Dec. 1, 1978 H W 91-75

Dec. 1, 1984 A W 74-71

Dec. 30, 1985 H W 82-64

Nov. 30, 1988 H L 96-100

Dec. 21, 1996 H W# 59-58

# Game forfeited by NCAA

### Orange Independent (1-0)

Dec. 1942 A W 49-23

### Oregon State (3-1)

Dec. 26, 1963 A L 57-87

Dec. 4, 1969 H W 94-72

Dec. 22, 1969 A W 76-68

Dec. 28, 2000 NO W 78-68

NO = New Orleans, La.

### Pacific (1-1)

Dec. 8, 1973 H W 91-77

Dec. 20, 1976 A L 76-89

### Penn State (0-1)

March 12, 1954 IC L 70-78

IC = Iowa City, Iowa

### Pittsburgh (2-2)

April 13, 1935 AC W 41-37

Jan. 2, 1936 NO L 47-52

Dec. 27, 1962 Mia L 73-96

Jan. 31, 1969 H W 120-79

AC = Atlantic City, NJ

NO = New Orleans, La.

Mia = Miami, Fla.

### Prairie View (3-0)

Dec. 23, 1996 H W 96-56

Dec. 16, 1998 H W 84-62

Dec. 17, 2002 H W 75-49

### Purdue (1-1)

March 13, 1986 H W(2ot) 94-87

March 24, 2003 Bham L 80-56

Bham = Birmingham

### Radford (0-1)

Dec. 30, 1994 H L 72-73

### Rice (16-24)

Feb. 1916 H W 29-21

Feb. 1916 H W 25-17

Feb. 26, 1921 A W 35-23

Feb. 19, 1935 A L 47-56

Jan. 23, 1936 H L 38-42

Jan. 24, 1936 H L 30-38

Jan. 8, 1937 A W 32-29

Jan. 9, 1937 A W 38-37

Jan. 7, 1938 H L 38-45

Jan. 8, 1938 H W 58-38

Dec. 14, 1938 A L 32-34

INTRO
THIS IS LSU
TIGERS
COACHES
REVIEW
PREVIEW
RECORDS
HISTORY
LSU
MEDIA

Dec. 22, 1977 H W 97-68

**LC = Lake Charles, La.**  
**OKC = Oklahoma City, Okla.**  
**Gville = Greenville, S.C.**  
**LSU at home: Rice leads, 10-7**  
**at Rice: Rice leads, 12-7**  
**at Neutral Sites: Tied, 2-2**

### Robert Morris (1-0)

Dec. 23, 1997 H W 63-58

### St. Charles (1-0)

Jan. 11, 1917 A W 61-17

### St. Francis (Brooklyn) (1-0)

Dec. 19, 1946 A W 62-57

### St. Francis (PA) (3-0)

Nov. 24, 1978 H W 112-81

Dec. 30, 1980 H W 91-65

Dec. 30, 1982 H W 67-66

### St. Johns (N.Y.) (1-2)

Dec. 6, 1949 A L 49-80

Dec. 29, 1965 LA L 62-102

Dec. 29, 1969 Hono W 80-70

**LA = Los Angeles, Calif.**  
**Hono = Honolulu, Hawaii**

### St. Joseph's (PA) (0-1)

Dec. 3, 1949 A L 59-61

### Saint Louis (1-3)

Dec. 30, 1952 NO W 70-67

Jan. 5, 1955 H L 79-110

Dec. 15, 1956 A L 52-86

Nov. 24, 1995 Hono L 70-79

**NO = New Orleans, La.**  
**Hono = Honolulu, Hawaii**

### St. Mary's (Texas) (1-0)

Dec. 3, 1957 H W 68-61

### St. Paul's (Covington) (1-0)

Feb. 19, 1914 A L 15-35

### St. Peters (2-0)

Dec. 27, 1974 H W 113-101

Dec. 9, 1981 H W 71-55

### St. Stanislaus (1-2)

Jan. 10, 1920 A W 47-21

Jan. 27, 1926 A L 19-38

Jan. 28, 1926 A L 21-27

### Samford (2-1)

Dec. 20, 1973 H W 73-60

Dec. 6, 1976 H W 100-89

Dec. 3, 1996 H L 50-53

### Sam Houston State (1-0)

Dec. 18, 1999 H W 85-67

### Santa Clara (1-0)

Dec. 26, 1950 A W 59-52

### Seattle (0-1)

Dec. 30, 1963 Port L 84-92

**Port = Portland, Ore.**

### Selma Field (1-1)

Feb. 12, 1944 A L 34-36

Jan. 4, 1946 H W 63-50

### Sewanee (6-0)

Jan. 8, 1927 H W 26-23

Jan. 20, 1933 A W 50-30

Jan. 21, 1933 A W 57-45

Jan. 5, 1934 H W 80-20

Jan. 6, 1934 H W 60-9

March 2, 1939 Knox W 55-35

**Knox = Knoxville, Tenn.**

### Shreveport AC (6-0)

Dec. 22, 1913 A W 31-14

Dec. 23, 1913 A W 25-20

Dec. 22, 1914 A W 21-20

Dec. 1916 A W 19-17

Jan. 1917 H W 39-24

Dec. 3, 1917 A W 51-20

### South Alabama (1-0)

Nov. 24, 2002 H W 71-62

### South Carolina (7-11)

Dec. 21, 1974 A L 64-77

Feb. 19, 1992 A W 74-56

Jan. 30, 1993 H W 85-62

Feb. 2, 1994 A W 77-71

March 1, 1995 H L 62-69

Feb. 10, 1996 A L 68-106

March 7, 1996 NO L 76-85

Nov. 27, 1996 Maui L 68-74

Feb. 1, 1997 H L 65-80

Jan. 10, 1998 A L 53-70

Feb. 17, 1999 H W 60-56

Feb. 23, 2000 A W 64-59

Jan. 31, 2001 H L 56-68

Feb. 20, 2002 A L 53-66

Feb. 5, 2003 H W 71-58

Jan. 24, 2004 A L 55-61

March 12, 2004 Atl L 64-85

Jan. 12, 2005 H W 79-64

**NO = New Orleans, La.**

**Maui = Maui, Hawaii**

**Atl = Atlanta, Ga.**

**LSU at home: LSU leads, 4-3**

**at South Carolina: USC leads, 5-3**

**at Neutral Sites: USC leads, 3-0**

### Southeastern Louisiana (7-1)

Dec. 1, 1966 H L 88-89

Dec. 20, 1985 H W 82-61

Nov. 26, 1990 H W 117-68

Dec. 17, 1991 H W 101-64

Dec. 3, 1992 H W 92-65

Dec. 21, 1993 H W 96-62

Nov. 25, 1994 H W 106-80

Nov. 22, 1999 H W 75-36

### Southeast Missouri State (1-0)

March 16, 2000 SLC W 64-61

**SLC = Salt Lake City, Utah**

### Southern-Baton Rouge (6-0)

Dec. 21, 1985 H W 91-83

Dec. 5, 1987 H W 98-77

Nov. 29, 1995 H W 109-100

Dec. 28, 1997 H W 77-66

Nov. 19, 2001 H W 97-69

Nov. 21, 2003 H W 59-70

### Southern-New Orleans (1-0)

Nov. 20, 1997 H W 99-51

### Southern California (1-6)

Dec. 16, 1937 H L 38-54

Dec. 17, 1937 H L 26-50

Dec. 28, 1950 A L 76-78

Dec. 18, 1969 H L 98-101

Jan. 2, 1971 A L 76-80

Dec. 29, 1974 A L 87-100

Dec. 4, 1976 H W 87-76

### Southern Methodist (2-2)

Dec. 13, 1962 A L 68-83

Dec. 5, 1963 H W 66-62

Dec. 12, 1964 A L 75-98

Dec. 10, 1965 H W 91-88

### Southern Mississippi (5-1)

Feb. 6, 1931 H W 46-35

Feb. 7, 1931 H W 47-31

Feb. 19, 1973 H W 107-79

Nov. 15, 1989 H W 91-80

Dec. 20, 2003 H W 65-50

Dec. 18, 2004 A L (ot) 84-88

### Southwest College (Tenn.) (4-0)

March 7, 1940 N W 61-41

Dec. 8, 1952 H W 124-33

Dec. 5, 1955 H W 72-59

Dec. 13, 1956 A W 91-77

### Southwest Texas State (1-0)

Dec. 22, 1987 H W 93-74

### Spring Hill (17-2)

Feb. 1916 A W 34-24

Feb. 3, 1920 H W 64-16

Feb. 14, 1920 A W 38-9

Feb. 1, 1921 H W 31-17

Feb. 2, 1921 H W 29-24

Feb. 1, 1922 H W 27-26

Feb. 2, 1922 H W 16-15

Jan. 1923 H L 21-23

Jan. 1923 H W 36-20

Feb. 1923 A L 24-26

Feb. 1923 A W 20-18

Feb. 1, 1924 H W 40-23

Feb. 2, 1924 H W 22-13

Feb. 15, 1924 A W 29-25

Feb. 16, 1924 A W 32-16

Feb. 10, 1930 H W 53-17

Feb. 11, 1930 H W 52-14

Dec. 4, 1947 H W 72-43

Dec. 13, 1948 A W 49-48

**LSU at home: LSU leads, 11-1**

**at Spring Hill: LSU leads, 6-1**

### Stanford (2-2)

Dec. 23, 1965 A L 69-91

Nov. 30, 1974 A L 80-92

Dec. 27, 1995 H W 89-85

Dec. 21, 1992 Maui W 72-63

**Maui = Maui, Hawaii**

### Stanolos (1-1)

Dec. 1922 H L 17-35

Feb. 1923 H W 46-20

### Syracuse (0-1)

Feb. 16, 1985 A L 64-76

### Tampa (2-0)

Dec. 3, 1966 A W 74-72

Dec. 2, 1967 H W 97-81

### Temple (1-0)

March 17, 1987 Chi W 72-62

**Chi = Chicago, Ill.**

### Tennessee (40-55)

Feb. 21, 1933 Atl W 55-43

March 3, 1934 Atl L 35-42

Feb. 27, 1943 Lville L 38-52

Feb. 1948 H L 48-56

Feb. 21, 1949 A L 72-81

Feb. 1950 H L 65-67

March 4, 1950 Lville L (ot) 79-81

Jan. 15, 1951 H W 68-61

Feb. 2, 1952 A L 68-82

Jan. 31, 1953 H W 95-59

Jan. 16, 1954 A W 75-62

Jan. 15, 1955 H L 68-76

Jan. 16, 1956 A L 82-91

Jan. 14, 1957 H W 62-61

Dec. 1957 Char L 62-63

Jan. 1958 A L 53-75

Jan. 12, 1959 H L 58-65

Jan. 11, 1960 A L 79-103

Jan. 1961 H W 72-60

Jan. 13, 1962 A W 73-61

Jan. 12, 1963 H W (ot) 61-60

Jan. 11, 1964 A L 58-62

Jan. 11, 1965 H L 54-58

March 6, 1965 A L 60-83

Jan. 31, 1966 A L 59-87

Feb. 14, 1966 H L 64-74

Feb. 6, 1967 H L 59-76

March 4, 1967 A L 60-87

Feb. 5, 1968 H L 67-87

March 2, 1968 A L 71-74

Jan. 27, 1969 H L 68-81

Feb. 24, 1969 A L 63-87

Jan. 26, 1970 H W 71-59

Feb. 23, 1970 A L 87-88

Jan. 25, 1971 H W 80-70

Feb. 22, 1971 A L 67-88

Jan. 31, 1972 A W 63-62

Feb. 28, 1972 H L 66-78

Jan. 29, 1973 H L 71-73

Feb. 26, 1973 A W 78-74

Jan. 28, 1974 H L 52-57

March 2, 1974 A L 80-100

Jan. 27, 1975 A L 79-99

March 1, 1975 H W 94-87

Jan. 31, 1998	H	L	65-72
March 5, 1998	Atl	L	62-73
Jan. 6, 1999	A	L	58-93
Jan. 8, 2000	H	L	59-64
March 2, 2001	A	L	71-78
Jan. 30, 2002	H	L	58-61
March 1, 2003	A	W	88-67
Feb. 4, 2004	H	W	84-67
Feb. 5, 2005	A	L	55-77

Atl = Atlanta, Ga.

Lville = Louisville, Ky.

Char = Charlotte, N.C.

Birm = Birmingham, Ala.

LSU at home: LSU leads, 24-20

at Tennessee: Tennessee leads, 28-14

at Neutral Sites: Tennessee leads, 6-2

### Tennessee-Martin (3-0)

Dec. 20, 1988	H	W	128-89
Dec. 16, 1995	H	W	93-74
Dec. 14, 1999	H	W	73-45

### Tennessee State (1-0)

Dec. 30, 1992	H	W	90-68
---------------	---	---	-------

### Texas (18-10)

Feb. 13, 1911	H	W	39-10
Feb. 9, 1947	Hou	L	31-50
Feb. 3, 1948	H	L	45-60
Dec. 22, 1950	SA	L	55-68
Dec. 17, 1951	H	W	59-55
Dec. 15, 1958	H	W	52-47
Dec. 14, 1959	A	L	67-84
Dec. 1960	A	W	62-59
Dec. 11, 1961	A	W	77-75
Dec. 10, 1962	H	W	75-66
Dec. 9, 1963	A	L	65-70
Dec. 7, 1964	H	W	83-75
Dec. 6, 1965	A	W	76-66
Dec. 6, 1966	H	L	78-114
Dec. 4, 1967	A	W	87-74
Dec. 28, 1974	H	L	63-78
Dec. 5, 1977	A	L	66-82
Dec. 3, 1984	H	W	87-79
Dec. 17, 1985	A	W	72-65
Dec. 2, 1990	Hou	W	124-113
Nov. 30, 1990	H	W	101-87
Jan. 3, 1992	NO	W	84-83
Feb. 7, 1993	SA	W	84-81
Nov. 26, 1993	H	W	86-66
Jan. 7, 1995	A	L	71-80
Dec. 17, 1997	A	L	63-69
Dec. 19, 1998	H	W(ot)	63-61
March 18, 2000	SLC	W	72-67

Hou = Houston, Texas

SA = San Antonio, Texas

NO = New Orleans, La.

SLC = Salt Lake City, Utah

LSU at home: LSU leads, 9-2

at Texas: Texas leads, 6-5

at Neutral Sites: LSU leads, 4-2

### Texas A&M (12-9)

Jan. 1917	H	W	24-15
Jan. 1917	H	W	30-14
Jan. 25, 1921	H	W	30-28
Jan. 26, 1921	H	W	31-30
Feb. 21, 1921	A	W	24-16
Feb. 22, 1921	A	L	19-49
Dec. 14, 1941	H	L	41-56
Dec. 12, 1945	H	W	51-50
Dec. 29, 1947	FW	L	44-45
Dec. 17, 1948	H	W	58-55
Dec. 15, 1953	H	W	77-56
Dec. 13, 1954	H	W	73-61
Jan. 20, 1955	A	L	47-58
Dec. 10, 1955	A	L	59-73

Dec. 21, 1962	A	L	61-67
Dec. 28, 1971	Hou	L	68-73
Feb. 22, 1981	H	W	67-57
Dec. 7, 1981	A	L	63-68
Dec. 8, 1982	NO	W	88-70
Dec. 3, 1983	Hou	W	75-65
Nov. 30, 2002	Hou	L	77-79

FW = Fort Worth, Texas

Hou = Houston, Texas

NO = New Orleans, La.

LSU at home: LSU leads, 9-1

at Texas A&M: Texas A&M leads, 5-1

at Neutral Sites: A&M leads, 3-2

### Texas A&M Corpus Christi (1-0)

Dec. 14, 2002	H	W	95-60
---------------	---	---	-------

### Texas Christian (3-1)

Dec. 31, 1947	FW	W	52-46
Dec. 1960	A	W	68-62
Dec. 2, 1961	H	W	83-58
Nov. 21, 1986	H	L	74-83

FW = Fort Worth, Texas

### Texas-El Paso (2-1)

Dec. 21, 1981	H	W	71-59
Dec. 22, 1982	A	W	51-49
March 17, 1989	Tuc	L	74-85

Tuc = Tucson, Ariz.

### Texas Pan American (3-0)

Nov. 30, 1982	H	W	76-67
Dec. 21, 1983	H	W	81-70
Nov. 16, 1998	H	W	75-56

### Texas Southern (1-0)

Dec. 8, 2000	H	W	89-57
--------------	---	---	-------

### Texas Tech (1-3)

Dec. 16, 1957	H	L	72-79
Dec. 19, 1958	A	L	60-73
Dec. 18, 1959	H	L	65-72
Dec. 1960	A	W(ot)	73-69

### Towson University (1-0)

Nov. 28, 2001	H	W	83-46
---------------	---	---	-------

### Troy State (3-1)

Dec. 6, 1994	H	W	113-78
Nov. 22, 1996	H	W#	90-59
Dec 22, 1998	H	W	74-56
Nov. 26, 2004	H	W	78-69

#Game forfeited by NCAA

### Tulane (122-83)

Jan. 26, 1911	H	W	47-7
Jan. 27, 1911	H	W	26-15
Feb. 17, 1911	A	W	27-25
Feb. 18, 1911	A	L	13-15
Feb. 14, 1913	A	L	13-15
Feb. 15, 1913	A	L	20-26
Feb. 28, 1913	H	L	15-16
March 1, 1913	H	W	13-12
Feb. 13, 1914	H	L	14-26
Feb. 14, 1914	H	L	7-10
Feb. 27, 1914	A	L	12-25
Feb. 28, 1914	A	L	6-13
Feb. 19, 1915	H	W	28-17
Feb. 20, 1915	H	W	39-19
Feb. 4, 1916	H	L	21-24
Feb. 5, 1916	H	L	18-22
Feb. 18, 1916	A	L	14-26
Feb. 19, 1916	A	W	19-16
Feb. 9, 1917	A	W	37-20
Feb. 10, 1917	A	W	27-18
Feb. 23, 1917	H	W	46-27
Feb. 24, 1917	H	W	26-20

Feb. 6, 1920	A	W	35-19
Feb. 7, 1920	A	W	29-10
Feb. 22, 1920	H	W	37-12
Feb. 28, 1920	H	W	37-12
Feb. 4, 1921	H	W	42-27
Feb. 5, 1921	H	W	52-24
Feb. 1921	A	L	29-31
Feb. 1921	A	W	27-20
Jan. 27, 1922	A	W	18-15
Jan. 28, 1922	A	W	26-18
Feb. 20, 1922	H	L	23-39
Feb. 21, 1922	H	W	34-19
Feb. 9, 1923	H	L	24-33
Feb. 10, 1923	H	L	18-28
Feb. 16, 1923	A	L	23-40
Feb. 17, 1923	A	L	11-34
Feb. 8, 1924	H	L	21-41
Feb. 9, 1924	H	L	29-38
Feb. 22, 1924	A	L	13-39
Feb. 23, 1924	A	L	26-30
Feb. 6, 1925	A	L	15-42
Feb. 7, 1925	A	L	15-43
Feb. 20, 1925	H	L	24-35
Feb. 21, 1925	H	L	23-26
Feb. 5, 1926	H	W	30-23
Feb. 6, 1926	H	L	23-24
Feb. 19, 1926	A	L	29-32
Feb. 20, 1926	A	L	13-22
Feb. 4, 1927	A	L	20-27
Feb. 5, 1927	A	L	9-36
Feb. 18, 1927	H	L	20-25
Feb. 19, 1927	H	L	20-23
Feb. 3, 1928	H	W	47-13
Feb. 4, 1928	H	W	41-18
Feb. 17, 1928	A	W	36-20
Feb. 18, 1928	A	W	39-25
Feb. 15, 1929	A	L	37-40
Feb. 16, 1929	A	W	28-21
Feb. 22, 1929	H	W	37-35
Feb. 23, 1929	H	L	32-33
Feb. 14, 1930	H	W	35-30
Feb. 15, 1930	H	W	24-15
Feb. 21, 1930	A	L	25-27
Feb. 22, 1930	A	L	27-30
Feb. 13, 1931	A	L	23-38
Feb. 14, 1931	A	W	39-31
Feb. 20, 1931	H	W	49-30
Feb. 21, 1931	H	W	48-27
Feb. 11, 1932	H	W	32-25
Feb. 12, 1932	H	W	34-22
Feb. 19, 1932	A	W	29-26
Feb. 20, 1932	A	L	29-33
Feb. 10, 1933	A	L	31-44
Feb. 11, 1933	A	W	46-28
Feb. 17, 1933	H	W	50-38
Feb. 18, 1933	H	W	51-37
Jan. 19, 1934	H	W	29-25
Jan. 20, 1934	H	W	48-26
Feb. 16, 1934	A	W	43-22
Feb. 17, 1934	A	W	36-21
Feb. 8, 1935	A	W	34-16
Feb. 9, 1935	A	W	35-24
Feb. 22, 1935	H	W	65-20
Feb. 23, 1935	H	W	64-23
Feb. 7, 1936	H	W	52-27
Feb. 8, 1936	H	W	49-26
Feb. 21, 1936	A	W	50-30
Feb. 22, 1936	A	W	46-22
Feb. 5, 1937	H	W	42-31
Feb. 6, 1937	H	W	46-42
Feb. 19, 1937	A	W	37-31
Feb. 20, 1937	A	L	32-52
Feb. 18, 1938	A	W	44-42
Feb. 19, 1938	A	W	31-27
Feb. 25, 1938	H	W	42-31
Feb. 26, 1938	H	L	39-41
Feb. 17, 1939	H	W	36-33

Feb. 18, 1939	H	L	33-36
Feb. 23, 1939	A	L	30-36
Feb. 24, 1939	A	W	41-31
Feb. 15, 1940	A	W	34-31
Feb. 16, 1940	A	W	35-29
Feb. 22, 1940	H	W	42-39
Feb. 23, 1940	H	W	40-39
Feb. 29, 1940	Knox	W	57-44
Feb. 14, 1941	H	L	44-55
Feb. 15, 1941	H	L	35-39
Feb. 20, 1941	A	W	59-44
Feb. 21, 1941	A	W	40-37
Feb. 12, 1942	H	W	51-46
Feb. 13, 1942	H	W	50-49
Feb. 19, 1942	A	W	48-44
Feb. 20, 1942	A	W	31-21
Feb. 1, 1943	A	W	91-57
Feb. 2, 1943	A	W	59-57
Feb. 19, 1943	H	W	35-34
Feb. 20, 1943	H	W	46-40
Feb. 9, 1944	H	L	42-43
Feb. 10, 1944	H	L	37-38
Feb. 16, 1944	A	L	39-41
Feb. 17, 1944	A	L	44-66
Feb. 1, 1945	A	L	43-45
Feb. 2, 1945	A	L	32-44
Feb. 9, 1945	H	W	50-44
Feb. 10, 1945	H	W	61-55
Feb. 21, 1946	H	W	54-45
Feb. 23, 1946	A	W	52-36
Feb. 28, 1946	Lville	W	74-29
Dec. 30, 1946	A	W	54-51
Jan. 17, 1947	A	L	38-40
Feb. 21, 1947	H	W	55-40
Feb. 28, 1947	Lville	L	50-63
Jan. 1948	H	L	42-54
Feb. 20, 1948	A	L	41-50
Jan. 14, 1949	A	L	51-71
Feb. 25, 1949	H	L	45-72
March 5, 1949	Lville	L	63-72
Jan. 13, 1950	H	L	70-75
Feb. 24, 1950	A	L	71-77
Feb. 10, 1951	A	L	54-69
Feb. 23, 1951	H	W	51-46
Jan. 26, 1952	A	L	67-71
Feb. 9, 1952	H	W	78-66
Feb. 7, 1953	H	W	48-31
March 6, 1953	A	W	53-52
Feb. 6, 1954	H	W	66-47
March 6, 1954	A	W	63-52
Feb. 5, 1955	H	L	57-81
March 4, 1955	A	L	53-82
Jan. 30, 1956	H	W	87-66
March 2, 1956	A	L	68-81
Jan. 18, 1957	H	L(ot)	64-66
March 1, 1957	A	L	51-59
Jan. 17, 1958	A	W	69-63
Feb. 28, 1958	A	W	67-63
Jan. 16, 1959	H	L	59-69
Feb. 27, 1959	A	L	65-77
Feb. 25, 1960	H	L	58-72
March 2, 1960	A</		

# Series Records

INTRO
THIS IS LSU
TIGERS
COACHES
REVIEW
PREVIEW
RECORDS
HISTORY
LSU
MEDIA

Feb. 21, 1968	H	W	99-92
Dec. 14, 1968	H	L (2ot)	99-101
Feb. 10, 1968	A	L	94-110
Dec. 13, 1969	A	W	97-91
Feb. 9, 1970	H	W	127-114
Dec. 16, 1971	H	W	94-79
Feb. 3, 1971	A	L	86-93
Jan. 17, 1972	H	W	76-58
Feb. 9, 1972	A	W	75-71
Feb. 8, 1973	A	W	92-83
Feb. 14, 1973	H	W	73-63
Dec. 19, 1973	A	W	67-60
Dec. 27, 1973	H	W	76-44
Dec. 4, 1974	H	W	80-78
Dec. 18, 1974	A	W	84-82
Dec. 3, 1975	A	W	79-65
Nov. 26, 1976	H	W	94-85
Dec. 7, 1977	H	W	120-88
Dec. 18, 1977	A	W	83-74
Dec. 4, 1978	H	W	109-85
Dec. 9, 1978	A	W	98-88
Dec. 5, 1979	A	W	80-79
Dec. 22, 1979	H	W	95-85
Dec. 6, 1980	H	W	119-81
Dec. 20, 1980	A	W	86-72
March 12, 1982	H	L	72-83
Dec. 28, 2002	A	W	74-62
Dec. 23, 2003	H	W	67-48
Nov. 19, 2004	H	W	83-58

**Knox = Knoxville, Tenn.**  
**Lville = Louisville, Ky.**  
**LSU at home: LSU leads, 68-33**  
**at Tulane: LSU leads, 52-48**  
**at Neutral Sites: Tied, 2-2**

**Tulsa (1-1)**

Dec. 12, 1952	A	L	58-84
Jan. 26, 1953	H	W	55-51

**U.S. International (1-0)**

Jan. 16, 1984	H	W	104-66
---------------	---	---	--------

**Utah (1-1)**

Dec. 16, 2003	H	W	65-51
Jan. 3, 2005	A	L	55-69

**Utah State (1-2)**

Dec. 30, 1970	OKC	L	81-97
Dec. 29, 1972	A	L	83-104
Dec. 28, 1984	H	W	103-71

**OKC = Oklahoma City, Okla.**

**Vanderbilt (46-52)**

Feb. 1923	Atl	L	10-36
Feb. 22, 1926	H	W	24-23
Feb. 23, 1933	A	L	34-54
Feb. 24, 1933	A	L	26-52
Feb. 15, 1935	H	W	56-41
Feb. 16, 1935	H	W	40-31
Feb. 27, 1941	Lville	L	49-63
Feb. 29, 1947	Mem	W	62-52
Feb. 17, 1948	H	W	56-54
Feb. 19, 1949	A	L	51-61
March 4, 1949	Lville	W	60-56
Jan. 20, 1951	H	L	61-69
March 3, 1951	Lville	L	63-75
Jan. 7, 1952	A	L	47-58
Jan. 5, 1953	H	W	74-61
Feb. 15, 1954	A	W	82-69

Feb. 14, 1955	H	W	66-59
Feb. 11, 1956	A	L	68-107
Feb. 9, 1957	H	L	66-78
Feb. 1958	A	L	60-78
Feb. 7, 1959	H	L	57-72
Feb. 6, 1960	A	L	68-80
Feb. 1961	H	W	65-61
Feb. 12, 1962	A	L	67-70
Feb. 8, 1963	H	W	63-56
Feb. 8, 1964	A	L	64-66
Feb. 8, 1965	H	L	85-96
March 8, 1965	A	L	60-106
Jan. 29, 1966	A	L	66-98
Feb. 26, 1966	H	L	84-102
Jan. 30, 1967	A	L	77-79
March 6, 1967	A	L	66-75
Jan. 29, 1968	H	L	91-99
March 4, 1968	A	L	86-115
Jan. 9, 1969	A	L	92-94
Feb. 17, 1969	H	L	83-85
Dec. 11, 1969	H	W	109-86
Feb. 14, 1970	A	W	99-89
Feb. 13, 1971	H	L	75-81
March 4, 1971	A	W	87-85
Jan. 3, 1972	H	L	73-80
Feb. 19, 1972	A	L	83-104
Jan. 2, 1973	H	L	66-71
Feb. 17, 1973	A	L	72-82
Jan. 12, 1974	H	W	84-81
Feb. 11, 1974	A	L	88-91
Jan. 11, 1975	A	L	82-91
Feb. 10, 1975	H	L	74-83
Jan. 31, 1976	A	L	90-103
Feb. 28, 1976	H	W	89-75
Jan. 24, 1977	A	L	67-78
Feb. 21, 1977	H	W	95-74
Jan. 16, 1978	A	W	77-55
Feb. 13, 1978	H	W	80-73
Jan. 8, 1979	A	L	87-88
Feb. 5, 1979	H	W	92-71
Jan. 2, 1980	A	L	66-77
Jan. 30, 1980	H	W	83-81
Jan. 7, 1981	H	W	77-61
Feb. 4, 1981	A	W	86-81
Jan. 6, 1982	A	W	80-73
Feb. 3, 1982	H	W	78-70
Jan. 3, 1983	A	L	65-67
March 3, 1983	H	W	66-53
Jan. 1, 1984	H	W	73-66
March 3, 1984	A	L	68-74
Jan. 19, 1985	A	W	69-68
Feb. 20, 1985	H	W	64-55
Jan. 18, 1986	H	W	84-67
Feb. 20, 1986	A	W	74-68
Dec. 22, 1986	H	L	61-63
Jan. 31, 1987	A	L	65-66
Jan. 6, 1988	A	W	51-39
Feb. 6, 1988	H	W	94-79
Jan. 18, 1989	H	W	85-84
Feb. 18, 1989	A	L	74-108
Jan. 16, 1990	H	W	101-72
Feb. 18, 1990	A	W	121-108
Jan. 2, 1991	H	W	87-70
Feb. 2, 1991	A	L	59-63
Feb. 15, 1992	A	L	69-76
Feb. 17, 1993	H	L	66-87
March 13, 1993	Lex	W	72-62
Jan. 15, 1994	A	W	83-81
Jan. 28, 1995	H	L	58-66

March 9, 1995	Atl	L	61-85
Jan. 10, 1996	A	W	71-68
Jan. 15, 1997	H	L	62-69
Feb. 25, 1998	A	L	58-60
Feb. 23, 1999	H	W	64-59
Jan. 15, 2000	A	L	62-65
March 10, 2000	Atl	W	71-60
Jan. 10, 2001	H	L	67-71
Feb. 6, 2002	A	L	63-68
March 7, 2002	Atl	W	69-62
Feb. 12, 2003	H	W	79-60
Feb. 21, 2004	A	L	54-74
March 5, 2005	H	W	81-69

**Atl = Atlanta, Ga.**  
**Lex = Lexington, Ky.**  
**Lville = Louisville, Ky.**  
**Mem = Memphis, Tenn.**  
**LSU at home: LSU leads, 28-16**  
**at Vanderbilt: Vanderbilt leads, 33-12**  
**at Neutral Sites: LSU leads, 5-4**

**Villanova (2-2)**

Dec. 29, 1952	NO	W	100-94
Dec. 28, 1976	H	L	68-76
March 15, 1990	Knox	W	70-63
Nov. 24, 1990	Sfld	L	91-93

**NO = New Orleans, La.**  
**Knox = Knoxville, Tenn.**  
**Sfld = Springfield, Mass.**

**Virginia (0-1)**

March 30, 1981	Phil	L	74-78
----------------	------	---	-------

**Phil = Philadelphia, Pa.**

**Va. Military Institute (1-0)**

Dec. 27, 1956	Sport	W	88-67
---------------	-------	---	-------

**Sport = Shreveport, La.**

**Virginia Tech (0-1)**

Dec. 20, 1963	A	L	64-72
---------------	---	---	-------

**Wake Forest (1-0)**

Dec. 28, 1981	NO	W	70-64
---------------	----	---	-------

**NO = New Orleans, La.**

**Washington (3-1)**

March 18, 1953	KC	L	69-88
Nov. 30, 1977	H	W	83-58
Dec. 1, 1983	H	W	51-48
Nov. 27, 1985	A	W	70-61

**Washington & Lee (0-1)**

Feb. 1929	Atl	L	22-32
-----------	-----	---	-------

**Atl = Atlanta, Ga.**

**Washington State (0-1)**

Dec. 1, 1973	A	L	78-80
--------------	---	---	-------

**Weber State (2-0)**

Dec. 20, 1972	Log	W	82-80
Nov. 23, 2001	Hilo	L (ot)	74-75

**Log = Logan, Utah**  
**Hilo = Hilo, Hawaii**

**Western Kentucky (1-0)**

Jan. 24, 1987	H	W	67-62
---------------	---	---	-------

**West Virginia (0-1)**

Nov. 27, 2004	H	L	69-84
---------------	---	---	-------

**West Virginia State (1-0)**

Dec. 29, 1986	Hono	W	93-76
---------------	------	---	-------

**Hono = Honolulu, Hawaii**

**Wichita State (1-1)**

March 22, 1981	NO	W	96-85
Feb. 21, 1982	H	L	65-66

**NO = New Orleans, La.**

**Winthrop (1-0)**

Dec. 28, 1993	H	W	100-71
---------------	---	---	--------

**Wisconsin (0-4)**

Dec. 19, 1953	H	L	66-82
Dec. 18, 1954	A	L	68-107
Dec. 15, 1967	Mil	L	94-96
March 23, 2000	Al	L	48-61

**Mil = Milwaukee, Wis.**  
**Al = Albuquerque, N.M.**

**Wyoming (3-0)**

Dec. 26, 1968	OKC	W	84-78
Nov. 27, 1999	Hon	W	103-86
Jan. 3, 2001	H	W	73-69

**OKC = Oklahoma City, Okla.**  
**Hon = Honolulu, Hawaii**

**Xavier, Ohio (1-1)**

Dec. 28, 1964	OKC	L	87-93
Dec. 22, 1980	H	W	78-62

**OKC = Oklahoma City, Okla.**

**Yale (0-1)**

Dec. 30, 1969	Hono	L	94-97
---------------	------	---	-------

**Hono = Honolulu, Hawaii**

**YMCA (BR) (1-0)**

Jan. 6, 1926	H	W	37-25
--------------	---	---	-------

**YMCA (Houston) (3-0)**

Feb. 25, 1921	A	W	49-19
Feb. 10, 1922	A	W	29-27
Feb. 11, 1922	A	W	28-22

**YMCA (Mobile) (1-1)**

Feb. 1917	A	L	18-37
Feb. 14, 1920	A	W	26-22

**YMCA (New Orleans) (5-4)**

Feb. 26, 1909	A	L	11-27
Feb. 27, 1909	A	L	16-37
Feb. 26, 1910	A	L	11-53
March 5, 1910	H	W	30-17
Feb. 5, 1912	A	L	24-25
Feb. 17, 1912	H	W	23-19
Feb. 6, 1915	H	W	55-18
Dec. 1915	H	W	42-26
Jan. 15, 1921	H	W	42-26

**YMGC (New Orleans) (6-0)**

Feb. 25, 1912	H	W	32-6
Feb. 8, 1913	H	W	39-11
Feb. 1915	H	W	24-11
Jan. 1916	H	W	39-22
Jan. 1917	H	W	54-22
Jan. 3, 1920	H	W	47-19

INTRO
THIS IS LSU
TIGERS
COACHES
REVIEW
PREVIEW
RECORDS
<b>HISTORY</b>
LSU
MEDIA



**1934-35 LSU FIGHTING TIGERS**

**14-1, 11-0 • Winner American Legion Bowl - Atlantic City, N. J.  
SEC Champions • Coach Harry Rabenhorst**

(Front Row) Blackie Banker, Wally Wells, Henry Young, Sparky Wade, Nolan Miller, Guy Ottwell, Milford McDonald, Mac Michael. (Back Row) Judge Bryan, Bill Leathers, Shongaloo Lindsey, Sid Adger, Texas Bo Bohannon, Red Beeson, Jack Harris, Ben Journeay, Buddy Blair.



**1969-70 LSU FIGHTING TIGERS**

**22-10 • NIT Final Four  
Coach Press Maravich**

(Front Row) Tom Hess, Jeff Tribbett, Tom Henner, Rich Hickman. (Middle Row) Kent Johnson, Bill Newton, Danny Hester. (Back Row) Al Sanders, Bob Lang, Pete Maravich.



**1952-53 LSU FIGHTING TIGERS**

**22-3 • SEC Champions • NCAA Final Four  
Coach Harry Rabenhorst**

(Front Row) Don Loughmiller, Darrell Schultz, Benny McCardle, Norman Magee, Charley Robert. (Middle Row) Coach Harry Rabenhorst, Bill Lee, Leslie Jones, Don Belcher, Kenny Bridges, Assistant Coach John Chaney. (Back Row) Manager Fred Poerschke, James McNeilly, Bob Freshley, Bob Pettit, Ned Clark, P. Brayman.



**1978-79 LSU FIGHTING TIGERS**

**23-6 • SEC Champions  
Coach Dale Brown**

(Front Row) Gus Rudolph, Walter Campbell, Al Green, Ernie Brown, Coach Dale Brown, Jordy Hultberg, Willie Sims, J. Brian Bergeron, Ethan Martin. (Back Row) Assistant Coach Ron Abernathy, Duane DeArmond, Lionel Green, Andy Campbell, Rick Mattick, Greg Cook, Durand Macklin, Joe Costello, Assistant Coach Art Tollis.



**1953-54 LSU FIGHTING TIGERS**

**20-5 • SEC Champions  
Coach Harry Rabenhorst**

(Front Row) Coach Harry Rabenhorst, Jim McNeilly, Ned Clark, Bob Pettit, Bob Freshley, Bill Lee, Assistant Coach John Chaney. (Middle Row) Don Sebastian, Paul Zinser, Norman Magee, Benny McCardle, Don Loughmiller, Manager Fred Poerschke. (Back Row) Les Jones, Roger Sigler, Dick Holt, Troy Rushing, Don Belcher.



**1979-80 LSU FIGHTING TIGERS**

**26-6 • SEC Tournament Champions  
Coach Dale Brown**

(Front Row) Durand Macklin, Tyrone Black, Greg Cook, Andy Campbell, Rick Mattick, DeWayne Scales, Gus Rudolph. (Back Row) J. Brian Bergeron, Jordy Hultberg, Willie Sims, Duane DeArmond, Howard Carter, Mark Alcorn, Ethan Martin.

- INTRO
- THIS IS LSU
- TIGERS
- COACHES
- REVIEW
- PREVIEW
- RECORDS
- HISTORY**
- LSU
- MEDIA



## 1980-81 LSU FIGHTING TIGERS

**31-5 • Most Wins in LSU History  
SEC Champions • NCAA Final Four**

**Coach Dale Brown**


(Front Row) J. Brian Bergeron, Ethan Martin, Willie Sims, Johnny Jones, Matt England, Mark Alcorn, Brian Kistler. (Back Row) Manager Stan Harris, Assistant Coach Jordy Hultberg, Assistant Coach Rick Huckabay, Howard Carter, Joe Costello, Tyrone Black, Andy Campbell, Greg Cook, Leonard Mitchell, Durand Macklin, John Tudor, Head Coach Dale Brown, Assistant Coach Ron Abernathy, Trainer Dr. Martin J. Broussard



## 1984-85 LSU FIGHTING TIGERS

**19-10 • SEC Champions  
Coach Dale Brown**

(Front Row) Don Redden, Oliver Brown, Ocie Conley, Derrick Taylor, Dennis Brown, Anthony Wilson, Neboisha Bukumirovich. (Back Row) Ricky Blanton, Jose Vargas, Damon Vance, Zoran Jovanovich, Jerry Reynolds, Nikita Wilson, John Williams.



## 1985-86 LSU FIGHTING TIGERS

**26-12 • NCAA Final Four  
Coach Dale Brown**


(Front Row) Edwin Wilson, Ocie Conley, Derrick Taylor, Don Redden, Anthony Wilson, Neboisha Bukumirovich. (Back Row) Oliver Brown, Ricky Blanton, Jose Vargas, Zoran Jovanovich, John Williams, Bernard Woodside.



## 1990-91 LSU FIGHTING TIGERS

**20-10 • SEC Champions  
Coach Dale Brown**

(Front Row) Trainer Steven Saccaro, Manager Tom Cherry, Mike Hansen, Danny Moscovitz, Vernel Singleton, Shawn Griggs, John Picou, T.J. Pugh, Manager Greg Polk, Trainer Tim Ezell. (Back Row) Administrative Assistant Jim Childers, Supervisor of Athletic Training Dr. Marty Broussard, Assistant Coach Johnny Jones, Lenear Burns, Harold Boudreaux, Geert Hamink, Shaquille O'Neal, Richard Krajewski, Wayne Sims, Assistant Coach Craig Carse, Head Coach Dale Brown.



## 1999-00 LSU FIGHTING TIGERS

**28-6 • SEC Champions • NCAA Sweet Sixteen  
Coach John Brady**

(Front Row) Assoc. Coach Kermit Davis, Brandon Landry, Brian Green, Torris Bright, Head Coach John Brady, Jack Warner, Jeremy Comeaux, Jermaine Williams, Asst. Coach Butch Pierre; (Second Row) Admin. Asst. Scott Osborne, Trainer Drew Shea, Ronald Dupree, Brian Beshara, Brad Bridgewater, Jabari Smith, Stromile Swift, Collis Temple III, Lamont Roland, Asst. Coach Donnie Tyndall, Strength Coach Nick Buchholz.



## 2005-06 LSU FIGHTING TIGERS

**20-10 • SEC Western Division Champions  
Coach John Brady**

Front Row: Associate Head Coach Butch Pierre, David Flesman, Josh Maravich, Darrel Mitchell, Antonio Hudson, Head Coach John Brady, Xavier Whipple, Garrett Temple, Tack Minor, Darnell Lazare, Assistant Coach Nikita Johnson. Back Row: Manager Brad Barrios, Athletic Trainer Drew Shea, Academic Advisor Rachel Lassiter, Assistant Coach John Treloar, Brandon Bass, Tyrus Thomas, Glen Davis, Paul Wolfert, Ross Neltner, Regis Koundjia, Strength Coach Scott Gadeken, Administrative Assistant Scott Soprych, Manager Raymond Griffin.

**Southeastern Conference**

<b>Record vs. SEC: 589-604</b>	
Alabama	63-91
Arkansas	15-25
Auburn	75-56
Florida	57-35
Georgia	56-39
Kentucky	21-76
Ole Miss	110-77
Mississippi State	99-88
South Carolina	6-11
Tennessee	40-54
Vanderbilt	46-52

**American East**

<b>LSU Record vs. AE: 3-0</b>	
<b>SEC Record in 2005: 4-1</b>	
Boston U.	2-0
Maine	1-0

**Atlantic Coast Conference**

<b>LSU Record vs. ACC: 31-35</b>	
<b>SEC Record in 2005: 7-3</b>	
Clemson	3-2
Duke	1-5
Florida State	2-2
Georgia Tech	20-14
Maryland	2-2
North Carolina	2-9
Virginia	0-1
Wake Forest	1-0

**Atlantic Sun**

<b>LSU Record vs. AS: 14-0</b>	
<b>SEC Record in 2005: 10-1</b>	
Belmont	1-0
Campbell	2-0
Mercer	3-0
Sanford	3-0
Troy St.	4-0
Georgia St.	1-0

**Atlantic 10 Conference**

<b>LSU Record vs. Atlantic 10: 4-4</b>	
<b>SEC Record in 2005: 3-2</b>	
Dayton	0-2
Fordham	1-0
St. Joseph's (Pa.)	0-1
Temple	1-0
Virginia Tech	0-1
Xavier (Ohio)	2-0

**Big East Conference**

<b>LSU Record vs. Big East: 11-14</b>	
<b>SEC Record in 2005: 3-5</b>	
Connecticut	0-1
Georgetown	4-2
Miami (Fla.)	1-3
Notre Dame	1-0
St. John's	1-2
Syracuse	0-1
Villanova	2-2
West Virginia	2-2
Va. Tech	0-1

**Big 12 Conference**

<b>LSU Record vs. Big 12: 40-32</b>	
<b>SEC Record in 2005: 1-4</b>	
Baylor	3-4
Kansas	1-3
Missouri	1-0
Nebraska	1-0
Oklahoma	2-2
Oklahoma State	1-1
Texas	17-10
Texas A&M	12-9
Texas Tech	1-3

**Big Sky Conference**

<b>LSU Record vs. Big Sky: 6-1</b>	
<b>SEC Record in 2005: 2-0</b>	
Montana State	4-0
Northern Arizona	2-0
Weber State	0-1

**Big South Conference**

<b>LSU Record vs. Big South: 1-1</b>	
<b>SEC Record in 2005: 4-1</b>	
Radford	1-0
Winthrop	0-1

**Big Ten Conference**

<b>LSU Record vs. Big 10: 5-16</b>	
<b>SEC Record in 2005: 5-1</b>	
Illinois	0-2
Indiana	0-5
Iowa	2-0
Michigan	0-2
Michigan State	0-1
Northwestern	1-2
Penn State	1-0
Purdue	1-1
Wisconsin	0-3

**Big West Conference**

<b>LSU Record vs. Big West: 2-3</b>	
<b>SEC Record in 2005: 1-0</b>	
Pacific	1-1
Utah State	1-2

**Colonial League**

<b>LSU Record vs. Colonial: 4-0</b>	
<b>SEC Record in 2005: 1-1</b>	
George Mason	1-0
N. Carolina-Wilmington	4-0
Delaware	1-0
Towson	1-0

**Conference USA**

<b>LSU Record vs. CUSA: 138-107</b>	
<b>SEC Record in 2005: 9-7</b>	
UAB	1-0
DePaul	3-3
Houston	4-8
Louisville	1-8
Marquette	0-1
Memphis	3-1
Saint Louis	1-2
Southern Miss	2-0
Tulane	121-83
TCU	3-1

**Horizon League**

<b>LSU Record vs. Horizon: 4-0</b>	
<b>SEC Record in 2005: 0-0</b>	
Cleveland State	1-0
Illinois-Chicago	1-0
Loyola (Ill.)	2-0

**Ivy League**

<b>LSU Record vs. Ivy: 3-1</b>	
<b>SEC Record in 2005: 1-0</b>	
Cornell	3-0
Yale	0-1

**Metro Atlantic**

<b>LSU Record vs. Metro Atl.: 6-2</b>	
<b>SEC Record in 2005: 0-1</b>	
Canisius	0-2
Iona	1-0
Marist	2-0
Niagara	1-0
St. Peter's	2-0

**Mid-Continent Conference**

<b>LSU Record vs. Mid-Cont.: 13-2</b>	
<b>SEC Record in 2005: 2-1</b>	
Centenary	7-1
Oakland	1-0
Oral Roberts	5-1

**Mid-Eastern Athletic Conference**

<b>LSU Record vs. MEAC: 5-1</b>	
<b>SEC Record in 2005: 0-0</b>	
Coppin State	0-1
Delaware State	1-0
Howard	1-0
N.Carolina A&T	2-0
Norfolk St.	1-0

**Missouri Valley Conference**

<b>LSU Record vs. MVC: 2-3</b>	
<b>SEC Record in 2005: 3-0</b>	
Creighton	0-1
Drake	1-0
Evansville	0-1
Wichita State	1-1

**Mountain West**

<b>LSU Record vs. MW: 8-4</b>	
<b>SEC Record in 2005: 3-1</b>	
Brigham Young	1-1
Nevada - Las Vegas	3-3
Utah	1-0
Wyoming	3-0

**Northeast Conference**

<b>LSU Record vs. Northeast: 5-1</b>	
<b>SEC Record in 2005: 1-0</b>	
Long Island	0-1
Md-Baltimore County	1-0
Robert Morris	1-0
St. Francis (Pa.)	3-0

**Ohio Valley Conference**

<b>LSU Record vs. OVC: 6-0</b>	
<b>SEC Record in 2005: 13-0</b>	
Middle Tenn. State	1-0
Morehead State	1-0
Tennessee-Martin	3-0
Tennessee State	1-0

**Pacific 10 Conference**

<b>LSU Record vs. Pac-10: 14-21</b>	
<b>SEC Record in 2005: 4-0</b>	
Arizona	3-3
California	2-1
Oregon State	3-0
Southern California	1-6
Stanford	2-2
UCLA	0-7
Washington	2-1
Washington State	1-1

**Patriot League**

<b>LSU Record vs. Patriot: 6-3</b>	
<b>SEC Record in 2005: 2-0</b>	
Army	1-1
Colgate	2-0
Holy Cross	1-1
Lafayette	2-0
Navy	0-1

**Southern Conference**

<b>LSU Record vs. Southern: 2-0</b>	
<b>SEC Record in 2005: 9-1</b>	
Appalachian State	1-0
VMI	1-0

**Southland Conference**

<b>LSU Record vs. Southland: 47-8</b>	
<b>SEC Record in 2005: 10-0</b>	
UL-Monroe	3-0
McNeese State	13-0
Nicholls State	11-0
Northwestern State	11-7
Sam Houston St.	1-0
Southwest Texas St.	1-0
Southeastern La.	7-1

**Southwestern Athletic**

<b>LSU Record vs. SWAC: 15-1</b>	
<b>SEC Record in 2005: 4-0</b>	
Alcorn	2-0
Grambling St.	1-0
Jackson State	2-1
Prarie View	3-0
Southern	6-0
Texas Southern	1-0

**Sun Belt Conference**

<b>LSU Record vs. Sun Belt: 48-16</b>	
<b>SEC Record in 2005: 8-1</b>	
Arkansas State	2-1
Jacksonville	0-1
Lamar	3-1
UL-Lafayette	32-9
Middle Tennessee	1-0
New Orleans	6-4
South Alabama	1-0
Texas-Pan American	2-0
Western Kentucky	1-0

**West Coast Conference**

<b>LSU Record vs. WCC: 3-0</b>	
<b>SEC Record in 2005: 1-1</b>	
Loyola Marymount	2-0
Santa Clara	1-0

**Western Athletic Conference**

<b>LSU Record vs. WAC: 33-32</b>	
<b>SEC Record in 2005: 3-0</b>	
Fresno State	2-1
Hawaii	0-1
Louisiana Tech	9-1
Nevada	1-1
Rice	16-24
SMU	2-2
Texas-El Paso	2-1
Tulsa	1-1

INTRO
THIS IS LSU
TIGERS
COACHES
REVIEW
PREVIEW
RECORDS
HISTORY
LSU
MEDIA

INTRO
THIS IS LSU
TIGERS
COACHES
REVIEW
PREVIEW
RECORDS
<b>HISTORY</b>
LSU
MEDIA

## 1953 NCAA Tournament

**Coach Harry Rabenhorst**

East Regional - Raleigh, N. C.

March 13 - LSU 89, Lebanon Valley 76 (Regional Semifinals)

March 14 - LSU 81, Holy Cross 73 (Regional Finals)

Final Four - Kansas City, Mo.

March 17 - Indiana 80, LSU 67 (National Semifinals)

March 18 - Washington 88, LSU 69 (National 3rd Place Game)

## 1954 NCAA Tournament

**Coach Harry Rabenhorst**

East Regional - Iowa City, Iowa

March 12 - Penn State 78, LSU 70 (Regional Semifinals)

March 13 - Indiana 73, LSU 62 (Regional Third Place Game)

## 1970 National Invitation Tournament

**Coach Press Maravich**

Madison Square Garden - New York, New York

March 15 - LSU 83, Georgetown 82 (First Round)

March 17 - LSU 97, Oklahoma 94 (Quarterfinals)

March 19 - Marquette 101, LSU 79 (Semifinals)

March 21 - Army 75, LSU 68 (Third Place Game)

## 1979 NCAA Tournament

**Coach Dale Brown**

Midwest Regional - Bloomington, Ind.

March 10 - LSU 71, Appalachian State 57 (Second Round)

Midwest Regional - Indianapolis, Ind.

March 16 - Michigan State 87, LSU 71 (Regional Semifinals)

## 1980 NCAA Tournament

**Coach Dale Brown**

Midwest Regional - Denton, Texas

March 9 - LSU 98, Alcorn State 88 (Second Round)

Midwest Regional - Houston, Texas

March 14 - LSU 68, Missouri 63 (Regional Semifinals)

March 16 - Louisville 86, LSU 66 (Regional Finals)

## 1981 NCAA Tournament

**Coach Dale Brown**

Midwest Regional - Austin, Texas

March 14 - LSU 100, Lamar 78 (Second Round)

Midwest Regional - New Orleans, La.

March 20 - LSU 72, Arkansas 56 (Regional Semifinals)

March 22 - LSU 96, Wichita State 85 (Regional Finals)

NCAA Final Four - Philadelphia, Pa.

March 28 - Indiana 67, LSU 49 (National Semifinals)

March 30 - Virginia 78, LSU 74 (National Third Place Game)

## 1982 National Invitation Tournament

**Coach Dale Brown**

First Round - Baton Rouge, La.

March 12 - Tulane 83, LSU 72

## 1983 National Invitation Tournament

**Coach Dale Brown**

First Round - Baton Rouge, La.

March 16 - New Orleans 99, LSU 94 (ot)

## 1984 NCAA Tournament

**Coach Dale Brown**

West Regional - Salt Lake City, Utah

March 15 - Dayton 74, LSU 66 (First Round)

## 1985 NCAA Tournament

**Coach Dale Brown**

Southeast Regional - Dayton, Ohio

March 15 - Navy 78, LSU 55 (First Round)

## 1986 NCAA Tournament

**Coach Dale Brown**

Southeast Regional - Baton Rouge, La.

March 13 - LSU 94, Purdue 87 (2 ot) (First Round)

March 15 - LSU 83, Memphis State 81 (Second Round)

Southeast Regional - Atlanta, Ga.

March 20 - LSU 70, Georgia Tech 64 (Regional Semifinals)

March 22 - LSU 59, Kentucky 57 (Regional Finals)

NCAA Final Four - Dallas, Texas

March 29 - Louisville 88, LSU 77 (National Semifinals)

## 1987 NCAA Tournament

**Coach Dale Brown**

Midwest Regional - Chicago, Ill.

March 13 - LSU 85, Georgia Tech 79 (First Round)

March 15 - LSU 72, Temple 62 (Second Round)

Midwest Regional - Cincinnati, Ohio

March 20 - LSU 63, DePaul 58 (Regional Semifinals)

March 22 - Indiana 77, LSU 76 (Regional Finals)

## 1988 NCAA Tournament

**Coach Dale Brown**

East Regional - Hartford, Conn.

March 18 - Georgetown 66, LSU 63 (First Round)

## 1989 NCAA Tournament

**Coach Dale Brown**

West Regional - Tucson, Ariz.

March 17 - Texas-El Paso 85, LSU 74 (First Round)

## 1990 NCAA Tournament

**Coach Dale Brown**

Southeast Regional - Knoxville, Tenn.

March 15 - LSU 70, Villanova 63 (First Round)

March 17 - Georgia Tech 94, LSU 91 (Second Round)

## 1991 NCAA Tournament

**Coach Dale Brown**

Midwest Regional - Minneapolis, Minn.

March 14 - Connecticut 79, LSU 62 (First Round)

## 1992 NCAA Tournament

**Coach Dale Brown**

West Regional - Boise, Idaho

March 19 - LSU 94, Brigham Young 83 (First Round)

March 21 - Indiana 89, LSU 79 (Second Round)

## 1993 NCAA Tournament

**Coach Dale Brown**

Midwest Regional - Chicago, Ill.

March 18 - California 66, LSU 64 (First Round)

## 2000 NCAA Tournament

**Coach John Brady**

West Regional - Salt Lake City

March 16 - LSU 64, SE Missouri St. 61

March 18 - LSU 72, Texas 67

West Regional - Albuquerque, N.M.

March 23 - Wisconsin 61, LSU 48

## 2002 National Invitation Tournament

**Coach John Brady**

First Round - Iowa City, Iowa

March 13 - LSU 63, Iowa 61

Second Round - Baton Rouge, La.

March 19 - Ball St. 75, LSU 65

## 2003 NCAA Tournament

**Coach John Brady**

First Round - Birmingham, Ala.

March 21 - Purdue 80, LSU 56

## 2004 National Invitation Tournament

**Coach John Brady**

First Round -- Norman, Okla.

March 17 -- Oklahoma 70, LSU 61

## 2005 NCAA Tournament

**Coach John Brady**

First Round -- Boise, Idaho

March 17 -- UAB 82, LSU 68



**Most Consecutive NCAA Tournament Appearances**

SCHOOL	NUMBER	YEARS
North Carolina	27	1975-01
Arizona	21	1985-present
Indiana	18	1986-2003
Kansas	16	1990-present
Cincinnati	14	1992-present
Kentucky	14	1992-present
UCLA	14	1989-2003
Georgetown	14	1979-92
UCLA	13	1967-79
Temple	12	1990-01
Stanford	11	1995-present
Maryland	11	1994-2004
Duke	11	1984-94
<b>LSU</b>	<b>10</b>	<b>1984-93</b>
Marquette	10	1971-80
Syracuse	10	1983-92

**Most Consecutive NCAA Tourn. Appear. for Coaches**

Dean Smith, North Carolina	23	1975-97
Lute Olson, Arizona	21	1985-present
Roy Williams, Kansas, North Carolina	16	1990-present
Bob Knight, Indiana	15	1986-00
John Thompson, Georgetown	14	1979-92
Bob Huggins, Cincinnati	14	1992-present
John Chaney, Temple	12	1990-2001
Eddie Sutton, Arkansas, Kentucky	12	1977-88
Tubby Smith, Kentucky	12	1994-present
Mike Krzyzewski, Duke	11	1984-94
Gary Williams, Maryland	11	1994-2004
<b>Dale Brown, LSU</b>	<b>10</b>	<b>1984-93</b>
Jim Boeheim, Syracuse	10	1983-92
Kelvin Sampson, Oklahoma	10	1994-03
Mike Montgomery, Stanford	10	1995-2004

**SEC Final Four Appearances**

	APPEARANCES	COACHES
Kentucky	13	Adolph Rupp (6), Joe Hall (3), Rick Pitino (3), Tubby Smith (1)
<b>LSU</b>	<b>3</b>	<b>Dale Brown (2), Harry Rabenhorst (1)</b>
Arkansas	2	Nolan Richardson (2)
Florida	2	Lon Kruger (1), Billy Donovan (1)
Georgia	1	Hugh Durham (1)
Miss. State	1	Richard Williams (1)



Tack Minor

**SEC Postseason Tournament Appearances**

**NCAA Tournament**


SCHOOL	APP.	W - L	PCT.
Kentucky	46	96-41	.701
Arkansas	26	39-26	.600
<b>LSU</b>	<b>18</b>	<b>19-21</b>	<b>.475</b>
Alabama	17	17-17	.500
Tennessee	13	8-14	.364
Florida	10	14-10	.583
Auburn	8	12-8	.600
Miss. State	8	10-8	.555
Vanderbilt	8	7-9	.437
Georgia	8	6-8	.429
South Carolina	8	4-9	.308
Ole Miss	6	3-6	.333

**National Invitation Tournament**

SCHOOL	APP.	W - L	PCT.
Tennessee	11	12-11	.522
Georgia	10	10-10	.500
Vanderbilt	10	18-9	.667
South Carolina	9	16-8	.667
Alabama	9	17-12	.586
Kentucky	7	11-5	.688
Florida	7	6-9	.400
Ole Miss	6	6-6	.500
Miss. State	5	3-5	.375
<b>LSU</b>	<b>5</b>	<b>3-6</b>	<b>.333</b>
Auburn	5	2-5	.286
Arkansas	2	4-3	.571

**Postseason Totals**

SCHOOL	APP.	W - L	PCT.
Kentucky	53	107-46	.699
Arkansas	28	43-29	.597
Alabama	26	34-29	.540
<b>LSU</b>	<b>23</b>	<b>22-27</b>	<b>.449</b>
Tennessee	24	20-25	.444
Vanderbilt	18	25-18	.581
Georgia	18	16-18	.470
South Carolina	17	20-17	.540
Florida	17	20-19	.513
Auburn	13	14-13	.518
Miss. State	13	13-13	.500
Ole Miss	12	9-12	.429



Xavier Whipple

INTRO
THIS IS LSU
TIGERS
COACHES
REVIEW
PREVIEW
RECORDS
<b>HISTORY</b>
LSU
MEDIA

- INTRO
- THIS IS LSU
- TIGERS
- COACHES
- REVIEW
- PREVIEW
- RECORDS
- HISTORY**
- LSU
- MEDIA

## 1953

1. Indiana
2. Seton Hall
3. Kansas
4. Washington
5. **LSU**
6. LaSalle
7. St. John's
8. Oklahoma State
9. Duquesne
10. Notre Dame

### All-America

Walter Dukes (Seton Hall)  
 John O'Brien (Seattle)  
 Bob Houbregs (Washington)  
 Tom Gola (LaSalle)  
 Ernie Beck (Penn)

## 1954

1. Kentucky
2. LaSalle
3. Holy Cross
4. Indiana
5. Duquesne
6. Notre Dame
7. Bradley
8. Western Kentucky
9. Penn State
10. Oklahoma State

### 14. LSU

### All-America

**BOB PETTIT (LSU)**  
 Frank Selvy (Furman)  
 John Schlundt (Indiana)  
 Tom Gola (LaSalle)  
 Cliff Hagan (Kentucky)

## 1968

1. Houston
2. UCLA
3. St. Bonaventure
4. North Carolina
5. Kentucky
6. New Mexico
7. Columbia
8. Davidson
9. Louisville
10. Duke

### All-America

**PETE MARAVICH (LSU)**  
 Elvin Hayes (Houston)  
 Wes Unseld (Louisville)  
 Lew Alcindor (UCLA)  
 Calvin Murphy (Niagara)

### Coach of the Year

Guy V. Lewis (Houston)

## 1969

1. UCLA
2. LaSalle
3. Santa Clara
4. North Carolina
5. Davidson
6. Purdue
7. Kentucky
8. St. John's
9. Duquesne
10. Villanova

### All-America

**PETE MARAVICH (LSU)**  
 Lew Alcindor (UCLA)\*  
 Spencer Haywood (Detroit)  
 Rick Mount (Purdue)  
 Calvin Murphy (Niagara)

### Coach of the Year

John Wooden (UCLA)

## 1970

1. Kentucky
2. UCLA
3. St. Bonaventure
4. Jacksonville
5. New Mexico State
6. South Carolina
7. Iowa
8. Marquette
9. Notre Dame
10. North Carolina State

### All-America

**PETE MARAVICH (LSU)\***  
 Bob Lanier (St. Bonaventure)  
 Dan Issel (Kentucky)  
 Rick Mount (Purdue)  
 Calvin Murphy (Niagara)

### Coach of the Year

John Wooden (UCLA)

## 1979

1. Indiana State
2. UCLA
3. Michigan State
4. Notre Dame
5. Arkansas
6. DePaul
7. **LSU**
8. Syracuse
9. North Carolina
10. Marquette

### All-America

Larry Bird (Indiana State)\*  
 Billy Cartwright (USF)  
 David Greenwood (UCLA)  
 Sidney Moncrief (Ark.)  
 Earvin Johnson (Mich. St.)

### Coach of the Year

Bill Hodges (Indiana St.)

## 1980

1. DePaul
2. Louisville
3. **LSU**
4. Kentucky
5. Oregon State
6. Syracuse
7. Indiana
8. Maryland
9. Notre Dame
10. Ohio State

### All-America

Joe Barry Carroll (Purdue)  
 Albert King (Maryland)  
 Mark Aguirre (DePaul)\*  
 Darrell Griffith (Louisville)  
 Kyle Macy (Kentucky)

### Coach of the Year

Ray Meyer (DePaul)

## 1981

1. DePaul
2. Oregon State
3. Arizona State
4. **LSU**
5. Virginia
6. North Carolina
7. Notre Dame
8. Kentucky
9. Indiana
10. UCLA

### All-America

Mark Aguirre (DePaul)  
 Raph Sampson (Virginia)  
 Danny Ainge (BYU)  
 Isiah Thomas (Indiana)  
 Kevin Magee (Cal.-Irvine)

### Coach of the Year

Ralph Miller (Oregon St.)

## 1985

1. Georgetown
2. Michigan
3. St. John's
4. Memphis State
5. Oklahoma
6. Georgia Tech
7. North Carolina
8. Louisiana Tech
9. UNLV
10. Illinois

### 20. LSU

### All-America

Patrick Ewing (Georgetown)\*  
 Keith Lee (Memphis State)  
 Xavier McDaniel (Wichita St.)  
 Chris Mullen (St. John's)  
 Wayman Tisdale (Okla.)

### Coach of the Year

Bill Frieder (Michigan)

## 1989

1. Arizona
2. Georgetown
3. Illinois
4. Oklahoma
5. North Carolina
6. Missouri
7. Syracuse
8. Indiana
9. Duke
10. Michigan

### All-America

**CHRIS JACKSON (LSU)**  
 Sean Elliot (Arizona)\*  
 Stacey King (Oklahoma)  
 Danny Ferry (Duke)  
 Sherman Douglas (Syr.)

### Coach of the Year

Bobby Knight (Indiana)

## 1990

1. Oklahoma
2. Nevada-Las Vegas
3. Connecticut
4. Michigan State
5. Kansas
6. Syracuse
7. Arkansas
8. Georgetown
9. Georgia Tech
10. Purdue

### 16. LSU

### All-America

**CHRIS JACKSON (LSU)**  
 Lionel Simmons (LaSalle)\*  
 Gary Payton (Oregon St.)  
 Derrick Coleman (Syr.)  
 Larry Johnson (UNLV)

## 1991

1. UNLV
2. Arkansas
3. Indiana
4. N. Carolina
5. Ohio State
6. Duke
7. Syracuse
8. Arizona
9. Kentucky
10. Utah

### 22. LSU

### All-America

**SHAQUILLE O'NEAL (LSU)\***  
 Larry Johnson (UNLV)  
 Stacey Augmon (UNLV)  
 Billy Owens (Syracuse)  
 Kenny Anderson (Ga. Tech)

### Coach of the Year

Randy Ayers (Ohio St.)

## 1992

1. Duke
2. Kansas
3. Ohio State
4. UCLA
5. Indiana
6. Kentucky
7. UNLV
8. Southern Cal
9. Arkansas
10. Arizona

### 25. LSU

### All-America

**SHAQUILLE O'NEAL (LSU)**  
 Christian Laettner (Duke)\*  
 Jim Jackson (Ohio St.)  
 Harold Miner (USC)  
 Alonzo Mourning (Georgetown)

### Coach of the Year

Mike Krzyzewski (Duke)

## 2000

1. Duke
2. Michigan St.
3. Stanford
4. Arizona
5. Temple
6. Iowa St.
7. Cindinnati
8. Ohio St.
9. St. John's
10. **LSU**

### AP Ratings

**Regular Season Only**  
**Player of Year Indicated\***  
**Writers Poll began in 1949**

INTRO
THIS IS LSU
TIGERS
COACHES
REVIEW
PREVIEW
RECORDS
HISTORY
LSU
MEDIA

**LSU's Record as a Ranked Team in AP Poll**

RK	W	L	PCT.
1			
2	2	2	.500
3	3	2	.600
4	13	4	.765
5	14	4	.778
6	13	1	.928
7	12	4	.750
8	10	6	.625
9	19	5	.792
10	18	6	.750
11	23	2	.920
12	14	2	.875
13	5	2	.714
14	24	7	.774
15	9	2	.818
16	9	5	.643
17	7	5	.583
18	6	2	.750
19	7	3	.700
20	7	3	.700
21	2	2	.500
22	2	3	.400
23	3	3	.500
24	1	3	.250
25	4	2	.667
<b>Totals</b>	<b>227</b>	<b>80</b>	<b>.739</b>

**LSU's Record vs. Ranked Teams in AP Poll**

Rk	W	L	Pct.
1	2	11	.154
2	2	12	.143
3	2	11	.154
4	0	16	.000
5	4	17	.190
6	3	9	.250
7	5	10	.333
8	4	16	.200
9	3	12	.200
10	1	8	.111
11	1	9	.100
12	1	9	.100
13	0	9	.000
14	1	7	.125
15	1	7	.125
16	8	4	.667
17	0	7	.000
18	3	7	.300
19	4	3	.571
20	5	6	.454
21	0	4	.000
22	2	2	.500
23	0	3	.000
24	1	3	.250
25	0	4	.000
<b>Totals</b>	<b>53</b>	<b>206</b>	<b>.205</b>

**LSU in the Associated Press Poll**

**1952-53**

Dec. 16	10
Dec. 23	8
Dec. 30	17
Jan. 6	11
Jan. 13	14
Jan. 20	14
Jan. 27	11
Feb. 3	10
Feb. 10	8
Feb. 17	6
Feb. 24	6
March 3	5
March 10	7
March 24	5

**1953-54**

Dec. 8	10
Dec. 15	5
Dec. 22	14
Dec. 29	18
Jan. 12	16
Jan. 19	12
Jan. 26	14
Feb. 2	17
Feb. 9	17
Feb. 16	13
Feb. 23	12
March 2	7
March 9	8
March 23	14

**1969-70**

Dec. 16	15
---------	----

**1978-79**

Preseason	14
Nov. 28	11
Dec. 5	12
Dec. 12	11
Dec. 19	10
Dec. 26	7
Jan. 3	7
Jan. 9	5
Jan. 16	9
Jan. 23	9
Jan. 30	9
Feb. 6	8
Feb. 13	6
Feb. 20	5
Feb. 27	8
March 6	9
March 13	7

**1979-80**

Preseason	7
Dec. 4	6
Dec. 11	6
Dec. 18	7
Dec. 26	5
Jan. 2	4
Jan. 8	6
Jan. 15	14
Jan. 22	11
Jan. 29	10
Feb. 5	7
Feb. 12	6
Feb. 19	5
Feb. 26	5
March 4	3

**1980-81**

Preseason	12
Dec. 2	15
Dec. 9	11
Dec. 16	10
Dec. 23	10
Dec. 30	10
Jan. 6	9
Jan. 13	6
Jan. 20	5
Jan. 27	4
Feb. 3	4
Feb. 10	4
Feb. 17	4
Feb. 24	2
March 3	3
March 10	4

**1981-82**

Preseason	17
-----------	----

**1983-84**

Preseason	11
Nov. 29	12
Dec. 6	9
Dec. 13	10
Dec. 20	11
Dec. 27	9
Jan. 3	9
Jan. 10	11
Jan. 17	15
Jan. 24	10
Jan. 31	14
Feb. 7	20T
Feb. 14	17

**1984-85**

Preseason	14
Nov. 27	16
Dec. 4	13
Dec. 11	19
Dec. 18	19
Dec. 25	18
Jan. 1	14
March 5	19
March 12	20

**1985-86**

Preseason	14
Nov. 26	12
Dec. 3	11
Dec. 10	11
Dec. 17	9
Dec. 24	9
Dec. 31	8
Jan. 7	8
Jan. 14	14
Jan. 21	14
Jan. 28	17

**1988-89**

Feb. 7	19
Feb. 21	20

**1989-90**

Preseason	2
Nov. 27	9
Dec. 5	9
Dec. 12	9
Dec. 19	8
Dec. 26	9
Jan. 2	11
Jan. 9	14
Jan. 16	13
Jan. 23	16
Jan. 30	14
Feb. 6	11
Feb. 13	9
Feb. 20	12
Feb. 27	15
March 6	16
March 13	19

**1990-91**

Preseason	14
Nov. 27	20
Dec. 4	18
Dec. 11	12
Dec. 18	10
Dec. 25	15
Jan. 1	14
Jan. 8	20
Jan. 15	20
Jan. 22	16
Jan. 29	14
Feb. 5	19
Feb. 12	20
Feb. 19	19
Feb. 26	18
March 5	16
March 12	22

**1991-92**

Preseason	6
Nov. 25	9
Dec. 2	16
Dec. 9	25
Feb. 3	22
Feb. 10	20
March 2	23
March 9	23
March 16	25

**1993-94**

Dec. 13	25
---------	----

**1999-2000**

Jan. 4	21
Jan. 11	24
Feb. 1	22
Feb. 8	25
Feb. 15	16
Feb. 22	15
Feb. 29	12
March 7	10
March 14	10

**2002-03**

Dec. 23	24
Dec. 30	21
Jan. 13	23

**2003-04**

Feb. 17	24
---------	----

**Highlights of the Poll**

- Poll Debut - Dec. 16, 1952
- Total Poll Appearances All-Time - 170
- Most Consecutive Polls - 49 (Preseason poll, 1978-79, to preseason poll, 1981-82)
- Total Appearances in AP Final Poll - 10
- Highest Ranking in AP Poll - 2 (Feb. 24, 1981, Preseason poll 1989-90)

LSU's record since 1948-49 against teams ranked in top 10 - 26-120 (17.8 percent)  
 LSU's record since 1948-49 against teams ranked in AP's top 25 - 53-206 (20.7 percent)  
 LSU versus top-ranked teams in the AP poll - 2-11 (15.4 percent)  
 LSU when ranked in the AP poll since 1948-49 season has a record of 227-80 (73.9 percent).  
 LSU's record when both teams are ranked is 26-31 (.456 percent).  
 LSU was last ranked in 2003-04, earning a ranking of 24 in the Feb. 17, 2004 poll



Glen Davis & Antonio Hudson

INTRO

THIS IS LSU

TIGERS

COACHES

REVIEW

PREVIEW

RECORDS

HISTORY

LSU

MEDIA

## LSU vs. Top 10 teams in the Associated Press poll since the poll started during the 1948-49 season:

### 1948-49

Jan. 14	LSU	#8 Tulane	L, 51-71	New Orleans, La.
Feb. 25	LSU	#6 Tulane	L, 45-72	Baton Rouge, La.
March 5	LSU	#7 Tulane	L, 63-72	Louisville, Ky.

### 1950-51

Jan. 31	LSU	#1 Kentucky	L, 59-81	Baton Rouge, La.
---------	-----	-------------	----------	------------------

### 1951-52

Jan. 5	LSU	#4 Kentucky	L, 47-57	Lexington, Ky.
March 1	LSU	#1 Kentucky	L, 43-44	Louisville, Ky.

### 1952-53

March 17	#7 LSU	#1 Indiana	L, 67-80	Kansas City, Mo.
March 18	#7 LSU	#4 Washington	L, 69-88	Kansas City, Mo.

### 1953-54

Dec. 12	#10 LSU	#5 Kansas	W, 68-63	Baton Rouge, La.
Dec. 28	#14 LSU	#7 Fordham	W, 65-49	New Orleans, La.
March 9	#8 LSU	#1 Kentucky	L, 56-63	Nashville, Tenn.
March 13	#8 LSU	#2 Indiana	L, 62-73	Iowa City, Tenn.

### 1954-55

Jan. 17	LSU	#1 Kentucky	L, 62-64	Baton Rouge, La.
---------	-----	-------------	----------	------------------

### 1955-56

Jan. 3	LSU	#5 N. Carolina	L, 69-95	Chapel Hill, N. C.
Jan. 14	LSU	#5 Kentucky	L, 65-107	Lexington, Ky.
Feb. 11	LSU	#4 Vanderbilt	L, 68-107	Nashville, Tenn.
Feb.	LSU	#7 Alabama	L, 59-77	Baton Rouge, La.

### 1956-57

Jan. 12	LSU	#3 Kentucky	L, 46-51	Baton Rouge, La.
---------	-----	-------------	----------	------------------

### 1957-58

Jan.	LSU	#9 Kentucky	L, 52-97	Lexington, Ky.
------	-----	-------------	----------	----------------

### 1958-59

Jan. 10	LSU	#1 Kentucky	L, 61-76	Baton Rouge, La.
Feb. 14	LSU	#4 Auburn	L, 67-115	Auburn, Ala.
Feb. 21	LSU	#5 Miss. State	L, 67-75	Baton Rouge, La.

### 1959-60

Feb. 8	LSU	#6 Georgia Tech	L, 56-76	Atlanta, Ga.
--------	-----	-----------------	----------	--------------

### 1960-61

Dec.	LSU	#8 Duke	L, 74-80	Durham, N.C.
Dec.	LSU	#5 N. Carolina	L, 61-77	Chapel Hill, N.C.
Dec.	LSU	#5 Louisville	L, 53-72	Baton Rouge, La.

### 1961-62

Jan. 12	LSU	#3 Kentucky	L, 63-84	Lexington, Ky.
Feb. 3	LSU	#10 Miss. State	L, 66-87	Starkville, Miss.
Feb. 24	LSU	#5 Miss. State	L, 48-58	Baton Rouge, La.

### 1962-63

Feb. 9	LSU	#6 Georgia Tech	W, 56-54	Baton Rouge, La.
Feb. 23	LSU	#8 Miss. State	L, 64-99	Baton Rouge, La.

### 1963-64

Dec. 26	LSU	#9 Oregon State	L, 57-87	Portland, Ore.
Jan. 10	LSU	#2 Kentucky	L, 84-103	Lexington, Ky.
Feb. 15	LSU	#8 Auburn	W, 86-66	Baton Rouge, La.

### 1964-65

Feb. 8	LSU	#9 Vanderbilt	L, 85-96	Baton Rouge, La.
March 8	LSU	#5 Vanderbilt	L, 60-106	Nashville, Tenn.

### 1965-66

Jan. 24	LSU	#2 Kentucky	L, 85-111	Lexington, Ky.
Jan. 29	LSU	#4 Vanderbilt	L, 66-98	Nashville, Tenn.
Feb. 26	LSU	#5 Vanderbilt	L, 84-102	Baton Rouge, La.

### 1966-67

Jan. 30	LSU	#9 Vanderbilt	L, 77-79	Nashville, Tenn.
March 4	LSU	#8 Tennessee	L, 60-87	Knoxville, Tenn.

### 1967-68

Jan. 27	LSU	#9 Kentucky	L, 95-121	Baton Rouge, La.
Jan. 29	LSU	#7 Vanderbilt	L, 91-99	Baton Rouge, La.
Feb. 3	LSU	#10 Kentucky	L, 96-109	Lexington, Ky.
Feb 5	LSU	#6 Tennessee	L, 67-87	Baton Rouge, La.

### 1968-69

Jan. 25	LSU	#5 Kentucky	L, 96-108	Baton Rouge, La.
Feb. 22	LSU	#6 Kentucky	L, 89-103	Lexington, Ky.

### 1969-70

Dec. 23	LSU	#2 UCLA	L, 84-133	Los Angeles, Calif.
Jan. 24	LSU	#2 Kentucky	L, 96-109	Lexington, Ky.
Feb. 21	LSU	#2 Kentucky	L, 105-121	Baton Rouge, La.
March 19	LSU	#8 Marquette	L, 79-101	New York, N. Y.

### 1970-71

Jan. 2	LSU	#4 S. California	L, 76-80	Los Angeles, Calif.
Jan. 25	LSU	#8 Tennessee	W, 80-70	Baton Rouge, La.

### 1972-73

Feb. 10	LSU	#6 Alabama	W, 72-70	Baton Rouge, La.
---------	-----	------------	----------	------------------

### 1973-74

Jan. 12	LSU	#6 Vanderbilt	W, 84-81	Baton Rouge, La.
Jan. 19	LSU	#10 Alabama	L, 79-80	Baton Rouge, La.
Feb. 11	LSU	#5 Vanderbilt	L, 88-91	Nashville, Tenn.
Feb. 18	LSU	#10 Alabama	L, 87-99	Tuscaloosa, Ala.

### 1974-75

Nov. 29	LSU	#10 S. California	L, 87-100	Los Angeles, Calif.
Jan. 4	LSU	#9 Kentucky	L, 80-115	Lexington, Ky.
Jan. 18	LSU	#7 Alabama	L, 67-93	Tuscaloosa, Ala.
Feb. 3	LSU	#5 Kentucky	L, 76-77	Baton Rouge, La.
Feb. 17	LSU	#7 Alabama	L, 76-80	Baton Rouge, La.

### 1975-76

Jan. 26	LSU	#10 Tennessee	L, 92-105	Baton Rouge, La.
Feb. 23	LSU	#9 Tennessee	L, 71-80	Knoxville, Tenn.

### 1976-77

Jan. 8	LSU	#4 Alabama	L, 77-80	Tuscaloosa, Ala.
Jan. 22	LSU	#6 Kentucky	L, 72-87	Lexington, Ky.
Feb. 5	LSU	#8 Alabama	L, 70-77	Baton Rouge, La.
Feb. 19	LSU	#2 Kentucky	L, 76-90	Baton Rouge, La.

### 1977-78

Dec. 29	LSU	#3 Arkansas	L, 62-67	Baton Rouge, La.
Jan. 14	LSU	#1 Kentucky	L, 76-96	Lexington, Ky.
Feb. 11	LSU	#1 Kentucky	W, 95-94	Baton Rouge, La.

### 1978-79

Jan. 6	#7 LSU	#9 Kentucky	W, 93-89	Lexington, Ky.
March 16	#7 LSU	#3 Michigan St.	L, 71-87	Indianapolis, Ind.

### 1979-80

Jan. 20	#14 LSU	#1 DePaul	L, 75-78	Chicago, Ill.
Jan. 28	#11 LSU	#5 Kentucky	W, 65-60	Lexington, Ky.
Feb. 24	#5 LSU	#3 Kentucky	L, 74-76	Baton Rouge, La.
March 1	#5 LSU	#2 Kentucky	W, 80-78	Birmingham, Ala.
March 16	#3 LSU	#2 Louisville	L, 66-86	Houston, Texas



Antonio Hudson

**1980-81**

Jan. 19	#6 LSU	#3 Kentucky	W, 81-67	Baton Rouge, La.
Jan. 24	#5 LSU	#8 Tennessee	W, 80-63	Baton Rouge, La.
Feb. 21	#4 LSU	#8 Tennessee	W, 66-65	Baton Rouge, La.
March 1	#2 LSU	#9 Kentucky	L, 71-73	Lexington, Ky.
March 28	#4 LSU	#9 Indiana	L, 49-67	Philadelphia, Pa.
March 30	#4 LSU	#5 Virginia	L, 74-78	Philadelphia, Pa.

**1981-82**

Jan. 25	LSU	#9 Kentucky	L, 65-76	Lexington, Ky.
Feb. 10	LSU	#10 Alabama	W, 73-68	Baton Rouge, La.
Feb. 27	LSU	#7 Kentucky	W, 94-78	Baton Rouge, La.

**1982-83**

Dec. 20	LSU	#4 UCLA	L, 68-82	Los Angeles, Calif.
Jan. 5	LSU	#3 Kentucky	L, 50-52	Lexington, Ky.
March 5	LSU	#7 Kentucky	W, 74-60	Baton Rouge, La.

**1983-84**

Dec. 6	#9 LSU	#6 Houston	L, 91-100	Baton Rouge, La.
Jan. 7	#9 LSU	#2 Kentucky	L, 80-96	Baton Rouge, La.
Jan. 29	#10 LSU	#1 N. Carolina	L, 79-90	Chapel Hill, N.C.
March 5	LSU	#3 Kentucky	L, 68-90	Lexington, Ky.

**1984-85**

Feb. 16	LSU	#8 Syracuse	L, 64-76	Syracuse, N. Y.
---------	-----	-------------	----------	-----------------

**1985-86**

March 1	LSU	#8 Kentucky	L, 52-54	Baton Rouge, La.
March 1	LSU	#5 Kentucky	L, 57-68	Lexington, Ky.
March 7	LSU	#4 Kentucky	L, 58-61	Lexington, Ky.
March 20	LSU	#6 Georgia Tech	W, 70-64	Atlanta, Ga.
March 22	LSU	#3 Kentucky	W, 59-57	Atlanta, Ga.
March 29	LSU	#7 Louisville	L, 77-88	Dallas, Texas

**1986-87**

March 8	LSU	#9 Alabama	L, 62-69	Atlanta, Ga.
March 17	LSU	#8 Temple	W, 72-62	Chicago, Ill.
March 20	LSU	#5 DePaul	W, 63-58	Cincinnati, Ohio
March 22	LSU	#3 Indiana	L, 76-77	Cincinnati, Ohio

**1987-88**

Jan. 11	LSU	#8 Oklahoma	W, 84-77	New Orleans, La.
Jan. 23	LSU	#4 Kentucky	L, 61-76	Baton Rouge, La.
March 12	LSU	#6 Kentucky	L, 80-86	Baton Rouge, La.

**1988-89**

Dec. 22	LSU	#5 Illinois	L, 100-127	Baton Rouge, La.
Jan. 28	LSU	#2 Georgetown	W, 82-80	New Orleans, La.

**1989-90**

Jan. 28	#16 LSU	#5 UNLV	W, 107-105	Baton Rouge, La.
---------	---------	---------	------------	------------------

**1990-91**

Dec. 8	#18 LSU	#2 Arizona	W, 92-82	Baton Rouge, La.
Feb. 5	#19 LSU	#10 Kentucky	W, 107-88	Baton Rouge, La.
Feb. 10	#19 LSU	#6 Duke	L, 70-88	Durham, N. C.

**1991-92**

Dec. 7	#16 LSU	#3 Arizona	L, 67-87	Tucson, Ariz.
Jan. 14	LSU	#9 Alabama	W, 89-81	Tuscaloosa, Ala.
Feb. 8	#22 LSU	#1 Duke	L, 67-77	Baton Rouge, La.
March 3	#23 LSU	#7 Arkansas	L, 92-106	Fayetteville, Ark.
March 14	#23 LSU	#9 Kentucky	L, 74-80	Birmingham, Ala.
March 21	#25 LSU	#5 Indiana	L, 79-89	Boise, Idaho

**1992-93**

Dec. 22	LSU	#1 Duke	L, 67-96	Lahaina, Hawaii
Jan. 26	LSU	#4 Kentucky	L, 67-105	Lexington, Ky.
March 13	LSU	#5 Vanderbilt	W, 72-62	Lexington, Ky.
March 14	LSU	#4 Kentucky	L, 65-82	Lexington, Ky.

**1993-94**

Dec. 18	#25 LSU	#9 UCLA	L, 80-100	Los Angeles, Calif.
Jan. 11	LSU	#4 Arkansas	L, 83-84	Fayetteville, Ark.
Jan. 22	LSU	#4 North Carolina	L, 65-88	New Orleans, La.
March 2	LSU	#1 Arkansas	L, 105-108	Baton Rouge, La.

**1994-95**

Dec. 17	LSU	#2 UCLA	L, 72-92	Baton Rouge, La.
Jan. 31	LSU	#8 Arkansas	L, 81-105	Fayetteville, Ark.
Feb. 22	LSU	#8 Arkansas	L, 90-92	Baton Rouge, La.
March 4	LSU	#5 Kentucky	L, 80-127	Lexington, Ky.

**1995-96**

Jan. 16	LSU	#2 Kentucky	L, 97-129	Baton Rouge, La.
---------	-----	-------------	-----------	------------------

**1996-97**

Nov. 25	LSU	#2 Kansas	L, 53-82	Lahaina, Hawaii
Dec. 15	LSU	#5 Michigan	L, 59-70	Auburn Hills, Mich.
Feb. 12	LSU	#4 Kentucky	L, 48-84	Lexington, Ky.

**1997-98**

Feb. 4	LSU	#8 Kentucky	L, 61-63	Baton Rouge, La.
--------	-----	-------------	----------	------------------

**1998-99**

Jan. 30	LSU	#6 Kentucky	L, 62-86	Lexington, Ky.
Feb. 6	LSU	#6 Auburn	L, 54-80	Auburn, Ala.
Feb. 13	LSU	#10 Arizona	L, 71-78	Tucson, Ariz.

**1999-00**

Jan. 12	LSU	#10 Florida	L, 57-82	Gainesville, Fla.
Jan. 29	LSU	#5 Arizona	W, 86-60	Baton Rouge, La.
Feb. 9	LSU	#9 Auburn	W, 83-68	Baton Rouge, La.

**2000-01**

Dec. 20	LSU	#1 Arizona	L, 75-88	Tucson, Ariz.
---------	-----	------------	----------	---------------

**2001-02**

Jan. 16	LSU	#2 Florida	L, 70-102	Gainesville, Fla.
Feb. 2	LSU	#7 Alabama	L, 48-57	Baton Rouge, La.
Feb. 9	LSU	#7 Kentucky	L, 56-68	Baton Rouge, La.

**2002-03**

Dec. 21	LSU	#1 Arizona	W, 66-65	Baton Rouge, La.
Jan. 11	LSU	#7 Mississippi St.	W, 85-72	Baton Rouge, La.
Jan. 28	LSU	#4 Florida	L, 53-70	Baton Rouge, La.
Feb. 14	LSU	#3 Kentucky	L, 57-68	Lexington, Ky.
March 14	LSU	#7 Florida	W, 65-61	New Orleans, La.

**2003-04**

Feb. 26	LSU	#7 Miss. State	L, 58-84	Starkville, Miss.
Feb. 29	LSU	#9 Kentucky	L, 64-70	Baton Rouge, La.

**2004-05**

Jan. 22	LSU	#8 Kentucky	L, 58-89	Lexington, Ky.
March 12	LSU	#7 Kentucky	L, 78-79	Atlanta, Ga.

INTRO
THIS IS LSU
TIGERS
COACHES
REVIEW
PREVIEW
RECORDS
HISTORY
LSU
MEDIA

INTRO
THIS IS LSU
TIGERS
COACHES
REVIEW
PREVIEW
RECORDS
<b>HISTORY</b>
LSU
MEDIA

## SEC Basketball Champions

Year	LSU Rank & Record		Champion	SEC Rec	Overall
1932-33	4th	13-7	Kentucky	8-0	20-3
1933-34	3rd	13-3	Alabama	13-2	17-2
<b>1934-35</b>	<b>1st</b>	<b>12-0</b>	<b>LSU</b>	<b>12-0</b>	<b>14-1</b>
			Kentucky	11-0	19-2
1935-36	6th	9-6	Tennessee	8-4	15-6
1936-37	7th	7-6	Kentucky	5-3	17-5
1937-38	6th	7-6	Georgia Tech	9-2	18-2
1938-39	4th	10-5	Kentucky	5-2	16-4
1939-40	4th	8-4	Kentucky	4-4	15-6
1940-41	5th	7-5	Tennessee	8-3	17-5
1941-42	4th	8-3	Kentucky	6-2	19-6
1942-43	2nd	11-2	Tennessee	6-3	14-5
1943-44	3rd	0-4	Kentucky	0-0	19-2
1944-45	7th	3-3	Kentucky	4-1	22-4
1945-46	1st	8-0	Kentucky	6-0	28-2
1946-47	2nd	9-2	Kentucky	11-0	34-2
1947-48	11th	4-10	Kentucky	9-0	36-3
1948-49	5th	7-6	Kentucky	13-0	32-2
1949-50	9th	5-8	Kentucky	11-2	25-5
1950-51	5th	6-8	Kentucky	14-0	32-2
1951-52	2nd	9-5	Kentucky	11-2	25-5
<b>1952-53</b>	<b>1st</b>	<b>13-0</b>	<b>LSU</b>	<b>13-0</b>	<b>22-3</b>
<b>1953-54</b>	<b>1st</b>	<b>14-0</b>	<b>LSU</b>	<b>14-0</b>	<b>21-5</b>
			Kentucky	14-0	25-0
1954-55	11th	3-11	Kentucky	12-2	23-3
1955-56	9th	5-9	Alabama	14-0	21-3
1956-57	12th	1-13	Kentucky	12-2	23-5
1957-58	10th	3-11	Kentucky	12-2	23-6
1958-59	10th	2-12	Miss. State	13-1	24-1
1959-60	11th	3-11	Auburn	12-2	19-3
1960-61	6th	6-8	Miss. State	11-3	19-6
1961-62	5th	7-7	Miss. State	13-1	24-1
			Kentucky	13-1	23-3
1962-63	8th	5-9	Miss. State	12-2	22-6
1963-64	4th	8-6	Kentucky	11-3	21-6
1964-65	7th	7-9	Vanderbilt	15-1	24-4
1965-66	10th	2-14	Kentucky	15-1	24-4
1966-67	10th	1-17	Tennessee	15-3	21-7
1967-68	6th	8-10	Kentucky	15-3	22-5
1968-69	7th	7-11	Kentucky	16-2	23-5
1969-70	2nd	13-5	Kentucky	17-1	26-2
1970-71	3rd	10-8	Kentucky	16-2	22-6
1971-72	7th	6-12	Kentucky	14-4	21-7
			Tennessee	14-4	19-6
1972-73	5th	9-9	Kentucky	14-4	20-8
1973-74	8th	6-12	Vanderbilt	15-3	23-5
			Alabama	15-3	22-5
1974-75	7th	6-12	Kentucky	15-3	26-5
			Alabama	15-3	22-5
1975-76	9th	5-13	Alabama	15-3	23-5
1976-77	5th	8-10	Kentucky	16-2	26-4
1977-78	3rd	12-6	Kentucky	16-2	24-2
<b>1978-79</b>	<b>1st</b>	<b>14-4</b>	<b>LSU</b>	<b>14-4</b>	<b>23-6</b>
1979-80	2nd	14-4	Kentucky	15-3	29-6
<b>1980-81</b>	<b>1st</b>	<b>17-1</b>	<b>LSU</b>	<b>17-1</b>	<b>31-5</b>
1981-82	5th	11-7	Kentucky	13-5	22-8
			Tennessee	13-5	20-10
1982-83	2nd	10-8	Kentucky	13-5	23-8
1983-84	3rd	11-7	Kentucky	14-4	29-5
<b>1984-85</b>	<b>1st</b>	<b>13-5</b>	<b>LSU</b>	<b>13-5</b>	<b>19-10</b>
1985-86	5th	9-9	Kentucky	17-1	32-4
1986-87	6th	8-10	Alabama	16-2	28-5
1987-88	4th	10-8	Kentucky#	13-5	27-6
1988-89	4th	11-7	Florida	13-5	21-13
1989-90	2nd	12-6	Georgia	13-5	20-9

1990-91	1st	13-5	LSU	13-5	20-10
			Miss. St.	13-5	20-9
1991-92	2nd W, 2nd	12-4	Arkansas	13-3	26-8
1992-93	2nd W, 4th	9-7	Vanderbilt	14-2	28-6
1993-94	5th W, 9th	5-11	Arkansas	14-2	31-3
1994-95	5th W, 8th	6-10	Kentucky	14-2	28-5
1995-96	6th W, 12th	4-12	Kentucky	16-0	34-2
1996-97	6th W, 12th	3-13	S. Carolina	15-1	24-8
1997-98	6th W, 12th	2-14	Kentucky	14-2	35-4
1998-99	6th W, 11th	4-12	Auburn	14-2	29-4
<b>1999-00</b>	<b>1st W, 1st</b>	<b>12-4</b>	<b>LSU</b>	<b>12-4</b>	<b>28-4</b>
			Florida	12-4	29-8
			Kentucky	12-4	23-10
			Tennessee	12-4	28-7
2000-01	6th W, 12th	2-14	Kentucky	12-4	24-10
			Florida	12-4	24-7
2001-02	4th W, 8th	6-10	Alabama	12-4	27-8
2002-03	t2nd W, t6th	8-8	Kentucky	16-0	32-4
2003-04	t2nd W, t4th	8-8	Miss. State	14-2	26-4
<b>2004-05</b>	<b>t1st W, t2nd</b>	<b>12-4</b>	Kentucky	14-2	28-6

### # Vacated by SEC

**NOTE:** In the early years of the SEC, members did not play a full conference schedule. Instead of determining a champion from regular season play, the SEC champion was determined by the conference tournament from 1933-50, except for 1935. Beginning with the 1950-51 season when the SEC adopted a 14-game round-robin schedule, the team completing the regular season conference schedule with the best winning percentage was recognized as champion. The conference schedule was increased to 16 games in 1964-65, and to 18-games for the 1966-67 season. With the addition of Arkansas and South Carolina for the 1991-92 season, the league split into two six-team divisions playing a schedule of 16 games. Both divisional and overall champions were crowned.

## SOUTHEASTERN CONFERENCE HISTORY

### All-Time League Standings (Regular Season Games Only, 1933-05)

TEAM	YRS.	WON	LOST	PCT.
Kentucky	72	823	217	.791
Alabama	72	674	495	.576
Arkansas	14	123	97	.559
Tennessee	72	598	480	.555
Vanderbilt	73	574	530	.520
<b>LSU</b>	<b>73</b>	<b>572</b>	<b>550</b>	<b>.510</b>
Auburn	72	521	593	.468
Florida	72	486	569	.461
Mississippi St.	72	491	645	.433
Georgia	73	450	650	.409
South Carolina	14	91	133	.406
Ole Miss	76	405	710	.363

### FORMER MEMBERS

Georgia Tech	32	201	207	.493
Tulane	34	195	252	.436
Sewanee	8	3	76	.038

### SEC CHAMPIONSHIPS

Kentucky	43	Last: 2005
<b>LSU</b>	<b>8</b>	<b>Last: 2000</b>
Tennessee	8	Last: 2000
Alabama	7	Last: 2002
Mississippi St.	6	Last: 2004
Florida	3	Last: 2001
Vanderbilt	3	Last: 1993
Arkansas	2	Last: 1994
Auburn	2	Last: 1999
Georgia	1	Last: 1990
South Carolina	1	Last: 1997
Georgia Tech	1	Last: 1938

**2004-05 (eighth season) - Record 20-10, 12-4 in the SEC, SEC Western Division Champs, NCAA Tournament Participant**

	GM	MIN	FG-FGA	PCT.	3FG-FGA	PCT.	FT-FTA	PCT.	REG-AVG.	PF	A	TO	BLK	STL	PTS-AVG
LSU	30	6125	776-1690	.459	205-571	.359	500-685	.730	1097-36.6	490	442	405	127	209	2257-75.2
Opponents	30	6125	776-1746	.444	225-593	.379	365-532	.686	963-32.1	572	353	376	81	189	2142-71.4

Notes -- Tigers win the SEC Western Division title with a 12-4 record, going 8-0 at home in the league for the first time since the 1981 team went 9-0 in league play ... Tigers shoot the fourth best free throw percentage in school history, 73.0 percent ... Team advances to post season play for the fourth straight year and fifth time in the last six years, losing in the NCAA First Round to UAB.

**2003-04 (seventh season) - Record 18-11, 8-8 in the SEC, NIT Tournament Participant**

	GM	MIN	FG-FGA	PCT.	3FG-FGA	PCT.	FT-FTA	PCT.	REG-AVG.	PF	A	TO	BLK	STL	PTS-AVG
LSU	29	5800	656-1487	.441	168-500	.336	444-678	.655	1065-36.7	460	346	426	122	176	1924-66.3
Opponents	29	5800	695-1675	.415	172-491	.350	289-446	.648	960-33.1	560	335	358	82	216	1851-63.8

Notes -- Tigers finished second in the SEC West for the second year in a row ... Tigers start the year 17-4 before leading scorer and rebounder is injured and eventually leaves the program ... Team has one road win against a ranked team, a win at #22 Florida ... Team advances to post-season play for the third straight year and fourth time in the last five, losing in the first round at Oklahoma.

**2002-03 (sixth season) - Record 21-11, 8-8 in the SEC, NCAA Tournament Participant**

	GM	MIN	FG-FGA	PCT.	3FG-FGA	PCT.	FT-FTA	PCT.	REB-AVG	PF	A	TO	BLK	STL	PTS-AVG
LSU	32	6400	851-1767	.482	215-571	.377	409-633	.646	1124-35.1	525	515	446	132	255	2326-72.7
Opponents	32	6400	736-1792	.411	204-577	.354	354-524	.676	1048-32.8	592	359	501	78	238	2030-63.4

Notes - Tigers, playing with a full compliment of scholarships for the first time in the Brady era, won the last five games of the regular season to go 8-8 in the SEC, finishing in a tie for second place ... Tigers advance to the SEC Tournament semifinals with two wins, including a win over No. 7 Florida ... LSU loses to Purdue in first round of the NCAA Tournament ... 2003 LSU team becomes just the second to defeat a team that was No. 1 in the AP poll at the time of the game - Arizona (Dec. 21 in Baton Rouge), the second team in school history to defeat three top-10 ranked teams in the same season (No. 1 Arizona, No. 7 Mississippi State, No. 7 Florida) and one of the few college basketball teams to defeat three teams ranked at one time during the season No. 1 in the Associated Press poll.

**2001-02 (fifth season) - Record 19-15, 6-10 in the SEC, NIT Second Round Participant**

	GM	MIN	FG-FGA	PCT.	3FG-FGA	PCT.	FT-FTA	PCT.	REB-AVG	PF	A	TO	BLK	STL	PTS-AVG
LSU	34	6850	850-1860	.457	204-561	.364	420-626	.671	1217-35.8	572	467	517	79	280	2324-68.4
Opponents	34	6850	797-1913	.417	226-684	.330	356-575	.619	1130-33.2	595	402	511	93	263	2176-64.0

Notes - LSU won seven of the last 11 games to earn a spot in the National Invitation Tournament after advancing to the SEC Tournament semifinals ... In the first round of the NIT, Tigers on the road beat Iowa, 63-61, in Iowa City before a nationally-televised audience ... Tigers 7 of 11 win streak started against Mississippi State in mid-February, rallying from a double-digit deficit to win in overtime, 68-65, at the Assembly Center.

**2000-01 (fourth season) - Record 13-16, 2-14 in the SEC**

	GM	MIN	FG-FGA	PCT.	3FG-FGA	PCT.	FT-FTA	PCT.	REB-AVG	PF	A	TO	BLK	STL	PTS-AVG
LSU	29	5850	720-1624	.443	194-544	.357	435-629	.692	1020-35.2	507	438	454	65	257	2069-71.3
Opponents	29	5850	717-1643	.436	211-572	.369	334-498	.671	994-34.3	567	405	489	75	225	1979-68.2

Notes -- Because of two ACL injuries, one suffered in pre-season practice, the other in the first half of the SEC opener, LSU would play the final 15 games of the SEC season with just five scholarship players on the team ... Tigers won two of the last four games, beating Ole Miss at home in overtime, battling nationally-ranked Tennessee on the road before losing in Knoxville and then beating nationally-ranked Georgia, 63-62, in the opening round of the SEC Tournament ... The LSU team finally ran out of gas in the quarterfinals of the tournament, losing by five to Arkansas, after leading at the half.

**1999-2000 (third season) - Record 28-6, 12-4 in the SEC, SEC Western Division Champions, SEC Champions, NCAA Sweet 16**

	GM	MIN	FG-FGA	PCT.	3FG-FGA	PCT.	FT-FTA	PCT.	REB-AVG	PF	A	TO	BLK	STL	PTS-AVG
LSU	34	6800	915-1880	.487	196-558	.351	552-858	.643	1373-40.4	549	503	593	180	313	2578-75.8
Opponents	34	6800	781-2046	.382	233-745	.313	337-531	.635	1100-32.4	743	402	461	60	265	2132-62.7

Notes - Best record in the John Brady era as the Tigers won the SEC Western Division for the first time in school history and the SEC overall regular season title for the first time since 1991 ... Tigers return to the NCAA Tournament for the first time since 1993, win a game for the first time since 1992 and advance to the Sweet 16 for the first time since 1987 ... LSU's 28 wins the second most in school history ... LSU wins over Southeast Missouri State and Texas before losing to Wisconsin in the round of 16 ... Tigers win their last nine regular season games and the quarterfinal round of the SEC Tournament before losing in the SEC Tournament semifinals ... LSU was 15-1 at the PMAC.

**1998-99 (second season) - Record 12-15, 4-12 in the SEC**

	GM	MIN	FG-FGA	PCT.	3FG-FGA	PCT.	FT-FTA	PCT.	REB-AVG	PF	A	TO	BLK	STL	PTS-AVG
LSU	27	5500	625-1461	.428	154-451	.341	389-605	.643	1071-39.7	497	372	534	102	189	1793-66.4
Opponents	27	5500	676-1675	.404	177-519	.341	332-493	.673	949-35.1	537	355	384	69	290	1861-68.9

Notes - Tigers make strides in second year of the Brady era as Stromile Swift joins team in mid-season to go with a large recruiting class in the first full season the LSU coaching staff has been allowed to recruit ... Tigers lose five SEC games by less than five points and lose by just seven on the road late in the season to nationally-ranked Arizona ... Tigers win all four league games at home, including the final two against South Carolina and Mississippi State.

**1997-98 (first season) - Record 9-18, 2-14 in the SEC**

	GM	MIN	FG-FGA	PCT.	3FG-FGA	PCT.	FT-FTA	PCT.	REB-AVG	PF	A	TO	BLK	STL	PTS-AVG
LSU	27	5400	579-1364	.425	140-425	.329	382-592	.645	972-36.0	469	314	487	47	166	1680-62.2
Opponents	27	5400	655-1546	.424	151-452	.334	304-464	.655	886-32.8	532	315	379	119	246	1765-65.4

Notes - Tigers struggle in the opening season of the John Brady era, losing last 12 games ... LSU appeared to be going in the right direction with early back-to-back league wins against Auburn and at Florida before LSU its starting point guard with a broken hand ... Again, Tigers played a style of ball that allowed them to be competitive when not expected, dropping five games by three points or less.

INTRO
THIS IS LSU
TIGERS
COACHES
REVIEW
PREVIEW
RECORDS
HISTORY
LSU
MEDIA

INTRO
THIS IS LSU
TIGERS
COACHES
REVIEW
PREVIEW
RECORDS
<b>HISTORY</b>
LSU
MEDIA

The Tigers have been on television a total of 412 times, both national and regional, since the 1965-66 season, with a total of 196 victories.

The majority of those appearances have come in the last 25 years since the proliferation of cable networks like ESPN and Fox and the league's contracts with syndicator Jefferson Pilot and network coverage on CBS.

Since the 1980s, LSU has been a post-season regular on many occasions with all SEC Tournament and NCAA Tournament games televised at least on a regional basis.

Here are LSU's year-by-year records on television with important games listed under the years:

**1965-66** (0-1)

**1966-67** (0-1)

**1967-68** (1-2)

Kentucky 121, LSU 95 - National television's first look at Pistol Pete Maravich as a sophomore.

**1969-70** (2-5)

Kentucky 121, LSU 105 - Kentucky's Dan Issel and LSU's Pete Maravich do battle at the Cow Palace. Issel scores 51, Maravich 55. LSU went to the NIT in New York with LSU's four games featured on cable and CBS television.

**1970-71** (0-3)

**1971-72** (1-0)

**1972-73** (2-1)

**1973-74** (2-1)

**1974-75** (0-2)

**1975-76** (0-1)

**1977-78** (3-1)

**1978-79** (4-4)

LSU 86, Alabama 66 - On the league's syndicated package, the Tigers clinch the SEC Championship.

**1979-80** (10-5)

Kentucky 76, LSU 74 - Kyle Macy's hits the game winner in overtime on NBC one week before the Tigers come back to win the SEC Tournament, 80-78, over Kentucky.

**1980-81** (10-4)

The Tigers Final Four season featured a national NBC telecast against Texas A&M in the Assembly Center with a young Bob Costas doing the play-by-play. LSU would advance to the NCAA Final Four in NBC's last year as the tournament broadcaster.

**1981-82** (3-4)

**1982-83** (3-6)

**1983-84** (7-8)

**1984-85** (2-8)

**1985-86** (9-7)

Tigers go to the Final Four with CBS handling the telecast of the NCAA Tournament.

**1986-87** (13-8)

One of three times the Tigers would be on television 21 times in a season, starting with a 52-49 ESPN telecast win over Georgia Tech and a dramatic run through the NCAA Tournament on CBS that ended with a one-point loss in the regional finals.

**1987-88** (7-7)

**1988-89** (7-5)

A depleted squad that still featured the one-two punch of senior Ricky Blanton and freshmen Chris Jackson was part of an 82-80 win over No. 2 Georgetown before 54,321 at the Louisiana Superdome and a national CBS audience. CBS would also watch LSU upset UNLV, 88-87, in the Assembly Center.

**1989-90** (13-8)

Again, CBS was in the Superdome for an LSU win over Notre Dame and the Tigers were seen nationally at the Assembly Center, again winning over UNLV, this time, 107-105. The game to end all was a 148-141 overtime national telecast win on CBS over Loyola Marymount in a battle between LMU's Hank Gathers and LSU's Shaquille O'Neal.

**1990-91** (8-10)

**1991-92** (12-9)

**1992-93** (8-8)

**1993-94** (5-8)

**1994-95** (2-9)

**1995-96** (1-11)

**1996-97** (3-11)

Dale Brown's final regular season game at the Assembly Center as head coach was part of the league's syndicated package, showcasing Brown's first win against Arkansas since the team joined the league.

**1997-98** (1-6)

**1998-99** (1-9)

**1999-2000** (13-4)

LSU's nationally televised Fox Sports win over Oklahoma State at the New Orleans Arena showed people the Tigers were for real that season. LSU would later beat Kentucky and Arizona on television in the Assembly Center and CBS would document LSU's run to the Sweet 16.

**2000-01** (2-10)

**2001-02** (6-6)

LSU had two strong wins in the SEC Tournament, but people saw the Tigers' late-season rush firsthand when ESPN showcased LSU's win at Iowa in the opening round of the NIT.

**2002-03** (7-9)

Tigers season highlighted by a win at the Assembly Center on ESPN2 over top-ranked Arizona, 66-65, the second time in school history the Tigers have beaten a top-ranked team in the AP poll.

**2003-04** (10-8)

Tigers post first winning record on television since the 2000 season, highlighted by road wins over Arkansas on ESPN, Alabama on SEC-TV and a JP Sports win at #22 Florida.

**2004-05** (13-7)

Tigers post second consecutive winning mark on TV, including a regionally-televised double OT win over Ohio State and a Super Tuesday ESPN triumph over Alabama on a last-second tip in.





INTRO
THIS IS LSU
TIGERS
COACHES
REVIEW
PREVIEW
RECORDS
<b>HISTORY</b>
LSU
MEDIA

**1942-43**

LSU 101, Camp Livingston 50 (H)

**1951-52**

LSU 103, Miss. St. 78 (H)

**1952-53**

LSU 124, Southwestern (Tenn.) 33 (H)  
LSU 100, Villanova 94 (Sugar Bowl-NO)

**1953-54**

LSU 128, Louisiana College 74 (H)  
LSU 100, Georgia 53 (H)

**1955-56**

LSU 100, Ole Miss 76 (H)

**1967-68**

Fla. St. 130, LSU 100 (Milw. Cl.)  
LSU 111, Miss. St. 87 (H)  
LSU 100, Tulane 91 (A)  
LSU 104, Clemson 81 (H)

**1968-69**

LSU 109, Loyola (N.O.) 82 (A)  
LSU 101, Oklahoma City 85 (A)  
LSU 120, Pittsburgh 79 (H)

**1969-70**

LSU 100, Loyola (N.O.) 87 (H)  
LSU 109, Vanderbilt 86 (H)  
LSU 111, Clemson 103 (A)  
LSU 109, Ole Miss 86 (H)  
LSU 109, Miss. St. 91 (H)  
Alabama 106, LSU 104 (A)  
LSU 127, Tulane 114 (H)  
Kentucky 121, LSU 105 (H)  
LSU 103, Ole Miss 90 (A)

**1970-71**

LSU 109, Loyola (N.O.) 103 (A)  
LSU 106, Auburn 92 (A)  
LSU 107, Alabama 78 (H)  
LSU 114, Auburn 94 (H)

**1971-72**

LSU 103, Loyola (NO) 85 (H)  
LSU 107, Southern Mississippi 79 (H)

**1973-74**

LSU 105, Iona 78 (H)  
LSU 102, Boston Univ. 64 (H)  
LSU 102, Florida 81 (H)

**1974-75**

LSU 105, Duke 95 (Carolina Classic)  
LSU 113, St. Peter's 101 (H)

**1975-76**

LSU 109, CCNY 73 (La. Classic) (H)  
LSU 100, Ole Miss 75 (H)

**1976-77**

LSU 100, Samford 89 (H)  
LSU 101, Montana State 80 (H)  
Tennessee 108, LSU 102 (H)

**1977-78**

LSU 120, Tulane 88 (H)  
LSU 121, Tennessee 87 (H)  
LSU 101, Tennessee 86 (A)  
LSU 101, Auburn 85 (OT) (A)  
LSU 103, Alabama 85 (H)

**1978-79**

LSU 112, St. Francis 81 (H)  
LSU 109, Tulane 85 (H)  
LSU 100, Colgate 73 (H)

**1979-80**

LSU 112, Florida 81 (H)  
LSU 104, New Orleans 78 (H)  
LSU 103, Maine 81 (H)

**1980-81**

LSU 119, Tulane 81 (H)  
LSU 100, UNC-Wilmington 68 (H)  
LSU 100, Lamar 78 (NCAA) (A)

**1982-83**

LSU 115, Cleveland State 77 (H)

**1983-84**

LSU 104, U. S. International 66 (H)

**1984-85**

LSU 102, Loyola (Chicago) 96 (H)  
LSU 103, Utah State 71 (H)

**1985-86**

LSU 101, Hawaii-Pacific 89 (A)

**1986-87**

LSU 117, Illinois-Chicago 84 (N)

**1988-89**

Louisiana Tech 111, LSU 109 (OT) (H)  
LSU 111, Florida 101 (A)  
LSU 128, Tennessee-Martin 89 (H)  
Illinois 127, LSU 100 (H)  
LSU 101, Morehead State 88 (N)  
LSU 104, Auburn 77 (H)  
LSU 105, Ole Miss 75 (H)  
LSU 104, Auburn 91 (A)  
LSU 122, Tennessee 106 (H)  
Ole Miss 113, LSU 112 (OT) (A)

**1989-90**

LSU 116, Lamar 76 (H)  
LSU 100, Hardin Simmons 66 (H)  
LSU 124, Texas 113 (N-Houston)  
LSU 111, Tennessee 94 (H)  
LSU 101, Vanderbilt 72 (H)  
LSU 107, Nevada-Las Vegas 105 (H)  
LSU 148, Loyola Marymount 141 (OT) (H)  
LSU 119, Tennessee 113 (A)  
LSU 121, Vanderbilt 108 (A)  
LSU 103, Ole Miss 94 (H)

**1990-91**

LSU 117, Southeastern La. 68 (H)  
LSU 101, Texas 87 (H)  
LSU 101, Chapman College 68 (H)  
LSU 122, Loyola Marymount 114(H)  
LSU 118, Nicholls State 76 (H)  
LSU 107, Kentucky 88 (H)  
LSU 119, Tennessee 87 (H)

**1991-92**

LSU 101, Southeastern La. 64 (H)  
LSU 159, Northern Arizona 86 (H)  
LSU 123, Nicholls State 61 (H)  
LSU 115, McNeese State 67 (H)  
LSU 100, Ole Miss 69 (H)

**1993-94**

LSU 100, Winthrop 71 (H)  
Arkansas 108, LSU 105 (OT) (H)

**1994-95**

LSU 106, Southeastern La. 80 (H)  
LSU 127, George Mason 104 (H)  
LSU 113, Troy State 78 (H)  
LSU 105, Georgia State 70(H)

**1995-96**

LSU 109, Southern 100 (H)  
LSU 104, La. College 65 (H)

**1999-00**

LSU 112, Grambling St. 37 (H)  
LSU 103, Wyoming 86 (N)

**2002-03**

LSU 112, Centenary 65 (H)

**2004-05**

LSU 113, Ohio State 101 (2OT) (H)


**MORE 100 POINT FACTS**

- LSU record when LSU scores 100 or more points:  
**95-8 (.922)**
- LSU has won 33 of the last 34 games when scoring 100 or more points, including the last nine.
- LSU record when opponents score 100 points or more:  
**13-76 (.146)**
- LSU record when both teams score 100 points in the same game:  
**15-9 (.625)**

# Overtime Games

INTRO
THIS IS LSU
TIGERS
COACHES
REVIEW
PREVIEW
RECORDS
<b>HISTORY</b>
LSU
MEDIA

Date	Score	Site
1940-41	Alabama 36, LSU 32	Tuscaloosa, Ala.
1941-42	Alabama 45, LSU 31	Louisville, Ky.
1949-50	Tennessee 81, LSU 79	Knoxville, Tenn.
1954-55	Georgia 76, LSU 70	Athens, Ga.
	Georgia Tech 79, LSU 72	Baton Rouge
1956-57	Loyola (N.O.) 77, LSU 73	Baton Rouge
	Tulane 66, LSU 64	Baton Rouge
1959-60	Loyola (N.O.) 66, LSU 65	Baton Rouge
1960-61	Duke 80, LSU 74	Durham, N.C.
	LSU 73, Texas Tech 69	Lubbock, Texas
	Furman 56, LSU 55 (3ot)	Greenville, S.C.
1961-62	Arkansas 84, LSU 81	Shreveport
1962-63	Georgia 76, LSU 67	Athens, Ga.
	LSU 61, Tennessee 60	Baton Rouge
1966-67	Loyola (N.O.) 87, LSU 86 (2ot)	New Orleans
	Alabama 76, LSU 74	Tuscaloosa, Ala.
1967-68	LSU 93, Florida 92	Baton Rouge
1968-69	Tulane 101, LSU 99 (2ot)	Baton Rouge
	LSU 93, Florida 89	Baton Rouge
	Ole Miss 84, LSU 81	Baton Rouge
	LSU 90, Georgia 80 (2ot)	Athens, Ga.
1970-71	USC 80, LSU 76	Los Angeles, Calif.
1971-72	Alabama 103, LSU 99 (4ot)	Tuscaloosa, Ala.
1973-74	Alabama 80, LSU 79	Baton Rouge
	Miss. State 87, LSU 84	Baton Rouge
1974-75	LSU 96, Georgia 90	Baton Rouge
1976-77	Alabama 77, LSU 70	Baton Rouge
1977-78	Miss. St. 84, LSU 82	Starkville, Miss.
	LSU 95, Kentucky 94 (ot)	Baton Rouge
	LSU 101, Auburn 95	Auburn, Ala.
1978-79	LSU 70, Ole Miss 69	Oxford, Miss.
	LSU 88, Florida 82	Gainesville, Fla.
1979-80	Georgia 73, LSU 72 (2ot)	Athens, Ga.
	LSU 68, Alabama 66	Tuscaloosa, Ala.
	Kentucky 76, LSU 74	Baton Rouge
1981-82	UNLV 83, LSU 79	Las Vegas, Nev.
1982-83	Tennessee 74, LSU 71 (SEC Tour.)	Birmingham, Ala.
	New Orleans 99, LSU 94 (NIT)	Baton Rouge
1983-84	LSU 69, Georgia 68	Baton Rouge
	LSU 61, Tennessee 59	Baton Rouge
	Alabama 51, LSU 49	Tuscaloosa, Ala.
	Alabama 72, LSU 70	Nashville, Tenn.
1985-86	LSU 94, Purdue 87 (2ot-NCAA)	Baton Rouge
1986-87	Georgia 64, LSU 63	Baton Rouge
	LSU 82, Ole Miss 75	Baton Rouge
	LSU 89, Georgia 88 (2ot-SEC T.)	Atlanta, Ga.
1987-88	LSU 69, Ole Miss 61	Oxford, Miss.
1988-89	La. Tech 111, LSU 109	Baton Rouge
	Ole Miss 113, LSU 112	Oxford, Miss.
1989-90	Miss. St. 87, LSU 80	Starkville, Miss.
	Georgia 94, LSU 92	Baton Rouge
	LSU 148, Loyola Marymount 141	Baton Rouge
1991-92	Arkansas 106, LSU 92	Fayetteville, Ark.
1992-93	LSU 84, Miss. St. 76	Starkville, Miss.
1993-94	LSU 95, Nicholls St. 90	Baton Rouge
	Arkansas 108, LSU 105	Baton Rouge
1994-95	LSU 87, Ole Miss 81	Baton Rouge
1996-97	Louisville 93, LSU 87	Anaheim, Calif.
	LSU 88, Florida 82	Baton Rouge



**Antonio Hudson**


1998-99	LSU 63, Texas 61	Baton Rouge
	Alabama 72, LSU 71 (3ot)	Tuscaloosa, Ala.
2000-01	Florida 81, LSU 74	Baton Rouge
	LSU 78, Ole Miss 77	Baton Rouge
2001-02	Weber State 75, LSU 74	Hilo, Hawaii
	LSU 68, Miss. St. 65	Baton Rouge
2004-05	Southern Miss 88, LSU 84	Biloxi, Miss.
	LSU 113, Ohio State 101 (2ot)	Baton Rouge
	LSU 66, Arkansas 63	Baton Rouge
	Kentucky 79, LSU 78 (ot-SEC)	Atlanta, Ga.

**Overtime Record – 27-42 (.397)**

**At Home – 18-16 (.529)**

**On Road – 8-19 (.296)**

**Neutral – 1-7 (.143)**



INTRO
THIS IS LSU
TIGERS
COACHES
REVIEW
PREVIEW
RECORDS
HISTORY
LSU
MEDIA

# The D E A F Dome

**L**SU basketball has bounced in and out of several locations in its storied history. The Tigers have set up shop in the Pavilion on the old LSU campus, the stage at Baton Rouge High School, the Huey Long Field House Gym Armory, the Catholic High School Gym, and the John M. Parker Agricultural Center, home to the Tigers for three and one-half decades.

But when the LSU Tigers commenced play in the Assembly Center in the 1971-72 season, it marked the beginning of a new era in LSU roundball.

That year the Tigers opened play on a tartan-surfaced arena floor in a building that had every modern convenience.

Seating 13,427 spectators, the massive \$11.5 million building competes with its neighbor across the street — Tiger Stadium — as the most visible structure on the LSU campus.

During the summer of 1988, Louisiana Governor Buddy Roemer signed legislation changing the official name of the building to the Pete Maravich Assembly Center in honor of the LSU star who had died tragically earlier that same year.

Now the Pete Maravich Center is enjoying a new era, as the Athletic Department has assumed management of the building, with that began an extensive refurbishing of the facility which began on the concourse and finished this season with new seats, additional restrooms, and a new look in the interior of the facility.

Spectators enter the building via four ramps winding their way to the upper concourse. From there, patrons need to move only a few steps up or down to their seats.

In addition to the normal basketball seating configuration, a proscenium stage can be lowered into place at the north end

allowing some 4,500 seats for theatrical productions. An additional 1,000 seats can be placed on the floor for graduations, convocations, lectures, concerts or other special events.

In addition to the basketball court on the main arena, running east to west, three separate court areas can be arranged in a north-to-south pattern.

Also located within the building is an auxiliary practice gym used for basketball and volleyball practices and various P. E. classes; home and visitor dressing rooms; offices for The Tiger Athletic Foundation; coaches dressing rooms, building administration offices; theater dressing rooms, and the “L” Club meeting room with kitchen facilities.

The Assembly Center has been the site of two men’s NCAA Regional basketball tournaments—1976 and 1986. In 1976, Indiana advanced from Baton Rouge and went on to capture the national championship. In 1986, the home-standing LSU Fighting Tigers became the Cinderella team of the tourney and advanced all the way to the Final Four.

The building also hosted the 1988 Southeastern Conference Tournament and the school regularly uses the building to host the Louisiana High School Coaches Association All-Star Volleyball and Basketball games. In 1997, 1999, 2000 and 2004, the LSU women’s basketball team hosted first & second round NCAA play.

The Pete Maravich Assembly Center is also home for the LSU volleyball, gymnastics and women’s basketball teams.

Included in the recent improvements to the Maravich Center were new modern television lights installed during the 2002-03 season. The roof of the building received a much needed facelift prior to that season and several fan-friendly additions

were made to the concourse area and the team will play on a newly-resurfaced and redesigned basketball floor. This will mark the 35th season of play for the Tigers in the Assembly Center where they have drawn over 5.4 million fans and won 386 games.

- INTRO
- THIS IS LSU
- TIGERS
- COACHES
- REVIEW
- PREVIEW
- RECORDS
- HISTORY**
- LSU
- MEDIA

## Home Attendance at the PMAC

YEAR	GAMES	ATTENDANCE	AVERAGE
1971-72	12	93,876	7,823
1972-73	12	110,881	9,240
1973-74	14	144,105	10,293
1974-75	12	99,589	8,299
1975-76	16	124,362	7,773
1976-77	16	133,636	8,352
1977-78	15	148,423	9,895
1978-79	14	177,964	12,712
1979-80	14	175,339	12,524
1980-81	15	205,622	13,708
1981-82	13*	171,305	13,177
1982-83	15*	180,795	12,053
1983-84	14	177,596	12,685
1984-85	15	195,927	13,062
1985-86	16#	201,820	12,614
1986-87	16\$	165,182	10,324
1987-88	15@	174,414	11,628
1988-89	16	192,016	12,001
1989-90	18&	246,257	13,681
1990-91	16	214,473	13,404
1991-92	16	209,345	13,084
1992-93	17	193,632	11,390
1993-94	14	152,117	10,866
1994-95	16	172,888	10,806
1995-96	18	165,710	9,206
1996-97	15	111,722	7,448
1997-98	16	114,266	7,142
1998-99	16	123,941	7,746
1999-00	16	168,784	10,549
2000-01	16	129,709	8,106
2001-02	17*	145,078	8,534
2002-03	18	156,368	8,687
2003-04	15	140,321	9,355
2004-05	15	141,139	9,409
<b>Totals</b>	<b>519</b>	<b>5,458,565</b>	<b>10,517</b>

\* - Includes one National Invitation Tournament post-season game  
 # - Includes two NCAA Tournament SE Regional games  
 \$ - Includes one Pre-Season NIT game  
 @ - Includes two SEC Tournament games  
 & - Includes two Pre-Season NIT games

## Top 20 Paid Men's Basketball Attendances at the PMAC

	ATTENDANCE	OPPONENT	DATE
1.	15,694	Ole Miss	Feb. 25, 1981
2.	15,399	Ole Miss	Jan. 19, 1991
3.	15,242	Alabama	Jan. 21, 1989
4.	15,192	Kentucky	Jan. 19, 1981
5.	15,109	Vanderbilt	Jan. 2, 1991
6.	15,093	Auburn	Jan. 20, 1982
7.	14,987	Ole Miss	Feb. 1, 1989
8.	14,799	Ole Miss	Jan. 21, 1995
9.	14,687	Tennessee	Jan. 24, 1981
10.	14,568	Auburn	Jan. 15, 1979
11.	14,551	Kentucky	Feb. 11, 1978
11.	14,551	UCLA	Dec. 17, 1994
13.	14,486	Auburn	Feb 9, 2000
14.	14,460	McNeese State	Jan. 20, 1992
15.	14,449	Vanderbilt	Jan. 7, 1981
16.	14,444	Houston	Dec. 6, 1983
17.	14,429	Vanderbilt	Jan. 31, 1981
18.	14,418	Kentucky	Feb. 3, 1979
19.	14,417	Florida	March 1, 1989
20.	14,413	Kentucky	Jan. 27, 1973



**LSU VS. OPPONENTS IN THE PMAC**

**SEC Schools**

Alabama – 19-15	Ole Miss – 29-5
Arkansas – 6-8	Mississippi St. – 21-13
Auburn – 24-10	South Carolina – 4-3
Florida – 20-7	Tennessee – 16-11
Georgia – 17-10	Vanderbilt – 20-7
Kentucky – 14-13	

**Non-Conference Opponents**

Alcorn State – 1-0	Nevada-Las Vegas – 2-0
Arizona – 3-0	Nevada-Reno – 1-0
Arkansas State – 2-0	New Orleans – 5-2
Ball State – 0-1	Niagra – 1-0
Belmont – 1-0	Nicholls State – 9-0
Boston University – 2-0	Norfolk State – 1-0
UCLA – 0-1	North Carolina – 0-1
Cal State Los Angeles – 1-0	North Carolina A&T – 2-0
Campbell – 2-0	North Carolina-Wilmington 3-0
Centenary – 4-0	Northern Arizona – 2-0
Central Connecticut State – 1-0	Northwestern State – 4-0
Chapman – 1-0	Ohio State – 1-0
Cleveland State – 1-0	Oklahoma City – 1-0
Colgate – 1-0	Oral Roberts – 3-1
Coppin State – 0-1	Pacific – 1-0
Cornell – 2-0	Prairie View A&M – 3-0
Delaware – 1-0	Radford – 0-1
Delaware State -- 1-0	Rice – 1-0
DePaul – 1-1	Robert Morris – 1-0
Drake – 1-0	St. Peter's – 2-0
Duke – 0-1	St. Francis (Pa.) – 3-0
Farleigh-Dickinson – 1-0	Samford – 2-1
Fresno State – 1-0	Sam Houston State – 1-0
George Mason – 1-0	South Alabama -- 1-0
Georgetown – 1-0	Southeastern Louisiana – 7-0
Georgia State – 1-0	Southern-BR – 6-0
Georgia Tech – 1-0	Southern-NO – 1-0
Hardin-Simmons – 3-0	Southern California – 1-0
Houston – 3-1	Southern Mississippi – 3-0
Houston Baptist – 1-0	Southwest Texas State – 1-0
Iona – 1-0	Stanford – 1-0
Illinois – 0-1	Tennessee-Martin – 3-0
Jackson State – 2-1	Tennessee State – 1-0
Kansas – 0-1	Texas – 4-1
Lafayette – 1-0	Texas A&M CC – 1-0
Lamar – 1-1	Texas Christian – 0-1
Louisiana College – 1-0	Texas-El Paso – 1-0
Louisiana-Lafayette – 2-0	Texas-Pan American – 3-0
Louisiana-Monroe – 3-0	Texas Southern – 1-0
Louisiana Tech – 0-1	Towson – 1-0
Louisville – 0-1	Troy State – 4-0
Loyola (Chicago) – 2-0	Tulane – 10-1
Loyola (New Orleans) – 1-0	U.S. International – 1-0
Loyola Marymount – 2-0	Utah -- 1-0
Maine – 1-0	Utah State – 1-0
Marist – 2-0	Villanova – 0-1
Maryland – 1-0	Washington – 2-0
Maryland-Baltimore Co. – 1-0	West Virginia – 0-1
McNeese State – 13-0	Western Kentucky – 1-0
Mercer – 1-0	Wichita State – 0-1
Memphis – 1-0	Winthrop – 1-0
Michigan – 0-1	Wyoming – 1-0
Middle Tennessee State – 1-0	Xavier – 1-0
Montana State – 2-0	



**Year-by-Year at Maravich Assembly Center**

YEAR	GAMES	RECORD	SEC	NON-CONF.
1971-72	12	8-4	5-4	3-0
1972-73	12	8-4	5-4	3-0
1973-74	14	9-5	4-5	5-0
1974-75	12	6-6	4-5	2-1
1975-76	16	10-6	4-5	6-1
1976-77	16	11-5	5-4	6-1
1977-78	15	11-4	7-2	4-2
1978-79	14	13-1	8-1	5-0
1979-80	14	12-2	7-2	5-0
1980-81	15	15-0	9-0	6-0
1981-82	13	9-4	7-2	2-2
1982-83	15	11-4	6-3	5-1
1983-84	14	12-2	8-1	4-1
1984-85	15	13-2	8-1	5-1
1985-86	16	13-3	6-3	7-0
1986-87	16	10-6	5-4	5-2
1987-88	15	11-4	7-4	4-0
1988-89	16	11-5	7-2	4-3
1989-90	18	16-2	8-1	8-1
1990-91	16	15-1	8-1	7-0
1991-92	16	12-4	6-2	6-2
1992-93	17	15-2	6-2	9-0
1993-94	14	8-6	3-5	5-1
1994-95	16	9-7	3-5	6-2
1995-96	18	11-7	3-5	8-2
1996-97	15	9-6	3-5	6-1
1997-98	16	8-8	1-7	7-1
1998-99	16	12-4	4-4	8-0
1999-00	16	15-1	7-1	8-0
2000-01	16	9-7	1-7	8-0
2001-02	17	12-5	4-4	8-1
2002-03	18	16-2	6-2	10-0
2003-04	15	12-3	5-3	7-0
2004-05	15	14-1	8-0	6-1
<b>Totals</b>	<b>519</b>	<b>386-133</b>	<b>188-106</b>	<b>198-27</b>
<b>34 years</b>		<b>.744</b>	<b>.639</b>	<b>.880</b>

- INTRO
- THIS IS LSU
- TIGERS
- COACHES
- REVIEW
- PREVIEW
- RECORDS
- HISTORY**
- LSU
- MEDIA

INTRO
THIS IS LSU
TIGERS
COACHES
REVIEW
PREVIEW
RECORDS
<b>HISTORY</b>
LSU
MEDIA

<b>1933-34</b>	
Sparky Wade, G	Dillon's 1st Team
Buddy Blair, F	Dillon's 1st Team
<b>1934-35</b>	
Sparky Wade, G	AP 1st Team
Buddy Blair, F	AP Honorable Mention
<b>1949-50</b>	
Bob Meador, G	AP 3rd Team
<b>1950-51</b>	
Joe Dean, G	AP 2nd Team
<b>1951-52</b>	
Joe Dean, G	AP 1st Team
Bob Pettit, C	AP 1st Team
<b>1952-53</b>	
Bob Pettit, C	AP 1st Team
Benny McArdle, G	AP 2nd Team
<b>1953-54</b>	
Bob Pettit, C	AP 1st Team
Benny McArdle, G	AP 3rd Team
<b>1955-56</b>	
Roger Sigler, G	AP 1st Team
	Coaches 2nd Team
Jim Ashmore, G	AP 1st Team
	Coaches 1st Team
<b>1956-57</b>	
Roger Sigler, G	AP 3rd Team
<b>1960-61</b>	
George Nattin, G	AP 1st Team
	Coaches
<b>1961-62</b>	
Maury Drummond, F	AP 3rd Team
George Nattin, G	AP 3rd Team
<b>1962-63</b>	
Ellis Cooper, G	AP 2nd Team
	Coaches
<b>1963-64</b>	
Dick Maile, F	AP 1st Team
	Coaches
<b>1964-65</b>	
Dick Maile, F	AP 1st Team
	UPI 1st Team
	Coaches
<b>1967-68</b>	
Pete Maravich, G	AP 1st Team
	UPI 1st Team
	Coaches
<b>1968-69</b>	
Pete Maravich, G	AP 1st Team
	UPI 1st Team
<b>1969-70</b>	
Pete Maravich, G	AP 1st Team
	UPI 1st Team
Al Sanders, C	AP 3rd Team
Danny Hester, F	AP 3rd Team

<b>1970-71</b>	
Al Sanders, C	AP 1st Team
	UPI 1st Team
	Coaches
Bill Newton, F	UPI 2nd Team
	AP 3rd Team
Nelson Isley, G	UPI 3rd Team
<b>1971-72</b>	
Al Sanders, C	AP 2nd Team
	UPI 2nd Team
	Coaches
Bill Newton, F	AP 3rd Team
	UPI 3rd Team
<b>1972-73</b>	
Eddie Palubinskas, G	AP 2nd Team
	UPI 2nd Team
	Coaches
<b>1973-74</b>	
Glenn Hansen, F	AP 2nd Team
	UPI 2nd Team
	Coaches
Eddie Palubinskas, G	UPI 2nd Team
	AP 3rd Team
Collis Temple, C	UPI 3rd Team
<b>1974-75</b>	
Glenn Hansen, F	AP 2nd Team
	UPI 2nd Team
	Coaches
<b>1975-76</b>	
Kenny Higgs, G	AP 2nd Team
	UPI 2nd Team
	Coaches
<b>1976-77</b>	
Kenny Higgs, G	AP 2nd Team
	UPI 2nd Team
	Coaches
Durand Macklin, F	AP 3rd Team
	UPI 3rd Team
<b>1977-78</b>	
Durand Macklin, F	AP 1st Team
	UPI 1st Team
	Coaches
Kenny Higgs, G	UPI 2nd Team
DeWayne Scales, F	AP 3rd Team
<b>1978-79</b>	
DeWayne Scales, F	AP 1st Team
	UPI 1st Team
	Coaches
Al Green, G	AP 1st Team
	UPI 2nd Team
	Coaches
Lionel Green, C	AP 3rd Team
	UPI 3rd Team
<b>1979-80</b>	
Durand Macklin, F	AP 1st Team
	UPI 1st Team
	Coaches
DeWayne Scales, F	AP 2nd Team
	UPI 2nd Team, Coaches
Ethan Martin, G	AP 2nd Team
	UPI 2nd Team
	Coaches

INTRO
THIS IS LSU
TIGERS
COACHES
REVIEW
PREVIEW
RECORDS
<b>HISTORY</b>
LSU
MEDIA

**1980-81**

Durand Macklin, F	AP 1st Team UPI 1st Team Coaches
Ethan Martin, G	AP 1st Team UPI 1st Team Coaches
Howard Carter, G	AP 2nd Team UPI 2nd Team

**1981-82**

Howard Carter, G	AP 1st Team UPI 1st Team Coaches
Leonard Mitchell, F	AP 2nd Team UPI 3rd Team Coaches

**1982-83**

Howard Carter, G	AP 2nd Team UPI 2nd Team Coaches
Leonard Mitchell, F	AP 3rd Team UPI 3rd Team

**1983-84**

Jerry Reynolds, F	AP 2nd Team UPI 3rd Team Coaches
Derrick Taylor, G	UPI 3rd Team

**1984-85**

Nikita Wilson, F	AP 2nd Team UPI 3rd Team Coaches
John Williams, C	AP 3rd Team
Jerry Reynolds, F	AP 3rd Team UPI 3rd Team

**1985-86**

John Williams, F	AP 1st Team UPI 1st Team Coaches
Derrick Taylor, G	AP 3rd Team

**1986-87**

Nikita Wilson, C	AP 3rd Team UPI 3rd Team
Anthony Wilson, G	UPI 3rd Team

**1987-88**

Ricky Blanton, F	AP 2nd Team UPI 3rd Team Coaches
Jose Vargas, C	UPI 2nd Team AP 3rd Team

**1988-89**

Ricky Blanton, F	AP 1st Team UPI 2nd Team Coaches
Chris Jackson, G	AP 1st Team UPI 1st Team Coaches

**1989-90**

Chris Jackson, G	AP 1st Team UPI 1st Team Coaches
Shaquille O'Neal, C	AP 1st Team UPI 1st Team Coaches
Stanley Roberts, F	AP 3rd Team
Maurice Williamson, G	UPI 3rd Team

**1990-91**

Shaquille O'Neal, C	AP 1st Team UPI 1st Team Coaches
Vernel Singleton, F	AP 3rd team UPI 3rd team Coaches
Shawn Griggs, G	UPI 2nd team

**1991-92**

Shaquille O'Neal, C	AP 1st Team Coaches
Vernel Singleton, F	AP 3rd Team

**1992-93**

Geert Hammink, C	AP 1st Team Coaches
Jamie Brandon, G-F	Coaches 2nd Team

**1993-94**

Jamie Brandon, G-F	Coaches 2nd Team AP 3rd Team
--------------------	---------------------------------

**1994-95**

Ronnie Henderson, G	Coaches AP 2nd Team
---------------------	---------------------

**1995-96**

Ronnie Henderson, G	Coaches AP 1st Team
---------------------	---------------------

**1996-97**

Dwayne Spencer, F	Coaches 2nd Team AP 2nd Team
-------------------	---------------------------------

**1998-99**

Maurice Carter, G	Coaches 3rd Team AP 3rd Team
Jabari Smith, C	AP 3rd Team

**1999-00**

Torris Bright, G	AP 3rd Team
Jabari Smith, C	Coaches 2nd Team
Stromile Swift, F	AP Co-Player of the year Coaches 1st team AP 1st Team

**2000-01**

Ronald Dupree, F	AP 2nd Team Coaches 3rd Team
------------------	---------------------------------

**2001-02**

Ronald Dupree, F	AP 2nd Team Coaches 2nd Team
------------------	---------------------------------

**2002-03**

Ronald Dupree, F	AP 2nd Team Coaches 2nd Team
------------------	---------------------------------

**2003-04**

Brandon Bass, F	SEC Freshman of the Year
Jaime Lloreda, F	AP 1st Team Coaches 2nd Team

**2004-05**

Brandon Bass, F	AP Player of the Year AP 1st Team Coaches 1st Team
Glen Davis, F	SEC Freshman of the Year AP 2nd Team Coaches 2nd Team

## ALL-SEC Tournament Teams

(Note: SEC Tournament Team also served as All-SEC team from 1933-1948).

### 1933

Sparky Wade, G First Team  
Buddy Blair, F Second Team  
Jack Harris, F Second Team

### 1936

Arnold Bryan, F Second Team

### 1938

Conley Hathorn, G First Team

### 1939

Paul Brotherton, G Second Team

### 1943

Frank Brian, F First Team  
John Chaney, C Second Team

### 1944

Whitey Hoskins, G Second Team

### 1946

Bobby Lowther, F First Team  
Joe Bill Adcock, C Second Team  
Billy Walters, G Second Team

### 1947

Frank Brian, F Second Team

### 1949

Gene Murphy, G Second Team

### 1950

Joe Dean, G First Team

### 1951

Joe Dean, G First Team

### 1952

Joe Dean, F First Team  
Bob Pettit, C First Team

### 1980

DeWayne Scales, F First Team (MVP)  
Durand Macklin, F First Team

### 1981

Howard Carter, F First Team

### 1986

John Williams, F First Team (MVP)

### 1987

Nikita Wilson, C First Team  
Anthony Wilson, G First Team

### 1988

Ricky Blanton, F First Team

### 1993

Geert Hammink, C First Team  
Jamie Brandon, G-F First Team

### 2002

Antonio Hudson, G First Team

### 2003

Ronald Dupree, F First Team

### 2005

Brandon Bass, F First Team  
Antonio Hudson, G First Team

## LSU ACADEMIC ALL-SEC

### 1961-62

George Nattin, G First Team  
Ellis Cooper, G Second Team

### 1962-63

Ellis Cooper, G First Team

### 1964-65

Tommy Thigpen, C Honorable Mention

### 1965-66

Kenny Drost, G First Team  
Scott Bowling, G Honorable Mention

### 1966-67

Kenny Drost, G Second Team

### 1969-70

Danny Hester, F Second Team

### 1972-73

Bill Whittle, F First Team  
Collis Temple, F First Team  
Wade Evans, G Second Team  
Ed LeBlanc, F Honorable Mention

### 1981-82

John Tudor, G-F First Team

### 1982-83

John Tudor, G First Team

### 1983-84

John Tudor, G First Team

### 1985-86

Zoran Jovanovich, C First Team

### 1988-89

Kyle McKenzie, G First Team

### 1991-92

Justin Anderson, G First Team  
T. J. Pugh, G First Team

### 1995-96

David Bosley, G First Team

### 1997-98

Jack Warner, G First Team

### 1998-99

Brian Beshara, F First Team  
Jack Warner, G First Team

### 1999-00

Brian Beshara, F First Team  
Collis Temple III, G First Team  
Jeremy Comeaux First Team  
Jack Warner, G First Team

### 2000-01

Brian Beshara, F First Team  
Collis Temple III, G First Team  
Brian Green, G First Team  
Jack Warner, G First Team

### 2001-02

Brian Green, G First Team  
Collis Temple III, G First Team

### 2002-03

Pete Bozek, F First Team  
Brian Green, G First Team  
Charlie Thompson, G First Team

### 2003-04

Charlie Thompson, G First Team  
Paul Wolfert, F First Team  
Brandon Bass, F Freshman First Team  
Ross Neltner, F Freshman First Team


### 2004-05

Brandon Bass, F Scholar Athlete of the Year  
First Team  
Darrel Mitchell, G First Team  
Ross Neltner, F First Team  
Paul Wolfert, F First Team  
Glen Davis, F Freshman First Team  
David Fleshman, G Freshman First Team  
Garrett Temple, G Freshman First Team

## SEC GOOD WORKS TEAM

1998-99 Collis Temple III  
1999-00 Jermaine Williams  
2000-01 Collis Temple III  
2001-02 Collis Temple III  
2002-03 Collis Temple III  
2003-04 Paul Wolfert  
2004-05 Paul Wolfert





**LSU Head  
Basketball Coach  
1932-41; 1945-57**

**29 years  
Record: 340-264**

**1935 National Championship**

**1953 NCAA Final Four**

**1935, 1953, 1954 SEC  
Championships**

**LSU Head  
Baseball Coach  
1925-42; 1946-56**

**27 years  
Record: 220-226-3**

**1939; 1946 SEC  
Championships**

**Assistant Football Coach,  
LSU: 1925-42**

**Assistant Athletic Director,  
LSU: 1947-67**

**Acting Athletic Director, LSU:  
1968**

**Member, Helms Athletic  
Foundation Hall of Fame**

**Member, La. Sportswriters  
Assoc. Hall of Fame**

# Harry Rabenhorst

**B**efore there was Dale Brown, there was Harry Rabenhorst. In an era when college basketball wasn't big news and when cable didn't send hundreds of game all across the country, Rabenhorst laid the foundation for others like Jay McCreary, Press Maravich, Dale Brown and John Brady to follow.

Like Maravich with Pete, like Dale with Rudy, Chris and Shaq, Rabenhorst coached two of the legends of the game: Sparky Wade and Bob Pettit. Like Brown, he took his team to a Final Four in the days before anyone realized what a major event the NCAA Tournament was. But unlike any other LSU coach, Rabenhorst laid claim to a national championship, mythical though it may have been. It was a year to remember for Rabenhorst, but it was a long way from the end of his career.

The Baton Rouge native, however, came to LSU holding a record of a much different kind. He was a star athlete at Wake Forest in the years following World War I and holds the world record for the single longest punt of 110 yards.

After serving in the U.S. Army in World War I, Rabenhorst began his career in coaching in 1921 at Greensboro High School in Greensboro, N.C. After that, he moved to



New Mexico Military Academy where he coached for three seasons before moving back to Baton Rouge and the start of a long and dedicated lifetime of service to LSU.

In any capacity he served, he showed the same gracious understanding of the individual and devotion to duty that have set him apart from the ordinary.

He was a walking encyclopedia of LSU athletics and could recall in a moment the big game, the big play and the individual star of almost every athletic success enjoyed by the Tigers during his tenure.

Few men alive in college athletics numbered among their close personal friends the great and near great personalities who dominated the athletic scene for much of the first 60 years of this century. His list of associates reads like a "Who's Who" of American Collegiate Athletics, names that capture the imagination of sports fans and historians everywhere -- Knute Rockne, Amos Alonzo Stagg, Pop Warner, Fielding Yost, Wallace Wade, Adolph Rupp -- and many more.

Rabenhorst's career at LSU meant more than victories and championships. A popular and respected coach and administrator, he brought LSU distinction with his long and brilliant service and developed athletes who became outstanding students, and later outstanding citizens.

Harry Rabenhorst was a competitor. He was also a gentleman. He proved that you can be both and be successful.

When Coach Rabenhorst passed away in March, 1972, at the age of 73, then athletic director Carl Maddox said, "Coach Raby was revered and respected nationally by the many who came to know him in the world of intercollegiate athletics -- but more significant is the esteem and the love he earned from the men who played for him."

"I always enjoyed competing with him," said Adolph Rupp. "He was a great credit to the game. He developed some of LSU's outstanding players and teams."

Coach Raby was a man for all seasons and still to this day remains one of the league's all-time winningest basketball coaches. Those who played for him, loved him. Those who knew him, respected him. There's not much better can be said.

INTRO

THIS IS LSU

TIGERS

COACHES

REVIEW

PREVIEW

RECORDS

HISTORY

LSU

MEDIA

INTRO

THIS IS LSU

TIGERS

COACHES

REVIEW

PREVIEW

RECORDS

HISTORY

LSU

MEDIA



**LSU Head  
Basketball Coach  
1972-97**

**25 years  
Record: 448-301**

**1981, 1986  
Final Four**

**1979, 1981, 1986, 1991  
SEC Championships**

**1980  
SEC Tournament Championship**

**1973, 1979, 1981, 1989  
SEC Coach of the Year**

**1981  
National Coach  
of the Year**

**Member, La. Sports Writers  
Association Hall of Fame**

**2004 Living Legend for LSU at the  
SEC Basketball Tournament**

"...one of the true statesmen  
of college basketball."

- Temple' coach John Chaney



**Banner dropped in Maravich  
Center February 2004**

# Dale Brown

**W**hen he arrived from Washington State via Minot, N. D., there weren't that many basketball fans in the state of Louisiana who knew who Dale Brown was. When he retired after the 1996-97 season, you would have been hard pressed to find a college basketball fan in the country who didn't have some inkling about who Dale Brown was and what he stood for.


When Brown arrived in Baton Rouge in March, 1972, he arrived with a dream that was perceived by many who knew the LSU basketball program as impossible. The dream was to make basketball important in football-crazy Tiger country. When Brown was introduced as the Tiger coach, LSU fans were still remembering the Pete Maravich era. Final Fours? Rudy Macklin? Chris Jackson? Shaq? All a dream. In those year, fans had to be convinced to come to the new arena known as the LSU Assembly Center.

Brown traveled from one end of the state to the other telling all who would listen about the future of LSU basketball. Some thought him foolish. Others questioned his statements. But none who saw or heard him criticized his effort and his tireless energy.

His first LSU team shocked the basketball world by knocking off third-ranked Memphis State in Brown's home opener in December, 1972. The Hustlers, as they were dubbed, gave the competition fits all season long. They won 14 games, finished 9-9 in the SEC and drew praise from all around the country for their determination. For his achievements with a team picked last in the league, Brown was named SEC Coach of the Year, the first of four such honors he would receive.

Starting with the 1976-77 season, the Tigers increased their victory total ever year for the next six seasons. The streak was highlighted by a 31-5 record in 1980-81 (the most wins in a season in LSU history) and the first of Brown's two trips to the Final Four. For his success that season Brown was honored as the 1981 National Coach of the Year.

Even more impressive was his second



trip to the Final Four in 1985-86 when his Tigers were the lowest seeded team ever to make it to the Final Four after knocking off teams seeded first, second and third in the region (the only team ever to accomplish that feat on the road to the Final Four).

The Tigers won four SEC titles under Brown and only Adolph Rupp and Joe B. Hall at Kentucky won more SEC titles. His 448-301 record with 238 wins in regular season SEC play, put him second behind only Rupp in wins in the league. He was only the third SEC coach to coach 25 years as a head coach in the league.

Brown was part of 38.5 percent of LSU's 1,164 total victories in the first 89 seasons of basketball. Also, no coach in LSU history coached more consecutive games -- 749.

In 1990, Brown was the winning coach, capturing the Gold Medal for the South in the Olympic Festival in Minneapolis.

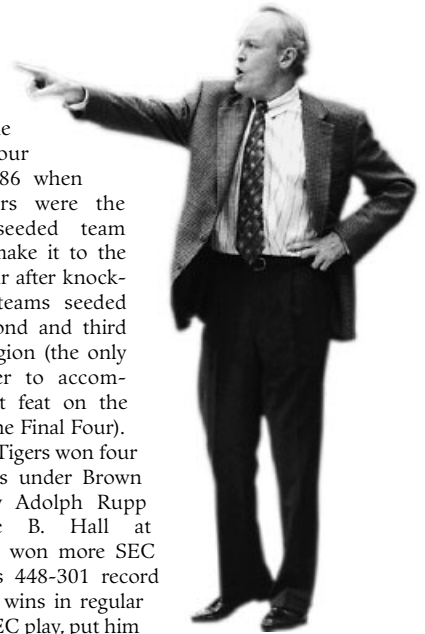
Brown was born in 1935 in Minot, a small railroad town in the northwest corner of North Dakota. In high school, he was the leading scorer in both football and basketball at St. Leo's of Minot. As a senior, he was the state scoring leader in basketball with a state record scoring average. He also set a school record in the 440-yard dash.

Brown earned 12 letters in basketball, football and track at Minot State University, making him the school's only athlete to achieve that goal.

John Chaney of Temple called Brown, "...one of the true statesmen of college basketball. His contributions to the game and society have impacted many. He is an outstanding coach and an outstanding person."


Legendary coach John Wooden of UCLA said: "I will always remember Dale for his enthusiasm. There are those who say he is a put-on -- they just can't believe that he can be what he professes. But I never questioned that. He amazed me because there is a lot more depth to the man. He was much more than a basketball coach."

At halftime of the Kentucky game in February 2004, athletics director Skip Bertman and the LSU basketball program honored Coach Brown with a banner in his honor to permanently hang from the rafters of the Maravich Assembly Center.



INTRO
THIS IS LSU
TIGERS
COACHES
REVIEW
PREVIEW
RECORDS
HISTORY
LSU
MEDIA

Jamie Brandon




(Returnees in Bold)

- A**
- ADCOCK, Joe (C) 1944-47  
 ADGER, Sidney A. (C) 1935-36  
 ALCORN, Mark (G) 1979-80  
 ALLEN, Drexal (G) 1981-82  
 ALLMAN, Marty (G) 1970-73  
 ANDERSON, Justin (F), 1991-92  
 ANDERSON, Willie (F), 1997-97  
 ANNISON, Doug (F), 1992-93  
 ARTHUR, Robert R. (C) 1959-60  
 ATKINS, R. W. (G) 1919-22  
 AUSTIN, Wayne (G) 1964-66
- B**
- BAILEY, John (F) 1960-62  
 BAILEY, Floyd (F-C) 1974-78  
 BANKER, Kernan M. (F) 1933-35  
 BANKSTON, Fred (G) 1945-46  
 BARDWELL, D. D. "Sox" (C) 1929-32  
 BARHAM, Joe Garnett E. (G) 1923-26  
 BARNETT, Bert W. (C) 1946-47  
 BARTUS, Joe E. (G) 1945-46  
 BASS, Brandon (F), 2003-05  
 BASS, Raymond V. (C) 1938-42; 47-48  
 BAUMAN, Jonnie (G) 1929-32  
 BAUMER, Nat (F) 1968-69  
 BEESON, Williard E. (G) 1933-37  
 BELCHER, Don (F) 1951-55  
 BELCHER, Jack (F) 1961-64  
 BENNETT, . . . . . (F) 1928-29  
 BERGERON, J. Brian (G) 1978-81  
 BERGMAN, Rusty (G) 1966-69  
 BERNBROCK, Mark (G) 1968-69  
 BERNHARD, James M. (G) 1943-44  
 BESHARA, Brian (F) 1998-01  
 BLACK, Tyrone (C) 1979-83  
 BLAIR, L. N. "Buddy" (F) 1933-35  
 BLANCHARD, E. A. (G) 1916-18  
 BLANTON, Ricky (G) 1984-86; 87-89  
 BLEVINS, Howard M. (G) 1929-32  
 BOGGESS, Robert E. "Bob" 1947-51  
 BOHANNON, W. W. "Bo" (C) 1934-36  
 BOLTON, Dick (F) 1955-56  
 BORGINI, Joe (F) 1959-60  
 BORNER, Ray (C) 1981-82  
 BORNMAN, D. L. "Squatty" (G) 1922-25  
 BORNMAN, J. P. "John" (G) 1922-23  
 BOSLEY, David (G) 1993-97  
 BOUDREAU, Harold (F) 1989-92  
 BOWLING, W. Scott, Jr. (G) 1964-66  
 BOWMAN, Sid S. "Stinkey" (F) 1929-30  
 BOZEK, Pete (F) 2000-02  
 BOYD, Brent (G) 1975-76

Kenny Drost



Frank Brian



- BOZEMAN, A. (G) 1939-40  
 BOZEMAN, Charlie (C) 1938-41  
 BOZEMAN, T. (G) 1938-41  
 BRANCH, Malcolm (C) 1945-47  
 BRANCH, W. (F) 1943-44  
 BRANDON, Jamie (G), 1991-94  
 BRANTLEY, John B. (G) 1970-72  
 BRAYMAN, P. (F) 1952-53  
 BREATHWIT, John (G) 1975-77  
 BRIAN, Brad H. (G) 1964-67  
 BRIAN, Frank (F) 1942-43; 1945-47  
 BRIDGES, Kenneth (G) 1951-53  
 BRIDGEWATER, Brad (C) 1998-00; 01-03  
 BRIGHT, Torris (G) 1999-03  
 BRILEY, C. 1915-16  
 BRINKLEY, Mike (G) 1958-59  
 BRITTON, C. E. (F) 1916-17  
 BROCATO, Jim (G) 1946-47  
 BROTHERTON, Paul P. (F) 1938-40  
 BROWN, Dennis (G) 1983-85  
 BROWN, Ernest (G) 1977-79  
 BROWN, Lobdell P. 1925-26  
 BROWN, Michael (F) 1975-76  
 BROWN, Oliver (F) 1983-87  
 BROWN, Ossie B. (F) 1943-44  
 BROWN, Perry (F) 1929-30  
 BROWN, Roland (F) 1932-34  
 BRYAN, Arnold "Judge" (F) 1934-37  
 BUCHANAN, F. "Buck" (F) 1937-40  
 BUKUMIROVICH, Neboisha (G) 1984-88  
 BURGE, Dick (G) 1939-40  
 BURGE, Dennis F. "Pete" (C) 1932-34  
 BURNETT, Jack (F) 1926-29  
 BURNS, Lenear (F), 1990-91; 92-94  
 BURTON, Kenny G. (F) 1944-45  
 BUSH, Tim (F) 2002-03  
 BUSHMAN, John C. "Jack" (F) 1936-39  
 BUSSEY, Young (G) 1937-38
- C**
- CAMPBELL, Andy (C) 1978-81  
 CAMPBELL, Walter (F) 1977-78  
 CANNON, . . . . . (G) 1937-39  
 CARD, Norman (C-F) 1961-64  
 CARR, John (G) 1969-70  
 CARTER, . . . . . (F) 1913-14  
 CARTER, Cedric (F) 1997-99  
 CARTER, Howard (G-F) 1979-83  
 CARTER, Maurice (G) 1995-99  
 CAVETT, J. R. "Slick" (C) 1915-19  
 CEASAR, Clarence (F), 1991-95  
 CHANEY, John (F) 1940-43  
 CHASE, Pat (G) 1964-66  
 CHASE, Sam (G) 1961-64  
 CHIDLEY, Steve (G) 1971-72  
 CHIN BING, Allen (F) 1933-34  
 CLARK, . . . . . 1908-10

Wade Evans



Greg Cook




- CLARK, Ned (F) 1951-55  
 CLUNE, Joe (F) 1959-60  
 COCKERHAM, J. H. (F) 1911-13  
 COJOE, Theron (F) 1982-84  
 COLLINS, A. H. "Rip" (G) 1945-47  
 COLLINS, Tommy (G) 1957-59  
 COMBS, Joe H. 1956-59  
 CONKLIN, Tom J. (C) 1959-62  
 CONLEY, Ocie (G) 1984-86  
 COOK, Greg (C) 1976-77; 1978-81  
 COOPER, . . . . . (F) 1929-30  
 COOPER, Darryl (G) 1998-99  
 COOPER, Ellis O. (G) 1960-63  
 COPPENS, Randy (G) 1974-77  
 CORMIER, Jason (G) 1988-89  
 COSTELLO, Joe (G-F) 1979-82  
 CORLEY, Drew (F) 1967-69  
 CRAM, Steve (G) 1962-64  
 CRAMER, Judd (G-F) 1963-64  
 CRESS, Walker J. (G) 1937-39  
 CRISCO, Jim (F) 1956-59  
 CROMBERT, . . . . . 1917-18
- D**
- DABADIE, J. Levy, Jr. (F) 1943-44  
 DALE, Wilton R. (F) 1943-44  
 DARK, Alvin (G) 1942-43  
 DARNALL, Mike (G) 1972-75  
 DAVIES, Richard A. "Dick" (G) 1958-60  
 DAVIS, E. M. 1935-36  
**DAVIS, Glen (F), 2004-05**  
 DAVIS, Thomas (F) 2001-03  
 DAY, Ned 1951-55  
 DeARMOND, Duane (F) 1978-80  
 DEAN, Joe (G) 1949-52  
 DELAFIELD, Glenn A. (C) 1936-38  
 DEVALL, Randy (G) 1989-90  
 DICKEY, . . . . . 1928-29  
 DIXON, . . . . . 1913-15  
 DOSHER, Woody (G) 1938-40  
 DOUGHTY, Frank L. (G) 1937-38  
 DOWLING, Duncan (F-G) 1961-63  
 DROST, Kenny (G) 1964-67  
 DRUMMOND, H. Maury (C-F) 1960-63  
 DUGAS, C. J. Bobby (G) 1921-23  
 DUPONT, John M. (F) 1911-13  
 DUPONT, Lawrence H. (G) 1911-14  
 DUPREE, Ronald (F) 1999-03  
 DYSON, Dick (G) 1923-27
- E**
- EARL, Lewis (F) 1996-98  
 EAST, John (C) 1924-27  
 EDMONDS, W. R. (F) 1916-17; 1921-22  
 EDMONSON, Mahion W (F) 1940-41

Lionel Green



Joe Dean



- EDWARDS, Glavis "Ike" (F) 1945-48  
 ENGLAND, Matt (F) 1980-81  
 ENQUIST, John (F) 1972-74  
 EVANS, Wade (F) 1972-74  
 EVANS, W. Morton (C) 1910-13
- F**
- FAHEY, Joe J. (G) 1954-56  
 FATHERREE, Jesse (G) 1933-34  
 FETTER, Bobby K. (G-F) 1961-64  
 FILES, "Dude" (G) 1927-28  
**FLESHMAN, David (G), 2004-05**  
 FORD, Deuce (G) 1995-96  
 FREDERICK, E. (C) 1939-40  
 FREEMAN, Mark P. (C) 1949-51  
 FRESHLEY, Bob (C) 1951-54  
 FREY, F. C. "Major" (G) 1919-20  
 FULKERSON, Jack M. (C) 1940-43
- G**
- GAHARAN, W. A. "Bill" (F) 1937-38  
 GARAHAN, Les (F) 1927-30  
 GARRISON, G. C. (F) 1927-28; 30-31  
 GEYER, Randy (G-F) 1962-65  
 GIACOMA, Ray (F) 1935-38  
 GILBEAU, H. (F) 1924-25  
 GILBERT, Charlie (C) 1933-34  
 GILL, W. J. (G) 1915-17  
 GIPSON, Sean (F) 1992-94  
 GLADDEN, Sterling "Buck" (F) 1914-16  
 GOEHRING, Kirk 1992-93  
 GOWER, Bill (G) 1937-38  
 GRAHAM, R. E. (G) 1939-42  
 GRANT, Russell (G) 1987-89  
 GRAY, Kenny (G) 1957-58  
 GREEN, Al (G) 1978-79  
 GREEN, Brian (F) 1999-03  
 GREEN, Donald (G) 1982-83  
 GREEN, Lionel (C) 1975-79  
 GREEN, V. E. (C) 1913-14  
 GREGORY, Sonny (F) 1949-52  
 GREMILLION, E. (C) 1943-44  
 GREMILLION, James E. (C) 1946-47  
 GRIDLEY, Bob (F-C) 1968-69  
 GRIFFITH, Carroll (F) 1946-47  
 GRIFFITH, Parker (G) 1986-88  
 GRIGGS, Shawn (F) 1990-91  
 GUGLIELMO, Gary (F) 1957-60  
 GURVICH, . . . . . (F) 1942-43

Mike Hansen



- INTRO
- THIS IS LSU
- TIGERS
- COACHES
- REVIEW
- PREVIEW
- RECORDS
- HISTORY**
- LSU
- MEDIA

**Ronnie Henderson**




## H

- HAGUE, Perry "H" (G) 1917-21
- HAILÉ, Samuel W. "Red" (G) 1943-44
- HALL, Bob (G-F) 1944-46; 1948-49
- HALL, Jack (C) 1996-97
- HAMMONS, J. (G) 1935-38
- HAMMINK, Geert (C) 1988-89; 1990-93
- HANSEN, Glenn (F) 1973-75
- HANSEN, Mike (G), 1990-93
- HARRELL, Louis 1928-29
- HARRIS, Bucky (F) 1926-29
- HARRIS, Jack A. (F) 1932-35
- HATCHER, George R. (C) 1923-27
- HATHORN, Conley "Red" (G) 1935-38
- HAYES, R. S. "Suthie" (F) 1917-21
- HAYNIE, George (F) 1939-41
- HEARD, Mickey (F) 1973-74
- HELM, Newton C. "Dirty" (F) 1919-23
- HENDERSON, Larry (F) 1964-66
- HENDERSON, Ronnie (G) 1993-96
- HENNER, Tommy (G) 1969-70
- HENRY, Pete (C-F) 1965-67
- HEROMAN, Harry (F) 1963-66
- HERBST, J. (G) 1941-42
- HERRING, Randy (F) 1972-75
- HESS, Tom (G) 1969-72
- HESTER, Danny (F) 1968-70
- HICKMAN, Richard F. (G) 1967-70
- HIGGS, Kenny (G) 1974-78
- HIGH, Willie (G-F) 1975-76
- HIGHTOWER, C. W. (F) 1910-11
- HIMES, Levi A. "Lee" (F) 1909-12
- HIMES, . . . . (G) 1915-16
- HINES, Ray (C) 1959-60
- HOLLOWAY, Graves (C) 1947-49
- HOLT, Dick (C) 1953-56
- HOOVER, Winson F. (G) 1946-47
- HOOVER, W. (C) 1943-44
- HOSKINS, Dick, Jr. (G) 1942-44
- HOUTZ, "Jakey" 1910-11
- HOWELL, R. B. "Bilikien" (C) 1909-12
- HUDSON, Antonio (G), 2001-05
- HUDSON, John W. (G) 1959-61
- HUFFMAN, Gary (F) 1974-76
- HULTBERG, Jordy (G) 1976-80
- HUNT, . . . . 1917-18


## I

- IGAU, Hubert C. (F) 1924-27
- IRVIN, Fess (G) 1986-88
- IRWIN, . . . . 1909-10
- ISLEY, Nelson (G) 1970-71
- IVES, Clarence A. "Fatty" (C) 1917-22

**Leonard Mitchell**



**Ralph Jukkola**



## J

- JACKSON, A. W. "Gus" (G) 1924-25
- JACKSON, Chris (G) 1988-90
- JACKSON, Glover (C) 1993-94
- JACKSON, Howard W. (G) 1936-39
- JACOBS, Stan J. (F) 1958-61
- JENNINGS, Frank (F) 1946-47
- JOE, Darryl (G) 1986-88
- JOHNSON, Alonzo (C) 1994-95
- JOHNSON, Byron (C) 1947-52
- JOHNSON, C. B. (F) 1909-12
- JOHNSON, F. (G) 1929-32
- JOHNSON, G. (F) 1947-48
- JOHNSON, Joe (G) 1983-84
- JOHNSON, Kent (F) 1969-70
- JOHNSON, Melvin F. (G) 1911-15
- JOHNSON, Paul (G) 1992-93
- JOHNSON, Steffond (F-C) 1981-84
- JOHNSON, Tex (C) 1924-27
- JONES, Bob (F) 1923-26
- JONES, Johnny (G) 1980-84
- JONES, L. (F) 1920-22
- JONES, Leslie V. (F) 1952-55
- JONES, Wally (G) 1944-45
- JOSEPHSON, . . . . (G) 1940-41
- JOURNEY, Beau (G) 1932-35
- JOVANOVICH, Zoran (C) 1985-86
- JUKKOLA, Ralph (F) 1966-69


## K

- KAMMER, Marty (G) 1955-56
- KAUFFMAN, Jim (G) 1937-38
- KEENE, Howard (F) 1961-63
- KEENY, J. R. (F) 1908-09
- KELLY, G (F) 1931-33
- KENT, John (G) 1946-47
- KILPATRICK, . . . . (G) 1919-20
- KINGERY, Wayne (G) 1944-45
- KISTLER, Brian (F) 1980-82
- KIZER, Roland C. "Chesty" (F) 1921-23
- KOUNDJIA, Regis (F), 2003-04
- KNUDSON, Jim (G) 1971-72
- KRAJEWSKI, Richard (C) 1988-91


## L

- LALLY, Mike F. (C-F) 1908-11
- LAMONT, Randy (C) 1967-69
- LAZARE, Darnell (F) 2003-05**
- LEDOUX, Marqus (F) 1998-99
- LANG, Bob (F) 1969-70
- LANIER, Harold A. 1928-29
- LARCADE, J. A. (G) 1908-09

**Bill Newton**



**Ed LeBlanc**




- LARKIN, M. "Slim" (C) 1929-31
- LEA, D. (G) 1945-46
- LEATHERS, W. D. "Bill" (F) 1934-37
- LeBLANC, Ed (C) 1972-76
- LANDRY, Brandon (G) 1998-01
- LEE, Bill (F) 1952-55
- LeFEVRE, Frank (C) 1974-77
- LEGLER, CHuck (C-F) 1966-69
- LEOPOLD, J. T. (F) 1917-18
- LESHER, L. R. (F) 1910-11
- LESTER, Ed. F. Jr. (F) 1944-45
- LEWIS, P. B. (G) 1909-10
- LEWIS, Cecil Ray (F) 1959-62
- LEWIS, William S. "Bill" (G) 1916-17
- LINDSEY, Clyde H. (F) 1944-46
- LINDSEY, Jim (F) 1948-51
- LINDSEY, Lloyd Leon (C) 1935-38
- LITTON, O. B. 1909-10
- LIVINGSTON, Randy, (G) 1994-96
- LLOREDA, Jaime (F), 2002-03
- LOBDELL, William Y. (F) 1931-32
- LOE, Ralph (C) 1972-73
- LOFLIN, J. T. (G) 1942-43
- LOFTIN, Bill (F) 1957-58
- LOFTIN, Bob (F) 1957-59
- LONG, Earl (F) 1958-59
- LOUGHMILLER, Don (G) 1951-54
- LOWTHER, Bobby (F) 1942-43; 45-48
- LUKER, J. B. (G) 1928-31
- LUPCHO, Rich S. (G) 1967-69
- LYLE, Mel (F) 1946-47

## M

- McARDLE, Benny J. (G) 1951-54
- McCAIN, R. R. (G) 1955-56
- McCARSON, Paul (G) 1954-55
- McDONALD, Ben (F) 1986-87
- McDOWELL, "Red" (G) 1941-42
- McDUFF, . . . . (G) 1923-25
- McFARLAND, Reggie A. (G) 1918-23
- McGEHEE, Webb (G) 1927-30
- McKENZIE, Kyle (G) 1987-89
- McLEOD, James (G) 1941-42
- McLOUGHLIN, Bob (G) 1961-62
- McMANUS, . . . . (C) 1940-41
- McMORRIS, Vernon D. (G) 1943-44
- McNEILY, James (F) 1951-55
- MACKLIN, Durand (F) 1976-78; 79-81
- MADISON, Dave (G) 1940-43
- MAGEE, Norman (G) 1951-55
- MAGRUDER, . . . . 1909-10
- MAILE, Dick (F) 1962-65
- MANCE, Omar-Seli (G) 1998-99
- MARAVICH, Josh (G), 2002-05
- MARAVICH, "Pistol" Pete (G) 1967-70
- MARSHALL, Paul (G), 1991-92
- MARTIN, Ethan (G) 1977-81

**Eddie Palubinskas**



**Ethan Martin**



- MARTIN, Ken G. (F) 1955-56
- MASCIÀ, David (G), 1991-92
- MASON, C. C. "Charlie" (C) 1925-27
- MATIENZO, . . . . (G) 1908-09
- MATTICK, Rick (C) 1976-79
- MAYOCK, Dan (F) 1968-69
- MEADOR, Bob J. (F) 1949-51
- MENRELL, Dick (F) 1946-48
- MERLE, Dom A. (F) 1955-58
- MERRELL, Richard L. (F) 1947-48
- MICHAELIS, Bill (G) 1943-44; 46-49
- MIDDLEBROOK, . . . . (F) 1919-20
- MILANOVICH, Paul (G) 1967-68
- MILEY, Harry L. (C) 1944-45
- MILLER, Herd J. (C) 1944-45
- MILLER, Nolen C. "Babe" (G) 1933-36
- MILLER, Robert "Bob" (G-F) 1975-77
- MINOR, Tack (G), 2003-05**
- MITCHELL, Darrel (G), 2002-05**
- MITCHELL, Leonard (F-C) 1980-84
- MIXON, Butch (G) 1958-59
- MOON, Lynn B. (C) 1956-59
- MOORE, Bill (G) 1944-45
- MOFTIN, Bill (F) 1957-58
- MOREY, Dale E. (F) 1939-42
- MOSCOVITZ, Danny (G), 1990-91
- MOSELEY, V. (F) 1909-13
- MOUTON, Lyle (G) 1987-89
- MUNSON, Wayne (F) 1957-59
- MURPHY, Gene A. (F) 1947-51
- MURPHY, Mike (F) 1964-65
- MURRAY, C. C. (F) 1943-44
- MUTAVDZIC, Misha (C) 1994-96


## N

- NABORS, Gene (G) 1995-96
- NATTIN, George L. Jr. (G) 1959-62
- NELTNER, Ross (F), 2003-05
- NESON, Guy W. (C) 1929-32
- NEWMAN, Donald (G) 1975-76
- NEWTON, Bill R. "Fig" (F) 1969-72
- NOLLEY, Landers (G/F) 1994-96
- NOTO, J. J. (G) 1923-24

## O


- OCHS, . . . . (F) 1945-46
- O'NEAL, Shaquille (C) 1989-92
- O'QUINN, Leon (F) 1913-15
- OWENS, Andre (G) 1992-94
- OWEN, Chester (F) 1946-47
- OZBURN, Joe (G) 1948-51

**T.J. Pugh**



INTRO
THIS IS LSU
TIGERS
COACHES
REVIEW
PREVIEW
RECORDS
HISTORY
LSU
MEDIA

Don Redden



P

PALFI, Djole (F) 1994-95  
 PALMER, . . . (F) 1918-19  
 PALUBINSKAS, Eddie (G) 1972-74  
 PAYNE, . . . (G) 1913-15  
 PEARCE, Clyde (F) 1913-17  
 PERKINS, Greg (G) 1982-83  
 PETTIT, Robert L. "Bob" (C) 1951-54  
 PHARES, Jack (G) 1924-28  
 PHILLIPS, W. J. (G) 1908-11  
 PIAZZA, Doug (F) 1963-64  
 PICOU, John (G) 1990-92  
 POE, F. E. (F) 1929-30  
 POTTS, Chico (G) 1997-98  
 PUGH T.J. (G) 1990-92

Q

QUIONEZ, . . . . 1918-19


R

RABENHORST, O. "Dudey" (G) 1918-19  
 RABORN, Tommy (F) 1957-61  
 RAGUS, Leonard A. (G) 1959-60  
 RAISOR, Phil (G) 1958-60  
 RAMIREZ, M. (F) 1943-44  
 RAMSDEN, Dave K. (C) 1966-69  
 RASMUSSEN, Bob (F) 1966-67  
 RAYMOND, Chris (G) 1972-74  
 REDDEN, Don (G-F) 1982-86  
 REILY, Charlie S. (F) 1909-12  
 REYNOLDS, Jerry (F-G) 1982-85  
 RILEY, Red (G) 1917-22  
 RITTNER, Perrin (F) 1949-51  
 ROACH, Danny (F) 1961-62  
 ROBERT, Charley (F) 1951-53  
 ROBERTS, Stanley (C-F) 1989-90  
 ROLAND, Lamont (G) 1999-01  
 ROSS, A. L. (F) 1912-14  
 RUBCHENKO, Roman (F) 1992-96  
 ROY, R. S. (F) 1917-18  
 RUDDOLPH, Gus (F) 1978-80  
 RUSHING, Troy E. (F) 1953-57  
 RYAN, Warren F. "Pat" 1908-09

S

SAMUELS, H. J. (F) 1931-34  
 SANBORN, . . . . (G) 1929-32  
 SANDERS, Al T. "Apple" Jr. (G) 1945-47  
 SANDERS, Al T. "Little Apple" III (C) 1969-72  
 SANDERS, J. Y. (G) 1908-11

Derrick Taylor



Jerry Reynolds




SAXON, Jimmy (F) 1925-28  
 SAYLOR, Doug (G) 1974-76  
 SCALES, DeWayne (F) 1977-80  
 SCHAPER, John N. (F) 1970-72  
 SCHIELE, Chester (G) 1947-48  
 SCHIELE, Joe (F) 1945-48  
 SCHULTZ, Darrell (G) 1950-53  
 SCOTT, Garrick (C), 1994-96  
 SCOTT, Lester (G) 1988-89  
 SEBASTIAN, Don J. (G) 1952-56  
 SEBASTIAN, J. D. (G) 1919-20  
 SHARP, . . . . (G) 1929-30  
 SHEPPARD, Nick (C) 1995-97  
 SHIRLEY, Calvin S. "Buddy" (G) 1965-67  
 SHOCKEY, Jere (F) 1969-71  
 SHOWS, W. (F) 1941-43  
 SHUMAKER, Steve (C) 1967-68  
 SIENER, Carl (C) 1971-74  
 SIGLER, Roger W. (F) 1953-57  
 SIMMONS, Terrance (G) 1996-97  
 SIMOES, Paulo (G) 1986-88  
 SIMPSON, Gary (G) 1970-71  
 SIMS, Billy (F) 1942-43  
 SIMS, Keith (G) 1944-45  
 SIMS, Wayne (F) 1987-91  
 SIMS, Willie (G) 1977-81  
 SINGLETON, Verne (C) 1988-92  
 SLOANE, LeGrand W. (F) 1942-43  
 SMITH, Allen (G) 1959-60  
 SMITH, Jabari (C) 1998-00  
 SMITH, Nick (F) 1925-28  
 SMITH, Terry (G) 1965-66  
 SMITH, Tom (G) 1930-33  
 SMITH, . . . . 1909-10  
 SPENCER, Duane (F) 1995-96  
 SPILLER, S. (G) 1909-10  
 SQUIRES, . . . . (F) 1929-30  
 STANFEL, Rich (C) 1982-83  
 STAYTON, Bill (G) 1931-33  
 STEPHENS, Reed (F) 1947-48  
 STEVENS, Ed (G) 1930-31  
 STEVENS, Norman G. "Steve" (G) 1922-26  
 STONE, Orval (F) 1949-51  
 STOREY, M. (G) 1937-38  
 SWIFT, Stromile (F) 1998-00


T

TANNEHILL, George M. (F) 1928-31  
 TANNEHILL, T. (C) 1930-32  
 TARASOVIC, George (F) 1951-52  
 TAYLOR, Derrick (G) 1981-82; 83-86  
 TAYLOR, Jeff (G) 1971-73  
 TAYLOR, H. A. "Red" (F) 1927-28  
 TEMPLE, Collis (C) 1971-74  
 TEMPLE III, Collis (G) 1999-03  
 THIGPEN, Tommy P. (C) 1964-67  
 THOMAS, Quenton (G) 1994-95

Jose Vargas



Apple Sanders



THOMPSON, Charlie (G) 2000-04  
 THOMPSON, Dick (G) 1947-51  
 THOMPSON, T. (C) 1938-40  
 THORNTON, Sam B. 1922-23  
 THORNALL, Bill (F) 1942-43  
 THORNTON, Sam B. 1922-23  
 TIPTON, Wayne (F-G) 1964-67  
 TITUS, Brandon (G) 1992-94  
 TONKOVICH, Dawn (G) 1971-74  
 TONN, R. W. "Ruddy" Jr. (F) 1930-32  
 TORRANCE, Jack (C) 1931-34  
 TRACEY, Dennis (G) 1988-90  
 TRIBBETT, Jeff A. (G) 1967-70  
 TRICHELLE, Bert (F) 1935-36  
 TUCKER, Reggie (G) 1997-98  
 TUDOR, Bobby (F) 1954-55  
 TUDOR, John (G-F) 1980-84  
 TURK, Dave (F) 1962-63  
 TURNLEY, J. E. "Bob" (G) 1943-44

U

UFFMAN, Kenneth (F) 1947-48  
 USSERY, Stephen (F) 1988-89

V

VANCE, Damon (C) 1983-84  
 VANCE, Griff D. (F) 1938-41  
 VARGAS, Jose (C) 1984-88  
 VOIGHT, Ken L. Jr (G) 1966-68

W

WADE, Malcolm "Sparky" (G) 1932-35  
 WALDEN, Henry E. (C) 1912-15  
 WALTERS, Bill (G) 1942-43; 45-47  
 WALTERS, Jack (F) 1935-36  
 WALTON, Adam (F) 1995-97  
 WARNER, Jack (G) 1996-97; 99-00  
 WASHINGTON, Rogers (F) 1995-97  
 WEBB, Charlie L. (G) 1942-43; 45-47  
 WEBER, S. R. "Chink" (G) 1922-23  
 WELCH, Jim (C) 1936-37  
 WELLS, Wendell Wally (G) 1934-37  
 WESLEY, Bob (F) 1952-53  
 WHIPPLE, Xavier (G) 2001-05  
 WHITE, Hamp (G) 1963-65  
 WHITE, H. H. (G) 1915-16  
 WHITE, Joe (C) 1955-57  
 WHITEHURST, Charles (F) 1954-55  
 WHITTLE, Bill (F) 1970-73  
 WILKINSON, J. P. (G) 1912-16  
 WILKINSON, W. Scott (G) 1913-17  
 WILKINSON, . . . . (C) 1924-25  
 WILLIAMS, Jermaine (F) 1998-02

Anthony Wilson



DeWayne Scales



WILLIAMS, John (F) 1984-86  
 WILLIAMSON, Maurice (G) 1989-90; 91-93  
 WILSON, Anthony (G) 1983-87  
 WILSON, Bill L. (C) 1962-65  
 WILSON, Edwin (G) 1985-86  
 WILSON, Jason (F) 2000-02  
 WILSON, Les (G) 1926-29  
 WILSON, Nikita (C-F) 1983-87  
 WOLF, Sidney "Izzy" 1918-19  
 WOLFERT, Paul (F), 2002-05  
 WOLFERT, Rick (C) 1972-73, 1974-75  
 WOLFF, Dennis (G) 1973-75  
 WOLFE, Jamaal (G) 1998-99  
 WOMACK, Leroy (F) 1996-97  
 WOODSIDE, Bernard (F) 1985-88

Y

YATES, Robert P. (G) 1947-51  
 YOUNG, JueMichael (F) 2001-02

Z

ZIEGLER, Lonnie (C) 1965-66  
 ZINSER, Paul (G) 1953-55

This list represents basketball lettermen since LSU began basketball in 1908-09. The sports information office will appreciate your assistance in correcting any errors. Send all corrections or additions to Kent Lowe, P. O. Box 25095, Baton Rouge, La., 70894

Bernard Woodside



- INTRO
- THIS IS LSU
- TIGERS
- COACHES
- REVIEW
- PREVIEW
- RECORDS
- HISTORY**
- LSU
- MEDIA

**Tigers and their uniform numbers from the 1969-70 season through the 2004-05 season:**

# 00

Brian Green, 2000-01-03  
 Omar Seli-Mance, 1999  
 Hernan Montenegro, 1988

# 1

Regis Koundjia, 2005  
 Tony Gipson, 2003-04

# 2

Darrel Mitchell, 2003-04-05  
 Brian Beshara, 2000-01

# 3

Tack Minor, 2004-05  
 Torris Bright, 2000-01-02-03  
 Jaamal Wolfe, 1999  
 Reggie Tucker, 1998  
 Doug Annison, 1993-94

# 4

Regis Koundjia, 2004  
 JueMichael Young, 2002  
 Stromile Swift, 1999-00  
 Gene Nabors, 1996-97  
 Jamie Brandon, 1992-93-94  
 Fess Irwin, 1987-88

# 5

Robert Royal, 2001  
 Jamal Harrison, 2001  
 DeJuan Collins, 1998  
 Lester Earl, 1997  
 Landers Nolley, 1995-96  
 Andre Owens, 1993-94  
 Justin Anderson, 1992

# 10

David Fleshman, 2005  
 Charlie Thompson, 2001-02-03-04  
 Rhodaria Caston, 1998  
 David Bosley, 1994-95-96-97  
 Maurice Williamson, 1990-92-93  
 Parker Griffith, 1987-88  
 Derrick Taylor, 1982-84-85-86

Willie Sims, 1978-79-80-81  
 Bob Miller, 1976-77  
 Eddie Palubinskas, 1973-74

# 11

Josh Maravich, 2003-04-05  
 Brandon Landry, 1999-00-01  
 Djole Palfi, 1995  
 Mike Hansen, 1991-92-93  
 Anthony Wilson, 1984-85-86-87  
 Drexal Allen, 1982  
 Mark Alcorn, 1980-81  
 Al Green, 1979

# 12

Tyrus Thomas, 2005  
 Ronald Dupree, 2000-01-02-03  
 Darryl Cooper, 1999  
 Sean Gipson, 1993-94  
 John Picou, 1991-92  
 Lester Scott, 1989  
 Darryl Joe, 1987-88  
 Johnny Jones, 1981-82-83-84

# 13

Pete Bozek, 2001-02  
 Dennis Tracey, 1990  
 Todd Kinchen, 1988

# 14

Garrett Temple, 2005  
 Jaime Lloreda, 2003-04  
 Quenton Thomas, 1996  
 Kyle McKenzie, 1988-89  
 Donald Green, 1983  
 Matt England, 1981-82

# 15

Jeremy Comeaux, 1998  
 Deuce Ford, 1996  
 Ocie Conley, 1985-86  
 Joe Johnson, 1984  
 Ray Borner, 1982

# 20

Tim Bush, 2003  
 Leroy Womack, 1997-98  
 Ronnie Henderson, 1994-95-96  
 T. J. Pugh, 1991-92  
 Jason Cormier, 1989  
 Neboisha Bukumirovich, 1988  
 John Tudor, 1981-82-83-84

Jordy Hultberg, 1977-78-79-80  
 Donald Newman, 1976  
 Randy Herring, 1974-75  
 Jim Knudsen, 1972  
 Tommy Henner, 1970

# 21

Courtney Trask, 2003  
 Jermaine Williams, 2000-01-02  
 Brian Beshara, 1999  
 Randy Livingston, 1995-96  
 Linear Burns, 1991-93-94  
 Lyle Mouton, 1988-89  
 Dennis Brown, 1984-85-87  
 Ethan Martin, 1978-79-80-81  
 Doug Saylor, 1975-76-77

# 22

Xavier Whipple, 2002-03-04-05  
 Maurice Carter, 1996-97-98-99  
 Clarence Ceasar, 1992-93-94-95  
 Shawn Griggs, 1991  
 Russell Grant, 1988-89  
 Greg Perkins, 1983  
 J. Brian Bergeron, 1979-80-81  
 Kenny Higgs, 1975-76-77-78  
 Wade Evans, 1973-74

# 23

Pete Maravich, 1970  
**Note: Pete Maravich's number retired at the conclusion of his career**

# 24

Terrence Simmons, 1997  
 Paul Johnson, 1993  
 Vernel Singleton, 1989-90-91-92  
 John Williams, 1985-86  
 Leonard Mitchell, 1981-82-83-84  
 Len Breda, 1977-78  
 Brent Boyd, 1976  
 Dennis Wolff, 1974-75  
 Jeff Taylor, 1972-73  
 Gary Simpson, 1971  
 Richard Hickman, 1970

# 25

Ross Chouest, 2002  
 Louis Earl, 1997-98  
 Brandon Titus, 1993-94  
 Paul Marshall, 1992  
 Danny Moscovitz, 1991  
 Chris Carrier, 1986  
 Joe Costello, 1979-80-81-82

INTRO
THIS IS LSU
TIGERS
COACHES
REVIEW
PREVIEW
RECORDS
<b>HISTORY</b>
LSU
MEDIA

Randy Coppens, 1975-76-77  
 Dawn Tonkovich, 1972-73-74  
 John Brantley, 1971  
 John Carr, 1970

## 30

Brandon Bass, 2004-05  
 Chico Potts, 1998  
 Stephen Ussery, 1989  
 Bernard Woodside, 1986-87-88  
 Theron Cojoe, 1983-84  
 Brian Kistler, 1981-82  
 Frank Lifetree, 1977-78  
 Michael Brown, 1976  
 John Enguist, 1973-74  
 Tommy Hess, 1970-71-72

## 31

Jermaine Williams, 1999  
 Oliver Brown, 1984-85-86-87  
 DeWayne Scales, 1978-79-80  
 Mark Smyth, 1977  
 Al "Little Apple" Sanders, 1970-71-72

## 32

Paul Wolfert, 2003-04-05  
 Willie Anderson, 1998-99  
 Nick Shepherd, 1996-97  
 Harold Boudreaux, 1990-91-92  
 Paulo Simoes, 1987-88  
 Damon Vance, 1984-85  
 Howard Carter, 1980-81-82-83  
 Ernest Brown, 1979  
 Gary Huffman, 1975-76  
 Mickey Heard, 1974

## 33

Marqus LeDoux, 1999  
 Glover Jackson, 1994  
 Shaquille O'Neal, 1990-91-92  
 Ricky Blanton, 1985-86-88-89  
 Steffond Johnson, 1982-83-84  
 Walter Campbell, 1978-79  
 John Breathwit, 1976-77  
 Mike Darnall, 1974-75  
 Steve Chidley, 1972  
 Jere Shockey, 1971  
 Jeff Tibet, 1970

**Note: Shaquille O'Neal's number retired in Dec. 2000**

## 34

Glen Davis, 2005  
 Cedric Carter, 1998-99  
 Alonzo Johnson, 1995  
 Randy Duvall, 1990  
 Tyrone Black, 1980-81-82-83  
 John Shaper, 1971-72  
 Kent Johnson, 1970

## 35

Darnell Lazare, 2004-05  
 Rogers Washington, 1996-97-98  
 David Mascia, 1993  
 Chris Jackson, 1989-90  
 Jerry Reynolds, 1983-84-85  
 Lionel Green, 1976-77-78-79  
 Glenn Hansen, 1974-75  
 Bill Whittle, 1971-72-73  
 Danny Hester, 1970

## 40

Durand "Rudy" Macklin, 1977-78-79-80-81  
 Paul Kates, 1976  
 Carl Siener, 1972-73-74  
 Bob Lang, 1970

## 41

Ross Neltner, 2005  
 Collis Temple III, 2000-01-02-03  
 Dwayne Spencer, 1996-97  
 Richard Krajewski, 1989-90-91  
 Nikita Wilson, 1984-85-86-87  
 Rick Mattick, 1977-78-79-80  
 Collis Temple, Jr., 1972-73-74  
 Nelson Isley, 1971

## 42

Antonio Hudson, 2002-03-04-05  
 Bob Hall, 1997  
 Ben McDonald, 1987-88  
 Edwin Wilson, 1986  
 Duane DeArmond, 1977-78-79-80  
 Willie High, 1976  
 Marty Allman, 1971-72-73

## 43

Lamont Roland, 2000-01  
 Misha Mutavdzic, 1995-96  
 Geert Hammink, 1989-91-92-93  
 Jose Vargas, 1985-86-87-88  
 Greg Cook, 1978-79-80-81  
 Frank LeFevre, 1975  
 Ralph Loe, 1973  
 Bill Newton, 1970-71-72

## 44

Thomas Davis, 2002-03  
 Jason Wilson, 2001  
 Adam Walton, 1995-96-97  
 Kirk Goehring, 1993  
 Wayne Sims, 1988-89-90-91  
 Don Redden, 1983-84-85  
 Andy Campbell, 1978-79-80-81  
 Scott Spencer, 1977  
 Ed LeBlanc, 1973-74-75-76

## 45

Ross Neltner, 2004  
 Jack Warner, 1997-98-99-00-01  
 Roman Rubchenko, 1993-94-95-96  
 Zoran Jovanovich, 1985-86  
 Rick Stanfel, 1983  
 Gus Rudolph, 1979-80  
 Floyd Bailey, 1975-76-77-78  
 John Brantley, 1972

## 50

Retired for Bob Pettit, 1954

## 51

Shawson Johnson, 2003  
 Jason Wilson, 2002

## 52

Jabari Smith, 1999-00

## 53

Stanley Robert, 1990

## 54

Brad Bridgewater, 1999-00-02-03  
 Garrick Scott, 1995-96

INTRO
THIS IS LSU
TIGERS
COACHES
REVIEW
PREVIEW
RECORDS
<b>HISTORY</b>
LSU
MEDIA

## Louisiana Sports Hall of Fame

To be a member of the Louisiana Sports Writers Hall of Fame is one of the greatest honors that could be bestowed on an athlete from this state or who has performed a portion of his career in this state. Each year's class continues to add to the prestige of the growing list of Hall of Fame inductees. The Hall of Fame is located at Northwestern State University in Natchitoches at the Prather Coliseum.

A total of twelve men and women who participated in the LSU basketball program either as players or coaches have been inducted in the Hall of Fame. This past summer, LSU's Durand "Rudy" Macklin, a member of the 1981 Final Four team and the No. 1 rebounder and No. 2 scorer in LSU men's history, along with former LSU women's head coach Sue Gunter were among the class of 2005.

The twelve LSWA Hall of Famers with their years of participation in LSU basketball in parenthesis:

**Buddy Blair** -- (F, 1933-35, member 1935 national champions), inducted 1981

**Frank Brian** -- (F, 1942-43; 1945-47, All-SEC 1943, 1946, two-time NBA All-Star), inducted in 1986

**Dale Brown** -- (Coach, 1972-96, 1981, 1986 NCAA Final Four; 1979, 1981, 1985, 1991 SEC Championships, all-time winningest coach at LSU, 448 wins), inducted in 1999

**Joe Dean** -- (F, 1949-52; TV Commentator, LSU Athletic Director, 1987-2000), inducted in 2001

**Sue Gunter** -- (Coach, LSU 1982-2004), inducted into Naismith Hall of Fame, Fall 2005, inducted in 2005.

**Bobby Lowther** -- (F, 1942-43; 1945-48, All-SEC 1946, All-American in 1946 in both basketball and track and field), inducted in 1995

**Rudy Macklin** -- (F, 1976-81, All-SEC 1977, '78, '80, '81, All-America 1981) Second leading scorer, first in rebounding, inducted in 2005.

**Pete Maravich** -- (G, 1967-70, three-time All-American, Division I all-time scorer), inducted in 1984

**Bob Pettit** -- (C, 1951-54, two-time All-American, 1953 Final Four member, 10-time NBA All-Star), inducted in 1973

**Harry Rabenhorst** -- (Coach, 1925-42, '45-57, 1935 national championships, 1953 Final Four), inducted in 1970

**Malcolm "Sparky" Wade** -- (G, 1932-35, member 1935 national champions, first LSU All-American), inducted 1962

**Joyce Walker** -- (G, 1981-84, three-time Kodak All-American), inducted in 1997



LSWA President Scooter Hobbs of the Lake Charles American Press presents the 2005 Hall of Fame plaque honoring late women's basketball coach Sue Gunter to Coach John Brady who accepted on LSU's behalf.

## Louisiana Association of Basketball Coaches

Formed in 1974, the LABC represents the colleges and universities of the state in an effort to promote basketball on all levels in Louisiana. The group celebrated its 25th anniversary in 1999 with its announcement of its Team of the Century as chosen by the head coaches of men's basketball in the state and a panel of the state's sports media.

## LABC All-Louisiana Team of the Century

### First Team

**Pete Maravich, LSU** -- 1967-70 (Player of the Century)

**Bob Pettit, LSU** -- 1951-54

**Robert Parish, Centenary** -- 1972-76

**Dwight "Bo" Lamar, USL** -- 1969-73

**Karl Malone, Louisiana Tech** -- 1982-85

### Second Team

**Shaquille O'Neal, LSU** -- 1989-92

**Joe Dumars, McNeese State** -- 1981-85

**Mahmoud Abdul-Rauf (Chris Jackson), LSU** -- 1988-90

**Willie Reed, Grambling State** -- 1960-64

**Calvin Natt, Northeast Louisiana** -- 1975-79

### Third Team

**Bob Hopkins, Grambling State** -- 1952-56

**Andrew Toney, USL** -- 1976-80

**Mike Green, Louisiana Tech** -- 1969-73

**Bob Love, Southern** -- 1961-65

**Jackie Moreland, Louisiana Tech** -- 1957-60

### Honorable Mention

**LSU Players: Durand Macklin, 1976-81; Sparky Wade, 1932-35;**

**Joe Dean, 1949-52; Howard Carter, 1979-83.**

## LABC Hall of Fame

**Mahmoud Abdul-Rauf** -- (G, 1988-90, played as Chris Jackson, NCAA all-time leading freshman scorer, All-American, 1989-90) -- inducted in 1998.

**Frank Brian** -- (F, 1942-43; 45-47, All-SEC 1943, 1946, two-time NBA All-Star), inducted in 1987.

**Howard Carter** -- (G, 1979-83, member 1981 Final Four team), inducted 1994

**Dale Brown** -- (Coach, 1972-1997, winningest coach in LSU history), inducted 2005

**Joe Dean** -- (F, 1949-52), LSU Athletic Director, inducted 1985

**Jerry Reynolds** -- (F, 1982-85, All-SEC 1984, 1985), inducted 2003

**Durand "Rudy" Macklin** -- (F, 1976-78; 1979-81, member 1981 Final Four team, school's all-time leading rebounder), inducted 1987.

**Dick Maile** -- (F, 1962-65), inducted 2005

**Pete Maravich** -- (G, 1967-70, three-time All-American, Division I all-time scorer), inducted in 1977.

**Leonard Mitchell** -- (F, 1981-84, Member 1981 Final Four Team), inducted 2000

**Shaquille O'Neal** -- (C, 1989-92, two-time All-American, National Player of the Year, 1991), inducted 1998.

**Bob Pettit** -- (C, 1951-54, two-time All-American, 1953 Final Four member, 10-time NBA All-Star), inducted in 1976, charter inductee

**Harry Rabenhorst** -- (Coach, 1925-42, '45-57, 1935 national championships, 1953 Final Four), inducted in 1979.

**Don Redden** -- (F, 1982-86, member 1986 Final Four team), inducted 1993

**Roger Sigler** -- (F, 1953-57, All-SEC 1956, '57), inducted 1999

**Collis Temple, Jr.** -- (F, 1971-74), inducted 1995

**Malcolm "Sparky" Wade** -- (G, 1932-35, member 1935 national champions, first LSU All-American), inducted 1977



INTRO
THIS IS LSU
TIGERS
COACHES
REVIEW
PREVIEW
RECORDS
HISTORY
LSU
MEDIA

### LABC Mr. Basketball Award

Given annually by the LABC to someone who has made a significant contribution to basketball in the state of Louisiana.

**Joe Dean** -- inaugural recipient in 1975

**Bob Pettit** -- recipient in 1976

**Dale Brown** -- recipient in 1988

**Shaquille O'Neal** -- recipient in 2000, L.A. Lakers

### LABC Don Landry Award

Named in honor of the founder and first president of the LABC, given to someone who has rendered distinguished service and made a significant contribution to the LABC.

**Dale Brown** -- inaugural recipient in 1998.

### LABC Bob Pettit Award

Given to the professional player of the year from Louisiana.

**Shaquille O'Neal** -- recipient in 1994, 1995, Orlando Magic

**Shaquille O'Neal** -- recipient in 2000, 2001, 2002, 2004 L.A. Lakers

**Shaquille O'Neal** -- recipient in 2005, Miami Heat.

### LABC Tommy Joe Eagles Memorial Award

Given to the college coach of the year in Louisiana

**Dale Brown** -- recipient in 1979, 1981, 1986, 1987

**John Brady** -- recipient in 2000, 2003

### LABC Pete Maravich Memorial Award

Given to the college player of the year in Louisiana

**Durand "Rudy" Macklin** -- recipient 1981

**Don Redden** -- recipient 1986

**Nikita Wilson** -- recipient 1987

**Chris Jackson** -- recipient 1989, 1990

**Shaquille O'Neal** -- recipient 1991, 1992

**Stromile Swift** -- recipient 2000

**Ronald Dupree** -- recipient 2003

**Brandon Bass** -- recipient 2005

### James J. Corbett Memorial Award

Presented annual by the New Orleans Mid-Winter Sports Association to Louisiana's most outstanding athlete.

**Pete Maravich** -- honored in 1970

**Chris Jackson** -- honored in 1990

**Shaquille O'Neal** -- honored in 1992, 1993

### LSU Athletic Hall of Fame

Listing includes just the basketball members of the Hall of Fame.

**Malcolm "Sparky" Wade** -- Inducted in 1937

**Joe Dean** -- Inducted in 1953

**Bob Pettit** -- Inducted in 1954

**Joe Bill Adcock** -- Inducted in 1978

**Bobby Lowther** -- Inducted in 1978

**Durand "Rudy" Macklin** -- Inducted in 1990

### LSU Team of the Brown Era

During the final year of Dale Brown's 25-year coaching career, fans were asked to vote for their favorite players in the 1970s, 1980s and 1990s. Of the 30-players selected, a panel of local and regional media along with past and present LSU administrators associated with the basketball program selected an all-time team by position encompassing Brown's 25-year tenure (1972-97):

#### FIRST TEAM

**Center** -- **Shaquille O'Neal** -- Lettered 1989-92; 1991, 1992 All-American

**Forward** -- **Durand "Rudy" Macklin** -- Lettered 1976-78; 1979-81; 1981 NCAA Final Four, 1981 All-American

**Forward** -- **Ricky Blanton** -- Lettered 1984-86; 1987-89; Member 1986 NCAA Final Four team.

**Guard** -- **Ethan Martin** -- Lettered 1977-81; Member of 1981 Final Four team; Second all-time in career assists.

**Guard** -- **Chris Jackson** -- Lettered 1988-90; 1989-90 All-American

#### SECOND TEAM

**Center** -- **Greg Cook** -- Lettered 1976-77; 1978-81; Member 1981 NCAA Final Four team.

**Forward** -- **Leonard Mitchell** -- Lettered 1980-84; Member 1981 NCAA Final Four team.

**Forward** -- **Don Redden** -- Lettered 1982-86; Member 1986 NCAA Final Four team.

**Forward/Guard** -- **Howard Carter** -- Lettered 1979-83; Third-leading scorer in school history.

**Guard** -- **Kenny Higgs** -- Lettered 1974-78; School's all-time leader in single game, season and career assists.

**Guard** -- **Derrick Taylor** -- Lettered 1981-82; 1983-86; Member 1986 NCAA Final Four team.

### SEC LIVING LEGENDS

Past LSU basketball players and coaches honored each year at the SEC Basketball Tournament.

1999 -- **Bob Pettit**

2000 -- **Durand Macklin**


2001 -- **Joe Dean**

2002 -- **Ricky Blanton**

2003 -- **Pete Maravich**

2004 -- **Dale Brown**

2005 -- **Bobby Lowther**



Coach Brown speaks at the 1999 LSWA Hall of Fame press conference.

- INTRO
- THIS IS LSU
- TIGERS
- COACHES
- REVIEW
- PREVIEW
- RECORDS
- HISTORY
- LSU
- MEDIA



# Dr. William L. Jenkins

President, LSU

On April 1, 1999, Dr. William L. Jenkins, formerly Chancellor of Louisiana State University and Agricultural & Mechanical College, became president of the LSU System, which includes nine institutions on 10 campuses in five cities, as well as 10 public hospitals in 10 cities. With the departure of Chancellor Mark Emmert in mid-June, the LSU Board of Supervisors asked President Jenkins to again assume the role of Interim Chancellor until a successor for Dr. Emmert can be selected.

A native of South Africa, Dr. Jenkins studied at the University of Pretoria, where he received his professional veterinary medicine degree in 1958 and specialist credentials in 1968. He received his Ph.D. degree from the University of Missouri, Columbia, in 1970. After practicing veterinary medicine for four years, he joined the faculty at the University of Pretoria, advancing through the ranks to become professor and head of the Department of Veterinary Physiology, Pharmacology, & Toxicology in 1971.

He moved to the United States in 1978 and joined the faculty in the Department of Veterinary Physiology & Pharmacology at Texas A&M University. He was appointed dean of the LSU School of Veterinary Medicine in 1988, and was named LSU's provost and vice chancellor for academic affairs in September 1993.

When he was appointed LSU's fifth chancellor in November 1996, Dr. Jenkins reorganized the campus administration to be more effective and more responsive, and oversaw the development of a strategic plan to guide the University in its preparation for the challenges of the next century.

Over the years, Dr. Jenkins has received numerous teaching and service awards and recognitions, having been named the 1997 Communicator of the Year by the Public Relations Association of Louisiana and a Distinguished Alumnus by the University of Missouri in 1999. The regional chapter of Toastmasters International also presented him with its 1999 Communication and Leadership Award, and he was awarded the Vision of Excellence Award 2000 by the New Orleans Regional Chamber of Commerce and the New Orleans Chapter of MetroVision. In addition, the University of Pretoria

awarded an honorary doctoral degree to Dr. Jenkins in September 2000.

Dr. Jenkins has been active in continuing education and has delivered more than 150 lectures and addresses to diverse groups in both the United States and abroad. He has taught extensively at both the professional and graduate levels. He has published more than 60 scientific articles and has contributed 15 chapters to various textbooks. He is co-author of a textbook on veterinary pharmacology.

Dr. Jenkins has been and continues to be a member of many professional organizations and select committees. Most recently he served on the National Institute of Health's Alcohol Abuse and Misuse on College Campuses Committee and on a special Steering Committee of the Southern Association of Colleges and Schools to review accreditation criteria for colleges and universities. Dr. Jenkins also is a member of the National Association of State Universities and Land Grant Colleges' Committee on Food and Society and currently serves on the Governor's Advisory Commission on Coastal Restoration and Conservation.

His current community engagement includes serving on the boards of the Louisiana Endowment for the Humanities, Greater Baton Rouge Chamber of Commerce, Academic Distinction Fund, Council for a Better Louisiana, Arts Council of Greater Baton Rouge, The Nature Conservancy of Louisiana, and the Baton Rouge board of the National Conference for Community and Justice.

Dr. Jenkins and his wife, Peggy, have four children -Sharon, Gwynn, Anthea, and Warren- and nine grandchildren.

## LSU Board of Supervisors



**Ronald R. Anderson**  
Ethel, La.  
District 6



**Dr. Jack A. Andonie**  
Metairie, La.  
District 1



**Bernard E. Boudreaux, Jr.**  
Baton Rouge, La.  
Member at Large  
Vice-Chairman



**Marty J. Chabert**  
Chauvin, La.  
District 3



**Charles V. Cusimano**  
Metairie, La.  
District 1



**Francis M. "Hank" Gowen, Jr.**  
New Orleans, La.  
District 4



**Louis Lambert**  
Prairieville, La.  
District 6



**Laura A. Leach**  
Lake Charles, La.  
District 7



**Dorothy "Dottie" Reese**  
New Orleans, La.  
District 2



**James P. Roy**  
Lafayette, La.  
District 7



**Jerry E. Shea, Jr.**  
New Iberia, La.  
District 3



**C. Stewart Slack**  
Shreveport, La.  
District 4  
Chairman




**Charles S. Weems III**  
Alexandria, La.  
District 5



**Rod West**  
New Orleans, La.  
District 2



**Lacey D. Spencer**  
Shreveport, La.  
Student Representative



# Sean O'Keefe

Chancellor, LSU

**Sean O'Keefe has been appointed chancellor of Louisiana State University and Agricultural & Mechanical College, becoming the seventh chancellor to lead the state's flagship University.**

Nominated by President George W. Bush and confirmed by the United States Senate, Sean O'Keefe was appointed by the President as the 10th Administrator of the National Aeronautics and Space Administration on December 21, 2001, his fourth Presidential appointment. As Administrator, O'Keefe led the NASA team and managed its resources as NASA sought to advance exploration and discovery in aeronautics and space technologies.

O'Keefe joined the Bush Administration on inauguration day and first served as the Deputy Director of the Office of Management and Budget until December 2001, overseeing the preparation, management and administration of the Federal budget and government wide-management initiatives across the Executive Branch.

Prior to joining the Bush Administration, O'Keefe was the Louis A. Bantle Professor of Business and Government Policy, an endowed chair at the Syracuse University Maxwell School of Citizenship and Public Affairs. He also served as the Director of National Security Studies, a partnership of Syracuse University and Johns Hopkins University, for delivery of executive education programs for senior military and civilian officials. Appointed to these positions in 1996, he was previously Professor of Business Administration and Assistant to the Senior Vice President for Research and Dean of the Graduate School at the Pennsylvania State University.

Appointed as the Secretary of the Navy in July 1992 by President George Bush, O'Keefe had previously served as Comptroller and Chief Financial Officer of the Department of Defense since 1989. Before joining then Defense Secretary Dick Cheney's Pentagon management team in these capacities, he served on the United States Senate Committee on Appropriations staff for eight years, and was Staff Director of the Defense Appropriations Subcommittee. His public service

began in 1978 upon selection as a Presidential Management Intern.

O'Keefe is a Fellow of the National Academy of Public Administration, a member of the Committee on Climate Change Science and Technology, and a Fellow of the International Academy of Astronautics. During his academic postings, he was a Visiting Scholar at the Wolfson College of the University of Cambridge in the United Kingdom, a member of the Naval Postgraduate School's civil-military relations seminar team, and conducted seminars for the Strategic Studies Group at Oxford University. He served on the national security panel to devise the 1988 Republican platform and was a member of the 1985 Kennedy School of Government program for national security executives at Harvard University.

In 1993, President Bush and Secretary Cheney presented him the Distinguished Public Service Award. He was the 1999 faculty recipient of the Syracuse University Chancellor's Award for Public Service; recipient of the Department of the Navy's Public Service Award in December 2000; and has been awarded honorary doctorate degrees from several prestigious educational institutions. In March 2003 and 2004, he was recognized and honored by the Irish American Magazine as one of the Top 100 Irish Americans.

He is the author of several journal articles, contributing author of "Keeping the Edge: Managing Defense for the Future" released in October 2000, and in 1998 co-authored "The Defense Industry in the Post-Cold War Era: Corporate Strategies and Public Policy Perspectives."

Sean O'Keefe earned his Bachelor of Arts in 1977 from Loyola University in New Orleans, Louisiana, and his Master of Public Administration degree in 1978 from The Maxwell School. O'Keefe and his wife Laura have three children—Lindsey, Jonathan and Kevin.



## Kenneth E. Carpenter, Faculty Athletics Representative

Kenneth E. Carpenter is in his second year as LSU's faculty representative in NCAA and Southeastern Conference matters.

Carpenter, a professor in the School of Architecture, has taught at LSU since 1986. He received his bachelor's degree in architecture from the University of Oklahoma in 1962 and his master's from the University of Minnesota in 1967. Before joining the LSU faculty, he served at Clemson University as associate professor of architecture from 1967-77; Ball State University, where he was professor and chairman of the

Department of Architecture, 1977-81; and, Iowa State University, serving as professor and chairman, Department of Architecture from 1981-86.

At LSU, he served as the dean of the College of Design from 1986-97; Interim Executive Director of International Programs from 1997-98; and Interim Dean of the College of Art and Design from 2001-02.

Carpenter is a member of Phi Kappa Phi, the American Institute of Architects, and the American Association of University Professors.

INTRO

THIS IS LSU

TIGERS

COACHES

REVIEW

PREVIEW

RECORDS

HISTORY

LSU

MEDIA

- INTRO
- THIS IS LSU
- TIGERS
- COACHES
- REVIEW
- PREVIEW
- RECORDS
- HISTORY
- LSU
- MEDIA



The  
**SKIP BERTMAN**  
**Legacy**

Bertman's unyielding desire to succeed drove him to the pinnacle of his profession, and his astute knowledge of the game -- obtained from over 40 years of coaching -- combined with his steadfast determination and irrepressible enthusiasm transformed LSU Baseball into the nation's premier program.

**National Championships**  
 2000, 1997, 1996, 1993, 1991

**SEC Championships**  
 1997, 1996, 1993, 1992, 1991, 1990, 1986

**Career Record (1984-2001)**  
 870-330-3 (.724)

**NCAA Tournament Record**  
 89-29 (.754), highest winning percentage in NCAA history

**National Coach of the Year**  
 2000, 1997, 1996, 1993, 1991, 1986

**College World Series Appearances**  
 2000, 1998, 1997, 1996, 1994, 1993, 1991, 1990, 1989, 1987, 1986

Already a Louisiana Legend and one of the greatest college baseball coaches of all time, J. Stanley "Skip" Bertman has made the seamless transition into the athletics director's chair with the same enthusiasm, vision and demand for excellence that were trademarks of his stellar coaching career.

In just four years as LSU's director of athletics, Bertman has already added to his impressive list of on-the-field achievements. Under his direction, LSU enjoyed arguably the greatest athletics years in the history of the institution. In 2003-04 three teams won national championships, nine teams finished in the nation's top ten, and fourteen teams ranked in the top 25 and in 2004-05 14 teams advanced to the post-season. LSU teams also enjoyed improved grade point averages across the board, making the LSU student-athlete experience a success on and off the fields of competition.

While supervising the Tigers' progress on the playing fields, he has begun to implement measures necessary to realize his vision of building the LSU athletics department into the best in the country. Bertman's bold and innovative plans promise to keep the Tigers among the nation's elite in all phases of collegiate athletics.

Bertman is now in the midst of upgrading LSU's athletics complex. Working hand in hand with the Tiger Athletic Foundation, Bertman has already overseen the completion of the Cox Communications Academic Center for Student-Athletes while renovating Tiger Stadium and the Pete Maravich Assembly Center, and constructing the Football Operations Center.

It was also Bertman who took the bold but essential move to implement a seat contribution program in Tiger Stadium to fund facility improvements and ensure the financial stability of the LSU Athletics Department for the next decade.

Bertman was named LSU's athletics director on January 19, 2001. With Bertman, LSU gained an athletics director who provides the leadership and experience necessary to manage the Tigers' \$52 million budget.

Bertman guided LSU to five NCAA baseball titles, and his teams drew huge crowds to venerable Alex Box Stadium, as the Tigers led the nation in attendance in each of his final six seasons (1996-2001).

He also served as head coach of the 1996 U.S. Olympic team which captured the bronze medal in Atlanta.

Bertman continues to be honored for his remarkable coaching tenure, as he was inducted in June, 2002, into the Louisiana Sports Hall of Fame. He was inducted into the American Baseball Coaches Association Hall of Fame in January, 2003.

In a Baseball America poll published in 1999, Bertman was voted the second greatest college baseball coach of the 20th century, trailing only Rod Dedeaux of Southern California. Bertman and Dedeaux are the only coaches to win five CWS titles.

He had previously earned recognition as one of the nation's brightest assistant coaches while at the University of Miami (Fla.) for eight seasons (1976-83). Before working at Miami, Bertman was renowned for his coaching excellence. In 11 seasons at Miami Beach High School, he directed the Hi-Tides to a state championship and two runners-up finishes and he was named Florida's Coach of the Year on three occasions.

In 1975, Bertman coached at Miami-Dade Downtown, leaving after one season to join legendary head coach Ron Fraser at Miami. The move was a homecoming of sorts, as Bertman spent his collegiate playing days with the Hurricanes as an outfielder and catcher from 1958-60. He earned his B.A. in health and physical education from Miami in 1961 and received his master's degree from UM in 1964.

Bertman and his wife Sandy are the parents of four daughters - Jan, Jodi, Lisa and Lori. The Bertman's have three grandchildren - Sophie Faith and Isaac Stanley, the children of Emile and Lori Bertman Guirard, and Samuel Aaron, the son of Drew and Lisa Pate.



**Dan Radakovich**  
Senior Associate Athletics Director

Dan Radakovich enters his fifth year as LSU's Senior Associate Athletics Director after joining the university in May of 2001. He came to LSU after serving as director of athletics at American University in Washington D.C.

As LSU's Senior Associate Athletics Director, Radakovich oversees the daily operations of the LSU Athletics Department and he serves as Skip Bertman's chief assistant.

Prior to his one-year stint at American University, Radakovich spent six years as the Associate Athletics Director at South Carolina. He worked closely with South Carolina Athletics Director Mike McGee in laying the ground work for a new \$70 million arena built in Columbia. During his tenure with South Carolina, Radakovich supervised the finances and logistics for \$33 million in facility improvements.

Radakovich served as the Senior Associate Athletics Director at Long Beach State from 1989-94.

Radakovich began his collegiate athletics career as the athletics business manager at the University of Miami in Coral Gables, Fla., from 1983-85. He worked in the private sector for four years before joining Long Beach State.

A native of Aliquippa, Pa., Radakovich graduated from Indiana University of Pennsylvania in 1980 with a bachelor of science degree in finance. Radakovich was also a football letter-winner as well as a student coach at IUP. He then went on to earn his master's degree in business administration from the University of Miami in 1982.

Radakovich is married to the former Marcie McDonald and the couple has two children, Christian (15) and Grant (11).



**Judy Southard**  
Associate Athletics Director/Senior Women's Administrator

Judy Southard, who had a very successful career as both a head women's basketball coach and Director of Athletics, enters her fifth year as LSU's Senior Women's Administrator after joining the department in the summer of 2001.

Southard came to LSU from Texas Woman's University, where she served as the school's Director of Athletics for nine years.

As LSU's Senior Women's Administrator, Southard oversees the highly successful Tiger women's athletics program.

Southard has served on numerous national committees during her career in athletic administration. She is currently a member of the NCAA Division I Women's Basketball Committee and was named in the summer of 2004 to the SEC Executive Committee.

While at Texas Woman's University, Southard initiated a corporate partnership program for the athletic department that tripled the involvement of area businesses and corporations in Pioneer athletics.

Prior to her stint at TWU, Southard served as head women's basketball coach at Marshall University in Huntington, W. Va., for 11 years, where she led the Lady Herd to five Southern Conference titles. At Marshall, Southard was named Southern Conference Coach of the Year three times and her career record of 178-130 still stands as a school record for women's basketball victories. Southard also served as Assistant Athletics Director at Marshall from 1983-88, including a four-month period when she was interim director.

Before going to Marshall, Southard spent three years as head coach at Tennessee-Martin and she also served for one season as an assistant coach at Tennessee. As a high school teacher from 1970-77, Southard coached both basketball and tennis, leading her West Florence High School basketball team to the South Carolina 4A state title in 1976.

A native of Columbia, S.C., Southard earned a bachelor's degree in physical education and health from Coker College in 1970 followed by a master's degree in physical education from Tennessee in 1978.



**Verge Ausberry**  
Associate Athletics Director/Operations

A former LSU football standout Verge Ausberry joined the LSU Athletics Department administrative staff in August 2001.

Ausberry supervises marketing and promotions, game management, strength and conditioning, the Dr. Martin Broussard training room, the Jeff Boss Equipment Room and video operations for various sports.

Ausberry, from New Iberia, La., played inside linebacker for the Tigers, lettering in 1986-89. He was the leading tackler on the team in both 1988 and 1989 and was part of two Southeastern Conference championship teams (1986 under Bill Arnsperger and 1988 under Mike Archer), playing on teams that went to three bowl games.

Although this is Ausberry's first tour of duty with the administration of the Athletic Department, he has remained very close to the LSU athletic scene in the 1990s, first serving for almost seven years as a member of LSU's highly regarded Academic Center for Athletes where he worked with many of the student-athletes, primarily dealing with LSU's football squad.

After leaving the Academic Center, he moved in July 1999 to the Tiger Athletic Foundation staff as part of LSU's fund-raising arm prior to accepting his present position.

Ausberry received his bachelor of science degree in education in May of 1990 and his master of education in administration, supervision and certification in child welfare in May of 1992. He is presently a doctoral candidate in higher education administration at LSU. He is married to the former Cheri Morial of New Orleans and they have two boys, Austin and Jaiden.



**Bo Bahnsen**  
Associate Athletics Director/Internal Relations

Bo Bahnsen serves as LSU's Associate Athletics Director for Internal Relations, overseeing the ticket office and all customer service operations.

Prior to moving into his current position in December of 2003, Bahnsen's primary responsibility for the previous 14 years was to serve as LSU's NCAA compliance officer.

A 1982 graduate of LSU, Bahnsen served as administrative assistant for the men's basketball team for five years before moving into athletics administration as director of purchasing for two years. In 1989, he was assigned his primary responsibility

as NCAA compliance officer as assistant athletics director, then was promoted to associate AD in 1996.

Bahnsen has been responsible for overseeing the successful implementation of LSU's Tradition Fund Program, a football seating plan that requires contributions for the right to purchase approximately 45,000 seats in Tiger Stadium.

Bahnsen, 46, served as manager of the LSU basketball team as an undergraduate and became administrative assistant for the team upon graduation in May of 1982. In July 1987 he became administrative assistant to Athletics Director Joe Dean, overseeing the purchasing office until his promotion in 1989.

A native of El Campo, Texas, attended Wharton County Junior College for two years before transferring to LSU in 1979. He earned his bachelor of science in physical education and is currently working on his masters in education administration.

Bahnsen is married to the former Karen Maysom, former LSU golfer and current head coach of the Lady Tigers golf program. The couple has two children, Darren (15) and Devin (13).



**Mark Ewing**  
Associate Athletics Director/Business

Mark Ewing, a 21-year employee of Louisiana State University, joined the LSU Athletics Department in January 2001, and serves as the department's Associate Athletics Director for Business.

Ewing came to the athletics department from LSU's Office of Budget and Planning. He served as LSU's Budget Director overseeing the development and management of the university's \$360 million operating budget.

Prior to his service at LSU, he was employed by Cajun Electric Power Cooperative where he managed accounting for the company's \$2 billion plus construction division.

As Associate Athletics Director for Business, Ewing has assumed responsibility for the athletic business operations including budget, travel, personnel, and purchasing as well as responsibility for concession operations.

Ewing, who is a native of Pointe Coupee Parish, received a bachelor's degree in finance from LSU in 1978 and a master's degree in public administration from LSU in 1995.

Ewing and his wife, Gail, have three daughters, Andrea, Arleen and Molly Sue.



**Chris Howard**  
Associate Athletics Director/Compliance

Chris Howard was named LSU's Associate Athletics Director for Compliance in December of 2003, coming to Baton Rouge from the NCAA Office in Indianapolis.

Howard served as assistant director of enforcement services at the NCAA for two years after one year as a representative for agent, gambling and amateurism issues.

At LSU, Howard serves as the compliance coordinator and liaison between LSU and the NCAA and SEC offices for NCAA rules interpretations and other matters. He is also responsible for developing and coordinating educational components for staff, student-athletes, booster organizations and entities outside the athletics department on NCAA and SEC rules and regulations.

Howard was a combat medical specialist in the United States Army from 1986 to 1995 before earning his undergraduate degree from the University of Kansas in 1997. He earned a master's degree in education from Kansas in 2001 and a juris doctor degree from the University of Kansas School of Law in 2001.

After serving an internship at Kansas in facility operations and event management, he was named assistant program supervisor in charge of student support services in 1997. Howard moved into private law practice for two years before joining the NCAA office in 2001.

He and his wife Krista have two children, Chris, Jr., and Olivia.



**Herb Vincent**  
Associate Athletics Director/External Affairs

Herb Vincent, the sports information director at LSU from 1988-2000, returned to his alma mater in August 2002 to serve as Associate Athletics Director for External Affairs.

In his present position, Vincent serves as the primary public relations officer for the LSU Athletics Department and all its entities, including the Tiger Athletic Foundation.

Vincent served as the LSU sports information director from July 1988 to July 2000. He was appointed Assistant Athletics Director in November of 1989, and then was elevated to Associate AD/Communications in 1992.

He joined LSU as assistant sports information director in February of 1988 and was promoted to the position of SID in July of that year.

Prior to his return to LSU, Vincent served as Vice-President for Communications for the College Sports Southeast regional cable network, headquartered in Birmingham.

Vincent received a bachelor's degree in journalism from LSU in 1983. He worked as a student assistant in the sports information office directed by CoSIDA Hall of Famer Paul Manasseh during his undergraduate years.

After graduating from LSU, Vincent spent the 1984 season as assistant public relations director for the United States Football League's New Orleans Breakers. In 1985, he was assistant public relations director for the USFL's Los Angeles Express and was promoted during the season to the public relations staff's top position.

Before joining LSU in 1988, Vincent spent one year as assistant SID at Louisiana-Lafayette and also worked at the Southeastern Conference offices in Birmingham as assistant public relations director in charge of basketball publicity.

Vincent is married to the former Jamey Cavacini of Versailles, Ky.

INTRO
THIS IS LSU
TIGERS
COACHES
REVIEW
PREVIEW
RECORDS
HISTORY
LSU
MEDIA

**CREDENTIALS**

All requests for working press, photo and broadcast credentials for LSU 2005-2006 home basketball games should be made online at [www.LSUsports.net](http://www.LSUsports.net) by filling out the form for credentials. Single-game credentials must be requested no later than NOON the day before the game.

All credentials which cannot be mailed are left at the will-call media table inside the Northeast Corridor entrance of the Maravich Center.

News media covering LSU Basketball on a regular basis will be issued a season parking pass. Other parking passes will be handled on a game-by-game basis. The press parking lots will be in the Track & Field House lots off Nicholson Drive.

Requests are honored from sports editors of daily newspapers and sports directors of television and radio stations. Requests from individuals not employed by a

media outlet will not be considered. Spouses, dates, non-workers and anyone under 18 years of age are not permitted in the working press area. LSU reserves the right to refuse any credential request deemed not to be in the best interest of the University.

**Press Room and Services**

The LSU Sports Information Office provides the news media with a press workroom. It is located in the Northeast Corridor of the Center. Access to the press room is limited to those with working credentials.

A pre-game meal will be served approximately an hour before tipoff in the area across from the press room in the Northeast Corridor. Several telephones (collect and credit card calls only) are available in the press workroom. Also, a limited amount of dataport lines are available in the workroom. Halftime and final statistics, play-by-play and post-game coaches quotes will be provided in the press room.

Press kits with programs and fact sheets for each team will be available on press row approximately 30 minutes prior to tipoff or earlier upon request.

A FAX machine staffed by the LSU Sports Information Department will be available. Student operators are available to send copy free of charge. Please coordinate any particular filing needs through Kent Lowe.

**Radio Rights**

One official radio network for the visiting team must be designated by the team's athletic director or media relations director. Visiting radio stations should coordinate all credential needs through Kent Lowe. Only those working on the radio broadcast will be given credentials for that area.

Radio networks wishing to broadcast should also contact Jim Hawthorne of the LSU Sports Radio Network (225-578-1882). Southeastern Conference opponents may use phone lines on a reciprocal basis. Non-conference opponents should contact Jim Hawthorne to secure phone lines. A small fee may be charged for those crews covering non-conference opponents.

Broadcasts of the LSU basketball games are produced by the LSU Sports Radio Network and distributed through rightsholder LSU Sports Properties. Any station wishing to join the network should contact Kevin May of LSU Sports Properties, (225) 578-7290.

**TV Rights, Satellite Trucks**

The right to televise LSU basketball games is solely that of the University and the Southeastern Conference. Permission to televise the game must be granted by the Athletic Director's Office at LSU and the Commissioner's Office of the Southeastern Conference.

Telecasting entities should contact Director of Television Kevin Wagner at (225) 578-1797 for information regarding setup. Sound microphone technicians will sit at designated spots in front of press row that does not block any sold advertising panels, and at the discretion of game officials. There is no mid-court break for television. This season, television broadcasters will be placed on the scorer's table (team bench side), nearest the visitor's bench.

Any outlet using a satellite truck must request satellite truck parking and must have the truck in place at least two hours prior to tipoff. All production and uplink trucks should contact Dwight Johnson, Director of the Maravich Center, (225) 578-8205, regarding arrival time and setup logistics.

**Phone Lines**

Those writers wishing personal phone lines at press row or in the press room should contact the BellSouth Office in Baton Rouge (1-800-238-5501) with LSU Sports Information as the contact.

There will be a minimum of four phone lines available for every game for writers in the press room.

**Photographers**

LSU will follow NCAA and SEC rules regarding the media representatives photographing the game. Photographers are limited to working the designated space along the end line of the playing court. No credentials will be issued to freelance photographers, cutline writers, equipment carriers. Photographers will not be permitted to shoot from the sidelines. All photographers must remain seated on the floor in areas directly in front of fans on the baseline. Video taping from a kneeling position will not be permitted. Photo positions may be assigned by the LSU Sports Information Office prior to selected games.

Photographers will file from a new location opposite the LSU dressing room for men's games. The room will have both phone and ethernet lines available. Contact LSU photographer, Steve Franz at 225-578-4193, for further details.

**Head Coach John Brady**

Coach Brady will be available for phone and in-person interviews on most non-game weekdays during the season. Please coordinate all requests for personal interviews with coach Brady at least one day in advance through Kent Lowe in the LSU Sports Information Office at 225-578-8226.

Coach Brady will, based on his schedule, be available for brief comments following the conclusion of the practice session each day.

It is strongly suggested that those needing pre-game comments from coach Brady join in the twice-weekly SEC teleconference beginning in January each Monday and Thursday. Contact the SEC Office for the phone number.

On the road, coach Brady will be available in the lobby on the day before the game upon arrival at the hotel with prior setup through LSU Sports Information. Coach Brady will not conduct any interviews, home or away, on game day prior to the game.

- INTRO
- THIS IS LSU
- TIGERS
- COACHES
- REVIEW
- PREVIEW
- RECORDS
- HISTORY
- LSU
- MEDIA**



### LSUsports.net

The media and general public can access information pertaining to all of LSU's 20 varsity sports at [www.LSUsports.net](http://www.LSUsports.net), which is the home page of LSU Athletics. Media and fans can access everything from the current media guide to updated statistics and game notes at this website, which is updated everyday all year long.



### LSU Image Media Database

Members of the media can obtain photos on all LSU coaches and athletes as well as official LSU logos on the internet at <http://media.lsusports.net>. The site features head shots and action shots of all of LSU's basketball players. The site will be updated weekly throughout football season. To gain access to the database, please contact Michael Bonnette in the LSU Sports Information Department for a login and password.

### SEC Teleconference

Each of the 12 SEC coaches will be featured on a weekly teleconference each Wednesday during the regular season. Contact LSU or the SEC Office for times and phone number.

### LSU Satellite Feed

Throughout the season, the LSU Television Department will provide satellite feeds of any non-televised SEC games. Also "Inside LSU Basketball with John Brady" will be available each week on satellite feed to stations. Please contact Kevin Wagner or John Schiebe for feed times and satellite coordinates.

### Players

LSU players will be available for interviews after most practices if interviews are requested 24 hours in advance through the LSU Sports Information Office. There will be no interviews once the players come on to the Maravich Center floor to begin practice warmup. This rule will be strictly enforced.

Phone interviews can also be requested for after practice as well. NO players will be available for interviews on the road prior to the game.

The team apartments, locker room and training room are off limits to media representatives at all times.

### Postgame

LSU abides by Southeastern Conference policy regarding equal access to all members of the working media.

The LSU lockeroom is closed to all media after all games, home and road. Coach John Brady will conduct his postgame news conference at home games approximately 10 minutes after the game in the L-Club Room of the Maravich Center. On the road, media members can visit with Brady outside the lockerroom or in the home team's interview area if so requested.

Postgame player interviews are also conducted in the L-Club Room at home and outside the locker room or in an interview area where possible on the road.

### Practices

Please contact Kent Lowe at (225) 578-1864 before planning to attend any practice session. Still and video cameras will be allowed during the first 20 minutes of practice only and all interviews will be conducted at the conclusion of practice.

The official website of LSU athletics and the official website of the visiting school will be credentialed. Also, the official online service of the national over-the-air or cable television network which owns broadcast rights to the game requested will receive credentials. Other websites will not be credentialed unless they meet specifications outlined below:

1. Must be a legal corporate entity which has been in business at least one full calendar year and has provided coverage of LSU for at least one year.
2. Must provide daily coverage of all athletic teams of LSU or the visiting team with its own staff of reporters, photographers and equipment.
3. Must travel to and cover major postseason events.
4. Must provide coverage of all press conferences of All athletic teams at LSU or the visiting team.
5. Must be accredited by home university as working media.

NOTE: Websites that sponsor message boards, message centers or chat rooms where people are allowed to post anonymous information will not be issued credentials. If a medium has an online site and they sponsor anonymous forums, they may continue to request credentials under its traditional medium (newspaper, magazine, radio television), but will not be granted additional passes for online staff.

### MEDIA INFORMATION

The 2005-06 LSU Basketball Media Guide is a source of information for the news media. Additional information is available upon request from the LSU Sports Information Office. News releases, digital photographs, video tapes and audio cassettes will be made available to accredited members of the news media upon request.

The LSU Sports Information Office is located on the fifth floor of the LSU Athletic Administration Building in the west parking lot of Tiger Stadium.

#### MAILING ADDRESS:

LSU Sports Information  
P.O. Box 25095  
Baton Rouge, LA 70894-5095

#### OVERNIGHT MAILING ADDRESS:

LSU Sports Information, Room 501  
LSU Athletic Administration Building  
North Stadium Dr. at Nicholson Dr.  
Baton Rouge, LA 70894  
Phone: (225) 578-8226

### Key Phone Numbers

Sports Information: (225) 578-8226  
Sports Information FAX: (225) 578-1861  
Athletic Department: (225) 334-4578  
LSU Sports Radio Network: (225) 578-1882  
Athletic Ticket Office: (225) 578-2184  
Radio: (225) 578-1882  
Television: (225) 578-1797

INTRO

THIS IS LSU

TIGERS

COACHES

REVIEW

PREVIEW

RECORDS

HISTORY

LSU

MEDIA

- INTRO
- THIS IS LSU
- TIGERS
- COACHES
- REVIEW
- PREVIEW
- RECORDS
- HISTORY
- LSU
- MEDIA**

**Print**

**Associated Press**

1001 Howard Avenue, Suite 200-A  
New Orleans, LA 70113  
SPORTS EDITOR: Mary Foster  
PHONE: (504) 523-3931  
FAX: (504) 586-0531  
E-MAIL: nrle@ap.org

**The Advocate**

P.O. Box 588  
Baton Rouge, LA 70821  
EXEC. SPORTS EDITOR: Butch Muir  
ASST. SPORTS EDITOR: Matt Randolph  
BEAT: Randy Rosetta  
PHONE: (225) 383-1111  
FAX: (225) 388-0318  
E-MAIL: sports@theadvocate.com  
WEB SITE: www.theadvocate.com

**Times-Picayune**

3800 Howard Avenue  
New Orleans, LA 70140  
SPORTS EDITOR: David Meeks  
SPORTS EDITOR: Peter Finney (columnist)  
ASST. SPORTS EDITOR: Doug Tatum  
BEAT WRITER: Jim Kleinpeter

PHONE: (504) 826-3405  
FAX: (504) 826-3401  
E-MAIL: sports@timespicayune.com  
KLEINPETER PHONE: (225) 769-9291  
WEB SITE: www.nola.com

**The Shreveport Times**

222 Lake Street  
Shreveport, LA 71130  
SPORTS EDITOR: Scott Ferrell  
PHONE: (318) 459-3300  
FAX: (318) 459-3301  
E-MAIL: sports@shreveporttimes.com  
WEB SITE: www.shreveporttimes.com

**Lake Charles American Press**

P.O. Box 2893  
Lake Charles, LA 70602  
SPORTS EDITOR: Scooter Hobbs  
PHONE: (337) 494-4069  
FAX: (337) 494-4036  
E-MAIL: sports@americanpress.com  
WEB SITE: www.americanpress.com

**Alexandria Daily Town Talk**

P.O. Box 7558  
Alexandria, LA 71301  
SPORTS EDITOR: John Marcase  
PHONE: (318) 487-6351  
FAX: (318) 487-6315  
E-MAIL: sports@thetowntalk.com  
WEB SITE: www.thetowntalk.com

**Monroe News-Star**

411 North Fourth Street  
Monroe, LA 71201  
SPORTS EDITOR: Nick Deriso  
PHONE: (318) 362-0267  
FAX: (318) 362-0273  
E-MAIL: nderiso@thenewsstar.com  
WEB SITE: www.thenewsstar.com

**Gannett News Services**

333 State Capitol Blvd.  
P.O. Box 44337  
Baton Rouge, LA 70804  
BEAT WRITER: Glenn Guilbeau  
PHONE: (225) 346-0921  
CELL: (225) 907-8701  
HOME: (225) 768-1931  
E-MAIL: ggulbeau@gannett.com

**Lafayette Daily Advertiser**

P.O. Box 3268  
Lafayette, LA 70502  
SPORTS EDITOR: Kevin Foote  
BEAT WRITER: Dan McDonald  
PHONE: (337) 289-6303  
FAX: (337) 289-6443  
E-MAIL: sports@theadvertiser.com  
WEB SITE: www.acadiananow.com

**Opelousas Daily World**

P.O. Box 1179  
Opelousas, LA 70570  
SPORTS EDITOR: Tom Dodge  
PHONE: (337) 942-4971  
FAX: (337) 948-6572  
E-MAIL: tomdodge@dailyworld.com  
WEB SITE: www.dailyworld.com

**Ruston Daily Leader**

212 West Park Avenue  
Ruston, LA 71270  
SPORTS EDITOR: O.K. Buddy Davis  
PHONE: (318) 255-4353  
FAX: (318) 255-4006  
E-MAIL: buddy@rustonleader.com

**Television**

**WAFB-TV (CBS Affiliate - Channel 9)**

844 Government Street  
Baton Rouge, LA 70802  
SPORTS DIRECTOR: Steve Schneider  
REPORTER: Jacques Doucet, James Verrett  
PHONE: (225) 215-4826  
FAX: (225) 379-7880  
E-MAIL: sports@wafb.com  
WEB SITE: www.wafb.com

**WBRZ-TV (ABC Affiliate - Channel 2)**

P.O. Box 2906  
Baton Rouge, LA 70821  
SPORTS DIRECTOR: Michael Cauble  
REPORTER: Andy Pepper  
PHONE: (225) 336-2361  
FAX: (225) 336-2347  
E-MAIL: sports@wbrz.com  
WEB SITE: www.theadvocate.com

**WVLA-TV (NBC Affiliate Channel 33)**

5220 Essen Lane  
Baton Rouge, LA 70809  
PHONE: (225) 766-3233  
FAX: (225) 768-9191  
WEB SITE: www.nbc33tv.com

**WWL-TV (CBS Affiliate - Channel 4)**

1024 No. Rampart Street  
New Orleans, LA 70116  
SPORTS DIRECTOR: Jim Henderson  
REPORTERS: Lee Zurik, Juan Kincaid  
PHONE: (504) 529-6291  
FAX: (504) 529-6472  
E-Mail: lzurik@wwltv.com  
WEB SITE: www.wwltv.com

**WDSU-TV (NBC Affiliate - Channel 6)**

846 Howard Avenue  
New Orleans, LA 70113  
SPORTS DIRECTOR: Rich Lenz  
REPORTER: Fletcher Mackle  
PHONE: (504) 679-0657  
FAX: (504) 679-0733  
E-Mail: rlenz@wdsu.com  
WEB SITE: www.wdsu.com

**WGNO-TV (ABC Affiliate - Channel 26)**

ITM Building  
New Orleans, LA 70112  
SPORTS DIRECTOR: Ed Daniels  
PHONE: (504) 619-6328  
FAX: (504) 619-6332  
E-Mail: Edaniels@tribune.com  
WEB SITE: abc26.trb.com

**WVUE-TV (FOX Affiliate - Channel 8)**

P.O. Box 13847  
New Orleans, LA 70185  
SPORTS DIRECTOR: Eric Clemons  
PHONE: (504) 483-1542  
FAX: (504) 483-1543  
WEB SITE: www.fox8live.com

**Radio**

**WDGL/WTGE (FM 98.1/107.3)**

(LSU Radio Network Flagship)  
P.O. Box 2231  
Baton Rouge, LA 70821  
PHONE: (225) 388-9898  
FAX: (225) 499-9800

**Louisiana Network**

263 Third Street, 5th Floor  
Baton Rouge, LA 70801  
Sports: Jeff Palermo  
PHONE: (225) 383-8788  
FAX: (225) 342-9950  
WEB SITE: www.la-net.net

**WJBO/WSKR (AM 1150/1210)**

P.O. Box 14061  
Baton Rouge, LA 70898-4061  
PHONE: (225) 231-1860  
FAX: (225) 499-9696  
WEB SITE: www.wjbo.com

**WWL (AM 870)**

1450 Poydras Street  
Suite 440  
New Orleans, LA 70112  
SPORTS TALK: Kenny Wilkerson,  
Bobby Hebert, Kaare Johnson  
PHONE: (504) 593-6376  
FAX: (504) 593-1850  
WEB SITE: www.wwl.com

**Specialty Media**

**Tiger Rag**

P.O. Box 496  
Baton Rouge, LA 70821-0496  
EDITOR/BEAT: Matt Deville  
PHONE: (225) 383-5271  
FAX: (225) 343-4785  
E-MAIL: matt@tigerrag.com  
WEB SITE: louisianastate.theinsiders.com

**Sports Monday**

P.O. Box 14825  
Baton Rouge, LA 70898  
HOST: Lee Feinswog  
PHONE: (225) 926-3256  
E-MAIL: lee@sportsbatonrouge.com  
WEB SITE: www.sportsbatonrouge.com

**Campus Services**

**LSU Daily Reveille**

Room 39, Hodges Hall, LSU  
Baton Rouge, LA 70140  
PHONE: (225) 578-8676  
FAX: (225) 578-1698  
E-MAIL: sports@reveille.stumedia.lsu.edu  
WEB SITE: www.lsureveille.com

**KLSU (FM 91.1)**

Hodges Hall, LSU  
Baton Rouge, LA 70894  
PHONE: (225) 578-5911  
FAX: (225) 578-1698  
WEB SITE: www.klsu.fm

**Tiger Television**

Hodges Hall, LSU  
Baton Rouge, LA 70894  
PHONE: (225) 578-8687  
FAX: (225) 578-1698  
WEB SITE: www.tigertv.net



**Alabama (205) 348-6084**

P. O. Box 870391  
Tuscaloosa, Ala. 35487-0391  
Fax: (205) 348-8841  
www.rolltide.com

Larry White, Assoc. AD/Media Relations  
Becky Hopf, Associate Director  
Barry Allen, Assistant Director  
Roots Woodruff, Assistant Director  
Corey Hoodjer, Assistant Director  
John Hayden, Assistant Director

**Arkansas (479) 575-2751**

Men's Department  
Broyles Athletic Center  
P. O. Box 7777  
Fayetteville, Ark. 72702  
Fax: (479) 575-7481  
www.hogwired.com

Kevin Trainor, Asst. AD/Sports Information  
Robby Edwards, Associate Director  
Josh Maxson, Assistant Director  
Stephanie Wetzel, Assistant Director

**Auburn (334) 844-9800/9701**

P. O. Box 351  
Auburn, Ala. 36831-0351  
Fax: (334) 844-9708/9807  
www.auburntigers.com

Kirk Sampson, Asst. AD/Media Relations  
Chuck Gallina, SID  
Mendy Nestor, Associate Director  
Dan Froehlich, Associate Director  
Brad Gust, Associate Director  
Hank Hager, Assistant Director  
Carol White, Assistant Director

**Florida (352) 375-4683, ext. 6100**

P. O. Box 14485  
Gainesville, Fla. 32604  
Fax (352) 375-4809  
www.Gatorzone.com

Steve McClain, Asst. AD/Sports Information  
Mary Howard, Asst. AD/Sports Information  
Kathy Cafazzo, Associate Director  
Fred Demarest, Associate Director  
Mike Vietti, Assistant Director  
John Hines, Assistant Director  
Zack Higbee, Assistant Director  
Heidi Johnson, Assistant Director

**Georgia (706) 542-1621**

P. O. Box 1472  
Athens, Ga. 30603  
Fax: (706) 542-9339  
www.georgiadogs.com

Claude Felton, Assoc. AD/SID  
Tim Hix, Associate Director  
Christopher Lakos, Associate Director  
Mike Mobley, Associate Director  
Kyle Harris, Assistant Director  
Tyler Sabo, Assistant Director  
Karlene Lawrence, Publications Coordinator

**Kentucky (859)257-3838**

Memorial Coliseum, Room 23  
Lexington, Ky. 40506  
Fax: (859) 323-4310  
www.ukathletics.com

Scott Stricklin, Asst. AD/Media Relations  
Tony Neely, Media Relations Director  
Susan Lax, Associate Director  
Mandy Polley, Assistant Director  
Matt Steinke, Assistant Director  
Scott Dean, Assistant Director  
Amy Ratcliff, Assistant Director

**LSU (225) 578-8226**

P. O. Box 25095  
Baton Rouge, La. 70894  
Fax: (225) 578-1861  
www.LSUsports.net

Michael Bonnette, Assistant AD/SID  
Kent Lowe, Sr. Associate Director  
Laurie Cannon, Associate Director  
Bill Franques, Associate Director  
Brian Miller, Associate Director  
Melissa Reynaud, Assistant Director  
Jason Feirman, Publications Director  
David Hurd, Graphic Design Coordinator  
Peter Hoang, Graphic Design Coordinator

**Ole Miss (662) 915-7522**

P. O. Box 217  
University, Miss. 38677  
Fax: (662) 915-7006  
www.OleMissSports.com

Langston Rogers, Sr. Assoc.  
AD/Media Relations  
Kim Ling, Associate Director  
Kyle Campbell, Associate Director  
Katy Lonergan, Assistant Director  
Bill Burting, Assistant Director

**Mississippi State (662) 325-2703/0540**

P. O. Box 5308  
Mississippi State, Miss. 39762  
Fax: (662) 325-2563/3654  
www.msstate.edu/athletics

Mike Nemeth, Assoc. AD/Media Relations  
John R. Cade, Asst. AD/Media Relations  
David Rosinski, Associate Director  
John R. Cade, Assistant Director  
Joe Dier, Assistant Director  
Laura Goodyear, Assistant Director  
Todd Anderson, Assistant Director  
Joe Galbraith, Assistant Director

**South Carolina (803) 777-5204**

Rex Enright Athletic Center  
Columbia, S. C. 29208  
Fax: (803) 777-2967  
www.uscsports.com

Steve Fink, Director  
Michelle Schmitt, Asst. AD/Special Events  
Gavin Lang, Assistant Director  
Andrew Kitick, Assistant Director  
Ayanna Wakefield, Assistant Director  
Noelle Orr, Assistant Director  
Christy Lang, Publications

**Tennessee (865) 974-1212**

Men's Department  
P. O. Box 15016  
Knoxville, Tenn. 37901  
Fax: (865) 974-1269  
www.utsports.com

Bud Ford, Assoc. AD/Media Relations  
Craig Pinkerton, Associate Director  
John Painter, Associate Director  
Tom Satkowiak, Assistant Director  
Tom Mattingly, Dir. of Special Publications

**Vanderbilt (615) 322-4121**

P. O. Box 120158  
Nashville, Tenn. 37212  
Fax: (615) 343-7064  
www.vucommodores.com

Rod Williams, Assoc. AD/Communications  
Larry Leathers, Assistant Director  
Andre Foushee, Assistant Director  
Thomas Samuel, Assistant Director  
Chris Weinman, Assistant Director

**SEC (205) 458-3010**

2201 Richard Arrington  
Boulevard North  
Birmingham, Ala. 35203  
Fax: (205) 458-3030  
www.secsports.com

Charles Bloom, Associate Commissioner  
Tammy Wilson, Associate Director  
DeWayne Peevy, Assistant Director  
Chuck Dunlap, Assistant Director  
Eric Saninocencio, Intern

INTRO

THIS IS LSU

TIGERS

COACHES

REVIEW

PREVIEW

RECORDS

HISTORY

LSU

MEDIA

- INTRO
- THIS IS LSU
- TIGERS
- COACHES
- REVIEW
- PREVIEW
- RECORDS
- HISTORY
- LSU
- MEDIA



**Michael Bonnette**  
**Assistant Athletics Director/  
 Sports Information**  
 mbonnet@lsu.edu

Michael Bonnette enters his fifth year as LSU's Sports Information Director and second as an assistant athletic director after being promoted to his current position in July of 2004. Bonnette was originally elevated to Sports Information Director in August of 2000. As Sports Information Director, Bonnette serves as the chief contact for LSU's national champion football team as well as overseeing all publicity activities for the 20 sports sponsored by the Athletic Department.

The 35-year-old Bonnette, who served as an Associate Sports Information Director for seven years, is in his 11th year with the LSU Athletic Department.

The Lake Charles, La., native has been around the sports media relations profession his entire life as he is the son of longtime McNeese State Sports Information Director Louis Bonnette. His brother Matthew Bonnette is the Assistant Sports Information Director at Northwestern State University in Natchitoches.

Bonnette, who is a 1993 graduate of LSU, serves as vice president for SIDs of the Louisiana Sports Writer's Association. He is married to the former Robin Arnaud of Opelousas, La., and the couple has two sons, Peyton (7) and Grant (6).



**Laurie Cannon**  
**Associate SID**  
 lcannon@lsu.edu

Laurie Cannon enters her fourth year at LSU as associate SID in charge of track and field and gymnastics. In addition, assists in game management for LSU's seven home football games.

A 2000 graduate of Utah State, Cannon earned a bachelor of arts degrees in business administration and exercise science. At her alma mater, Cannon served one year as an assistant media relations director and one year as a media relations student assistant. Her duties at USU included serving as the primary contact for the Aggies' gymnastics, softball and women's soccer programs.

While a student at Utah State, Cannon was a four-year letterwinner for the Aggies' nationally ranked gymnastics team. She served as team captain during her junior and senior seasons. Cannon is a native of Carmichael, Calif.



**Bill Franques**  
**Associate SID**  
 wfranqu@lsu.edu

Bill Franques works as the baseball program's media relations director, and he serves as managing editor of LSU's football, men's basketball and baseball GAMEDAY publications.

The LSU baseball media guide, written and edited by Franques, has twice been named best in the nation by the College Sports Information Directors of America. His baseball brochures have finished among the top six in the USA in 10 of the past 12 seasons.

Franques is the Alex Box Stadium public address announcer, and he is the radio color analyst on LSU Sports Network broadcasts of baseball road games. In addition, he is the producer and co-host of LSU Sports Journal, a monthly television program featuring LSU sports personalities.

Franques also worked from 1997-2000 as the LSU baseball administrative assistant. His duties included coordinating team and recruiting travel, organizing fund-raising events and booster club meetings, and overseeing office operations.

Franques received a bachelor of arts degree from LSU in 1985. The Lafayette, La., native is married to the former Yvette Lemoine of Bunkie, La., and they have three children -- William Paul, Jr. (4), Benjamin Lewis (3) and Madeline Lemoine, born November 20, 2004.



**Kent Lowe**  
**Senior Associate SID**  
 clowe@lsu.edu

A member of the LSU Sports Information staff since August 1988, Kent Lowe was appointed senior associate SID in August 2000. He serves as the primary media contact for the LSU men's basketball team and women's golf team. Lowe also coordinates the annual Louisiana High School All-Star events held on the LSU campus.

His voice is also well known as the color analyst on home women's basketball and softball broadcasts on the LSU Sports Network and for the past 12 years has written a weekly bowling column for The (Baton Rouge) Advocate.

Lowe, 47, came to LSU from Louisiana Downs where he served as publicity director for the Bossier City, La., racetrack.

Lowe is a member of CoSIDA and presently serves as vice-president of the Louisiana Sports Writers Association. Lowe, a native of Shreveport, is a 1979 graduate from LSU-Shreveport. He earned his masters degree at LSU in 1982.



**Brian Miller**  
**Associate SID**  
 bmliller@lsu.edu

Brian Miller enters his fourth year at LSU as an associate SID after spending three years in the same capacity at Auburn University.

Miller, 32, is the secondary contact for football and the primary contact for LSU's nationally-ranked women's basketball team. He will also assist in the publicity of all other LSU sports. His 2002-03 LSU women's basketball media guide was named "Best in the Nation" by CoSIDA out of 112 Division I entries.

Miller graduated from Northeastern University in Boston, in 1996 with a degree in broadcast journalism and began his career in sports information at NU as a student assistant in charge of the publicity of the Huskies' baseball program.

Miller spent one year at Florida Atlantic University as an assistant SID after graduation before spending three years at Louisiana Tech University, two as an assistant (1996-98) and one as the director (1999).

Miller is married to the former Stacey Hill of Mangham, La., and the couple has two sons, Trey (4) and Cody (1).



**Melissa Reynaud**  
**Associate SID**  
 mreynaud@lsu.edu

Melissa Reynaud enters her fifth year on the LSU sports information staff as Associate SID in charge of the nationally recognized softball program. She is also in her fourth season as the primary contact for the women's volleyball program.

Her 2005 softball media guide was ranked second in the nation after her 2004 softball guide was judged third in the nation and volleyball guide finished seventh nationally.

Reynaud, a 29-year-old Marksville, La., native, is a 1997 graduate of LSU in mass communications and earned her master's degree in sports administration from Northwestern State in Natchitoches in 1999. Prior to coming to LSU, Reynaud was the assistant SID at Northwestern State and worked as an intern at Ole Miss.



**Pat Fredericks**  
**Administrative Secretary**  
 pbfred@lsu.edu

**SPORTS INFORMATION STUDENT WORKERS**

Kate Doll	Eric Maxwell	Will Stafford
Caroline Domecq	Brianne Mickels	Melissa Stoltz
Ragan Gainey	Alex Restrepo	Ben Wright
Bill Martin	Jeff Schneider	



**Steve Franz**  
**Photography Coordinator**  
 sfranz2@lsu.edu

Steve Franz joined the LSU athletics department in July of 1998 after being around the Tiger sports scene for years.

Prior to joining LSU athletics, the New Orleans native served as photographer for the independent Tiger Rag magazine for five years. Franz was also a photographer for United Press International covering some of the area's major political events, Presidential visits, the New Orleans Saints and the NCAA men's and women's Final Fours in New Orleans.

Franz, 34, has had his pictures published in several national magazines, including Sports Illustrated and The Sporting News. He's a 1993 graduate of LSU.



**Jason Feirman**  
**Publications Director**  
 jfeirma@lsu.edu

Jason Feirman is in his sixth year as the director of all of LSU's athletics publications. His responsibilities include the production of media guides, posters, schedule cards, advertising campaigns and various other design projects for all 20 varsity sports.

Feirman also oversees the design of outdoor signage on LSU Athletics facilities.

Feirman has coordinated over 30 media guides that have finished among the top in the nation of the annual CoSIDA publications contest. In 2002-03 the LSU women's basketball media guide was named "Best in the Nation" by CoSIDA out of 112 Division I entries. In 2004-05 his men's basketball advertising campaign was awarded a Gold ADDY. The campaign also won a "Best of the Best" national honor from the National Association of Collegiate Marketing Administrators (NACMA), including a first-place in the Best Single-Day Newspaper Display Ad.

Feirman, 27, received a bachelor's of arts degree from LSU in December of 2000. The Metairie, La. native, is married to the former Rachael Cluck.



**David Hurd**  
**Graphic Design Coordinator**  
 dhurd1@lsu.edu

David Hurd is in his third year as graphic design coordinator for LSU Athletics. His responsibilities include assisting in the design and production of all athletics publications.

Hurd designed the 2003-04 LSU men's tennis poster that placed sixth in the nation in the annual CoSIDA publications contest. The poster was one of 65 entries for all Division I sports.

Prior to earning his bachelor's degree in graphic design in May, 2003, Hurd, 27, worked as a student assistant in the LSU athletics department for three years.

Hurd, a Metairie, La., native, is a graduate of Archbishop Rummel High School. He and his wife, the former Kathy Lagarde, have one daughter Elizabeth Catherine (1).



**Peter Hoang**  
**Graphic Design Coordinator**  
 phoang2@lsu.edu

Peter Hoang is in his first year as graphic design coordinator for the LSU Athletics Department. His responsibilities include assisting in the design and production of all publications for the athletics department as well as working with the Tiger

Athletic Foundation.

Hoang, 24, worked as a student assistant in the LSU athletics department for one year prior to earning his bachelor's degree in graphic design in May, 2005.

He is a Thibodaux, La. native, and a graduate of H.L. Bourgeois High School.

INTRO
THIS IS LSU
TIGERS
COACHES
REVIEW
PREVIEW
RECORDS
HISTORY
LSU
MEDIA



Inside LSU Basketball with John Brady returns this season as the primary source for Tiger basketball news.



### Inside LSU Basketball With John Brady

Inside LSU Basketball with John Brady returns this season as the primary source for Tiger basketball news. Jim Hawthorne will serve as host, joining LSU head coach John Brady to provide detailed game highlights, in-depth analysis and profiles of the 2004-05 Tigers.

The show also features a different "inside" aspect of the basketball program each week. For the second straight year, the show will be shot following the Saturday SEC game, allowing fans the most extensive up-to-date highlights of LSU games.

Inside LSU Basketball with John Brady is syndicated weekly during the season throughout all major markets in the state of Louisiana by LSU Sports Properties. In addition, the show can be viewed in its entirety in the Geaux Zone of LSU's official athletic department web site, LSUsports.net.

Inside LSU Basketball debuts Dec. 11 and will continue throughout the season with the last show airing on March 5 (There will be no show on January 1). Check local listings for air times as well as the affiliates that Inside LSU Basketball with John Brady can be viewed.

### Inside LSU Basketball Affiliates

<b>Baton Rouge</b>		
WBRZ-TV	Ch. 2 (ABC)	Sundays, 10:35 p.m.
Cox	Ch. 4	Mondays, 9:30 p.m.
<b>Alexandria</b>		
KLAX-TV	Ch. 31 (ABC)	Sundays, 10:30 p.m.
<b>Lafayette</b>		
KLAF-TV	Ch. 17 (UPN)	Sundays, 10:30 p.m.
<b>Monroe</b>		
KNOE-TV	Ch. 8 (CBS)	Sundays, 11:00 p.m.
<b>New Orleans</b>		
WGNO-TV	Ch. 26 (ABC)	Sundays, 11:30 p.m.
<b>Shreveport</b>		
KSHV-TV	Ch. 45 (UPN/WB)	Saturdays, Noon
<b>Lake Charles</b>		
KPLC-TV	Ch. 7 (ABC)	Mon./Tues., 4:00 a.m.
<b>Morgan City</b>		
KWBJ-TV	Ch. 39 (Ind)	Sundays, 9:00 p.m.
<b>COX Sports television</b>		
	Regional	Wednesdays, 6:30 p.m.
	(Check local listings)	Thursday, 5:00 p.m.



**Kevin Wagner**  
Director of Television

Kevin Wagner, LSU's Director of Television, is the executive producer/director for LSU's four major coaches' television shows featuring football coach Les Miles, men's basketball coach John Brady, women's basketball coach Pokey Chatman and baseball coach Smoke Laval. He oversees all television projects associated with the LSU Athletics Department, including the coordination of LSU's video scoreboards in Tiger Stadium and the Pete Maravich Assembly Center.

Wagner, 49, was promoted to Assistant AD/Television in August, 2003 after joining LSU as assistant coordinator in August of 1989. He served as Coordinator of Electronic Media/Television for eight years prior to his most recent promotion.

A 1980 graduate of LSU in broadcast journalism, Wagner was a four-year Tiger letterman in diving (1975-79), earning All-Southeastern Conference honors in 1979 on the three-meter springboard.

A native of Houston with 27 years of experience as a television producer, Wagner and his wife Karen have two daughters, Allyson (25), and Jennifer (23), a granddaughter, Kaleigh Ryan, and a grandson, William Conner.



**John Schiebe**  
Manager of Television

John Schiebe begins his 12th year as chief assistant in the television department. He came to LSU in August of 1994 from the University of Mississippi where he served as post-production supervisor in the Teleproductions Center. He was there for one-and-a-half years.

Schiebe served as a production assistant in Educational Television Services at Oklahoma State from 1984 through 1987 before becoming a producer/director in Agricultural Communications at OSU from 1987 until 1993 when he joined Ole Miss.

A 1986 graduate of Oklahoma State, he was born in Minneapolis, Minn. and attended high school in Oxford, Miss.

Schiebe, 44, is married to the former Mollie Clements of Memphis, Tenn., and they have two children, Tom, 17, and Pat, 16, both members of the 2004 1A state champion football team at the Dunham School in Baton Rouge.



**Paul Danna**  
Television Producer

Paul Dana returned to LSU as a producer within the television department after serving a two-year stint at ESPN in Bristol, Conn.

Before working for ESPN, Danna served as a full-time television producer at LSU for two years (1999-2000) and was involved with production of LSU programming since 1991 when he was a student at the university.

Danna, 33, worked as a student assistant in the Electronic Media Department from 1991-95 before working for local television station WBRZ, first in the production department and later as a news editor.

He freelanced for various sports production companies for three years, most notably during the 1997 and 1998 seasons as a member of the ESPN College Gameday crew which traveled to various football stadiums around the country prior to games.

Danna, known as "Speedy" throughout the LSU Athletic Department, graduated from LSU in 1995 with a bachelor's degree in mass communications. He married the former Susan Marlowe in July of 2004.

- INTRO
- THIS IS LSU
- TIGERS
- COACHES
- REVIEW
- PREVIEW
- RECORDS
- HISTORY
- LSU
- MEDIA



**The John Brady Show, Presented By Whitney Bank**

The John Brady Show, presented by Whitney Bank, a weekly one-hour radio program each Monday night returns for the 2005-06 season. It is designed to give Tiger fans a chance to visit both live and by phone with LSU Coach John Brady.

The show will once again be hosted by "The Voice" of LSU Athletics, Jim Hawthorne, and will be broadcast this year from Walk-On's Bistreaux at the corner of Nicholson and Burbank, just off the LSU campus.

Fans have the opportunity to come out and watch the show and ask Coach Brady questions in person. There is also a call-in segment which features questions from listeners on the LSU Sports Radio Network and in the Geaux Zone of LSUsports.net.

The first show begins on Nov. 28 at 7 p.m. and continues every Monday through the end of the regular season with the exception of the week of Dec. 19 when there will be no broadcast because of game conflicts.



**Jim Hawthorne**  
Director of Broadcasting

Hawthorne begins his 26th season of LSU basketball play-by-play and in his LSU broadcasting career has called the action from two Final Fours, 13 College World Series in baseball (including the 1991, 1993, 1996, 1997 and 2000 National Championship games) and 10 football Bowl games, including the 2003 National Championship game.

A 40-year play-by-play veteran with Northwestern State football, basketball and baseball, Centenary basketball, Texas League baseball and World Football League broadcasts also among his credentials, Hawthorne is married to the former Juanita Carol Thomason of Anacoco and has one son, Joseph William, two daughters, Jaime Lynn and Amanda Ruth, and two grandchildren.

**Kevin Ford**  
Broadcast Host/Analyst

Ford is in his 18th year with the LSU Sports Radio Network, hosting the network's basketball pregame, halftime and postgame shows, as well as game analyst.

While at LSU, he served as the broadcast booth statistician and pregame reporter for football broadcasts. He is in his 12th year as football host of pre-game, half-time and post-game shows.

Ford was employed in the Electronic Media Department as a student worker until his graduation. He received a Bachelor of Arts degree in Broadcast Journalism in December of 1991. He currently hosts the national program "Geaux Fishing" which airs on The Outdoor Channel.

**The History**

The LSU Sports Radio Network, in its 18th year of in-house operation, will continue to provide LSU basketball games to a large audience. Anchored by two 50,000-watt clear channel affiliates and three 100,000 watt FM stations, LSU Fighting Tiger Basketball will be distributed by satellite throughout the South from the broadcast studios on the fifth floor of the athletic department building.

The LSU Sports Radio Network is one of the most diverse and progressive college radio networks in the country, utilizing an in-house radio studio to originate over 140 live events in football, men's and women's basketball, baseball and softball. Eagle 98.1 FM is the flagship station for men's sports with WTGE FM (107.3 FM) serving as a flagship for women's sporting events and call-in shows. LSU has moved to the forefront in publicizing it's women's sports on radio. In addition to live events, network programming also includes a weekly live coach's show for football, men's and women's basketball and baseball.

**2005-06 Network Affiliates (projected)**

CITY	CALL LETTERS	FREQUENCY
ALEXANDRIA	KSYL AM	970 Khz
BATON ROUGE	WDGL FM	98.1 Mhz
BOGALUSA	WBOX AM	920 Khz
BOGALUSA	WBOX FM	92.9 Mhz
EUNICE	KEUN AM	1490 Khz
FERRIDAY	KFNV AM	107.1 Mhz
HATTIESBURG, MISS.	WHSY AM	950 Khz
HOUMA	KCIL FM	107.5 Mhz
JENA	KJNA FM	102.7 Mhz
LAFAYETTE	KPEL FM	105.1 Mhz
LAKE CHARLES	KKGB-FM	101.3 Mhz
LEESVILLE	KJAE FM	93.5 Mhz
MANY	KWLV FM	107.1 Mhz
MCCOMB, MISS.	WHNY AM	1250 Khz
MONROE	KNOE FM	101.9 Mhz
NATCHEZ, MISS.	KFNV-FM	107.1 Mhz
NATCHITOCHE	KZBL FM	95.9 Mhz
NEW ORLEANS	WWL AM	870 Khz
RUSTON	KPCH FM	97.7 Mhz
SHREVEPORT	KWKH AM	1130 Khz
VICKSBURG, MISS.	WBBV FM	101.3 Mhz
VILLE PLATTE	KVPI AM	1050 Khz



# LSUsports.net

THE OFFICIAL WEB SITE OF LSU ATHLETICS

LSUsports.net - Home  
http://www.lsusports.net/SportSelect.dbml?DB\_OEM\_ID=5200&KEY=&SPID=2166&SPSID=... Google

**LSUsports.net** THE OFFICIAL WEB SITE OF LSU ATHLETICS  
TICKETS >> | SHOP >>

COX SCOREBOARD | Golf (Men's): - 577 (+1)- vs. Gary Koch/Cleveland Golf Invitational (Day 1) - Troutman-Led Golf in Fourth <<||>>

Teams | Schedules | Tickets | Fan Zone | Multimedia | Facilities | Departments | Links | Shopping | Katrina Relief

News | Schedule | Roster | Coaches | Statistics | Standings | Media Guide | Facilities | Camps | Seating Chart

search

## Basketball (Men's)

John Brady  
HEAD COACH

Maravich Center  
FACILITIES >>

LSU  
MEDIA GUIDE >>

LSU Basketball (Men's) Lagniappe  
▶ Live Stats  
▶ Prospectus  
▶ AP Top 25  
▶ ESPN/USA Today Coaches Top 25  
▶ RPI Rankings  
▶ Tigers in the NBA  
▶ Media Only

LINKS

Sunny Temp: 68° F FORECAST WEATHER

The 2005-06 men's basketball team poses for a team picture.  
**Brady Looks Ahead at 2005-06 Men's Basketball Season**  
Basketball (Men's) (10/12/2005)  
BATON ROUGE -- The LSU Tigers media day was held Wednesday in preparation for the 2005-06 season. The team makes its official debut on Friday night at the "Party at Pete's Palace" following the 6 p.m. volleyball game between LSU and Mississippi State at the Maravich Center.  
MORE >>

Want to Shoot Against Seimone and Darrel? Join the 'Party' Friday

Friday's 'Party' to Include Unique Slam Dunk Competition

Brady Looks Ahead at 2005-06 Men's Basketball Season

GEAUXZONE CLUSIVE

THIS FRIDAY  
PARTY AT PETE'S PALACE  
VOLLEYBALL VS. MISSISSIPPI STATE  
BASKETBALL FAN FEST & GAMES

Go to "http://www.lsusports.net/AdMonitor.dbml?SPSID=27826&SPID=2166&PALBID=2283&DB\_LANG=C&DB\_OEM\_ID=5200&MONITOR\_AD\_ID=5429"

**GEAUXZONE**  
CLUSIVE

WATCH LIVE VIDEO OF LSU MEN'S BASKETBALL  
LIKE NEVER BEFORE WITH YOUR PREMIUM MEMBERSHIP

**GEAUXZONE** FEATURES  
CLUSIVE

- ▶ Live streaming internet video of select 2005-06 LSU Men's Basketball home games
- ▶ Live streaming internet audio of all Men's Basketball games
- ▶ On-demand audio and video Men's Basketball interview and highlights
- ▶ **LSU On-the-Geaux eNews**  
Get the latest on Men's Basketball directly to your cell phone or wireless device

**LSUsports.net** FEATURES

- ▶ The most up-to-the-minute news and notes on LSU Men's Basketball
- ▶ Live statistics from all home games
- ▶ Online Men's Basketball ticket sales
- ▶ The latest exciting promotions for LSU Men's Basketball
- ▶ Feature articles, fan polls, statistics, rosters, schedules and much more!




Maj. Gen. R. G. Richard,  
USMC (Ret.)  
Chief Executive Officer

The Tiger Athletic Foundation (TAF) is a private, nonprofit foundation dedicated to supporting LSU and its Athletic Program. The Foundation is administered by its own board of directors, comprised of TAF donors, which meets quarterly. Officers of the corporation are elected bi-annually.

Louisiana State University has a proud athletic tradition, highlighted by scores of Southeastern Conference and NCAA championships in more than 20 men's and women's varsity sports. Thanks to generous private-sector contributions, the Tiger Athletic Foundation continues to play an integral role in sustaining that outstanding tradition. As the central fund-raising organization in support of LSU athletics, TAF's mission is clear - to lead the university in building a comprehensively superior athletic program.

Unrestricted contributions to the Tiger Athletic Foundation benefit every athlete and team at LSU through scholarship and academic awards, as well as through the construction and maintenance of athletic facilities. These projects, large and small, chart the unmistakable course to excellence. And it is the shared vision of alumni and friends of LSU that are making them a reality.



## WHO IS TAF?

### A donation to the Tiger Athletic Foundation assists in its programs of support for LSU Athletics.

- The TAF is made up of average Tiger fans who make donations to help fund the mission of Tiger Athletics.
- Nearly two-thirds of TAF's members have donated less than \$1,000 in their lifetime to TAF.
- Less than 1% of TAF's members have donated over \$100,000 in their lifetime to TAF.
- Approximately half of TAF's members are football season ticket holders.
- TAF's membership is 14,000 strong and growing.

- Funding scholarships for LSU's student-athletes.
- Funding the construction and renovation of facilities and the purchase of equipment to provide Tiger student-athletes with the best possible opportunity to compete at a national level.
- Funding support for facilities and programs to enhance the academic opportunities for student-athletes.
- Providing support to assure the best possible coaching and support staffs are in place to lead the LSU athletics program.

## \$1 MILLION-PLUS PROJECTS

### Eastside Expansion of Tiger Stadium - \$50 Million

The TAF financed an eastside expansion that added over 11,000 seats to Tiger Stadium and moved it up among the five largest on-campus stadiums in America. The eastside expansion not only created 70 Tiger Den suites to the stadium, it has provided over 300,000 more fans the opportunity to see LSU football since the expansion was opened in 2000.

### Cox Communications Academic Center for Student-Athletes - \$12 Million

The TAF provided LSU with unquestionably the most advanced academic facility in America for its student-athletes. By renovating LSU's old Gym Armory, the TAF allowed LSU to make the emphatic statement that the academic welfare of its student-athletes is its foremost priority. Opened in 2002.

### Scoreboards in Tiger Stadium, Assembly Center, Outdoor Track - \$5.2 Million

The TAF added to fan enjoyment in LSU's major athletics facilities by purchasing state-of-the-art video scoreboards in 1998.

### Lawton Squad Room - \$1.2 Million

The TAF funded the construction of a squad meeting room attached to Tiger Stadium for use by LSU's athletics teams. Prior to the construction of the Lawton Squad Room, there was no one place in LSU's athletics complex where the entire football team could meet and view instructional and motivational video presentations. Opened in 1997.

### Football Operations Center - \$15 Million

The TAF has built a stand-alone Football Operations Center in which all facets of the national champion Tiger football program will be under one roof. The building includes locker rooms, meeting rooms, coaches offices, video operations, a training room and strength facility.

### Mike the Tiger's Habitat - \$3 Million

LSU's legendary live mascot has a new home, thanks to the TAF. This new habitat provides Mike with a new 15,000-square foot environment with lush planting, a landmark size Live Oak tree, a beautiful waterfall and a stream evolving from a rocky backdrop overflowing with plants and trees. It is one of the finest live tiger habitats in America.

### Westside Renovation of Tiger Stadium - \$60 Million

The TAF is currently renovating the Westside of Tiger Stadium in order to provide 3,200 new club seats and a new press box. The new club seats will provide additional revenue for the athletics program to invest in future facility projects.

## Westside Renovation of Tiger Stadium



Eastside Expansion of Tiger Stadium



Scoreboard in Tiger Stadium



Lawton Squad Room



Football Operations Center



Mike the Tiger's Habitat



INTRO
THIS IS LSU
TIGERS
COACHES
REVIEW
PREVIEW
RECORDS
HISTORY
LSU
MEDIA



the exclusive marketing and multi-media rights partner for **LSU** Athletics.

LSU Sports Properties provides a single-source outlet, integrating sponsorship opportunities to deliver corporate partnership programs across all of LSU Athletics' marketing platforms for the family of loyal corporate and media partners of LSU Athletics.

Our services include the development, management and sale of a wide range of new and exciting marketing initiatives, including radio, television, print, internet, on-premise signage, event marketing, retail promotions, and premium hospitality.

FOR MORE INFORMATION REGARDING SPONSORSHIP OPPORTUNITIES WITH LSU ATHLETICS, PLEASE CONTACT:

LSU Sports Properties  
P.O. Box 25095  
Baton Rouge, LA 70894

Ward Wyatt  
Director of Sales  
225.578.7169  
225.578.6565 fax  
wyatt@lsu.edu

**CHASE** 

