

2Quick Facts
32004-05 Sched., 2003-04 Results
42004-05 Rosters
5Roster Breakdown
6LSU Athletic Directory

This is LSU 7

8John Brady Basketball
10Academic Center for Student Athletes
14Campus Life
18Giving Back/CHAMPS
19Career Development
20City of Baton Rouge
21State of Louisiana
22Maravich Center
26National Spotlight
28Locker Room
29Deumite-McKay Squad Room
30Strength and Conditioning
32Dr. Broussard Training Center
34Jack and Priscilla Andonie Museum
36Championship Basketball
38Tigers in the NBA
40Retired Jerseys
41LSU Greats
42Prominent LSU Alumni
44Athletic Facilities
46LSU Basketball and Louisiana
47The Southeastern Conference
48Tiger Girls/Cheerleaders

The Tigers 49

50Player Outlook
52Brandon Bass
54Antonio Hudson
57Darnell Lazare
58Regis Koundjia
60Josh Maravich
61Ross Neltner
62Tack Minor
64Darrel Mitchell
67Paul Wolfert
68Xavier Whipple
71Glen Davis, Garrett Temple
72Tyrus Thomas, David Fleshman
73Returning Player Stats vs. Opp.
742004-05 TV/Radio Roster

Coaches 75

76Coaches of the SEC Era
77Coaching Records
78Head Coach John Brady
86Associate Coach Butch Pierre
87Asst. Coach Nikita Johnson
88Asst. Coach John Treloar
89Scott Soprych/Support Staff
90Strength and Conditioning
91Basketball Trainer Drew Shea
92Sixth Man Club

Review 93

942003-04 Review
96Box Scores
1002003-04 Team Statistics
1012003-04 Scoreboard
1022003-04 Superlatives
103Game-by-Game Team Statistics
104Starting Lineups
105Senior Farewell

106NCAA Statistics
107SEC Review
108SEC Postseason Honors
109SEC Team Statistics
110SEC Individual Statistics

Preview 111

112Tulane, La. Tech, La. Lafayette/Tourn. Bracket
113Florida State/Nokia Sugar Bowl
114Houston, Mcneese, UNO Northwestern State
115Ohio St., Southern Miss, Utah, West Va.
116SEC Office
117SEC Television Schedule
118Alabama/Arkansas
119Auburn/Florida
120Georgia/Kentucky
121Ole Miss/Mississippi State
122South Carolina/Tennessee
123Vanderbilt/2004-05 Opp. Series
124SEC Tournament
1262005 Post Season, Travel Plans

Records 127

128School Records
131Misc. Records/Stat Trends
133PMAC Records
134Career Records
135Individual Single-Season Records
136Yearly Leaders
138Individual Single-Game Records
1391,000 Point Club
143500 Rebounds Club
145Team Single Season Records
146Records by Class
147Opponent Game Highs
148Opponent Season Highs
14960-50-40-30 Clubs
152SEC Stat Leaders
153NCAA Stat Leaders
154SEC Tournament Records
155NCAA Tournament Records
156NIT Records

History 157

158Yearly Records/Milestones
159Home/Road/Neutral
160Year-by-Year Results
170Championship Teams
172Opponent Series
182Record vs. Conference
183SEC Championships
184LSU in the Post Season
186LSU in the AP Poll
190Brady Era Statistics
191LSU on TV
192100 Point Games
193Overtime Games
194Maravich Assembly Center
1971935 Team
198First Team All-Americans
203Coach Harry Rabenhorst
204Coach Dale Brown
205All-SEC
208Hall of Fame/LABC Awards
210LSU by the Numbers
212Lettermen



LSU 215

216History of LSU
218Board of Supervisors
219President Jenkins/Ken Carpenter
220Athletics Director Skip Bertman
221Athletic Administration
223Athletic Staff History
224LSU Athletics

Media 227

228Media Guidelines
230Media List
231SEC SID Office
232LSU SID Office
233Electronic Media
234Inside LSU Basketball
235LSU Sports Network
236Tiger Sportsline
237Corporate Sponsors
238Tiger Athletic Foundation
240LSUsports.net

CREDITS

The 2004-2005 LSU Men's Basketball Media Guide is a production of the LSU Sports Information Office.

EDITOR Kent Lowe
LAYOUT & DESIGN David Hurd
PUBLICATIONS DIRECTOR Jason Feirman
PRODUCTION ASSISTANT Annie Martin
Peter Hoang

ASSISTANT EDITORS
Michael Bonnette, Bill Franques,
Brian Miller, Laurie Cannon,
Melissa Reynaud, Will Stafford

PHOTOGRAPHY
Steve Franz, Brian Crain, Jim Zeitz,
Prather Warren, Bill Feig, Michael Hebert, Buff Daniel,
Musemeche Photography, Gabe Jumonville, Jason Feirman, Dennis Hodges, NBA Photos (Andrew Berstein, Sam Forenich, Glenn James, Kim Stallknecht, Steve Waltman, Jeff Vinnick)

PRINTING
EBSCO Media - Birmingham, Ala.

Quick Facts



HOW TO CONTACT THE TIGERS

Athletic Department
(225) 578-8001

LSU Sports Information
(225) 578-8226

LSU Sports Information Fax
(225) 578-1861

C. Kent Lowe's Home
(225) 761-1734

C. Kent Lowe's e-mail address
clowe@lsu.edu

Michael Bonnette's Home
(225) 923-2426

LSU Basketball Office Phone
(225) 578-8217

LSU Basketball Office Fax
(225) 578-1293

LSU Website
www.LSUsports.net



LSU Men's Basketball Coaching Staff

NAME	POSITION	ALMA MATER	YEAR AT LSU
John Brady	Head Coach	Belhaven, '76	8th
Butch Pierre	Associate Head Coach	Mississippi State, '84	8th
Nikita Johnson	Assistant Coach	West Georgia, '89	1st
John Treloar	Assistant Coach	Belhaven, '79	1st
Scott Soprych	Administrative Assistant	Indiana, '93	1st

ABOUT LSU

UNIVERSITY

LOCATION:Baton Rouge, La.
FOUNDED:1860
ENROLLMENT:31,582
NICKNAME:Tigers or Fighting Tigers
COLORS:Purple & Gold
PRINT SPECIFICATIONS:Purple-PMS 268, Gold-PMS 123
MASCOT:Mike V (live Bengal tiger)
ARENA:Pete Maravich Assembly Center
CAPACITY:14,164
YEAR OPENED:1972
PLAYING FLOOR:Portable Wood
CONFERENCE:Southeastern (Western Division)
BAND:Bengal Brass Basketball Band

BASKETBALL FACTS

HEAD COACH:John Brady
ALMA MATER/YEAR:Belhaven '76
CAREER RECORD:209-169
YEARS AS HEAD COACH:entering 14th year
RECORD AT LSU:120-92
YEARS AT LSU:entering 8th year
2004 RECORD:18-11; 8-8 in SEC; 1st round NIT

UNIVERSITY ADMINISTRATION

PRESIDENT:Dr. William L. JenkinsPretoria '58
FACULTY REP:Ken CarpenterOklahoma '62

ATHLETIC DEPARTMENT

ATHLETIC DIRECTOR:Stanley "Skip" BertmanMiami '61
SR. ASSOCIATE AD:Dan KadakovichIndiana (Pa.) '80
ASSOC. AD/SWA:Judy SouthardCoker '70
ASSOC. AD/OPERATIONS:Verge AusberryLSU '90
ASSOC. AD/INTERNAL RELATIONSBo BahnsenLSU '82
ASSOC. AD/BUSINESS:Mark EwingLSU '78
ASSOC. AD/EXTERNAL AFFAIRS:Herb VincentLSU '83
ASSOC. AD/COMPLIANCE:Chris HowardKansas, '97
ASST. AD/STUDENT SERVICES:Miriam SegarLSU, '94

SPORTS INFORMATION

ASST. AD/SID:Michael BonnetteLSU '93
SR. ASSOC. SID (BASKETBALL):Kent LoweLSU-Shreveport '79
ASSOCIATE SID:Laurie CannonUtah St. '99
ASSOCIATE SID:Bill FranquesLSU '85
ASSOCIATE SID:Brian MillerNortheastern '98
ASSOCIATE SID:Melissa ReynaudLSU '97
PUBLICATIONS DIRECTOR:Jason FeirmanLSU '00
GRAPHIC DESIGN COORDINATOR:David HurdLSU '03
GRAPHIC DESIGN COORDINATOR:Annie MartinLSU, '04
PHOTOGRAPHY COORDINATOR:Steve FranzLSU '93
ADMINISTRATIVE SECRETARY:Pat Fredericks

TELEVISION

ASST. AD/TELEVISION:Kevin WagnerLSU '80
MANAGER OF TELEVISION:John SchiebeOklahoma St. '86
TELEVISION PRODUCER:Paul DannaLSU '95

RADIO

ASST. AD/RADIO:Jim HawthorneNorthwestern St. '67

2004-05 LSU Basketball Schedule

Nov. 9	EA Sports All Stars (Exh.)	Baton Rouge, La.	7 p.m.
Nov. 15	Houston Sports Group (Exh.) The LSU Louisiana Classic ^	Baton Rouge, La.	7 p.m.
Nov. 19	Tulane (Cox Sports TV) ^	Baton Rouge, La.	8 p.m.
Nov. 21	Louisiana Tech/Louisiana Lafayette (Cox Sports TV) ^	Baton Rouge, La.	12:30/3 p.m.
Nov. 24	New Orleans	Baton Rouge, La.	7 p.m.
Nov. 27	West Virginia (Fox Sports Net)	Baton Rouge, La.	Noon
Dec. 11	Northwestern State	Baton Rouge, La.	8 p.m.
Dec. 13	McNeese State	Baton Rouge, La.	7 p.m.
Dec. 18	vs. Southern Miss (Cox Sports TV)	Biloxi, Miss.	2 p.m.
Dec. 21	at Houston	Houston, Texas	7 p.m.
Dec. 30	vs. Florida State (Nokia Sugar Bowl) (Fox Sports Net)	New Orleans, La.	9 p.m.
Jan. 3	at Utah	Salt Lake City, Utah	9 p.m.
Jan. 8	at Alabama* (Fox Sports Net)	Tuscaloosa, Ala.	5 p.m.
Jan. 12	South Carolina*	Baton Rouge, La.	7 p.m.
Jan. 15	Ohio State	Baton Rouge, La.	7 p.m.
Jan. 19	Arkansas* (Cox Sports TV-TD)	Baton Rouge, La.	7 p.m.
Jan. 22	at Kentucky* (CBS Sports)	Lexington, Ky.	12:30 p.m.
Jan. 26	Ole Miss*	Baton Rouge, La.	7 p.m.
Jan. 29	Mississippi State* (JP Sports)	Baton Rouge, La.	2 p.m.
Feb. 2	At Georgia*	Athens, Ga.	6 p.m.
Feb. 5	At Tennessee* (Fox Sports Net)	Knoxville, Tenn.	6 p.m.
Feb. 9	Auburn*	Baton Rouge, La.	7 p.m.
Feb. 12	At Arkansas* (JP Sports)	Fayetteville, Ark.	2 p.m.
Feb. 16	At Mississippi State* (JP Sports)	Starkville, Miss.	7 p.m.
Feb. 19	Florida* (JP Sports)	Baton Rouge, La.	2 p.m.
Feb. 22	Alabama* (ESPN)	Baton Rouge, La.	8 p.m.
Feb. 26	At Auburn* (JP Sports)	Auburn, Ala.	3 p.m.
March 2	At Ole Miss*	Oxford, Miss.	7 p.m.
March 5	Vanderbilt*	Baton Rouge, La.	7 p.m.
March 10-13	SEC Tournament (JP Sports, CBS)	Atlanta, Ga. (Georgia Dome)	TBA

Home games in Bold ^**The LSU Louisiana Classic** *denotes SEC Games (TD - Tape Delay)

2003-04 LSU Basketball Results

DATE	OPPONENT	SCORE	PD. ATT.
Nov. 21	Southern	W, 70-59	8,185
Nov. 24	McNeese State	W, 87-77	7,242
Nov. 26	Troy	W, 78-69	7,202
Nov. 29	Louisiana-Monroe	W, 96-65	6,991
Dec. 16	Utah	W, 65-51	9,133
Dec. 20	Southern Miss.	W, 65-50	7,808
Dec. 23	Tulane	W, 67-48	10,014
Dec. 27	vs. UAB (Nokia Sugar Bowl)	W, 78-62	5,328
Dec. 30	At Houston	L, 52-60	3,403
Jan. 3	At Centenary	W, 66-63	3,752
Jan. 6	At Arkansas*	W, 66-55	18,478
Jan. 10	Alabama*	W, 70-66	9,943
Jan. 12	At New Orleans	W, 68-60	6,547
Jan. 17	Mississippi State*	L, 54-64	12,161
Jan. 21	At Ole Miss*	L, 49-53	3,330
Jan. 24	At South Carolina*	L, 55-61	17,927
Jan. 28	Georgia*	W, 63-59	9,069
Jan. 31	At Alabama*	W, 60-54	11,360
Feb. 4	Tennessee*	W, 84-67	8,747
Feb. 7	Arkansas*	W, 65-52	9,646
Feb. 14	At Florida*	W, 73-70	11,086
Feb. 18	Auburn*	L, 68-80	12,796
Feb. 21	At Vanderbilt*	L, 54-74	13,892
Feb. 25	At Mississippi State*	L, 59-84	10,054
Feb. 29	Kentucky*	L, 64-70	12,791
March 3	Ole Miss*	W, 58-45	8,593
March 6	At Auburn	L, 66-78	6,105
March 12	vs. South Carolina (SEC Tournament)	L, 64-85	20,203
March 17	at Oklahoma (NIT Tournament)	L, 61-70	8,817

Rosters

Numerical

NO.	NAME	CL.	POS.	HT.	WT.	EXP.	HOMETOWN/PRIOR SCHOOL
1	Regis Koundjia	So.	F	6-8	200	1VL	Central African Rep./Laurinburg Institute
2	Darrel Mitchell	Jr.	G	5-11	176	2VL	St. Martinville, La./St. Martinville HS
3	"Tack" Minor	So.	G	5-11	200	1VL	Houston, Texas/Booker T. Washington HS
10	David Fleshman	Fr.	G	6-0	180	HS	Baton Rouge, La./The Dunham School
11	Josh Maravich	Jr.	G	6-3	180	2VL	Covington, La./St. Paul's HS
12	Tyrus Thomas	Fr.	F	6-7	200	HS	Baton Rouge, La./McKinley HS
14	Garrett Temple	Fr.	G	6-5	180	HS	Baton Rouge, La./University HS
22	Xavier Whipple	Sr.	G	6-2	172	3VL	McIntyre, Ga./Wilkinson County HS
30	Brandon Bass	So.	F	6-8	252	1VL	Baton Rouge, La./Capitol HS
32	Paul Wolfert	Jr.	F	6-10	205	2VL	Burr Ridge, Ill./Hinsdale Central HS
34	Glen Davis	Fr.	F	6-9	310	HS	Baton Rouge, La./University HS
35	Darnell Lazare	So.	F	6-8	229	1VL	Baton Rouge, La./Woodlawn HS
41	Ross Neltner	So.	F	6-9	235	1VL	Ft. Thomas, Ky./Highlands HS
42	Antonio Hudson	Sr.	G	6-6	214	3VL	Grambling, La./Grambling HS

Alphabetical

NO.	NAME	CL.	POS.	HT.	WT.	EXP.	HOMETOWN/PRIOR SCHOOL
30	Brandon Bass	So.	F	6-8	252	1VL	Baton Rouge, La./Capitol HS
34	Glen Davis	Fr.	F	6-9	310	HS	Baton Rouge, La./University HS
10	David Fleshman	Fr.	G	6-0	180	HS	Baton Rouge, La./The Dunham School
42	Antonio Hudson	Sr.	G	6-6	214	3VL	Grambling, La./Grambling HS
1	Regis Koundjia	So.	F	6-8	200	1VL	Central African Rep./Laurinburg Institute
35	Darnell Lazare	So.	F	6-8	229	1VL	Baton Rouge, La./Woodlawn HS
11	Josh Maravich	Jr.	G	6-3	180	2VL	Covington, La./St. Paul's HS
3	"Tack" Minor	So.	G	5-11	200	1VL	Houston, Texas/Booker T. Washington HS
2	Darrel Mitchell	Jr.	G	5-11	176	2VL	St. Martinville, La./St. Martinville HS
41	Ross Neltner	So.	F	6-9	235	1VL	Ft. Thomas, Ky./Highlands HS
14	Garrett Temple	Fr.	G	6-5	180	HS	Baton Rouge, La./University HS
12	Tyrus Thomas	Fr.	F	6-7	200	HS	Baton Rouge, La./McKinley HS
22	Xavier Whipple	Sr.	G	6-2	172	3VL	McIntyre, Ga./Wilkinson County HS
32	Paul Wolfert	Jr.	F	6-10	205	2VL	Burr Ridge, Ill./Hinsdale Central HS

COACHING STAFF

HEAD COACH: John Brady (Belhaven, 1976), 8th year at LSU
ASSOC. HEAD COACH: Butch Pierre (Mississippi State, 1984), 8th year at LSU
ASST. COACH: John Treloar (Belhaven, 1979), 1st year at LSU
ASST. COACH: Nikita Johnson (West Georgia, 1989), 1st year at LSU
ADM. ASSISTANT: Scott Soprych (Indiana, 2004), 1st year at LSU

PRONUNCIATION GUIDE

Koundjia - Koon-ja
Lazare - Luh-zarr
Wolfert - WOOL-fort
Treloar - TREE-lor
Soprych - So-prich



Louisiana (9)

Baton Rouge

- Brandon Bass
- Glen Davis
- David Fleshman
- Darnell Lazare
- Garrett Temple
- Tyrus Thomas

Covington

- Josh Maravich

Grambling

- Antonio Hudson

St. Martinville

- Darrel Mitchell



Georgia

- McIntyre**
- Xavier Whipple

Kentucky

- Ft. Thomas**
- Ross Neltner

Illinois

- Burr Ridge**
- Paul Wolfert

Texas

- Houston**
- "Tack" Minor

Central African Republic

- Bangui**
- Regis Koundjia

By Height

- 6-10**
- Paul Wolfert

- 6-9**
- Glen Davis
- Ross Neltner

- 6-8**
- Regis Koundjia
- Brandon Bass
- Darnell Lazare

- 6-7**
- Tyrus Thomas

- 6-6**
- Antonio Hudson

- 6-5**
- Garrett Temple

- 6-3**
- Josh Maravich

- 6-2**
- Xavier Whipple

- 6-2**
- David Fleshman

- 5-11**
- Darrel Mitchell
- "Tack" Minor

By Class

- Seniors**
- Antonio Hudson
- Xavier Whipple

- Juniors**
- Josh Maravich
- Darrel Mitchell
- Paul Wolfert

- Sophomore**
- Brandon Bass
- Regis Koundjia
- Darnell Lazare
- "Tack" Minor
- Ross Neltner

- Freshman**
- Glen Davis
- David Fleshman
- Garrett Temple
- Tyrus Thomas

Athletics Directory

DIRECTOR of ATHLETICS **578-8001**
 Skip Bertman Director of Athletics
 Wanda Carrier Executive Secretary
 Dan Radakovich Sr. Associate AD
 Judy Southard Associate AD/SWA
 Jacqueline McClendon Admin. Secretary
 Verge Ausberry Associate AD
 Bo Bahnsen Associate AD
 Mark Ewing Associate AD
 Herb Vincent Associate AD
 Chris Howard Associate AD

ACADEMIC CENTER FOR STUDENT-ATHLETES **578-5787**
 Dr. Roger Grooters Executive Director
 Ted White Sr. Associate Director
 Mary Boudreaux Associate Director
 Jim Rost Associate Director
 Tim Boyle Associate Director
 Tommy Karam Coord. of Faculty Relations
 Rachel Lassiter Coordinator
 Tommy Powell Technology Specialist/Advisor
 Gwendolyn Clark Educational Support Coord.
 Sabrina Youmans Learning Specialist
 Adolfo Ortuzar Technology Coordinator
 Mike Mallet Director of Life Skills
 Stacie Wentz Asst. Director of Life Skills
 Jean Jackson Admin. Services Asst.
 Ako Baye Stafford Tutorial Coordinator
 Harold Russell Coordinator

BASEBALL **578-4148**
 Ray "Smoke" Laval Head Coach
 Turtle Thomas Assistant Coach
 Brady Wiederhold Assistant Coach
 Jeramie Moore Administrative Asst.
 Virginia Robertson Secretary

BASKETBALL-MEN'S **578-8217**
 John Brady Head Coach
 Butch Pierre Associate Coach
 John Trelor Assistant Coach
 Nikita Johnson Assistant Coach
 Scott Soprych Administrative Asst.
 Pam LeBlanc Secretary

BASKETBALL-WOMEN'S **578-6643**
 Pokey Chatman Head Coach
 Carla Berry Assistant Coach
 Bob Starkey Assistant Coach
 Christie Sides Assistant Coach
 Joe Carvalhido Administrative Asst.
 Renee' Braud Secretary

BUSINESS OFFICE **578-0628**
 Mark Ewing Associate AD
 Michael Szul Business Manager
 Neal Lamonica Business Manager
 Wendy Carpenter Wanda Babin

COMPLIANCE OFFICE **578-4100**
 Chris Howard Associate AD
 Miriam Segar Assistant AD/Director
 Jaunelle Hamilton Coordinator

ELECTRONIC MEDIA **578-8226**
 Kevin Wagner Assistant AD/Television
 John Schiebe Manager
 Paul Danna Coordinator
 Jim Hawthorne Assistant AD/Radio

EQUIPMENT **578-1158**
 Greg Stringfellow Equipment Mgr.
 Ferrell Shillings Asst. Equip. Mgr.
 Mike Boniol Asst. Equip. Mgr.
 Jeff Springer Asst. Equip. Mgr.
 Lym Silva Supervisor

FACILITIES & GROUNDS **578-2885**
 Ronnie Haliburton Director
 Jeff Kershaw Manager
 Todd Jeansonne Assistant Manager
 David Hadskey Assistant Manager
 Paulette Cox Admin. Specialist 1

FIELD HOUSE **578-6727**
 Terrance Bold Manager
 Gwen Butler

FOOTBALL **578-1151**
 Nick Saban Head Coach
 Ya'el Lofton Coord. of Operations
 Bobby Williams Associate Head Coach
 Jimbo Fisher Offensive Coordinator
 Will Muschamp Defensive Coordinator
 Leroy Ryals Assistant Coach
 Derek Dooley Assistant Head Coach
 Travis Jones Assistant Coach
 Stacy Searels Assistant Coach
 Mike Collins Assistant Coach
 Kirby Smart Assistant Coach
 Sam Nader Assistant AD
 Sharon Lewis Recruiting Operations
 Faye Spradley Offensive Secretary
 CC Thompson Defensive Secretary
 Lois Stuckey Receptionist

GAME MANAGEMENT/PURCHASING **578-1801**
 Eddie Nunez Manager
 Gerry Bordelon Coordinator

GOLF **578-6643**
 Greg Jones Men's Coach
 Mark McEntire Assistant Men's Coach
 Karen Bahnsen Women's Coach
 Shane Warren Asst. Women's Coach

GYMNASTICS **578-5050**
 Sara "D-D" Breaux Head Coach
 Bob Moore Assistant Coach
 Phillip Ogletree Assistant Coach
 Jennie Murphy Secretary

HUMAN RESOURCES **578-8496**
 Wendy Nall Manager
 James Thomas Administrative Aide

MARKETING & PROMOTIONS **578-6884**
 Jenni Peters Director
 Guy Gaster Coordinator

MERCHANDISING **578-6974**
 Gayle Seefield Manager
 Marion Javius Asst. Specialist

VIDEOGRAPHY **578-3510**
 Doug Aucoin (Videographer) Coordinator
 Brandon Fairburn

SOCCER **578-8769**
 George Fotopoulos Co-Head Coach
 Danielle Fotopoulos Co-Head Coach
 Ricky Zambrano Assistant Coach
 Ashley Stringfellow Adm. Assistant

SOFTBALL **578-5050**
 Yvette Girouard Head Coach
 James DeFeo Assistant Coach
 Lori Osterberg Assistant Coach
 Ashley Stringfellow Adm. Assistant

SPORTS INFORMATION **578-8226**
 Michael Bonnette Assistant AD/SID
 Kent Lowe Sr. Associate Director
 Laurie Cannon Associate Director
 Bill Franques Associate Director

Brian Miller Associate Director
 Melissa Reynaud Associate Director
 Jason Feirman Publications Director
 David Hurd Graphic Design Coordinator
 Annie Martin Graphic Design Coordinator
 Steve Franz Photography Coordinator
 Pat Fredericks Adm. Secretary

STRENGTH & CONDITIONING **578-1150**
 Tommy Moffitt Strength Coach
 Bo Davis Assistant Coach
 Scott Gadeken Assistant Coach
 Will Jones Assistant Coach

SWIMMING & DIVING **578-5050**
 Adam Schmitt Head Coach
 Doug Shafer Diving Coach
 Morgan Bailey Assistant Coach
 Ame Blachford Assistant Coach
 Eddie Lovell Assistant Coach
 Ashley Stringfellow Adm. Assistant
 Pool 578-8207

TENNIS **578-8212**
 Jeff Brown Men's Coach
 Mark Booras Assistant Men's Coach

Tony Minnis Women's Coach
 Sandy Sureephong Assistant Women's Coach
 Tennis Courts 578-2705

TICKET OFFICE **578-2184**
 Brian Broussard Manager
 Zack Lassiter Assistant Manager
 Tiffany Creel Assistant Manager
 Nancy Mann Parking Manager
 Elise Evans Accounting Tech

TRACK & FIELD **578-8627**
 Dennis Shaver Head Coach
 Boo Schexnayder Assistant Coach
 Mark Elliott Assistant Coach
 Dana Boone Assistant Coach
 John Woosley Assistant Coach
 Shantelle Dunn Coordinator

TRAINING **578-2050**
 Jack Marucci Director of Athletic Training
 Andy Barker Sr. Assoc. Trainer
 Shelly Mullenix Sr. Assoc. Trainer
 Drew Shea Sr. Assoc. Trainer
 Keith Thompson Associate Trainer
 Shawn Eddy Associate Trainer
 Micki Sandy Associate Trainer

TRAVEL **578-1459**
 Mary Jane Merrill Manager
 Debi Johnson Accounting
 Cindy Middleton Accounting

VOLLEYBALL **578-5050**
 Fran Flory Head Coach
 Craig Bore Assistant Coach
 Danijela Tomic Assistant Coach
 Jennie Murphy Secretary

INTRO
 THIS IS LSU
 PLAYERS
 COACHES
 REVIEW
 PREVIEW
 RECORDS
 HISTORY
 LSU
 MEDIA



THIS IS LSU
THIS IS LSU

2004-2005 LSU MEN'S BASKETBALL MEDIA GUIDE

John Brady Basketball

INTRO

THIS IS LSU

PLAYERS

COACHES

REVIEW

PREVIEW

RECORDS

HISTORY

LSU

MEDIA



RESPONSIBILITY + ACCOUNTABILITY = SUCCESS

Three words. Three simple words. Separately, they all are important.

But put them together in a nice equation and you have the very fundamentals that LSU men's basketball coach John Brady stressed from the first day he arrived on the campus as the head coach. Three words. All are important. Together, they form the foundation on which the rebuilding of the LSU program was established.

Now at first glance, you may wonder what those three words have to do with college basketball. But again, don't look at them as just single words. Put the first two together to come up with a solution and you see that there is a big picture that involves college basketball and so much for those who choose to come and play for John Brady at LSU.

As has been proven time and time again, coaches are often judged strictly on how many

games they win. Many times, that's all some people care about. While winning games is very important, the job of a head coach is so much more.

In Coach Brady's first seven years at LSU, he has instilled in his student-athletes a philosophy that carries well in their time as both students and athletes. It is a philosophy that the LSU basketball fans also now understand more fully as winning has started to take place again at





LSU on a consistent basis, bringing four post-season tournament appearances in the past five years.

Conference titles and post-season appearances are all well and good. But John Brady's philosophy doesn't stop there when the players walk off the court at the end of game or practice. It can't. The reason it is so much more is because the players aren't just athletes, they aren't just students, they are student-athletes with a big responsibility on their shoulders. This coaching staff agrees that the team members must not only meet the demands of the athletic program, but they must meet the demands of the classroom.

They must also meet the always-tough demands of life, where every eye is on them constantly because they are athletes. They must operate in a society where one little mistake in a game or away from the campus puts them on the front page of a newspaper. It's not an easy thing to handle. It's even tougher when your team is in the national spotlight as the Tigers usually are.

John Brady has shown that he is very comfortable handling all these roles at LSU. In fact, he sincerely believes in the basketball player as a student-athlete who must be given the opportunity to succeed on the court, in the classroom and in life. His philosophy of coaching hasn't changed since the day he took the job at LSU. Again, it all comes down to three words. Three simple words. Three words that mean a lot separately, but mean oh so much more when part of a collective equation that sums up the reason for the success of the LSU basketball program.



RESPONSIBILITY + ACCOUNTABILITY = SUCCESS



Cox Communications Academic Center for Student-Athletes



Critical to the development of an athlete as a student is an adequate academic facility and capable staff to further the athlete's progress. The Cox Communications Academic Center for Student-Athletes is responsible for overseeing the educational development and progress toward graduation for all student-athletes. The staff acts as a liaison between the student-athlete and the academic communities and insures that student-athletes comply with academic rules established by the University, NCAA and Southeastern Conference. The staff also coordinates academic programs designed to assist student-athletes in acquiring a quality education.

THE GOAL

For each student-athlete to reach and receive the highest-quality education and degree.

THE RESPONSIBILITY

To oversee the educational development and progress toward graduation for all student-athletes.

- ▶ Tutoring
- ▶ Career Counseling and Development
- ▶ Time Management
- ▶ Study Skills
- ▶ Insure that student-athletes comply with academic rules established by the University, NCAA and SEC



FACILITY BUILT BY THE TIGER ATHLETIC FOUNDATION



Cox Communications Academic Center for Student-Athletes

LSU GRADUATES UNDER JOHN BRADY



Charlie Thompson

<p>Reggie Tucker Aug. 1999 Kinesiology</p>	<p>Brian Beshara July 2001 Business-Finance</p>	<p>Jermaine Williams July 2002 Sociology</p>	<p>Jason Wilson May 2003 General Studies</p>
<p>Willie Anderson Dec. 1999 Kinesiology</p>	<p>Collis Temple III July 2001 General Business</p>	<p>Collis Temple III Dec. 2002 Masters Sports Management</p>	<p>Brian Greene Dec. 2003 Biological Sciences</p>
<p>Jack Warner Dec. 2000 Mass Comm</p>	<p>Brad Bridgewater July 2002 General Studies</p>	<p>Pete Bozek Dec. 2002 Kinesiology</p>	<p>Charlie Thompson May 2004 General Studies</p>

"The Academic Center for Student-Athletes is a tremendous asset to all athletes. It provides those intangibles that are necessary to achieve success in a collegiate environment. The Center provides tutors to help you understand your course material, academic coaches who teach you organizational skills, and time management seminars to enhance the skills needed in this society."

--Shaquille O'Neal, former LSU Basketball All-America, 1989-92



SEC ACADEMIC HONOR ROLL

1987-98

Jack Warner

1988-99

Brian Beshara

Jack Warner

1999-00

Brian Beshara

Collis Temple III

Jeremy Comeaux

Jack Warner

2000-01

Brian Beshara

Collis Temple III

Brian Green

Jack Warner

2001-02

Brian Green

Collis Temple III

2002-03

Pete Bozek

Brian Green

Charlie Thompson

2003-04

Charles Thompson

Paul Wolfert

Brandon Bass (Freshman)

Ross Neltner (Freshman)

ACADEMIC STAFF



Dr. Roger Grooters
Executive Director



Ted White
Sr. Associate Director



Dr. Tommy Karam
Director/Communications Lab



Ako Baye Stafford
Tutorial Coordinator



Rachel Lassiter
Coordinator of Supervised Study

Cox Communications Academic Center for Student-Athletes

INTRO

THIS IS LSU

PLAYERS

COACHES

REVIEW

PREVIEW

RECORDS

HISTORY

LSU

MEDIA




Paramount to the success of the “student” half of the term student-athlete is providing LSU athletes with the best possible resources to excel in the classroom. For more than 20 years, the LSU Academic Center for Student-Athletes has helped to build well-rounded student-athletes. But as times change and technology advances, the need for further improvements still exists. As a result, the Cox Communications Academic Center for Student-Athletes opened its doors in November of 2002. A \$15 million renovation to the Gym Armory not only made it among the nation’s premier centers, but put it at the forefront. Improvements to the existing center give LSU student-athletes the best opportunity for success by providing access to the latest technology, as well as an array of expanded services.

AMENITIES

- ▶ 54,000 square feet of working space
- ▶ 75 computer workstations
- ▶ 14 private computer rooms in a state-of-the-art computer lab
- ▶ Additional study rooms and classrooms for private or group study
- ▶ Electronic scheduling of tutoring sessions
- ▶ A 1,000-seat auditorium for classes and lectures



Cox Communications Academic Center for Student Athletes




COMPUTER STATIONS

Throughout the Academic Center are 75 computer stations, providing student-athletes with a quiet working environment for research, writing and studying.



BO CAMPBELL AUDITORIUM

The 1,000-seat auditorium is used through the year as a classroom and lecture hall. Each seat in the auditorium has space for a laptop and a modem hookup, providing each student unlimited learning opportunities. The auditorium also contains a movie theatre size screen to aid professors with lectures and classroom activities.



THE LIBRARY

The library provides a perfect setting for individual study, or with a tutor as group.

STUDY AREA

Included in the 54,000 square feet of the Academic Center are individual study areas as well as 14 private computer rooms for student-athletes to work one-on-one with tutors or by themselves.



COMMUNICATIONS LAB



Along with the success of the LSU Basketball team, comes a great deal of media attention and Dr. Tommy Karam, the Director of the Communications Lab, uses his lab, located on the fourth floor of the Cox Communications Academic Center for Student Athletes, to work with LSU student-athletes on their interactions with the media and interview skills. Karam's lab is a mock press conference setting to get the student-athletes used to handling themselves in front of both print and electronic media. He video tapes the mock interview session and reviews it with the student-athlete to help them become more comfortable in an interview setting. Karam also helps the LSU players get prepared for a professional career by working closely with those players on the interview process.



LIGHTS, CAMERA, ANSWER

Dr. Karam teaches LSU's student-athletes to interact with all phases of local and national media by working one-on-one in a press conference setting. The Communications Lab includes a working camera for Karam to review the session with the student-athletes.

Campus Life



Louisiana State University and Agricultural & Mechanical College has, throughout its 144-year history, served the people of Louisiana, the region, the nation, and the world. LSU is creating a revolution, one of pervasive change and advancement. For the past five years, the focus of the LSU community has been an increased commitment to excellence. Our progress has been dramatic and shows no sign of stopping.



Having witnessed many of yesterday's possibilities become today's tangible realities, the LSU community set forth to capitalize on its success. The goal was to improve our standing as a nationally competitive flagship university. Following intense discussions among the LSU Board of Supervisors, campus administrators, faculty, and student leaders, the objectives required to reach this status crystallized, providing the impetus for LSU's National Flagship Agenda.

LSU FACTS

- Location: Baton Rouge, La.
- Founded: January 2, 1860
- Enrollment: 31,234
- President: Dr. William Jenkins
- Major Fields for Bachelor's Degrees: 72
- Major Fields for Master's Degrees: 72
- Major Fields for Doctoral Degrees: 54



DIVERSITY
“THE MOST DIVERSE SCHOOL IN THE NATION.”

Newsweek magazine named Louisiana State University the “Most Diverse” school in the nation in the Sept. 3, 2003 issue. The enrollment consists of 24 percent minority students.



“LOUISIANA STATE UNIVERSITY HAS A TRADITION OF GRATITUDE EXPRESSED IN SERVICE TO COMMUNITY AND COUNTRY.”



President George W. Bush
2004 LSU SPRING COMMENCEMENT

Strong supporters of education throughout the state have provided resources for a variety of innovative projects that are attracting world-class researchers and their expertise to LSU. The National Flagship Agenda is working to improve the standing of the University, as well as strengthen its position as an economic engine for the state of Louisiana. As a result, the University community is even more determined to achieve excellence at every level.

LSU remains firmly focused on attaining national flagship status by 2010, the University's 150th anniversary. The resolve of the LSU community and the support of the state make these goals attainable. And, if the last five years are any indication of success, the next phase of this agenda will guarantee LSU's place in the arena of national prominence.

Because of its designation as a doctoral/research university by the Carnegie Foundation, LSU ranks in the top 2 percent of the nation's colleges and universities. This designation is shared by only 59 public and 29 private universities across the nation. LSU is also one of only 25 universities nationwide designated as both a land-grant and sea-grant college.

History and tradition began with LSU's founding in 1853 by the General Assembly of Louisiana as the Louisiana State Seminary of Learning and Military

Academy near Pineville, Louisiana. The institution opened January 2, 1860. When the Civil War began, the school's first superintendent, William Tecumseh Sherman, resigned to assume a command in the Union Army. The seminary reopened in 1869, but was soon destroyed by fire. The institution moved to Baton Rouge, opening on Nov. 1, 1869.

In 1870, the Seminary was renamed Louisiana State University. In 1874, under the United States Morrill Act, the Louisiana State Agricultural & Mechanical College was established in New Orleans. The two institutions were merged by the Legislature in 1877 to become Louisiana State University and Agricultural & Mechanical College.

Construction on the present campus began in 1922 and the first classes were held in 1926. LSU experienced major growth in the 1930s and 1940s, expanding its student body, curricula, and services. During the 1960s, the University began to place increasing emphasis on research.

Recognizing the importance and extent of statewide agricultural activities of units in the LSU System, the LSU Board of Supervisors established the Center for Agricultural Sciences & Rural Development in 1972. This unit was renamed the LSU Agricultural Center in 1982. Components of the LSU Agricultural Center include the Louisiana Agricultural Experiment Station,

the Louisiana Cooperative Extension Service and International Programs.

The primary mission of the LSU Agricultural Center is to conduct research in agricultural and natural resource development and to provide off-campus extension education that disseminates technological, economic, and management information to Louisiana residents.

In 1977, the Paul M. Hebert Law Center, established as the LSU Law School in 1906, was made an autonomous division of the LSU System. The Law Center provides legal education characterized by an unyielding demand for academic excellence. Its unique curriculum, based on civil law as well as substantial elements of common law, provides law graduates with qualifications and training for not one, but two legal systems. The Hebert Law Center holds membership in the Association of Law Schools and is on the approved list of the American Bar Association.

LSU, located on more than 2,000 acres in the southern part of Baton Rouge, Louisiana, is bordered on the west by the Mississippi River. The University's more than 250 principal buildings are grouped on a 650-acre plateau that constitutes the main part of the campus.

LSU and A&M College is accredited by the Southern Association of Colleges and Schools.

Campus Life

CAMPUS APARTMENT - THE TIGERS' HOME AWAY FROM HOME



LSU has 18 residence halls with architectural styles ranging from a Renaissance style typical of the older core of the campus to modern high-rise buildings. Two of the newer additions are the highly popular East Campus and West Campus apartments. The co-ed dormitories include furnished rooms with connecting suites and e-mail workstations in the lobby, all within a short walk from the dining hall.


AMENITIES

- ▶ Dining Halls
- ▶ Weekly Housekeeping
- ▶ Cable Television
- ▶ High-Speed Internet
- ▶ Mail Service
- ▶ Card Access
- ▶ Facility Repairs
- ▶ Security
- ▶ Telephone Services
- ▶ Furnished
- ▶ Washer/Dryer
- ▶ Microwave



ABOUT LSU

"LSU is my home. It was a place where I made my name and a place where I was able to come here and have fun. It was the best three years of my life. While you are here, have fun and become a master of time management. You need to do what you have to do to make it. Work hard. I have been blessed. Baton Rouge is the place that helped me become who I am. I will never forget this place."



Shaquille O'Neal
LSU Basketball Player
1989-92




Collis Temple III
LSU Basketball Player
2000-03

"Ever since I was a kid I loved LSU basketball. Coming there and playing basketball was absolutely the best situation to me."



Collis Temple Jr.
LSU Basketball Player
1972-75

"First and foremost it's the flagship university in Louisiana. No other school in the state comes close to LSU. We all know LSU is one of the best athletic and academic programs in the country and Collis wanted to be a part of that. We wanted him to be a part of a basketball system that stressed the same priorities such as time management, discipline, organization and winning in the classroom and on the basketball floor."



Bob Pettit
LSU Basketball Player
1951-1954

"Those were great years at LSU. They were such great years. I couldn't have asked for anything better than my four years at LSU. I received my degree in business, played the sport I loved and made so many friends."



AFRICAN-AMERICAN CULTURAL CENTER

The African-American Cultural Center provides a multifaceted approach to working with all students at LSU. It offers opportunities for people to learn about the contributions of African-American men and women in the areas of literature, science and the humanities. In addition, opportunities for the University community to have greater exposure to art exhibits, dance troupes, theatre, poetry readings and educational programs are provided.

PROGRAM GOALS

Educational programs for the African-American Cultural Center are the heart of the center. The scope of these programs fall into the following four categories:

- ▶ historical/political
- ▶ artistic
- ▶ informal student advising
- ▶ community outreach

BENEFITS

By creating and funding the African-American Cultural Center, the University community benefits in the following areas:

- ▶ retention of African-American LSU students
- ▶ attract qualified African-American student applicants to LSU
- ▶ educate the student body and the community about African-American culture
- ▶ increase racial and cultural awareness of students, faculty and staff
- ▶ assist with the recruitment and retention of African-American faculty and staff

CHAMPS

INTRO
THIS IS LSU
PLAYERS
COACHES
REVIEW
PREVIEW
RECORDS
HISTORY
LSU
MEDIA



What is CHAMPS?

The CHAMPS/Life Skills program was developed by the NCAA to help prepare student-athletes for the challenges of life beyond the playing field. Through workshops, service projects, and social events, CHAMPS, an acronym for Challenging Athletes Minds for Personal Success, brings LSU student-athletes information that will prepare them for the biggest game of all - the game of life!

HOW CAN CHAMPS HELP?

By focusing on "real life" skills and personal development, the CHAMPS Program not only assists the student-athletes with meeting daily challenges, but also enhances student-athlete's growth in their college years and beyond.

CHAMPS at LSU

The CHAMPS/Life Skills program at LSU is operated out of the Academic Center for Athletes, and the focus of the program is on five commitments viewed as critical to personal growth:

- ▶ Academic Excellence
- ▶ Athletic Excellence
- ▶ Career Development
- ▶ Personal Development
- ▶ Community Service

COMMUNITY OUTREACH



The Community Service aspect does not only serve to enhance a student-athletes college experience, but also serves to expand character. Players not only gain a strong sense of self-worth, but also experiences personal satisfaction and growth from volunteering and community service activities. More importantly are the benefits that the community receives. It enables the community to gain an enormous advantage in feeling that they have a "partnership" with LSU student-athletes.

LSU student-athletes participate in a variety of community service projects including reading in schools, nursing home visits, hospital pediatric ward visits, speaking engagements and more in East Baton Rouge Parish.

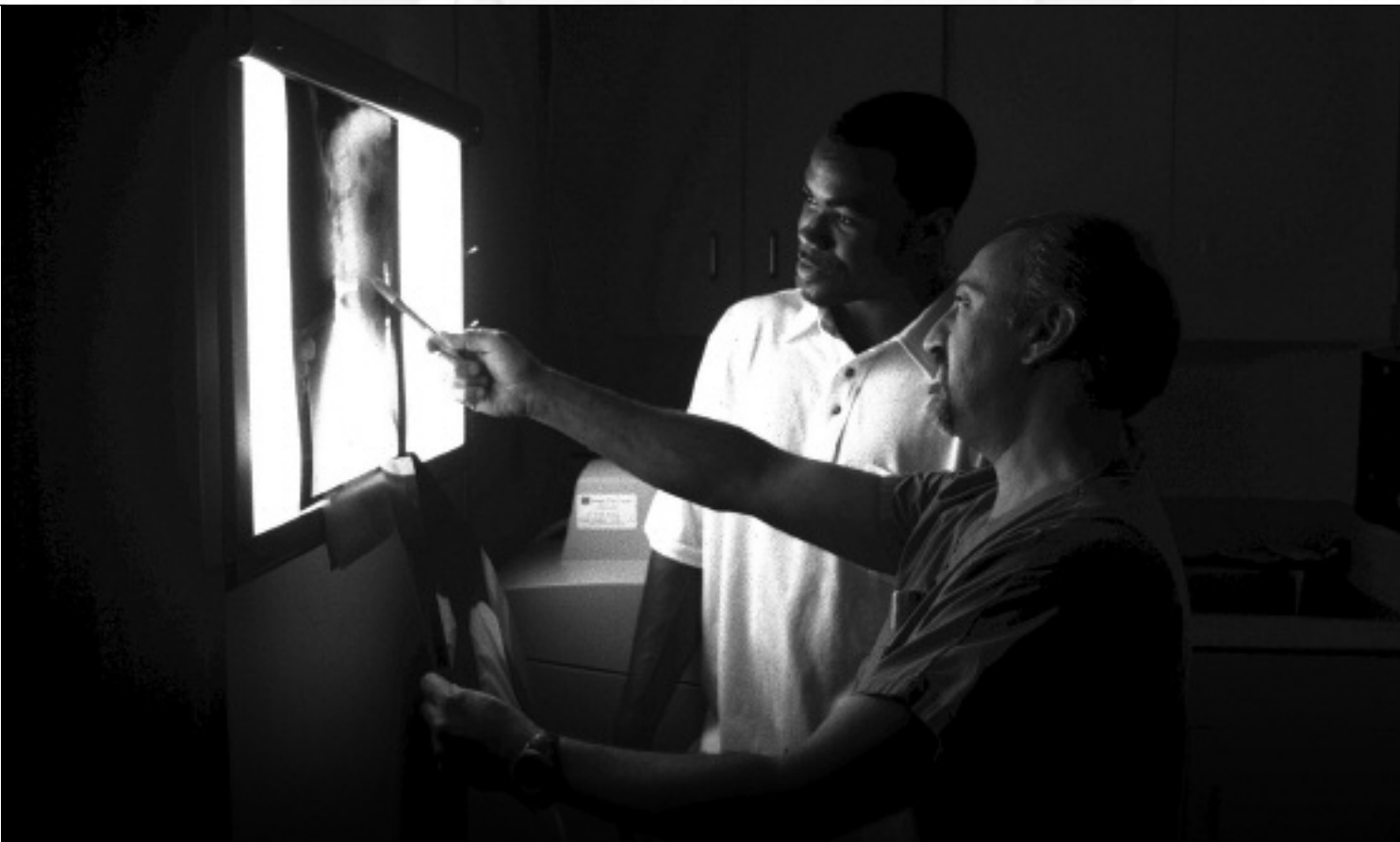


Mike Mallet
Director for the
CHAMPS/Life Skills program



Stacie Wentz
Assistant Director for the
CHAMPS/Life Skills program





JOB EXPERIENCE

Student-athletes at LSU take full advantage of their summers by developing skills in their field of study. Football players spend most of their summer participating in jobs that relate to their major like working at ...

- ▶ Hospitals
- ▶ Physical Therapy centers
- ▶ Public Relations firms
- ▶ Building Contractors
- ▶ Restaurant Management
- ▶ Engineering firms
- ▶ Accounting offices



LSU junior Darrel Mitchell works at a local hospital.

Being a part of the LSU men's basketball program involves more than simply playing a couple of games a week during the winter. LSU basketball provides an opportunity to achieve athletics success while also getting a head start on the most important game of all -- the game of life.

The LSU men's basketball program has a longstanding internal summer jobs program that aggressively seeks opportunities to help lace its players in career-developing positions within the community. Every LSU basketball player that wants to get a leg up on their future has the opportunity to work during the summer with the goal to help players earn valuable experience.

LSU basketball players are expected to be extremely active in utilizing the career development resources readily available to them.

City of Baton Rouge

INTRO

THIS IS LSU

PLAYERS

COACHES

REVIEW

PREVIEW

RECORDS

HISTORY

LSU

MEDIA



BATON ROUGE FACTS

POPULATION:
 Baton Rouge.....227,818
 East Baton Rouge Parish.....412,852

AVERAGE TEMPERATURES:
 High81.3
 Low52.5
 Average.....67.5



► The average annual temperature in Baton Rouge is 68 degrees and the city features a semi-tropical climate highlighted by mild winter months.



► Baton Rouge is just an hour away from the French Quarter in New Orleans and even closer to the million-acre Atchafalaya Swamp, which is called one of the biggest fishing ponds in the country.

Hospitality and comfort are a Southern tradition practiced to perfection around Baton Rouge. Minutes from the city, ancient moss-draped oaks, fragrant honeysuckle, formal gardens and the finest examples of Southern architecture await. Combine this with the excitement of the mighty Mississippi River, cajun music and a gourmet meal that is topped with freshly brewed cafe-au-lait at one of Baton Rouge’s fine restaurants. Mix in an LSU athletic event, and Baton Rouge becomes one of the most attractive cities for living, entertainment and education in the South.

The state capitol building of Louisiana, located in Baton Rouge, is the tallest capitol building in the nation at 34 stories.

DISTANCE CHART FROM BATON ROUGE

(BASED ON 70 MPH SPEED):

Atlanta, Ga.	7 hours
Biloxi, Miss.	2 hours
Birmingham, Ala.	6 hours
Dallas, Texas	6 1/2 hours
Houston, Texas	4 hours
Jackson, Miss.	2 1/2 hours
Jacksonville, Fla.	8 1/2 hours
Little Rock, Ark.	5 hours
Mobile, Ala.	3 hours
Monroe, La.	2 1/2 hours
New Orleans, La.	1 hour
Orlando, Fla.	10 hours
Pensacola, Fla.	4 hours
Shreveport, La.	4 hours



THE MIGHTY MISSISSIPPI

Baton Rouge, the capital city of Louisiana, sits on the banks of the Mississippi River.

LOUISIANA FACTS

Nickname:The Pelican State
 Admitted to Union: April 30, 1812
 State Colors: ...Gold, white and blue
 State Bird:Brown Pelican
 State Dog: ..Catahoula Leopard Dog
 State Tree:Bald Cypress
 State Flower:Magnolia
 Climate:Subtropical


- ▶ Foods like boiled crawfish, jambalaya, shrimp etouffee, and gumbo make the cajun and creole cuisine of Louisiana the envy of the nation.



- ▶ Last year, an estimated 23.5 million U.S. resident visitors came to Louisiana.


LOUISIANA LAGNIAPPE

- ▶ **Atchafalaya:** \a-chaff-a-LIE-a\ n. Louisiana's famed undeveloped wetland.
- ▶ **Beignet:** \ben-YAY\ n. A tasty French doughnut without the hole.
- ▶ **Boudin:** \BOO-dan\ n. Hot, spicy pork mixed with onions, cooked rice and herbs and stuffed in sausage casing.
- ▶ **Etouffee:** \ay-too-FAY\ n. Crawfish or shrimp in a delightfully spicy red sauce.
- ▶ **Gumbo:** \GUM-boe\ n. A delicacy of South Louisiana. A thick, robust soup with thousands of variations, only a few of which are Shrimp Gumbo, Chicken Gumbo, and File' Gumbo.
- ▶ **Krewe:** \crew\ n. An organization that puts on Mardi Gras balls and parades.
- ▶ **Lagniappe:** \LAHN-yap\ n. A little something extra.
- ▶ **Po-Boy:** - n. A sandwich extravaganza of either shrimp, oyster, roast beef, etc., that's served on a crispy-crust loaf bread called French Bread.
- ▶ **Vieux Carre:** \vyuh-kah-RAY\ n. The French name for the French Quarter meaning "Old Square."



BATON ROUGE

NEW ORLEANS



The East Brown Pelican is Louisiana's State Bird.



Louisiana, one of America's most culturally and geographically diverse states, is located in the heart of the Deep South. Adjacent to the Gulf of Mexico and dotted with hundreds of lakes and bayous, Louisiana is home to all types of terrain from swamps and marshes to lush forests and gentle hills. The state is known for its charm and friendly people, and still maintains the stately antebellum plantations and majestic oaks of its early days. The atmosphere is elegant, yet relaxed and casual.



SPORTSMAN PARADISE

Louisiana offers some of the finest hunting, fishing and boating opportunities in the country.

UNIQUE CULTURE

Louisiana is home to Mardi Gras, a two-week party that includes more than 60 parades and millions of visitors from around the world. All year long New Orleans Jazz, Creole culture, stately riverboats and some of the finest cuisine in the world is mixed into the diverse and renowned culture of Louisiana.

Maravich Center

INTRO

THIS IS LSU

PLAYERS

COACHES

REVIEW

PREVIEW

RECORDS

HISTORY

LSU

MEDIA



“You don’t get the feel for college basketball at other places the way you do at the **Deaf Dome at LSU.....”**

–Dick Vitale, ESPN/ABC commentator

It was known as the place Pete built, so it was probably fitting that the LSU Assembly Center was renamed the Pete Maravich Assembly Center shortly after the superstar’s tragic passing in 1988. Now into its fourth decade as the venue for the LSU men’s basketball team, it is a building full of memories and magical moments. Some are distant, some seem just like yesterday. It still remains one of the premier venues in the South to watch college basketball. In 1999-2000, as the Tigers drove for the SEC championship, the Deaf Dome atmosphere was again at its height. Tickets for SEC games were hard to get, the student body was joined by the rest of the crowd in creating an atmosphere that could only be described as “raucous.” That atmosphere was there in 2003 as LSU defeated top-ranked Arizona and made a late season run to the NCAA Tournament. Last year, large vocal crowds watched the Tigers beat Alabama and nearly upset nationally-ranked Kentucky. This will mark the 34th season of play for the Tigers in the Assembly Center during the 2004-2005 season where total paid attendance has topped the five million mark.





FACTS ABOUT THE MARAVICH CENTER

MARAVICH CENTER

- Seats 14,164 spectators
- \$11.5 million building, one of the most visible structures on campus
- Site of two NCAA Regional basketball tournaments: 1976, 1986
- Site of five NIT events: 1982, 1983, 1987, 1989, 2002
- East-to-West, you can put a football field and still have almost 33 yards of space left.
- North-to-South, you can put another gridiron and have about 13 yards extra.
- There are over one-fifth of a million square feet enclosed and over one-quarter of a million square feet through out for a total of 3,113,380 cubic feet.
- A total of 1,750 tons of air conditioning keeps the interior at year-round comfort.



Maravich Center

INTRO

THIS IS LSU

PLAYERS

COACHES

REVIEW

PREVIEW

RECORDS

HISTORY

LSU

MEDIA



The Maravich Center Under New Management



MARAVICH CENTER

On July 1, 2004, the management of the Pete Maravich Center came under the direction of the LSU Athletics Department. The building, preparing to host its 34th season of men's basketball, is now under going a multi-year refurbishing to continue it as one of the great basketball venues in the South.

WHAT'S NEW

- ▶ It's a renovation that began two years ago with new television lighting that can be turned on and off to allow for more freedom with player introductions and special ceremonies.
- ▶ It continued last season with a brand new roof surface that will serve for many years in the future, continuing the bright look the building had in the 1970s and 1980s. Also the outside windows of the building now feature the Tiger mascot running around the building which can be seen for miles as people enter the city on the Mississippi River Bridge.
- ▶ This year, basketball fans will see a completely redesigned concourse with video and graphic displays, renovated concession stands and video kiosks showcasing the best of the sports that play in the building - men's and women's basketball, volleyball and gymnastics.



The concourse had been divided into four quadrants:
Pete Maravich Pass
The Walk of Champions
Heroes Hall
Midway of Memories

MARAVICH CENTER ARENA EXCITEMENT

- ▶ **Pete Maravich Pass** - Skip Bertman said this about this particular quadrant: *"This building has been named after Maravich for over 16 years, but there has been little else done in recognition of his many accomplishments. In the Pete Maravich Pass you will see photographs - some of which have never before been seen by the public - you will read about him and you will see video of him in action."*
- ▶ The other three quadrants feature the All-Americans, the championships and the great memories that have occurred in the sports that occupy the building. There is a special kiosk where every "L" Club member is recognized at the touch of a button. There's a new Fan Zone from where the promotions department will initiate more fan friendly events to make a night at the Maravich Center a fast-paced family experience.
- ▶ There is still more to come. At the close of this basketball season, the seats in the arena will be replaced, the acoustical paneling around the top of the arena will be replaced and handicap accessible seating is added at new locations. Also planned are upgraded restroom facilities and updates to the heating and air conditioning system.



National Spotlight

INTRO

THIS IS LSU

PLAYERS

COACHES

REVIEW

PREVIEW

RECORDS

HISTORY


LSU

MEDIA



ON THE COVER

MAGAZINE COVERS



LSU's Pistol Pete Maravich graced the cover of Sports Illustrated in the college basketball preview issue prior to the 1968-69 season (Dec. 1, 1969).



Freshman Chris Jackson was making national headlines for his scoring prowess when he graced the cover (Feb. 20, 1989).




He was a sophomore at the time SI came to Baton Rouge to profile Shaquille O'Neal, calling him the Real Deal (Jan. 21, 1991).



The Tigers are featured on the cover of one of the many preseason magazines out prior to the 2004-05 season.

IN THE NEWS

MEDIA ATTENTION



LSU is one of the most widely recognized programs on the national forefront. It is among the most frequently-covered programs in the nation, while also being the largest media draw in the state of Louisiana. With its constant national visibility, millions of college basketball fans throughout the country see, read and hear about LSU basketball on a daily basis.



Dick Vitale enjoying a pre-game workout.



Joe Dean Jr. and Tim Brando call the action on Jefferson Pilot.

Locker Room

INTRO

THIS IS LSU

PLAYERS

COACHES

REVIEW

PREVIEW

RECORDS

HISTORY

LSU

MEDIA



LSU's dressing room area ranks among some of the finest in college basketball. The project started prior to the 1997-98 season and was completed in time for the 1998-99


basketball season. The spacious locker room features wide dressing areas with mirrors for each player, including a locker and storage bin. Fully carpeted and well-lit, the locker room is immediately adjacent to the shower room, training facility and the squad room.



The locker room, located downstairs in the Maravich Assembly Center, includes a big screen television to review video tapes of practice and upcoming opponents as well as a wall-mounted marking board for messages and strategy sessions.



The Norman Deumite-Matt McKay Squad Room gives the LSU basketball program one of the finest basketball meeting rooms in the country. Located adjacent to the team dressing room in the Maravich Assembly Center, the Deumite-McKay Squad Room has seating for 20 student-athletes. The room features plush individual seating in a comfortable theater-like atmosphere. In addition, the room has all of the audio and visual accompaniments necessary for meetings, reviewing of game tapes and lectures. The addition to the Maravich Assembly Center and the LSU athletic physical plant was made possible in large part by Norman Deumite and Matt McKay, who made a sizeable financial contribution for the purpose of building the facility.



DEUMITE-MCKAY SQUAD ROOM

DEUMITE-MCKAY



Strength and Conditioning



The LSU strength and conditioning facility was built in 1997 and features the latest in both strength training and cardiovascular training equipment. Measuring 10,000-square feet, LSU has one of the finest strength and conditioning facilities in the nation. LSU strength and conditioning team took a new direction in 2000 under strength coach Tommy Moffitt. Moffitt, who was named the 1999 Collegiate Football Strength and Conditioning Coach of the Year by the Professional Football Strength and Conditioning Coaches Society, is in charge of the LSU strength and conditioning facility, located in Tiger Stadium.

Strength and conditioning can be the heart and soul of an athletic program's success, and LSU has taken great strides to improve its strength program and facilities.

AMENITIES

- ▶ 28 multi-purpose power stations
- ▶ 36 assorted selectorized machines
- ▶ 10 dumbbell stations with 2 sets of 5-180 pound free weights
- ▶ Custom made equipment by Body Masters and Eleiko



FACILITY BUILT BY THE TIGER ATHLETIC FOUNDATION





STRENGTH

STRENGTH



POWER

POWER

FACILITY BUILT BY THE TIGER ATHLETIC FOUNDATION



Dr. Martin J. Broussard Center for Athletic Training



LSU boasts the largest and most complete athletic training facility in all of collegiate athletics. Focused on aggressive rehabilitation, the Broussard Center for Athletic Training is furnished with the latest in technology and equipment. Some of the features of the 23,000-square foot facility include an on-site x-ray room, an in-house pharmacy, as well as state of the art hydrotherapy pools. The Broussard Center for Athletic Training is equipped with the largest hydrotherapy pools in both collegiate and professional sports and is one of the few collegiate training centers with a full-service pharmacy, as well as on-site x-ray room. LSU is also the only school in college athletics with a training room equipped with a full-service vision center. The facility is named in honor of legendary trainer Dr. Martin J. Broussard, who served as LSU's athletic trainer for over 40 years.

AMENITIES

- ▶ 23,000 square foot athletic training facility
- ▶ On-site x-ray room
- ▶ In-house full-service pharmacy
- ▶ In-house dental and vision centers
- ▶ A Hydrotherapy pool



FACILITY BUILT BY THE TIGER ATHLETIC FOUNDATION



Dr. Martin J. Broussard Center for Athletic Training



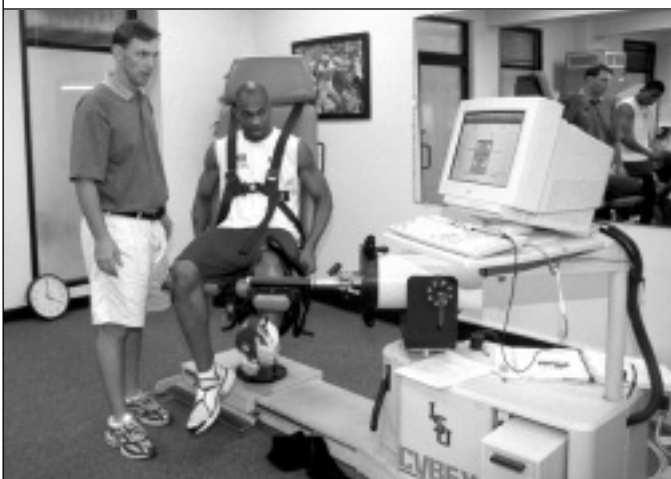
HYDROTHERAPY POOL

The training center has several pool areas for use in athletic rehabilitation.



DENTAL CENTER

A fully functional dental center is located inside the Broussard Center for Athletic Training



REHABILITATION

LSU's Broussard Center for Athletic Training boasts some of the most technologically advanced equipment to aid the recuperation and rehabilitation of LSU's student-athletes.

VISION CENTER

Dr. Don Peavy conducts eye exams for LSU's student-athletes in a convenient location in the Broussard Center for Athletic Training.



PHARMACY

The LSU Athletic Training Pharmacy is the only one of its kind in college athletics. Staffed by pharmacist Kevin Denoux, the LSU Athletic Training Pharmacy provides the Tigers with first-class service in a convenient location.



Dr. Martin J. Broussard with running back Billy Cannon in 1959

DR. MARTIN BROUSSARD

LSU's multi-million dollar athletic training facility is named in honor of Dr. Martin J. Broussard, the legendary trainer whose career spanned over 40 years at LSU, having been appointed to the position of head athletic trainer in 1948. Following his semi-retirement from the day-to-day work as trainer in 1993, he continued to serve the LSU as an Assistant to the Athletic Director through 2001 giving him well over 50 years of service to the Athletic Department.

Among his many accomplishments was the formulation of "Quick Kick", an isotonic drink used to replace liquids, vitamins and the electrolytes lost through sweating. He was a trainer for the Pan American Games in 1955 and the U.S. Olympic team in 1960. In 1963, the Rockne Foundation named him Trainer of the Year. In 1978, Broussard was named to the NATA Hall of Fame followed by the Louisiana Athletic Trainer's Hall of Fame in 1982.

Jack and Priscilla Andonie Museum

INTRO
THIS IS LSU
PLAYERS
COACHES
REVIEW
PREVIEW
RECORDS
HISTORY
LSU
MEDIA



The Jack and Priscilla Andonie Museum is home to LSU's Athletics history. The museum, located at the Lod Cook Alumni Center on LSU's campus, is full of artifacts and memorabilia from the Andonie's personal collection gathered by the couple over the past three decades that total about 13,000 pieces. The museum features 51 separate displays that include at least one area in the room for each of LSU's sports. There are also displays featuring LSU's five retired jerseys, the "Early Years" of LSU athletics, the Tiger Band and Golden Girls, cheerleaders and Mike the Tiger. The center piece of the museum, that will change at least once a year, features "The Road to the National Championship," game-by-game recap of the 2003 LSU football team's national championship season. Included in the display is a replica of the ADT National Championship trophy, coach Nick Saban's sideline headset, and an official game ball signed by the team.

AMENITIES

- ▶ 51 separate displays
- ▶ 12 large wall-mounted television screens
- ▶ 13,000 LSU artifacts and memorabilia
- ▶ Numerous kiosk displays

MUSEUM HOURS:

9 a.m. - 5 p.m. • Monday - Friday
 9 a.m. - 5 p.m. • Saturday's *
 8 a.m. - 12 p.m. • Sunday's *

* Only the weekend of home football games

\$3 - Adults
 \$2 - Seniors
 \$1 - LSU employees and high school or college students





Each of LSU's athletic programs are featured in their own area with a large photo gallery spanning the history of the sport. There are also six large wall-mounted television sets placed throughout the room that air footage of past and present LSU events and a history of the formation of the museum. Large banners are hung around the museum for each of LSU's championships,



SHAQUILLE



PISTOL PETE



Championship Basketball



NATIONAL CHAMPIONS

1935

SEC CHAMPIONS

1935

1953

1954

1979

1981

1985

1991

2000

NCAA FINAL FOUR

1953

1981

1986

NIT FINAL FOUR

1970

- 52** First Team All-SEC Selections
- 37** Academic All-SEC Honors
- 7** First Team All-Americans
- 21** Postseason Appearances
- 3** NCAA Final Four Appearances
- 1** NIT Final Four Appearance
- 1** National Title
- 8** Southeastern Conference Titles
- 11** NBA First-Round Draft Picks
- 1** NBA No. 1 Pick
- 2** NBA No. 2 Picks
- 2** NBA No. 3 Picks
- 3** Members NBA at 50 Team
- 2** College National Players of the Year

NCAA TOURNAMENT APPEARANCES

1953	1988
1954	1989
1979	1990
1980	1991
1981	1992
1984	1993
1985	2000
1986	2003
1987	






1991

National Player of the Year
Shaquille O'Neal



1981

National Coach of the Year
Dale Brown



1970

National Player of the Year
Pete Maravich

Champions

Tigers in the NBA

INTRO
THIS IS LSU
PLAYERS
COACHES
REVIEW
PREVIEW
RECORDS
HISTORY
LSU
MEDIA



Ronald Dupree (above) as a member of the Chicago Bulls.
Stromile Swift (left), a member of the Memphis Grizzlies, was the second pick in the 2000 NBA Draft.

The LSU basketball program has a lasting legacy in the history of the National Basketball Association and that fact has been well documented by two separate occurrences in the last 10 years.

First in 1992, Shaquille O'Neal was taken as the first overall pick in the draft by the Orlando Magic. He was the first Southeastern Conference player taken as the top overall pick in the NBA draft.

Then in June 2000, Stromile Swift was taken as the second overall pick in the draft by the Vancouver (now Memphis) Grizzlies. It marked the fifth time a Tiger player had been chosen in the top three picks in the draft, joining Bob Pettit (2nd pick, Milwaukee - 1954), Pete Maravich (3rd pick, Atlanta -

FIRST ROUND DRAFT CHOICES SINCE 1990
1990
Chris Jackson Denver Nuggets (3rd pick)
1991
Stanley Roberts Orlando Magic
1992
Shaquille O'Neal Orlando Magic (1st pick)
1993
Geert Hammink Orlando Magic
2000
Stromile Swift Vancouver Grizzlies (2nd pick)

1970), Chris Jackson (3rd pick, Denver - 1990), and Shaquille O' Neal (1st pick, Orlando-1992).

In all, LSU has had 11 first round NBA draft picks. Others besides O'Neal, Swift, Pettit, Maravich and Jackson include: 1952 -- Joe Dean, Indianapolis; 1983 -- Howard Carter, Denver; 1985 -- Jerry Reynolds, Milwaukee; 1986 -- John Williams, Washington; 1991 -- Stanley Roberts, Orlando; 1993 -- Geert Hammink, Orlando.

Since 1952, 44 LSU players have been chosen by teams in the NBA draft. Plus there are countless others who have and are presently playing for teams abroad. In all, a total of 28 players have logged regular season minutes in either the NBA or the ABA.

ANNUIVERSARY TEAM

NBA'S 50th ANNIVERSARY TEAM



Pete Maravich



Bob Pettit



Shaquille O'Neal

LSU was one of just two colleges to have three players named to the NBA's 50th anniversary team. The three players have all had a profound influence on the pro game, much like their college careers which can be found on pages 195-197 of this book.

In the pro game, Pettit, also named to the league's 25th and 35th anniversary teams was the NBA Rookie of the Year and an 11-time All-Star. He was a four-time All-Star MVP and twice (1956, 1959) league MVP.

Maravich never won an NBA championship, but his magical play dazzled fans and opponents alike. He led the NBA in scoring in 1977 with 31.1 ppg. He averaged over 24 points in 10 NBA seasons.

O'Neal was the first LSU and SEC player to ever be drafted No. 1 by Orlando. He then played for the L.A. Lakers where he has led the Lakers to the 2000, 2001, and 2003 NBA championships. This Season he will play for the Miami Heat.

Retired Jerseys


INTRO
 THIS IS LSU
 PLAYERS
 COACHES
 REVIEW
 PREVIEW
 RECORDS
 HISTORY
 MEDIA
 LSU

The five individuals on this page are the only men to have their jerseys retired by LSU. Basketball has retired the No. 23 for Pete Maravich, No. 50 for Bob Pettit, Jr., and No. 33 for Shaquille O’Neal. Football’s only retired jersey is the No. 20 worn by Billy Cannon, while baseball retired the No. 15 in honor of longtime coach and current athletics director Skip Bertman.



**BOB
PETTIT**
50

Led LSU to its first NCAA Final Four in 1953 and he later became the first player in NBA history to exceed the 20,000-plus point barrier. Pettit is a member of the NBA Hall of Fame and in 1997 he was named as one of the top 50 players in NBA history.



**PETE
MARAVICH**
23

“Pistol Pete,” Maravich still holds the NCAA record for career points with 3,667 and for career scoring average with 44.2 points a game. He was selected the National Player of the Year in 1970 after leading the Tigers to the NIT Final Four. He scored 50+ points an amazing 28 times. He went on to a 10-year professional career and was selected as one of the NBA’s 50 greatest players in 1997.



**SHAQUILLE
O’NEAL**
33

Was the first pick in the 1992 NBA Draft. He was named MVP of the league in 2000 and was a three-time NBA Finals MVP after leading the Los Angeles Lakers to three World Championships. At LSU, O’Neal averaged 21.6 points and 13.6 rebounds for his career, and in 1991, he was named the World’s Amateur Athlete of the Year as well as SEC Athlete of the Year and National Player of the Year. In 1997, he was named as one of the top 50 players in NBA history.



**BILLY
CANNON**
20

One of the true legends of college football in the South, Cannon was the 1959 Heisman Trophy winner and helped the Tigers to the 1958 national title. Cannon’s most memorable performance came in 1959 against Ole Miss when No. 1 LSU trailed No. 3 Ole Miss 3-0 in the fourth quarter. He fielded a punt, broke seven tackles and returned it 89 yards for the 7-3 victory. He went on to a successful 11-year professional career.



**SKIP
BERTMAN**
15

A legend in the college baseball ranks, Bertman created a dynasty at LSU, guiding the Tigers to five national titles in a 10-year stretch from 1991-2000. He also skipped the United States to a bronze medal at the 1996 Olympics in Atlanta and was an assistant on the gold medal-winning U.S. squad in Seoul, Korea in 1988. Bertman retired from coaching following the 2001 season and is currently the LSU athletic director.

LSU's Success in each of its 20 sports is evident with this outstanding list of Tigers.



PAT HENRY

Led the LSU track and field program to 27 national championships and 19 SEC titles. The only coach to win both men's and women's titles in the same year and became the first to accomplish the feat of winning both the men's and women's indoor national titles in the same season in 2004.




ESTHER JONES

A 21-time All-American while a LSU, Jones won a gold medal as a member of the United States' 4x100-meter relay team at the 1992 Olympic Games in Barcelona.



NICKI ARNSTAD

The 2002 NCAA Floor Exercise Co-Champion, Arnstad became the first LSU gymnast to win a national title. She was a two-time All-American and won the NCAA Central Regional Floor and All-Around Championships.



PETA-GAYE DOWDIE

A 19-time All-American. Dowdie was a member of three NCAA Championship teams during her time at LSU and went on to compete for her native Jamaica at the 2000 Sydney Olympics.




BRITNI SNEED

One of three four-time first-team All-SEC selections in conference history, Sneed was a two-time SEC Player of the Year and was a three-time NFCA All-American, leading the Tigers to the Women's College World Series in 2001.



WALTER DAVIS

An Olympian in 2000, Davis helped LSU to national titles in 2001 and 2002. The SEC Male Athlete of the Year in 2002, he won six NCAA titles and earned a school-record nine All-America honors.



DAVID TOMS

The two-time SEC Player of the Year, Toms has gone on to a successful career on the PGA Tour. Among his PGA Tour victories was a thrilling win at the PGA Championship in August of 2001.



MARIE FERDINAND

The eighth pick overall in the 2001 WNBA draft by the Utah Starzz. A Kodak All-American in 2000-01 who helped the Lady Tigers to the Elite Eight in 2000 and to the NCAA Tournament three times. She is a two-time WNBA all-star selection.



TODD WALKER

Capped his LSU career as the SEC's all-time leader in hits, runs, RBIs, and total bases. Walker, who is a member of the All-Time College World Series Team, led LSU to the national title in 1993.



MEREDITH DUNCAN

The nation's top collegiate golfer in 2002, Duncan left LSU as the schools best female golfer. She earned first-team All-America honors as a senior in 2002 and won the United States Women's Amateur Championship in 2001.



BEN MCDONALD

Named National Player of the Year in 1989 and he was later the first player chosen in the Major League Baseball Draft by the Baltimore Orioles.

Prominent LSU Alumni

INTRO

THIS IS LSU

PLAYERS

COACHES

REVIEW

PREVIEW

RECORDS

HISTORY

LSU

MEDIA



While LSU continues to make its mark on the playing field, winning 43 national titles the state's flagship University continues to be a breeding ground for some of the greatest minds in the world past and present.

SHAQUILLE O'NEAL

Three-time NBA champion Shaquille O'Neal joined the long list of prominent LSU alumni when he earned his degree in General Studies in December 2000. O'Neal returned to LSU to speak to student-athletes in Sept. 2004.



EDUARDO AGUIRRE, JR.

Named the first Director of U.S. Citizenship and Immigration Services (USCIS), a department under the Department of Homeland Security, President George W. Bush appointed him to this position, in February 2003.



KEVIN FAULK

Excelled in both the classroom and on the playing field as he graduated in just 3 years. Faulk is currently a member of the Super Bowl Champion New England Patriots.



DR. JAMES ANDREWS

A world-renowned orthopedic surgeon. Andrews is a 1963 graduate of LSU and a 1967 graduate of LSU Medical School. While at LSU, Andrews won the SEC indoor and outdoor titles in the pole vault.



CARLOS ROBERTO FLORES

Currently president of Honduras, a position to which he was elected in 1997. Flores is married to the former Mary Carol Flake, also an alumnus of LSU.



LOD COOK

Graduated from LSU with a bachelor's degree in Mathematics in 1955 and then earned his Master's degree in Petro Engineering in 1955. Cook served as CEO of ARCO for nine years.



JIM FLORES

Graduated from LSU and currently is the Vice Chairman of Ocean Energy, the World's Leader in Oil Exploration, based in Houston, Texas.

PROMINENT LSU ALUMNI

Donald R. Anderson - Diplomat.

Larry Arthur - AIDS researcher.

Elizabeth Ashley - Actress.

John Ed Bradley - Sports Illustrated writer and novelist.

John Breaux - U.S. Senator (1987-present) and U.S. Congressman (1972-86) from Louisiana.

Don Clayton - President and CEO, Meridian Oil Co.

"Lightning Joe" Lawton Collins - Chief of Staff for President Truman.

Eric Arture Delvalle - Former president of Panama.

A. Wright Elliott - Executive vice president, Chase Manhattan Bank.

Graves Erskine - U.S. Marine Corps General in WWII.



Bill Conti - Oscar-winning composer who has written theme music for several well-known movies, including Rocky and its sequels, The Karate Kid and For Your Eyes Only.

Maxime A. Faget - Designed Mercury and Gemini spacecrafts.

Mary Carol Flake Flores - First Lady of Honduras.

Julie Giroux - Emmy Award-winning composer.

Rufus William (Bill) Harp - Television Set decorator.

Walter Hitesman - Former president, Reader's Digest.

Hubert Humphrey - U.S. vice president (1965-69).

W. Vernon Jones - Branch Division Chief, NASA headquarters

Russell Long - U.S. Senator from Louisiana, 1948-87.

James Malmberg - President, CEO, Piccadilly.

Ray Marshall - Secretary of Labor under President Carter.

Grover Murray - President emeritus of Texas Tech University.

Edwin Newman - TV journalist and commentator.

Carolyn Bennett Patterson - Former senior editor, National Geographic.

J. Howard Ramin - CEO, Texaco.

Rex Reed - Drama critic, syndicated columnist.

Maj. Gen. Thomas Rhame - Led 1st Infantry Division against Iraq during Persian Gulf War.

Thomas O. Ryder - President, American Express Publication Corp. and magazine publisher.

Dolores Spikes - President of the University of Maryland-Eastern Shore.

Ray Strother - Author, political consultant.

Joanne Woodward - Academy Award-winning actress.



REINOSUKE HARA

Researched at LSU in the 1950s and then later received the honorary Doctorate of Science degree from LSU in 1992. Currently is Vice-Chairman of Seiko Instruments.



EDDIE J. JONES

President of the NFL's Miami Dolphins franchise. The 36-year veteran of the NFL currently serves on the NFL's Employee Benefits Committee.



MARY L. LANDRIEU

Became the first woman from Louisiana elected to a full term in the United States Senate in 1997.



MARTY SIXKILLER

Senior Technical Director for PDI/DreamWorks' movies "Antz", "Shrek", and "Shrek 2."




HARRY J. LONGWELL

Graduated from LSU in 1963 with a Bachelor's degree in Petroleum Engineering and currently is Executive Vice President of ExxonMobil.

JAMES CARVILLE

Received both a Bachelor's degree and Law degree from LSU. Carville gained fame in the 1990's as the chief campaign strategist for Bill Clinton and Al Gore. Carville also penned a best-selling memoir titled All's Fair: Love, War and Running for President.



Athletic Facilities

INTRO

THIS IS LSU

PLAYERS

COACHES

REVIEW

PREVIEW

RECORDS

HISTORY

LSU

MEDIA



COME ONE, COME ALL

LSU TEAMS DRAW SOME OF THE LARGEST CROWDS IN ALL OF COLLEGE ATHLETICS

1,196,724

Fans passed through the gates of LSU home sporting events in 2003-04 for the 10 sports in which official attendance records are kept. The 1.19 million fans breaks the previous school record of 1.18 million set in 2002-2003.





BERNIE MOORE TRACK STADIUM

Men's and Women's Outdoor Track & Field
Built - 1969 • Capacity - 5,680
Largest Crowd - 3,947 on June 1, 2001 (NCAA Championships)



TIGER STADIUM

Football
Built - 1924 • Capacity - 91,600
Largest Crowd - 92,251 (vs. Georgia, 9-20-03)



ALEX BOX STADIUM

Baseball
Built - 1938 • Capacity - 7,760
Largest Crowd - 8,683 vs. Houston on March 6, 2004



TIGER PARK

Softball
Built - 1996 • Capacity - 1,000
Largest Crowd - 1,506 vs. Southern Miss on May 22, 1999 (NCAA Regional)



W.T. "DUB" ROBINSON STADIUM

Men's and Women's Tennis
Built - 1970 • Capacity - 550




SOCCER COMPLEX

Women's Soccer
Built - 1996 • Capacity - 1,500
Largest Crowd - 911 vs. Tennessee, Sept. 13, 1996



UNIVERSITY CLUB

Men's and Women's Golf
Built - 1998



NATATORIUM

Men's and Women's Swimming & Diving
Built - 1985 • Capacity - 2,200

LSU Basketball and Louisiana

INTRO

THIS IS LSU

PLAYERS

COACHES

REVIEW

PREVIEW

RECORDS

HISTORY

LSU

MEDIA



68,112

The 1990 game with Notre Dame ranked until last season as the largest paid attendance for a regular season game - 68,112. The game was a "Hoops to Help" benefit for the homeless, co-sponsored by Comic Relief.

54,321

At the Superdome on Jan. 28, 1989, LSU downed Georgetown 82-80. A then record turnstile crowd for a college basketball game of 54,321 and a national television audience looked on as the undermanned Tigers knocked off the second-ranked Hoyas on Ricky Blanton's layup with one second to play.

12,341

The Tigers began appearing in the Arena setting for the Sugar Bowl Classic in December 1999 when before a nationally televised audience and a Sugar Bowl basketball record crowd of 12,341, LSU upset nationally ranked Oklahoma State.

The LSU Tigers will continue their role as the host team for the Nokia Sugar Bowl for the sixth straight year as part of a Dec. 30 televised doubleheader in the New Orleans Arena.

The Tigers began appearing in the Arena setting for the Sugar Bowl Classic in December 1999, when before a national television audience and a Sugar Bowl basketball record crowd of 12,341, LSU upset nationally ranked Oklahoma State.

Last year, the Tigers downed Alabama-Birmingham of Conference USA to run LSU's record in the event to 4-1 since the 1999 renewal.

This year, the Southeastern Conference will take on teams from the Atlantic Coast Conference, as Mississippi State, back for a third consecutive appearance, will face Virginia Tech at 6:30 p.m., followed by LSU and Florida State. Fox Sports Net, as it has every year since 1999, will again televise the doubleheader.

LSU vs. LOUISIANA

47

The Tigers enter the 2004-05 season having won 47 consecutive home games against colleges and universities from the state of Louisiana. The streak is 25 games in the John Brady era as head coach. The last time LSU lost to a Louisiana school at the Maravich Assembly Center goes all the way back to Dec. 6, 1988, when Louisiana Tech beat LSU, 111-109, in overtime. The present streak started two nights later, Dec. 8, when LSU defeated McNeese State, 91-89.

LSU's all-time record against Louisiana colleges and universities since the program began is 293-127 (69.8 percent).

The SEC is 9-1 in the first five years of the event. LSU has defeated Oklahoma State of the Big 12, Oregon State of the Pac-10 and Tulane and Alabama-Birmingham of Conference USA, while losing to Miami, then of the Big East.

When you say New Orleans and Tigers basketball, there is a big presence in the Crescent City. Fans will talk about the big attendance promotions that LSU sponsored in the Louisiana Superdome in the 1980s and early 1990s. Three times since Jan. 1988, LSU has defeated teams ranked in the top three in New Orleans, once at the Superdome and twice at Lakefront Arena where LSU hosted games on the UNO campus.

LSU has won 25 of its last 30 games in New Orleans (83.3 percent) and is 20-5 (80 percent) in the Superdome/New Orleans Arena venues. In all, the Tigers are 82-60 in games played in New Orleans since 1911.

WHAT'S THE BEST WAY TO
JUDGE WHICH CONFERENCE IS THE

BEST in the **NATION?**



Throughout the history of men's college basketball, the Southeastern Conference has captured eight NCAA Championships and three NIT titles putting the SEC as one of the nation's top basketball conferences.

The SEC had another solid season in 2003-04, advancing at least half of the SEC's member institutions to the postseason for the 26th consecutive year.

SIX TEAMS DANCING AGAIN

The SEC tied its conference record for NCAA Tournament bids last season with six bids for the sixth straight season, tied with the ACC, Big East and Conference USA in number of bids for the 2004 NCAA Tournament. The league tied the record set in 1987 that was again accomplished in 1999, 2000, 2001, 2002 and 2003.

The SEC closed the season with seven wins in the 2004 NCAA Tournament, tied for fourth in the nation. The SEC did not have a team reach the Final Four for just the fourth time in the last 12 years, when Alabama was eliminated in the Elite Eight.

2004 also marked the 15th straight year the SEC had at least one team advance to the Sweet 16 (Alabama and Vanderbilt) and the 10th time in 12 years that the conference had a team advance to the Elite Eight.

SPREADING THE WEALTH

Since the 1980-81 season, each of the 12 SEC schools has captured either an SEC divisional, overall or tournament title and 11 different schools have won or shared the SEC Championship since the league's inception in 1933.

The wealth was truly shared last year as Alabama and Georgia joined the ranks of SEC Divisional Champions. All 12 schools have now won or shared a division title.

EVERYBODY DANCE

Every team in the SEC has made at least one NCAA Tournament appearance in the last four editions of the "Big Dance," which shows the balance in the league over the past few seasons.

HOW SWEET IT IS

In 2004, two SEC teams made the Sweet 16 with Alabama and Vanderbilt advancing.

The Crimson Tide and the Commodores became the 10th and 11th SEC teams since 1996 to advance to the Sweet 16. The SEC leads the nation with 11 of its 12 members reaching the Sweet 16 since 1996. Next in line behind the Southeastern Conference are the Big East (10), Big Ten (9), Big XII (7), Pac 10 (7) and ACC (5).

SEC HAD BEST RECORD AMONG TOP CONFERENCES

The SEC led the nation with a 29-15 record against the Top 8 RPI basketball conferences, entering the NIT and NCAA Tournaments.

HOME SWEET HOME

Southeastern Conference teams had a 147-42 (.778) record at home last season.

SEC IN STRENGTH OF SCHEDULES

The SEC had 10 of the 40 toughest schedules in the country, according to CollegeRPI.com, entering the NIT and NCAA Tournaments.

SEC STILL AMONG FINAL FOUR LEADERS

In the last 12 NCAA Tournaments (1993-2004), the SEC's nine Final Four appearances are behind on the ACC's 12 for the most by any conference during that span.

With Florida returning to the Final Four in the 200 season, the SEC has had a total of four different teams to make the national semifinals, two behind the Big Ten's six and tied with the ACC.

Florida's Final Four showing gave the SEC its 19th all-time appearance (24th including five appearances by Arkansas prior to joining the SEC). The Gators' win over Oklahoma State in the 2000 East Regional Final was the league's 39th all-time appearance in a regional final (44th including five trips by Arkansas prior to joining the SEC).

SEC SECOND IN NCAA TOURNEY WINS

With a 7-6 record in the 2004 NCAA Tournament, the SEC ranks second among all conferences in wins in the "Big Dance" since the 1994 season.

The Southeastern Conference has amassed 93 victories since the 1994 NCAA Tournament.

CLOSE CALLS

Winning conference games was not easy this season as evidenced by some tight games decided by the slimmest of margins.

Of the 96 conference games played last season, 33 were decided by six points or less, including six overtime games. Meaning 34.4 percent of league games were won in the final minutes.



Tiger Girls/Cheerleaders




Front Row (L to R): Julie Arbo, Denise Dicharry, Ashley Landry
Second Row (L to R): Jamie Montegut, Aimee Pitre, Kristen Hebert, Leanne Ricciardi
Third Row: Rachal Delouche, Kristin Loup, Sabrina Bauggue, Ronnie Burke, Mary Alice
Milford Fourth Row: Janeen Bridges, Alisha Captain, Lacy Goree, Megan Lucy, Tallie Adra


2004-05 Tiger Girls - The popular men's basketball dance group is in its eighth year of performing at the Assembly Center. The Tiger Girls won the 2000 National Dance Team Championship and finished second in 2004.



Front Row (L to R Sitting): Natalie Cohn, Ernie Stokes, Amanda Newport, Erin Hains, Tommy Griffin, Brooke Ladner
Second Row (L to R): Pauline Zernott (Spirit Coordinator), Chico Garcia, Brittany Robb, Katie Prechter, Michelle Soileau, Megan Prescott, Jason Amadeo, Kim LeBoeuf (Coach), Lauren Keller (Graduate Assistant)
Third Row: Mike Melito, Scott Watkins, Jimmy Gravois, Stephanie Hickman, Jennifer Farris, Codi Trahan, Kaley McKenna, Landon McCoy, Liza Boyer, Kate Stone, Jordan Arce, Hunter Louviere, Shane Womack, Jeff McDonald
Back Row (L to R): Evan Payne, Ryan Krenek, Kenny Daenen, Toby Garcia, Rusty Secrist, Jamie Pylant, Drew Woodward, Fred Billizon, Lance Laurent, Derrick Townsend, Daniel Anderson
 (not pictured: Kelley Walker)

2004-05 Tiger Cheerleaders - The Tiger Cheerleaders are routinely among the tops in the country in annual competitions, having placed in the top five two of the last three years.





THE TIGERS

2004-2005 LSU MEN'S BASKETBALL MEDIA GUIDE

Outlook

THIS IS LSU INTR O PLAYERS COACHES REVIEW PREVIEW RECORDS HISTORY LSU MEDIA



2004-05 Outlook

When **Brandon Bass** made the decision to return to LSU after exploring the possibility of entering the NBA draft, the date was June 17. It was the date LSU Coach **John Brady** could finally know the makeup of his team for the 2004-05 season.

The team he has is an outstanding group of players who have experienced the highs and lows of college basketball and four newcomers who bring a wealth of talent to the program. Blended together, it could give the Tigers the opportunity to participate in a post-season tournament for the fifth time in the last six years.

RETURNING LETTERMEN

The Tigers starting lineup took several shapes in LSU's 18-11 NIT season, but five players return to the team that started no fewer than 17 games each.

Bass obviously leads the returnees, having started all 29 games en route to earning SEC Freshman of the Year and Freshman All-America honors. The Baton Rouge sophomore averaged 12.8 points and 7.4 rebounds a game, while averaging 35 minutes a contest.

The forward shot over 50 percent from the field and also was a tremendous factor at the free throw line, hitting 78.3 percent (making 123-of-157 attempts).

Bass had seven double-doubles and in the last five games, with Jaime Lloreda (the team's leading scorer no longer playing), he was in double figures in all five games with two double-doubles.

Darrel Mitchell came off the bench every game in 2003 and was well on his way in 2004 to becoming LSU's best sixth man since the days of Willie Sims in 1981. But along the way, Coach Brady found the need to move him into the starting lineup for the last 12 games (17 for the season).

Mitchell showed no sophomore slump, averaging 11.9 points a game and 2.2 assists, while averaging just 1.4 turnovers a game in over 30 minutes of playing time a contest.

Mitchell was a strong force from the three point line, finishing second in the league hitting 67-of-160 attempts (41.9 percent). Seven times he hit four or more treys in a game and twice, against Tennessee and at Auburn, he hit 6-of-9 treys, while scoring 22 against the Volunteers and 18 against Auburn. In that game against UT, he also had eight assists and no turnovers.

LSU's 2004-05 season will need the leadership and playing ability of its two three-year senior lettermen -- **Antonio Hudson** and **Xavier Whipple**.

Hudson improved his numbers from his sophomore year, averaging 10.2 points a game, but besides his leadership, the LSU coaching staff will be looking for the consistency that has been missing in his career. Three times Hudson posted three-game double-figure scoring streaks, but couldn't extend things as the Grambling native hit just 39 percent from the floor.

Whipple has never been a big scorer for the Tigers, but for the last year and a quarter, he has been a solid point guard. Whipple averaged 4.1 points a game, but more importantly he recorded 3.0 assists per game. Nine times he had four or more assists and only six times did he have more turnovers than assists in a game.

Regis Koundjia started 20 games as a freshman coming out of prep school, but while Koundjia proved to be a strong defensive factor at times, LSU will be looking for better offensive numbers as Koundjia looks to improve his 36 percent field goal percentage and his 20 percent from the arc. In 27 games, Koundjia averaged 3.9 points per game and 3.6 rebounds a contest.

Sophomore **Tack Minor** brings another dimension to the team when he comes in to the game with not only his quickness, but also his scoring ability. As a freshman, Minor learned a lot of what college basketball is all about, improving greatly as the season went on to finish as one of the top scoring freshmen in the league. Minor averaged 7.2 points per game while playing just over 15 minutes a contest.

Another freshman, **Darnell Lazare**, continued to improve with each and every appearance in a season in which he started eight of 29 games. Averaging 12 minutes per game, the local player hit better than 56 percent from the field (36-64), while averaging 2.9 points and 2.4 rebounds. His ability off the bench will be a key help to the team's depth situation. Also adding to that depth will be Kentucky sophomore **Ross**

Neltner. The former "Mr. Basketball" in Kentucky got plenty of minutes down the stretch and his game improved as his playing time increased and he has developed a nice potential role for himself this season.

Also, two walk-ons, **Paul Wolfert** and **Josh Maravich**, will continue with the team for another season. Both players have continued to improve and have been a big factor for the team in implementing the program's practice plans. Wolfert, prior to the season, was awarded a 2004-05 scholarship.

NEWCOMERS

The Tiger staff signed three freshmen from Baton Rouge for the 2004-05 season, all with strong credentials. In fact, two are from University High, **Glen Davis** and **Garrett Temple**, and the pair combined for state titles in 2002 and 2004 for U-High.

Davis was rated near the top in the country in many recruiting services and averaged 26.4 points and 14.3 rebounds while earning Louisiana's Mr. Basketball honors as the top player in the state. He was also named a Parade and McDonald's High School All-America and averaged over 24 points in his last three seasons at University High.

Temple becomes the third Temple to play basketball for the Tigers at LSU following in the footsteps of his father, **Collis, Jr.**, who played for LSU in the mid-1970s and his older brother, **Collis III**, who played at LSU 2000-03. Both had strong careers at LSU, the elder Temple, the first African American to play basketball at LSU and Collis III, as part of teams that went to post-season three times in his four years.

Garrett had a solid career at University High with an assist to turnover ratio of well over 2.5 to 1. He was a member of the Baton Rouge Advocate's All-Metro team and second team All-State with an average of 13.9 points, 7.4 rebounds and 5.5 assists.

Also joining the team this season will be McKinley's **Tyrus Thomas**. Thomas earned All-State second team honors in Class 4A, averaging 16 points, 12 rebounds and nine blocks

THE LINEUP

RETURNING STARTERS

(Note: Players starting at least 17 games a year ago)

No.	Name	Ht.	Wt.	Cl.	Exp.	PPG	RPG	A/BPG
1	Regis Koundjia	6-8	200	So.	IVL	3.9	3.6	1.0 A
2	Darrel Mitchell	5-11	176	Jr.	2VL	11.9	2.8	2.2 A
22	Xavier Whipple	6-2	172	Sr.	3VL	4.1	2.4	3.0 A
30	Brandon Bass	6-8	252	So.	IVL	12.8	7.4	1.9 B
42	Antonio Hudson	6-6	214	Sr.	3VL	10.2	3.9	1.9 A

RETURNING LETTERMEN

No.	Name	Ht.	Wt.	Cl.	Exp.	PPG	RPG	A/BPG
3	Tack Minor	5-11	200	So.	IVL	7.2	1.9	1.7 A
11	Josh Maravich	6-3	180	Jr.	2VL	0.0	0.0	0.0
32	Paul Wolfert	6-10	205	Jr.	2VL	1.7	0.3	0.0
35	Darnell Lazare	6-8	229	So.	IVL	2.9	2.4	0.3 A
41	Ross Neltner	6-9	235	So.	IVL	1.0	1.1	0.4 A

NEWCOMERS

No.	Name	Ht.	Wt.	Cl.	Notes
12	Tyrus Thomas	6-7	200	Fr.	Local product, second team All-State
10	David Fleshman	6-0	180	Fr.	Injured most of senior season, walk-on
14	Garrett Temple	6-5	180	Fr.	Third member of family to play for LSU
34	Glen Davis	6-9	310	Fr.	Mr. Basketball in La.; Prep All-America

per game. McKinley was ranked in the top five in the state and advanced to the state quarterfinals this past season.

The fourth newcomer is walk-on **David Fleshman** of Dunham High School in Baton Rouge. Fleshman was a top high school star in the city in both football and basketball through his junior year at Dunham. Early in his senior season, he was injured in football and missed most of the basketball season, returning late to help solidify Dunham's playoff team.

THE STAFF AND SCHEDULE

Coach John Brady's staff will have a different look in 2004-05. Back as associate head coach is ace recruiter **Butch Pierre**. Pierre has been part of Brady's program since the beginning of the Brady era and Pierre has been busy searching the country for the best talent available to fit the Tiger program.


Joining the coaching staff this season are **Nikita Johnson** and **John Treloar**. Johnson comes to Baton Rouge after serving on the staff of Monte Towe at the University of New Orleans, while Treloar, after a successful stint as coach and GM in the Continental Basketball Association, is making a move down south after working with Bob Knight and Mike Davis at the University of Indiana. Scott Soprych joins the staff as administrative assistant.

LSU will play several intersectional games in its non-conference schedule as it begins series at home with West Virginia and Ohio State while playing the second half of sets away from Baton Rouge (Southern Miss in Biloxi and at Utah). The Tigers will also travel to Houston and will face Florida State in the Nokia Sugar Bowl Basketball Classic in New Orleans.

The season will open with a four-team tournament involving Louisiana teams as LSU will take on Tulane and Louisiana-Lafayette meets Louisiana Tech on Nov. 19. The final round is scheduled for Nov. 21 following the LSU-Ole Miss football game in Tiger Stadium on Nov. 20.

Player Profiles

INTRO
THIS IS LSU
PLAYERS
COACHES
REVIEW
PREVIEW
RECORDS
HISTORY
LSU
MEDIA



BRANDON
Bass

- 2004 SEC Freshman of the Year
- Collegeinsider.com All-Freshman Team
- 2004 Second Team Freshman All-American (rivals.com)
- 2004 Dick Vitale SEC Diaper Dandy
- 2004 Second Team All-District NABC
- 2004 First Team All-Louisiana
- 2004 Freshman SEC Academic Honor Roll

30

6-8 • 252 • Forward
Sophomore
Baton Rouge, La.
Capitol High School

BRANDON BASS' CAREER HIGHS

- Points: 22, vs. UAB, 12-27-03
- Rebounds: 13, twice
- FGM: 8, vs. UNO, 1-12-04
- FGA: 13, twice
- 3-PT FGM: 1, five times
- 3-PT FGA: 3, at Alabama, 1-31-04
- FTM: 10, vs. UAB, 12-27-03
- FTA: 11, at Houston, 12-30-03
- Assists: 2, twice
- Blocks: 6, vs. ULM, 11-29-03
- Steals: 2, five times
- Min. Played: 40, vs. Oklahoma (NIT), 3-17-04

HIGHEST SCORING GAMES

1. 22 -- vs. UAB, 12-27-03
2. 20 -- at Arkansas, 1-6-04
3. 18 -- at UNO, 1-12-04
4. 17 -- vs. Georgia, 1-28-04
5. 16 -- at Houston, 12-30-03
6. 15 -- vs. Southern, 11-21-03
6. 15 -- vs. McNeese State, 11-24-03
6. 15 -- vs. Utah, 12-16-03
6. 15 -- vs. Southern Miss, 12-20-03
6. 15 -- at Alabama, 1-31-04
6. 15 -- at Auburn, 3-6-04

After a banner freshman campaign, will have the opportunity to continue to improve his skills to help the Tigers to another post-season berth.

FRESHMAN SEASON (2003-04)

Voted SEC Freshman of the Year by the league coaches, the first for an LSU athlete since Torris Bright in 2000 ... Started all 29 games, playing more than 1,000 minutes (1,013 - 34.9 average) ... Averaged 12.8 points, 7.4 rebounds a game, along with 1.9 blocks, while averaging 50.4 percent from the field and 78.3 percent from the free-throw line ... He is the leading returning scorer and rebounder for the 2004-05 Tigers ... Leading freshman scorer and rebounder in the SEC ... 20th overall in scoring and seventh in the league in rebounding ...

Eighth in free throw percentage ... Second in blocked shots ... Sixth in rebounding (6.8) in league games, sixth in free throw percentage (.788) and second in blocks (1.93) ... Had two 20-point games -- 22 vs. UAB in the Nokia Sugar Bowl Classic (12-27), including 10-of-10 at the line and 20 at Arkansas in his SEC debut ... 22 games scoring in double figures ... In the five games to end the season after team scoring leader Jaime Lloreda left the team, Bass scored in double figures in all five games including two double doubles, making 22-of-37 field-goal attempts (59.4 percent) ... Seven double-doubles on the season ... Shot better than 50 percent from the field in 18 of 29 games.

PRIOR TO LSU

Played forward for Coach Alvin Stewart at Capitol with the school winning two district championships ... He was District Most Valuable Player in Class 4A in both 2002 and 2003 ... He was named a McDonald's All-American, a Parade All-American and an Adidas All-American ... All-State as both a junior and senior ... He was also the Gatorade Player of the Year for the state of Louisiana in 2003 and was named to The Advocate's All-Metro team for two seasons ... Averaged 19 points, 14 rebounds



BASS'S CAREER TOTALS

YEAR	G/GS	MIN.	FG/FGA	FG%	3 FG/FGA	FG%	FT/FTA	FT%	REB-AVG	PF/D	AST	TO	BLK	STL	PTS-AVG
2003-04	29-29	1013	121-240	.504	5-19	.263	123-157	.783	214-7.4	59-0	17	55	56	21	370-12.8
Totals	29-29	1013	121-240	.504	5-19	.263	123-157	.783	214-7.4	59-0	17	55	56	21	370-12.8

BASS'S GAME-BY-GAME TOTALS


2003-04

Opponent	Min.	FG	3FG	FT	REB.	PF/D	A	TO	BLK	STL	PTS
Southern	37	5-7	0-0	5-7	11	4-0	0	4	3	0	15
McNeese State	36	4-6	0-0	7-8	12	2-0	2	2	2	0	15
Troy State	34	3-8	0-0	3-5	11	1-0	0	0	2	0	9
Louisiana-Monroe	31	5-8	0-0	0-1	2	2-0	1	5	6	1	10
Utah	37	5-13	0-0	5-6	8	4-0	0	2	3	0	15
Southern Miss.	36	7-9	0-0	1-1	5	4-0	1	2	2	0	15
Tulane	31	2-11	0-0	1-2	7	1-0	1	2	3	2	5
Vs. UAB	35	6-10	0-0	10-10	10	2-0	0	1	0	2	22
At Houston	36	4-6	0-0	8-11	11	1-0	1	1	1	2	16
At Centenary	33	4-8	0-0	2-4	9	2-0	0	1	0	2	10
At Arkansas	35	7-13	1-1	5-8	8	4-0	0	1	1	2	20
Alabama	36	3-5	0-1	6-7	8	3-0	0	3	3	0	12
At New Orleans	33	8-11	0-0	2-2	1	1-0	0	1	2	0	18
Mississippi State	33	3-5	0-0	2-3	3	3-0	1	0	0	1	8
At Ole Miss	36	3-7	1-2	2-2	9	1-0	0	2	1	2	9
At South Carolina	32	1-5	0-1	3-4	3	1-0	1	2	1	1	5
Georgia	35	5-6	1-1	6-8	8	1-0	1	1	1	2	17
At Alabama	35	3-11	1-3	8-8	13	2-0	0	2	3	0	15
Tennessee	35	4-8	0-1	2-3	6	1-0	0	1	2	1	10
Arkansas	30	5-12	0-1	4-5	4	4-0	2	0	4	0	14
At Florida	37	4-9	0-2	5-6	6	0-0	1	0	4	0	13
Auburn	33	5-9	1-2	2-2	3	2-0	0	1	1	1	13
At Vanderbilt	34	1-9	0-1	5-5	8	3-0	0	2	0	0	7
At Miss. State	35	2-7	0-0	3-4	7	1-0	1	1	1	0	7
Kentucky	37	4-5	0-0	5-5	6	4-0	1	3	3	1	13
Ole Miss	38	5-8	0-0	4-8	3	1-0	1	3	4	1	14
At Auburn	38	5-8	0-1	5-7	13	2-0	1	4	1	0	15
Vs. South Carolina	35	5-8	0-1	4-5	9	1-0	0	2	1	0	14
At Oklahoma	40	3-8	0-1	8-10	10	1-0	1	6	1	0	14
Totals	1013	121-240	5-19	123-157	214	59-0	17	55	56	21	370

and three assists per game in his senior season and 18 points and 13 rebounds as a junior ... Also played in two prestigious all-star games, scoring 14 points in the McDonald's All-Star game and 16 points and nine rebounds in the EA Sports Roundball Classic in Chicago.

PERSONAL

Born on April 30, 1985 ... Full name is Brandon Sam Bass ... Mom is Estelle Bass ... One younger brother, Christopher, and one sister, Dashia ... Nickname of "B Bass" ... Favorite food is red beans and rice ... Undecided on a major ... Favorite NBA team is the Los Angeles Lakers ... Likes to watch TV to relax.



Player Profiles

INTRO
THIS IS LSU
PLAYERS
COACHES
REVIEW
PREVIEW
RECORDS
HISTORY
LSU
MEDIA



42

6-5 * 214 * Guard
Senior
Grambling, La.
Grambling HS

ANTONIO HUDSON'S CAREER HIGHS

- Points: 25, vs. South Carolina (SECT), 3-12-04
- Rebounds: 9, vs. Arizona, 12-21-02
- FGM: 9, vs. Mississippi State, 2-13-02
- FGA: 14, three times
- 3-PT FGM: 5, vs. South Carolina (SECT), 3-12-04
- 3-PT FGA: 8, vs. Alabama, 1-10-04
- FTM: 11, vs. Georgia (SECT), 3-08-02
- FTA: 12, twice
- Assists: 5, twice
- Blocks: 2, three times
- Steals: 5, twice
- Min. Played: 42, vs. Mississippi State, 2-13-02

HIGHEST SCORING GAMES

1. 25 - vs. South Carolina (SECT), 3-12-04
2. 24 - vs. Vanderbilt (SECT), 3-7-02
3. 23 - vs. Mississippi State, 2-13-02
3. 23 - vs. Georgia (SECT), 3-8-02
5. 22 - vs. Centenary, 1-3-04
6. 20 - vs. Arizona, 12-21-02
7. 19 - vs. Southern, 11-19-01
8. 18 - at Arkansas, 1-22-03
8. 18 - at Vanderbilt, 2-21-04
10. 17 - vs. Tennessee, 2-4-04

ANTONIO
Hudson

2002 All-SEC Tournament

Finished strong in the SEC Tournament and the NIT to get his scoring average back to double figures ... Will be looked at to be a team leader and obtain the consistency needed to help the team.

JUNIOR SEASON (2003-04)

Finished the year with a career high 25 points against South Carolina in the SEC Tournament (3-12) and 16 at Oklahoma in the NIT (3-17) to get his final average back to double figures (10.2), fourth on the team ... In South Carolina game, also had a career high five treys and a career high tying five assists ... Started 21-of-28 games, averaged 31.6 minutes per game, 3.9 rebounds a game and 1.9 assists per game ... Had three 20-point games - 25 vs. South Carolina (SECT, 3-12), 22 at Centenary (1-3) and 20 versus Southern (11-21) - seven in his career ... 15 double figure games this season, 42 in career

... Had more assists than turnovers in all three of his LSU seasons ... One of just 10 players to have made more than 100 treys in career at LSU (109), ninth best total ... Enters the season 124 points shy of becoming 34th player in LSU history to score 1,000 career points ... Started 53-of-94 games in career, averaging 28.2 minutes a game ... Scoring average just below his career best of 10.3 in his freshman season.

SOPHOMORE SEASON (2002-03)

Started 16-of-32 games, averaged 25.2 minutes, scoring 7.5 points and 2.9 rebounds ... Also averaged 1.9 assists per game and 1.3 steals per game ... Hudson's best game of the year came at a good time for LSU, scoring 20 in the win over top-ranked Arizona (12-21) ... In 35 minutes, Hudson was seven-of-14 from the field, three-of-five from three-point range with nine rebounds ... Had back-to-back double figure scoring games only once in the season: 18 at Arkansas (1-22) followed by 12 at Mississippi State (1-25) ... 11 games in double-figure scoring ... In the win against Auburn (2-26) had five steals, which led to many of his four assists.



HUDSON'S CAREER TOTALS

YEAR	G/GS	MIN.	FG/FGA	FG%	3 FG/FGA	FG%	FT/FTA	FT%	REB-AVG	PF/D	AST	TO	BLK	STL	PTS-AVG
2001-02	36-16	957	124-288	.431	43-111	.387	60-91	.659	113-3.3	55-1	53	52	11	42	351-10.3
2002-03	32-16	806	86-213	.404	27-89	.303	40-59	.678	94-2.9	65-0	62	45	12	42	239-7.5
2003-04	28-21	885	95-241	.394	40-115	.348	56-90	.622	109-3.9	62-2	53	49	6	25	286-10.2
Totals	94-53	2648	305-742	.411	110-315	.349	156-240	.650	318-3.4	182-3	168	146	29	109	876-9.3

FRESHMAN SEASON (2001-02)

Finished the season with a 10.3 scoring average, playing in all 34 games, starting 16 ... Averaged 28.1 minutes per game ... Hit 43 three-pointers and 38.7 percent of his trey attempts ... Also averaged 3.3 rebounds a game and 1.56 assists a contest ... Fourth on the team in scoring ... Became the first LSU player to make the All-SEC Tournament team since 1993 with his three-game performance at the Georgia Dome in Atlanta ... Hudson in three games played 109 minutes, hit 19-of-35 field goal attempts (54.3 percent), six-of-10 three-point field goals (60.0 percent) and 19-of-23 free throws (82.6 percent), while averaging 21.0 points and 4.0 rebounds a game ... Hudson scored 24 in a first-round win over Vanderbilt, 23 in the quarterfinal win over Georgia and 16 in the narrow semifinal loss to Mississippi State ... SEC Tournament performance left many writers wondering how Hudson got left off league all-freshman team ... Finished with double figure scoring in seven of the last 11 games ... Best game of 24 was against Vandy in the SEC Tournament with 23 points against Mississippi State and Georgia.

PRIOR TO LSU

Played basketball for Coach Michael Lyons at Grambling High ... Four-time all-district first team, District MVP twice ... First-team all-state three years, All-State MVP ... Averaged 30.5 points per game, 10.5 rebounds, five assists and four steals ... Two-time Shreveport Times Player of the Year ... McDonald's All-America nominee ... Also played baseball at Grambling (pitcher, shortstop) for Coach Cecil Gray ... Two-year member of the National Honor Society.

PERSONAL

Born in Minden on July 23, 1983 ... Full name is Antonio Eugene Hudson ... Nickname is Tonio ... Parents are Eugene Hudson, Jr., and Sandra Hudson ... Major is general studies with a concentration in African-American studies ... Enjoys shooting pool and eating pizza ... Favorite female singer is Mariah Carey and favorite TV shows are Fresh Prince and Martin ... Chose LSU because "it was a dream to play for a major program, like LSU, plus it's at home."



Player Profiles

INTRO
 THIS IS LSU
 PLAYERS
 COACHES
 REVIEW
 PREVIEW
 RECORDS
 HISTORY
 MEDIA
 LSU

HUDSON'S GAME-BY-GAME TOTALS

2003-04

Opponent	Min.	FG	3FG	FT	REB.	PF/D	A	TO	BLK	STL	PTS
Southern	33	7-13	1-3	5-8	7	2-0	2	1	0	1	20
McNeese State	31	2-7	2-3	5-12	7	2-0	2	3	1	0	11
Troy State	40	6-12	3-6	0-0	6	0-0	4	0	1	2	15
Louisiana-Monroe	26	2-5	1-2	2-2	3	1-0	2	0	0	1	7
Utah	33	3-6	2-3	1-2	4	4-0	1	0	0	1	9
Southern Miss.	32	5-14	0-7	0-1	6	1-0	4	1	0	3	10
Vs. UAB	27	0-4	0-2	0-0	9	3-0	2	1	0	0	0
At Houston	32	2-8	1-3	3-4	0	1-0	1	0	0	2	8
At Centenary	37	6-9	3-4	7-11	3	3-0	0	4	0	1	22
At Arkansas	33	2-9	0-3	4-4	3	3-0	2	3	0	0	8
Alabama	38	3-10	3-8	4-6	1	3-0	2	1	0	1	13
At New Orleans	38	5-13	1-5	0-2	8	2-0	3	2	1	0	11
Mississippi State	33	5-12	1-4	0-0	3	2-0	3	2	0	0	11
At Ole Miss	38	2-7	0-3	3-6	1	3-0	2	2	1	1	7
At South Carolina	24	1-3	0-2	0-0	3	5-1	0	4	1	1	2
Georgia	28	1-7	0-3	1-4	1	3-0	2	2	0	1	3
At Alabama	31	3-7	2-5	2-2	5	1-0	2	3	0	0	10
Tennessee	26	6-9	4-5	1-2	3	3-0	0	0	0	1	17
Arkansas	25	2-5	0-2	0-1	2	0-0	1	2	0	1	4
At Florida	25	2-5	1-4	1-2	2	5-1	3	2	0	0	6
Auburn	35	3-8	1-4	0-0	5	3-0	3	3	1	2	7
At Vanderbilt	38	5-12	4-6	4-4	7	0-0	2	3	0	1	18
At Miss. State	32	3-10	2-4	4-5	3	0-0	1	0	0	2	12
Kentucky	31	4-9	2-6	0-0	2	4-0	2	2	0	0	10
Ole Miss	26	1-7	0-2	0-0	2	1-0	0	1	0	0	2
At Auburn	23	1-4	0-2	0-0	3	2-0	0	3	0	0	2
Vs. South Carolina	35	8-12	5-7	4-6	2	1-0	5	1	0	2	25
At Oklahoma	35	5-14	1-7	5-6	8	4-0	2	3	0	1	16
Totals	885	95-241	40-115	56-90	109	62-2	53	49	6	25	286

2002-03

Opponent	Min.	FG	3FG	FT	REB.	PF/D	A	TO	BLK	STL	PTS
Nicholls State	22	2-7	0-2	0-0	3	1-0	2	3	1	3	4
South Alabama	27	2-6	1-3	0-0	8	2-0	4	2	0	0	5
Vs. Texas A&M	28	3-13	1-6	0-0	4	2-0	3	0	0	2	7
Delaware State	23	5-7	1-1	1-1	1	1-0	1	1	1	1	12
McNeese State	21	1-3	0-1	0-0	2	4-0	1	0	0	0	2
Texas A&M CC	22	4-5	1-1	3-3	1	2-0	2	1	0	3	12
Prairie View A&M	24	2-7	2-6	1-2	0	1-0	0	2	0	0	7
Arizona	35	7-14	3-5	3-5	9	3-0	1	2	1	1	20
Tulane	29	3-5	1-2	0-0	0	4-0	3	1	0	0	7
New Orleans	26	4-11	1-3	2-3	0	2-0	2	1	0	1	11
At Georgia	26	1-6	0-3	1-2	1	2-0	0	1	0	1	3
Houston	30	3-8	1-4	3-4	3	3-0	4	1	0	4	10
Miss. State	38	1-4	1-2	1-2	2	0-0	3	1	0	3	4
Centenary	18	5-6	1-1	1-1	1	0-0	2	0	0	0	12
Ole Miss	34	3-12	0-5	1-1	3	4-0	1	2	1	0	7
At Arkansas	37	6-9	1-3	5-7	2	3-0	2	1	0	2	18
At Miss. State	33	5-11	2-6	0-1	3	4-0	3	2	1	2	12
Florida	32	2-12	1-5	2-3	3	4-0	5	3	1	1	7
At Alabama	22	1-5	0-2	2-2	2	3-0	2	2	0	0	4
South Carolina	7	0-1	0-0	0-0	2	2-0	1	0	0	0	0
At Auburn	26	3-6	1-4	0-0	3	2-0	1	3	0	1	7
Vanderbilt	27	4-7	1-2	3-6	8	2-0	2	2	0	2	12
At Kentucky	21	0-2	0-0	0-0	1	2-0	1	0	0	2	0
Arkansas	20	2-6	0-2	0-0	3	3-0	2	3	0	2	4
Auburn	26	2-4	2-2	2-2	7	0-0	4	1	1	5	8
At Tennessee	18	1-4	0-2	1-2	1	1-0	2	0	0	0	3
At Ole Miss	25	2-6	1-3	5-7	7	3-0	1	2	0	0	10
Alabama	14	1-5	0-2	0-0	1	2-0	0	2	0	1	2
Arkansas	22	2-6	1-3	2-2	4	0-0	1	0	2	0	7
Florida	18	2-2	1-1	0-0	2	1-0	4	1	0	0	5
Miss. State	29	5-6	1-1	0-1	5	1-0	0	1	1	5	11
Purdue	26	2-7	1-6	1-2	2	1-0	2	4	2	0	6
Totals	806	86-213	27-89	40-59	94	65-0	62	45	12	42	239

2001-02

Opponent	Min.	FG	3FG	FT	REB.	PF/D	A	TO	BLK	STL	PTS
Campbell	25	5-10	1-3	0-0	1	1-0	1	1	0	0	11
Southern	25	7-12	0-3	5-6	4	1-0	2	0	0	0	19
Vs. Weber State	38	5-11	1-2	1-4	6	1-0	4	0	1	1	12
At Hawaii-Hilo	27	6-10	1-2	3-4	1	2-0	1	1	0	1	16
Vs. Mercer	12	0-3	0-2	2-2	0	0-0	0	3	0	0	2
Towson	24	3-6	1-3	1-2	3	0-0	1	1	0	2	8
Northwestern St.	23	4-11	1-3	0-1	1	1-0	2	1	0	3	9
UL-Lafayette	9	0-2	0-1	0-0	2	0-0	0	0	0	0	0
McNeese State	29	4-5	1-1	4-4	3	1-0	2	2	0	4	13
At New Orleans	38	5-9	4-5	2-2	6	3-0	2	2	0	1	16
Houston	11	0-3	0-3	0-0	0	1-0	2	0	0	1	0
Vs. Miami	12	1-3	0-1	1-2	2	1-0	0	0	0	0	3
Nicholls State	36	5-9	1-3	3-6	5	1-0	4	1	1	4	14
At Alabama	23	6-7	4-4	0-0	3	0-0	2	0	0	0	16
Arkansas	27	4-9	3-5	0-1	1	2-0	1	0	0	3	11
At Florida	24	3-8	1-3	0-0	3	0-0	1	3	1	1	7
Auburn	20	2-4	0-1	0-0	1	3-0	0	0	0	1	4
At Ole Miss	37	3-8	1-2	1-4	5	1-0	2	2	1	0	8
At Miss. State	23	1-3	1-3	1-2	2	2-0	1	2	0	1	4
Tennessee	29	3-9	2-5	0-0	6	3-0	3	2	0	2	8
Alabama	23	1-7	0-4	0-1	1	3-0	0	2	0	2	2
At Vanderbilt	22	3-9	0-2	0-3	8	2-0	2	1	0	0	6
Kentucky	28	0-5	0-2	0-0	4	0-0	2	3	1	1	0
Miss. State	42	9-17	4-7	1-2	7	4-0	1	3	0	2	23
At Arkansas	26	1-6	1-5	5-6	2	5-1	2	2	0	0	8
At S. Carolina	35	3-11	3-7	5-6	3	3-0	3	4	0	2	14
Georgia	37	4-12	2-5	3-4	3	1-0	4	0	2	3	13
Ole Miss	29	4-8	0-1	1-2	3	1-0	2	3	1	1	9
At Auburn	38	6-13	2-4	2-3	5	3-0	1	2	0	3	16
Vs. Vanderbilt	36	8-14	2-4	2-3	5	3-0	1	2	0	3	15
Vs. Georgia	35	5-11	2-3	11-12	3	2-0	0	0	0	1	23
Vs. Miss. State	38	6-10	2-3	2-4	4	3-0	0	2	1	0	16
At Iowa	33	4-12	1-4	0-0	3	2-0	1	3	0	1	9
Ball State	33	3-11	1-5	0-1	7	1-0	4	3	1	1	7
Totals	957	124-288	43-111	60-91	113	55-1	53	52	11	42	351



HUDSON

DARNELL Lazare



35

6-8 • 229 • Forward
Sophomore
Baton Rouge, La.
Woodlawn HS

DARNELL LAZARE'S CAREER HIGHS

Points: 13, vs. Southern, 11-21-03
 Rebounds: 9, vs. S. Carolina, 3-12-04
 FGM: 5, three times
 FGA: 7, twice
 3-PT FGM:
 3-PT FGA:
 FTM: 3, vs. Southern, 11-21-03
 FTA: 4, vs. Southern, 11-21-03
 Assists: 2, vs. Auburn, 3-6-04
 Blocks: 2, vs. Tennessee, 2-4-04
 Steals: 2, vs. Southern, 11-21-03
 Min. Played: 36, vs. Southern, 11-21-03

HIGHEST SCORING GAMES

1. 13 -- vs. Southern, 11-21-03
2. 11 -- at Auburn, 3-6-04
3. 10 -- vs. Auburn, 2-18-04
4. 8 -- vs. ULM, 11-29-03
5. 5 -- vs. UAB, 12-27-03
5. 5 -- vs. Ole Miss, 3-3-04
5. 5 -- at Oklahoma, 3-17-04
8. 4 -- vs. Southern Miss, 12-20-03
8. 4 -- vs. South Carolina, 3-12-04
10. 3 -- twice



Started at the end of the 2003-04 season and improved tremendously as his first season of college play progressed ... Will provide valuable minutes and depth at the position this season.

FRESHMAN SEASON (2003-04)

Averaged just over 12 minutes a contest for the season, playing in all 29 games, starting eight ... All eight starts came in place of Jaime Lloreda, including the last five games of the season ... Started opener versus Southern (11-21), playing 36 minutes, hitting all five field goal attempts and scoring college best of 13 points ... Also had double figures off the bench against Auburn (2-18) with 10 points and 11 at Auburn (3-6) ... In the two games against Auburn, he was 10-of-14 from the field ... Had nine rebounds in the SEC Tournament game against South Carolina (3-12) ... Last five games when starting averaged over 20 minutes of playing time ... Hit 36-of-64 (56.3 percent) from the field, averaging 2.9 points per game and 2.4 rebounds ... In last five contests, he averaged just over five points and over four rebounds a game.

PRIOR TO LSU

Played for Coach Kenny Almond at Woodlawn ... Two-year member of the Louisiana Sports Writers Association All-State team, two-year member of The Advocate's All-Metro team and three-year all-

district honoree ... Averaged 15 points and 10 rebounds his final year at Woodlawn ... Also participated in track at Woodlawn in the high jump and the triple jump ... Won back-to-back basketball state championships at Woodlawn his junior and senior seasons.

PERSONAL

Born on January 29, 1985, in Lafayette, La. ... Parents are Kerry and Julie Lazare ... Other younger family members are Kerrylin, Braylon and Cameron ... Major is undecided ... Nickname is "Dee" ... Right-handed ... Chose his current number by flipping his high school number ... Chose LSU because he could "stay close to home" ... Favorite food is red beans and rice ... Favorite NBA team is the New Jersey Nets and favorite player Kevin Garnett ... Favorite athlete outside basketball is Atlanta Falcons running back and Baton Rouge native, Warrick Dunn ... Said biggest influence is his "mom, because she pushes me to limits beyond my imagination and makes me work hard."

LAZARE'S GAME-BY-GAME TOTALS

2003-04

Opponent	Min.	FG	3FG	FT	REB.	PF/D	A	TO	BLK	STL	PTS
Southern	36	5-5	0-0	3-5	3	2-0	0	5	1	2	13
McNeese	6	1-2	0-0	0-0	3	1-0	0	1	0	0	2
Troy State	4	0-0	0-0	0-0	1	0-0	1	0	0	0	0
Louisiana Monroe	13	3-3	0-0	2-3	3	2-0	1	3	1	1	8
Utah	8	1-1	0-0	0-0	2	0-0	0	0	0	0	2
Southern Miss	5	0-0	0-0	0-0	0	0-0	0	0	0	0	0
Tulane	13	2-2	0-0	0-1	1	1-0	1	0	0	1	4
UAB	8	2-3	0-0	1-2	2	0-0	0	2	0	1	5
At Houston	4	0-1	0-0	0-0	1	1-0	0	1	0	0	0
At Centenary	7	0-0	0-0	0-0	0	0-0	0	1	0	0	0
At Arkansas	6	1-2	0-0	0-0	1	0-0	0	0	0	1	2
Alabama	5	0-0	0-0	0-0	0	0-0	0	0	0	0	0
At New Orleans	15	0-1	0-0	0-0	4	2-0	0	1	0	1	0
Mississippi State	7	0-0	0-0	0-0	1	1-0	0	1	0	0	0

At Ole Miss	4	0-0	0-0	0-0	2	0-0	0	0	0	0	0
At South Carolina	13	0-1	0-0	2-2	4	0-0	1	0	0	0	2
Georgia	7	0-1	0-0	0-0	3	1-0	0	0	0	0	0
At Alabama	6	0-1	0-0	0-0	0	3-0	0	0	0	0	0
Tennessee	14	1-1	0-0	1-2	3	1-0	0	0	2	1	3
Arkansas	10	1-4	0-0	0-0	2	1-0	0	0	0	0	2
At Florida	8	1-1	0-0	0-2	1	0-0	1	0	0	0	2
Auburn	21	5-7	0-0	0-0	6	2-0	0	0	1	1	10
At Vanderbilt	26	1-4	0-0	1-2	4	2-0	0	1	1	1	3
At Mississippi St.	3	0-0	0-0	0-0	0	2-0	0	0	0	0	0
Kentucky	21	1-3	0-0	0-0	2	1-0	1	1	1	1	2
Ole Miss	16	2-5	0-0	1-1	3	0-0	0	1	0	0	5
At Auburn	22	5-7	0-0	1-2	5	1-0	2	3	0	0	11
Vs. South Carolina	25	2-5	0-0	0-2	9	1-0	0	1	1	0	4
At Oklahoma	24	2-4	0-0	1-1	3	1-0	0	2	1	0	5
Totals	357	36-64	0-0	13-25	69	26-0	8	24	9	10	85

LAZARE'S CAREER TOTALS

YEAR	G/GS	MIN.	FG/FGA	FG%	3 FG/FGA	FG%	FT/FTA	FT%	REB-AVG	PF/D	AST	TO	BLK	STL	PTS-AVG
2003-04	29-8	357	36-64	.563	0-0	.000	13-25	.520	69-2.4	26-0	8	24	9	10	85-2.9
Totals	29-8	357	36-64	.563	0-0	.000	13-25	.520	69-2.4	26-0	8	24	9	10	85-2.9

Player Profiles

INTRO
THIS IS LSU
PLAYERS
COACHES
REVIEW
PREVIEW
RECORDS
HISTORY
LSU
MEDIA



REGIS
Koundjia

Started for much of the season as he continued to advance his basketball skills after a very successful prep school season at Laurinburg Institute.



FRESHMAN SEASON (2003-04)

Started 20 of the 27 games he played in, averaging 18 minutes a contest ... Finished the season averaging 3.9 points and 3.6 rebounds a game ... Struggled at times from the field, hitting 36 percent from the field (38-of-105) and nine-of-44 from three-point range ... Had one game in double figures, scoring 12 points against Louisiana-Monroe (11-29) ... In that game, hit five-of-six field goals and two-of-five free throws ... Had nine rebounds at Ole Miss (1-21) and against Tulane (12-23), while pulling down eight in the Tigers non-conference win against Utah (12-16).

PRIOR TO LSU

Listed in some circles as one of the Top 15 players in America ... Averaged 20.1 points, 8.5 rebounds and 6.5 assists for Laurinburg Institute and Coach Chris Cheaney ... Also played soccer and track at Laurinburg ... Played in the EA Sports Roundball Classic in Chicago ... Scored 12 points and grabbed four rebounds and played on same team as LSU player Brandon Bass ... Third-team Parade All-American ... Team captured the national championship for prep schools in 2003.

PERSONAL

Born on November 8, 1983, in the city of Bangui in the Central African Republic ... Right-handed ... Parents are Fidele Boniface and Catherine ... Six older brothers and sisters ... Major is undecided ... Other family members have played soccer in college ... Would like to "have a degree and play in the NBA" ... Came to LSU "for chance to compete at the highest level" ... Likes watching NBA teams the Lakers and the Orlando Magic.

1
6-8 • 200 • Forward
Sophomore
Bangui, Central African Republic
Laurinburg N.C. Institute

REGIS KOUNDJIA'S CAREER HIGHS

- Points: 12, vs. ULM, 11-29-03
- Rebounds: 9, twice
- FGM: 5, vs. ULM, 11-29-03
- FGA: 8, vs. Utah, 12-16-03
- 3-PT FGM: 2, twice
- 3-PT FGA: 5, at South Carolina, 1-24-04
- FTM: 5, vs. Southern, 11-21-03
- FTA: 8, vs. Southern, 11-21-03
- Assists: 3, twice
- Blocks: 2, three times
- Steals: 5, vs. Southern Miss, 12-20-03
- Min. Played: 29, vs. Southern Miss, 12-20-03

HIGHEST SCORING GAMES

- 1. 12 -- vs. ULM, 11-29-03
- 2. 8 -- vs. Southern, 11-21-03
- 3. 7 -- vs. Georgia, 1-28-04
- 3. 7 -- at Auburn, 3-6-04
- 5. 6 -- vs. McNeese State, 11-24-03
- 5. 6 -- at Ole Miss, 1-21-04
- 5. 6 -- vs. Arkansas, 2-7-04
- 8. 5 -- vs. Tulane, 12-23-03
- 8. 5 -- vs. South Carolina, 3-12-04
- 10. 4 -- four times

KOUNDJIA'S CAREER TOTALS

YEAR	G/GS	MIN.	FG/FGA	FG%	3 FG/FGA	FG%	FT/FTA	FT%	REB-AVG	PF/D	AST	TO	BLK	STL	PTS-AVG
2003-04	27-20	492	38-105	.362	9-44	.205	19-37	.514	98-3.6	63-1	27	36	12	15	104-3.9
Totals	27-20	492	38-105	.362	9-44	.205	19-37	.514	98-3.6	63-1	27	36	12	15	104-3.9

KOUNDJIA'S GAME-BY-GAME TOTALS

2003-04

Opponent	Min.	FG	3FG	FT	REB.	PF/D	A	TO	BLK	STL	PTS
Southern	14	1-1	1-1	5-8	2	2-0	1	1	0	0	8
McNeese State	22	3-7	0-0	0-0	4	3-0	0	4	0	0	6
Troy State	16	1-3	1-1	0-0	1	3-0	3	4	0	0	3
Louisiana-Monroe	23	5-6	0-0	2-5	6	4-0	1	1	0	1	12
Utah	19	2-8	0-2	0-0	8	2-0	1	0	0	2	4
Southern Miss.	29	3-7	1-4	1-2	7	4-0	1	1	0	5	8
Tulane	19	2-2	1-1	0-0	9	4-0	1	2	2	0	5
Vs. UAB	19	1-7	0-4	0-0	4	2-0	2	1	0	0	2
At Houston	25	1-6	0-3	0-1	3	2-0	1	4	2	2	2
At Centenary	3	1-1	0-0	0-0	0	1-0	2	0	0	0	2
At Arkansas	17	0-3	0-1	0-0	3	2-0	0	1	0	0	0
Alabama	14	0-3	0-3	0-0	0	1-0	0	0	1	1	0
At New Orleans	16	2-4	0-1	0-0	2	1-0	1	1	0	1	4
Mississippi State	17	1-4	0-1	0-0	5	1-0	1	1	1	0	2
At Ole Miss	22	2-3	2-3	0-0	9	1-0	2	2	1	0	6
At South Carolina	27	2-9	0-5	0-0	3	5-1	1	2	0	0	4
Georgia	27	2-2	2-2	1-2	2	4-0	2	2	0	1	7
At Alabama	13	1-2	0-0	0-0	1	3-0	0	1	1	0	2
Tennessee	19	0-1	0-0	0-0	1	0-0	3	0	1	0	0
Arkansas	24	3-6	0-1	0-2	6	3-0	0	1	0	1	6
At Florida	14	0-4	0-3	2-2	4	1-0	1	2	1	0	2
Miss. State	13	0-2	0-2	0-0	1	3-0	1	1	0	1	0
Kentucky	12	1-2	0-1	2-2	2	0-0	0	0	2	0	4
Ole Miss	22	1-2	0-0	1-5	5	4-0	0	0	0	0	3
At Auburn	22	2-5	1-3	2-3	7	4-0	1	2	0	0	7
Vs. South Carolina	17	1-3	0-1	3-4	2	1-0	1	1	0	0	5
At Oklahoma	7	0-2	0-1	0-1	1	2-0	0	1	0	0	0
Totals	492	38-105	9-44	19-37	98	63-1	27	36	12	15	104



Player Profiles

INTR
 THIS IS LSU
 PLAYERS
 COACHES
 REVIEW
 PREVIEW
 RECORDS
 HISTORY
 MEDIA
 LSU



Josh
Maravich

Hard working walk-on who is the son of the late LSU and NBA basketball star Pete Maravich.



SOPHOMORE SEASON (2003-04)

Played in two contests, at home against the University of Arkansas (2-7) and in the SEC Tournament game against South Carolina ... Has now appeared in nine contests in his two years at LSU ... Served on the scout team which prepared LSU for the various opponents it would face during the course of the year.

FRESHMAN SEASON (2002-03)

Played in seven games, making both of his field-goal attempts during the season, scoring two points against Prairie View (12-17) and Houston (1-8) ... Appeared in the McNeese State (12-7), Prairie View (12-17), Houston (1-8), Centenary (1-15), Arkansas (2-22), Auburn (2-26) and the SEC Tournament game versus Arkansas (3-13).

REDSHIRT FRESHMAN SEASON (2001-02)

Did not appear in any games, but was a part of the practice regiment for the Tigers and Coach Brady.

PRIOR TO LSU

Played for coach Gene Bennet at St. Paul's ... Scored more than 1,000 points in his three-year career at St. Paul's ... Named Most Valuable Player of the District his senior year ... Averaged 18 points, four rebounds, four assists and three steals per game his senior season.

11
6-3 • 180 • Guard
Junior
Covington, La.
St. Paul's School

JOSH MARAVICH'S CAREER HIGHS

Points: 2, twice
 FGM: 1, twice
 FGA: 1, twice
 Min. Played: 3, vs. Centenary, 1-15-03

HIGHEST SCORING GAMES

1. 2 - vs. Prairie View, 12-17-02
 1. 2 - vs. Houston, 1-8-03

MARAVICH'S GAME-BY-GAME TOTALS

2003-04

Opponent	Min.	FG	3FG	FT	REB.	PF/D	A	TO	BLK	STL	PTS
Opponent	Min.	FG	3FG	FT	REB.	PF/D	A	TO	BLK	STL	PTS
Arkansas	0	0-0	0-0	0-0	0	0-0	0	0	0	0	0
Vs. South Carolina	1	0-0	0-0	0-0	0	0-0	0	0	0	0	0
Totals	1	0-0	0-0	0-0	0	0-0	0	0	0	0	0

2002-03

Opponent	Min.	FG	3FG	FT	REB.	PF/D	A	TO	BLK	STL	PTS
Opponent	Min.	FG	3FG	FT	REB.	PF/D	A	TO	BLK	STL	PTS
McNeese State	1	0-0	0-0	0-0	0	0-0	0	0	0	0	0
Prairie View A&M	1	1-1	0-0	0-0	0	1-0	0	0	0	0	2
Houston	2	1-1	0-0	0-0	0	0-0	0	0	0	0	2
Centenary	3	0-0	0-0	0-0	0	1-0	0	0	0	0	0
At Arkansas	1	0-0	0-0	0-0	0	0-0	0	0	0	0	0
Auburn	1	0-0	0-0	0-0	0	0-0	1	0	0	0	0
Arkansas	1	0-0	0-0	0-0	0	0-0	0	1	0	0	0
Totals	10	2-2	0-0	0-0	0	2-0	0	1	0	0	4

PERSONAL

Born in Metairie on March 25, 1982 ... Full name is Joshua Simon Maravich ... Nickname is "Bird" ... Parents are the late Peter Maravich and his wife, Jackie ... One older brother, Jaeson ... His father, the leading all-time scorer in Division I basketball, played at LSU from 1967-70, earning All-America honors three times and one of three basketball players to ever have their number retired at LSU ... Said he chose the school because "I've been waiting to attend LSU ever since I was a kid" ... Major is general studies ... Favorite NBA player is Kevin Garnett.

MARAVICH'S CAREER TOTALS

YEAR	G/GS	MIN.	FG/FGA	FG%	3 FG/FGA	FG%	FT/FTA	FT%	REB-AVG	PF/D	AST	TO	BLK	STL	PTS-AVG
2002-03	7-0	10	2-2	1.000	0-0	.000	0-0	.000	0-0.0	1-0	0	2	0	0	4-0.6
2003-04	2-0	1	0-0	.000	0-0	.000	0-0	.000	0-0.0	0-0	0	0	0	0	0-0.0
Totals	9-0	11	2-2	1.000	0-0	.000	0-0	.000	0-0.0	1-0	0	2	0	0	4-0.4

ROSS

Neltner



2004 Freshman SEC Academic Honor Roll

Took advantage of an opportunity late in the season to increase his playing time to nearly 20 minutes a game in the final three weeks, scoring points in each of the final six contests.

FRESHMAN SEASON (2003-04)

Saw limited action in 14 games from the start of the season to the Feb. 18 game with Auburn with no points, but averaged 18.5 minutes, 2.8 points per game and 2.0 rebounds during the last seven games of the season ... In those seven games, he was eight-of-17 from the field (47 percent) ... Had best of five points in back-to-back games at home against Kentucky (2-29) and Ole Miss (3-3) ... In both games, he was two-of-four from the field, with the first point coming against Kentucky on a free throw and a three-point field goal against Ole Miss ... In all played in 21 games, averaging 1.0 point, 1.1 rebounds and 8.9 minutes.

PRIOR TO LSU

Posted outstanding high school numbers in his two years of high school basketball to earn the prestigious "Mr. Basketball" title in Kentucky ... Averaged 20.2 points and 10.6 rebounds a game and was the team captain of the Kentucky High School all-star squad which faced a similar team from Indiana during the summer ... He was the Kentucky Player of the Year as chosen by the state high school coaches association ... He was the top vote-getter on the all-state team chosen by the Lexington Herald Leader and the Louisville Courier Journal ... Team had a record of 27-3 under coach John Messmer ... As a junior averaged 18 points and 10 boards, again earning first team all-state honors as well as Player of the Year citation from the Greater Cincinnati Basketball Hall of Fame ... Team was 24-8 ... Member of the National Honor Society ... Played tight end for the football team his freshman and sophomore years.

PERSONAL

Born on February 23, 1985, in Cincinnati ... Parents are Rick and Margie Neltner ... One sister, Mallory ... Undecided on a major ... Nickname is "Nelly" ... Right-handed ... Will wear his high school numbers ... Biggest influence athletically has been "his father -- always been there for me." ... Favorite NBA team is the Dallas Mavericks and favorite player Dirk Nowitzki ... Among superstitions, Neltner will "pick up pennies with heads up" and "wear certain socks for home and away games.



41

6-9 • 235 • Forward
Sophomore
Fort Thomas, Ky.
Highlands High School

ROSS NELTNER'S CAREER HIGHS

- Points: 5, twice
- Rebounds: 4, twice
- FGM: 2, twice
- FGA: 5, at Auburn, 3-6-04
- 3-PT FGM: 1, twice
- 3-PT FGA: 4, vs. Auburn, 3-6-04
- FTM: 1, twice
- FTA: 2, twice
- Assists: 3, vs. Ole Miss, 3-3-04
- Blocks: 1, twice
- Steals: 1, twice
- Min. Played: 26, vs. Ole Miss, 3-3-04

HIGHEST SCORING GAMES

- 1. 5 -- vs. Kentucky, 2-29-04
- 1. 5 -- vs. Ole Miss, 3-3-04
- 3. 3 -- at Auburn, 3-6-04
- 3. 3 -- vs. S. Carolina, 3-12-04
- 5. 2 -- at Mississippi State, 2-25-04
- 5. 2 -- at Oklahoma, 3-17-04

NELTNER'S GAME-BY-GAME TOTALS

2003-04	Opponent	Min.	FG	3FG	FT	REB.	PF/D	A	TO	BLK	STL	PTS
	Southern	8	0-0	0-0	0-0	0	2-0	0	0	0	0	0
	Troy State	5	0-0	0-0	0-0	0	2-0	0	2	0	0	0
	Louisiana-Monroe	13	0-1	0-0	0-0	1	2-0	1	3	0	1	0
	Utah	3	0-1	0-0	0-0	0	0-0	0	0	0	0	0
	Southern Miss.	1	0-0	0-0	0-0	0	0-0	0	1	0	0	0
	Tulane	2	0-1	0-0	0-0	1	1-0	0	0	0	0	0
	At Centenary	4	0-0	0-0	0-0	0	0-0	0	0	0	0	0
	At Arkansas	1	0-0	0-0	0-0	0	0-0	0	0	0	0	0
	At South Carolina	4	0-0	0-0	0-0	2	0-0	0	0	0	0	0
	Georgia	5	0-0	0-0	0-0	3	0-0	0	1	0	0	0
	At Alabama	3	0-0	0-0	0-0	1	1-0	0	1	0	0	0
	Tennessee	2	0-0	0-0	0-0	1	0-0	0	0	0	0	0
	Arkansas	2	0-0	0-0	0-0	0	0-0	0	0	0	0	0
	At Florida	4	0-0	0-0	0-0	0	0-0	0	1	0	0	0
	At Vanderbilt	20	0-1	0-0	0-2	4	1-0	0	1	0	0	0
	At Miss. State	9	1-1	0-0	0-0	0	1-0	0	0	1	1	2
	Kentucky	22	2-4	0-0	1-1	3	2-0	2	0	0	0	5
	Ole Miss	26	2-4	1-2	0-0	4	0-0	3	1	0	0	5
	At Auburn	20	1-5	1-4	0-0	1	5-1	2	2	0	0	3
	Vs. South Carolina	17	1-1	0-0	1-2	0	1-0	0	0	0	0	3
	At Oklahoma	16	1-1	0-0	0-0	2	3-0	0	1	1	0	2
	Totals	187	8-20	2-6	2-5	23	21-1	8	14	2	2	20

NELTNER'S CAREER TOTALS

YEAR	G/GS	MIN.	FG/FGA	FG%	3 FG/FGA	FG%	FT/FTA	FT%	REB-AVG	PF/D	AST	TO	BLK	STL	PTS-AVG
2003-04	21-0	187	8-20	.400	2-6	.333	2-5	.400	23-1.1	21-1	8	14	2	2	20-1.0
Totals	21-0	187	8-20	.400	2-6	.333	2-5	.400	23-1.1	21-1	8	14	2	2	20-1.0

Player Profiles

INTRO

THIS IS LSU

PLAYERS

COACHES

REVIEW


PREVIEW

RECORDS

HISTORY

LSU

MEDIA



3

5-11 • 200 • Guard
Sophomore
Houston, Texas
B. T. Washington

TACK MINOR'S CAREER HIGHS

Points: 15, vs. Auburn, 2-18-04
Rebounds: 5, twice
FGM: 5, vs. Ole Miss, 3-3-04
FGA: 15, vs. Auburn, 3-6-04
3-PT FGM: 4, vs. Auburn, 2-18-04
3-PT FGA: 9, vs. Auburn, 2-18-04
FTM: 6, three times
FTA: 7, three times
Assists: 5, vs. Tulane, 12-23-03
Blocks:
Steals: 3, vs. ULM, 11-29-03
Min. Played: 25, vs. Tulane, 12-23-03

HIGHEST SCORING GAMES

1. 15 -- vs. Auburn, 2-18-04
2. 13 -- at Mississippi State, 2-25-04
3. 12 -- vs. Louisiana Monroe, 11-29-03
3. 12 -- vs. Tulane, 12-23-03
3. 12 -- vs. Alabama, 1-10-04
6. 11 -- vs. UAB, 12-27-03
6. 11 -- at Houston, 12-30-03
6. 11 -- vs. Ole Miss, 3-3-04
9. 10 -- vs. Tennessee, 2-4-04
9. 10 -- at Florida, 2-14-04
9. 10 -- at Auburn, 3-6-04

TACK
Minor

Superior high school star, who from start to finish continued to improve and adapt his skills to the college game, earning more and more playing time.

FRESHMAN SEASON (2003-04)

Played in all 29 games, starting two, while averaging 15.5 minutes per game ... Fifth on the team in scoring, averaging 7.2 points, 1.9 rebounds and 1.7 assists per contest ... Starts came against McNeese (11-24) and Centenary (1-3) ... Played 20 minutes in five of the last nine games ... Scored in double figures in 11 games, topped by a 20-minute, 15-point effort against Auburn (2-18) ... In the game hit four three pointers to go with a perfect three-of-three at the line ... Also had 13 at Mississippi State (2-25) and 12 versus Louisiana-Monroe (11-29), Tulane (12-23) and Alabama (1-10) ... Hit three or more treys three times in the last month of the season ... Hit 32-of-95 (33.7 percent) from the three-point line ... Fourth among league freshmen in scoring average and three-point percentage ... Fifth among freshmen in free throw percentage (.680).



PRIOR TO LSU

Played for Coach Clarence Stubblefield ... Averaged 37 points, eight rebounds and eight assists after averaging over 30 points as a junior ... Had 72 points, 22 rebounds and 12 assists in a 120-118 double overtime win early in season ... Attracted attention from recruiters at the 2001 Nike All-Star Camp where he blended in well with other top talent, averaging 15 assists per game in the camp ... 2002 Post-Season Prep All-American ... 2003 all-district first team, all-state and second team All-Houston ... Played in the Michael Jordan Capitol Classic in Washington, D. C., where he scored 13 points in 20 minutes ... Also played in the prestigious Olympic Festival games at Colorado Springs, Colo.

MINOR'S CAREER TOTALS

YEAR	G/GS	MIN.	FG/FGA	FG%	3 FG/FGA	FG%	FT/FTA	FT%	REB-AVG	PF/D	AST	TO	BLK	STL	PTS-AVG
2003-04	29-2	449	63-174	.362	32-95	.337	51-75	.680	55-1.9	47-1	49	55	0	21	209-7.2
Totals	29-2	4449	63-174	.362	32-95	.337	51-75	.680	55-1.9	47-1	49	55	0	21	209-7.2

PERSONAL

Born on February 8, 1984, in Houston ... Nickname is "Tack" ... First name is Taurean ... Parents are Margaret and Tommie Minor ... Other family members are: three sisters -- Kimiye, Myisha and Tonya and four brothers - Pat, Chris, Ced and Tony ... Listed his favorite hobby as "playing basketball" ... Undecided on a major ... Right-handed ... Biggest influence "my mother because she has been behind me 100 percent" ... Chose LSU after being recruited by such schools as Cincinnati, Oklahoma, Texas and Arizona ... Favorite NBA team is, of course, for the Houston product, the Houston Rockets ... Favorite basketball player is Steve Francis of the Rockets.



MINOR'S GAME-BY-GAME TOTALS

2003-04	Opponent	Min.	FG	3FG	FT	REB.	PF/D	A	TO	BLK	STL	PTS
	Southern	3	0-0	0-0	1-2	1	0-0	0	1	0	1	1
	McNeese State	14	0-3	0-2	0-3	0	1-0	3	2	0	1	0
	Troy State	12	1-4	1-3	1-2	3	1-0	1	1	0	1	4
	Louisiana-Monroe	17	4-5	2-3	2-2	1	2-0	2	0	0	3	12
	Utah	13	2-7	1-3	0-0	2	1-0	1	1	0	1	5
	Southern Miss.	12	1-5	0-3	1-2	1	2-0	1	3	0	1	3
	Tulane	25	3-6	0-1	6-7	4	1-0	5	2	0	2	12
	Vs. UAB	19	4-9	1-2	2-2	3	3-0	3	1	0	0	11
	At Houston	12	4-5	2-3	1-2	2	5-1	2	0	0	0	11
	At Centenary	10	1-1	0-0	1-2	1	2-0	1	2	0	0	3
	At Arkansas	9	2-4	2-4	3-4	0	1-0	0	2	0	1	9
	Alabama	24	2-8	2-4	6-7	3	3-0	4	2	0	2	12
	At New Orleans	12	2-6	1-2	2-4	0	1-0	0	1	0	0	7
	Mississippi State	11	0-5	0-3	2-4	3	1-0	0	1	0	0	2
	At Ole Miss	13	2-6	1-3	2-2	0	0-0	1	3	0	0	7
	At South Carolina	16	2-5	1-3	1-3	1	4-0	2	5	0	0	6
	Georgia	12	1-2	0-0	2-2	1	4-0	2	1	0	0	4
	At Alabama	11	0-3	0-1	2-2	1	0-0	0	2	0	0	2
	Tennessee	18	2-6	0-3	6-7	3	2-0	4	2	0	0	10
	Arkansas	15	0-1	0-1	0-0	1	1-0	2	4	0	0	0
	At Florida	22	4-7	2-4	0-0	3	2-0	2	2	0	0	10
	Auburn	20	4-12	4-9	3-3	1	3-0	3	1	0	1	15
	At Vanderbilt	20	3-12	2-7	1-2	5	0-0	1	2	0	0	9
	At Miss. State	18	4-11	3-7	2-2	2	1-0	1	3	0	1	13
	Kentucky	16	1-5	0-4	4-4	4	1-0	1	1	0	1	6
	Ole Miss	21	5-7	1-1	0-3	5	1-0	1	2	0	2	11
	At Auburn	19	4-15	2-8	0-0	1	2-0	3	3	0	1	10
	Vs. South Carolina	21	2-8	1-7	0-2	1	1-0	2	1	0	1	5
	At Oklahoma	14	3-6	3-4	0-0	2	1-0	1	4	0	1	9
	Totals	449	63-174	32-95	51-75	55	47-1	49	55	0	21	209

Player Profiles

INTRO
 THIS IS LSU
 PLAYERS
 COACHES
 REVIEW
 PREVIEW
 RECORDS
 HISTORY
 LSU
 MEDIA



2

**5-11 • 176 • Guard
 Junior
 St. Martinville, La.
 St. Martinville HS**

DARREL MITCHELL'S CAREER HIGHS

- Points: 22, vs. Tennessee, 2-4-04
- Rebounds: 7, vs. Southern, 11-21-03
- FGM: 8, vs. Tennessee, 2-4-04
- FGA: 17, vs. Tulane, 12-23-03
- 3-PT FGM: 6, twice
- 3-PT FGA: 9, twice
- FTM: 6, vs. Georgia, 1-28-04
- FTA: 8, vs. Alabama, 1-10-04
- Assists: 8, vs. Tennessee, 2-4-04
- Blocks: 2, vs. Ole Miss, 3-3-04
- Steals: 4, twice
- Min. Played: 40 twice

HIGHEST SCORING GAMES

- 1. 22 - vs. Tennessee, 2-4-04
- 2. 19 - vs. South Carolina, 2-5-03
- 2. 19 - vs. Tulane, 12-23-03
- 2. 19 - vs. Alabama, 1-10-04
- 5. 18 - at Florida, 2-14-04
- 5. 18 - at Auburn, 3-6-04
- 7. 16 - vs. McNeese St., 11-24-03
- 8. 15 - vs. Arkansas, 2-7-04
- 8. 15 - vs. Kentucky, 2-29-04
- 10. 14 - at Miss. State, 2-25-04
- 10. 14 - vs. Ole Miss, 3-3-04

**DARREL
 Mitchell**

2004 Third Team All-Louisiana

Former Louisiana Mr. Basketball had a tremendous sophomore season and went from the league's best sixth-man candidate to a starting role at season's end.



SOPHOMORE SEASON (2003-04)

Started 17-of-29 games, including the last 12 ... Averaged 30.5 minutes per game, 11.9 points per game, 2.8 rebounds, 2.2 assists, 1.7 steals per game ... After shooting 42.4 percent from the three-point arc as a freshman, came back to shoot 41.9 percent as a sophomore with 61 more attempts ... Made 67 treys, eighth best in a single season at LSU and his 109 career goals makes him one of just 10 players at LSU to have made 100 career treys ... In his 12 starts to close the season, he had nine double-figure scoring games and made 37 treys ... Against Tennessee (2-4), a lot of his numbers represented career totals, hitting eight-of-11 field-goal attempts, including six-of-nine treys (a career number for makes) as part of a career scoring night of 22 points ... To make the night even better, Mitchell had eight assists and no turnovers ... 20 double-figure scoring games ... Eighth in the league in steals average ... Second in the league in three-point field goal percentage (67-of-160, 41.9 percent) ... 19th in the league in league game scoring at 13.2 ppg ... Led the SEC in the 16-game league schedule from the arc, hitting 47.9 percent, 45-of-94 ... His career three-point percentage of 42.1 percent is tied for third best all-time at LSU ... 31 career double-figure scoring games.

FRESHMAN SEASON (2002-03)

Mitchell finished his first season at LSU by playing in all 32 games, averaging 7.0 ppg and 2.2 rpg along with 1.8 assists and 1.4 steals ... Came off the bench in all games to still average 19.8 minutes per game ... Hit 42.4 percent of his three-point attempts (42-of-99) and 73.2 percent from the free-throw line ... Scoring average finished

MITCHELL'S CAREER TOTALS

YEAR	G/GS	MIN.	FG/FGA	FG%	3 FG/FGA	FG%	FT/FTA	FT%	REB-AVG	PF/D	AST	TO	BLK	STL	PTS-AVG
2002-03	32-0	635	71-172	.413	42-99	.424	41-56	.732	70-2.2	67-1	56	39	6	45	225-7.0
2003-04	29-17	884	115-279	.412	67-160	.419	49-69	.710	81-2.8	73-1	63	41	3	50	346-11.9
Totals	61-17	1519	186-451	.412	109-259	.421	90-125	.720	151-2.5	140-2	119	80	9	95	571-9.4

eighth in the league among freshmen ... In the Auburn game (2-26), he helped pace LSU's 16 three-pointers, tying the school record, hitting five-of-five from outside the arc ... Helped LSU conclude an 8-8 season in the league by hitting all three three-point attempts in the March 8 regular season finale against Alabama ... Had 11 games in double figures with best efforts of 19 in the Auburn win (2-26) and six games with 12 points (McNeese State-12-7, Prairie View-12-17, Tulane-12-28, Mississippi State-1-11, Ole Miss-1-18 and South Carolina-2-5) ... Played 20 or more minutes in 20 games ... Best rebounding game was six in opener against Nicholls State (11-22) ... Had seven assists at Alabama (2-1) ... Only failed to score twice (Delaware State-12-3, Florida-1-28).

PRIOR TO LSU

Named Mr. Basketball by the Louisiana Sports Writers Association after the 2001-02 season ... Helped his St. Martinville team to the 2002 Class 4A State Championship ... Coached by his father, Darrel Mitchell, Sr. ... Both chosen to participate as player-coach in the state high school all-star game played in July 2002 at the Maravich Center ... Scored more than 2,000 career points ... Averaged 24.6 points per game his senior season, 3.3 assists, 2.9 steals and 3.1 rebounds per game ... Also was a long jumper on the track team and a backup quarterback on the football team ... St. Martinville basketball team won District Championships in 2001 and 2002 ... Named the Gatorade Player of the Year, LHSAA all-state, Top 28 MVP, District MVP and Class 4A MVP.

PERSONAL

Full name is Darrel Joseph Mitchell, Jr. ... Born on May 3, 1984, in New Iberia, La. ... Right-handed ... Honor graduate at St. Martinville ... Parents are Darrel Joseph Mitchell, Sr., and Valarie Mitchell ... One younger brother, Jelani, and one older sister, Kristy ... In choosing LSU said he "liked the togetherness and relationship of players and coaches. It was just like my high school team" ... Majoring in kinesiology ... Favorite foods are pizza and burgers ... Favorite actors include Adam Sandler, Wesley Snipes and Martin Lawrence.



Player Profiles

INTRO
THIS IS LSU
PLAYERS
COACHES
REVIEW
PREVIEW
RECORDS
HISTORY
LSU
MEDIA

MITCHELL'S GAME-BY-GAME TOTALS

2003-04

Opponent	Min.	FG	3FG	FT	REB.	PF/D	A	TO	BLK	STL	PTS
Southern	26	1-8	0-2	1-5	7	2-0	2	2	0	0	3
McNeese St.	28	6-10	3-6	1-1	4	4-0	3	1	0	2	16
Troy State	19	3-5	2-4	5-6	4	5-1	3	2	0	1	13
La. Monroe	26	4-7	2-3	3-5	4	3-0	4	0	0	3	13
Utah	28	5-8	0-1	3-6	6	2-0	1	0	0	3	13
Southern Miss	18	3-8	0-4	1-1	1	4-0	1	1	0	1	7
Tulane	40	7-17	4-8	1-2	3	0-0	3	1	1	2	19
Vs. UAB	33	5-15	2-8	0-0	2	4-0	5	1	0	1	12
At Houston	35	1-9	1-7	0-0	3	3-0	1	0	0	0	3
At Centenary	39	3-9	1-5	0-0	1	4-0	3	1	0	3	7
At Arkansas	29	5-10	1-3	2-2	3	1-0	0	2	0	2	13
Alabama	26	5-9	4-6	5-8	5	3-0	2	3	0	1	19
At New Orleans	26	3-6	3-5	0-0	4	1-0	2	3	0	2	9
Miss. State	30	4-9	2-7	0-0	2	2-0	1	1	0	3	10
At Ole Miss	17	0-4	0-4	1-2	1	0-0	1	1	0	1	1
At South Carolina	27	4-8	3-6	0-0	2	4-0	0	3	0	3	11
Georgia	25	2-5	2-3	6-7	2	3-0	2	3	0	2	12
At Alabama	36	2-8	1-3	4-4	2	1-0	3	2	0	3	9
Tennessee	37	8-11	6-9	0-0	1	2-0	8	0	0	2	22
Arkansas	30	4-8	3-4	4-4	3	3-0	2	0	0	1	15
At Florida	38	6-9	4-6	2-3	1	1-0	1	1	0	2	18
Auburn	40	2-12	2-7	2-2	1	2-0	2	2	0	2	8
At Vanderbilt	34	5-12	2-6	0-0	4	2-0	4	1	0	2	12
At Miss. State	33	5-11	4-8	0-1	0	3-0	0	1	0	0	14
Kentucky	36	4-11	4-8	3-3	2	4-0	3	4	0	1	15
Ole Miss	32	4-12	1-5	5-6	3	3-0	4	0	2	2	14
At Auburn	33	6-13	6-9	0-1	4	1-0	0	2	0	2	18
Vs. South Carolina	25	3-10	2-7	0-0	2	3-0	1	1	0	1	8
At Oklahoma	38	5-15	2-6	0-0	4	3-0	1	2	0	2	12
Totals	884	115-279	67-160	49-69	81	73-1	63	41	3	50	346

2002-03

Opponent	Min.	FG	3FG	FT	REB.	PF/D	A	TO	BLK	STL	PTS
Nicholls State	17	2-7	2-4	2-4	6	1-0	1	0	0	1	8
South Alabama	24	2-4	1-1	2-3	5	4-0	1	4	1	4	7
Vs. Texas A&M	14	4-5	3-4	0-0	4	2-0	1	1	0	2	11
Delaware State	12	0-4	0-2	0-0	0	2-0	1	0	0	0	0
McNeese State	23	5-9	1-2	1-1	2	2-0	3	2	1	0	12
Texas A&M CC	18	2-3	2-3	0-0	1	3-0	5	4	0	0	6
Prairie View A&M	20	4-7	3-5	1-2	3	0-0	4	0	1	2	12
Arizona	23	2-7	0-1	0-0	1	4-0	1	1	0	1	4
Tulane	21	4-9	4-7	0-0	3	2-0	1	1	0	4	12
New Orleans	21	2-6	0-3	4-4	3	3-0	1	1	0	2	8
At Georgia	20	2-7	2-5	0-0	2	2-0	0	0	0	2	6
Houston	17	1-5	1-3	0-0	3	1-0	1	1	1	3	3
Miss. State	22	3-4	2-3	4-6	2	2-0	0	2	0	3	12
Centenary	14	4-5	1-2	0-0	0	1-0	2	0	0	3	9
Ole Miss	21	3-6	1-2	5-6	2	2-0	0	3	0	0	12
At Arkansas	22	0-3	0-2	3-4	1	2-0	0	0	0	1	3
At Miss. State	25	4-7	2-4	0-2	1	2-0	2	0	0	0	10
Florida	18	0-6	0-4	0-0	1	4-0	0	3	0	0	0
At Alabama	28	2-8	2-7	4-5	5	3-0	7	2	0	3	10
South Carolina	29	4-7	1-3	3-4	3	1-0	3	4	0	2	12
At Auburn	26	1-7	1-4	0-0	3	2-0	2	0	1	0	3
Vanderbilt	13	1-4	1-2	0-0	0	0-0	1	1	0	1	3
At Kentucky	14	1-3	1-3	1-1	0	5-1	1	1	0	1	4
Arkansas	17	1-1	0-0	4-4	1	2-0	1	0	0	1	6
Auburn	22	6-7	5-5	2-2	2	1-0	4	0	0	3	19
At Tennessee	11	1-5	0-2	0-0	2	1-0	4	1	0	1	2
At Ole Miss	18	0-3	0-2	2-4	4	2-0	2	2	0	2	2
Alabama	26	4-6	3-3	0-0	2	2-0	2	0	0	0	11
Arkansas	22	3-5	2-4	1-2	2	1-0	1	0	0	0	9
Florida	21	1-4	0-2	0-0	3	4-0	3	1	0	1	2
Miss. State	17	1-4	0-1	2-2	2	2-0	1	0	1	0	4
Purdue	19	1-4	1-4	0-0	1	2-0	0	4	0	2	3
Totals	635	71-172	42-99	41-56	70	67-1	56	39	6	45	225



MITCHELL

PAUL
Wolfert



2004 SEC Academic Honor Roll

Hard working walk-on, the son of a former Tiger basketball player, who continues to mature and improve ... Received scholarship for 2004-05 season.

SOPHOMORE SEASON (2003-04)

Played in three contests as a redshirt sophomore -- Louisiana-Monroe (11-29), Arkansas (2-7) and in the SEC Tournament against South Carolina (3-12) ... Had a collegiate high of five points against ULM, hitting both field goal attempts, including a three-pointer for five points ... Has played in nine games in his LSU career over two years.

FRESHMAN SEASON (2002-03)

Played in six games during the course of the season ... Scored in two games, a season high of three, on three-of-three free throw shooting against Centenary (1-15) and two against Texas A&M-Corpus Christ, making his only field goal

attempt of the season ... Played in games against Delaware State, Texas A&M-CC, Houston, Centenary, Auburn and versus Arkansas at the SEC Tournament.

REDSHIRT FRESHMAN SEASON (2001-02)

Did not appear in any games, but was a part of the practice regiment for the Tigers and coach Brady.

PRIOR TO LSU

Played basketball for two years at Hinsdale Central for Coach Bob Muellor ... Team won the 2000 championship of West Suburban Conference ... Averaged 10.5 points per game and six rebounds a game.

PERSONAL

Born in Oakland, Calif., on Nov. 28, 1982 ... Full name is Paul Leland Wolfert ... Right-handed ... Parents are Rick and Holly Wolfert ... One sister, Maggie ... Likes to play golf ... Dad played basketball at LSU from 1972-75 ... Chose to walk on at LSU because he "always followed LSU sports, because my dad played here and the school has a good tradition" ... Major is finance ... Favorite NBA player is Ray Allen ... Biggest influence was his father because "he has gone through it and he has always helped me."



32

6-10 • 205 • Forward
Junior
Burr Ridge, Ill.
Hinsdale Central HS

PAUL WOLFERT'S CAREER HIGHS

- Points: 5, vs. ULM, II-29-03
- Rebounds: 1, vs. ULM, II-29-03
- FGM: 2, vs. ULM, II-29-03
- FGA: 2, vs. ULM, II-29-03
- 3-PT FGM: 1, vs. ULM, II-29-03
- 3-PT FGA: 1, vs. ULM, II-29-03
- FTM: 3, vs. Centenary, I-15-03
- FTA: 3, vs. Centenary, I-15-03
- Assists: 1, vs. Arkansas (SECT), 3-13-03
- Min. Played: 5, vs. ULM, II-29-03

HIGHEST SCORING GAMES

1. 5 -- vs. ULM, II-29-03
2. 3 -- vs. Centenary, I-15-03
3. 2 -- vs. Texas A&M-CC, I2-14-02

WOLFERT'S GAME-BY-GAME TOTALS

2003-04		Min.	FG	3FG	FT	REB.	PF/D	A	TO	BLK	STL	PTS
Opponent												
La. Monroe		5	2-2	1-1	0-0	1	0-0	0	1	0	0	5
Arkansas		0	0-0	0-0	0-0	0	0-0	0	0	0	0	0
Vs. S. Carolina		1	0-0	0-0	0-0	0	0-0	0	0	0	0	0
Totals		6	2-2	1-1	0-0	1	0-0	0	1	0	0	5

2002-03		Min.	FG	3FG	FT	REB.	PF/D	A	TO	BLK	STL	PTS
Opponent												
Delaware State		1	0-0	0-0	0-0	0	0-0	0	0	0	0	0
Texas A&M-CC		1	1-1	0-0	0-0	0	0-0	0	0	0	0	2
Houston		2	0-0	0-0	0-1	0	0-0	0	0	0	0	0
Centenary		3	0-0	0-0	3-3	0	1-0	0	0	0	0	3
Auburn		1	0-0	0-0	0-0	0	0-0	0	0	0	0	0
Arkansas		1	0-0	0-0	0-0	0	0-0	1	0	0	0	0
Totals		9	1-1	0-0	3-4	0	1-0	1	0	0	0	5

WOLFERT'S CAREER TOTALS

YEAR	G/GS	MIN.	FG/FGA	FG%	3FG/FGA	3FG%	FT/FTA	FT%	REB-AVG	PF/D	AST	TO	BLK	STL	PTS-AVG
2002-03	6-0	9	1-1	1.000	0-0	.000	3-4	.750	0-0.0	0-0	1	0	0	0	5-0.8
2003-04	3-0	6	2-2	1.000	1-1	1.000	0-0	.000	1-0.3	0-0	0	1	0	0	5-1.7
Totals	9-0	15	3-3	1.000	1-1	1.000	3-4	.750	1-0.1	0-0	1	1	0	0	10-1.1

Player Profiles

THIS IS LSU

PLAYERS

COACHES

REVIEW

PREVIEW

RECORDS

HISTORY

LSU

MEDIA



XAVIER Whipple

22

6-2 • 172 • Guard
Senior
McIntyre, Ga.
Wilkinson County HS

XAVIER WHIPPLE'S CAREER HIGHS

- Points: 11, vs. Troy State, 11-26-03
- Rebounds: 6, vs. Arkansas, 1-6-04
- FGM: 4, vs. Troy State, 11-26-03
- FGA: 8, twice
- 3-PT FGM: 3, vs. Troy State, 11-26-03
- 3-PT FGA: 5, vs. Southern Miss, 12-20-03
- FTM: 5, vs. McNeese State, 11-24-03
- FTA: 8, vs. Arkansas, 2-7-04
- Assists: 6, three times
- Blocks: 3, vs. McNeese State, 11-24-03
- Steals: 3, at Tennessee, 2-8-03
- Min. Played: 32, vs. Arkansas, 1-6-04

HIGHEST SCORING GAMES

- 1. 11 - vs. Troy State, 11-26-03
- 2. 9 - vs. Southern, 11-19-01
- 2. 9 - vs. Kentucky, 2-29-04
- 4. 8 - at Tennessee, 3-1-03
- 4. 8 - vs. Miss. State, 1-17-04
- 4. 8 - at Alabama, 1-31-04
- 7. 7 - vs. Centenary, 1-15-03
- 7. 7 - vs. Arkansas, 3-13-03
- 7. 7 - vs. Southern Miss, 12-20-03
- 7. 7 - at Arkansas, 1-06-04

LSU's primary starting point guard for the last 1 1/2 seasons ... Solid player who doesn't get his team in trouble ... Will be looked to for senior leadership to help bring along the 2004-05 team.

JUNIOR SEASON (2003-04)

Started 26-of-29 games this season (including 15-of-16 conference games), averaging just under 25 minutes a contest ... Averaged 4.1 points, 3.0 assists and 2.4 rebounds a game ... With 88 assists and 62 turnovers, it marked the fifth consecutive year the primary starting LSU point guard had more assists than turnovers at the end of the year ... Against Troy State (11-26), he had his first career double figure scoring game with 11 points (4-of-8 FGs, including three treys) ... SEC high of nine this year came against Kentucky (2-29) ... Made 12 treys ... Five games of five or more assists ... Only five games of more turnovers than assists.



SOPHOMORE SEASON (2002-03)

Had seen action in just seven games and just 33 minutes of playing time before being inserted for the final 11 minutes of the game at Alabama (2-1) ... He would start the remaining 13 games of the season, playing almost 290 minutes as LSU won nine of the 13 games ... Whipple averaged 2.7 points per game for the season for the 22 games he played in, 1.2 rebounds and 1.9 assists per game ... Average went up 1.4 points in the 13 games he started ... In his starts, had four or more assists in six games, including six at Auburn and five against Mississippi State in the SEC Tournament ... Scored eight points at Tennessee, seven against Centenary ... Hit 20-of-38 field goal attempts, including five treys.

WHIPPLE'S CAREER TOTALS

YEAR	G/GS	MIN.	FG/FGA	FG%	3 FG/FGA	FG%	FT/FTA	FT%	REB-AVG	PF/D	AST	TO	BLK	STL	PTS-AVG
2001-02	18-0	104	5-15	.333	1-6	.167	3-5	.600	12-0.7	9-0	12	9	0	3	14-0.8
2002-03	21-13	320	20-38	.526	5-14	.357	12-18	.667	26-1.2	23-0	39	28	2	8	57-2.7
2003-04	29-26	718	36-108	.333	12-50	.240	36-47	.766	69-2.4	44-0	88	62	6	17	120-/4.1
Totals	68-39	1142	61-161	.379	18-70	.257	51-70	.729	107-1.6	76-0	139	100	8	28	191-2.8

FRESHMAN SEASON (2001-02)


Averaged 5.8 minutes in the 18 games he participated in as a freshman, averaging 0.8 points per game and 0.7 rebounds and assists ... Best game was against Southern University (11-19) when he played 10 minutes, hitting all three of his field-goal attempts, including one from outside the three-point arc and both of his free-throw attempts for a high of nine points ... Also would score against Northwestern State (2 points, 12-2) and at Ole Miss (3 points, 1-23) ... Had two assists against Mercer (11-25), Nicholls State (11-30) and at Florida (1-16).

PRIOR TO LSU

Averaged 20.8 points per game, six rebounds, seven assists and three steals in his senior season at Wilkinson County High in Irwinton, Ga. ... Dr. Aaron Geter was high school basketball coach ... Also played quarterback in high school, earning all-state honors ... Team won two basketball state championships in 1999 and 2000 ... Named the Player of the Year in the Georgia prep classification in 1999 and 2001 ... Named Middle Georgia Player of the Year in 2001 by the Macon Telegraph and three-time all-state first team as selected by the Atlanta Journal Constitution.

PERSONAL

Born in Dublin, Ga., on Nov. 30, 1982 ... Full name is Xavier Cordell Whipple ... Right-handed ... Parents are Andrew and Natalie Underwood ... Two sisters: Shana, Natalia ... Decided to attend LSU because "I liked the campus atmosphere and the coaches, and players who are all good guys" ... Likes to watch TV to relax ... Favorite female singer is Whitney Houston and favorite TV show is "Martin" ... Michael Jordan is favorite NBA player ... Major is general studies.



Player Profiles

INTR
THIS IS LSU
PLAYERS
COACHES
REVIEW
PREVIEW
RECORDS
HISTORY
LSU
MEDIA

WHIPPLE'S GAME-BY-GAME TOTALS

2003-04

Opponent	Min.	FG	3FG	FT	REB.	PF/D	A	TO	BLK	STL	PTS
Southern	28	1-3	0-0	3-4	1	3-0	6	4	0	1	5
McNeese State	26	1-2	0-1	5-6	3	0-0	3	2	3	2	7
Troy State	29	4-8	3-4	0-0	1	3-0	4	2	1	0	11
Louisiana-Monroe	17	1-3	1-1	0-0	4	1-0	6	1	0	0	3
Utah	27	0-3	0-2	1-2	4	2-0	4	4	0	0	1
Southern Miss.	28	3-8	1-5	0-0	1	1-0	3	1	0	0	7
Tulane	22	0-3	0-2	0-0	3	1-0	3	2	0	1	0
Vs. UAB	22	2-2	0-0	0-0	1	2-0	2	1	0	0	4
At Houston	16	0-4	0-2	0-0	2	0-0	2	0	0	0	0
At Centenary	30	1-2	0-1	2-2	4	3-0	4	0	0	0	4
At Arkansas	32	2-3	1-2	2-2	6	2-0	2	2	0	0	7
Alabama	18	1-2	0-0	0-0	1	0-0	2	1	0	0	2
At New Orleans	29	1-3	0-1	3-4	2	1-0	3	2	0	0	5
Mississippi State	29	3-5	2-3	0-1	5	3-0	2	5	0	2	8
At Ole Miss	30	1-5	1-4	2-2	0	3-0	3	3	0	0	5
At South Carolina	25	1-3	0-2	4-4	5	1-0	3	4	0	0	6
Georgia	25	1-3	0-2	0-0	1	1-0	3	3	0	1	2
At Alabama	29	2-6	0-2	4-4	0	2-0	3	2	0	1	8
Tennessee	22	2-2	0-0	0-0	1	1-0	2	5	0	0	4
Arkansas	27	0-1	0-0	4-8	4	2-0	5	3	0	3	4
At Florida	21	0-2	0-1	3-4	1	1-0	1	1	1	0	3
Auburn	24	1-5	0-2	1-1	3	3-0	4	2	0	1	3
At Vanderbilt	28	2-4	1-2	0-0	2	1-0	0	4	1	0	4
At Miss. State	23	0-1	0-1	0-0	0	2-0	1	2	0	1	0
Kentucky	25	3-7	1-4	2-2	4	2-0	5	2	0	0	9
Ole Miss	15	2-4	0-1	0-0	2	1-0	0	4	1	0	4
At Auburn	23	0-6	0-1	0-0	2	0-0	5	0	0	2	0
Vs. South Carolina	22	0-3	0-2	0-1	0	0-0	3	2	0	0	0
At Oklahoma	26	1-5	1-2	0-0	5	3-0	3	0	0	2	3
Totals	718	36-108	12-50	36-47	69	44-0	88	62	6	17	120

2002-03

Opponent	Min.	FG	3FG	FT	REB.	PF/D	A	TO	BLK	STL	PTS
Nicholls State	2	0-0	0-0	0-0	0	1-0	0	0	0	0	0
Delaware State	8	0-0	0-0	0-0	0	0-0	0	0	0	0	0
McNeese State	1	0-0	0-0	0-0	0	0-0	0	0	0	0	0
Texas A&M CC	7	0-1	0-0	3-6	1	3-0	1	3	0	0	3
Prairie View A&M	2	0-0	0-0	0-0	0	1-0	0	0	0	0	0
Houston	3	0-0	0-0	0-0	0	0-0	0	0	0	0	0
Centenary	10	2-3	1-1	2-2	1	1-0	2	0	0	0	7
At Alabama	11	0-1	0-1	0-0	1	0-0	1	0	0	0	0
South Carolina	13	2-4	0-1	0-0	1	1-0	1	1	1	0	4
At Auburn	31	2-3	0-1	0-0	2	2-0	4	5	0	0	4
Vanderbilt	13	0-1	0-0	0-0	1	1-0	0	1	0	0	0
At Kentucky	16	0-1	0-0	0-0	2	2-0	1	3	0	0	0
Arkansas	27	3-4	0-0	0-0	1	1-0	4	0	0	1	6
Auburn	22	1-1	0-0	0-0	4	0-0	6	1	0	1	2
At Tennessee	25	3-4	2-3	0-0	2	3-0	4	2	0	3	8
At Ole Miss	25	2-3	1-2	1-2	2	1-0	0	2	1	0	6
Alabama	20	1-3	0-1	0-0	1	1-0	2	4	0	2	2
Arkansas	23	2-2	0-0	3-4	1	2-0	2	0	0	1	7
Florida	21	0-0	0-0	1-2	3	1-0	4	2	0	0	1
Miss. State	24	2-4	1-2	0-0	2	1-0	5	4	0	0	5
Purdue	16	0-3	0-2	2-2	1	1-0	2	1	0	0	2
Totals	320	20-38	5-14	12-18	26	23-0	39	29	2	8	57

2001-02

Opponent	Min.	FG	3FG	FT	REB.	PF/D	A	TO	BLK	STL	PTS
Campbell	5	0-1	0-0	0-0	1	0-0	0	1	0	0	0
Southern	10	3-3	1-1	2-2	2	2-0	1	0	0	0	9
Vs. Weber State	3	0-0	0-0	0-0	0	1-0	0	0	0	0	0
Vs. Mercer	11	0-0	0-0	0-0	2	1-0	2	1	0	0	0
Towson	8	0-0	0-0	0-0	1	0-0	1	0	0	0	0
Northwestern St.	9	1-1	0-0	0-0	2	2-0	1	1	0	1	2
McNeese St.	6	0-1	0-0	0-0	1	0-0	0	0	0	0	0
Houston	9	0-2	0-1	0-0	0	0-0	0	1	0	1	0
Vs. Miami	7	0-1	0-1	0-0	1	1-0	0	0	0	1	0
Nicholls State	7	0-0	0-0	0-0	0	0-0	2	1	0	0	0
At Florida	7	0-1	0-0	0-0	0	0-0	2	0	0	0	0
At Ole Miss	7	1-3	0-1	1-2	2	1-0	1	2	0	0	3
At Miss. State	5	0-1	0-1	0-0	0	1-0	1	1	0	0	0
Alabama	3	0-0	0-0	0-0	0	0-0	0	1	0	0	0
Kentucky	1	0-1	0-1	0-1	0	0-0	1	0	0	0	0
Ole Miss	2	0-0	0-0	0-0	0	0-0	0	0	0	0	0
At Auburn	2	0-0	0-0	0-0	0	0-0	0	0	0	0	0
Vs. Vanderbilt	2	0-0	0-0	0-0	0	0-0	0	0	0	0	0
Totals	104	5-15	1-6	3-5	12	9-0	12	9	0	3	14



WHIPPLE

GLEN Davis

One of the nation's top recruits, Davis joins the Tigers after leading University High to two state championships while earning national prep honors.

PRIOR TO LSU

Concentrated on basketball his senior season for coach Ari Fisher, but also had a stellar career at University High as tailback of the football team ... Davis also tossed the shot for the U-High track team ... Earned Parade and McDonald's All-America honors, was named the Gatorade Player of the Year in the state of Louisiana, the Athlete of the Year as chosen by the Baton Rouge Advocate, Mr. Basketball by the Louisiana Sports Writers Association ... He was also named the most valuable player in Class 2A as well as being named the MVP of the Top 28 Class 2A tournament ... Averaged 26.4 points and 14.3 rebounds a game along with four blocks.

PERSONAL

Born in Baton Rouge on Jan. 1, 1986 ... Full name is Ronald Glen Davis ... Nickname is "Big Baby" ... Father is Donald Robertson and mother is Toyna Davis ... Five other members of the family ... Anticipated major is business management ... His influence to come to LSU, "Family influenced me to further my education at LSU."



34

6-9 • 310 • Forward
Freshman
Baton Rouge, La.
University HS

GARRETT Temple

The third member of the Temple family to play basketball at LSU, joining his father (Collis, Jr., 1971-74), and his older brother (Collis III, 1999-03), who both starred for the Tigers during their playing days.

PRIOR TO LSU

Participated in basketball and track at University High School in Baton Rouge ... In track was a long jump and triple jump specialist ... High school basketball coach was former LSU basketball assistant Ari Fisher ... Averaged 13.9 points, 7.4 rebounds and 5.5 assists in leading University High to the Class 2A state championship in 2004 ... Team also won the 2002 championship in the classification and was a state semifinalist in 2003 ... Averaged over 14 points for his career ... Team was undefeated in district three seasons ... Two-time first team All-District, second team All-State and was a member of the All-Metro team and the Top 28 All-Tourney team.

PERSONAL

Born in Baton Rouge on May 8, 1986 ... Right-handed ... Full name is Garrett Bartholomew Temple ... Parents are Collis Temple and Soundra Johnson Temple ... Father was the first African American to play basketball at LSU ... Will wear 14, swapping the number 41 his dad and brother wore at LSU ... Two older brothers, Collis III and Elliott ... Hobbies include listening to music ... Listed as his biggest influence, "his father, because he went through it and knows the ropes" ... Favorite food is gumbo ... Lists his favorite NBA team as "which ever team Shaq (Shaquille O'Neal) plays for."



14

6-5 * 180 * Guard
Freshman
Baton Rouge, La.
University HS

Player Profiles

INTRO

THIS IS LSU

PLAYERS

COACHES

REVIEW

PREVIEW

RECORDS

HISTORY

LSU

MEDIA



12

6-7 • 200 • Forward
Freshman
Baton Rouge, La.
McKinley HS

TYRUS

Thomas

Spring 2004 signee who will help the Tigers depth at forward ... Comes to LSU from McKinley, to give the Tigers another top local star in the signing class.

PRIOR TO LSU

Played basketball for coach Chauncey Moore at McKinley, averaging 16 points, 12 rebounds and six blocks per game ... Honored as the defensive MVP in the local District 7-4A ... All-Metro and second team All-State in Class 4A.

PERSONAL

Born in Baton Rouge on Aug. 17, 1986 ... Full name is Tyrus Wayne Thomas ... Right handed ... Mother is Jessica Johnson .. One brother, Travis, and one sister, Brandy ... Nickname is T-Time ... Number chosen for LSU is one he wore in second through eighth grade ... Favorite music is hip hop and rhythm and blues ... Favorite food is fried fish and potato salad ... Favorite NBA team is Philadelphia 76ers and favorite player is Tracy McGrady.



10

6-0 • 180 • Guard
Freshman
Baton Rouge, La.
The Dunham School

DAVID

Freshman

Freshman will walk on to the LSU program after a good high school career, although his senior season was limited to the final few weeks of the season after tearing his ACL during the first football game of the 2003 season.

PRIOR TO LSU

Prior to his injury, had been a starter since eighth grade at Dunham, averaging 17 points, six rebounds and seven assists per game ... Played for Coach Jonathon Pixley at Dunham, a former player for Coach John Brady when Brady was the coach at Samford ... Also played football (wide receiver, defensive back) for four years and ran the 400 meters in track ... First team All-District for four years, scored over 1,000 career points and was selected to play in the LHSCA/Coca-Cola All-Star game this past summer ... All-District for three years, including two years All-Metro and one year All-State ... Graduated with honors from Dunham.

PERSONAL

Born in Baton Rouge on November 4, 1985 ... Right handed ... Parents are Ed and Nina Freshman ... Two brothers and one sister ... Listed AAU Coach Daryll Thrower and high school coach Jonathon Pixley as big influences because they "always pushed me both physically and mentally to be the best basketball player and person I could be ... Anticipated major is political science ... Likes to read or watch TV and favorite singer is Garth Brooks ... Favorite basketball player is John Stockton.

Returning Player Stats vs. Opponents

Brandon Bass

OPPONENT	G	FG	3FG	FT	REB	AST.	PF-D	PTS
Alabama	2	6-16	1-4	14-15	21	4-0	0	27
Arkansas	2	12-25	1-2	9-13	12	8-0	2	34
Auburn	2	10-17	1-3	7-9	16	4-0	1	28
Florida	1	4-9	0-2	5-6	6	0-0	1	13
Georgia	1	5-6	1-1	6-8	8	1-0	1	17
Houston	1	4-6	0-0	8-11	11	1-0	1	16
Kentucky	1	4-5	0-0	5-5	6	4-0	1	13
McNeese State	1	4-6	0-0	7-8	12	2-0	2	15
Ole Miss	2	8-15	1-2	6-10	12	2-0	1	23
Mississippi State	2	5-12	0-0	5-7	10	4-0	2	15
New Orleans	1	8-11	0-0	2-2	1	1-0	0	18
South Carolina	2	6-13	0-2	7-9	12	2-0	1	19
Southern Miss.	1	7-9	0-0	1-1	5	4-0	1	15
Tennessee	1	4-8	0-1	2-3	6	1-0	0	10
Tulane	1	2-11	0-0	1-2	7	1-0	1	5
Vanderbilt	1	1-9	0-1	5-5	8	3-0	0	7

Antonio Hudson

OPPONENT	G	FG	3FG	FT	REB	AST.	PF-D	PTS
Alabama	6	15-41	8-21	8-11	13	12-0	8	46
Arkansas	7	19-50	6-23	16-21	17	16-1	13	49
Auburn	6	17-39	6-17	4-5	24	13-0	9	44
Florida	4	9-27	4-13	3-5	10	10-1	13	25
Georgia	3	11-36	4-14	16-22	1	8-0	6	42
Houston	3	5-19	2-10	6-10	3	5-0	7	18
Kentucky	3	4-16	2-8	0-0	7	6-0	5	10
UL Lafayette	9	0-3	0-1	0-0	2	0	0-0	0
McNeese State	3	7-15	3-5	9-16	12	7-0	10	26
Ole Miss	6	15-48	2-16	11-20	21	13-0	8	43
Mississippi State	8	35-73	14-30	9-17	33	16-0	14	93
New Orleans	3	14-33	6-13	4-7	14	5-0	7	38
Northwestern St.	1	4-11	1-3	0-1	1	3	1-0	9
South Carolina	4	12-27	8-16	9-11	10	10-1	9	41
Southern Miss.	1	5-14	0-7	0-1	6	1-0	4	10
Tennessee	3	10-22	6-12	2-4	10	7-0	5	28
Tulane	1	3-5	1-2	0-0	0	3	4-0	7
Utah	1	3-6	2-3	1-2	4	4-0	1	9
Vanderbilt	4	20-42	7-14	13-20	28	5-0	6	60

Regis Koundjia

OPPONENT	G	FG	3FG	FT	REB	AST.	PF-D	PTS
Alabama	2	1-5	0-3	0-0	1	4-0	0	2
Arkansas	2	3-9	0-2	0-2	9	5-0	0	6
Auburn	1	2-5	1-3	2-3	7	4-0	1	7
Florida	1	0-4	0-3	2-2	4	1-0	1	2
Georgia	1	2-2	2-2	1-2	2	4-0	2	7
Houston	1	1-6	0-3	0-1	3	2-0	1	2
Kentucky	1	1-2	0-1	2-2	2	0-0	0	4
McNeese State	1	3-7	0-0	0-0	4	3-0	0	6
Ole Miss	2	3-5	2-3	1-5	14	5-0	3	9
Mississippi State	2	1-6	0-3	2-2	7	4-0	2	4
New Orleans	1	2-4	0-1	0-0	2	1-0	1	4
South Carolina	2	3-12	0-6	3-4	5	6-1	2	9
Southern Miss.	1	3-7	1-4	1-2	7	4-0	1	8
Tennessee	1	0-1	0-0	0-0	1	0-0	3	0
Tulane	1	2-2	1-1	0-0	9	4-0	1	5
Utah	1	2-8	0-2	0-0	8	2-0	1	4

Darnell Lazare

OPPONENT	G	FG	3FG	FT	REB	AST.	PF-D	PTS
Alabama	2	0-1	0-0	0-0	3	3-0	0	0
Arkansas	2	2-6	0-0	0-0	3	1-0	0	4
Auburn	2	10-14	0-0	1-2	11	3-0	2	21
Florida	1	1-1	0-0	0-2	1	0-0	1	2
Georgia	1	0-1	0-0	0-0	3	1-0	0	0
Houston	1	0-1	0-0	0-0	1	1-0	0	0
Kentucky	1	1-3	0-0	0-0	2	1-0	1	2
McNeese State	1	1-2	0-0	0-0	3	1-0	0	2
Ole Miss	2	2-5	0-0	1-1	5	0-0	0	5
Mississippi State	2	0-0	0-0	0-0	1	3-0	0	0
New Orleans	1	0-1	0-0	0-0	4	2-0	0	0
South Carolina	2	2-6	0-0	2-4	13	1-0	1	6
Southern Miss.	1	0-0	0-0	0-0	0	0-0	0	0
Tennessee	1	1-1	0-0	1-2	3	1-0	0	3
Tulane	1	2-2	0-0	0-1	1	1-0	1	4
Utah	1	1-1	0-0	0-0	2	0-0	0	2
Vanderbilt	1	1-4	0-0	1-2	4	2-0	0	3

Josh Maravich

OPPONENT	G	FG	3FG	FT	REB	AST.	PF-D	PTS
Arkansas	3	0-0	0-0	0-0	0	0-0	0	0
Auburn	1	0-0	0-0	0-0	0	0-0	0	0
Houston	1	1-1	0-0	0-0	0	0-0	0	2
McNeese State	1	0-0	0-0	0-0	0	0-0	0	0
South Carolina	1	0-0	0-0	0-0	0	0-0	0	0

Tack Minor

OPPONENT	G	FG	3FG	FT	REB	AST.	PF-D	PTS
Alabama	2	2-11	2-5	8-9	4	3-0	4	14
Arkansas	2	2-5	2-5	3-4	1	2-0	2	9
Auburn	2	8-27	6-17	3-3	2	5-0	6	27
Florida	1	4-7	2-4	0-0	3	2-0	2	10
Georgia	1	1-2	0-0	2-2	1	4-0	2	4
Houston	12	4-5	2-3	1-2	2	5-1	2	11
Kentucky	1	1-5	0-4	4-4	4	1-0	1	6
McNeese State	1	0-3	0-2	0-3	0	1-0	3	0
Ole Miss	2	7-13	2-4	2-5	5	1-0	2	18
Mississippi State	2	4-16	3-10	4-6	5	2-0	1	15
New Orleans	1	2-6	1-2	2-4	0	1-0	0	7
South Carolina	2	4-13	2-10	1-5	2	5-0	4	11
Southern Miss.	12	1-5	0-3	1-2	1	2-0	1	3
Tennessee	1	2-6	0-3	6-7	3	2-0	4	10
Tulane	25	3-6	0-1	6-7	4	1-0	5	12
Utah	13	2-7	1-3	0-0	2	1-0	1	5
Vanderbilt	1	3-12	2-7	1-2	5	0-0	1	9

Darrel Mitchell

OPPONENT	G	FG	3FG	FT	REB	AST.	PF-D	PTS
Alabama	4	13-31	10-19	13-17	14	9-0	14	49
Arkansas	5	13-27	6-13	14-16	10	9-0	4	46
Auburn	4	15-39	14-25	4-5	10	6-0	8	48
Florida	3	7-19	4-12	2-3	5	9-0	4	20
Georgia	2	4-12	4-8	6-7	4	5-0	2	18
Kentucky	2	5-14	5-11	4-4	2	9-1	4	19
Houston	2	2-14	2-10	0-0	6	4-0	2	6
McNeese St.	2	11-19	4-8	2-2	6	6-0	6	28
Ole Miss	4	7-25	2-13	13-18	10	7-0	7	29
Miss. State	4	12-29	7-19	6-11	8	11-0	4	37
New Orleans	2	5-12	3-8	4-4	3	4-0	5	17
South Carolina	3	11-25	6-16	3-4	7	8-0	4	31
Southern Miss	1	3-8	0-4	1-1	1	4-0	1	7
Tennessee	2	9-16	6-11	0-0	3	3-0	12	24
Tulane	2	11-26	8-15	1-2	6	2-0	4	31
Utah	1	5-8	0-1	3-6	6	2-0	1	13
Vanderbilt	2	6-16	3-8	0-0	4	2-0	5	15

Ross Neltner

OPPONENT	G	FG	3FG	FT	REB	AST.	PF-D	PTS
Alabama	1	0-0	0-0	0-0	1	1-0	0	0
Arkansas	2	0-0	0-0	0-0	0	0-0	0	0
Auburn	1	1-5	1-4	0-0	1	5-1	2	3
Florida	1	0-0	0-0	0-0	0	0-0	0	0
Georgia	1	0-0	0-0	0-0	3	0-0	0	0
Kentucky	1	2-4	0-0	1-1	3	2-0	2	5
Ole Miss	1	2-4	1-2	0-0	4	0-0	3	5
Miss. State	1	1-1	0-0	0-0	0	1-0	0	2
South Carolina	2	1-1	0-0	1-2	2	1-0	0	3
Southern Miss.	1	0-0	0-0	0-0	0	0-0	0	0
Tennessee	1	0-0	0-0	0-0	1	0-0	0	0
Tulane	1	0-1	0-0	0-0	1	1-0	0	0
Utah	1	0-1	0-0	0-0	0	0-0	0	0
Vanderbilt	1	0-1	0-0	0-2	4	1-0	0	0

Xavier Whipple

OPPONENT	G	FG	3FG	FT	REB	AST.	PF-D	PTS
Alabama	5	4-12	0-4	4-4	3	3-0	7	12
Arkansas	4	7-10	1-2	9-14	12	7-0	10	24
Auburn	5	4-15	0-4	1-1	11	5-0	19	9
Florida	3	0-3	0-1	4-6	4	2-0	7	4
Georgia	1	1-3	0-2	0-0	1	1-0	3	2
Houston	3	0-6	0-3	0-0	2	0-0	2	0
Kentucky	3	3-9	1-5	2-3	6	4-0	7	9
McNeese State	3	1-3	0-1	5-6	4	0-0	3	7
Ole Miss	5	6-15	2-8	4-6	6	5-0	4	18
Mississippi State	4	5-11	3-7	0-1	7	6-0	9	13
New Orleans	1	1-3	0-1	3-4	2	1-0	3	5
Northwestern State	1	1-1	0-0	0-0	2	2-0	1	2
South Carolina	3	3-10	1-7	4-5	6	2-0	7	11
Southern Miss.	1	3-8	1-5	0-0	1	1-0	3	7
Tennessee	2	5-6	2-3	0-0	3	4-0	6	12
Utah	1	0-3	0-2	1-2	4	2-0	4	1
Vanderbilt	3	2-5	0-1	0-0	3	4-0	0	4

Paul Wolfert

OPPONENT	G	FG	3FG	FT	REB	AST.	PF-D	PTS
Auburn	1	0-0	0-0	0-0	0	0-0	0	0
Arkansas	2	0-0	0-0	0-0	0	0-0	1	0
Houston	1	0-0	0-0	0-1	0	0-0	0	0
S. Carolina	1	0-0	0-0	0-0	0	0-0	0	0

Radio/TV Roster

INTRO


THIS IS LSU

PLAYERS



1

Regis Koundjia
6-8 • 215 • So. • Forward
Bangui, African Republic



2

Darrel Mitchell
5-11 • 176 • Jr. • Guard
St. Martinville, La.



3

Tack Minor
5-11 • 200 • So. • Guard
Houston, Texas



10

David Fleshman
6-0 • 180 • Fr. • Guard
Baton Rouge, La.



11

Josh Maravich
6-3 • 180 • Jr. • Guard
Covington, La.

COACHES

REVIEW


PREVIEW

RECORDS

HISTORY


LSU

MEDIA




12

Tyrus Thomas
6-7 • 200 • Fr. • Forward
Baton Rouge, La.




14

Garrett Temple
6-5 • 180 • Fr. • Guard
Baton Rouge, La.



22

Xavier Whipple
6-2 • 172 • Sr. • Guard
McIntyre, Ga.



30

Brandon Bass
6-8 • 252 • So. • Forward
Baton Rouge, La.




32

Paul Wolfert
6-10 • 205 • Jr. • Forward
Burr Ridge, Ill.



34

Glen Davis
6-9 • 310 • Fr. • Forward
Baton Rouge, La.



35

Darnell Lazare
6-8 • 229 • So. • Forward
Baton Rouge, La.



41

Ross Neltner
6-9 • 235 • So. • Forward
Fort Thomas, Ky.



42

Antonio Hudson
6-6 • 214 • Sr. • Guard
Grambling, La.



John Brady
Head Coach
Eighth Season
McComb, Miss.



Butch Pierre
Associate Coach
Eighth Season
Darrow, La.



Nikita Johnson
Assistant Coach
First Season
Donaldsonville, Ga.



John Treloar
Assistant Coach
First Season
Clinton, Miss.



Scott Soprych
Administrative Assistant
First Season
Lemont, Ill.



COACHES

2004-2005 LSU MEN'S BASKETBALL MEDIA GUIDE

Coaches of the SEC Era



Harry Rabenhorst

1925-42; 45-57
29 Seasons
Record: 340-264



Dale Morey

1942-44
2 Seasons
Record: 28-19



Jess Fatherree

1944-45
1 Season
Record: 11-7



A.L. Swanson

1944-45
1 Season
Record: 4-2



Jay McCreary

1957-65
8 Seasons
Record: 82-115



Frank Truitt

1965-66
1 Season
Record: 6-20



Press Maravich

1966-72
6 Seasons
Record: 76-86



Dale Brown

1972-97
25 Seasons
Record: 448-301



John Brady

1997-present
7 seasons
Record: 120-92

All-Time Coaching Records

By Wins

COACH	SEASONS	GAMES	W-L	PCT.
Dale Brown	25	749	448-301	.598
Harry Rabenhorst	29	604	340-264	.563
John Brady	7	212	120-92	.566
Dr. C. C. Stroud	6	103	82-21	.796
Jay McCreary	8	197	82-115	.416
Press Maravich	6	162	76-86	.469
Dale Morey	2	47	28-19	.595
Frank "Tad" Gormley	2	36	25-11	.694
Branch Bocock	1	23	19-4	.826
J. W. Mayhew	2	15	11-4	.733
Jessee Fatherree	1	18	11-7	.611
H. E. "Gob" Wilson	1	17	10-7	.588
"Moon" Ducote	1	20	8-12	.400
F. M. Long	2	15	6-9	.400
Frank Truitt	1	26	6-20	.231
E. R. Wingard	1	7	5-2	.714
A. L. Swanson	1	6	4-2	.667
R. E. Edmonds	1	1	1-0	1.000



John Brady

Chronological

YEARS	COACH (ALMA MATER)	SEASONS	GAMES	W-L	PCT.
1908-09	E. R. Wingard (Susquehanna)	1	7	5-2	.714
1909-11	J. W. Mayhew (Brown)	2	15	11-4	.733
1911-13	F. M. Long (Oklahoma)	2	15	6-9	.400
1913-18; 19-20	Dr. C. C. Stroud (Tufts)	6	103	82-21	.796
1918-19	R. E. Edmonds (LSU)	1	1	1-0	1.000
1920-21	Branch Bocock (Georgetown)	1	23	19-4	.826
1921-23	Frank "Tad" Gormley (Loyola)	2	36	25-11	.694
1923-24	"Moon" Ducote (Auburn)	1	20	8-12	.400
1924-25	H. E. "Gob" Wilson (Michigan)	1	17	10-7	.588
1925-42; 46-57	Harry Rabenhorst (Wake Forest)	29	604	340-264	.563
1942-44	Dale Morey (LSU)	2	47	28-19	.596
1944-45	Jessee Fatherree (LSU)	1	18	11-7	.611
1944-45	*A. L. Swanson (LSU)	1	6	4-2	.667
1957-65	Jay McCreary (Indiana)	8	197	82-115	.416
1965-66	Frank Truitt (Otterbein)	1	26	6-20	.231
1966-72	Press Maravich (Davis-Elkins)	6	162	76-86	.469
1972- 97	Dale Brown (Minot St.)	25	749	448-301	.598
1997-	John Brady (Belhaven)	7	212	120-92	.566
1908-2004	18 coaches	96	2258	1282-976	.568

*Fatherree left LSU to join U. S. Army with five games plus the tournament remaining in the 1944-45 season.

Swanson replaced him for the balance of the year.

Head Coach

INTRO

THIS IS LSU

PLAYERS

COACHES

REVIEW

PREVIEW

RECORDS

HISTORY

LSU

MEDIA

JOHN Brady

Head Basketball Coach



The rebuilding of the LSU program is nearing completion under John Brady. Now the task is to sustain the success and plan for the future of the program under the coach who enters his eighth season at the helm of the Tigers.

Unfortunate circumstances cost the Tigers a chance to shine in the post season last year. After starting 17-4, the Tiger squad found itself having to play, three, four and at times five freshmen on the floor against conference squads much more experienced.



But through it all, some hard lessons were learned and the freshmen are now experienced sophomores ready to blend with a couple of veteran seniors who have seen just about everything in their three years. Throw in another highly talented and anticipated recruiting class and some changes made in the coaching staff and John Brady is ready to take the next step in sustaining the winning cycle that is building at LSU.

THE BRADY FILE

NAME: John Brady
BIRTH DATE: Sept. 17, 1954
 (McComb, Miss.)
AGE: 50
HOMETOWN: McComb, Miss.
CHILDREN: Brittany (14), Brooke (10)
HIGH SCHOOL: McComb High School,
 McComb, Miss.
COLLEGE: BS, Belhaven College, 1976
 M. Ed., Mississippi State
 University, 1977

Athletic Playing Background

MCCOMB HIGH SCHOOL, McComb, Miss.

BELHAVEN COLLEGE (Jackson, Miss.) – Three-year starter, scored over 1,000 points for career ... Coach Charlie Rugg ... Two-time All-Southern States Conference ... Inducted Fall 1997 into school athletic hall of fame.

Basketball Coaching Experience

1976-77 – Graduate Assistant Coach, Mississippi State University

1977-82 – Head Coach, Crowley High School, Crowley, La., 129-49 (.725) record in five seasons ... 1981 Louisiana Sports Writers Association Class AAA "Coach of the Year."

1982-90 – Assistant Coach, Mississippi State University. First four years under coach Bob Boyd ... Last four years as a chief recruiter for coach Richard Williams.

1991-97 – Head Coach, Samford University, 89-77 record in six years ... left Samford as winningest coach in Samford history ... Team won TAAC West Division in 1996 and 1997.

MARCH 25, 1997 – Named the 18th head basketball coach at LSU.

1999-2000 – LSU wins SEC West; SEC overall championship; NCAA Sweet 16; Consensus SEC Coach of the Year; LSWA Coach of the Year; NABC/USBWA District Coach of the Year; Runnerup, National Coach of the Year.

2001-02 – Team wins seven of the last 11 games, advances to the second round of the NIT.

2002-03 – LSU wins nine of the last 13, including seven straight to earn a second NCAA Tournament appearance under John Brady ... Named LSWA Coach of the Year; Louisiana Association of Basketball Coaches Coach of the Year.

2003-04 – LSU advances to the National Invitation Tournament, the third straight post-season berth and fourth in the last five years.

THE NUMBERS TELL A STORY OF SUCCESS FOR JOHN BRADY IN HIS FIRST SEVEN YEARS AT LSU:

- 120 - wins in seven seasons
- 100 - wins at LSU quicker than any Tiger coach.
- 99 - wins in the last five years
- 20 - Academic All-SEC honorees
- 11 - players who have graduated in his first seven years.
- 4 - post-season tournament appearances in the last five years
- 3 - consecutive winning seasons
- 3 - teams beaten in the same season (2003) that were No. 1 in the country at one time or another.
- 2 - SEC Freshman of the Year
- 1 - SEC Championship, 1 Western Division Championship, second in the West the last two seasons.
- 1 - SEC Player of the Year

Head Coach



BRADY'S HEAD COACHING RECORD

SAMFORD

Year	/----Overall-----/			/---Conference---/			Finish
	W	L	Pct.	W	L	Pct.	
1991-92	11	18	.379	7	7	.500	tie-3rd
1992-93	17	10	.630	7	5	.583	tie-2nd
1993-94	10	18	.357	4	12	.250	8th
1994-95	16	11	.592	11	5	.687	2nd
1995-96	16	11	.592	11	5	.687	1st-West
1996-97	19	9	.678	11	5	.687	1st-West

LSU

Year	/----Overall-----/			/---Conference---/			Finish
	W	L	Pct.	W	L	Pct.	
1997-98	9	18	.333	2	14	.125	6th-West
1998-99	12	15	.444	4	12	.250	6th-West
1999-00	28	6	.823	12	4	.750	1st-West; 1st-SEC; NCAA Sweet 16
2000-01	13	16	.448	2	14	.125	6th-West
2001-02	19	15	.559	6	10	.375	4th-West; 2nd round NIT
2002-03	21	11	.656	8	8	.500	2nd-West NCAA
2003-04	18	11	.621	8	8	.500	2nd-West NIT

TOTALS	209	169	.553	93	109	.460	
Samford	89	77	.536	51	39	.567	
LSU	120	92	.566	42	70	.375	

While some may think it is time to relax, that's just not the way John Brady operates. The 2004-05 season is just another challenge that Brady is ready to tackle and he eagerly looks forward to the new season.

It's all been part of Brady's plan of rebuilding the LSU program since he came to Baton Rouge. He didn't come here with a plan that just looked good on paper. It was a practical and sensible plan that gave the LSU program the direction to go and the chance to shine again.

When Brady arrived on campus in March 1997 and was given the job of rebuilding the program, make no mistake, he knew his program would be riddled with shortcomings because of NCAA-imposed sanctions. He knew he would have the chance to mold the program from the ground up and build a foundation based on responsibility and accountability.

There were dreams of building a program where the players would take responsibility for their actions and make people proud of what they were trying to accomplish, both on and off the floor. Some players have shown over the first seven years of Brady's tenure that taking that responsibility has been a difficult thing for them to accept, but Brady has in each case given the players enough latitude to make the choice, right or wrong, to fight through it or leave the program. Those that have stayed the course have shown what time in the Brady system is worth.

They have shown that in several ways including improved play on the floor from the time they arrived until their departure; and, academic improvement in hours completed and grade point average.

Brady may not have realized at the time that the journey to the top would stutter a couple of times while the right combination of ideas meshed together. He does know that after seven years that his knowledge of the game and his belief in discipline and responsibility for actions on and off the floor have made the LSU program strong again; one that LSU fans are proud of because they feel a part of the program.

Maybe LSU fans should have realized more about where the program was headed when Brady's first team took the floor for the 1997-98 season. They were always undermanned, but the team played hard and gave a strong effort almost every time, no matter how difficult the circumstances. That has continued to be the case through Brady's first seven years and why the overall results are positive.

But Brady's plan isn't just taking place on a hard wood floor in the Maravich Center. He has worked hard to show the public that the athletic and academic pursuits of the LSU players should be challenged to the fullest. All the while, he was also making sure the players understood that the methods and rules of the program would make them not only better athletes, but better students able to adapt to the outside world once school was completed.


That's part of the reason, that LSU basketball is not only a success on the court, but in the classroom as well. This past spring, every scholarship player passed every course hour taken and the team GPA was just over 3.0, the highest in years. Three student-athletes made the Dean's List in the spring, six had 3.0 averages or above and the five members of the freshman class averaged 35 hours and completed their first year with an average GPA of 2.87.

A total of 11 LSU players under John Brady have graduated from LSU and more are on pace to wear the cap and gown as well.

Brady has a passion for basketball, an interest in building a quality program and he is a man wanting to make LSU the best.

PRIOR TO LSU

Brady came to LSU after six highly successful seasons at Samford University in Birmingham, Ala., one of several programs he has helped build to new heights in his career. But his love of basketball and his success in the sport was molded from a journey that had roots in Mississippi.



Head Coach



The McComb, Miss., native played his college ball at Belhaven College in Jackson, Miss., from 1972-76, twice earning All-Southern States Conference honors as a guard. Brady was a three-year starter at Belhaven and scored over 1,000 points during his career. He would later be inducted into his alma mater's Hall of Fame.

He began his coaching career as a graduate assistant at Mississippi State while earning his Masters in Education. From there, Brady moved to the prep ranks, making the first stop of his career in Louisiana. This stop was as the head coach at Crowley High School from 1977-82.

There he compiled a record of 129-49 (.752). During the 1980-81 campaign, Brady made a visit to the Maravich Center as a head coach, as Crowley advanced all the way to the Class AAA finals in the Top 28 Tournament. Brady was named the Louisiana Sports Writers Association Coach of the Year for the classification that season. In all, three of his Crowley teams advanced at least to the quarterfinals in the playoffs.

He returned to college coaching at Mississippi State for the 1982-83 season, serving four years under Bob Boyd and four years under Richard Williams. Under Williams, he served as chief recruiter and certainly honed his ability to find top-notch talent bringing in such stars as Cameron Burns, Greg Carter and Tony Watts. Those and others led the Bulldogs from last place in the SEC to the co-championship with LSU in 1991, one year after Brady's departure.

Following his tenure in Starkville, Brady returned to Louisiana for the second time, this time to serve on the staff of Tim Floyd at the University of New Orleans. Again, Brady was part of an NCAA Tournament team with the Privateers.

HEAD COACH

It came time for John Brady to take the next big step to a Division I college head coaching position. What he did at Samford was bring a new level of excitement to the fans and to the team that will be talked about for years.

In his six-year tenure (1992-97), he turned the Trans-American Athletic Conference team into a consistent winner, posting a record of 89-77. He posted double figure victory totals each of his six seasons, something the school did not enjoy in any of the five years prior to Brady's arrival.



In his final three seasons at Samford, he was 16-11 (1995, 1996) and 19-9 (1997) giving the school three-straight winning seasons for the first time since 1982-84. He was the first Samford coach to have four winning seasons in his career and he left as the school's winningest coach.

The Bulldogs won two TAAC Western Division Championships, sharing the crown in 1996 and winning it outright in 1997, the first TAAC basketball championship of any kind at that time, for Samford. The team was 11-5 in each of his last three seasons in the conference.

INSIDE THE NUMBERS

- The 99 wins the last five years, one short of averaging 20 wins a season, includes a 13-win season in 2001 when John Brady's team played with just five scholarship players in the SEC.
- The Tigers have been to two NCAA Tournaments and two NITs, including an NCAA Sweet 16 appearance in 2000.
- 120 wins - only two coaches, Harry Rabenhorst and Dale Brown, have won more games at LSU.
- Those players earning degrees during the Brady era are: Reggie Tucker, Willie Anderson, Jack Warner, Brian Beshara, Collis Temple III, Brad Bridgewater, Jermaine Williams, Pete Bozek, Jason Wilson, Brian Greene, Charlie Thompson.
- LSU beat Arizona, Alabama and Florida in 2003, three teams ranked No. 1 during the year. The Arizona win in December 2002, marked the second time in school history that LSU defeated a sitting No. 1 team in the AP poll.
- Torris Bright in 2000 and Brandon Bass in 2003 were both honored as SEC Freshman of the Year.
- Stromile Swift was the SEC Player of the Year

Head Coach

**MORE GOOD NUMBERS**

In Brady's six years at Samford, the team had three first-team and five second-team All-TAAC selections. In his time at the Birmingham school, he had 14 members named to the All-TAAC Academic team.

Now through his seven years at LSU, the numbers are beginning to work for Brady both on and off the floor. He has 20 players earn Academic Honor Roll status at LSU, plus he has had the SEC Player of the Year (Stromile Swift -- 2000), two SEC Freshman of the Year (Torriss Bright-2000; Brandon Bass-2003); plus 10 selections on the All-SEC teams.

All that has been a part of the foundation of LSU basketball under John Brady.

The 50-year-old Brady is the father of two daughters, Brittany, 14, and Brooke, 10.

In seven seasons, John Brady has taken the LSU Tigers a long way both on and off the court.

What has been the result? The Tiger program is solid both athletically and academically. The top athletes in the country are seriously putting LSU at the top of their lists and Brady is earning the respect of his peers in the league. The plan to bring back the success of the LSU program has now shifted to the future of keeping the program at the top of the Southeastern Conference for years to come.

Brady



BRADY VS. ALL OPPONENTS

Air Force	1-0	Georgia Southern	0-2	Purdue	0-1
Alabama	6-8	Georgia State	8-7	Robert Morris	1-0
Alabama Birmingham	1-0	Gonzaga	0-1	Rice	0-1
Alabama State	1-1	Grambling State	1-0	Saint Louis	0-1
Alcorn State	1-0	Hawaii-Hilo	1-0	Sam Houston State	1-0
Arizona	2-2	Houston	4-2	Shorter	1-0
Arkansas	8-9	Howard	2-0	South Alabama	1-0
Arkansas State	0-1	Iowa	1-0	South Carolina	3-5
Auburn	6-8	Iowa State	0-1	Southeastern Louisiana	8-5
Austin Peay	2-2	Jacksonville State	2-0	Southeast Missouri State	3-0
Ball State	0-1	Kentucky	1-6	Southern-Baton Rouge	3-0
Baptist Christian	1-0	Lamar	0-1	Southern Miss	1-0
Baylor	0-1	Louisiana Lafayette	1-1	Southern-New Orleans	1-0
Belhaven	3-0	Louisiana Monroe	2-0	Southwest Texas State	0-1
Belmont	1-0	LSU	1-0	Stetson	6-7
Berry College	1-0	Loyola-NO	1-0	Tennessee	2-6
Bethel	1-0	Mercer	9-4	Tennessee-Chattanooga	0-1
Brewton-Parker	1-0	McNeese State	5-0	Tennessee-Martin	2-1
Cal State-Northridge	1-0	Miami (Fla.)	0-1	Tennessee-Temple	1-0
Campbell	4-1	Mississippi	6-8	Texas	2-1
Centenary	14-3	Mississippi State	5-12	Texas A&M	0-1
Central Florida	6-1	New Orleans	3-1	Texas A&M Corpus Christi	1-0
The Citadel	1-1	Nicholls State	6-0	Texas-Pan American	1-2
College of Charleston	0-6	North Carolina A&T	1-0	Texas Southern	1-1
Dartmouth	0-1	North Carolina Asheville	1-1	Towson	1-0
Davidson	0-2	North Carolina Greensboro	2-0	Troy	2-0
Delaware State	1-0	Northeastern Illinois	2-0	Tulane	2-0
Drake	1-1	North Georgia	1-0	Utah	1-0
Eastern Kentucky	1-0	North Texas	1-0	Vanderbilt	3-6
Evansville	0-1	Northwestern State	1-1	Wake Forest	0-1
Florida	3-6	Oakland	1-0	Weber State	0-1
Florida Atlantic	2-0	Oklahoma	0-1	William & Mary	1-0
Florida International	4-7	Oklahoma State	1-0	Winthrop	1-1
Fresno State	1-1	Oregon State	1-0	Wisconsin	0-1
Furman	0-2	Portland	0-1	Wyoming	2-0
Georgia	5-4	Prairie View A&M	2-0	Xavier (Ohio)	0-1

Associate Head Coach Butch Pierre


BUTCH
Pierre

Associate Head Coach

College Coaching Experience

1984-86 – Graduate Assistant, Mississippi State

1986-88 – Assistant Coach, Kentucky State

1988-89 – Assistant Coach, UL-Lafayette

1989-96 – Assistant Head Coach, UL-Lafayette

1996-97 – Assistant Coach, North Carolina-Charlotte

1997-02 – Assistant Coach, LSU

2002 - Associate Head Coach, LSU

When John Brady was hired as LSU's men's basketball coach, Butch Pierre was the man Brady wanted on his staff to help build a program at LSU.

Pierre has played a key and integral role in rebuilding the men's basketball program through his intense work on the practice court and countless hours of planning and preparation in his office. Pierre is highly involved in the total basketball program at LSU, providing the superior technical basketball knowledge to practice preparation, on the floor coaching and he plays an important role in the development of the total basketball program through his work with each student-athlete. The student-athletes recruited by Coach Pierre have been very successful in the classroom, as 11 of the student-athletes during Coach Brady's tenure at LSU have graduated.

Pierre has made a mark in coaching wherever he has set up shop. He also has built and established a reputation throughout the country of turning losing into winning at each institution he has worked at throughout his career. At each stop, the head coach, in an average of three seasons, has won a league title and was named conference coach of the year.

In the past 16 seasons at LSU, North Carolina Charlotte and Louisiana-Lafayette, the teams on which Coach Pierre has been on the coaching staff have won 283 games and in the last six seasons, the Tigers have averaged 21.2 wins a year.

In his first full-time collegiate job, Pierre spent two years as an assistant at Kentucky State (1986-88), where the program made a 12-game turnaround in his first year there from 5-23 to 17-12, the school's first winning season in seven years.

Following Kentucky State, Pierre came back to Louisiana at Louisiana-Lafayette, joining the Cajuns prior to the 1988-89 season. Pierre had a spectacular eight-year career as an assistant with his teams winning an average of 18 games a year games as Louisiana-Lafayette won two Sun Belt championships and played in two NCAA Tournaments, winning fewer than 16 games only once in eight years.

More than a dozen of his La.-Lafayette players went on to play professionally after their college days. He was elevated to the top assistants'

position in his second season on the Cajun staff.

Pierre left La.-Lafayette for NC-Charlotte prior to the 1996-97 season. He put together a Top 10 recruiting class at UNCC, which went 22-9, and won a first round game over Georgetown in the NCAA Tournament.

Pierre, who enjoys speaking to various community groups around the state, has taken tremendous pride throughout his coaching career in the development of players as student-athletes both on and off the court.

Pierre completed his undergraduate studies in four years receiving his degree in 1984 and completing graduate studies in 1986 at Mississippi State University. It has been Coach Pierre's passion and mission to insure that every student-athlete he has recruited works diligently to complete his degree prior to his depart from the University. Coach Pierre does not ascribe to the theory that athletic and academic successes are mutually exclusive. During his tenure at LSU, he has successfully recruited Parade and McDonald's All-Americans, and Mr. Basketballs to LSU and other schools where he has coach. While many of these athletes have enjoyed extraordinary athletic success, most of the student-athletes who have matriculated to these various institutions, under his tutelage, have graduated.

In addition to his prowess as an accomplished strategist, tactician and teacher of the game of basketball, Coach Pierre is recognized by his peers in the industry as a relentless, innovative and extremely successful recruiter. His work ethic and attention to detail is nothing new as he has also had noteworthy recruiting and coaching success at all his stops. At LSU, Pierre has been able to bring in the key players (Stromile Swift/Memphis Grizzlies, Jabari Smith/Sacramento Kings, Ronald Dupree/Detroit Pistons and others) who have been instrumental in leading the Tigers to four post-season appearances in the last five years, including the 2000 SEC Championship team that reached the Sweet 16.

"Hoopscoop" has called Pierre, "one of the best recruiters in the nation, one of the hottest guys in the business."

Coach Brady says of Pierre, "My association with Butch Pierre goes back to his playing days at St. Amant High when I was the basketball coach at Crowley. We then continued the relationship at Mississippi State where he played while I was an assistant. He has experienced outstanding success with each stop as an assistant. He is an excellent coach, a proven recruiter and most importantly, a loyal friend."

The native of Darrow, La., was a prep and Southeastern Conference standout in his playing days. At St. Amant High School, he was a prep All-American and the school retired his jersey in 1980. Pierre started four seasons as a point guard at Mississippi State and graduated as the Bulldogs leader in assists (342).

Butch and his wife, Clemmie, are parents of a daughter Langley (13) and 11-year-old twin sons, Joseph III and Josh.

**THE PIERRE FILE**

YEAR AT LSU:	Eighth
BIRTH DATE:	October 4, 1962
AGE:	42
HOMETOWN:	Darrow, La.
WIFE:	Clemmie
CHILDREN:	Langley (13), Joseph III (11), Josh (11)
COLLEGE:	BS, Education, Miss. State, 1984 M. Ed., Miss. State, 1986

NIKITA Johnson

Assistant Coach

**College Coaching Experience**

1981-87 - Assistant Coach, Chipola Junior College
 1987-89 - Student Assistant, University of West Georgia
 1989-91 - Assistant Coach, Chipola Junior College
 1991-93 - Assistant Coach, Odessa College
 1993-95 - Assistant Coach, Murray State
 1995-98 - Assistant Coach, Duquesne University
 1998 - Assistant Coach, Tennessee State
 1998-04 - Assistant Coach, University of New Orleans
 2004 - Assistant Coach, LSU

Nikita Johnson comes to LSU after six years with the University of New Orleans and experience on the Division I level as an assistant coach since 1993. His abilities both on the floor and in recruiting at his previous stops make him a strong addition to the LSU basketball family.

At UNO, working under Joey Stiebing and later, Monty Towe, Johnson helped the Privateers produce a top 40 recruiting class his first year and his recruiting classes have been in the national rankings the past three year. Already at LSU, his recruiting abilities are helping the Tigers land prospects for the 2005-06 campaign.

A graduate of the University of West Georgia and Chipola Junior College, the 43-year-old Johnson also served as an assistant coach at each of those schools, as well as Odessa (Texas) College before moving to the Division I level where he served as assistant coach at Murray State from 1993-95, Duquesne from 1995-98, Tennessee State in 1998 and the last six years at UNO.

Four of the six coaches he has worked for in Division I have been named Coach of the Year during his tenure at their respective schools.

That included Stiebing as recently as 2001 when the UNO coach was named the Sun Belt Conference Coach of the Year. Last year, as part of Towe's staff, he helped lead the Privateers to the championship game of the Sun Belt Tournament.

At Murray State, he was part of a staff that won two Ohio Valley Conference regular season championships and advanced to the NIT and NCAA Tournament. The 1993-94 team posted a 23-6 record and was ranked fifth in Division I in scoring.

Johnson coached NBA players Mookie Norris (Odessa) and Mike James (Duquesne), both presently in the league and also coached Marcus Brown at Murray State who played for several years in the NBA.

As a junior college coach, Johnson helped Chipola win six conference titles for Coach Milton Johnson, the winningest coach in Florida junior college history. Johnson was on the staff of the 1993 Odessa staff when the team finished eighth in the National Junior College Athletic Association Tournament. This came several years after Johnson as a player helped lead Chipola to a fifth place finish in the same event.

"We're excited about having Nikita Johnson join our men's basketball staff," said LSU head basketball coach John Brady. "His talents are numerous and he will help us in every aspect of our program. Nikita's experience as a coach will be a great asset, plus he's an outstanding recruiter and he communicates well with his players."

Johnson was born in Donaldsonville, Ga., and grew up in nearby Greenwood, Fla. He earned regional, all-county and all-district honors for Marianna (Fla.) High. He helped his team go 76-10 in three seasons, including a pair of runner-up finishes in the Class AAA state playoffs in 1977 and 1978.

Johnson is married to Tonya Ramey of Pittsburgh, Pa.

**THE JOHNSON FILE**

YEAR AT LSU: First
BIRTH DATE: August 13, 1960
AGE: 44
HOMETOWN: Greenwood, Fla.
WIFE: Tonya
COLLEGE: AA, Business Administration,
 Chipola Junior College, '81
 BS, Municipal Recreation,
 West Georgia, '89

Assistant Coach



JOHN

Treloar

Assistant Coach

College Coaching Experience

1980-82 - Graduate Assistant, University of Alabama
 1982-86 - Head Coach, Olympic Sports Club, Bremerhaven, Germany
 1987 - Head Coach, Steiner Optik Club, Bayreuth, Germany
 1987-88 - General Manager, Mississippi Jets, CBA
 1988-89 - General Manager, Wichita Falls Texans, CBA
 1990-94 - Head Coach, Wichita Falls Texans, CBA
 1994-95 - Head Coach, Chicago Rockers, CBA
 1996-97 - Head Coach, Connecticut Pride, CBA
 1997-00 - Assistant Coach, Indiana University
 2000-04 - Associate Head Coach, Indiana University
 2004 - Assistant Coach, LSU

John Treloar, who brings to the program a wealth of basketball knowledge on the college and professional levels, joined the LSU basketball program as an assistant coach for John Brady in June, 2004.

Treloar comes to LSU from Indiana University, where he has served on the staff for the past seven years. While at Indiana, he has been on teams that have been to six NCAA Tournaments working under coaches Bob Knight and Mike Davis, including the 2002 Hoosier team, which advanced to the NCAA Final Four and finished as national runner-up.

During his Indiana years, Treloar was part of six straight 20-win seasons, six straight NCAA Tournament appearances and during that time, Treloar was part of teams that defeated 28 ranked opponents, including 12 teams among the nation's top 10 at the time of the game.

Indiana posted the Big Ten's best three-point field goal defense in 2002-03 (29.4 percent), a school record. The Hoosier also set a Big Ten record for field goal percentage defense in 2000-01 (38.2 percent).

A veteran head coach and general manager in the CBA, where his teams advanced to the playoffs seven out of eight years. In the CBA, Treloar competed against such recent NBA head coaches as George Karl, Terry Stotts, Eric Musselman and Flip Saunders.

While in the CBA, Treloar earned a reputation for making championship runs late in the season, as evidenced by his playoff winning percentage of over 50 percent. His 22 playoff wins rank among the top 10 in CBA history.

Treloar was just the second coach in league history to win a CBA Championships in his first season as head coach (1991-Wichita Falls Texans).

Prior to his successful career in the Continental Basketball Association, Treloar was the head coach of the Olympic Sports Club in Bremerhaven, Germany, from 1982-86. The following year, he served as the head coach of the Steiner Optik Club in Bayreuth, Germany.

Treloar's international experience also includes a stint with a professional team in Venezuela in 1997. He joined the team at midseason and went on to guide the club to the league championship finals.

Treloar's coaching career began at the University of Alabama where he served as academic counselor and graduate assistant for two seasons (1980-82).

Ironically, Treloar and LSU head coach John Brady were teammates at Belhaven College in Mississippi.

"John was a walk-on basketball player and baseball player there," said Brady. "(Treloar) was a couple of years behind me in school. I remember when he used to guard me in practice, being a walk-on, which was his game. He used to bother me all the time and he would just wear me out. He is extremely competitive. After he left Belhaven, we kind of went ... We were good friends who respected each other on a competitive level. I followed his career. He brings now to LSU a wealth of background to our program in terms of being a basketball coach.

A native of Clinton, Miss., Treloar earned a bachelor's degree in business administration from Belhaven College in 1978 and a master's degree in the area of behavioral studies from the University of Alabama. John and wife Debra have two children, Taylor and Trey.

THE TRELOAR FILE

YEAR AT LSU: First
BIRTH DATE: October 25, 1956
AGE: 47
HOMETOWN: Clinton, Miss.
WIFE: Debra
CHILDREN: Taylor (6), Trey (2)
COLLEGE: BA, Business Administration, Belhaven College, '78
 MA, Area of Behavioral Studies, University of Alabama, '82



SCOTT
Soprych

Administrative Assistant



Scott Soprych joins the LSU basketball staff in the Administrative Assistant position for the 2004-05 season. Coach John Brady has certainly found someone who is an energetic basketball enthusiast and well he should be, having spent most of his life in the state of Indiana.

Soprych will take charge and lessen the administrative load for the Tiger program in regard to managers, equipment, video exchange, the Tiger basketball camps and the Sixth Man Club. His experience during his years before and after receiving his degree from Indiana University makes him a very valuable asset.

Soprych, a native of Lemont, Ill, served as a manager on the men's basketball team from 2000-03 handling video breakdown, video exchange, game day operations and camp and team management. In 2003-04, Soprych was the men's basketball head manager, supervising and selecting a managerial staff that worked under him for Coach Mike Davis and his team.

A 2004 graduate of Indiana, Soprych has worked the last several years on various basketball projects, including the Adidas Indiana Elite AAU team where he served as an assistant coach.

That team had a great 2004 summer season finishing runner-up in the national AAU Shootout and made the elite eight in tournaments in Las Vegas and Los Angeles. The team had a record of 35-11 during Soprych's time as assistant coach and the team currently has six players on or signed to play for Division I teams.

Soprych also was an assistant coach for the Nike Bloomington White AAU program. He also had a turn in 2001 as the head coach of the AAU Brownstown basketball team.

He also was involved in the Indiana University Summer Camp and trained and motivated individual basketball players on fundamental and skill development. In 2002 and 2003, he organized and ran the Assembly Hall site for the Nike Memorial Day Classic.

Soprych, 24, in his days as Indiana manager was part of a team that won the Big 10 in 2002 and finished as the national runner-up in the NCAA Championship.

THE SOPRYCH FILE

YEAR AT LSU: First
BIRTH DATE: August 3, 1980
AGE: 24
HOMETOWN: Lemont, Ill.
COLLEGE: BA, General Studies, Indiana University, '04

SUPPORT STAFF



Pam LeBlanc
Secretary



Hunter Yentzen
Student Trainer



Lindsay Brasher
Student Secretary



Lauren Roth
Student Secretary



Men's Basketball Managers
 Left to Right: Brad Barrois, Jason Reed,
 Nathan Butler, Blane Jordan
 Not Pictured: Raymond Griffin, Kyle St. Germain

Strength and Conditioning

INTRO

THIS IS LSU

PLAYERS

COACHES

REVIEW

PREVIEW

RECORDS

HISTORY

LSU

MEDIA



TOMMY

Moffitt

Strength & Conditioning
Coordinator

Tom Moffitt is in his fifth season as the coordinator of LSU's strength and conditioning program, after coming to the Tiger athletic staff from the University of Miami.

In February of 2000, shortly after he was appointed LSU's strength coach, Moffitt was named the 1999 Collegiate Football Strength and Conditioning Coach of the Year by the Professional Football Strength and Conditioning Coaches Society.

Moffitt served as the head strength and conditioning coach at Miami for two years, helping head coach Butch Davis rebuild the Hurricane program. While at Miami, Moffitt was named the 1998 Big East Strength Coach of the Year.

Moffitt went to Miami after four seasons, 1994-97, as associate head strength and conditioning coach at Tennessee.

A 1986 graduate of Tennessee Tech, Moffitt started his career as an assistant football coach at John Curtis High School in River Ridge from 1987-94, earning the 1992 award as the National High School Strength Coach of the Year, given by the Professional Football Strength and Conditioning Coaches Society.

Born in Summerville, Tenn., Moffitt is married to the former Jill Beron and they have two children, Clay and Aaron.

THE MOFFITT FILE

YEAR AT LSU: Fifth (appointed Jan. 10, 2000)
BIRTHDATE: Jan. 10, 1963 at Summerville, Tenn.
WIFE: Jill
CHILDREN: Clay, Aaron
HIGH SCHOOL: Springfield High
COLLEGE: Tennessee Tech '86

1987-94 John Curtis High School (assistant coach)
1994-97 Tennessee (assoc. head strength & conditioning coach)
1998-99 Miami (strength & conditioning coordinator)
2000- LSU (strength & conditioning coordinator)



SCOTT

Gadeken

Assistant Strength &
Conditioning Coordinator

Scott Gadeken is in his fifth year as an assistant strength coach at LSU, coming to Baton Rouge from Kansas State where he was an assistant strength coach for three seasons.

Gadeken earned his bachelor's degree in psychology from Midland College (Neb.) in 1995 and his master's of science degree in kinesiology from Kansas State in 1997. A four-year letterwinner at Midland, Gadeken earned Academic All-America, honorable mention All-America, first team All-Conference and NAIA All-Nebraska accolades as an offensive lineman.

Gadeken, 31, holds certifications as a Certified Strength and Conditioning Specialist (CSCS) with the National Strength and Conditioning Association, a certified Olympic lifts coach with the USA Weightlifting and a Specialist in Sports Conditioning (SSC) through the International Sports Sciences Association.

A native of Julian, Neb., Gadeken is married to the former Stacey Weir, and they have one child, Brandon.



THE GADEKEN FILE

YEAR AT LSU: Fifth
WIFE: Stacey
CHILDREN: Brandon (3)
COLLEGE: Midland College '95
POSTGRADUATE: Kansas State '97



**ANDREW
Shea**

Head Basketball Trainer

Andrew Shea begins his seventh season on the LSU campus as part of the athletic training staff in charge of John Brady's men's basketball program.

Shea served as student athletic trainer during his undergraduate days at West Virginia University in Morgantown. His primary responsibilities were with the soccer and football squad, while serving in 1987 as head student athletic trainer for baseball.

Following his graduation in July 1987, Shea began a nine-year association with the Morgantown Physical Therapy Associates. There he served as Clinical Athletic Trainer where he was responsible for providing daily patient care in a sports medicine/general orthopedic physical therapy clinic. He also aided in rehabilitation of Division I intercollegiate athletes associated with West Virginia University.

On the professional level, he served in the spring of 1992 as the Co-Head Athletic Trainer for the Frankfurt Galaxy Football Club of the World League of American Football in Germany.

Shea returned to his alma mater in 1996 to work on his master's degree at West Virginia. During that time he served as Head Athletic Trainer for the 1996-97 women's gymnastics team and the 1997-98 women's basketball team in addition to other athletic related duties.

He has authored many professional presentations at various conferences and has served as a Special Olympics volunteer. He is a certified member of the National Athletic Trainers Association.

Drew and wife Lori are the parents of three children: Alexandra (6), Madison (5) and MacKenzie (3).



THE SHEA FILE

- YEAR AT LSU:** Seventh
- BIRTHDATE:** May 16, 1964
- WIFE:** Lori
- CHILDREN:** Alexandra (6), Madison (5), MacKenzie (3)
- HIGH SCHOOL:** Lewis County High School
- HOMETOWN:** Weston, W. Va.
- COLLEGE:** West Virginia University, '87
- POSTGRADUATE:** West Virginia University (Masters), '98

Sixth Man Club

INTRO

THIS IS LSU

PLAYERS

COACHES

REVIEW

PREVIEW

RECORDS

HISTORY

LSU

MEDIA



6th Sixth

MAN CLUB

SEVEN YEARS AGO, COACH JOHN BRADY instituted his LSU Tiger Basketball 6th Man Club to allow the dedicated fans of LSU basketball a chance to be a closer part of the program. LSU basketball fans responded positively to the chance to be in on the ground floor of the LSU building project.

The LSU Tiger Basketball "6th Man Club" is the chance for every Tiger fan to become a closer part of the program and the support of the fans makes it possible for the men's basketball program to continue doing the right things for the program's success in the future.

Monies derived from the club go directly to the Tiger Athletic Foundation's basketball account.



MEMBER BENIFITS

For \$275 in yearly dues fee, members of the "6th Man Club" will receive the following benefits:

- 1) Pre-Game Buffet in the L-Club Room of the Maravich Assembly Center located adjacent to the LSU Basketball Locker Room.
- 2) An autographed poster complete with the signatures of the LSU coaching staff and entire basketball team.
- 3) Each month, all club members will receive a copy of "The Tiger Tribune," the official 6th Man Club Newsletter with player profiles, and other inside information on LSU basketball.
- 4) Each member will be given an official club membership card that will get a member admitted to LSU basketball practice.
- 5) Club members will also receive a copy of the official LSU Tiger Media Guide.

6) Each member of the 6th Man Club will receive a ticket for two to the LSU Basketball Pre-Season Tip-Off Party attended by club members, coaching staff, their wives and the LSU players.

7) Your membership card allows you and a guest to the buffet. You can bring an additional guest for only \$5.

Applications and other information are available at the:

LSU Men's Basketball Office
225-578-8217

Please make checks payable to "TAF-Basketball 6th Man Club" and mail to:

LSU Men's Basketball Office
P. O. Box 25095
Baton Rouge, La. 70894-5095



REVIEW

REVIEW

2004-2005 LSU MEN'S BASKETBALL MEDIA GUIDE

Season Review



A LEARNING **Puzzle**

Trying to relate the story of the 2003-04 basketball season is like trying to connect the parts of a jigsaw puzzle. There are so many pieces of the story that come together very easily, but then again there are a few pieces that no one can quite figure out where they fit. And so it went, with the LSU Tigers and their 18-11 season. It was better than it looked in the final analysis and in the end, the returning players learned a lot about what was needed to be a success.

The Tigers strong start and ability to score three important road wins in the mid-portion of the SEC schedule, allowed LSU to be a player in the race for the SEC championship into mid-February. But a key injury would prove to be devastating to the team's chances to finish the job and LSU finished the season in the National Invitation Tournament.

However, through it all, there was a silver lining. Over the course of the final eight games, freshman Tigers got more minutes

than they would have earned in a normal situation setting them up for a stronger showing this season. They were battled tested in the conference, nearly upsetting nationally-ranked Kentucky and then rallying strongly in the second half to beat Ole Miss on senior night. In the end, LSU did go to its fourth post-season tournament in Coach John Brady's seven years at LSU and continued a trend that saw the Tigers average just shy of 20 wins over the last five years.

BRANDON BASS

The Baton Rouge freshman had a strong opening season in the league and was named the league's freshman of the year for his performance. Bass averaged 12.8 points per game and 7.4 rebounds per contest, while making 50.4 percent of his field goal attempts and an impressive 78.3 percent of his free-throw attempts (123-of-157).

Bass had seven double-doubles and failed to score in double figures in just seven games. He scored 22 points in the Nokia Sugar Bowl against Alabama-Birmingham, 20 in a win at Arkansas and 15 in another SEC road win at Alabama. In the last five games of the season, Bass was 22-of-37 from the field (59.4 percent).

Bass was honored as the Dick Vitale SEC Diaper Dandy of the year and was chosen to the national All-Freshman team by Collegeinsider.com, Foxsports.com. and Rivals.com.

Bass finished 20th in the league in scoring, seventh in rebounding, eighth in free throw percentage and second in the league in blocked shot average (1.93 bpg). Bass' 56 blocks ranks eighth all-time for a single season at LSU.

DARREL MITCHELL

In two seasons, Mitchell has become one of the top percentage shooters in the Southeastern Conference. In 2003, Mitchell made 42-of-99 attempts from the arc (42.4 percent) and then followed it up in 2004 by making 67-of-160 (41.9 percent). His two-year percentage of 42.1 percent is tied for the third best in LSU history. Better than those numbers were that he hit 47.9 percent from outside the stripe in league games.

Mitchell had 20 double figure games, 13 in SEC play. He was second in the league overall in three-point percentage and eighth in steals (1.72 spg) while leading the league by a wide margin in percentage in the 16-league contests.

Starting the year as LSU's sixth man, probably one of the most consistent since Willie Sims on the 1981 NCAA Final Four team, Mitchell moved into the starting lineup for good on Jan. 31 in the win at Alabama and started the last 12 games, 17 overall for the season.

JAIME LLOREDA

The story of the 2003-04 season has to include the senior who helped with LSU's success early in the conference season. After missing the season opener as part of a discipline package instituted by Coach John Brady for a rules violation, Lloreda scored 30 points and grabbed 21 points against McNeese State (Nov. 24), becoming the first LSU player to get 30-20 since Shaquille O'Neal pulled those exact numbers in a Feb. 22, 1992 game against Auburn.

Lloreda for his 21 games averaged 16.9 points (6th in the SEC), 11.6 rebounds (1st in SEC, 2nd in NCAA) and 58.1 percent from the field (3rd).

Lloreda's toughness was of no question in a Feb. 14 win at Florida, when he continued to return to the game after rolling his right ankle twice to go with bursitis problems in his left Achilles as he scored 19 points in an important LSU road win. But that toughness left him as he struggled in succeeding games for the Tigers and eventually decided not to play anymore, leaving the team for Miami late in the month.

EXTENDING STREAKS

The Tigers continued the streak of winning for Coach John Brady when the Tigers score at least 80 points - 3-0 last season, running the streak to 42-0 in the Brady era.

LSU again remained undefeated at home in non-conference games, now extending to 53 games. The Tigers are 55-3 in non-conference play at home in the

John Brady era. The last non-conference regular season loss was to Lamar, 70-64, on Dec. 1, 1997.

LSU won four games at home last season against Louisiana competition, extending a winning streak that is now over 15 years old dating back to Dec. 6, 1988 when Louisiana Tech beat LSU, 111-109, in overtime. Two nights later, LSU narrowly defeated McNeese State, 91-89, to start the present streak which has now reached 47 home games.

The Tigers also put together a strong streak at the Maravich Assembly Center during the 2003-04 season, after finishing the 2002-03 season with five wins. LSU won the first eight games of the 2003-04 season, to give the school 13 straight wins at the Maravich Center, tying for the 7th longest winning streak in the building's 30-plus years.

HOME AND AWAY

The Tigers were 12-3 at home at the Maravich Center overall, 5-3 in the SEC, marking the third straight year that LSU has won at least 12 games at home. It also is the third straight year that the Tigers were break even or better in the league.

The Tigers also played its 500th game in the Maravich Center last season and now has a record of 372-132 (73.8 percent). LSU has won 40-of-the-last-50 games since the 2001-02 season.

LSU won three road games on the road in the league this past year, at Arkansas, Alabama and Florida. The Tigers were one of six teams to win at least three road league games. LSU's three league road wins was the most for the Tigers since they won five in 2000.

PAID ATTENDANCE

The Tigers paid attendance last season was 9,355, giving LSU its third consecutive year with an increase in paid attendance average at the Maravich Center. The Tigers drew a paid average of 8,106 in 2001, 8,534 in 2002 and 8,687 in 2003. The Tigers had three paid crowds of over 12,000 in SEC play against Mississippi State, Auburn and Kentucky.

GRADUATION

Tiger players continue to make strong progress off the floor as student-athletes as two more former Tigers - Brian Green and Charlie Thompson - received their diplomas. That makes 11 players who played for Coach Brady to receive their diploma from LSU. Also, since 1997, the Tigers have had 20 members on the Southeastern Conference Academic Honor Roll.

LSU'S 2003-04 SEASON HONORS

Brandon Bass

- SEC Freshman of the Year
- Collegeinside.com All-Freshman Team
- Foxsports.com Freshman All-America
- Dick Vitale SEC Diaper Dandy of the Year
- NABC District 8 Second Team
- SEC Academic Freshman Honor Roll
- First Team All-Louisiana

Antonio Hudson

- Honorable Mention All-Louisiana

Jaime Lloreda

- First Team All-SEC-AP
- Second Team All-SEC-Coaches
- NABC All-District 8 First Team
- USBWA All-District 7 First Team
- SEC Player of the Week -- 12/29/03

Darrel Mitchell

- Third team All-Louisiana

Ross Neltner

- SEC Academic Freshman Honor Roll

Charlie Thompson

- SEC Academic Honor Roll

Paul Wolfert

- SEC Academic Honor Roll

2003-04 LSU LEADERS

Scoring Average

Jaime Lloreda	16.9
Brandon Bass	12.8
Darrel Mitchell	11.9
Antonio Hudson	10.2
Tack Minor	7.2

Rebounding Average

Jaime Lloreda	11.6
Brandon Bass	7.4
Antonio Hudson	3.9
Regis Koundjia	3.6
Darrel Mitchell	2.8

Field Goal Percentage

Jaime Lloreda	58.1
Darnell Lazare	56.3
Brandon Bass	50.4
Darrel Mitchell	41.2
Ross Neltner	40.0

3-Point Field Goals Made

Darrel Mitchell	67
Antonio Hudson	40
Tack Minor	32
Xavier Whipple	12
Regis Koundjia	9

3-Point FG Percentage

Darrel Mitchell	41.9
Antonio Hudson	34.8
Tack Minor	33.7
Brandon Bass	26.3
Xavier Whipple	24.0

Free Throw Percentage

Brandon Bass	78.3
Xavier Whipple	76.6
Darrel Mitchell	71.0
Tack Minor	68.0
Antonio Hudson	62.2

Assists

Xavier Whipple	88
Darrel Mitchell	63
Antonio Hudson	53
Tack Minor	49
Jaime Lloreda	31

Steals

Darrel Mitchell	50
Antonio Hudson	25
Tack Minor	21
Brandon Bass	21
Xavier Whipple	17

Blocks

Brandon Bass	56
Jaime Lloreda	28
Regis Koundjia	12
Darnell Lazare	9
Antonio Hudson	6
Xavier Whipple	6

Minutes Played

Brandon Bass	1013
Antonio Hudson	885
Darrel Mitchell	884
Jaime Lloreda	759
Xavier Whipple	718



Brandon Bass



Darrel Mitchell

Box Scores

Exhibition Game, Global Sports 68, LSU 64

November 7, at Baton Rouge, La.

Global Sports	FG		3Pt		FT	REB	PTS.
	FG	FG	FG	FG			
Sanders *	0-2	0-2	0-0	0-0	3	0	0
Blair *	6-10	0-1	5-5	5	5	17	
Coleman *	2-4	0-0	1-2	6	5	5	
Garner *	4-11	2-7	0-0	7	10		
Davis *	4-11	0-4	0-0	2	8		
Bush	3-6	1-1	0-0	0	7		
Green	5-7	2-2	2-3	2	14		
Bennett	1-1	1-1	0-0	1	3		
Warner	0-5	0-0	2-4	4	2		
Ross	1-2	0-0	0-0	3	2		
Team				3			
TOTALS	26-59	6-18	10-14	36	68		

LSU	FG		3Pt		FT	REB	PTS.
	FG	FG	FG	FG			
Ambres *	2-3	0-1	1-1	1	5		
Bass *	5-8	0-0	1-3	8	11		
Mitchell *	2-12	0-3	0-0	5	4		
Whipple *	0-3	0-0	0-0	2	0		
Hudson *	5-9	1-3	4-5	6	15		
Gipson	2-5	0-1	0-0	2	4		
Minor	3-6	1-2	1-1	1	8		
Koundjia	2-3	0-1	0-0	2	4		
Lazare	2-3	0-0	2-4	3	6		
Neltner	3-3	1-1	0-0	0	7		
Team				1			
TOTALS	26-55	3-12	9-14	29	64		

Halftime: GS 40, LSU 24. Total FG Pct: GS 44.1; LSU 47.3. 3Pt FG Pct: GS 33.3; LSU 25.0. FT Pct: GS 71.4; LSU 64.3. Assists: GS 9 (Davis 3); LSU 15 (Gipson, Whipple 4). Turnovers: GS 16 (Coleman 4); LSU 14 (Koundjia, Minor 3). Blocks: GS 2 (Bennett, Warner); LSU 7 (Bass 3). Steals: GS 8 (Bennett, Green 2); LSU 11 (Bass, Hudson, Minor 2). Attendance: 2,769.

Exhibition Game, LSU 77, Southeastern All Stars 64

November 17, at Baton Rouge, La.

SE All Stars	FG		3Pt		FT	REB.	PTS.
	FG	FG	FG	FG			
Thomas	5-12	1-3	2-2	4	13		
Jones	2-16	1-10	3-4	5	8		
Clark	2-5	0-0	0-1	4	4		
Long	2-5	0-1	4-6	0	8		
Prather	4-12	4-10	2-2	12	14		
Lyons	3-6	0-2	1-2	4	7		
Williams, Q.	2-8	0-0	0-0	9	4		
Stoval	2-6	0-0	2-2	7	6		
Williams, G.	0-2	0-0	0-0	1	0		
Team				6			
TOTALS	22-72	6-26	14-19	41	64		

LSU	FG		3Pt		FT	REB.	PTS.
	FG	FG	FG	FG			
Koundjia *	1-4	0-2	2-2	8	4		
Bass *	8-13	0-0	5-8	12	21		
Lazare *	7-15	0-0	1-3	6	15		
Thompson *	0-1	0-1	0-0	0	0		
Hudson *	4-12	1-3	0-2	7	9		
Gipson	1-5	0-3	2-2	3	4		
Mitchell	6-11	1-4	3-4	7	16		
Minor	0-1	0-0	0-0	2	0		
Whipple	3-4	0-1	0-0	1	6		
Neltner	1-2	0-0	0-0	0	2		
Team				4			
TOTALS	31-68	2-14	13-21	50	77		

Halftime: SEAS 37, LSU 28. Total FG Pct: SEAS 30.6; LSU 45.6. 3Pt FG Pct: SEAS 23.1; LSU 14.3. FT Pct: SEAS 73.7; LSU 61.9. Assists: SEAS 8 (Clark 3); LSU 16 (Whipple 7). Turnovers: SEAS 19 (Thomas 6); LSU 23 (Whipple 5). Blocked Shots: SEAS 1 (Clark); LSU 5 (Bass 2). Steals: SEAS 13 (Prather 4); LSU 14 (Mitchell 3). Attendance: 2,428.



Ross Neltner

Game 1, LSU 70, Southern 59

November 21, at Baton Rouge, La.

Southern	FG		3Pt		FT	REB	PTS.
	FG	FG	FG	FG			
Sanders *	2-3	0-0	2-2	3	6		
Eglund *	2-7	0-3	1-4	9	5		
Jack *	2-5	0-0	0-1	2	4		
Wardlow *	2-5	0-0	0-0	2	4		
Johnson *	2-5	1-2	0-0	2	5		
Collier	4-15	1-9	1-5	4	10		
Scott	4-6	0-1	0-0	4	8		
Vaughn	6-9	0-0	1-3	2	13		
Campbell	1-6	0-0	2-2	2	4		
Team				2			
TOTALS	25-61	2-15	7-17	32	59		

LSU	FG		3Pt		FT	REB	PTS.
	FG	FG	FG	FG			
Koundjia *	1-1	1-1	5-8	2	8		
Bass *	5-7	0-0	5-7	11	15		
Lazare *	5-5	0-0	3-5	3	13		
Whipple *	1-3	0-0	3-4	1	5		
Hudson *	7-13	1-3	5-8	7	20		
Gipson	1-3	0-1	0-0	1	2		
Mitchell	1-8	0-2	1-5	7	3		
Minor	0-0	0-0	1-2	1	1		
Thompson	1-2	0-1	1-1	0	3		
Neltner	0-0	0-0	0-0	0	0		
Team				6			
TOTALS	22-42	2-8	24-40	39	70		

Halftime: LSU 32, SU 27. Total FG Pct: SU 41.0; LSU 52.4. 3Pt FG Pct: SU 13.3; LSU 25.0. FT Pct: SU 41.2; LSU 60.0. Assists: SU 11 (Scott 5); LSU 11 (Whipple 6). Turnovers: SU 16 (Vaughn 6); LSU 21 (Lazare 5). Blocks: SU 4 (Jack 2); LSU 4 (Bass 3). Steals: SU 12 (Scott 4); LSU 8 (Gipson, Lazare 2). Attendance: 8,185-paid.

Game 2, LSU 87, McNeese State 77

November 24, at Baton Rouge, La.

McNeese St.	FG		3Pt		FT	REB	PTS.
	FG	FG	FG	FG			
Oliver *	2-5	0-0	5-6	5	9		
May *	0-2	0-0	2-2	1	2		
Dorsey *	2-5	0-1	0-0	3	4		
Lewis *	3-9	1-2	0-1	0	7		
Tucker *	7-16	1-5	6-6	4	21		
Price	1-6	0-0	0-0	4	2		
Watts	2-9	0-0	0-0	2	4		
Garriet	8-16	8-13	0-0	6	24		
Queen	2-7	0-1	0-0	2	4		
Team				2			
TOTALS	27-75	10-22	13-15	29	77		

LSU	FG		3Pt		FT	REB	PTS.
	FG	FG	FG	FG			
Koundjia *	3-7	0-0	0-0	4	6		
Lloreda *	11-15	0-0	8-17	21	30		
Bass *	4-6	0-0	7-8	12	15		
Mitchell *	6-10	3-6	1-1	4	16		
Minor *	0-3	0-2	0-3	0	0		
Whipple	1-2	0-1	5-6	3	7		
Lazare	1-2	0-0	0-3	2	2		
Hudson	2-7	2-3	5-12	7	11		
Team				1			
TOTALS	28-52	5-12	26-47	55	87		

Halftime: LSU 41, MSU 32. Total FG Pct: MSU 36.0; LSU 53.8. 3Pt FG Pct: MSU 45.5; LSU 41.7. FT Pct: MSU 86.7; LSU 55.3. Assists: MSU 14 (Lewis 5); LSU 15 (Minor, Mitchell, Whipple 3). Turnovers: MSU 10 (Dorsey, Tucker, Watts 2); LSU 21 (Lloreda 6). Blocks: MSU 2 (Oliver); LSU 10 (Lloreda 4). Steals: MSU 13 (Lewis 4); LSU 5 (Mitchell, Whipple 2). Attendance: 7,242-paid.

Game 3, LSU 78, Troy State 69

November 26, at Baton Rouge, La.

Troy St.	FG		3Pt		FT	REB	PTS.
	FG	FG	FG	FG			
Stamper *	3-7	1-3	0-1	6	7		
Lewin *	2-9	0-0	2-2	4	6		
Johnson *	4-7	3-6	1-2	4	12		
Evans *	4-7	3-4	4-4	4	15		
Davis *	8-16	3-7	2-3	2	21		
Mathis	1-2	1-2	0-0	0	3		
Heck	1-6	1-5	0-0	3	3		
Lee	1-3	0-2	0-0	0	2		
Acker	0-0	0-0	0-0	0	0		
Team				1			
TOTALS	24-57	12-29	9-12	28	69		

LSU	FG		3Pt		FT	REB	PTS.
	FG	FG	FG	FG			
Koundjia *	1-3	1-1	0-0	1	3		
Lloreda *	8-10	0-0	7-10	7	23		
Bass *	3-8	0-0	3-5	11	9		
Whipple *	4-8	3-4	0-0	1	11		
Hudson *	6-12	3-6	0-0	6	15		
Gipson	0-3	0-1	0-0	0	0		
Mitchell	3-5	2-4	5-6	4	13		
Minor	1-4	1-3	1-2	3	4		
Lazare	0-0	0-0	0-0	1	0		
Neltner	0-0	0-0	0-0	0	0		
Team				3			
TOTALS	26-53	10-19	16-23	35	78		

Halftime: TSU 32, LSU 31. Total FG Pct: TSU 42.1; LSU 49.1. 3Pt FG Pct: TSU 41.4; LSU 52.6. FT Pct: TSU 75.0; LSU 69.6. Assists: TSU 11 (Davis 7); LSU 16 (Hudson, Whipple 5). Turnovers: TSU 12 (Evans, Lewin, Stamper 3); LSU 13 (Koundjia 4). Blocks: TSU 3 (Evans, Lewin, Stamper); LSU 5 (Bass 2). Steals: TSU 4 (Johnson 2); LSU 6 (Hudson, Lloreda 2). Attendance: 7,202-paid.

Game 4, LSU 96, UL-Monroe 65

November 29, at Baton Rouge, La.

UL-Monroe	FG		3Pt		FT	REB	PTS.
	FG	FG	FG	FG			
Bransom *	1-5	0-0	1-2	3	3		
Thompson *	6-11	0-0	2-2	7	14		
Andrews *	0-10	0-1	1-2	0	1		
Horn *	1-5	1-3	0-0	2	3		
Keith *	5-7	1-1	0-0	1	11		
Parker	1-8	0-2	4-4	6	6		
Branch	1-2	0-0	1-2	0	3		
Helton	1-2	1-1	0-0	0	3		
Jacobs	4-6	1-2	3-6	2	12		
Gay	1-1	1-1	0-0	2	3		
Elie	0-1	0-0	0-2	0	0		
Alexander	3-9	0-0	0-0	9	6		
Team				2			
TOTALS	24-66	5-11	12-20	34	65		

LSU	FG		3Pt		FT	REB
-----	----	--	-----	--	----	-----

Game 7, LSU 67, Tulane 48

December 23, at Baton Rouge, La.

	FG		3Pt		FT	REB	PTS.
	F	G	F	G			
Tulane	4-14	2-6	0-5	9	5	10	
Iatarunas *	5-13	2-3	0-1	5	12		
Tinsley *	1-5	0-0	1-2	1	3		
Kinzer *	4-9	1-2	0-0	8	9		
Benfield *	2-6	0-2	0-2	5	4		
Moore	0-2	0-2	0-0	0	0		
Camper	1-3	0-0	0-0	0	2		
Aaron	0-2	0-1	0-0	2	0		
Fitzgerald	0-2	0-1	0-0	1	0		
Brown	4-5	0-0	0-1	7	8		
Team				5			
TOTALS	21-61	5-17	1-11	43	48		

	FG		3Pt		FT	REB	PTS.
	F	G	F	G			
LSU	2-2	1-1	0-0	9	5	10	
Koundjia *	8-13	0-0	6-9	10	22		
Lloreda *	2-11	0-0	1-2	7	5		
Bass *	7-17	4-8	1-2	3	19		
Whipple *	0-3	0-2	0-0	3	0		
Minor	3-6	0-1	6-7	4	12		
Thompson	0-4	0-2	0-0	3	0		
Lazare	2-2	0-0	0-1	1	4		
Neltner	0-1	0-0	0-0	1	0		
Team				1			
TOTALS	24-59	5-14	14-21	42	67		

Halftime: LSU 32, TU 20. Total FG Pct: TU 34.4; LSU 40.7. 3Pt FG Pct: TU 29.4; LSU 35.7. FT Pct: TU 91; LSU 66.7. Assists: TU 8 (Kinzer 3); LSU 15 (Minor 5). Turnovers: TU 17 (Tinsley 4); LSU 10 (Bass, Koundjia, Minor, Whipple 2). Blocks: TU 3 (Davis 2); LSU 6 (Bass 3). Steals: TU 6 (Kinzer 3); LSU 9 (Bass, Minor, Mitchell 2). Attendance: 10,014-paid.

Game 8, LSU 78, UA-Birmingham 62

Nokia Sugar Bowl Classic
December 27, at New Orleans, La.

	FG		3Pt		FT	REB	PTS.
	F	G	F	G			
UAB	6-9	0-0	1-2	4	13		
Kennedy *	2-6	0-0	4-4	4	8		
Eddins *	1-7	0-1	1-2	3	3		
Taylor, D. *	9-17	2-5	2-4	7	22		
Ball *	3-5	2-4	4-6	2	12		
Johnson, C.	0-1	0-0	0-0	1	0		
Lewis	0-1	0-1	0-0	1	0		
Finley	2-10	0-4	0-2	3	4		
Johnson, T.	0-0	0-0	0-0	0	0		
Jones	0-1	0-0	0-0	0	0		
Tobias	0-2	0-0	0-0	1	0		
Team				2			
TOTALS	23-59	4-15	12-20	28	62		

	FG		3Pt		FT	REB	PTS.
	F	G	F	G			
LSU	1-7	0-4	0-0	4	2		
Koundjia *	6-11	0-0	10-13	11	22		
Lloreda *	6-10	0-0	10-10	10	22		
Bass *	5-15	2-8	0-0	2	12		
Mitchell *	2-2	0-0	0-0	1	4		
Minor	4-9	1-2	2-2	3	11		
Lazare	2-3	0-0	1-2	2	5		
Hudson	0-4	0-2	0-0	0	0		
Team				7			
TOTALS	26-61	3-16	23-27	49	78		

Halftime: LSU 44, UAB 34. Total FG Pct: UAB 39.0; LSU 42.6. 3Pt FG Pct: UAB 26.7; LSU 18.8. FT Pct: UAB 60.0; LSU 85.2. Assists: UAB 14 (R. Taylor 4); LSU 16 (Mitchell 5). Turnovers: UAB 11 (D. Taylor 3); LSU 16 (Lloreda 7). Blocks: UAB 5 (Ball 3); LSU 0. Steals: UAB 9 (Ball 3); LSU 5 (Bass 2). Attendance: 5,328.

Game 9, Houston 60, LSU 52

December 30, at Houston, Texas

	FG		3Pt		FT	REB	PTS.
	F	G	F	G			
LSU	1-6	0-3	0-1	3	2		
Koundjia *	5-9	0-0	2-5	12	12		
Lloreda *	4-6	0-0	8-11	11	16		
Bass *	1-9	1-7	0-0	3	3		
Mitchell *	0-4	0-2	0-0	2	0		
Minor	4-5	2-3	1-2	2	11		
Lazare	0-1	0-0	0-0	1	0		
Hudson	2-8	1-3	3-4	0	8		
Team				3			
TOTALS	17-48	4-18	14-23	37	52		

	FG		3Pt		FT	REB	PTS.
	F	G	F	G			
Houston	2-4	0-0	0-0	6	4		
Dyer *	2-5	0-0	0-0	8	4		
Ferguson *	3-9	0-0	1-2	3	7		
Oliver *	5-12	3-6	5-8	5	18		
Owens *	8-15	1-3	2-3	3	19		
Ikeakor	2-5	0-0	0-0	6	4		
Miller	0-0	0-0	0-0	1	0		
Shelton	0-1	0-1	1-2	1	1		
Hensley	1-4	1-2	0-0	0	3		
Team				3			
TOTALS	23-55	5-12	9-15	36	60		

Halftime: UH 34, LSU 24. Total FG Pct: LSU 35.4; UH 41.8. 3Pt FG Pct: LSU 22.2; UH 41.7. FT Pct: LSU 60.9; UH 60.0. Assists: LSU 9 (Minor, Whipple 2); UH 9 (Owens 4). Turnovers: LSU 15 (Lloreda 8); UH 13 (Owens 5). Blocks: LSU 6 (Lloreda 3); UH 5 (Ferguson 4). Steals: LSU 6 (Bass, Hudson, Koundjia 2); UH 5 (Owens 3). Attendance: 3,403.

Game 10, LSU 66, Centenary 63

January 3, at Bossier City, La.

	FG		3Pt		FT	REB	PTS.
	F	G	F	G			
LSU	3-9	1-5	0-0	1	7		
Mitchell *	1-1	0-0	1-2	1	3		
Minor *	4-8	0-0	2-4	9	10		
Bass *	0-0	0-0	0-0	0	0		
Lazare *	6-9	3-4	7-11	3	22		
Hudson *	1-1	0-0	0-0	0	2		
Koundjia	0-0	0-0	0-0	0	0		
Thompson	6-11	0-0	6-12	9	18		
Lloreda	1-2	0-1	2-2	4	4		
Whipple	0-0	0-0	0-0	0	0		
Neltner	1-2	0-0	0-0	0	4		
Team				5			
TOTALS	22-41	4-10	18-31	32	66		

	FG		3Pt		FT	REB	PTS.
	F	G	F	G			
Centenary	7-16	1-5	6-8	52	21		
Wisniewski *	5-9	0-0	1-2	4	11		
Gale *	3-9	0-1	2-2	1	8		
Macles *	3-4	0-0	6-6	5	12		
Williams *	0-0	0-0	0-0	0	0		
Davis	0-0	0-0	0-0	0	0		
Sallis	0-0	0-0	0-0	0	0		
Moragne	1-3	0-2	1-2	0	3		
Mickel	3-4	0-0	0-0	1	2		
Polite	1-3	0-0	0-0	1	2		
Team				1			
TOTALS	23-48	1-8	16-20	19	63		

Halftime: CC 34, LSU 31. Total FG Pct: LSU 53.7; CC 47.9. 3Pt FG Pct: LSU 40.0; CC 12.5. FT Pct: LSU 58.1; CC 80.0. Assists: LSU 12 (Whipple 4); CC 11 (Gale 3). Turnovers: LSU 15 (Lloreda 5); CC 11 (Evans, Gale, Macles 3). Blocks: LSU 1 (Lloreda); CC 3 (Mickel 2). Steals: LSU 6 (Mitchell 3); CC 12 (Macles 5). Attendance: 3,752.

Game 11, LSU 66, Arkansas 55

January 6, at Fayetteville, Ark.

	FG		3Pt		FT	REB	PTS.
	F	G	F	G			
LSU	2-3	1-2	2-2	6	7		
Whipple *	2-9	0-3	4-4	3	8		
Hudson *	2-7	0-0	3-6	15	7		
Lloreda *	0-3	0-1	0-0	3	0		
Koundjia *	7-13	1-1	5-8	8	20		
Bass *	5-10	1-3	2-2	3	13		
Mitchell	2-4	2-4	3-4	0	9		
Minor	1-2	0-0	0-0	1	2		
Lazare	0-0	0-0	0-0	0	0		
Neltner				3			
Team				2			
TOTALS	21-51	5-14	19-26	42	66		

	FG		3Pt		FT	REB	PTS.
	F	G	F	G			
Arkansas	8-13	5-8	0-0	11	21		
Pharis *	4-15	2-7	1-2	4	11		
Sullivan *	1-5	0-0	0-2	7	2		
Brewer *	3-8	0-3	0-4	7	6		
Ferguson *	4-14	2-6	0-0	3	10		
Jones	0-0	0-0	0-0	0	0		
Mukubu	0-0	0-0	0-0	2	0		
Tatum	0-1	0-1	0-0	1	0		
Davis	0-1	0-1	0-0	1	0		
Famutimi	1-7	0-0	1-2	3	2		
Hunter	1-3	0-0	1-2	3	0		
Blackmon	0-0	0-0	0-0	0	0		
Team				1			
TOTALS	22-67	9-27	2-10	41	55		

Halftime: LSU 35, UA 23. Total FG Pct: LSU 41.2; UA 32.8. 3Pt FG Pct: LSU 35.7; UA 33.3. FT Pct: LSU 73.1; UA 20.0. Assists: LSU 7 (Lloreda 3); UA 10 (Ferguson 6). Turnovers: LSU 14 (Hudson, Lloreda 3); UA 13 (Ferguson 4). Blocks: LSU 2 (Bass, Lloreda); UA 7 (Hunter, Sullivan 2). Steals: LSU 8 (Bass, Lloreda, Mitchell 2); UA 3 (Brewer 2). Attendance: 18,478.

Game 12, LSU 70, Alabama 66

January 10, at Baton Rouge, La.

	FG		3Pt		FT	REB	PTS.
	F	G	F	G			
Alabama	6-15	0-0	1-2	8	13		
Davis *	7-10	0-1	1-2	4	15		
Winston *	3-7	0-0	0-0	4	6		
Davidson *	3-10	0-5	4-5	2	10		
Shelton *	4-6	1-1	0-0	4	9		
Pettway *	4-8	3-5	0-0	2	11		
Thomas	0-1	0-0	0-0	4	0		
Rambo	1-1	0-0	0-0	1	2		
Smith				5			
Team				1			
TOTALS	28-58	4-12	6-9	34	66		

	FG		3Pt		FT	REB	PTS.
	F	G					

Box Scores

Game 15, Ole Miss 53, LSU 49

January 21, at Oxford, Miss.

LSU	3Pt		FT	REB	PTS.
	FG	FG			
Koundjia *	2-3	2-3	0-0	9	6
Lloreda *	6-12	0-0	2-6	9	14
Bass *	3-7	1-2	2-2	9	9
Whipple *	1-5	1-4	2-2	0	5
Hudson *	2-7	0-3	3-6	1	7
Mitchell	0-4	0-4	1-2	1	1
Minor	2-6	1-3	2-2	0	7
Lazare	0-0	0-0	0-0	2	0
Team				6	
TOTALS	16-44	5-19	12-20	37	49

Ole Miss	3Pt		FT	REB	PTS.
	FG	FG			
Harper *	7-16	3-8	5-7	4	22
Reed *	8-17	0-1	0-0	9	16
Rhodes *	0-1	0-0	0-0	3	0
Abernethy *	0-2	0-1	0-0	1	0
Johnson *	2-9	0-4	0-1	3	4
Moore	0-0	0-0	0-0	0	0
Fox	0-2	0-2	0-0	1	0
Nunnery	1-4	0-0	2-2	2	4
Eddie	3-5	0-0	1-3	7	7
Jackson	0-0	0-0	0-0	0	0
Team				2	
TOTALS	21-56	3-16	8-13	32	53

Halftime: UM 32, LSU 26. Total FG Pct: LSU 36.4; UM 37.5. 3Pt FG Pct: LSU 26.3; UM 18.8. FT Pct: LSU 60.0; UM 61.5. Assists: LSU 10 (Whipple 3); UM 10 (Harper 5). Turnovers: LSU 15 (Minor, Whipple 3); UM 7 (Abernethy 3). Blocks: LSU 4 (Bass, Hudson, Koundjia, Lloreda); UM 1 (Moore). Steals: LSU 4 (Bass 2); UM 7 (Johnson, Nunnery 2). Attendance: 3,330.

Game 16, South Carolina 61, LSU 55

January 24, at Columbia, S.C.

LSU	3Pt		FT	REB	PTS.
	FG	FG			
Koundjia *	2-9	0-5	0-0	3	4
Lloreda *	7-12	0-0	5-9	16	19
Bass *	1-5	0-1	3-4	3	5
Whipple *	1-3	0-2	4-4	5	6
Hudson *	1-3	0-2	0-0	3	2
Mitchell	4-8	3-6	0-0	2	11
Minor	2-5	1-3	1-3	1	6
Lazare	0-1	0-0	2-2	4	2
Neltner	0-0	0-0	0-0	2	0
Team				1	
TOTALS	18-46	4-19	15-22	40	55

South Carolina	3Pt		FT	REB	PTS.
	FG	FG			
Powell	5-12	1-4	1-3	4	12
Kinsey *	0-6	0-3	1-2	3	1
Brown *	3-5	0-1	0-0	5	6
Boynton *	2-9	0-7	2-2	2	6
Gonner *	3-11	0-5	4-6	1	10
Kelley	0-1	0-1	0-0	0	0
Wallace	1-2	0-1	1-2	0	3
Balkman	4-6	0-1	3-6	3	11
Howell	3-3	0-0	6-8	7	12
Team				4	
TOTALS	21-55	1-23	18-29	29	61

Halftime: USC 29, LSU 26. Total FG Pct: LSU 39.1; USC 38.2. 3Pt FG Pct: LSU 21.1; USC 4.3. FT Pct: LSU 68.2; USC 62.1. Assists: LSU 8 (Whipple 3); USC 12 (Gonner, Howell, Kinsey, Wallace 2). Turnovers: LSU 23 (Minor 5); USC 9 (Gonner, Kinsey, Powell 2). Blocks: LSU 3 (Bass, Hudson, Lloreda); USC 2 (Brown). Steals: LSU 6 (Mitchell 3); USC 14 (Powell 4). Attendance: 17,927.



Antonio Hudson

Game 17, LSU 63, Georgia 59

January 29, at Baton Rouge, La.

Georgia	3Pt		FT	REB	PTS.
	FG	FG			
Hayes *	6-13	0-0	2-2	4	14
Daniels *	3-7	0-0	2-4	6	8
Wright *	5-12	1-5	3-3	4	14
Wilkins *	3-11	0-4	5-7	6	11
Stukes *	0-2	0-1	0-0	1	0
Wehant	5-12	0-4	0-0	4	10
McAuley	0-0	0-0	0-0	0	0
Newman	1-2	0-0	0-0	3	2
Waldrop	0-0	0-0	0-0	0	0
Team				0	
TOTALS	23-59	1-14	12-16	28	59

LSU	3Pt		FT	REB	PTS.
	FG	FG			
Koundjia *	2-2	2-2	1-2	2	7
Lloreda *	9-13	0-0	0-3	12	18
Bass *	5-6	1-1	6-8	8	17
Whipple *	1-3	0-2	0-0	1	2
Hudson *	1-7	0-3	1-4	1	3
Mitchell	2-5	2-3	6-7	2	12
Minor	1-2	0-0	2-2	1	4
Thompson	0-0	0-0	0-0	0	0
Lazare	0-1	0-0	0-0	3	0
Neltner	0-0	0-0	0-0	3	0
Team				1	
TOTALS	21-39	5-11	16-26	34	63

Halftime: LSU 26, UGA 23. Total FG Pct: UGA 39.0; LSU 53.8. 3Pt FG Pct: UGA 7.1; LSU 45.5. FT Pct: UGA 75.0; LSU 61.5. Assists: UGA 8 (Daniels, Wehant, Wilkins 2); LSU 14 (Whipple 3). Turnovers: UGA 9 (Wilkins 3); LSU 18 (Lloreda 4). Blocks: UGA 2 (Newman); LSU 2 (Bass, Lloreda). Steals: UGA 7 (Wehant 3); LSU 7 (Bass, Mitchell 2). Attendance: 9,069-paid.

Game 18, LSU 60, Alabama 54

January 31, at Tuscaloosa, Ala.

LSU	3Pt		FT	REB	PTS.
	FG	FG			
Whipple *	2-6	0-2	4-4	0	8
Koundjia *	1-2	0-0	0-0	1	2
Mitchell *	2-8	1-3	4-4	2	9
Lloreda *	5-11	0-1	4-6	11	14
Bass *	3-11	1-3	8-8	13	15
Minor	0-3	0-1	2-2	1	2
Lazare	0-1	0-0	0-0	0	0
Hudson	3-7	2-5	2-2	5	10
Neltner	0-0	0-0	0-0	1	0
Team				6	
TOTALS	16-49	4-15	24-26	40	60

Alabama	3Pt		FT	REB	PTS.
	FG	FG			
Davis *	2-3	0-0	0-0	6	4
Winston *	9-18	3-6	2-3	2	23
Davidson *	2-3	0-0	1-2	7	5
Smith *	1-4	0-1	0-0	2	2
Pettway *	4-13	2-8	2-2	2	12
Thomas	2-6	1-4	0-0	3	5
Rambo	0-1	0-0	0-0	0	0
Shelton	0-2	3-2	0-0	0	0
Brock	1-5	0-0	1-4	5	3
Team				4	
TOTALS	21-55	6-21	6-11	31	54

Halftime: LSU 28, UA 22. Total FG Pct: LSU 32.7; UA 38.2. 3Pt FG Pct: LSU 26.7; UA 28.6. FT Pct: LSU 92.3; UA 54.5. Assists: LSU 8 (Mitchell, Whipple 3); UA 9 (Smith 4). Turnovers: LSU 15 (Hudson 3); UA 16 (Davidson 5). Blocks: LSU 5 (Bass 3); UA 3 (Brock, Davidson, Davis). Steals: LSU 4 (Mitchell 3); UA 5 (Pettway 4). Attendance: 11,360.

Game 19, LSU 84, Tennessee 67

February 4, at Baton Rouge, La.

Tennessee	3Pt		FT	REB	PTS.
	FG	FG			
Crump *	5-11	1-2	1-2	2	12
Wingate *	1-51	0-0	0-0	3	2
McFadgon *	7-14	3-8	4-6	2	21
Winchester *	2-6	2-4	0-0	1	6
Watson *	2-9	2-3	0-0	3	6
Herdon	1-2	0-0	0-0	1	2
Asumnu	2-5	0-0	0-1	2	4
Bradshaw	1-2	0-0	0-0	1	2
Hendrix	5-7	0-0	2-2	7	12
Albrecht	0-1	0-0	0-0	2	0
Team				4	
TOTALS	26-62	8-17	7-11	28	67

LSU	3Pt		FT	REB	PTS.
	FG	FG			
Koundjia *	0-1	0-0	0-0	1	0
Lloreda *	6-10	0-0	6-10	12	18
Bass *	4-8	0-1	2-3	6	10
Mitchell *	8-11	6-9	0-0	1	22
Whipple *	2-2	0-0	0-0	1	4
Minor	2-6	0-3	6-7	3	10
Lazare	1-1	0-0	1-2	3	3
Hudson	6-9	4-5	1-2	3	17
Neltner	0-0	0-0	0-0	1	0
Team				3	
TOTALS	29-48	10-18	16-24	34	84

Halftime: LSU 38, UT 34. Total FG Pct: UT 41.9; LSU 60.4. 3Pt FG Pct: UT 47.1; LSU 55.6. FT Pct: UT 63.6; LSU 66.7. Assists: UT 13 (Watson, Winchester 4); LSU 19 (Mitchell 8). Turnovers: UT 11 (McFadgon 3); LSU 14 (Lloreda 6). Blocks: UT 2 (Crump, Wingate); LSU 5 (Bass, Lazare 2). Steals: UT 7 (Watson 3); LSU 6 (Mitchell 2). Attendance: 8,747-paid.

Game 20, LSU 65, Arkansas 52

February 7, at Baton Rouge, La.

Arkansas	3Pt		FT	REB	PTS.
	FG	FG			
Jones, Ma. *	7-11	0-1	0-1	10	14
Hunter *	0-2	0-0	0-0	1	0
Brewer *	3-6	3-5	4-8	6	13
Famutimi *	2-5	0-0	2-2	1	6
Modica *	2-11	1-5	0-0	3	5
Jones, Mi.	2-10	2-8	1-2	4	7
Mukubu	0-0	0-0	0-0	0	0
Tatum	1-1	1-1	0-0	0	3
Ferguson	1-6	0-3	0-0	4	2
Pharis	1-1	0-0	0-0	1	2
Sullivan	0-2	0-0	0-0	3	0
Cranford	0-0	0-0	0-0	0	0
Blackmon	0-0	0-0	0-0	0	0
Team				1	
TOTALS	19-55	7-23	7-13	34	52

LSU	3Pt		FT	REB	PTS.
	FG	FG			
Koundjia *	3-6	0-1	0-2	6	6
Lloreda *	7-11	0-0	4-9	17	18
Bass *	5-12	0-1	4-5	4	14
Mitchell *	4-8	3-4	4-4	3	15
Whipple *	0-1	0-0	4-8	4	4
Minor	0-1	0-1	0-0	1	0
Thompson	0-0	0-0	2-2	0	2
Maravich	0-0	0-0	0-0	0	0
Wolfert	0-0	0-0	0-0	0	0
Lazare	1-4	0-0	0-0	2	2
Hudson	2-5	0-2	0-1	2	4
Neltner	0-0	0-0	0-0	0	0
Team				2	
TOTALS	22-48	3-9	18-31	41	65

Halftime: LSU 35, UA 32. Total FG Pct: UA 34.5; LSU 45.8. 3Pt FG Pct: UA 30.4; LSU 33.3. FT Pct: UA 53.8; LSU 58.1. Assists: UA 10 (Ferguson 5); LSU 12 (Whipple 5). Turnovers: UA 13 (Ma, Jones 4); LSU 12 (Minor 4). Blocks: UA 2 (Brewer, Mi, Jones); LSU 4 (Bass). Steals: UA 4 (Ma, Jones 2); LSU 6 (Whipple 3). Attendance: 9,646-paid.

Game 21, LSU 73, Florida 70

February 14, at Gainesville, Fla.

LSU	3Pt		FT	REB	PTS.
	FG	FG			
Koundjia *	0-4	0-3	2-2	4	2
Lloreda *	6-8	0-0	7-9	9	19
Bass *	4-9	0-2	5-6	6	13
Mitchell *	6-9	4-6	2-3	1	18
Whipple *	0-2	0-1	3-4	1	3
Minor	4-7	2-4	0-0	3	10

Game 23, Vanderbilt 74, LSU 54

February 21, at Nashville, Tenn.

LSU	FG	3Pt	FT	REB	PTS.
Bass *	1-9	0-1	5-5	8	7
Lazare *	1-4	0-0	1-2	4	3
Mitchell *	5-12	2-6	0-0	4	12
Whipple *	2-4	1-2	0-0	3	5
Hudson *	5-12	4-6	4-4	7	18
Minor	3-12	2-7	1-2	5	9
Neltner	0-1	0-0	0-2	4	0
Team				1	
TOTALS	17-54	9-22	11-15	36	54

Vanderbilt	FG	3Pt	FT	REB	PTS.
Freije *	9-20	3-8	1-3	5	22
Smith *	2-6	1-2	0-0	4	5
Przybyzowski *	7-9	5-5	2-2	8	21
Moore *	3-8	2-6	0-0	2	8
Lakey *	0-0	0-0	0-0	7	0
Holwerda	2-4	0-1	2-2	3	6
Payton	2-3	0-0	0-0	0	4
Cage	0-1	0-1	0-0	0	0
Hundley	0-2	0-0	0-0	2	0
Terrell	1-4	0-0	4-4	1	6
Schnedlitz	1-2	0-0	0-0	0	2
Skuchas	0-0	0-0	0-0	0	0
Team				3	
TOTALS	27-59	11-23	9-11	35	74

Halftime: LSU 28, VU 22. Total FG Pct: LSU 31.5; VU 45.8. 3Pt FG Pct: LSU 40.9; VU 47.8. FT Pct: LSU 73.3; VU 81.8. Assists: LSU 8 (Mitchell 4); VU 18 (Lakey 5). Turnovers: LSU 13 (Hudson 3); VU 6 (Lakey, Przybyzowski 2). Blocks: LSU 1 (Lazare); VU 5 (Freije 2). Steals: LSU 4 (Mitchell 2); VU 8 (Smith 4). Attendance: 13,892.

Game 24, Mississippi State 84, LSU 58

February 25, at Starkville, Miss.

LSU	FG	3Pt	FT	REB	PTS.
Lloreda *	4-11	0-2	2-7	12	10
Bass *	2-7	0-0	3-4	7	7
Mitchell *	5-11	4-8	0-1	0	14
Whipple *	0-1	0-1	0-0	0	0
Hudson *	3-10	2-4	4-5	3	12
Minor	4-11	3-7	2-2	2	13
Koundjia	0-2	0-2	0-0	1	0
Lazare	0-0	0-0	0-0	0	0
Neltner	1-1	0-0	0-0	0	2
Team					
TOTALS	19-54	9-24	11-19	26	58

Mississippi St.	FG	3Pt	FT	REB	PTS.
Roberts *	4-11	0-2	6-8	7	14
Power *	5-7	2-2	0-0	3	12
Vincent *	3-7	0-0	1-2	9	7
Bowers *	4-10	2-5	3-4	4	13
Frazier *	5-9	2-6	1-2	6	13
Ervin	2-2	0-0	0-0	1	4
Buse	1-1	1-1	0-0	0	3
Boler	1-1	0-0	0-0	1	2
Slater	0-0	0-0	0-0	0	0
Morgan	3-3	0-0	0-0	2	6
Stelmach	1-3	0-0	0-0	1	2
Campbell	3-3	0-0	2-3	2	8
Team				6	
TOTALS	32-57	7-16	13-19	42	84

Halftime: MSU 45, LSU 30. Total FG Pct: LSU 35.2; MSU 56.1. 3Pt FG Pct: LSU 37.5; MSU 43.8. FT Pct: LSU 57.9; MSU 68.4. Assists: LSU 7 (Lloreda 2); MSU 17 (Bowers 6). Turnovers: LSU 14 (Lloreda 6); MSU 15 (Bowers 4). Blocks: LSU 3 (Bass, Lloreda, Neltner); MSU 4 (Vincent 3). Steals: LSU 7 (Hudson 2); MSU 5 (Roberts 2). Attendance: 10,054.

Game 25, Kentucky 70, LSU 64

February 29, at Baton Rouge, La.

Kentucky	FG	3Pt	FT	REB	PTS.
Daniels *	7-11	0-0	0-0	5	14
Hayes *	3-9	0-1	1-3	8	7
Hawkins *	3-7	1-1	6-7	3	13
Azubuikwe *	2-7	0-4	3-3	1	7
Barbour *	1-3	0-2	0-0	2	2
Fitch	6-10	5-8	6-8	2	23
Obzrut	0-0	0-0	0-0	0	0
Perry	0-1	0-0	0-0	2	0
Thomas	2-3	0-0	0-0	4	4
Team				3	
TOTALS	24-51	6-16	16-21	30	70

LSU	FG	3Pt	FT	REB	PTS.
Bass *	4-5	0-0	5-5	6	13
Lazare *	1-3	0-0	0-0	2	2
Mitchell *	4-11	4-8	3-3	2	15
Whipple *	3-7	1-4	2-2	4	9
Hudson *	4-9	2-6	0-0	2	10
Minor	1-5	0-4	4-4	4	6
Koundjia	1-2	0-1	2-2	2	4
Neltner	2-4	0-0	1-1	3	5
Team				2	
TOTALS	20-46	7-23	17-17	27	64

Halftime: UK 33, LSU 29. Total FG Pct: UK 47.1; LSU 43.5. 3Pt FG Pct: UK 37.5; LSU 30.4. FT Pct: UK 76.2; LSU 100.0. Assists: UK 12 (Hayes 5); LSU 15 (Whipple 5). Turnovers: UK 10 (Barbour, Hawkins, Hayes 2); LSU 13 (Mitchell 4). Blocks: UK 1 (Hayes); LSU 6 (Bass 3). Steals: UK 4 (Hawkins 3); LSU 4 (Bass, Lazare, Minor, Mitchell). Attendance: 12,791-paid; 10,264-actual.

Game 26, LSU 58, Ole Miss 45

March 3, at Baton Rouge, La.

Ole Miss	FG	3Pt	FT	REB	PTS.
Harper *	7-14	3-5	3-3	8	20
Reed *	3-12	0-1	0-0	3	6
Eddie *	0-0	0-0	1-2	2	1
Abernethy *	4-10	2-5	0-1	2	10
Johnson *	0-0	0-0	0-0	1	0
Moore	1-2	0-0	0-1	1	2
Fox	0-1	0-1	0-0	3	0
Doynne	1-5	0-1	0-0	3	2
Nunnery	0-0	0-0	0-0	0	0
Glass	2-2	0-0	0-0	0	4
Rhodes	0-0	0-0	0-0	2	0
Team				5	
TOTAL	18-46	5-13	4-7	30	45

LSU	FG	3Pt	FT	REB	PTS.
Bass *	5-8	0-0	4-8	3	14
Lazare *	2-5	0-0	1-1	3	5
Mitchell *	4-12	1-5	5-6	3	14
Thompson *	0-0	0-0	0-0	0	0
Hudson *	1-7	0-2	0-0	2	2
Minor	5-7	1-1	0-3	5	11
Koundjia	1-2	0-0	1-5	5	3
Whipple	2-4	0-1	0-0	2	4
Neltner	2-4	1-2	0-0	4	5
Team				5	
TOTALS	22-49	3-11	11-23	32	58

Halftime: UM 21, LSU 10. Total FG Pct: UM 39.1; LSU 44.9. 3Pt FG Pct: UM 38.5; LSU 27.3. FT Pct: UM 57.1; LSU 47.8. Assists: UM 8 (Abernethy, Harper, Reed 2); LSU 9 (Mitchell 4). Turnovers: UM 18 (Harper, Reed 5); LSU 12 (Whipple 4). Blocks: UM 1 (Reed); LSU 7 (Bass 4). Steals: UM 5 (Harper 2); LSU 5 (Minor, Mitchell 2). Attendance: 8,593-paid.

Game 27, Auburn 78, LSU 66

March 6, at Auburn, Ala.

LSU	FG	3Pt	FT	REB	PTS.
Bass *	5-8	0-1	5-7	15	15
Lazare *	5-7	0-0	1-2	5	11
Mitchell *	6-13	6-9	0-1	4	18
Whipple *	0-6	0-1	0-0	2	0
Hudson *	1-4	0-2	0-0	3	2
Minor	4-15	2-8	0-0	1	10
Koundjia	2-5	1-3	2-3	7	7
Neltner	1-5	1-4	0-0	1	3
Team				7	
TOTALS	24-63	10-28	8-13	43	66

Auburn	FG	3Pt	FT	REB	PTS.
Robinson *	12-20	0-0	5-6	10	29
Brown *	2-12	2-8	0-0	5	6
Curtis *	0-0	0-0	0-0	1	0
Young *	5-9	4-5	0-0	3	14
Monroe *	5-7	2-3	1-3	1	13
Killingsworth	3-6	0-0	0-4	4	6
Watson	0-1	0-1	1-2	2	1
Tucker	0-0	0-0	0-0	0	0
LeMelle	0-3	0-3	0-0	0	0
Davis	4-10	1-1	0-1	16	9
Lewis	0-0	0-0	0-0	0	0
Lollar	0-0	0-0	0-0	0	0
Team				1	
TOTALS	31-68	9-21	7-16	43	78

Halftime: AU 42, LSU 39. Total FG Pct: LSU 38.1; AU 45.6. 3Pt FG Pct: LSU 35.7; AU 42.9. FT Pct: LSU 61.5; AU 43.8. Assists: LSU 14 (Whipple 5); AU 16 (Monroe 5). Turnovers: LSU 19 (Bass 4); AU 12 (Davis, Killingsworth, Monroe 3). Blocks: LSU 1 (Bass); AU 3 (Young 2). Steals: LSU 5 (Mitchell, Whipple 2); AU 13 (Robinson 5). Attendance: 6,105.

Game 28, South Carolina 85, LSU 64

SEC Tournament Quarterfinals
March 12, at Atlanta, Ga.

South Carolina	FG	3Pt	FT	REB	PTS.
Powell *	4-8	0-1	0-0	7	8
Brown *	3-9	1-2	0-0	4	7
Kinsey *	6-8	0-1	2-3	1	14
Boynton *	6-9	6-9	0-0	6	18
Gonner *	5-9	3-6	1-3	1	14
Kelley	0-0	0-0	1-2	2	1
Howell, I.	0-0	0-0	0-0	0	0
Jonelunas	0-0	0-0	0-0	0	0
Everett	1-1	0-0	0-0	0	2
Wallace	3-5	1-1	0-0	6	7
Balkman	5-8	0-0	1-2	3	11
Chappell	0-0	0-0	0-0	1	0
Land	1-1	1-1	0-0	1	3
Team				3	
TOTALS	34-58	12-21	5-10	35	85

LSU	FG	3Pt	FT	REB	PTS.
Bass *	5-8	0-1	4-5	9	14
Lazare *	2-5	0-0	0-2	9	4
Mitchell *	3-10	2-7	0-0	2	8
Whipple *	0-3	0-2	0-1	0	0
Hudson *	8-12	5-7	4-6	2	25
Minor	2-8	1-7	0-2	1	5
Koundjia	1-3	0-1	3-4	2	5
Thompson	0-0	0-0	0-0	0	0
Maravich	0-0	0-0	0-0	0	0
Wolfert	0-0	0-0	0-0	0	0
Neltner	1-1	0-0	1-2	0	3
Team				1	
TOTALS	22-50	8-25	12-22	26	64

Halftime: LSU 40, USC 39. Total FG Pct: USC 58.6; LSU 44.0. 3Pt FG Pct: USC 57.1; LSU 32.0. FT Pct: USC 50.0; LSU 54.5. Assists: USC 18 (Powell 5); LSU 12 (Hudson 5). Turnovers: USC 10 (Balkman 3); LSU 9 (Bass, Whipple 2). Blocks: USC 2 (Gonner, Wallace); LSU 2 (Bass, Lazare). Steals: USC 6 (Powell 2); LSU 4 (Hudson 2). Attendance: 20,203.

Game 29, Oklahoma 70, LSU 61

NIT First Round

March 17, at Norman, Okla.

LSU	FG	3Pt	FT	REB	PTS.
Bass *	3-8	0-1	8-10	10	14
Lazare *	2-4	0-0	1-1	3	5
Mitchell *	5-15	2-6	0-0	4	12
Whipple *	1-5	1-2	0-0	5	3
Hudson *	5-14	1-7	5-6	8	16
Minor	3-6	3-4	0-0	2	9
Koundjia	0-2	0-1	0-1	1	0
Neltner	1-1	0-0	0-0</		

Team Statistics

INTRO
 THIS IS LSU
 PLAYERS
 COACHES
 REVIEW
 PREVIEW
 RECORDS
 HISTORY
 LSU
 MEDIA

2003-04 Overall Season Statistics

Record - 18-11, Home 12-3, Away 5-7, Neutral 1-1

NO. PLAYER	GP-GS	MIN-AVG.	FG-FGA	PCT.	3FG-FGA	PCT.	FT-FTA	PCT.	/-----REBOUNDS-----/			PF-FO	A	TO	BLK	STL	PTS-AVG.
									OFF	DEF	TOT-AVG.						
14 Lloreda, Jaime	22-21	759-34.5	140-241	.591	0-4	.000	92-170	.541	97	159	256-11.6	61-0	31	74	28	12	372-16.9
30 Bass, Brandon	29-29	1013-34.9	121-240	.504	5-19	.263	123-157	.783	71	143	214-7.4	59-0	17	55	56	21	370-12.8
02 Mitchell, Darrel	29-17	884-30.5	115-279	.412	67-160	.419	49-69	.710	12	69	81-2.8	73-1	63	41	3	50	346-11.9
42 Hudson, Antonio	28-21	885-31.6	95-241	.394	40-115	.348	56-90	.622	27	82	109-3.9	62-2	53	49	6	25	286-10.2
03 Minor, Tack	29-2	449-15.5	63-174	.362	32-95	.337	51-75	.680	14	41	55-1.9	47-1	49	55	0	21	209-7.2
22 Whipple, Xavier	29-26	718-24.8	36-108	.333	12-50	.240	36-47	.755	16	53	69-2.4	44-0	88	62	6	17	120-4.1
04 Koundjia, Regis	27-20	492-18.2	38-105	.362	9-44	.205	19-37	.514	20	78	98-3.6	63-1	27	36	12	15	104-3.9
35 Lazare, Darnell	29-8	357-12.3	36-64	.563	0-0	.000	13-25	.520	28	41	69-2.4	26-0	8	24	9	10	85-2.9
32 Wolfert, Paul	3-0	6-2.0	2-2	1.000	1-1	1.000	0-0	.000	0	1	1-0.3	0-0	0	1	0	0	5-1.7
01 Gipson, Tony	2-0	10-5.0	1-6	.167	0-2	.000	0-0	.000	1	0	1-0.5	1-0	0	2	0	2	2-1.0
45 Neltner, Ross	21-0	187-8.9	8-20	.400	2-6	.333	2-5	.400	12	11	23-1.1	21-1	8	14	2	2	20-1.0
10 Thompson, Charlie	9-1	39-4.3	1-7	.143	0-4	.000	3-3	1.000	0	3	3-0.3	3-0	2	3	0	1	5-0.6
11 Maravich, Josh	2-0	1-0.5	0-0	.000	0-0	.000	0-0	.000	0	0	0-0.0	0-0	0	0	0	0	0-0.0
Team									39	47	86-3.0	0		10			
LSU	29	5800	656-1487	.441	168-500	.336	444-678	.655	337	728	1065-36.7	460-6	346	426	122	176	1924-66.3
Opponents	29	5800	695-1675	.415	172-491	.350	289-446	.648	338	622	960-33.1	560	335	358	82	216	1851-63.8

SCORE BY PERIODS	1ST	2ND	TOTAL
LSU	889	1035	1924
Opponents	855	996	1851

2003-04 SEC Statistics

Record - 8-8, Home-5-3, Away-3-5

NO. PLAYER	GP-GS	MIN-AVG.	FG-FGA	PCT.	3FG-FGA	PCT.	FT-FTA	PCT.	/-----REBOUNDS-----/			PF-FO	A	TO	BLK	STL	PTS-AVG.
									OFF	DEF	TOT-AVG.						
14 Lloreda, Jaime	12-12	414-34.5	68-125	.544	0-3	.000	38-79	.481	52	88	140-11.7	35-0	17	39	14	5	174-14.5
02 Mitchell, Darrel	16-10	503-31.4	66-152	.434	45-94	.479	34-43	.791	2	34	36-2.3	35-0	33	26	2	29	211-13.2
30 Bass, Brandon	16-16	559-34.9	60-127	.472	5-17	.294	67-85	.788	31	77	108-6.8	33-0	10	26	30	12	192-12.0
42 Hudson, Antonio	16-12	486-30.4	44-124	.355	20-63	.317	24-36	.667	12	34	46-2.9	38-2	25	33	3	11	132-8.3
03 Minor, Tack	16-0	265-16.6	36-109	.330	20-62	.323	34-45	.756	8	26	34-2.1	26-0	27	36	0	9	126-7.9
22 Whipple, Xavier	16-15	396-24.8	21-59	.356	6-27	.222	22-28	.786	8	30	38-2.4	24-0	42	41	2	11	70-4.4
04 Koundjia, Regis	14-10	263-18.8	15-48	.313	5-25	.200	8-16	.500	11	38	49-3.5	32-1	12	15	8	4	43-3.1
35 Lazare, Darnell	16-4	189-11.8	18-37	.486	0-0	.000	6-11	.545	16	21	37-2.3	15-0	5	7	5	4	42-2.6
45 Neltner, Ross	12-0	118-9.8	6-15	.400	2-6	.333	1-3	.333	11	8	19-1.6	10-1	7	7	1	1	15-1.3
10 Thompson, Charlie	3-1	7-2.3	0-0	.000	0-0	.000	2-2	1.000	0	0	0-0.0	0-0	0	0	0	0	2-0.7
11 Maravich, Josh	1-0	0-0.0	0-0	.000	0-0	.000	0-0	.000	0	0	0-0.0	0-0	0	0	0	0	0-0.0
32 Wolfert, Paul	1-0	0-0.0	0-0	.000	0-0	.000	0-0	.000	0	0	0-0.0	0-0	0	0	0	0	0-0.0
Team									22	27	49-3.1	0		5			
LSU	16	3200	334-796	.420	103-297	.347	236-348	.678	173	383	556-34.8	248-4	178	235	65	86	1007-62.9
Opponents	16	3200	393-920	.427	98-289	.339	148-231	.641	187	348	535-33.4	294-	193	185	42	113	1032-64.5

SCORE BY PERIODS	1ST	2ND	TOTAL
LSU	460	547	1007
Opponents	481	551	1032





Xavier Whipple



Brandon Bass

DATE	OPPONENT	SCORE	ATTEND.	LOC	HIGH SCORER	HIGH REBOUNDER
11-21-03	SOUTHERN	W, 70-59	8,185	H	Antonio Hudson 20	Brandon Bass 11
11-24-03	MCNEESE STATE	W, 87-77	7,242	H	Jaime Lloreda 30	Jaime Lloreda 21
11-26-03	TROY STATE	W, 78-69	7,202	H	Jaime Lloreda 23	Brandon Bass 11
11-29-03	LA MONROE	W, 96-65	6,991	H	Jaime Lloreda 26	Jaime Lloreda 10
12-16-03	UTAH	W, 65-51	9,133	H	Jaime Lloreda 16	Bass, Koundjia, Lloreda 8
12-20-03	SOUTHERN MISS	W, 65-50	7,808	H	Bass, Lloreda 15	Jaime Lloreda 16
12-23-03	TULANE	W, 67-48	10,014	H	Jaime Lloreda 22	Jaime Lloreda 10
12-27-03	UAB#	W, 78-62	5,328	N	Lloreda, Bass 22	Jaime Lloreda 11
12-30-03	At Houston	L, 52-60	3,403	A	Brandon Bass 16	Jaime Lloreda 12
1-3-04	At Centenary	W, 66-63	3,752	A	Antonio Hudson 22	Lloreda, Bass 9
1-6-04	At Arkansas*	W, 66-55	18,478	A	Brandon Bass 20	Jaime Lloreda 15
1-10-04	ALABAMA*	W, 70-66	9,943	H	Darrel Mitchell 19	Jaime Lloreda 11
1-12-04	At New Orleans	W, 68-60	6,547	A	Brandon Bass 18	Jaime Lloreda 12
1-17-04	MISS. STATE*	L, 54-64	12,161	H	Jaime Lloreda 13	Jaime Lloreda 9
1-21-04	At Ole Miss*	L, 49-53	3,330	A	Jaime Lloreda 14	Koundjia, Lloreda, Bass 9
1-24-04	At South Carolina*	L, 55-61	17,927	A	Jaime Lloreda 19	Jaime Lloreda 16
1-28-04	GEORGIA*	W, 63-59	9,069	H	Jaime Lloreda 18	Jaime Lloreda 12
1-31-04	At Alabama*	W, 60-54	11,360	A	Brandon Bass 15	Brandon Bass 13
2-4-04	TENNESSEE*	W, 84-67	8,747	H	Darrel Mitchell 22	Jaime Lloreda 12
2-7-04	ARKANSAS*	W, 65-52	9,646	H	Jaime Lloreda 18	Jaime Lloreda 17
2-14-04	At Florida*	W, 73-70	11,086	A	Jaime Lloreda 19	Jaime Lloreda 9
2-18-04	AUBURN*	L, 68-80	12,796	H	Tack Minor 15	Jaime Lloreda 7
2-21-04	At Vanderbilt*	L, 54-74	13,892	A	Antonio Hudson 18	Brandon Bass 8
2-25-04	At Miss. State*	L, 58-84	10,054	A	Darrel Mitchell 14	Jaime Lloreda 12
2-29-04	KENTUCKY*	L, 64-70	12,791	H	Darrel Mitchell 15	Brandon Bass 6
3-3-04	OLE MISS*	W, 58-45	8,593	H	Bass, Mitchell 14	Koundjia, Minor 5
3-6-04	At Auburn*	L, 66-78	6,105	A	Darrel Mitchell 18	Brandon Bass 13
3-12-04	South Carolina%	L, 64-85	20,203	N	Antonio Hudson 25	Lazare, Bass 9
3-17-04	At Oklahoma@	L, 61-70	8,817	A	Antonio Hudson 16	Brandon Bass 10

-- Nokia Sugar Bowl Classic -- New Orleans (Arena)
 * -- Southeastern Conference Game
 % -- SEC Tournament -- Atlanta, Ga. (Georgia Dome)
 @ -- National Invitational Tournament, First Round

Superlatives

Individual Superlatives

Points

30 - Jaime Lloreda, vs. McNeese St. (11-24-03)
 26 - Jaime Lloreda, vs. La. Monroe (11-29-03)
 25 - Antonio Hudson, vs. South Carolina (3-12-04)
 23 - Jaime Lloreda, vs. Troy State (11-26-03)
 22 - Darrel Mitchell, vs. Tennessee (2-4-04)
 22 - Antonio Hudson, at Centenary (1-3-04)
 22 - Jaime Lloreda, vs. UAB (12-27-03)
 22 - Brandon Bass, vs. UAB (12-27-03)
 22 - Jaime Lloreda, vs. Tulane (12-23-03)

Field Goals Made

11 - Jaime Lloreda, vs. McNeese St. (11-24-03)
 9 - Jaime Lloreda, vs. Georgia (1-28-04)
 9 - Jaime Lloreda, vs. La.-Monroe (11-29-03)
 8 - six times (Hudson 1, Mitchell 1, Bass 1, Lloreda 3)

Field Goal Attempts

17 - Darrel Mitchell, vs. Tulane (12-23-03)
 15 - Darrel Mitchell, at Oklahoma (3-17-04)
 15 - Tack Minor, at Auburn (3-6-04)
 15 - Darrel Mitchell, vs. UAB (12-27-03)
 15 - Jaime Lloreda, vs. McNeese St. (11-24-03)

Field Goal Percentage (Min. 7 made)

.800 (8-10) - Jaime Lloreda, vs. Troy State (11-26-03)
 .778 (7-9) - Brandon Bass, vs. Southern Miss. (12-20-03)
 .733 (11-15) - Jaime Lloreda, vs. McNeese State (11-24-03)
 .727 (8-11) - Darrel Mitchell, vs. Tennessee (2-4-04)
 .727 (8-11) - Brandon Bass, at New Orleans (1-12-04)

3 PT Field Goals Made

6 - Darrel Mitchell, at Auburn (3-6-04)
 6 - Darrel Mitchell, vs. Tennessee (2-4-04)
 5 - Antonio Hudson, vs. South Carolina (3-12-04)
 4 - eight times (Mitchell 5, Hudson 2, Minor 1)

3 PT Field Goal Attempts

9 - Darrel Mitchell, at Auburn (3-6-04)
 9 - Tack Minor, vs. Auburn (2-18-04)
 9 - Darrel Mitchell, vs. Tennessee (2-4-04)
 8 - six times (Mitchell 4, Hudson 1, Minor 1)

3 PT Field Goal Pct. (Min. 4 made)

.800 (4-5) - Antonio Hudson vs. Tennessee (2-4-04)
 .714 (5-7) - Antonio Hudson, vs. S. Carolina (3-12-04)
 .667 (6-9) - Darrel Mitchell, at Auburn (3-6-04)
 .667 (6-9) - Darrel Mitchell, vs. Tennessee (2-4-04)
 .667 (4-6) - Antonio Hudson, at Vanderbilt (2-21-04)
 .667 (4-6) - Darrel Mitchell, at Florida (2-14-04)
 .667 (4-6) - Darrel Mitchell, vs. Alabama (1-10-04)

Free Throws Made

10 - Brandon Bass, vs. UAB (12-27-03)
 10 - Jaime Lloreda, vs. UAB (12-27-03)
 8 - Brandon Bass, at Oklahoma (3-17-04)
 8 - Brandon Bass, at Alabama (1-31-04)
 8 - Brandon Bass, at Houston (12-30-03)
 8 - Jaime Lloreda, vs. La. Monroe (11-29-03)
 8 - Jaime Lloreda, vs. McNeese St. (11-24-03)

Free Throw Attempts

17 - Jaime Lloreda, vs. McNeese St. (11-24-03)
 13 - Jaime Lloreda, vs. UAB (12-27-03)
 12 - Jaime Lloreda, at Centenary (1-3-04)
 12 - Antonio Hudson, vs. McNeese St. (11-24-03)

Free Throw Pct. (min. 7 made)

1.000 (10-10) - Brandon Bass, vs. UAB (12-27-03)
 1.000 (8-8) - Brandon Bass, at Alabama (1-31-04)
 .889 (8-9) - Jaime Lloreda, vs. La. Monroe (11-29-03)
 .875 (7-8) - Brandon Bass, vs. McNeese St. (11-24-03)
 .800 (8-10) - Brandon Bass, at Oklahoma (3-17-04)

Rebounds

21 - Jaime Lloreda, vs. McNeese St. (11-24-03)
 17 - Jaime Lloreda, vs. Arkansas (2-7-04)
 16 - Jaime Lloreda, at South Carolina (1-24-04)
 16 - Jaime Lloreda, vs. Southern Miss (12-20-03)
 15 - Jaime Lloreda, at Arkansas (1-6-04)

Assists

8 - Darrel Mitchell, vs. Tennessee (2-4-04)
 6 - Xavier Whipple, vs. La. Monroe (11-29-03)
 6 - Xavier Whipple, vs. Southern (11-21-03)
 5 - six times (Whipple 3, Hudson 1, Mitchell 1, Minor 1)

Steals

5 - Regis Koundjia, vs. Southern Miss (12-20-03)
 3 - nine times (Mitchell 6, Whipple 1, Hudson 1, Minor 1)

Blocked Shots

6 - Brandon Bass, vs. La. Monroe (11-29-03)
 5 - Jaime Lloreda, vs. Alabama (1-10-04)
 4 - Brandon Bass, vs. Ole Miss (3-3-04)
 4 - Brandon Bass, at Florida (2-14-04)
 4 - Brandon Bass, vs. Arkansas (2-7-04)
 4 - Jaime Lloreda, vs. McNeese St. (11-24-03)

Team Superlatives

Points

High: 112 - vs. Centenary (1-15-03)
 95 - vs. Texas A&M CC (12-14-02)
 94 - vs. Auburn (2-26-03)
 93 - vs. McNeese State (12-07-02)
Low: 53 -- vs. Florida, (1-28-03)
 54 -- at Auburn (2-8-03)
 56 - vs. Purdue (3-24-03)
 57 - twice

Field Goals Made

High: 45 - vs. Centenary (1-15-03)
 37 - vs. Texas A&M CC (12-14-02)
 33 - vs. McNeese State (12-07-02)
Low: 20 - vs. Ole Miss (1-18-03)
 20 - at Kentucky (2-15-03)
 20 - vs. Purdue (3-24-03)

Field Goal Attempts

High: 66 - vs. Florida (1-28-03)
 65 - vs. McNeese State (12-07-02)
 64 - vs. Centenary (1-15-03)
 64 - vs. Texas A&M (11-30-02)
Low: 42 - vs. Delaware State (12-03-02)
 44 - at Ole Miss (3-05-03)
 48 - at Auburn (2-08-03)

Field Goal Percentage

High: .703 (45-64) - vs. Centenary (1-15-03)
 .638 (37-58) - vs. Texas A&MCC (12-14-02)
 .627 (32-51) - vs. Miss. State (1-11-03)
Low: .333 (20-60) - vs. Purdue (3-24-03)
 .333 (22-66) - vs. Florida (1-28-03)
 .370 (20-54) - at Kentucky (2-15-03)

3 PT Field Goals Made

High: 17 - at Tennessee (3-01-03)
 16 - vs. Auburn (2-26-03)
 13 - vs. Texas A&M (11-30-02)
Low: 1 - vs. Ole Miss (1-18-03)
 3 - vs. Arizona (12-21-02)
 3 - vs. New Orleans (12-30-02)
 3 - at Arkansas (1-22-03)

3 PT Field Goal Attempts

High: 27 - at Tennessee (3-01-03)
 27 - vs. Florida (1-28-03)
 26 - vs. Purdue (3-24-03)
 26 - vs. Texas A&M (11-30-02)
Low: 10 - vs. Arkansas (2-22-03)
 11 - vs. Arizona (12-21-02)
 12 - vs. Texas A&MCC (12-14-02)
 12 - vs. Mississippi St. (1-11-03)

3 PT Field Goal Percentage

High: .667 (10-15) - vs. Vanderbilt (2-12-03)
 .640 (16-25) - vs. Auburn (2-26-03)
 .630 (17-27) - at Tennessee (3-01-03)
Low: .077 (1-13) - vs. Ole Miss (1-18-03)
 .167 (3-18) - vs. New Orleans (12-30-02)
 .185 (5-27) - vs. Florida (1-28-03)

Free Throws Made

High: 23 - vs. Arkansas (3-13-03)
 23 - at Ole Miss (3-05-03)
 21 - vs. Arkansas (2-22-03)
 21 - vs. McNeese State (12-07-02)
Low: 3 - vs. Alabama (3-8-03)
 4 - at Mississippi State (1-25-03)
 4 - vs. Florida (1-28-03)
 4 - at Auburn (2-08-03)

Free Throw Attempts

High: 37 - vs. Arkansas (3-13-03)
 36 - at Ole Miss (3-05-03)
 31 - at Arkansas (1-22-03)
Low: 7 - vs. Tulane (12-28-02)
 8 - vs. Alabama (3-8-03)
 9 - at Miss. State (1-25-03)
 9 - vs. Miss. State (3-15-03)

Free Throw Percentage

High: 1.000 (7-7) - vs. Tulane (12-28-02)
 .857 (12-14) - vs. Delaware State (12-03-02)
 .840 (21-25) - vs. Arkansas (2-22-03)
Low: .375 (3-8) - vs. Alabama (3-8-03)
 .400 (4-10) - vs. Florida (1-28-03)
 .400 (4-10) - at Auburn (2-08-03)

Rebounds

High: 52 - vs. Nicholls State (11-22-02)
 48 - vs. Prairie View (12-17-02)
 44 - vs. Arizona (12-21-02)
Low: 22 - at Arkansas (1-22-03)
 24 - at Tennessee (3-01-03)
 25 - at Georgia (1-05-03)

Assists

High: 30 - vs. Texas A&M CC (12-14-02)
 27 - at Tennessee (3-01-03)
 27 - vs. Centenary (1-15-03)
Low: 5 - vs. Ole Miss (1-18-03)
 6 - at Arkansas (1-22-03)
 7 - vs. Purdue (3-24-03)

Steals

High: 14 - vs. Houston (1-08-03)
 13 - at Arkansas (1-22-03)
 13 - vs. Texas A&M CC (12-14-02)
 13 - vs. Nicholls State (11-22-02)
Low: 4 - at Alabama (2-01-03)
 4 - at Ole Miss (3-05-03)
 4 - vs. Arkansas (3-13-03)

Blocked Shots

High: 9 - vs. Nicholls State (11-22-02)
 8 - vs. Mississippi St. (3-15-03)
 8 - vs. Alabama (3-08-03)
Low: 1 - vs. New Orleans (12-30-02)
 1 - at Alabama (2-01-03)
 2 - at Arkansas (1-22-03)

Game-by-Game Team Statistics

INTRO
 THIS IS LSU
 PLAYERS
 COACHES
 REVIEW
 PREVIEW
 RECORDS
 HISTORY
 LSU
 MEDIA

OPPONENT	1ST		2ND		MAR	FG	PCT.	3FG	PCT.	FT	PCT.	REB.	MAR	AST.	TO	BLKS	STLS.	FOULS	
	HALF	HALF	SCORE	SCORE															
Southern	27	32	59			25-61	.410	2-15	.133	7-17	.412	32		11	16	4	12	30	
LSU (W, 1-0)	32	38	70	+11		22-42	.524	2-8	.250	24-40	.600	39	+7	11	21	4	8	18	
McNeese State	32	45	77			27-75	.360	10-22	.455	13-15	.867	29		14	10	2	13	31	
LSU (W, 2-0)	41	46	87	+10		28-52	.538	5-12	.417	24-47	.553	55	+26	15	21	10	5	17	
Troy State	32	37	69			24-57	.421	12-29	.414	9-12	.750	28		11	12	3	4	15	
LSU (W, 3-0)	31	47	78	+9		26-53	.491	10-19	.526	16-23	.696	35	+7	16	13	5	6	16	
La. Monroe	24	41	65			24-66	.364	5-11	.455	12-20	.600	34		10	18	2	11	21	
LSU (W, 4-0)	43	53	96	+31		35-54	.648	7-11	.636	19-27	.704	36	+2	21	17	7	12	20	
Utah	19	32	51			16-46	.348	2-9	.222	17-20	.850	30		8	14	3	6	20	
LSU (W, 5-0)	30	35	65	+14		26-60	.433	3-12	.250	10-19	.526	42	+12	8	9	5	8	19	
Southern Miss	24	26	50			16-56	.285	2-11	.182	16-19	.842	45		8	16	1	5	15	
LSU (W, 6-0)	30	35	65	+15		28-65	.431	2-23	.087	7-14	.500	38	-7	14	11	2	10	17	
Tulane	20	28	48			21-61	.344	5-17	.294	1-11	.091	43		8	17	3	6	17	
LSU (W, 7-0)	32	35	67	+19		24-59	.407	5-14	.357	14-21	.667	42	-1	15	10	6	9	14	
UAB	34	28	62			23-59	.390	4-15	.267	12-20	.600	28		14	11	5	9	24	
LSU (W, 8-0)	44	34	78	+16		26-61	.426	3-16	.188	23-27	.852	49	+21	16	16	0	5	18	
LSU (L, 8-1)	24	28	52	-8		17-48	.354	4-18	.222	14-23	.609	37	+1	9	15	6	6	15	
Houston	34	26	60			23-55	.418	5-12	.417	9-15	.600	36		9	13	5	5	20	
LSU (W, 9-1)	31	35	66	+3		22-41	.537	4-10	.400	18-31	.581	32	+13	12	15	1	6	18	
Centenary	34	29	63			23-48	.479	1-8	.125	16-20	.800	19		11	11	3	12	21	
LSU (W, 10-1, 1-0)	35	31	66	+11		21-51	.412	5-14	.357	19-26	.731	42	+1	7	14	2	8	16	
Arkansas	23	32	55			22-67	.328	9-27	.333	2-10	.200	41		10	13	7	3	17	
Alabama	29	37	66			28-58	.483	4-12	.333	6-9	.667	34		9	13	4	7	24	
LSU (W, 11-1, 2-0)	30	40	70	+4		19-47	.404	9-22	.409	23-36	.639	32	-2	10	12	9	5	15	
LSU (W, 12-1)	29	39	68	+8		26-51	.510	5-14	.357	11-18	.611	38	+2	11	15	6	5	13	
New Orleans	25	35	60			23-62	.371	8-13	.615	6-13	.462	36		10	11	1	7	19	
Miss. State	27	37	64			22-55	.400	6-12	.500	14-20	.700	33		11	12	2	9	15	
LSU (L, 12-2, 2-1)	15	39	54	-10		22-48	.458	5-18	.278	5-10	.500	33	---	10	19	3	6	17	
LSU (L, 12-3, 2-2)	26	23	49	-4		16-44	.364	5-19	.263	12-20	.600	37	+5	10	15	4	4	11	
Ole Miss	32	21	53			21-56	.375	3-16	.188	8-13	.615	32		10	7	1	7	20	
LSU (L, 12-4, 2-3)	26	29	55	-6		18-46	.391	4-19	.211	15-22	.682	40	+11	8	23	3	6	24	
South Carolina	29	32	61			21-55	.382	1-23	.043	18-29	.621	29		12	9	2	14	22	
Georgia	23	36	59			23-59	.390	1-14	.071	12-16	.750	28		8	9	2	7	21	
LSU (W, 13-4, 3-3)	26	37	63	+4		21-39	.538	5-11	.455	16-26	.615	34	+6	14	18	2	7	20	
LSU (W, 14-4, 4-3)	28	32	60	+6		16-49	.327	4-15	.267	24-26	.923	40	+9	8	15	5	4	16	
Alabama	22	32	54			21-55	.382	6-21	.286	6-11	.545	31		9	16	3	5	20	
Tennessee	34	33	67			26-62	.419	8-17	.471	7-11	.636	28		13	11	2	7	21	
LSU (W, 15-4, 5-3)	38	46	84	+17		29-48	.604	10-18	.556	16-24	.667	34	+6	19	14	5	6	14	
Arkansas	32	20	52			19-55	.345	7-23	.304	7-13	.538	34		10	13	2	4	24	
LSU (W, 16-4, 6-3)	35	30	65	+13		22-48	.458	3-9	.333	18-31	.581	41	+7	12	12	4	6	15	
LSU (W, 17-4, 7-3)	32	41	73	+3		23-45	.511	7-20	.350	20-28	.714	30	+2	14	10	6	2	13	
Florida	33	37	70			28-63	.444	9-21	.429	5-8	.625	28		15	7	0	7	19	
Auburn	33	47	80			30-54	.556	6-14	.429	14-17	.824	37		15	14	3	8	14	
LSU (L, 17-5, 7-4)	33	35	68	-12		25-65	.385	8-24	.333	10-12	.833	29	-8	13	12	4	7	17	
LSU (L, 17-6, 7-5)	28	26	54	-20		17-54	.315	9-22	.409	11-15	.733	36	+1	8	13	1	4	8	
Vanderbilt	22	52	74			27-59	.458	11-23	.478	9-11	.818	35		18	6	5	8	8	
LSU (L, 17-7, 7-6)	30	28	58	-26		19-54	.352	9-24	.375	11-19	.579	26	-16	7	14	3	7	16	
Miss. State	46	38	84			32-57	.561	7-16	.438	13-19	.684	42		17	15	4	5	15	
Kentucky	33	37	70			24-51	.471	6-16	.375	16-21	.762	30		12	10	1	4	18	
LSU (L, 17-8, 7-7)	29	35	64	-6		20-46	.435	7-23	.304	17-17	1.000	27	-3	15	13	6	4	18	
Ole Miss	21	24	45			18-46	.391	5-14	.385	4-7	.571	30		8	18	1	5	22	
LSU (W, 18-8, 8-7)	10	48	58	+13		22-49	.449	3-11	.273	11-23	.478	32	+2	9	12	7	5	11	
LSU (L, 18-9, 8-8)	39	27	66	-12		24-63	.381	10-28	.357	8-13	.615	43	---	14	19	1	5	17	
Auburn	42	36	78			31-68	.456	9-21	.429	7-16	.438	43		16	12	3	13	14	
SEC Tournament - Atlanta, Ga.																			
South Carolina	39	46	85			34-58	.586	12-21	.571	5-10	.500	35		18	10	2	6	17	
LSU (L, 18-10)	40	24	64	-21		22-50	.440	8-25	.320	12-22	.545	26	-9	12	9	2	4	9	
NIT - Norman, Okla.																			
LSU (L, 18-11)	22	39	61	-9		20-55	.364	7-21	.333	14-18	.778	40	+10	8	19	3	6	18	
Oklahoma	30	40	70			23-51	.451	6-19	.316	18-23	.783	30		10	14	6	7	16	

Starting Lineups

Southern (H-W)

F - Regis Koundjia
 F - Brandon Bass
 F - Darnell Lazare
 G - Xavier Whipple
 G - Antonio Hudson

McNeese State (H-W)

F - Regis Koundjia
 F - Jaime Lloreda
 F - Brandon Bass
 G - Darrel Mitchell
 G - Tack Minor

Troy State (H-W)

F - Regis Koundjia
 F - Jaime Lloreda
 F - Brandon Bass
 G - Antonio Hudson
 G - Xavier Whipple

Louisiana Monroe (H-W)

F - Regis Koundjia
 F - Jaime Lloreda
 F - Brandon Bass
 G - Antonio Hudson
 G - Xavier Whipple

Utah (H-W)

F - Regis Koundjia
 F - Jaime Lloreda
 F - Brandon Bass
 G - Antonio Hudson
 G - Xavier Whipple

Southern Miss (H-W)

F - Regis Koundjia
 F - Jaime Lloreda
 F - Brandon Bass
 G - Antonio Hudson
 G - Xavier Whipple

Tulane (H-W)

F - Regis Koundjia
 F - Jaime Lloreda
 F - Brandon Bass
 G - Darrel Mitchell
 G - Xavier Whipple

Alabama-Birmingham (N-W)

F - Regis Koundjia
 F - Jaime Lloreda
 F - Brandon Bass
 G - Darrel Mitchell
 G - Xavier Whipple

Houston (A-L)

F - Regis Koundjia
 F - Jaime Lloreda
 F - Brandon Bass
 G - Darrel Mitchell
 G - Xavier Whipple

Centenary (N-W)

F - Brandon Bass
 F - Darnell Lazare
 G - Antonio Hudson
 G - Darrel Mitchell
 G - Tack Minor

Arkansas (A-W)

F - Regis Koundjia
 F - Jaime Lloreda
 F - Brandon Bass
 G - Antonio Hudson
 G - Xavier Whipple

Alabama (H-W)

F - Regis Koundjia
 F - Jaime Lloreda
 F - Brandon Bass
 G - Antonio Hudson
 G - Xavier Whipple

New Orleans (A-W)

F - Regis Koundjia
 F - Jaime Lloreda
 F - Brandon Bass
 G - Antonio Hudson
 G - Xavier Whipple

Mississippi State (H-L)

F - Regis Koundjia
 F - Brandon Bass
 F - Jaime Lloreda
 G - Antonio Hudson
 G - Xavier Whipple

Ole Miss (A-L)

F - Regis Koundjia
 F - Jaime Lloreda
 F - Brandon Bass
 G - Antonio Hudson
 G - Xavier Whipple

South Carolina (A-L)

F - Regis Koundjia
 F - Jaime Lloreda
 F - Brandon Bass
 G - Antonio Hudson
 G - Xavier Whipple

Georgia (H-W)

F - Regis Koundjia
 F - Jaime Lloreda
 F - Brandon Bass
 G - Antonio Hudson
 G - Xavier Whipple

Alabama (A-W)

F - Regis Koundjia
 F - Jaime Lloreda
 F - Brandon Bass
 G - Darrel Mitchell
 G - Xavier Whipple

Tennessee (H-W)

F - Regis Koundjia
 F - Jaime Lloreda
 F - Brandon Bass
 G - Darrel Mitchell
 G - Xavier Whipple

Arkansas (H-W)

F - Regis Koundjia
 F - Jaime Lloreda
 F - Brandon Bass
 G - Darrel Mitchell
 G - Xavier Whipple

Florida (A-W)

F - Regis Koundjia
 F - Jaime Lloreda
 F - Brandon Bass
 G - Darrel Mitchell
 G - Xavier Whipple

Auburn (H-L)

F - Jaime Lloreda
 F - Brandon Bass
 G - Darrel Mitchell
 G - Antonio Hudson
 G - Xavier Whipple

Vanderbilt (A-L)

F - Brandon Bass
 F - Darnell Lazare
 G - Darrel Mitchell
 G - Antonio Hudson
 G - Xavier Whipple

Mississippi State (A-L)

F - Jaime Lloreda
 F - Brandon Bass
 G - Darrel Mitchell
 G - Antonio Hudson
 G - Xavier Whipple

Kentucky (H-L)

F - Brandon Bass
 F - Darnell Lazare
 G - Darrel Mitchell
 G - Antonio Hudson
 G - Xavier Whipple

Ole Miss (H-W)

F - Brandon Bass
 F - Darnell Lazare
 G - Darrel Mitchell
 G - Antonio Hudson
 G - Charlie Thompson

Auburn (A-L)

F - Brandon Bass
 F - Darnell Lazare
 G - Darrel Mitchell
 G - Antonio Hudson
 G - Xavier Whipple

South Carolina (SECT-L)

F - Brandon Bass
 F - Darnell Lazare
 G - Darrel Mitchell
 G - Antonio Hudson
 G - Xavier Whipple

Oklahoma (NIT-L)

F - Brandon Bass
 F - Darnell Lazare
 G - Darrel Mitchell
 G - Antonio Hudson
 G - Xavier Whipple

LINEUP RECORDS

I-0

F - Regis Koundjia
 F - Brandon Bass
 F - Darnell Lazare
 G - Antonio Hudson
 G - Xavier Whipple

I-0

F - Regis Koundjia
 F - Jaime Lloreda
 F - Brandon Bass
 G - Darrel Mitchell
 G - Tack Minor

I-0

F - Brandon Bass
 F - Darnell Lazare
 G - Antonio Hudson
 G - Darrel Mitchell
 G - Tack Minor

I-0

F - Brandon Bass
 F - Darnell Lazare
 F - Darrel Mitchell
 G - Antonio Hudson
 G - Charlie Thompson

6-1

F - Regis Koundjia
 F - Jaime Lloreda
 F - Brandon Bass
 G - Darrel Mitchell
 G - Xavier Whipple

8-3

F - Regis Koundjia
 F - Jaime Lloreda
 F - Brandon Bass
 G - Antonio Hudson
 G - Xavier Whipple

0-2

F - Jaime Lloreda
 F - Brandon Bass
 G - Darrel Mitchell
 G - Antonio Hudson
 G - Xavier Whipple

0-5

F - Brandon Bass
 F - Darnell Lazare
 G - Darrel Mitchell
 G - Antonio Hudson
 G - Xavier Whipple



SENIOR SEASON (2003-04)

Left the Tiger team on his own decision in the final weeks of the season after declaring himself unable to play because of nagging injuries ... When healthy, one of the top players in the SEC ... Finished as the second leading rebounder in the nation at 11.6 rebounds per game ... Led the SEC in rebounds by 1.5 boards in all games ... Sixth in the SEC in scoring ... Became the 33rd player in LSU history to pull down 500 rebounds in a career ... Third in the league, 20th in the country in field goal percentage at 58.1 percent ... 21 double figure scoring games, 15 double figure rebound games, 14 double-doubles and 11 games shooting better than 60 percent from the field ... First player to average double figure rebounds at LSU since 1993 ... 23 double doubles in career ... Finished career as fifth at LSU in shot blocked (89) and sixth in field goal percentage (57.1 percent).

**J A I M E
Lloreda**

6-9 • 245 • Forward
Colon, Panama



2004 AP First Team All-SEC

2004 Coaches Second Team All-SEC

2004 NABC All-District 8 First Team

2003 NABC All-District 8 Second Team

2003 LSWA Newcomer of the Year

LLOREDA'S CAREER TOTALS

YEAR	G/GS	MIN.	FG/FGA	FG%	FG/FGA	FG%	FT/FTA	FT%	REB-AVG	PF/D	AST	TO	BLK	STL	PTS-AVG
2002-03	30-29	875	144-256	.563	0-1	.000	82-148	.554	269-9.0	24-0	34	68	61	27	370-12.3
2003-04	22-21	759	140-241	.581	0-4	.000	92-170	.541	256-11.6	61-0	31	74	28	12	372-16.9
Totals	52-50	1634	284-497	.571	0-5	.000	174-318	.547	825-10.1	145-0	65	142	89	39	742-14.3



SENIOR SEASON (2003-04)

Played in nine games, averaging 4.3 minutes per game ... Played nine minutes versus Southern (11-21) and a season best 14 minutes against Tulane (12-23) ... Scored three points against Southern (11-21) and two points against Arkansas (2-7) ... Earned his second career start on Senior Night in his final home basketball game against Ole Miss (3-3) ... 3-for-3 from the free throw line ... Played in 91 games, 60 the first two years when he was the primary backup point guard for Torris Bright.

**C H A R L I E
Thompson**

6-1 • 190 • Guard
Lake Charles, La.



2004 SEC Academic Honor Roll

2003 SEC Academic Honor Roll

THOMPSON'S CAREER TOTALS

YEAR	G/GS	MIN.	FG/FGA	FG%	FG/FGA	FG%	FT/FTA	FT%	REB-AVG	PF/D	AST	TO	BLK	STL	PTS-AVG
2000-01	29-1	306	13-29	.448	6-13	.462	8-11	.727	18-0.6	22-0	28	22	0	1	40-1.4
2001-02	31-0	346	9-25	.360	7-17	.412	22-24	.917	18-0.6	24-0	38	27	0	13	47-1.5
2002-03	22-0	144	5-9	.556	1-4	.250	1-2	.500	11-0.5	11-0	17	16	0	2	12-0.5
2003-04	9-1	39	1-7	.143	0-4	.000	3-3	1.000	3-0.3	3-0	2	3	0	1	5-0.6
Totals	91-2	835	28-70	.400	14-38	.338	34-40	.850	50-0.5	57-0	85	68	0	17	104-1.1

2003-04 NCAA Statistics

Individual Statistics

Points Per Game	G	FGM	3FG	FT	Pts	PPG
Keydren Clark, St. Peter's	29	233	112	197	775	26.7
Kevin Martin, Western Caro.	27	208	51	206	673	24.9
David Hawkins, Temple	29	224	84	177	709	24.4
Taylor Coppernath, Vermont	24	203	14	159	579	24.1
Luis Flores, Manhattan	31	234	68	208	744	24.0
Michael Watson, UMKC	29	225	96	134	680	23.4
Mike Helms, Oakland	30	224	79	168	695	23.2
Odell Bradley, IUPUI	29	235	31	170	671	23.1
Ike Diogu, Arizona St.	27	179	14	243	615	22.8
Derrick Tarver, Akron	27	196	47	173	612	22.7

Rebounds Per Game	G	Rob.	RPG
Paul Milsap, Louisiana Tech	30	374	12.5
Jaime Lloreda, LSU	22	256	11.6
Emeka Okafor, Connecticut	36	415	11.5
Nate Lofton, Southeastern La.	29	315	10.9
Nigel Wyatt, Wagner	28	292	10.4
Charles Gaines, S. Miss.	28	290	10.4
Nigel Dixon, Western Ky.	28	287	10.3
Cuthbert Victor, Murray St.	34	347	10.2
Ordarty Blankson, UNLV	31	315	10.2
Kris Humphries, Minnesota	29	293	10.1

Blocked Shots Per Game	G	Bks	BPG
Anwar Ferguson, Houston	27	111	4.1
Emeka Okafor, Connecticut	36	147	4.1
D'or Fischer, West Virginia	31	124	4.0
Gerrick Morris, South Fla.	27	108	4.0
Nick Billings, Binghamton	30	105	3.5
Moussa Badiane, E. Carolina	27	90	3.3
Marcus Douthit, Providence	29	92	3.2
Herve Lamizana, Rutgers	33	102	3.1
Shelden Williams, Duke	37	111	3.0
Haminn Quaintance, Jville	28	84	3.0
Shawnson Johnson, N. Texas	23	69	3.0

Steals Per Game	G	Stls	SPG
Marques Green, St. Bon.	27	107	4.0
Obie Trotter, Alabama A&M	29	88	3.0
Chakowby Hicks, Norfolk St.	29	86	3.0
Zakee Wodood, East Tenn. St.	33	92	2.8
Jameer Nelson, St. Joseph's	32	89	2.8
Louis Ford, Howard	28	77	2.8
Jamon Gordon, Virginia Tech	24	66	2.8
Chris Paul, Wake Forest	31	84	2.7
David Hawkins, temple	29	78	2.7
Tory Cavalieri, St. Francis (NY)	28	75	2.7

Assists Per Game	G	Asts.	APG
Greg Davis, Troy St.	31	256	8.3
Martell Bailey, Ill.-Chicago	32	250	7.8
Aaron Miles, Kansas	33	242	7.3
Andres Rodriguez, American	30	215	7.3
Raymond Felton, N. Carolina	30	212	7.1
Maurice Searight, Grambling	28	195	7.0
Blake Stepp, Gonzaga	31	207	6.7
Jerel Blessingame, UNLV	31	205	6.6
Walker Russell, Jville St.	28	182	6.5
Mike McGrain, San Diego	26	169	6.5

Field Goal Percentage	G	FGM	FGA	FG%
Nigel Dixon, Western Ky.	28	179	268	67.8
Sean Finn, Dayton	33	175	264	66.3
Adam Mark, Belmont	30	233	352	66.2
David Harrison, Colorado	29	186	295	63.1
Cuthbert Victor, Murray St.	34	190	302	62.9
Jon Bentley, Eastern Ky.	29	154	245	62.9
Michael Harris, Rice	33	217	360	60.3
Dominick Martin, Yale	27	138	229	60.3
Emeka Okafor, Connecticut	36	261	436	59.9
Jai Lewis, George Mason	33	187	313	59.7

Free Throw Percentage	G	FT	FTA	FT%
Blake Ahearn, Southwest Mo.	33	117	120	97.5
J. J. Redick, Duke	37	143	150	95.3
Jake Sullivan, Iowa St.	33	83	89	93.3
Steve Drabyn, Belmont	30	96	105	91.4
Chris Hernandez, Stanford	30	96	105	91.4
Scooter McFadgon, UT	28	134	147	91.2
Terry Williams, Ga. Southern	29	81	90	90.0
Delonte West, St. Joseph's	32	124	139	89.2
Antoine Jordan, Siena	25	63	71	88.7
Leon Pattman, Dartmouth	26	70	79	88.6

Three-Point FG Percentage	G	3FG	3GA	3FG%
Brad Lechtenberg, San Diego	23	71	139	51.1
James Odoms, Mercer	23	59	121	48.8
Tyson Dorsey, Samford	28	74	152	48.7
Antonio Burks, S. F. Austin	30	78	164	47.6
Trey Guidry, Illinois St.	29	86	187	46.0
Pat Carroll, St. Joseph's	32	81	177	45.8
Dewarick Spencer, Ark. St.	28	86	188	45.7
Aaron Thomas, Robert Morris	29	78	171	45.6
Tim Begley, Pennsylvania	27	83	182	45.6
Chris Hill, Michigan St.	30	84	185	45.4

Three-Point FG Per Game	G	3FG	3PG
Terrance Woods, Florida A&M	31	140	4.5
Keydren Clark, St. Peters	29	112	3.9
Marques Green, St. Bon.	27	98	3.6
Ken Tutt, Oral Roberts	28	101	3.6
Erik Benzel, Denver	27	97	3.6
Akeem Clark, IUPUI	32	109	3.4
Gerry McNamara, Syracuse	31	105	3.4
Ed McCants, Wis.-Milwaukee	31	104	3.4
Brendan Falvich, Charlotte	29	97	3.3
Tim Pickett, Florida St.	33	110	3.3

Team Statistics

Scoring Offense	GM	W-L	PTS	PPG
Arizona	30	20-10	2614	87.1
Troy State	36	24-7	2624	84.6
Wake Forest	31	21-10	2590	83.5
North Carolina	30	19-11	2464	82.1
Chattanooga	30	19-11	2463	82.1
Washington	31	19-12	2543	82.0
Gonzaga	31	28-3	2536	81.8
Niagara	32	22-10	2611	81.6
Oral Roberts	28	17-11	2265	80.9
Ga. Southern	29	21-8	2337	80.6

Scoring Defense	GM	W-L	PTS	PPG
Air Force	29	22-7	1475	50.9
Pittsburgh	36	31-5	2031	56.4
Princeton	28	20-8	1591	56.8
Wisconsin	32	25-7	1823	57.0
Utah	33	24-9	1893	57.4
Utah St.	29	25-4	1684	58.1
Holy Cross	28	13-15	1641	58.6
Richmond	33	20-13	1964	59.5
Boston U.	29	23-6	1726	59.5
Detroit	30	19-11	1787	59.6
UNC Wilmington	30	15-15	1787	59.6

Scoring Margin	GM	PTS	OPPG	MAR
Gonzaga	31	81.8	66.2	15.6
St. Joseph's	32	77.4	62.3	15.1
Connecticut	39	78.8	63.9	14.9
Duke	37	79.8	65.0	14.8
Oklahoma State	35	77.1	62.5	14.6
Stanford	32	73.6	60.5	13.1
Cincinnati	32	76.7	64.3	12.5
Western Michigan	31	78.5	66.1	12.4
Troy State	31	84.6	72.7	12.0
Louisville	30	73.2	61.5	11.6

Field Goal Percentage	GM	FGM	FGA	FG%
Oklahoma State	35	1002	1953	51.3
Gonzaga	31	899	1765	50.9
Utah State	29	711	1397	50.9
Murray State	34	994	2009	49.5
Michigan State	30	748	1519	49.2
Chattanooga	30	861	1751	49.2
Samford	28	644	1318	48.9
BYU	30	764	1571	48.6
Arizona	30	942	1938	48.6
Lafayette	28	731	1513	48.3

FG Percentage Defense	GM	OFGM	OFGA	Pct.
Connecticut	39	924	2502	36.9
Louisville	30	638	1672	38.2
Gonzaga	31	725	1890	38.4
Stanford	32	671	1745	38.5
Pittsburgh	36	765	1984	38.6
Georgia Tech	38	865	2228	38.8
Mississippi Valley	29	588	1509	39.0
Kansas	33	766	1959	39.1
Maine	30	680	1730	39.3
East Carolina	27	601	1526	39.4

Free Throw Percentage	GM	FTM	FTA	Pct.
North Carolina State	31	481	602	79.9
Arizona	30	511	650	78.6
Bowling Green	31	551	711	77.5
Michigan State	30	452	586	77.1
Butler	30	335	439	76.3
Manhattan	31	607	798	76.1
Oral Roberts	28	492	647	76.0
Robert Morris	29	384	509	75.4
UTEP	32	614	817	75.2
Stanford	32	489	651	75.1

Rebound Margin	GM	RPG	ORPG	Mar
Connecticut	39	44.7	34.9	9.7
Gonzaga	31	39.7	31.5	8.2
Miss. State	30	41.0	33.1	8.0
Rhode Island	34	40.6	33.1	7.5
Utah	33	34.5	27.2	7.4
Western Ky.	28	38.8	31.6	7.2
Louisiana Tech	30	39.3	32.3	7.0
Dayton	33	38.4	31.4	6.9
Texas A&MCC	26	37.3	30.4	6.9
Stanford	32	36.8	30.1	6.8

Three-Point FG Percentage	GM	3FG	3FGA	Pct.
Birmingham Southern	27	243	565	43.0
Southern Utah	28	178	420	42.4
San Diego	30	209	514	40.7
St. Joseph's	32	313	775	40.4
Connecticut	39	249	619	40.2
Marquette	31	231	575	40.2
Utah State	29	168	419	40.1
Michigan State	30	190	474	40.1
Lafayette	28	221	553	40.0
Pennsylvania	27	236	594	39.7

Three-Point FG Per Game	GM	3FG	3PG
Troy State	31	364	11.7
St. Joseph's	32	313	9.8
Belmont	30	293	9.8
Samford	28	264	9.4
St. Francis (N.Y.)	28	258	9.2
Oregon	31	280	9.0
Birmingham So.	27	243	9.0
Florida State	33	296	9.0
St. Peter's	29	259	8.9
Pennsylvania	27	236	8.7

Won-Lost Percentage	W-L	Pct.
St. Joseph's	30-2	93.8
Stanford	30-2	93.8
Gonzaga	28-3	90.3
Oklahoma St.	31-4	88.6
Mississippi St.	26-4	86.7
Utah St.	25-4	86.2
Pittsburgh	31-5	86.1
Connecticut	33-6	84.6
Kentucky	27-5	84.4
Western Michigan	26-5	83.9

Blocked Shots Per Game	GM	Bks	BPG
Connecticut	39	315	8.1
Maryland	32	215	6.7
Syracuse	31	205	6.6
Duke	37	240	6.5
Jacksonville	28	169	6.0
Colorado	29	174	6.0
Rutgers	33	196	5.9
East Tenn. State	33	192	5.8
West Virginia	31	176	5.7
Houston	27	151	5.6

Steals Per Game	GM	STL	SPG
UAB	32	371	11.6
East Tenn. State	33	382	11.6
Drake	28	321	11.5
Troy St.	31	354	11.4
Ga. Southern	29	327	11.3
Appalachian State	30	324	10.8
Holy Cross	28	300	10.7
Mississippi Valley	29	302	10.4
Virginia Tech	29	298	10.3
Georgetown	28	283	10.1

Assists Per Game	GM	AST	APG
Sam Houston St.	28	530	18.9
Murray St.	334	636	18.7
Arizona	30	560	18.7
Gonzaga	31	556	17.9
North Carolina	30	538	17.9
Chattanooga	30	535	17.8
Troy St.	31	547	17.6
UAB	32	564	17.6
Georgia Southern	29	508	17.5
Connecticut	39	681	17.5

2003-04 Final SEC Standings

WESTERN DIVISION	SEC	PCT.	OVERALL	PCT.
Mississippi State*#	14-2	.875	26-4	.867
LSU	8-8	.500	18-11	.620
Alabama	8-8	.500	20-13	.606
Auburn	5-11	.313	14-14	.500
Ole Miss	5-11	.313	13-15	.464
Arkansas	4-12	.250	12-16	.429
EASTERN DIVISION	SEC	PCT.	OVERALL	PCT.
Kentucky^!	13-3	.813	27-5	.844
Florida	9-7	.563	20-11	.645
South Carolina	8-8	.500	23-11	.676
Vanderbilt	8-8	.500	23-10	.697
Georgia	7-9	.438	16-14	.533
Tennessee	7-9	.438	15-14	.517

*SEC Champion
^#Division Champions
!Tournament champions

SEC Players of the Week

Nov. 14-23	Lawrence Roberts, Miss. State
Nov. 24-30	Matt Walsh, Florida
Dec. 1-7	Earnest Shelton, Alabama
Dec. 8-14	Gerald Fitch, Kentucky
Dec. 15-21	Kennedy Winston, Alabama
Dec. 22-28	Jaime Lloreda, LSU
Dec. 29-Jan. 4	Jonas Hayes, Georgia
Jan. 4-11	David Lee, Florida
Jan. 11-18	Rashad Wright, Georgia
Jan. 19-25	Justin Reed, Ole Miss
Jan. 26-Feb. 1	Matt Freije, Vanderbilt
Feb. 2-8	Erik Daniels, Kentucky
Feb. 9-15	Lawrence Roberts, Miss. State
Feb. 16-22	Kennedy Winston, Alabama
	Matt Freije, Vanderbilt
Feb. 23-29	Kennedy Winston, Alabama
March 1-7	Timmy Bowers, Miss. State

2003-04 Attendance Figures

TEAM	GMS	TOTAL	AVG	LARGEST CROWD/OPP.
Kentucky	13	295,227	22,710	24,328/Louisville
Arkansas	16	236,676	14,792	19,042/Miss. St.
Tennessee	17	228,248	13,426	17,990/Kentucky
South Carolina	17	204,760	12,045	18,000/Kentucky
Vanderbilt	17	192,301	11,312	14,168/3 times
Florida	15	165,705	11,047	12,498/Tenn.
Alabama	15	145,252	9,683	15,316/twice
LSU	15	140,321	9,355	12,796/Auburn
Georgia	16	137,902	8,619	10,523/3 times
Mississippi St.	14	111,940	7,996	10,735/Ole Miss
Auburn	17	114,726	6,749	10,500/twice
Mississippi	17	61,858	3,639	9,010/Miss. St.

POSTSEASON TOURNAMENTS

Post Season Results

*2004 SEC Tournament
Atlanta, Ga. -- Georgia Dome*

FIRST ROUND

Georgia 73, Auburn 59
South Carolina 91, Arkansas 81
Vanderbilt 70, Ole Miss 50
Alabama 84, Tennessee 49

QUARTERFINALS

Kentucky 69, Georgia 60
South Carolina 85, LSU 64
Vanderbilt 74, Mississippi St. 70 (ot)
Florida 75, Alabama 73 (ot)

SEMIFINALS

Kentucky 78, South Carolina 63
Florida 91, Vanderbilt 69

FINALS

Kentucky 89, Florida 73

NCAA Tournament Results

Phoenix Region

1st Round - Alabama 65, Southern Illinois 64
1st Round - Vanderbilt 71, Western Michigan 58
2nd Round - Alabama 70, Stanford 67
2nd Round - Vanderbilt 75, N. C. State 73
Regional Semis - Connecticut 73, Vanderbilt 53
Regional Semis - Alabama 80, Syracuse 73
Regional Finals -- Connecticut 87, Alabama 71

St. Louis Region

1st Round - Kentucky 96, Florida A&M 76
2nd Round - UAB 76, Kentucky 75

East Rutherford Region

1st Round - Manhattan 75, Florida 60
1st Round - Memphis 59, South Carolina 43

Atlanta Region

1st Round - Mississippi State 85, Monmouth 52
2nd Round - Xavier 89, Mississippi State 74

NIT Results

1st Round - George Mason 58, Tennessee 55
1st Round -- Oklahoma 70, LSU 61



2003-04 SEC Post Season Honors

INTRO
 THIS IS LSU
 PLAYERS
 COACHES
 REVIEW
 PREVIEW
 RECORDS
 HISTORY
 LSU
 MEDIA

Coaches All-SEC Team

FIRST TEAM

Kennedy Winston, Alabama
 Anthony Roberson, Florida
 Erik Daniels, Kentucky
 Gerald Fitch, Kentucky
 Justin Reed, Ole Miss
 Timmy Bowers, Miss. State
 Lawrence Roberts, Miss. State#
 Matt Freije, Vanderbilt#

SECOND TEAM

Jonathon Modica, Arkansas
 Marco Killingsworth, Auburn
 David Lee, Florida
 Matt Walsh, Florida
 Rashad Wright, Georgia
 Chuck Hayes, Kentucky
Jaime Lloreda, LSU
 Scooter McFadgon, Tennessee

SEC ALL-FRESHMAN TEAM

Jermareo Davidson, Alabama
 Ronnie Brewer, Arkansas
 Olu Famutimi, Arkansas
 Levi Stukes, Georgia
Brandon Bass, LSU
 Todd Abernethy, Ole Miss
 Gary Ervin, Mississippi State
 Renaldo Balkman, South Carolina

SEC COACH OF THE YEAR

Dave Odom, South Carolina

SEC PLAYER OF THE YEAR

Lawrence Roberts, Mississippi State

SEC SCHOLAR-ATHLETE OF THE YEAR

Shane Power, Mississippi State

SEC FRESHMAN OF THE YEAR

Brandon Bass, LSU

SEC SIXTH MAN OF THE YEAR

Scott Hundley, Vanderbilt

SEC DEFENSIVE PLAYER OF THE YEAR

Rashad Wright, Georgia

AP All-SEC Teams

FIRST TEAM

Anthony Roberson, Florida
Jaime Lloreda, LSU
 Justin Reed, Ole Miss
 Timmy Bowers, Mississippi State
 Lawrence Roberts, Miss. State
 Matt Freije, Vanderbilt

SECOND TEAM

Kennedy Winston, Alabama
 Matt Walsh, Florida
 Rashad Wright, Georgia
 Gerald Fitch, Kentucky
 Erik Daniels, Kentucky
 Scooter McFadgon, Tennessee

THIRD TEAM

Marco Killingsworth, Auburn
 David Lee, Florida
 Cliff Hawkins, Kentucky
 Chuck Hayes, Kentucky
 Carlos Powell, South Carolina

SEC COACH OF THE YEAR

Rick Stansbury, Mississippi State

SEC PLAYER OF THE YEAR

Lawrence Roberts, Mississippi State

SEC NEWCOMER OF THE YEAR

Lawrence Roberts, Mississippi State

SEC Academic Honor Roll

Antonie Pettway, Alabama
 Billy Pharis, Arkansas
 Lewis Monroe, Auburn
 Daniel Wicke, Auburn
 Seth Haimovitch, Florida
 David Lee, Florida
 Michael Bucklin, Georgia
 Jonathan McAuley, Georgia
 KKelenna Azubuikwe, Kentucky
 Josh Carrier, Kentucky
 Bernard Cote', Kentucky
 Ravi Moss, Kentucky
Charles Thompson, LSU
Paul Wolfert, LSU
 Michael Boler, Miss. State
 Wes Morgan, Miss. State
 Shane Power, Miss. State
 Michael Boynton, Jr., South Carolina
 John Chappell, South Carolina
 Sheldon Everett, South Carolina
 Jonathan Land, South Carolina
 Brandon Crump, Tennessee
 Fred Smithwick, Tennessee
 Jason Holwerda, Vanderbilt
 Russell Lakey, Vanderbilt
 Dawid Przybyszewski, Vanderbilt
 Martin Schnedlitz, Vanderbilt

SEC Freshman Academic Honor Roll

Preston Crawford, Arkansas
 Lee Humphrey, Florida
 Corey Gibbs, Georgia
 Stephen Newman, Georgia
 Robert Perry, Kentucky
 Sheray Thomas, Kentucky
Brandon Bass, LSU
Ross Neltner, LSU
 Todd Abernethy, Ole Miss
 Billy Begley, Mississippi State
 Piotr Stelmach, Mississippi State

SEC All-Tournament Team

Gerald Fitch, Kentucky--MVP
 Anthony Roberson, Florida
 Michael Boynton, South Carolina
 Chuck Hayes, Kentucky
 Kelenna Azubuikwe, Kentucky

NABC All-District Teams

DISTRICT 6

COACH OF THE YEAR
 Rick Stansbury, Mississippi State

FIRST TEAM

Anthony Roberts, Florida
 Justin Reed, Ole Miss
 Lawrence Roberts, Mississippi State

SECOND TEAM

Kennedy Winston, Alabama
 Marco Killingsworth, Auburn
 David Lee, Florida
 Timmy Bowers, Mississippi State

DISTRICT 7

FIRST TEAM

Erik Daniels, Kentucky
 Gerald Fitch, Kentucky
 Matt Freije, Vanderbilt

SECOND TEAM

Chuck Hayes, Kentucky
 Scooter McFadgon, Tennessee

DISTRICT 8

FIRST TEAM

Jaime Lloreda, LSU

SECOND TEAM

Brandon Bass, LSU

USBWA All-District Teams

DISTRICT 4

PLAYER OF THE YEAR

Lawrence Roberts, Mississippi State

COACH OF THE YEAR

Rick Stansbury, Mississippi State
 Anthony Roberson, Florida
 Rashad Wright, Georgia
 Erik Daniels, Kentucky
 Gerald Fitch, Kentucky
 Timmy Bowers, Mississippi State
 Lawrence Roberts, Mississippi State
 Matt Freije, Vanderbilt

DISTRICT 7

Jonathon Modica, Arkansas
Jaime Lloreda, LSU

SEC All-Americans

AP ALL-AMERICA

FIRST TEAM

Lawrence Roberts, Mississippi State

HONORABLE MENTION

Anthony Roberson, Florida
 Erik Daniels, Kentucky
 Gerald Fitch, Kentucky
Jaime Lloreda, LSU
 Matt Freije, Vanderbilt

BASKETBALL TIMES ALL-AMERICA

SECOND TEAM

Lawrence Roberts, Mississippi State

COLLEGEINSIDER.COM ALL-AMERICAN

Timmy Bowers, Mississippi State
 Lawrence Roberts, Mississippi State

HONORABLE MENTION

Jaime Lloreda, LSU
 Matt Freije, Vanderbilt
 Gerald Fitch, Kentucky

ESPN

SECOND TEAM

Lawrence Roberts, Mississippi State

FOXSPORTS.COM ALL-AMERICA

FIRST TEAM

Lawrence Roberts, Mississippi State

NABC ALL-AMERICA

FIRST TEAM

Lawrence Roberts, Mississippi State

THIRD TEAM

Matt Freije, Vanderbilt

THE SPORTING NEWS

SECOND TEAM

Lawrence Roberts, Mississippi State

THIRD TEAM

Matt Freije, Vanderbilt

USBWA ALL-AMERICAN

FIRST TEAM

Lawrence Roberts, Mississippi State

WOODEN ALL-AMERICA TEAM

Lawrence Roberts, Mississippi State

COLLEGEINSIDER.COM

ALL-FRESHMAN

Brandon Bass, LSU

FOXSPORTS.COM

FRESHMAN ALL-AMERICA

Brandon Bass, LSU

BASKETBALL TIMES ALL-SOUTH

Coach: Tubby Smith, Kentucky
 Anthony Roberson, Florida
 Matt Freije, Vanderbilt

SEC Team Statistics

Scoring Offense

TEAM	G	W-L	PTS.	AVG.
Mississippi State	30	26-4	2318	77.3
Florida	31	20-11	2369	76.4
Kentucky	32	27-5	2365	73.9
Vanderbilt	33	23-10	2414	73.2
Alabama	33	20-13	2380	72.1
Tennessee	29	15-14	2063	71.1
South Carolina	34	23-11	2383	70.1
Auburn	28	14-14	1960	70.0
Arkansas	28	12-16	1928	68.9
Georgia	30	16-14	1995	66.5
LSU	29	18-11	1924	66.3
Ole Miss	28	13-15	1770	63.2

Scoring Defense

TEAM	G	PTS.	AVG.
South Carolina	34	2130	62.6
Kentucky	32	2036	63.6
LSU	29	1851	63.8
Vanderbilt	33	2146	65.0
Ole Miss	28	1831	65.4
Auburn	28	1836	65.6
Georgia	30	1972	65.7
Mississippi State	30	1997	66.6
Alabama	33	2245	68.0
Arkansas	28	1921	68.6
Florida	31	2149	69.3
Tennessee	29	2057	70.9

Scoring Margin

TEAM	G	OFF	DEF	MARGIN
Mississippi State	30	77.3	66.6	+10.7
Kentucky	32	73.9	63.6	+10.3
Vanderbilt	33	73.2	65.0	+8.1
South Carolina	34	70.1	62.6	+7.4
Florida	31	76.4	69.3	+7.1
Auburn	28	70.0	65.6	+4.4
Alabama	33	72.1	68.0	+4.1
LSU	29	66.3	63.8	+2.5
Georgia	30	66.5	65.7	+0.8
Arkansas	28	68.9	68.6	+0.3
Tennessee	29	71.1	70.9	+0.2
Ole Miss	28	63.2	65.4	-2.2

Field Goal Percentages

TEAM	G	FG	FGA	PCT.
Florida	31	829	1719	.482
Kentucky	32	862	1828	.472
Mississippi State	30	822	1766	.465
Alabama	33	813	1802	.451
Vanderbilt	33	841	1873	.449
LSU	29	656	1487	.441
Tennessee	29	702	1592	.441
Auburn	28	700	1598	.438
Ole Miss	28	642	1476	.435
South Carolina	34	846	1948	.434
Georgia	30	664	1564	.425
Arkansas	28	678	1629	.416

Field Goal Pct. Defense

TEAM	G	FG	FGA	PCT.
South Carolina	34	752	1907	.394
Kentucky	32	704	1748	.403
Vanderbilt	33	745	1814	.411
Mississippi State	30	727	1769	.411
LSU	29	695	1675	.415
Florida	31	746	1797	.415
Alabama	33	780	1869	.417
Ole Miss	28	591	1368	.432
Auburn	28	663	1529	.434
Tennessee	29	735	1694	.434
Arkansas	28	664	1529	.434
Georgia	30	703	1557	.452

Free Throw Percentage

TEAM	G	FTM	FTA	PCT.
Florida	31	462	616	.750
Tennessee	29	499	688	.725
Vanderbilt	33	469	660	.711
Alabama	33	521	735	.709
Georgia	30	488	691	.706
Kentucky	32	437	627	.697
Arkansas	28	392	577	.679
South Carolina	34	465	690	.674
Mississippi State	30	476	717	.664
Auburn	28	375	566	.663
LSU	29	444	678	.655
Ole Miss	28	320	492	.650

3 PT Field Goal Percentage

TEAM	G	FG	FGA	PCT.
Alabama	33	233	616	.378
Florida	31	249	661	.377
Vanderbilt	33	263	716	.267
Kentucky	32	204	572	.357
Mississippi State	30	198	559	.354
Tennessee	29	160	461	.347
Georgia	30	179	524	.342
Auburn	28	185	543	.341
LSU	29	168	500	.336
Ole Miss	28	166	495	.335
South Carolina	34	226	691	.327
Arkansas	28	180	573	.314

3 PT Field Goal Pct. Defense

TEAM	G	FG	FGA	PCT.
South Carolina	34	201	689	.292
Florida	31	212	649	.327
Kentucky	32	204	622	.328
Georgia	30	180	542	.332
Arkansas	28	180	531	.339
Vanderbilt	33	236	682	.346
Tennessee	29	200	574	.348
LSU	29	172	491	.350
Mississippi State	30	214	599	.357
Alabama	33	245	682	.359
Ole Miss	28	165	456	.362
Auburn	28	195	534	.365

Rebounding Offense

TEAM	G	REB	AVG.
Mississippi State	30	1231	41.0
Auburn	28	1043	37.2
Tennessee	29	1067	36.8
LSU	29	1065	36.7
Kentucky	32	1160	36.2
South Carolina	34	1224	36.0
Florida	31	1081	34.9
Vanderbilt	33	1150	34.8
Alabama	33	1148	34.8
Arkansas	28	967	34.5
Georgia	30	1033	34.4
Ole Miss	28	849	30.3

Rebounding Defense

TEAM	G	REB.	AVG.
Kentucky	32	1005	31.4
Georgia	30	957	31.9
Auburn	28	916	32.7
Mississippi State	30	992	33.1
LSU	29	960	33.1
Ole Miss	28	934	33.4
Tennessee	29	978	33.7
Florida	31	1056	34.1
Alabama	33	1129	34.2
Vanderbilt	33	1133	34.3
Arkansas	28	1028	36.7
South Carolina	34	1257	37.0

Rebounding Margin

TEAM	G	T AVG.	O AVG.	MARGIN
Mississippi State	30	41.0	33.1	+8.0
Kentucky	32	36.2	31.4	+4.8
Auburn	28	37.2	32.7	+4.5
LSU	29	36.7	33.1	+3.6
Tennessee	29	36.8	33.7	+3.1
Georgia	30	34.4	31.9	+2.5
Florida	31	34.9	34.1	+0.8
Alabama	33	34.8	34.2	+0.6
Vanderbilt	33	34.8	34.3	+0.5
South Carolina	34	36.0	37.0	-1.0
Arkansas	28	34.5	36.7	-2.2
Ole Miss	28	30.3	33.4	-3.0

Assists

TEAM	G	ASST.	AVG
Vanderbilt	33	541	16.39
Florida	31	492	15.87
Kentucky	32	504	15.75
Auburn	28	427	15.25
Tennessee	29	434	14.97
South Carolina	34	499	14.68
Mississippi State	30	416	13.87
Ole Miss	28	374	13.36
Georgia	30	397	13.23
Arkansas	28	363	12.96
Alabama	33	395	11.97
LSU	29	346	11.93

Steals

TEAM	G	STLS.	AVG.
Mississippi State	30	280	9.33
South Carolina	34	300	8.82
Auburn	28	244	8.74
Georgia	30	242	8.07
Arkansas	28	220	7.86
Kentucky	32	249	7.78
Vanderbilt	33	248	7.52
Ole Miss	28	194	6.93
Alabama	33	213	6.45
Florida	31	200	6.45
LSU	29	176	6.07
Tennessee	29	173	5.97

Blocked Shots

TEAM	G	BLKS	AVG.
South Carolina	34	178	5.24
Auburn	28	134	4.79
Mississippi State	30	132	4.40
LSU	29	122	4.21
Arkansas	28	108	3.86
Kentucky	32	110	3.44
Vanderbilt	33	112	3.39
Alabama	33	111	3.36
Tennessee	29	96	3.31
Georgia	30	96	3.20
Florida	31	98	3.16
Ole Miss	28	60	2.14

Turnover Margin

TEAM	G	T AVG.	O AVG.	MARGIN
South Carolina	34	13.2	16.4	+3.18
Arkansas	28	13.8	16.5	+2.75
Vanderbilt	33	12.7	15.2	+2.45
Ole Miss	28	13.1	14.9	+1.71
Kentucky	32	14.6	15.9	+1.28
Mississippi State	30	15.3	16.3	+1.07
Auburn	28	16.0	16.4	+0.43
Alabama	33	12.8	13.2	+0.42
Georgia	30	15.2	15.4	+0.23
Florida	31	14.6	13.5	-1.19
Tennessee	29	15.0	13.2	-1.76
LSU	29	14.7	12.3	-2.34

SEC Individual Statistics

Scoring

NAME	G	FGM	3FG	FT	PTS	PPG
1. Justin Reed, UM	28	193	14	117	517	18.5
2. Matt Freije, VU	33	185	62	175	607	18.4
3. Anthony Roberson, UF	30	180	99	79	538	17.9
4. Scooter McFadgon, UT	28	147	65	134	493	17.6
5. Kennedy Winston, UA	33	193	48	128	562	17.0
6. Jaime Lloreda, LSU	22	140	0	92	372	16.9
7. Lawrence Roberts, MSU	30	175	12	144	506	16.9
8. Aaron Harper, UM	28	158	67	79	462	16.5
8. Jonathon Modica, ARK	28	157	37	111	462	16.5
10. Gerald Fitch, UK	29	148	79	95	470	16.2
11. Earnest Shelton, UA	31	146	77	122	491	15.8
12. Matt Walsh, UF	31	152	63	122	489	15.8
13. Timmy Bowers, MSU	30	156	71	66	449	15.0
14. Brandon Crump, UT	29	158	8	105	429	14.8
15. Erik Daniels, UK	32	201	7	56	465	14.5

Rebounding

NAME	G	OFF	DEF	TOT	AVG.
1. Jaime Lloreda, LSU	22	97	159	256	11.6
2. Lawrence Roberts, MSU	30	103	200	303	10.1
3. Chuck Hayes, UK	32	89	171	260	8.1
4. Chris Daniels, UGA	30	92	151	243	8.1
5. Branden Vincent, MSU	30	89	138	227	7.6
6. Justin Reed, UM	28	77	132	209	7.5
7. Brandon Bass, LSU	29	71	143	214	7.4
8. Marco Killingsworth, AU	27	86	101	187	6.9
9. David Lee, UF	31	69	143	212	6.8
10. Brandon Crump, UT	29	74	124	198	6.8
11. Kyle Davis, AU	28	74	115	189	6.8
12. Brandon Robinson, AU	28	76	112	188	6.7
13. Carlos Powell, USC	34	66	146	212	6.2
14. Jemere Hendrix, UT	29	77	103	180	6.2
15. Erik Daniels, UK	32	74	121	195	6.1

Field Goal Pct. (Min. 5 made per Game)

NAME	G	FG	FGA	PCT.
1. Marco Killingsworth, AU	27	145	247	.587
2. Erik Daniels, UK	32	201	346	.581
3. Jaime Lloreda, LSU	22	140	241	.581
4. Brandon Crump, UT	29	158	279	.566
5. Lawrence Roberts, MSU	30	175	337	.519
6. Justin Reed, UM	28	193	416	.464
7. Jonathon Modica, ARK	28	157	340	.462
8. Anthony Roberson, UF	30	180	390	.462
9. Kennedy Winston, UA	33	193	429	.450
10. Aaron Harper, UM	28	158	355	.445

Free Throws Pct. (Min. 2.5 Made Per Game)

NAME	G	FTM	FTA	PCT.
1. Scooter McFadgon, UT	28	134	147	.912
2. Anthony Roberson, UF	30	79	92	.859
3. Earnest Shelton, UA	31	122	148	.824
3. Matt Walsh, UF	31	122	148	.824
5. C.J. Watson, UT	29	82	103	.796
6. Matt Freije, VU	33	175	222	.788
7. Damien Wilkins, UGA	30	118	150	.787
8. Brandon Bass, LSU	29	123	157	.783
9. Jonathon Modica, ARK	28	111	142	.782
10. David Lee, UF	31	112	145	.772

3-Point FG Pct. (Min. 1.5 Made Per Game)

NAME	G	3FG	FGA	PCT.
1. Anthony Roberson, UF	30	99	233	.425
2. Darrel Mitchell, LSU	29	67	160	.419
3. Mike Boynton, USC	34	79	194	.407
4. Gerald Fitch, UK	29	79	197	.401
5. Rashad Wright, UGA	29	67	169	.396
6. Ian Young, AU	28	59	150	.393
7. Aaron Harper, UM	28	67	173	.387
8. Scooter McFadgon, UT	28	65	171	.380
9. Mario Moore, VU	33	66	182	.363
10. Timmy Bowers, MSU	30	71	202	.351

3-Point FG Made

NAME	G	3FG	AVG.
1. Anthony Roberson, UF	30	99	3.30
2. Gerald Fitch, UK	29	79	2.72
3. Earnest Shelton, UA	31	77	2.48
4. Aaron Harper, UM	28	67	2.39
5. Timmy Bowers, MSU	30	71	2.37
6. Mike Boynton, USC	34	79	2.32
7. Scooter McFadgon, UT	28	65	2.32
8. Rashad Wright, UGA	29	67	2.31
8. Darrel Mitchell, LSU	29	67	2.31
10. Ian Young, AU	28	59	2.11

Assists

NAME	G	ASST.	AVG
1. Cliff Hawkins, UK	32	166	5.19
2. C.J. Watson, UT	29	145	5.00
3. Timmy Bowers, MSU	30	145	4.83
4. Russell Lakey, VU	33	128	3.88
5. Anthony Roberson, UF	30	108	3.60
6. Antoine Pettway, UA	33	114	3.45
7. Mike Boynton, USC	34	115	3.38
8. Ronnie Brewer, ARK	28	94	3.36
9. Aaron Harper, UM	28	91	3.25
10. Rashad Wright, UGA	29	88	3.03
10. Xavier Whipple, LSU	29	88	3.03

Steals

NAME	G	STLS	AVG.
1. Winsome Frazier, MSU	30	71	2.37
2. Cliff Hawkins, UK	32	74	2.31
3. Brandon Robinson, AU	28	62	2.21
4. Ronnie Brewer, ARK	28	57	2.04
5. Antoine Pettway, UA	33	67	2.03
6. Timmy Bowers, MSU	30	58	1.93
7. Rashad Wright, UGA	29	53	1.83
8. Darrel Mitchell, LSU	29	50	1.72
9. Chris Daniels, UGA	30	48	1.60
10. C.J. Watson, UT	29	45	1.55

Blocked Shots

NAME	G	BLKS	AVG.
1. Kyle Davis, AU	28	72	2.57
2. Brandon Bass, LSU	29	56	1.93
3. Chuck Hayes, UK	32	45	1.41
4. Jermareo Davidson, UA	33	46	1.39
5. Branden Vincent, MSU	30	40	1.33
6. Renaldo Balkman, USC	33	43	1.30
7. Brandon Crump, UT	29	37	1.28
8. Jaime Lloreda, LSU	22	28	1.27
9. Chuck Davis, UA	33	39	1.18
10. Chris Daniels, UGA	30	35	1.17



PREVIEW

2004-2005 LSU MEN'S BASKETBALL MEDIA GUIDE

Opponents

The LSU Louisiana Classic



The Maravich Assembly Center will host its second tournament in three years to open the season as LSU hosts the Louisiana Classic. Two years ago, the Hispanic College Funds Classic was the first regular season men's tournament in the Maravich Center since 1987.

Three times in the 1980s, LSU hosted four-team tournaments primarily of Louisiana schools. The tournament schedule (all games will be televised on Cox Sports Television):



Tulane

FRIDAY, NOV. 19, LSU CLASSIC, MARAVICH CENTER, 8 P.M. (Cox Sports TV)



WHO'S WHO

President: Dr. Scott Cowen
 Athletic Director: Rick Dickson
 Head Coach: Shawn Finney
 Assistant Coaches (Alma Mater): Mark Dannhoff (Wisconsin-LaCrosse), Jeff Reynolds (UNC-Greensboro, '78), Steve Snell (Radford, '88)

FAST FACTS

Location: New Orleans, La.
 Founded: 1834
 Enrollment: 12,381
 Nickname: Green Wave
 Conference: Conference USA
 Home Court (Capacity): Fogelman Arena (3,600)
 Colors: Olive Green & Sky Blue

ABOUT THE GREEN WAVE

Head Coach: Shawn Finney
 Alma Mater: Fairmont State, 1985
 Career Record: 50-68 (4 seasons)
 At Tulane: 50-68 (4 seasons)
 2003-04 record: 11-17

KEEPING IN TOUCH

Sports Information Director: Donna Turner
 Basketball Contact: John Sudsbury
 SID Office Phone: (504) 865-5506
 Sudsbury's Home Phone: (504) 452-8016
 Basketball Office: (504) 865-5505
 Press Row Phone: (504) 862-8122
 SID Mailing Address: Tulane University, Athletic Media Relations, James W. Wilson Jr. Center, Ben Weiner Drive, New Orleans, LA 70118
 Best Time to Call Coach Finney: Contact SID
 SID Fax: (504) 865-5512
 Sudsbury's E-mail: jsudsbu@tulane.edu
 Web site: www.TulaneGreenWave.com

THE SERIES

Overall: LSU leads, 121-83
 At Baton Rouge: LSU leads, 67-33
 At PMAC: LSU leads, 10-1
 At New Orleans: LSU leads, 51-48
 At Neutral Sites: LSU leads, 3-2
 John Brady vs. Tulane: 2-0

Louisiana-Lafayette

POSSIBLE OPPONENT, NOV. 21, LSU CLASSIC, MARAVICH CENTER, 12:30 or 3 p.m. (Cox Sports TV)



WHO'S WHO

President: Dr. Ray P. Authement
 Athletic Director: Nelson J. Schexnayder
 Head Coach: Robert Lee
 Assistant Coaches (Alma Mater): Rennie Bailey (Louisiana Tech, '85), Carlin Hartman (Tulane, '94), Jason Kennemer (Louisiana-Lafayette, '98)

FAST FACTS

Location: Lafayette, La.
 Founded: 1900
 Enrollment: 15,343
 Nickname: Ragin' Cajuns
 Conference: Sun Belt
 Home Court (Capacity): Cajundome (11,550)
 Colors: Vermilion & White

ABOUT THE RAGIN' CAJUNS

Head Coach: Robert Lee
 Alma Mater: Nicholls State, 1991
 Career Record: First Season
 At Louisiana-Lafayette: First Season
 2003-04 record: 20-9

KEEPING IN TOUCH

Sports Information Director: Daryl Cetnar
 Basketball Contact: Matt Hebert
 SID Office Phone: (337) 482-6330
 Hebert's Cell Phone: (337) 654-6932
 Basketball Office: (337) 262-3865
 Press Row Phone: (337) 265-2284
 SID Mailing Address: University of Louisiana at Lafayette, Sports Information Office, 201 Reinhardt Drive, Lafayette, LA 70506
 Best Time to Call Coach Lee: Contact SID
 SID Fax: (337) 482-6649
 Hebert's E-mail: sportsinfo@ragincajuns.com
 Web site: www.RaginCajuns.com

THE SERIES

Overall: LSU leads, 32-10
 At Baton Rouge: LSU leads, 27-7
 At PMAC: LSU leads, 1-0
 At Lafayette: LSU leads, 5-3
 John Brady vs. Louisiana-Lafayette: 1-1

Louisiana Tech

POSSIBLE OPPONENT, NOV. 21, LSU CLASSIC, MARAVICH CENTER, 12:30 or 3 p.m. (Cox Sports TV)



WHO'S WHO

President: Dr. Daniel Reneau
 Athletic Director: Jim Oakes
 Head Coach: Keith Richard
 Assistant Coaches (Alma Mater): Kevin Caballero (UL-Monroe, '89), Ryan Cross (Buffalo, '95), Johnny Simmons (Louisiana Tech, '84)

FAST FACTS

Location: Ruston, La.
 Founded: 1894
 Enrollment: 11,975
 Nickname: Bulldogs
 Conference: Western Athletic
 Home Court (Capacity): Thomas Assembly Center (8,000)
 Colors: Red & Blue

ABOUT THE BULLDOGS

Head Coach: Keith Richard
 Alma Mater: Louisiana-Monroe, 1982
 Career Record: 106-69 (6 seasons)
 At Louisiana Tech: 106-69 (6 seasons)
 2003-04 record: 15-15

KEEPING IN TOUCH

Media Relations Director: Malcolm Butler
 Basketball Contact: T. Scott Boatright
 MRD Office Phone: (318) 257-3144
 Boatright's Home Phone: (318) 254-8992
 Basketball Office: (318) 257-4111
 Press Row Phone: (318) 257-3144
 MRD Mailing Address: PO Box 3166 TS, Ruston, LA 71272
 Best Time to Call Coach Richard: 8 a.m. - noon weekdays
 MRD Fax: (318) 257-3757
 Boatright's E-mail: boat@latech.edu
 Web site: www.latechsports.com

THE SERIES

Overall: LSU leads, 9-1
 At Baton Rouge: LSU leads, 6-1
 At PMAC: Louisiana Tech leads, 1-0
 At Ruston: LSU leads, 3-0
 John Brady vs. Louisiana Tech: First Meeting

Florida State

SUGAR BOWL CLASSIC, DEC 30, NEW ORLEANS ARENA, 9 P.M. (FOX SPORTS NET)



WHO'S WHO

President: Dr. T.K. Wetherell
Athletic Director: Dave Hart, Jr.
Head Coach: Leonard Hamilton
Assistant Coaches (Alma Mater):
Mike Jaskulski (St. Norbert, '76),
Stan Jones (Memphis, '84),
Tony Sheals (Bethune-Cookman, '76)

FAST FACTS

Location: Tallahassee, Fla.
Founded: 1851
Enrollment: 37,328
Nickname: Seminoles
Conference: Atlantic Coast
Home Court (Capacity): Tallahassee
Leon County Civic Center (12,100)
Colors: Garnet & Gold

ABOUT THE SEMINOLES

Head Coach: Leonard Hamilton
Alma Mater: Tennessee-Martin, 1971
Career Record: 233-239 (16 seasons)
At Florida State: 33-29 (2 seasons)
2003-04 record: 19-14

KEEPING IN TOUCH

Sports Information Director:
Rob Wilson
Basketball Contact: Chuck Walsh
SID Office Phone: (850) 644-1077
Walsh's Home Phone: (850) 385-8466
Basketball Office: (850) 644-1461
SID Mailing Address: Florida State
University, Sports Information
Office, P.O. Box 2195, Tallahassee,
FL 32306
Best Time to Call Coach Hamilton:
Contact SID
SID Fax: (850) 644-3820
SID E-mail: cwals@mailer.fsu.edu
Web site: www.seminoles.com

THE SERIES

Overall: Series tied, 2-2
At Baton Rouge: LSU leads, 2-0
At Tallahassee: Florida State leads, 1-0
At Neutral Sites: Florida State leads, 1-0
John Brady vs. La. Lafayette:
First Meeting

2004-05 SCHEDULE

DATE	OPPONENT
Nov. 19	Texas Southern
Nov. 22	Texas A&M Corpus Christi
Nov. 24	Shawnee State
Nov. 27	Kent State at *
Nov. 28	TCU at *
Nov. 30	at Minnesota
Dec. 4	at Ole Miss
Dec. 12	Florida International
Dec. 16	South Alabama
Dec. 19	at Maryland
Dec. 21	Jacksonville
Dec. 23	Stetson
Dec. 30	LSU (at New Orleans)
Jan. 2	Florida
Jan. 8	Virginia Tech
Jan. 12	Clemson
Jan. 15	at Miami, Fla.
Jan. 18	Wake Forest
Jan. 22	Duke
Jan. 26	at North Carolina State
Feb. 2	at Georgia Tech
Feb. 6	North Carolina
Feb. 9	at Virginia
Feb. 12	at Wake Forest
Feb. 15	at Massachusetts
Feb. 20	Georgia Tech
Feb. 22	Miami, Fla.
Feb. 27	at Clemson
March 3	at North Carolina
March 6	Virginia
March 10-13	at ACC Tournament

* - Corpus Christi, Texas

2003-04 RESULTS

DATE	OPPONENT	SCORE
Nov. 21	Maine	W, 69-49
Nov. 24	Georgetown College	W, 81-67
Nov. 26	Nicholls State	W, 99-54
Nov. 28	South Carolina State	W, 81-46
Dec. 1	Northwestern	W, 71-53
Dec. 3	Ole Miss	W, 66-60
Dec. 6	Fairleigh Dickinson	W, 83-46
Dec. 14	Miami, Fla.	W, 67-58
Dec. 18	Wagner	W, 83-62
Dec. 20	Chicago State	W, 47-42
Dec. 22	Pittsburgh	L, 63-56
Dec. 28	Maryland	W, 79-75
Dec. 30	Stetson	W, 87-72
Jan. 3	Florida	L, 87-73
Jan. 11	North Carolina State	L, 58-53
Jan. 13	Clemson	L, 53-48
Jan. 18	Virginia	L, 76-67
Jan. 22	North Carolina	W, 90-81
Jan. 25	Wake Forest	W, 75-70
Jan. 29	Duke	L, 56-49
Feb. 1	Savannah State	W, 88-73
Feb. 3	Georgia Tech	W, 81-65
Feb. 8	Maryland	L, 73-62
Feb. 10	North Carolina State	L, 75-59
Feb. 14	Clemson	W, 65-52
Feb. 17	Virginia	W, 76-57
Feb. 21	North Carolina	L, 78-71
Feb. 25	Wake Forest	L, 90-87
Feb. 29	Duke	L, 70-65
March 6	Georgia Tech	L, 63-60
March 12	North Carolina State	L, 78-71
March 17	Wichita State	W, 91-84
March 23	Iowa State	L, 62-59

ROSTER

NO.	NAME	CL-EXP	HT	WT	PTS	REB
2	Antonio Griffin	Jr.-JC	6-6	214	---	---
3	Isaiah Swann	Fr.-HS	6-1	197	---	---
4	Todd Galloway	Jr.-2L	5-11	178	3.2	1.8
10	Ralph Mims	Fr.-HS	6-2	200	---	---
12	Al Thornton	Jr.-2L	6-7	208	3.2	1.8
20	Andrew Wilson	Jr.-2L	6-6	206	4.1	2.0
21	Jason Rich	Fr.-HS	6-3	185	---	---
22	Von Wafer	So.-1L	6-5	210	7.9	1.9
25	Diego Romero	Jr.-JC	6-10	240	---	---
32	Alexander Johnson	So.-1L	6-10	250	9.5	4.2
51	Adam Waleskowski	Sr.-3L	6-8	240	6.8	5.4
54	Anthony Richardson	Sr.-3L	6-7	205	7.3	3.6

Nokia Sugar Bowl Basketball Classic

Dec. 30, 2004, New Orleans Arena

Mississippi State vs. Virginia Tech, 6:30 p.m.
LSU vs. Florida State, 9 p.m.

The Sugar Bowl Basketball Classic has spanned six decades and brought the city of New Orleans some outstanding college basketball. Since 1999, the event has featured two Southeastern Conference teams, including LSU, against some of the nation's top teams. Through the first five years of this format in the New Orleans Arena, the SEC is 9-1 against teams from the Big 12, Conference USA, the Pac 10 and the Big East.

1999

Kentucky 70, Missouri 53
LSU 63, Oklahoma St. 53

2000

Florida 103, Tulane 85
LSU 78, Oregon State 68

2001

Alabama 79, Notre Dame 76
Miami 68, LSU 61

2002

Mississippi State 54, Oklahoma 45
LSU 74, Tulane 62

2003

Mississippi State 72, Tulane 50
LSU 78, Alabama Birmingham 62

This year, the Atlantic Coast Conference provides the opposition, as Mississippi State and LSU will represent the SEC for the third straight year.

The 1999 doubleheader drew a Sugar Bowl Classic record attendance of 12,341, while the 2002 event posted an attendance of 11,177.

For many years, prior to 1994, the event was a two-night tournament that LSU participated in many times. LSU's first appearance came in Dec. 1935 in a rematch of the mythical national championship game from earlier in the year as Pittsburgh beat LSU, 52-47. LSU won the tournament title in 1952, while losing the championship game in 1953, 1961 and 1981. Bob Pettit was the Sugar Bowl's outstanding player in 1952 while Howard Carter earned MVP honors in 1981.

Again this year, Fox Sports Net will televise the doubleheader.



Opponents

Houston

TUESDAY, DEC. 21, HOFHEINZ PAVILION, HOUSTON, TEXAS, 7 P.M.



WHO'S WHO

President: Dr. Jay Gogue
Athletic Director: Dave Maggard
Head Coach: Tom Penders
Assistant Coaches (Alma Mater):
Melvin Haralson (Auburn, '89),
Shanon Hays (Texas Lutheran, '91),
George Walker (Houston, '83)

FAST FACTS

Location: Houston, Texas
Founded: 1927
Enrollment: 32,296
Nickname: Cougars
Conference: Conference USA
Home Court (Capacity):
Hofheinz Pavilion (8,479)
Colors: Scarlet & White
with Navy trim

ABOUT THE RAGIN' CAJUNS

Head Coach: Tom Penders
Alma Mater: Connecticut, 1967
Career Record: 527-361 (30 seasons)
At Houston: First Season
2003-04 record: 9-18

KEEPING IN TOUCH

Sports Information Director: Chris Burkhalter
Basketball Contact: Rick Poulter
SID Office Phone: (713) 743-9407
Poulter's Home Phone: (281) 489-7364
Basketball Office: (713) 743-9404
Press Row Phone: (713) 7430-9414
SID Mailing Address: 3100 Cullen Blvd., Suite 2008, Houston, TX 77204-6002
Best Time to Call Coach Penders: Contact SID
SID Fax: (713) 743-9411
Poulter's E-mail: rpoulter@uh.edu
Web site: www.uhcougars.com

THE SERIES

Overall: Houston leads, 7-5
At Baton Rouge: LSU leads, 3-1
At PMAC: LSU leads, 3-1
At Houston: Houston leads, 4-2
John Brady vs. Houston: 4-2

New Orleans

WEDNESDAY, NOV. 24, MARAVICH ASSEMBLY CENTER, 7 P.M.



WHO'S WHO

President: Dr. Timothy P. Ryan
Athletic Director: Jim Miller
Head Coach: Monte Towe
Assistant Coaches (Alma Mater):
Mark Downey (Charleston, '95),
Patrick Harrington (Rollins College, '86), A.J. Meredith (New Orleans, '04)

FAST FACTS

Location: New Orleans, La.
Founded: 1958
Enrollment: 17,360
Nickname: Privateers
Conference: Sun Belt
Home Court (Capacity): Lakefront Arena (10,000)
Colors: Royal Blue & Silver

ABOUT THE RAGIN' CAJUNS

Head Coach: Monte Towe
Alma Mater: North Carolina State, 1975
Career Record: 47-42 (3 seasons)
At New Orleans: 47-42 (3 seasons)
2003-04 record: 17-14

KEEPING IN TOUCH

Sports Information Director: Jack Duggan
Basketball Contact: Jack Duggan
SID Office Phone: (504) 280-7027
Duggan's Home Phone: (504) 483-7051
Basketball Office: (504) 280-6100
Press Row Phone: (504) 280-3874
SID Mailing Address: UNO Sports Information Office, Lakefront Arena, New Orleans, LA 70148
Best Time to Call Coach Towe: Contact SID
SID Fax: (504) 280-7240
Duggan's E-mail: jduggan@uno.edu
Web site: www.unoprivateers.com

THE SERIES

Overall: LSU leads, 8-4
At Baton Rouge: LSU leads, 4-3
At PMAC: LSU leads, 4-3
At New Orleans: LSU leads, 4-1
John Brady vs. UNO: 3-1

McNeese State

MONDAY, DEC. 13, MARAVICH ASSEMBLY CENTER, 7 P.M.



WHO'S WHO

President: Dr. Robert Hebert
Athletic Director: Sonny Watkins
Head Coach: Tic Price
Assistant Coaches (Alma Mater):
Chris DeFelice (Tulane, '98),
David Dumars (La. Monroe, '80),
Kim Lewis (Tulane, '94)

FAST FACTS

Location: Lake Charles, La.
Founded: 1939
Enrollment: 9,000
Nickname: Cowboys
Conference: Southland
Home Court (Capacity): Burton Coliseum (8,000)
Colors: Blue & Gold

ABOUT THE COWBOYS

Head Coach: Tic Price
Alma Mater: Virginia Tech, 1979
Career Record: 140-93 (8 seasons)
At McNeese State: 47-39 (3 seasons)
2003-04 record: 11-16

KEEPING IN TOUCH

Sports Information Director: Louis Bonnette
Basketball Contact: Louis Bonnette
SID Office Phone: (337) 475-5207
Basketball Office: (337) 475-5480
Press Row Phone: (337) 475-8008
SID Mailing Address: PO Box 92735, McNeese State, Lake Charles, LA 70609
Best Time to Call Coach Price: Contact SID
SID Fax: (337) 475-5202
Bonnette's E-mail: lbonnette@structurex.net
Web site: www.mcneese.edu/sports

THE SERIES

Overall: LSU leads, 13-0
At Baton Rouge: LSU leads, 12-0
At PMAC: LSU leads, 12-0
At Lake Charles: LSU leads, 1-0
John Brady vs. McNeese State: 5-0

Northwestern State

SATURDAY, DEC. 11, MARAVICH ASSEMBLY CENTER, 8 P.M.



WHO'S WHO

President: Dr. Randall J. Webb
Athletic Director: Greg Burke
Head Coach: Mike McConathy
Assistant Coaches (Alma Mater):
Josh Hancock (Northwestern State, '02),
Dave Simmons (Louisiana Tech, '82),
Mark Slessinger (Aurora, '96)

FAST FACTS

Location: Natchitoches, La.
Founded: 1884
Enrollment: 10,552
Nickname: Demons
Conference: Southland
Home Court (Capacity): Prather Coliseum (3,600)
Colors: Purple, White & Orange trim

ABOUT THE DEMONS

Head Coach: Mike McConathy
Alma Mater: Louisiana Tech, 1977
Career Record: 66-82 (5 seasons)
At Northwestern State: 66-82 (5 seasons)
2003-04 record: 11-17

KEEPING IN TOUCH

Sports Information Director: Doug Ireland
Basketball Contact: Matt Bonnette
SID Office Phone: (318) 357-6467
Bonnette's Home Phone: (318) 663-5701
Basketball Office: (318) 357-5251
Press Row Phone: (318) 357-4544
SID Mailing Address: Prather Coliseum, Room 112, Natchitoches, LA 71497
Best Time to Call Coach McConathy: 10 a.m.-noon, 1-3 p.m.
SID Fax: (318) 357-4515
Bonnette's E-mail: bonnettem@nsula.edu
Web site: www.nsudemons.com

THE SERIES

Overall: LSU leads, 11-6
At Baton Rouge: LSU leads, 7-4
At PMAC: LSU leads, 3-0
At Natchitoches: LSU leads, 3-1
At Neutral Sites: Series tied, 1-1
John Brady vs. Northwestern State: 1-1

Ohio State

SATURDAY, JAN. 15, MARAVICH ASSEMBLY CENTER, 7 P.M.



WHO'S WHO

President: Karen A. Holbrook
Athletic Director: Andy Geiger
Head Coach: Thad Matta
Assistant Coaches (Alma Mater):
John Groce (Taylor, '94),
Alan Morgan (Purdue, '92),
Dan Peters (Kent State, '76)

FAST FACTS

Location: Columbus, Ohio
Founded: 1870
Enrollment: 47,952
Nickname: Buckeyes
Conference: Big Ten
Home Court (Capacity): Value City
Arena (19,200)
Colors: Scarlet & Gray

ABOUT THE BUCKEYES

Head Coach: Thad Matta
Alma Mater: Butler, 1990
Career Record: 102-31 (4 seasons)
At Ohio State: First Season
2003-04 record: 14-16

KEEPING IN TOUCH

Sports Information Director: Steve Snapp
Basketball Contact: Dan Wallenberg
SID Office Phone: (614) 292-4095
Basketball Office: (614) 292-6861
Press Row Phone: (614) 688-5330
SID Mailing Address: Rm. 124, St. John Arena, 410 Woody Hayes Drive, Columbus, OH 43210-1166
Best Time to Call Coach Matta: Contact SID
SID Fax: (614) 292-8547
Wallenberg's E-mail: wallenberg.1@osu.edu
Web site: www.ohiostatebuckeyes.com

THE SERIES

Overall: First Meeting
John Brady vs. Ohio State: First Meeting

Utah

MONDAY, JAN. 3, JON M. HUNTSMAN CENTER, SALT LAKE CITY, UTAH, 9 p.m. CST



WHO'S WHO

President: Michael K. Young
Athletic Director: Dr. Chris Hill
Head Coach: Ray Giaconetti
Assistant Coaches (Alma Mater):
Randy Rahe (Buena Vista College, '82),
Mike Score (Washington, '96),
Marty Wilson (Pepperdine, '89)

FAST FACTS

Location: Salt Lake City, Utah
Founded: 1850
Enrollment: 28,300
Nickname: Utes
Conference: Mountain West
Home Court (Capacity): Jon M. Huntsman Center (15,000)
Colors: Crimson & White

ABOUT THE UTES

Head Coach: Ray Giaconetti
Alma Mater: Minot State, 1985
Career Record: 117-83 (8 seasons)
At Utah: First Season
2003-04 record: 24-9

KEEPING IN TOUCH

Sports Information Director: Liz Abel
Basketball Contact: Mike Lageschulte
SID Office Phone: (801) 587-9162
Lageschulte's Cell Phone: (801) 557-2322
Basketball Office: (801) 581-5451
Press Row Phone: (801) 581-6657
SID Mailing Address: University of Utah, Sports Information Office, 1825 E. South Campus Drive, Front, Salt Lake City, Utah 84112-0900
Best Time to Call Coach Giaconetti: Mornings
SID Fax: (801) 581-4358
Lageschulte's E-mail: mlageschulte@huntsman.utah.edu
Web site: www.UtahUtes.com

THE SERIES

Overall: LSU leads, 1-0
At Baton Rouge: LSU leads, 1-0
At PMAC: LSU leads, 1-0
John Brady vs. Utah: 1-0

Southern Miss.

SATURDAY, DEC. 18, MISSISSIPPI GULF COAST COLISEUM, BILOXI, MISS., 2 P.M.
(Cox Sports TV)



WHO'S WHO

President: Dr. Shelby F. Thames
Athletic Director: Richard Giannini
Head Coach: Larry Eustachy
Assistant Coaches (Alma Mater):
Steve Barnes (Azusa Pacific, '80),
Austin Norris (Iowa State, '01)

FAST FACTS

Location: Hattiesburg, Miss.
Founded: 1910
Enrollment: 15,974
Nickname: Golden Eagles
Conference: Conference USA
Home Court (Capacity): Reed Green Coliseum (8,095)
Colors: Gold & Black

ABOUT THE GOLDEN EAGLES

Head Coach: Larry Eustachy
Alma Mater: Long Beach State, 1979
Career Record: 260-145
(14 seasons)
At Southern Miss: First Season
2003-04 record: 13-15

KEEPING IN TOUCH

Media Relations Director: Mike Montoro
Basketball Contact: Mike Martinez
SID Office Phone: (601) 266-4503
Martinez's Cell Phone: (601) 296-4899
Basketball Office: (601) 266-6355
Press Row Phone: (601) 266-5428
MRD Mailing Address: 118 College Drive, #5161, Hattiesburg, MS 39406-0001
Best Time to Call Coach Eustachy: Contact SID
MRD Fax: (601) 266-4507
Martinez's E-mail: Mike.Martinez@usm.edu
Web site: www.SouthernMiss.com

THE SERIES

Overall: LSU leads, 5-0
At Baton Rouge: LSU leads, 5-0
At PMAC: LSU leads, 3-0
John Brady vs. Southern Miss: 1-0

West Virginia

SATURDAY, NOV. 27, MARAVICH ASSEMBLY CENTER, NOON
(Fox Sports Net)



WHO'S WHO

President: David C. Hardesty Jr.
Athletic Director: Ed Pastilong
Head Coach: John Beilein
Assistant Coaches (Alma Mater):
Matt Brown (Shippensburg, '94),
Jerry Dunn (George Mason, '81),
Jeff Neubauer (La Salle, '91)

FAST FACTS

Location: Morgantown, W. Va.
Founded: 1867
Enrollment: 24,260
Nickname: Mountaineers
Conference: Big East
Home Court (Capacity): WVU Coliseum (14,000)
Colors: Old Gold & Blue

ABOUT THE MOUNTAINEERS

Head Coach: John Beilein
Alma Mater: Wheeling Jesuit, 1975
Career Record: 478-287 (26 years)
At West Virginia: 31-29 (2 years)
2003-04 record: 17-14

KEEPING IN TOUCH

Sports Information Director: Shelly Poe
Basketball Contact: Bryan Messerly
SID Office Phone: (304) 293-2821
Messerly's Cell Phone: (304) 216-3833
Basketball Office: (304) 293-2193
Press Row Phone: (304) 293-2821
SID Mailing Address: PO Box 0877, Morgantown, WV 26507
Best Time to Call Coach Beilein: Through SID
SID Fax: (304) 293-4105
Messerly's E-mail: bryan.messerly@mail.wvu.edu
Web site: www.MSNsportsNET.com

THE SERIES

Overall: First Meeting
John Brady vs. West Virginia: First Meeting

SEC Office

INTR O
THIS IS LSU
PLAYERS
COACHES
REVIEW
PREVIEW
RECORDS
HISTORY
LSU
MEDIA

Throughout its 72-year history, the Southeastern Conference has been a leader in the integration of athletic competition and higher education.

Since its formation in 1933, the SEC has achieved both stature and stability by designating governing/voting power to the presidents of the member institutions. They have determined the policies of the conference and through the years this involvement has been the principal source of strength in the evolution of the SEC.

Intercollegiate athletics has encountered many challenges in the 1990s and again the SEC provided guidance. In 1993, the member institutions adopted The Principles of Gender Equity. Committed to increasing the quantity and quality of women's athletic opportunities, each school provides at least two more women's intercollegiate programs than the number of men's.

Faced with the task of conference realignment after competing with 10 members since 1966, the SEC welcomed the University of Arkansas and the University of South Carolina in 1991.

SEC schools began athletic competition with one another almost 100 years ago as members of the Southern Intercollegiate Athletic Association.

Seven institutions (Alabama, Auburn, Georgia, Georgia Tech, North Carolina, Sewanee and Vanderbilt) attended the SIAA organizational meeting of faculty representatives in Atlanta in 1894.

Basketball moved quickly to the South as Vanderbilt was playing at the Nashville YMCA in 1893, just two years after Dr. James Naismith originated the game at Springfield (Mass.) College. Basketball became an intercollegiate sport in 1901 and in 1908 Vanderbilt was meeting Columbia and Yale intersectionally.



The seven-member SIAA expanded to 19 institutions in 1895 and by 1920 there were 30 members.

The larger schools reorganized as the Southern Conference in 1920. Despite an original limit of 16, the membership grew to 23 by 1928.

The 13 members west and south of the Appalachian Mountains reorganized as the Southeastern Conference at the annual SC meeting in 1932. The 10 coast members remained in the Southern Conference. Charter members of the new conference were: Alabama, Auburn, Florida, Georgia, Georgia Tech, Kentucky, LSU, Mississippi, Mississippi State, Sewanee, Tennessee, Tulane and Vanderbilt. (Sewanee withdrew in 1940, Georgia Tech in 1964 and Tulane in 1966).

The first SEC champions were crowned in 1933 in four sports (baseball, basketball, football and outdoor track). The league's inaugural championship event was a basketball tournament in Atlanta in 1933. Records show the first men's team title for cross-country was awarded in 1935, while golf and swimming were added in 1937. The league later began hosting championships in tennis (1953) and indoor track (1957).

In the 1979-80 academic year SEC championships for women were recognized in basketball, tennis and volleyball. The following year golf, gymnastics, swimming and track and field were added. The administration of women's athletics officially came under the auspices of the conference office in 1984.

The SEC currently regulates nine men's sports and 11 women's sports: Men—baseball, basketball, football, golf, swimming, tennis and track (cross country, indoor and outdoor). Women—basketball, golf, gymnastics, soccer, softball, swimming, tennis, track (cross country, indoor and outdoor) and volleyball.



The SEC office located in Birmingham, Alabama.

SEC COMMISSIONERS

The office of the commissioner was formed in 1940 in Jackson due to the great amount of detail work developing, especially in recruiting and eligibility. Former Mississippi Governor Martin S. Conner took office as commissioner Aug. 21, 1940. Conner later became ill and the secretary of the conference, Dean N.W. Dougherty of Tennessee, served as acting commissioner during the fall of 1946.

The office moved to Birmingham with the appointment of Bernie H. Moore as the second full-time commissioner on Feb. 21, 1948. Moore, a former LSU coach, guided the SEC to national respect in his 18-year tenure. A.M. (Tonto) Coleman succeeded Moore upon his retirement April 1, 1966. The Alabama native, who was reared in Texas and experienced in athletic coaching and administration, served six and a half years.

Dr. H. Boyd McWhorter, then Dean of Arts and Sciences at Georgia, secretary of the league since 1967, accepted the position upon the retirement of Coleman Aug. 1, 1972. Under his leadership the SEC experienced unparalleled growth. In McWhorter's first year the SEC distributed \$1.57 million and 14 years later (1986), the league distributed \$15 million in revenue to the member institutions.

Dr. Harvey W. Schiller, an Air Force colonel and faculty chair at the U. S. Air Force Academy, followed McWhorter upon retirement, taking office Sept. 15, 1986. Under his guidance the SEC established itself as a leader in the areas of athletic scholarship and marketing.

Roy F. Kramer succeeded Schiller on Jan. 10, 1990. Kramer, who has served on numerous NCAA committees, joined the league office after spending 12 years as athletic director at Vanderbilt. Kramer held the office of Commissioner for more than 12 years before retiring in the summer of 2002.

Michael L. Slive, who served as Commissioner of Conference USA for seven years, was appointed the seventh Commissioner of the Southeastern Conference on July 2, 2002.



Michael L. Slive
Commissioner

2004-2005 SEC Television Schedule

TIGERS ON TV IN 2004-2005

LSU will be featured 15 times on regional and national telecasts during the 2004-05 season as part of the Jefferson Pilot, Fox Sports, ESPN and CBS packages, along with LSU's contract with Cox Sports Television.

DATE	OPPONENT	LOCATION	TIME	NETWORK
November				
19	Tulane ^	Baton Rouge	8 p.m.	Cox Sports TV
21	La. Lafayette/La Tech ^	Baton Rouge	12:30/3 p.m.	Cox Sports TV
27	West Virginia	Baton Rouge	Noon	Fox Sports
December				
18	Southern Miss	at Biloxi	2 p.m.	Cox Sports TV
30	Florida State !	at New Orleans	9 p.m.	Fox Sports
January				
8	Alabama	at Tuscaloosa	5 p.m.	Fox Sports
19	Arkansas	Baton Rouge	7 p.m. (TD)	Cox Sports TV
22	Kentucky	at Lexington	12:30 p.m.	CBS
29	Mississippi State	Baton Rouge	2 p.m.	JP
February				
5	Tennessee	at Knoxville	6 p.m.	Fox Sports
12	Arkansas	at Fayetteville	2 p.m.	Fox Sports
16	Mississippi State	at Starkville	7 p.m.	JP (split)
19	Florida	Baton Rouge	2 p.m.	JP (split)
22	Alabama	Baton Rouge	8 p.m.	ESPN
26	Auburn	At Auburn	3 p.m.	JP

^ - Louisiana Classic
! - Nokia Sugar Bowl

All Times listed as Central Standard. TD - is Tape Delay to 10:30 p.m. the night of the game. LSU's games in the SEC Tournament will also be televised. JP Sports will show first and second-round games, along with the semifinals, with the finals televised on CBS.

SEC on Television in 2004-05

DATE	GAME	NETWORK	CST
November			
26	Nevada at Georgia	Fox Sports	7:30 p.m.
27	West Virginia at LSU	Fox Sports	Noon
30	Tulsa at Arkansas	Fox Sports	7 p.m.
December			
1	East Tennessee State at Alabama	Fox Sports	7 p.m.
2	South Alabama at Miss. State	Fox Sports	7 p.m.
4	Kentucky at North Carolina	CBS	11 a.m.
4	Illinois vs. Arkansas	ESPN	1 p.m.
4	Florida State at Ole Miss	Fox Sports	1 p.m.
4	Clemson at South Carolina	Fox Sports	6:30 p.m.
11	Louisville at Florida	ESPN	11 a.m.
11	Oregon St. vs. Georgia	Fox Sports	11 a.m.
11	Indiana at Kentucky	CBS	1 p.m.
11	Xavier at Tennessee	FSN	3:30 p.m.
12	UNLV at Auburn	Fox Sports	2 p.m.
18	Kentucky at Louisville	ESPN	11 a.m.
18	Mississippi State at Xavier	ESPN	7 p.m.
20	Central Michigan at Vanderbilt	Fox Sports	7 p.m.
29	Dayton at Vanderbilt	Fox Sports	8 p.m.
30	Va. Tech vs. Miss. State	Fox Sports	6:30 p.m.
30	Florida State vs. LSU	Fox Sports	9 p.m.
January			
5	South Carolina at Kentucky	JP	7 p.m.
8	Arkansas at Florida	JP	11 a.m.
8	Mississippi State at Ole Miss	JP	1 p.m.
8	Vanderbilt at Tennessee	CBS	3 p.m.
8	LSU at Alabama	Fox Sports	5 p.m.
8	Georgia at South Carolina	Fox Sports	7 p.m.
9	Kansas at Kentucky	CBS	TBA
11	Alabama at Arkansas	ESPN	8 p.m.

12	Vanderbilt at Kentucky	Fox Sports	6 p.m.
12	Mississippi State at Tennessee	JP	7 p.m.
15	Kentucky at Georgia	JP	Noon
15	Florida at Vanderbilt	JP	2 p.m.
15	Ole Miss at Auburn	Fox Sports	4 p.m.
15	Tennessee at South Carolina	Fox Sports	6 p.m.
18	Mississippi State at Alabama	ESPN	8 p.m.
19	Kentucky at Ole Miss	JP	7 p.m.
22	LSU at Kentucky	CBS	12:30 p.m.
22	Auburn at Arkansas	JP	1 p.m.
22	Alabama at Ole Miss	JP	3 p.m.
22	Tennessee at Louisville	ESPN	3 p.m.
22	South Carolina at Mississippi State	Fox Sports	5 p.m.
25	Georgia at Florida	ESPN2	6 p.m.
25	Kentucky at Tennessee	ESPN	8 p.m.
26	Vanderbilt at South Carolina	JP	7 p.m.
29	South Carolina at Florida	JP	Noon
29	Mississippi State at LSU	JP	2 p.m.
29	Kentucky at Arkansas	CBS	2:30 p.m.
29	Tennessee at Auburn	Fox Sports	5 p.m.
29	Georgia at Alabama	Fox Sports	7 p.m.

February

1	Florida at Mississippi State	ESPN2	7 p.m.
2	Tennessee at Vanderbilt	JP	7 p.m.
5	Alabama at Florida	JP (split)	2 p.m.
5	Kentucky at Vanderbilt	JP (split)	2 p.m.
5	Arkansas at Ole Miss	Fox Sports	4 p.m.
5	LSU at Tennessee	Fox Sports	6 p.m.
8	Florida at Kentucky	ESPN	8 p.m.
9	Alabama at Tennessee	JP (split)	7 p.m.
9	Georgia at Arkansas	JP (split)	7 p.m.
12	Georgia at Kentucky	JP (split)	2 p.m.
12	LSU at Arkansas	JP (split)	2 p.m.
12	Florida at Tennessee	Fox Sports	4 p.m.
12	Vanderbilt at Mississippi State	Fox Sports	6 p.m.
15	Kentucky at South Carolina	ESPN	8 p.m.
16	Arkansas at Alabama	JP (split)	7 p.m.
16	LSU at Mississippi State	JP (split)	7 p.m.
19	Florida at LSU	JP (split)	2 p.m.
19	South Carolina at Alabama	JP (split)	2 p.m.
19	Arkansas at Vanderbilt	Fox Sports	6 p.m.
19	Mississippi State at Kentucky	ESPN	8 p.m.
22	Alabama at LSU	ESPN	8 p.m.
23	Auburn at Kentucky	JP (split)	7 p.m.
23	Vanderbilt at Florida	JP (split)	7 p.m.
26	Kentucky at Alabama	CBS	12:30 p.m.
26	Tennessee at Arkansas	JP (split)	3 p.m.
26	LSU at Auburn	JP	3 p.m.
26	Ole Miss at Mississippi State	Fox Sports	6 p.m.
27	Florida at South Carolina	CBS	1 p.m.

March

1	Mississippi State at Arkansas	ESPN	6 p.m.
2	Tennessee at Kentucky	JP (split)	7 p.m.
2	Florida at Georgia	JP (split)	7 p.m.
5	Alabama at Mississippi State	CBS	1 p.m.
5	Wild Card Game	JP	1 p.m.
5	Wild Card Game	JP	3 p.m.
6	Kentucky at Florida	CBS	11 a.m.
10	SEC Tournament Game #1	JP	Noon
10	SEC Tournament Game #2	JP	2:15 p.m.
10	SEC Tournament Game #3	JP	6:30 p.m.
10	SEC Tournament Game #4	JP	8:45 p.m.
11	SEC Tournament Game #5	JP	Noon
11	SEC Tournament Game #6	JP	2:15 p.m.
11	SEC Tournament Game #7	JP	6:30 p.m.
11	SEC Tournament Game #8	JP	8:45 p.m.
12	SEC Tournament Semifinal #1	JP	Noon
12	SEC Tournament Semifinal #2	JP	2:15 p.m.
13	SEC Tournament Championship	CBS	Noon

Opponents

Alabama

SATURDAY, JAN. 8, COLEMAN COLISEUM, TUSCALOOSA, ALA., 5 P.M. (FOX SPORTS NET)
TUESDAY, FEB. 22, MARAVICH ASSEMBLY CENTER, 8 P.M. (ESPN)



WHO'S WHO

President: Dr. Robert E. Witt
 Athletic Director: Mal Moore
 Head Coach: Mark Gottfried
 Assistant Coaches (Alma Mater):
 Tom Asbury (Wyoming, '68),
 Orlando Early (Gardner-Webb, '90),
 Philip Pearson (Alabama, '93)

FAST FACTS

Location: Tuscaloosa, Ala.
 Founded: 1831
 Enrollment: 20,333
 Nickname: Crimson Tide
 Conference: Southeastern
 Home Court (Capacity): Coleman Coliseum (15,316)
 Colors: Crimson & White

ABOUT THE CRIMSON TIDE

Head Coach: Mark Gottfried
 Alma Mater: Alabama, 1987
 Career Record: 187-99 (9 seasons)
 At Alabama: 119-74 (6 seasons)
 2003-04 record: 20-13

KEEPING IN TOUCH

Sports Information Director: Larry White
 Basketball Contact: Becky Hopf
 SID Office Phone: (205) 348-6084
 Hopf's Home Phone: (205) 343-9055
 Basketball Office: (205) 348-3600
 Press Row Phone: (205) 348-6084
 SID Mailing Address: University of Alabama,
 Sports Information Office, PO Box 870391,
 Tuscaloosa, AL 35487
 Best Time to Call Coach Gottfried: Contact SID
 SID Fax: (205) 348-8841
 Hopf's E-mail: bhopf@ia.ua.edu
 Web site: www.rolltide.com

THE SERIES

Overall: Alabama leads, 90-62
 At Baton Rouge: LSU leads, 40-26
 At PMAC: LSU leads, 19-15
 At Tuscaloosa: Alabama leads, 56-18
 At Neutral Sites: Alabama leads, 6-4
 John Brady vs. Alabama: 6-8

2004-05 SCHEDULE

DATE	OPPONENT
Nov. 19	Western Carolina
Nov. 21	North Texas
Nov. 24-27	at Great Alaska Shootout
Dec. 1	East Tennessee State
Dec. 4	at Charlotte
Dec. 7	at Alabama State
Dec. 11	Temple
Dec. 18	Tennessee State
Dec. 22	Texas A&M Corpus Christi
Dec. 29	at Wisconsin
Jan. 1	New Orleans
Jan. 5	at Vanderbilt
Jan. 8	LSU
Jan. 11	at Arkansas
Jan. 18	Mississippi State
Jan. 22	at Ole Miss
Jan. 29	Georgia
Feb. 5	at Florida
Feb. 9	at Tennessee
Feb. 12	Ole Miss
Feb. 16	Arkansas
Feb. 19	South Carolina
Feb. 22	at LSU
Feb. 26	Kentucky
March 2	Auburn
March 5	at Mississippi State
March 10-13	at SEC Tournament

2003-04 RESULTS

DATE	OPPONENT	SCORE
Nov. 14	Pittsburgh	L, 71-62
Nov. 21	Louisiana Tech	W, 69-63
Nov. 25	SE Louisiana	W, 83-76
Nov. 29	Providence	L, 76-71
Dec. 3	UNC-Charlotte	W, 79-72
Dec. 6	Austin Peay	W, 65-47
Dec. 16	UT-Chattanooga	W, 76-72
Dec. 20	Oregon	W, 81-86
Dec. 27	Mercer	W, 101-44
Dec. 30	Wisconsin	W, 71-56
Jan. 3	Xavier	L, 68-47
Jan. 10	LSU	L, 70-66
Jan. 14	Arkansas	W, 81-65
Jan. 17	Auburn	W, 69-46
Jan. 21	Georgia	W, 45-42
Jan. 24	Ole Miss	L, 71-60
Jan. 27	Florida	L, 88-78
Jan. 31	LSU	L, 60-54
Feb. 4	South Carolina	L, 90-82
Feb. 10	Kentucky	L, 66-55
Feb. 14	Tennessee	W, 83-70
Feb. 18	Vanderbilt	L, 70-67
Feb. 21	Mississippi State	W, 77-73
Feb. 24	Auburn	W, 72-71
Feb. 28	Ole Miss	W, 84-69
March 3	Arkansas	W, 72-68
March 6	Mississippi State	L, 82-81
March 11	Tennessee	W, 84-49
March 12	Florida	L, 75-73
March 18	Southern Illinois	W, 65-64
March 20	Stanford	W, 70-67
March 25	Syracuse	W, 80-71
March 27	Connecticut	L, 87-71

ROSTER

NO.	NAME	CL-EXP	HT	WT	PTS	REB
1	Chuck Davis	Jr.-2L	6-7	230	11.5	5.9
3	Kennedy Winston	Jr.-2L	6-6	205	17.1	5.5
4	Albert Weber	Fr.-HS	6-3	180	---	---
5	Earnest Shelton	Sr.-3L	6-3	200	15.8	3.8
13	Lucky Williams	Sr.-2L	6-5	210	0.3	0.7
20	LaKory Daniels	Fr.-RS	6-1	180	---	---
21	Evan Brock	Jr.-2L	6-8	200	3.1	2.7
22	Ronald Steele	Fr.-HS	6-2	185	---	---
23	Jean Felix	Jr.-TR	6-7	213	---	---
24	Jason Reese	Sr.-2L	6-2	210	0.6	1.0
25	Glenn Miles	Fr.-HS	6-4	185	---	---
32	Shawn Taylor	Fr.-RS	6-11	210	---	---
33	Jermareo Davidson	So.-1L	6-10	210	5.0	4.3
44	Justin Jonus	Fr.-RS	6-5	205	---	---
45	Akiri Adkins	Fr.-RS	6-9	200	---	---

Arkansas

WEDNESDAY, JAN. 19, MARAVICH ASSEMBLY CENTER, 7 P.M. (Cox Sports TV-Tape Delay)
SATURDAY, FEB. 12, BUD WALTON ARENA, FAYETTEVILLE, ARK., 2 P.M. (JP SPORTS)



WHO'S WHO

President: Dr. B. Alan Sugg
 Athletic Director: Frank Broyles
 Head Coach: Stan Heath
 Assistant Coaches (Alma Mater):
 Rob Flaska (Michigan Tech, '82),
 Oronde Taliaferro (Wayne State, '94),
 Ronny Thompson (Georgetown, '92)

FAST FACTS

Location: Fayetteville, Ark.
 Founded: 1871
 Enrollment: 16,449
 Nickname: Razorbacks
 Conference: Southeastern
 Home Court (Capacity): Bud Walton Arena (19,200)
 Colors: Cardinal & White

ABOUT THE RAZORBACKS

Head Coach: Stan Heath
 Alma Mater: Eastern Michigan, 1988
 Career Record: 51-41 (3 seasons)
 At Arkansas: 21-35 (2 seasons)
 2003-04 record: 12-16

KEEPING IN TOUCH

Sports Information Director: Kevin Trainor
 Basketball Contact: Robby Edwards
 SID Office Phone: (479) 575-2751
 Edwards' Home Phone: (479) 582-9046
 Basketball Office: (479) 575-6389
 Press Row Phone: (479) 575-6622
 SID Mailing Address: Sports Information,
 Broyles Athletic Center, PO Box 7777,
 Fayetteville, AR 72702
 Best Time to Call Coach Heath: Mornings
 SID Fax: (479) 575-7481
 Edwards' E-mail: robbye@uark.edu
 Web site: www.hogwired.com

THE SERIES

Overall: Arkansas leads, 24-14
 At Baton Rouge: Arkansas leads, 9-6
 At PMAC: Arkansas leads, 9-5
 At Fayetteville: Arkansas leads, 10-3
 At Neutral Sites: Series tied, 5-5
 John Brady vs. Arkansas: 8-9

2004-05 SCHEDULE

DATE	OPPONENT
Nov. 19-22	at Paradise Jam
Nov. 27	Gardner-Webb
Nov. 30	Tulsa
Dec. 4	Illinois (at Little Rock)
Dec. 7	at Missouri
Dec. 16	Tennessee State
Dec. 18	PrairieView A&M
Dec. 20	Lipscomb University
Dec. 23	Hartford University
Dec. 29	Jacksonville State
Dec. 31	Louisiana-Monroe
Jan. 5	Ole Miss
Jan. 8	at Florida
Jan. 11	Alabama
Jan. 15	at Mississippi State
Jan. 19	at LSU
Jan. 22	Auburn
Jan. 29	Kentucky
Feb. 2	at South Carolina
Feb. 5	at Ole Miss
Feb. 9	Georgia
Feb. 12	LSU
Feb. 16	at Alabama
Feb. 19	at Vanderbilt
Feb. 26	Tennessee
March 1	Mississippi State
March 5	at Auburn
March 10-13	at SEC Tournament

2003-04 RESULTS

DATE	OPPONENT	SCORE
Nov. 21	Nicholls State	W, 89-60
Nov. 25	Grambling State	W, 64-46
Nov. 29	Jacksonville U.	W, 85-65
Dec. 3	Oral Roberts	W, 77-71
Dec. 6	Illinois	L, 84-61
Dec. 9	SE Missouri State	W, 78-68
Dec. 17	Louisiana Tech	W, 68-56
Dec. 20	Oklahoma State	L, 73-58
Dec. 22	Western Carolina	L, 62-59
Dec. 30	Tulsa	W, 81-74
Jan. 3	North Texas	W, 96-61
Jan. 6	LSU	L, 66-55
Jan. 10	Mississippi State	L, 80-62
Jan. 14	Alabama	L, 81-65
Jan. 17	Ole Miss	W, 86-78
Jan. 21	Auburn	L, 70-63
Jan. 24	Vanderbilt	W, 70-62
Jan. 31	Georgia	L, 71-50
Feb. 4	Auburn	W, 74-52
Feb. 7	LSU	L, 65-52
Feb. 11	Tennessee	L, 69-65
Feb. 14	Mississippi State	L, 77-70
Feb. 18	Kentucky	L, 73-56
Feb. 21	South Carolina	W, 82-66
Feb. 28	Florida	L, 73-68
March 3	Alabama	L, 72-68
March 6	Ole Miss	L, 55-45
March 11	South Carolina	L, 91-81

ROSTER

NO.	NAME	CL-EXP	HT	WT	PTS	REB
1	Michael Jones	Sr.-3L	6-9	215	4.8	1.7
5	Matt Jones	Jr.-2L	6-6	225	5.0	4.5
10	Ronnie Brewer	So.-1L	6-7	200	12.2	5.5
11	Eric Ferguson	Jr.-2L	6-1	204	8.1	2.6
20	Rashard Sullivan	Jr.-2L	6-8	235	1.2	3.0
22	Preston Cranford	So.-1L	6-7	190	0.5	0.1
23	Olu Famutimi	So.-1L	6-5	207	7.0	3.5
24	Jonathan Modica	Jr.-2L	6-4	200	16.5	4.5
33	Vincent Hunter	So.-1L	6-10	195	3.8	3.2
	Steven Hill	Fr.-HS	6-11	255	---	---
	Dontell Jefferson	Jr.-TR	6-6	190	---	---
	Marcus Monk	Fr.-HS	6-6	205	---	---
	Charles Thomas	Fr.-HS	6-7	230	---	---
	Darian Townes	Fr.-HS	6-10	235	---	---

Auburn

WEDNESDAY, FEB. 9, MARAVICH ASSEMBLY CENTER, 7 P.M.
SATURDAY, FEB. 26, BEARD-EAVES-MEMORIAL COLISEUM, AUBURN, ALA., 3 P.M. (JP SPORTS)



WHO'S WHO

Interim President: Edward R. Richardson
 Athletic Director: David Housel
 Head Coach: Jeff Lebo
 Assistant Coaches (Alma Mater):
 John Cooper (Wichita State, '91),
 Brandon Johnson (Central Michigan, '02),
 Dave Lebo (Shippensburg, '69)

FAST FACTS

Location: Auburn, Ala.
 Founded: 1856
 Enrollment: 22,500
 Nickname: Tigers
 Conference: Southeastern
 Home Court (Capacity): Beard-Eaves-Memorial Coliseum (10,500)
 Colors: Burnt Orange & Navy Blue

ABOUT THE TIGERS

Head Coach: Jeff Lebo
 Alma Mater: North Carolina, 1989
 Career Record: 115-63 (6 seasons)
 At Auburn: First Season
 2003-04 record: 14-14

KEEPING IN TOUCH

Media Relations Director: Meredith Jenkins
 Basketball Contact: Chuck Gallina
 MRD Office Phone: (334) 844-9701
 Gallina's Home Phone: (334) 502-0929
 Basketball Office: (334) 844-9760
 Press Row Phone: (334) 844-1933/1935
 MRD Mailing Address: Auburn University,
 Athletic Media Relations, PO Box 351, Auburn,
 AL 36831-0351
 Best Time to Call Coach Lebo: Contact MRD
 MRD Fax: (334) 844-9708
 Gallina's E-mail: gallina@auburn.edu
 Web site: www.auburntigers.com

THE SERIES

Overall: LSU leads, 72-56
 At Baton Rouge: LSU leads, 40-20
 At PMAC: LSU leads, 23-10
 At Auburn: Auburn leads, 31-29
 At Neutral Sites: Auburn leads, 5-3
 John Brady vs. Auburn: 5-9

2003-04 SCHEDULE

DATE	OPPONENT
Nov. 19	at Temple
Nov. 22	Furman
Nov. 24	Nicholls State
Nov. 27	Louisiana Tech
Nov. 30	Colorado State
Dec. 3	at Virginia
Dec. 5	Wofford
Dec. 7	at College of Charleston
Dec. 12	UNLV
Dec. 20-22	at San Juan Shootout
Dec. 30	Belmont
Jan. 5	at Mississippi State
Jan. 12	Florida
Jan. 15	Ole Miss
Jan. 22	at Arkansas
Jan. 26	Alabama
Jan. 29	Tennessee
Feb. 2	at Ole Miss
Feb. 5	Mississippi State
Feb. 9	at LSU
Feb. 12	at South Carolina
Feb. 16	Vanderbilt
Feb. 19	at Georgia
Feb. 23	at Kentucky
Feb. 26	LSU
March 2	at Alabama
March 5	Arkansas
March 10-13	at SEC Tournament

2003-04 RESULTS

DATE	OPPONENT	SCORE
Nov. 17	Charleston	W, 66-62
Nov. 21	W. Kentucky	W, 86-64
Nov. 23	UMES	W, 85-61
Nov. 29	Grambling State	W, 105, 56
Dec. 1	Colorado State	W, 84-54
Dec. 7	Air Force	W, 68-49
Dec. 10	Montana	W, 73-51
Dec. 20	UNLV	L, 82-69
Dec. 22	Georgia State	L, 77-72
Dec. 30	Southern Miss	W, 78-60
Jan. 2	New Orleans	W, 70-55
Jan. 7	Vanderbilt	L, 59-53
Jan. 10	Ole Miss	W, 80-53
Jan. 14	South Carolina	L, 53-51
Jan. 17	Alabama	L, 69-46
Jan. 21	Arkansas	W, 70-63
Jan. 24	Florida	L, 68-52
Jan. 31	Mississippi State	L, 73-68
Feb. 4	Arkansas	L, 74-52
Feb. 7	Georgia	W, 57-54
Feb. 14	Ole Miss	L, 72-68
Feb. 18	LSU	W, 80-68
Feb. 21	Kentucky	L, 68-59
Feb. 24	Alabama	L, 72-71
Feb. 28	Tennessee	L, 75-69
March 2	Mississippi State	L, 105-91
March 6	LSU	W, 78-66
March 11	Georgia	L, 73-59

ROSTER

NO.	NAME	CL-EXP	HT	WT	PTS	REB
1	Frank Tolbert	Fr.-HS	6-3	220	---	---
2	Daniel Hayles	Fr.-HS	6-5	215	---	---
3	Ian Young	Sr.-1L	6-3	200	10.0	2.3
5	Ryan Powers	Fr.-HS	6-4	180	---	---
10	Troy Gaines	Sr.-2L	6-1	185	3.8	0.8
12	Moses Edun	So.-1L	6-6	195	0.5	0.5
15	Brett Howell	So.-TR	6-1	175	---	---
21	Quinnell Brown	Sr.-1L	6-6	210	7.1	3.0
23	Toney Douglas	Fr.-HS	6-1	190	---	---
24	Nathan Watson	Sr.-3L	6-3	200	7.5	2.7
33	Ronny LeMelle	Sr.-1L	6-5	200	6.0	2.1
35	Ryan Daniel	Fr.-HS	6-11	215	---	---

Florida

SATURDAY, FEB. 19, MARAVICH ASSEMBLY CENTER, 2 P.M. (JP SPORTS)



WHO'S WHO

President: Dr. Bernie Machen
 Athletic Director: Jeremy Foley
 Head Coach: Billy Donovan
 Assistant Coaches (Alma Mater):
 Anthony Grant (Dayton, '87),
 Donnie Jones (Pikeville, '88),
 Larry Shyatt (College of Wooster, '73)

FAST FACTS

Location: Gainesville, Fla.
 Founded: 1853
 Enrollment: 48,184
 Nickname: Gators
 Conference: Southeastern
 Home Court (Capacity): Stephen C. O'Connell Center (12,000)
 Colors: Orange & Blue

ABOUT THE GATORS

Head Coach: Billy Donovan
 Alma Mater: Providence, 1987
 Career Record: 204-104 (10 seasons)
 At Florida: 169-84 (8 seasons)
 2003-04 record: 20-11

KEEPING IN TOUCH

Sports Information Director: Steve McClain
 Basketball Contact: Fred Demarest
 SID Office Phone: (352) 375-4683, ext. 6119
 Demarest's Home Phone: (352) 271-3986
 Basketball Office: (352) 375-4683, ext. 4285
 Press Row Phone: (352) 371-0281
 SID Mailing Address: University of Florida,
 Sports Information Office, PO Box 14485,
 Gainesville, FL 32604-2485
 Best Time to Call Coach Donovan: SEC
 Teleconference
 SID Fax: (352) 375-4809
 Demarest's E-mail: Fredd@gators.uaa.ufl.edu
 Web site: www.gatorzone.com

THE SERIES

Overall: LSU leads, 56-35
 At Baton Rouge: LSU leads, 31-11
 At PMAC: LSU leads, 19-7
 At Gainesville: Florida leads, 23-17
 John Brady vs. Florida: 3-6

2004-05 SCHEDULE

DATE	OPPONENT
Nov. 19	at Jacksonville State
Nov. 23	Florida Atlantic
Nov. 27	Providence (at Miami, Fla.)
Nov. 30	Florida A&M
Dec. 4	Miami, Fla.
Dec. 8	Stetson
Dec. 11	Louisville
Dec. 19	Georgia Southern
Dec. 22	Eastern Kentucky
Dec. 29	Sam Houston State
Jan. 2	at Florida State
Jan. 8	Arkansas
Jan. 12	at Auburn
Jan. 15	at Vanderbilt
Jan. 19	Tennessee
Jan. 26	Georgia
Jan. 29	South Carolina
Feb. 1	at Mississippi State
Feb. 5	Alabama
Feb. 8	at Kentucky
Feb. 12	at Tennessee
Feb. 16	Ole Miss
Feb. 19	at LSU
Feb. 23	Vanderbilt
Feb. 27	at South Carolina
March 2	at Georgia
March 6	Kentucky
March 10-13	at SEC Tournament

2003-04 RESULTS

DATE	OPPONENT	SCORE
Nov. 25	Montana State	W, 112-73
Nov. 28	Arizona	W, 78-77
Dec. 2	Florida A&M	W, 102-78
Dec. 4	Central Florida	W, 59-39
Dec. 6	Stetson	W, 74-61
Dec. 10	Maryland	L, 69-68
Dec. 13	Louisville	L, 73-65
Dec. 20	West Virginia	W, 70-57
Dec. 22	Northeastern	W, 101-84
Dec. 27	Eastern Kentucky	W, 109-63
Jan. 3	Florida State	W, 87-73
Jan. 7	South Carolina	W, 65-62
Jan. 10	Tennessee	W, 95-57
Jan. 17	Vanderbilt	L, 72-86
Jan. 21	Mississippi State	L, 79-68
Jan. 24	Auburn	W, 68-52
Jan. 27	Alabama	W, 88-78
Jan. 31	Tennessee	L, 65-63
Feb. 3	Kentucky	L, 68-65
Feb. 7	Vanderbilt	W, 81-71
Feb. 14	LSU	L, 73-70
Feb. 17	Georgia	L, 76-62
Feb. 21	Ole Miss	W, 81-66
Feb. 25	South Carolina	W, 69-58
Feb. 28	Arkansas	W, 73-68
March 3	Georgia	W, 63-55
March 7	Kentucky	L, 82-62
March 12	Alabama	W, 75-73
March 13	Vanderbilt	W, 91-69
March 14	Kentucky	L, 89-73
March 18	Manhattan	L, 75-60

ROSTER

NO.	NAME	CL-EXP	HT	WT	PTS	REB
1	Anthony Roberson	Jr.-2L	6-1	180	17.9	3.6*
2	Corey Brewer	Fr.-HS	6-8	183	---	---
3	Seth Haimovitch	Sr.-3L	6-1	176	0.0	0.0
4	Adrian Moss	Jr.-2L	6-9	238	6.8	4.6
10	Cornelius Ingram	Fr.-HS	6-4	206	---	---
11	Taurean Green	Fr.-HS	6-0	170	---	---
12	Lee Humphrey	So.-1L	6-2	180	3.8	1.2
13	Joakim Noah	Fr.-HS	6-11	200	---	---
21	Mohamed Abukar	So.-1L	6-10	200	2.7	2.1
24	David Lee	Sr.-3L	6-9	249	13.3	6.8
32	Chris Richard	So.-1L	6-8	245	3.8	2.6
42	Al Horford	Fr.-HS	6-8	225	---	---
44	Matt Walsh	Jr.-2L	6-6	205	15.8	4.8

* - denotes average assists

Opponents

Georgia

WEDNESDAY, FEB. 2, STEGEMAN COLISEUM, ATHENS, GA., 6 P.M. CST



WHO'S WHO

President: Dr. Michael F. Adams
Athletic Director: Damon Evans
Head Coach: Dennis Felton
Assistant Coaches (Alma Mater):
Pete Herrmann (SUNY-Geneseo, '70),
Mike Jones (Howard, '90),
Desmond Oliver (Dominican, '92)

FAST FACTS

Location: Athens, Ga.
Founded: 1785
Enrollment: 33,878
Nickname: Bulldogs
Conference: Southeastern
Home Court (Capacity): Stegeman Coliseum (10,523)
Colors: Red & Black

ABOUT THE BULLDOGS

Head Coach: Dennis Felton
Alma Mater: Howard, 1985
Career Record: 116-68 (6 seasons)
At Georgia: 16-14 (1 season)
2003-04 record: 16-14

KEEPING IN TOUCH

Sports Information Director: Claude Felton
Basketball Contact: Tim Hix
SID Office Phone: (706) 542-1621
Hix's Home Phone: (770) 513-0840
Basketball Office: (706) 542-1143
Press Row Phone: (706) 542-8052
SID Mailing Address: University of Georgia,
Sports Information Office, PO Box 1472,
Athens, GA 30603
Best Time to Call Coach Felton: Contact SID
SID Fax: (706) 542-7993
Hix's E-mail: thix@sports.uga.edu
Web site: www.georgiadogs.com

THE SERIES

Overall: LSU leads, 55-39
At Baton Rouge: LSU leads, 29-13
At PMAC: LSU leads, 15-11
At Athens: Georgia leads, 22-19
At Neutral Sites: LSU leads, 7-4
John Brady vs. Georgia: 5-4

2004-05 SCHEDULE

DATE	OPPONENT
Nov. 23	Western Kentucky
Nov. 26	Nevada
Dec. 1	Alabama A&M
Dec. 5	at Georgia Tech
Dec. 8	Gardner-Webb
Dec. 11	Oregon State (at Atlanta)
Dec. 19	Wofford
Dec. 22	Bethune-Cookman
Dec. 28	Savannah State
Dec. 31	Stetson
Jan. 5	Tennessee
Jan. 8	at South Carolina
Jan. 12	at Ole Miss
Jan. 15	Kentucky
Jan. 22	Vanderbilt
Jan. 26	at Florida
Jan. 29	at Alabama
Feb. 2	LSU
Feb. 5	South Carolina
Feb. 9	at Arkansas
Feb. 12	at Kentucky
Feb. 16	at Clemson
Feb. 19	Auburn
Feb. 23	Mississippi State
Feb. 26	at Vanderbilt
March 2	Florida
March 5	at Tennessee
March 10-13	at SEC Tournament

2003-04 RESULTS

DATE	OPPONENT	SCORE
Nov. 21	Western Carolina	W, 78-67
Nov. 25	Florida Atlantic	W, 99-84
Nov. 29	Gonzaga	L, 82-76
Dec. 2	Towson	W, 81-51
Dec. 5	Florida A&M	W, 77-59
Dec. 9	Winthrop	L, 80-60
Dec. 13	Clemson	W, 61-56
Dec. 18	South Alabama	W, 65-63
Dec. 22	Charleston Southern	W, 79-59
Dec. 30	Pittsburgh	L, 76-55
Jan. 3	Georgia Tech	W, 83-80
Jan. 7	Tennessee	L, 89-65
Jan. 10	South Carolina	L, 84-63
Jan. 17	Kentucky	W, 65-57
Jan. 21	Alabama	L, 45-42
Jan. 24	Mississippi State	L, 71-58
Jan. 28	LSU	L, 63-59
Jan. 31	Arkansas	W, 71-50
Feb. 4	Ole Miss	W, 64-51
Feb. 7	Auburn	L, 57-54
Feb. 11	Vanderbilt	L, 61-39
Feb. 14	Kentucky	W, 74-68
Feb. 17	Florida	W, 76-62
Feb. 21	Tennessee	W, 71-60
Feb. 28	South Carolina	L, 63-47
March 3	Florida	L, 63-55
March 6	Vanderbilt	W, 71-61
March 11	Auburn	W, 73-59
March 12	Kentucky	L, 69-60
March 17	Iowa State	L, 82-74

ROSTER

NO.	NAME	CL-EXP	HT	WT	PTS	REB
1	Robert Dozier	Fr.-HS	6-7	200	---	---
5	Buzz Wehunt	So.-1L	6-4	185	2.6	1.4
10	Jay McAuley	Jr.-2L	6-1	175	0.7	0.4
14	Levi Stukes	So.-1L	6-1	180	9.5	2.6
15	Steve Newman	So.-1L	6-8	230	2.7	2.1
23	Sundiata Gaines	Fr.-HS	6-1	180	---	---
25	Channing Toney	Fr.-HS	6-4	195	---	---
34	Corey Gibbs	Fr.-RS	6-7	240	---	---
42	Marcus Sikes	So.-1L	6-6	215	2.3	2.1
44	Dave Bliss	Fr.-HS	6-10	240	---	---
54	Joey Waldrop	So.-1L	7-0	300	0.8	0.7
	Kevin Brophy	Fr.-HS	6-1	180	---	---
	Alex Evans	Fr.-HS	6-3	205	---	---
	Sam Greavu	Fr.-HS	6-9	240	---	---
	Younes Idrissi	Fr.-HS	6-9	230	---	---

Kentucky

SATURDAY, JAN. 22, RUPP ARENA, LEXINGTON, KY, 12:30 P.M. CDT (CBS)



WHO'S WHO

President: Dr. Lee T. Todd, Jr.
Athletic Director: Mitch Barnhart
Head Coach: Orlando "Tubby" Smith
Assistant Coaches (Alma Mater):
Reggie Hanson (Kentucky, '91),
David Hobbs (Virginia Commonwealth, '71),
Scott Rigot (Buffalo, '86)

FAST FACTS

Location: Lexington, Ky.
Founded: 1865
Enrollment: 25,897
Nickname: Wildcats
Conference: Southeastern
Home Court (Capacity): Rupp Arena (23,000)
Colors: Blue & White

ABOUT THE WILDCATS

Head Coach: Orlando "Tubby" Smith
Alma Mater: High Point College, 1973
Career Record: 315-114 (13 seasons)
At Kentucky: 191-52 (7 seasons)
2003-04 record: 27-5

KEEPING IN TOUCH

Sports Information Director: Scott Stricklin
Asst. Basketball Contact: Mandy Polley
SID Office Phone: (859) 257-3838
Basketball Office: (859) 257-1916
Press Row Phone: (859) 252-3602
SID Mailing Address: University of Kentucky,
Media Relations Office, Memorial Coliseum,
Rm. 23, Lexington, KY 40506-0019
Best Time to Call Coach Smith: Contact SID
SID Fax: (859) 323-4310
Polley's E-mail: anpoll0@uky.edu
Web site: www.ukathletics.com

THE SERIES

Overall: Kentucky leads, 74-21
At Baton Rouge: Kentucky leads, 26-15
At PMAC: Series tied, 14-14
At Lexington: Kentucky leads, 36-4
At Neutral Sites: Kentucky leads, 12-2
John Brady vs. Kentucky: 1-6

2004-05 SCHEDULE

DATE	OPPONENT
Nov. 20	Coppin State
Nov. 23	at Ball State
Nov. 26	Georgia State
Nov. 30	Tennessee Tech
Dec. 4	at North Carolina
Dec. 8	Morehead State
Dec. 11	Indiana (at Louisville)
Dec. 18	at Louisville
Dec. 22	William & Mary
Dec. 29	Campbell
Jan. 5	South Carolina
Jan. 9	Kansas
Jan. 12	Vanderbilt
Jan. 15	at Georgia
Jan. 19	at Ole Miss
Jan. 22	LSU
Jan. 25	at Tennessee
Jan. 29	at Arkansas
Feb. 5	at Vanderbilt
Feb. 8	Florida
Feb. 12	Georgia
Feb. 15	at South Carolina
Feb. 19	Mississippi State
Feb. 23	Auburn
Feb. 26	at Alabama
March 2	Tennessee
March 6	at Florida
March 10-13	at SEC Tournament

2003-04 RESULTS

DATE	OPPONENT	SCORE
Nov. 21	Winthrop	W, 65-44
Nov. 28	Tennessee Tech	W, 108-81
Dec. 1	Marshall	W, 89-76
Dec. 6	UCLA	W, 52-50
Dec. 13	Michigan State	W, 79-74
Dec. 20	Indiana	W, 80-41
Dec. 23	Eastern Kentucky	W, 101-72
Dec. 27	Louisville	L, 65-56
Dec. 31	Austin Peay	W, 61-53
Jan. 3	North Carolina	W, 61-56
Jan. 10	Vanderbilt	W, 75-63
Jan. 13	Mississippi State	W, 67-66
Jan. 17	Georgia	L, 65-57
Jan. 20	Tennessee	W, 69-68
Jan. 25	Notre Dame	W, 71-63
Jan. 28	Ole Miss	W, 71-61
Jan. 31	Vanderbilt	L, 66-60
Feb. 3	Florida	W, 68-65
Feb. 7	South Carolina	W, 65-64
Feb. 10	Alabama	W, 66-55
Feb. 14	Georgia	L, 74-68
Feb. 18	Arkansas	W, 73-56
Feb. 21	Auburn	W, 68-59
Feb. 25	Tennessee	W, 92-60
Feb. 29	LSU	W, 70-64
March 3	South Carolina	W, 84-65
March 7	Florida	W, 82-62
March 12	Georgia	W, 69-60
March 13	South Carolina	W, 78-63
March 14	Florida	W, 89-73
March 19	Florida A&M	W, 96-76
March 21	UAB	L, 76-75

ROSTER

NO.	NAME	CL-EXP	HT	WT	PTS	REB
1	Brandon Stockton	Jr.-2L	5-9	167	1.0	0.4
2	Ravi Moss	Jr.-2L	6-2	176	1.7	1.2
3	Ramel Bradley	Fr.-HS	6-3	190	---	---
4	Rajon Rondo	Fr.-HS	6-1	165	---	---
5	Josh Carrier	Sr.-3L	6-5	202	1.2	0.9
10	Lukasz Obrzut	So.-1L	7-1	257	1.2	0.8
12	Preston LeMaster	Jr.-2L	6-2	177	0.0	0.7
13	Bobby Perry	So.-1L	6-7	215	1.3	1.5
21	Shagari Alleyne	So.-1L	7-3	258	0.8	0.7
22	Patrick Sparks	Jr.-TR	6-1	180	---	---
23	Sheray Thomas	So.-1L	6-7	218	1.7	1.1
24	Kelenna Azubuike	Jr.-2L	6-5	208	11.1	5.0
32	Joe Crawford	Fr.-HS	6-4	205	---	---
33	Randolph Morris	Fr.-HS	6-11	250	---	---
44	Chuck Hayes	Sr.-3L	6-6	247	10.7	8.1

Ole Miss

WEDNESDAY, JAN. 26, MARAVICH ASSEMBLY CENTER, 7 P.M.
WEDNESDAY, MARCH 2, "TAD" SMITH COLISEUM, OXFORD, MISS., 7 P.M.



WHO'S WHO

Chancellor: Dr. Robert C. Khayat
Athletic Director: Pete Boone
Head Coach: Rod Barnes
Assistant Coaches (Alma Mater):
Eric Bozeman (Arkansas Tech, '81),
Tracy Dildy (Illinois-Chicago, '91),
Michael White (Ole Miss, '00)

FAST FACTS

Location: Oxford, Miss.
Founded: 1848
Enrollment: 16,080
Nickname: Rebels
Conference: Southeastern
Home Court (Capacity): "Tad" Smith Coliseum (8,700)
Colors: Cardinal Red & Navy Blue

ABOUT THE REBELS

Head Coach: Rod Barnes
Alma Mater: Ole Miss, 1988
Career Record: 113-76 (6 seasons)
At Ole Miss: 113-76 (6 seasons)
2003-04 record: 13-15

KEEPING IN TOUCH

Media Relations Director: Langston Rogers
Basketball Contact: Kyle Campbell
MRD Office Phone: (662) 915-7544
Rogers' Cell Phone: (662) 816-7544
Basketball Office: (662) 915-7534
Press Row Phone: (662) 236-1931
MRD Mailing Address: University of Mississippi, Media Relations Office, PO Box 217, University, MS 38677
Best Time to Call Coach Barnes: Contact MRD
MRD Fax: (662) 915-7006
Campbell's E-mail: ekcampbe@olemiss.edu
Web site: www.olemissports.com

THE SERIES

Overall: LSU leads, 108-77
At Baton Rouge: LSU leads, 69-27
At PMAC: LSU leads, 28-5
At Oxford: Ole Miss leads, 48-33
At Neutral Sites: LSU leads, 6-2
John Brady vs. Ole Miss: 6-8

2004-05 SCHEDULE

DATE	OPPONENT
Nov. 14-16	at BCA Classic (Milwaukee, Wisc.)
Nov. 19	Tennessee Tech
Dec. 1	at Arkansas State
Dec. 4	Florida State
Dec. 11	at Memphis
Dec. 13	Nicholls State
Dec. 15	Troy
Dec. 18	Louisiana-Monroe
Dec. 21	Tennessee-Martin (at Tupelo, Miss.)
Dec. 29	at Virginia Commonwealth
Dec. 31	Southeastern La.
Jan. 5	at Arkansas
Jan. 8	Mississippi State
Jan. 12	Georgia
Jan. 15	at Auburn
Jan. 19	Kentucky
Jan. 22	Alabama
Jan. 26	at LSU
Jan. 29	at Vanderbilt
Feb. 2	Auburn
Feb. 5	Arkansas
Feb. 12	at Alabama
Feb. 16	at Florida
Feb. 19	Tennessee
Feb. 26	at Mississippi State
March 2	LSU
March 6	at South Carolina
March 10-13	at SEC Tournament

2003-04 RESULTS

DATE	OPPONENT	SCORE
Nov. 21	Arkansas State	L, 74-69
Nov. 25	Centenary	W, 72-60
Nov. 29	Southeastern La.	W, 52-48
Dec. 3	Florida State	L, 66-60
Dec. 6	Memphis	L, 73-62
Dec. 17	Evansville	W, 69-66
Dec. 20	Louisiana-Monroe	W, 66-64
Dec. 22	Jacksonville State	W, 64-56
Dec. 28	Nicholls State	W, 79-46
Dec. 30	Alabama State	W, 68-44
Jan. 3	East Carolina	W, 65-49
Jan. 7	Mississippi State	L, 61-54
Jan. 10	Auburn	L, 80-53
Jan. 17	Arkansas	L, 86-78
Jan. 21	LSU	W, 53-49
Jan. 24	Alabama	W, 71-60
Jan. 28	Kentucky	L, 71-61
Jan. 31	South Carolina	W, 79-68
Feb. 4	Georgia	L, 64-51
Feb. 7	Mississippi State	L, 80-56
Feb. 14	Auburn	W, 72-68
Feb. 18	Tennessee	L, 83-66
Feb. 21	Florida	L, 81-66
Feb. 25	Vanderbilt	L, 77-65
Feb. 28	Alabama	L, 84-69
March 3	LSU	L, 58-45
March 6	Arkansas	W, 55-45
March 11	Vanderbilt	L, 70-50

ROSTER

NO.	NAME	CL-EXP	HT	WT	PTS	REB
1	Brian Smith	Fr.-HS	5-11	170	---	---
2	Sam Agee	So.-1L	6-6	212	0.6	0.3
3	Marvin Moore	Sr.-1L	6-6	217	2.0	0.9
4	Kendrick Fox	Sr.-3L	6-7	212	5.1	2.5
10	Todd Abernethy	So.-1L	6-1	188	5.4	1.5
11	Londrick Nolen	Jr.-JC	6-6	180	---	---
12	Justin Johnson	So.-1L	6-0	186	5.3	1.9
15	Brandon Patterson	Fr.-HS	6-6	170	---	---
20	Bam Doyne	So.-1L	6-4	170	1.5	1.4
21	Cavadas Nunnery	Sr.-2L	5-9	170	1.2	1.3
24	Ed Glass	Sr.-1L	6-2	212	1.9	1.3
32	Jermey Parnell	Fr.-HS	6-9	236	---	---
33	Chris Rhodes	Sr.-3L	6-7	225	0.4	0.8
44	Dwayne Curtis	So.-TR	6-9	235	---	---
34	Tommie Eddie	Sr.-1L	6-7	256	5.3	3.0
54	Lonnie Jackson	Jr.-1L	6-8	196	0.4	0.4

Mississippi State

SATURDAY, JAN. 29, MARAVICH ASSEMBLY CENTER, 2 P.M. (JP SPORTS)
WEDNESDAY, FEB. 16, HUMPHREY COLISEUM, STARKVILLE, MISS., 7 P.M. (JP SPORTS)



WHO'S WHO

President: Dr. J. Charles Lee
Athletic Director: Larry Templeton
Head Coach: Rick Stansbury
Assistant Coaches (Alma Mater):
Phil Cunningham (Campbellville, '90),
Robert Kirby (Pan American, '83),
Mark White (Austin Peay, '88)

FAST FACTS

Location: Starkville, Miss.
Founded: 1878
Enrollment: 15,934
Nickname: Bulldogs
Conference: Southeastern
Home Court (Capacity): Humphrey Coliseum (10,500)
Colors: Maroon & White

ABOUT THE BULLDOGS

Head Coach: Rick Stansbury
Alma Mater: Campbellville, 1982
Career Record: 126-64 (6 seasons)
At Mississippi State: 126-64 (6 seasons)
2003-04 record: 26-4

KEEPING IN TOUCH

Media Relations Director: Mike Nemeth
Basketball Contact: David Rosinski
MRD Office Phone: (662) 325-2703
Rosinski's Home Phone: (662) 324-0497
Basketball Office: (662) 325-3800
Press Row Phone: (662) 325-3776
MRD Mailing Address: Mississippi State University, Media Relations Office, PO Box 5308, Mississippi State, MS 39762
Best Time to Call Coach Stansbury: Contact MRD
MRD Fax: (662) 325-3654
Rosinski's E-mail: rosinski@athletics.msstate.edu
Web site: www.msstateathletics.com

THE SERIES

Overall: LSU leads, 97-88
At Baton Rouge: LSU leads, 61-31
At PMAC: LSU leads, 19-13
At Starkville: LSU leads, 52-35
At Neutral Sites: Series tied, 3-3
John Brady vs. Mississippi State: 5-12

2004-05 SCHEDULE

DATE	OPPONENT
Nov. 11	Fairfield (at Birmingham, Ala.)
Nov. 12-19	at Coaches vs. Cancer Classic
Nov. 21	Nicholls State
Nov. 23	Missouri-Kansas City
Dec. 2	South Alabama
Dec. 5	Arizona (at Anaheim, Calif.)
Dec. 11	Arkansas-Little Rock
Dec. 13	at New Orleans
Dec. 18	at Xavier
Dec. 20	Florida A&M
Dec. 22	Jacksonville State (at Jackson, Miss.)
Dec. 30	Virginia Tech (at New Orleans, La.)
Jan. 5	Auburn
Jan. 8	at Ole Miss
Jan. 12	at Tennessee
Jan. 15	Arkansas
Jan. 18	at Alabama
Jan. 22	South Carolina
Jan. 29	at LSU
Feb. 1	Florida
Feb. 5	at Auburn
Feb. 12	Vanderbilt
Feb. 16	LSU
Feb. 19	at Kentucky
Feb. 23	at Georgia
Feb. 26	Ole Miss
March 1	at Arkansas
March 2	Alabama
March 10-13	at SEC Tournament

2003-04 RESULTS

DATE	OPPONENT	SCORE
Nov. 22	Tennessee-Martin	W, 90-74
Nov. 26	South Alabama	W, 71-62
Nov. 29	W. Kentucky	W, 81-75
Dec. 1	McNeese State	W, 92-69
Dec. 3	UL Monroe	W, 76-52
Dec. 6	UAB	W, 86-84
Dec. 13	Xavier	W, 82-70
Dec. 16	New Orleans	W, 77-59
Dec. 20	Santa Clara	W, 66-61
Dec. 27	Tulane	W, 72-50
Jan. 3	Arkansas-L.R.	W, 68-58
Jan. 7	Ole Miss	W, 61-54
Jan. 10	Arkansas	W, 80-62
Jan. 13	Kentucky	L, 67-66
Jan. 17	LSU	W, 64-54
Jan. 21	Florida	W, 79-68
Jan. 24	Georgia	W, 71-58
Jan. 28	Tennessee	W, 82-60
Jan. 31	Auburn	W, 73-68
Feb. 7	Ole Miss	W, 80-56
Feb. 11	South Carolina	W, 79-75
Feb. 14	Arkansas	W, 77-70
Feb. 21	Alabama	L, 77-73
Feb. 25	LSU	W, 84-58
Feb. 28	Vanderbilt	W, 72-69
March 2	Auburn	W, 105-91
March 6	Alabama	W, 82-81
March 12	Vanderbilt	L, 74-70
March 19	Monmouth	W, 85-52
March 21	Xavier	L, 89-74

ROSTER

NO.	NAME	CL-EXP	HT	WT	PTS	REB
1	Charles Rhodes	Fr.-HS	6-9	230	---	---
2	Jerrell Houston	Fr.-HS	6-8	220	---	---
3	Billy Begley	So.-SQ	6-1	180	0.4	0.6
4	Lawrence Roberts	Sr.-3L	6-9	235	16.9	10.1
5	Jamall Edmondson	Jr.-JC	5-9	180	---	---
11	Gary Ervin	So.-1L	5-11	170	5.4	1.1
12	Seth Cannon	Sr.-SQ	6-0	180	---	---
20	Michael Boler	So.-1L	6-5	180	0.3	1.0
21	Shane Power	Sr.-3L	6-5	215	9.7	4.2
22	Dietric Slater	So.-1L	6-3	190	1.0	0.5
23	Winsome Frazier	Sr.-3L	6-4	175	13.1	4.1
25	Wesley Morgan	Jr.-1L	7-2	245	2.1	1.6
31	Ontario Harper	Sr.-2L	6-5	205	7.4	4.9
41	Piotr Stelmach	So.-1L	6-9	235	0.9	1.1
42	Walter Sharpe	Fr.-HS	6-10	245	---	---
50	Marcus Campbell	Sr.-3L	7-0	260	6.2	3.9

Opponents

South Carolina

WEDNESDAY, JAN. 12, MARAVICH ASSEMBLY CENTER, 7 P.M.



WHO'S WHO

President: Dr. Andrew Sorensen
Athletic Director: Dr. Mike McGee
Head Coach: Dave Odom
Assistant Coaches (Alma Mater):
Rick Duckett (North Carolina, '80),
Barry Sanderson (Alabama, '90),
Ricky Stokes (Virginia, '84)

FAST FACTS

Location: Columbia, S.C.
Founded: 1801
Enrollment: 26,000
Nickname: Gamecocks
Conference: Southeastern
Home Court (Capacity): The Colonial Center (18,000)
Colors: Garnett & Black

ABOUT THE GAMECOCKS

Head Coach: Dave Odom
Alma Mater: Guilford, 1965
Career Record: 335-216 (18 seasons)
At South Carolina: 57-42 (3 seasons)
2003-04 record: 23-11

KEEPING IN TOUCH

Sports Information Director: Kerry Tharp
Basketball Contact: Michelle Schmitt
SID Office Phone: (803) 777-7872
Schmitt's Home Phone: (803) 463-0359
Basketball Office: (803) 777-4198
Press Row Phone: (803) 777-6182
SID Mailing Address: Rex Enright Center,
1300 Rosewood Drive, Columbia, SC 29208
Best Time to Call Coach Odom: Mornings
SID Fax: (803) 777-2967
Schmitt's E-mail: mschmitt@gwm.sc.edu
Web site: www.uscsports.com

THE SERIES

Overall: South Carolina leads, 11-6
At Baton Rouge: Series tied, 3-3
At PMAC: Series tied, 3-3
At Columbia: South Carolina leads, 5-3
At Neutral Sites: South Carolina leads, 3-0
John Brady vs. South Carolina: 3-5

2004-05 SCHEDULE

DATE	OPPONENT
Nov. 21	Western Carolina
Nov. 24	Winthrop
Nov. 27	Temple
Dec. 1	Appalachian State
Dec. 4	Clemson
Dec. 14	South Florida
Dec. 18	at Kansas
Dec. 20	East Carolina (at Mobile, Ala.)
Dec. 22	South Carolina State
Dec. 29	at Pittsburgh
Dec. 31	Wofford
Jan. 5	at Kentucky
Jan. 8	Georgia
Jan. 12	at LSU
Jan. 15	Tennessee
Jan. 22	at Mississippi State
Jan. 26	Vanderbilt
Jan. 29	at Florida
Feb. 2	Arkansas
Feb. 5	at Georgia
Feb. 12	Auburn
Feb. 15	Kentucky
Feb. 19	at Alabama
Feb. 23	at Tennessee
Feb. 27	Florida
March 2	at Vanderbilt
March 6	Ole Miss
March 10-13	at SEC Tournament

2003-04 RESULTS

DATE	OPPONENT	SCORE
Nov. 17	Gardner-Webb	W, 83-74
Nov. 18	Idaho	W, 76-66
Nov. 21	Navy	W, 73-40
Nov. 24	SW Missouri St.	W, 77-64
Nov. 25	Richmond	W, 67-61
Nov. 29	Campbell	W, 77-48
Dec. 3	The Citadel	W, 70-38
Dec. 6	Clemson	W, 76-61
Dec. 15	Temple	L, 71-61
Dec. 17	Charleston S.	W, 71-36
Dec. 20	NC State	W, 58-55
Dec. 22	South Carolina St.	W, 86-50
Dec. 30	Yale	W, 59-48
Jan. 2	Appalachian St.	W, 78-58
Jan. 7	Florida	L, 65-62
Jan. 10	Georgia	W, 84-63
Jan. 14	Auburn	W, 53-51
Jan. 17	Tennessee	W, 85-64
Jan. 24	LSU	W, 61-55
Jan. 28	Vanderbilt	W, 57-55
Jan. 31	Ole Miss	L, 79-68
Feb. 4	Alabama	W, 90-82
Feb. 7	Kentucky	L, 65-64
Feb. 11	Mississippi State	L, 79-75
Feb. 14	Vanderbilt	W, 82-75
Feb. 21	Arkansas	L, 82-66
Feb. 25	Florida	L, 69-58
Feb. 28	Georgia	W, 63-47
March 3	Kentucky	L, 84-65
March 6	Tennessee	L, 63-56
March 11	Arkansas	W, 91-81
March 12	LSU	W, 85-64
March 13	Kentucky	L, 78-63
March 19	Memphis	L, 59-43

ROSTER

NO.	NAME	CL-EXP	HT	WT	PTS	REB
1	Tre Kelley	So.-1L	6-0	193	5.0	1.2
2	Stephen McDowell	Fr.-HS	5-11	165	---	---
10	Roderick Trice	Jr.-JC	6-4	200	---	---
13	Paulius Joneliunas	So.-1L	6-10	243	0.6	1.1
14	Antoine Tisby	Jr.-JC	6-8	228	---	---
15	Carlos Powell	Sr.-3L	6-7	220	12.3	6.3
21	Tarence Kinsey	Jr.-2L	6-6	189	8.3	3.3
23	Dwayne Day	Fr.-HS	6-6	185	---	---
25	Jon Land	Sr.-2L	6-4	198	0.6	0.6
31	Josh Gonner	Sr.-1L	6-2	181	12.1	2.3
33	Brandon Wallace	So.-1L	6-9	185	3.7	3.4
34	Renaldo Balkman	So.-1L	6-7	198	7.1	4.7
54	John Chappell	Sr.-3L	6-10	235	1.4	1.4

Tennessee

SATURDAY, FEB. 5, THOMPSON-BOLING ARENA, KNOXVILLE, TENN., 6 P.M.
(FOX SPORTS NET)



WHO'S WHO

President: Dr. John Petersen
Athletic Director: Mike Hamilton
Head Coach: Buzz Peterson
Assistant Coaches (Alma Mater):
Chuck Benson (Carson-Newman, '91),
Ed Conroy (The Citadel, '89),
Chris Ferguson (Cumberland College, '81)

FAST FACTS

Location: Knoxville, Tenn.
Founded: 1794
Enrollment: 25,058
Nickname: Volunteers
Conference: Southeastern
Home Court (Capacity): Thompson-Boling
Arena (24,535)
Colors: Orange & White

ABOUT THE VOLUNTEERS

Head Coach: Buzz Peterson
Alma Mater: North Carolina, 1986
Career Record: 152-92 (8 seasons)
At Tennessee: 47-42 (3 seasons)
2003-04 record: 15-14

KEEPING IN TOUCH

Sports Information Director: Bud Ford
Basketball Contact: Craig Pinkerton
SID Office Phone: (865) 974-1212
Pinkerton's Home Phone: (865) 670-1821
Basketball Office: (865) 974-1206
Press Row Phone: (865) 544-0789
SID Mailing Address: University of Tennessee,
Sports Information Office, PO Box 15016,
Knoxville, TN 37901
Best Time to Call Coach Peterson: Contact SID
SID Fax: (865) 974-1269
Pinkerton's E-mail: cpinker1@tennessee.edu
Web site: www.utsports.com

THE SERIES

Overall: Tennessee leads, 53-40
At Baton Rouge: LSU leads, 24-20
At PMAC: LSU leads, 16-11
At Knoxville: Tennessee leads, 27-14
At Neutral Sites: Tennessee leads, 6-2
John Brady vs. Tennessee: 2-6

2004-05 SCHEDULE

DATE	OPPONENT
Nov. 22-24	at Maui Invitational
Nov. 29	Wofford
Dec. 5	UT-Chattanooga
Dec. 11	Xavier
Dec. 14	Alabama State
Dec. 18	at New Mexico
Dec. 20	Belmont
Dec. 23	Campbell
Dec. 30	Nebraska
Jan. 2	Coastal Carolina
Jan. 5	at Georgia
Jan. 8	Vanderbilt
Jan. 12	Mississippi State
Jan. 15	at South Carolina
Jan. 19	at Florida
Jan. 22	at Louisville
Jan. 25	Kentucky
Jan. 29	at Auburn
Feb. 2	at Vanderbilt
Feb. 5	LSU
Feb. 9	Alabama
Feb. 12	Florida
Feb. 19	at Ole Miss
Feb. 23	South Carolina
Feb. 26	at Arkansas
March 2	at Kentucky
March 5	Georgia
March 10-13	at SEC Tournament

2003-04 RESULTS

DATE	OPPONENT	SCORE
Nov. 21	Wofford	W, 81-70
Nov. 28	Tennessee State	W, 81-56
Dec. 2	Texas A&M	W, 108-84
Dec. 13	Nebraska	L, 77-62
Dec. 17	The Citadel	W, 99-49
Dec. 20	Georgia State	W, 87-71
Dec. 22	Tennessee Tech	W, 79-61
Dec. 30	UNC-Asheville	W, 80-67
Jan. 3	Massachusetts	W, 74-66
Jan. 7	Georgia	W, 89-65
Jan. 10	Florida	L, 95-57
Jan. 14	Vanderbilt	W, 76-66
Jan. 17	South Carolina	L, 85-64
Jan. 20	Kentucky	L, 69-68
Jan. 25	Louisville	L, 65-62
Jan. 28	Mississippi State	L, 82-60
Jan. 31	Florida	W, 65-63
Feb. 4	LSU	L, 84-67
Feb. 7	Georgia Tech	L, 77-62
Feb. 11	Arkansas	W, 69-65
Feb. 14	Alabama	L, 83-70
Feb. 18	Ole Miss	W, 83-66
Feb. 21	Georgia	L, 71-60
Feb. 25	Kentucky	L, 92-60
Feb. 28	Auburn	W, 75-69
March 3	Vanderbilt	L, 61-58
March 6	South Carolina	W, 63-56
March 11	Alabama	L, 84-49
March 17	George Mason	L, 58-55

ROSTER

NO.	NAME	CL-EXP	HT	WT	PTS	REB
1	Major Wingate	So.-1L	6-10	250	3.6	2.5
2	Scotter McFadgon	Sr.-1L	6-5	205	17.6	4.4
3	Stanley Asumnu	Jr.-2L	6-5	205	5.2	2.4
4	Brandon Crump	Sr.-3L	6-10	250	14.8	6.8
5	Chris Lofton	Fr.-HS	6-2	190	---	---
10	Jajuan Smith	Fr.-HS	6-1	181	---	---
11	Eddie DeBro	Jr.-SQ	5-11	185	---	---
12	Pee-Wee Gash	Jr.-2L	5-7	150	0.3	0.0
15	Jordan Howell	Fr.-RS	6-3	185	---	---
22	Andre Patterson	Jr.-TR	6-7	210	---	---
23	Dane Bradshaw	So.-1L	6-4	205	3.4	2.1
31	Fred Smthwick	Sr.-2L	6-7	217	0.8	0.2
32	C.J. Watson	Jr.-2L	6-2	170	11.5	5.0*
33	Jemere Hendrix	Jr.-1L	6-8	220	6.8	6.2
42	Elliott DeVoe	Fr.-HS	6-6	180	---	---

* - denotes average assists

Vanderbilt

SATURDAY, MARCH 5, MARAVICH ASSEMBLY CENTER, 7 P.M.



WHO'S WHO

Chancellor: Gordon Gee
Athletic Director: Todd Turner
Head Coach: Kevin Stallings
Assistant Coaches (Alma Mater):
Brad Frederick (North Carolina, '99),
Jeff Jackson (Cornell, '84),
Dan Muller (Illinois State, '98),
Tom Richardson (St. Xavier, '77)

FAST FACTS

Location: Nashville, Tenn.
Founded: 1873
Enrollment: 6,319
Nickname: Commodores
Conference: Southeastern
Home Court (Capacity): Memorial Gymnasium
(14,168)
Colors: Black & Gold

2004-05 SCHEDULE

DATE	OPPONENT
Nov. 19	Toledo
Nov. 21-27	at Las Vegas Holiday Invitational
Dec. 1	Austin Peay
Dec. 4	at Oregon
Dec. 9	at Cincinnati
Dec. 18	TCU
Dec. 20	Central Michigan
Dec. 22	Appalachian State
Dec. 29	Dayton
Jan. 2	Louisiana-Lafayette
Jan. 5	Alabama
Jan. 8	at Tennessee
Jan. 12	at Kentucky
Jan. 15	Florida
Jan. 22	at Georgia
Jan. 26	at South Carolina
Jan. 29	Ole Miss
Feb. 2	Tennessee
Feb. 5	Alabama
Feb. 7	Texas Pan-American
Feb. 12	at Mississippi State
Feb. 16	at Auburn
Feb. 19	Arkansas
Feb. 23	at Florida
Feb. 26	Georgia
March 2	South Carolina
March 5	at LSU
March 10-13	at SEC Tournament

ROSTER

NO.	NAME	CL-EXP	HT	WT	PTS	REB
1	Mario Moore	Jr.-2L	5-11	181	11.2	2.7
2	Alex Gordon	Fr.-HS	5-11	165	---	---
3	Jason Holwerda	Sr.-3L	6-6	214	4.2	2.2
5	LaBraun Andrews	Jr.-TR	6-7	205	---	---
11	Alan Metcalfe	Fr.-HS	6-9	248	---	---
13	Dawid Przybyszewski	Sr.-3L	7-2	261	8.3	3.7
20	Dan Cage	So.-1L	6-5	215	2.4	0.6
22	DeMarre Carroll	Fr.-HS	6-7	204	---	---
32	Shan Foster	Fr.-HS	6-6	198	---	---
33	Julian Terrell	Jr.-2L	6-9	249	6.4	4.2
42	Davis Nwankwo	Fr.-HS	6-9	240	---	---
44	Corey Smith	Sr.-3L	6-6	242	6.8	3.4
54	Ted Skuchas	So.-1L				

ABOUT THE COMMODORES

Head Coach: Kevin Stallings
Alma Mater: Purdue, 1982
Career Record: 208-132 (11 seasons)
At Vanderbilt: 85-69 (5 seasons)
2003-04 record: 23-10

KEEPING IN TOUCH

Sports Information Director: Rod Williamson
Basketball Contact: Andre Foushee
SID Office Phone: (615) 322-4121
Foushee Home Phone: (615) 268-5534
Basketball Office: (615) 322-6530
Press Row Phone: (615) 320-0436
SID Mailing Address: Vanderbilt University,
Athletic Media Relations, PO Box 120158,
Nashville, TN 37212
Best Time to Call Coach Stallings: Contact SID
SID Fax: (615) 343-7064
Foushee's E-mail:
andre.foushee@vanderbilt.edu
Web site: www.vucommodores.com

THE SERIES

Overall: Vanderbilt leads, 53-45
At Baton Rouge: LSU leads, 28-17
At PMAC: LSU leads, 19-9
At Nashville: Vanderbilt leads, 32-12
At Neutral Sites: LSU leads, 5-4
John Brady vs. Vanderbilt: 4-6

2003-04 RESULTS

DATE	OPPONENT	SCORE
Nov. 21	Belmont	W, 74-59
Nov. 24	Indiana	W, 73-60
Nov. 29	Tennessee-Martin	W, 94-60
Dec. 3	IUPUI	W, 86-68
Dec. 6	Michigan	W, 83-63
Dec. 10	Tennessee State	W, 85-64
Dec. 13	Tennessee Tech	W, 98-79
Dec. 20	Wofford	W, 90-59
Dec. 22	Appalachian State	W, 63-48
Dec. 30	Lehigh	W, 85-59
Jan. 3	TCU	W, 95-60
Jan. 7	Auburn	W, 59-53
Jan. 10	Kentucky	L, 75-63
Jan. 14	Tennessee	L, 76-66
Jan. 17	Florida	W, 86-72
Jan. 24	Arkansas	L, 70-62
Jan. 28	South Carolina	L, 57-55
Jan. 31	Kentucky	W, 66-60
Feb. 7	Florida	L, 81-71
Feb. 11	Georgia	W, 61-39
Feb. 14	South Carolina	L, 82-75
Feb. 18	Alabama	W, 70-67
Feb. 21	LSU	W, 74-54
Feb. 25	Ole Miss	W, 77-65
Feb. 28	Mississippi State	L, 72-69
March 3	Tennessee	W, 61-58
March 6	Georgia	L, 71-61
March 11	Ole Miss	W, 70-50
March 12	Mississippi State	W, 74-70
March 13	Florida	L, 91-69
March 19	W. Michigan	W, 71-58
March 21	N.C. State	W, 75-73
March 25	Connecticut	L, 73-53

Series Record vs. 2004-05 Opponents

Non-Conference Opponents

Florida State

Series Tied, 2-2
Last meeting -- Dec. 16, 1967 --
FSU 130, LSU 100
At LSU: LSU leads, 2-0
At Tallahassee -- Florida State leads, 1-0
At Neutral Sites -- Florida State leads, 1-0

Houston

Houston leads, 7-5
Last meeting -- Dec. 30, 2003 --
Houston 60, LSU 52
At LSU: LSU leads, 3-1
At Houston: LSU leads, 5-2
At Neutral Sites: LSU leads, 1-0

Louisiana Lafayette

LSU leads, 32-10
Last meeting -- Dec. 4, 2001 --
LSU 83, Louisiana Lafayette 65
At LSU: LSU leads, 27-7
At Lafayette: LSU leads, 5-3

Louisiana Tech

LSU leads, 9-1
Last meeting -- Dec. 6, 1988 --
Louisiana Tech 111, LSU 109 (ot)
At LSU: LSU leads, 6-1
At Ruston: LSU leads, 3-0

McNeese State

LSU leads, 13-0
Last meeting -- Nov. 24, 2003 --
LSU 87, McNeese State 77
At LSU: LSU leads, 12-0
At Lake Charles: LSU leads, 1-0

New Orleans

LSU leads, 8-4
Last meeting -- Jan. 12, 2004 --
LSU 68, UNO 60
At LSU: LSU leads, 4-3
At New Orleans: LSU leads, 4-1

Northwestern State

LSU leads, 11-6
Last meeting -- Dec. 2, 2001 --
LSU 91, Northwestern State 54
At LSU: LSU leads, 7-4
At Natchitoches: LSU leads, 3-1
At Neutral Sites: Tied, 1-1

Ohio State

First meeting

Southern Mississippi

LSU leads, 5-0
Last meeting -- Dec. 20, 2003 --
LSU 65, Southern Miss 50
At LSU: LSU Leads 5-0

Tulane

LSU leads, 121-83
Last meeting -- Dec. 23, 2003 --
LSU 67, Tulane 48
At LSU: LSU leads, 67-33
At New Orleans: LSU leads, 52-48
At Neutral Sites: Tied 2-2

Utah

LSU leads, 1-0
Last meeting -- Dec. 16, 2003 --
LSU 65, Utah 51
At LSU: LSU leads, 1-0

SEC Opponents

Alabama

Alabama leads, 90-62
Last meeting -- Jan. 31, 2004 --
LSU 60, Alabama 54
At LSU: LSU leads, 41-27
At Tuscaloosa: Alabama leads, 57-17
At Neutral Sites: Alabama leads, 6-4

Arkansas

Arkansas leads, 24-14
Last meeting -- Feb. 7, 2004 --
LSU 65, Arkansas 52
At LSU: Arkansas leads, 9-6
At Fayetteville: Arkansas leads, 10-3
At Neutral Sites: Tied 5-5

Auburn

LSU leads, 72-56
Last meeting -- March 6, 2004 --
Auburn 78, LSU 66
At LSU: LSU leads, 40-20
At Auburn: Auburn leads, 31-29
At Neutral Sites: Auburn leads, 5-3

Florida

LSU leads, 56-35
Last meeting -- Feb. 14, 2004 --
LSU 73, Florida 70
At LSU: LSU leads, 31-11
At Gainesville: Florida leads, 23-17
At Neutral Sites: LSU leads, 9-1

Georgia

Kentucky leads, 55-39
Last meeting -- Jan. 28, 2004 --
LSU 63, Georgia 59
At LSU: LSU leads, 29-13
At Athens: Georgia leads, 22-19
At Neutral Sites: LSU leads, 7-4

Kentucky

Kentucky leads, 74-21
Last meeting -- Feb. 29, 2004 --
Kentucky 70, LSU 64
At LSU: Kentucky leads, 26-15
At Lexington: Kentucky leads, 36-4
At Neutral Sites: Kentucky leads, 12-2

Ole Miss

LSU leads, 108-77
Last meeting -- March 3, 2004 --
LSU 58, Ole Miss 45
At LSU: LSU leads, 69-27
At Oxford: Ole Miss leads, 48-33
At Neutral Sites: LSU leads, 6-2

Mississippi State

LSU leads, 97-88
Last meeting -- Feb. 25, 2004 --
Miss. State 84, LSU 58
At LSU: LSU leads, 61-31
At Starkville: Miss. State leads, 54-33
At Neutral Sites: Tied, 3-3

South Carolina

South Carolina leads, 11-6
Last meeting -- March 12, 2004 --
S. Carolina 85, LSU 64
At LSU: Tied, 3-3
At Columbia: USC leads, 5-3
At Neutral Sites: USC leads, 3-0

Tennessee

Tennessee leads, 54-40
Last meeting -- Feb. 4, 2004 --
LSU 84, Tennessee 67
At LSU: LSU leads, 24-20
At Knoxville: Tennessee leads, 27-14
At Neutral Sites: Tennessee leads, 6-2

Vanderbilt

Vanderbilt leads, 52-45
Last meeting -- Feb. 21, 2004 --
Vanderbilt 74, LSU 54
At LSU: LSU leads, 27-16
At Nashville: Vanderbilt leads, 33-12
At Neutral Sites: LSU leads, 5-4

2005 SEC Tournament



The 2005 SEC Tournament returns to the Georgia Dome in Atlanta and the facility will be the site of three of the next four SEC events through 2008. The 2005 tournament marks the 10th time the tournament has been held in Atlanta and the seventh time since 1995 that the tournament has been held at the Dome.

The winner of the 11-game tournament receives the SEC's automatic bid to the NCAA Tournament. The tournament seeds, conference championships and division titles are determined by the 16-game conference schedule during the regular season. Teams are seeded by their divisional finish and features Eastern Division-Western Division matchups in every game should the higher seed win each contest.

Atlanta served as host of the inaugural SEC Tournament played following the 1932-33 season and did so again after the 1933-34 season. The event was held every year through 1952, with the exception of 1935. After a 26-year layoff (1953-1978), the tournament was renewed in 1979. The 2005 tournament will be the 46th in league history and the 27th since the renewal.

The SEC has shown extraordinary balance in the tournament, evidenced by the fact that a different school won the first seven titles after the renewal. The event has helped set the stage for SEC teams in the NCAA Tournament as 20 of the last 25 tournament championships have advanced to at least the Sweet 16 with three of the last nine going on to the NCAA Final Four. Since the renewal in 1979, the SEC Tournament Champions has failed to win at least one NCAA Tournament game only three times.

SEC TOURNAMENT RECORDS

TEAM	YEARS	WON	LOST	PCT.	SEMIS	FINALS	LSU VS.
Kentucky	43	105	17	.861	33-1	26-7	1-13
Alabama	45	54	38	.587	13-9	6-7	2-5
Tennessee	44	53	40	.570	9-10	4-5	2-6
Arkansas	13	14	12	.538	3-6	1-2	1-2
South Carolina	13	12	13	.480	1-4	0-1	0-2
LSU	44	39	44	.470	5-17	1-4	---
Georgia	44	32	43	.427	5-6	1-4	5-3
Vanderbilt	43	27	42	.391	1-8	1-0	5-3
Auburn	42	25	41	.379	3-7	1-2	4-3
Florida	39	22	39	.361	4-6	0-4	7-1
Ole Miss	42	21	41	.339	4-4	1-3	5-2
Miss. State	44	18	42	.300	4-4	2-2	2-2
Former Members							
Georgia Tech	19	14	18	.438	2-6	1-1	1-0
Tulane	16	12	16	.429	3-2	0-3	2-2
Sewanee	2	0	2	.000	0-0	0-0	1-0

1933 - Atlanta Athletic Club, Atlanta, Ga.

First Round - LSU 57, Auburn 33
 Quarterfinals - LSU 55, Tennessee 43
 Semifinals - Kentucky 51, LSU 38

1934 - Atlanta Athletic Club, Atlanta, Ga.

Quarterfinals - Tennessee 42, LSU 35

1936 - Alumni Memorial Gym, Knoxville, Tenn.

Quarterfinals - Alabama 52, LSU 30

1937 - Alumni Memorial Gym, Knoxville, Tenn.

Quarterfinals - Kentucky 57, LSU 37

1938 - Huey Long Field House, Baton Rouge, La.

Quarterfinals - LSU 60, Auburn 34
 Semifinals - Ole Miss 68, LSU 40

1939 - Alumni Memorial Gym, Knoxville, Tenn.

First Round - LSU 55, Sewanee 35
 Quarterfinals - LSU 50, Georgia 28
 Semifinals - Kentucky 53, LSU 34

1940 - Alumni Memorial Gym, Knoxville, Tenn.

First Round - LSU 57, Tulane 44
 Quarterfinals - Alabama 51, LSU 25

1941 - Jefferson County Armory, Louisville, Ky.

First Round - Vanderbilt 63, LSU 49

1942 - Jefferson County Armory, Louisville, Ky.

Quarterfinals - Alabama 45, LSU 31 (OT)

1943 - Jefferson County Armory, Louisville, Ky.

First Round - LSU 67, Auburn 38
 Quarterfinals - LSU 46, Alabama 41
 Semifinals - Tennessee 52, LSU 34

1944 - Jefferson County Armory, Louisville, Ky.

Semifinals - Kentucky 55, LSU 28

1945 - Jefferson County Armory, Louisville, Ky.

Quarterfinals - Kentucky 68, LSU 37

1946 - Jefferson County Armory, Louisville, Ky.

First Round - LSU 74, Tulane 29
 Quarterfinals - LSU 69, Ole Miss 34
 Semifinals - LSU 60, Georgia 41
 Finals - Kentucky 59, LSU 36

1947 - Jefferson County Armory, Louisville, Ky.

First Round - LSU 61, Ole Miss 36
 Quarterfinals - LSU 60, Florida 45
 Semifinals - Tulane 63, LSU 50

1948 - Jefferson County Armory, Louisville, Ky.

Quarterfinals - Kentucky 63, LSU 47

1949 - Jefferson County Armory, Louisville, Ky.

First Round - LSU 55, Georgia Tech 53
 Quarterfinals - LSU 60, Vanderbilt 56
 Semifinals - Tulane 72, LSU 63

1950 - Jefferson County Armory, Louisville, Ky.

First Round - LSU 66, Florida 57
 Quarterfinals - LSU 73, Auburn 45
 Semifinals - Tennessee 81, LSU 79 (OT)

1951 - Jefferson County Armory, Louisville, Ky.

Quarterfinals - LSU 62, Ole Miss 57
Semifinals - Vanderbilt 75, LSU 63

1952 - Jefferson County Armory, Louisville, Ky.

First Round - LSU 77, Mississippi State 44
Quarterfinals - LSU 75, Ole Miss 60
Semifinals - LSU 77, Florida 69
Finals - Kentucky 44, LSU 43

1979 - Birmingham Coliseum, Birmingham, Ala.

Semifinals - (6) Kentucky 80, (1) LSU 67

1980 - Birmingham Coliseum, Birmingham, Ala.

Quarterfinals - (2) LSU 95, (10) Florida 82
Semifinals - (2) LSU 73, (3) Alabama 66
Finals - (2) LSU 80, (1) Kentucky 78

1981 - Birmingham Coliseum, Birmingham, Ala.

Quarterfinals - (1) LSU 85, (8) Florida 73
Semifinals - (5) Georgia 68, (1) LSU 60

1982 - Rupp Arena, Lexington, Ky.

Quarterfinals - (4) Ole Miss 59, (5) LSU 52

1983 - Birmingham Coliseum, Birmingham, Ala.

Quarterfinals - (7) Tennessee 74, (2) LSU 71

1984 - Memorial Gymnasium, Nashville, Tenn.

Quarterfinals - (5) Alabama 72, (4) LSU 70 (OT)

1985 - Birmingham Coliseum, Birmingham, Ala.

Quarterfinals - (8) Auburn 58, (1) LSU 55

1986 - Rupp Arena, Lexington, Ky.

Quarterfinals - (5) LSU 72, (4) Florida 66
Semifinals - (1) Kentucky 61, (5) LSU 58

1987 - The Omni, Atlanta, Ga.

First Round - (7) LSU 68, (10) Mississippi State 54
Quarterfinals - (7) LSU 72, (2) Florida 66
Semifinals - (7) LSU 89, (3) Georgia 88 (2OT)
Finals - (1) Alabama 69, (7) LSU 62

1988 - Assembly Center, Baton Rouge, La.

Quarterfinals - (4) LSU 87, (5) Vanderbilt 80
Semifinals - (1) Kentucky 86, (4) LSU 80

1989 - Thompson-Boling Arena, Knoxville, Tenn.

Quarterfinals - (5) Tennessee 95, (4) LSU 77

1990 - Orlando Arena, Orlando, Fla.

Quarterfinals - (6) Auburn 78, (3) LSU 76

1991 - Memorial Gym, Nashville, Tenn.


Quarterfinals - (7) Auburn 92, (2) LSU 77

1992 - BJCC, Birmingham, Ala.

Quarterfinals - (W2) LSU 99, (E3) Tennessee 89
Semifinals - (E1) Kentucky 80, (W2) LSU 74

1993 - Rupp Arena, Lexington, Ky.

Quarterfinals - (W2) LSU 89, (W5) Ole Miss 70
Semifinals - (W2) LSU 72, (E1) Vanderbilt 62
Finals - (E2) Kentucky 82, (W2) LSU 65



Antonio Hudson takes a shot in the 2003 SEC Tournament..

1994 - The Pyramid, Memphis, Tenn.

First Round - (E4) Georgia 83, (W5) LSU 70

1995 - Georgia Dome, Atlanta, Ga.

First Round - (E4) Vanderbilt 85, (W5) LSU 61

1996 - Louisiana Superdome, New Orleans, La.

First Round - (E3) South Carolina 85, (W6) LSU 76

1997 - The Pyramid, Memphis, Tenn.

First Round - (E3) Georgia 75, (W6) LSU 54

1998 - Georgia Dome, Atlanta, Ga.

First Round - (E3) Tennessee 73, (W6) LSU 62

1999 - Georgia Dome, Atlanta, Ga.

First Round - (E3) Florida 97, (W6) LSU 75

2000 - Georgia Dome, Atlanta, Ga.

Quarterfinals - (W1) LSU 71, (E4) Vanderbilt 60
Semifinals - (W2) Arkansas 69, (W1) LSU 67

2001 - Gaylord Center, Nashville, Tenn.

First Round - (W6) LSU 63, (E3) Georgia 62
Quarterfinals - (W2) Arkansas 77, (W6) LSU 72

2002 - Georgia Dome, Atlanta, Ga.

First Round - (W4) LSU 69, (E5) Vanderbilt 62
Quarterfinals - (W4) LSU 78, (E3) Georgia 76
Semifinals - (W2) Mississippi State 57, (W4) LSU 51

2003 - Louisiana Superdome, New Orleans, La.

First Round - (W3) LSU 85, (W6) Arkansas 56
Quarterfinals - (W3) LSU 65, (E2) Florida 61
Semifinals - (W1) Mississippi State 76, (W3) LSU 61

2004 - Georgia Dome, Atlanta, Ga.

Quarterfinals - (E3) South Carolina 85, (W2) LSU 64

Post Season Dates/Travel Plans

INTR
 THIS IS LSU
 PLAYERS
 COACHES
 REVIEW
 PREVIEW
 RECORDS
 HISTORY
 LSU
 MEDIA

NCAA TOURNAMENT

Selection Sunday -- March 13, 2005

• Opening Round - March 15

Dayton, Ohio

Host: University of Dayton

• First and Second Rounds

March 17 and 19

Boise, Idaho

Hosts: Boise State University Pavilion

Cleveland, Ohio

Host: CSU Convocation Center

Indianapolis, Ind.

Hosts: RCA Dome

Tucson, Ariz.

Host: McKale Center

March 18 and 20

Charlotte, N. C.

Host: Charlotte Coliseum

Nashville, Tenn.

Host: Gaylord Entertainment Center

Oklahoma City, Okla.

Host: Ford Center

Worcester, Mass.

Host: Centrum Centre

• Regional Sites - March 24-26

Chicago, Ill.

Host: All-State Arena

Albuquerque, N. M.

Host: University Arena

March 25-27

Frank Erwin Center

Host: Austin, Texas

Syracuse, N.Y.

Host: Carrier Dome

2005 Final Four - April 2 and 4

St. Louis, Mo.

Host: Edward Jones Dome

National Invitation Tournament

Opening Round - At Campus Sites

March 15

First Round - At Campus Sites

March 15, 16, 17, 18

Second Round - At Campus Sites

March 23, 24, 25

Third Round - At Campus Sites

March 24, 25, 26

Semifinals - Madison Square Garden

New York City, N.Y.

March 29

Finals - Madison Square Garden

New York City, N.Y.

March 31

TRAVEL/ROAD HOTELS

The following information regarding LSU and locations is based on plans made prior to the season and at press times for this book. Please contact the LSU Sports Information Office to confirm. As a rule, all practices are closed on the road.

Coach John Brady will primarily be available for interviews when the team arrives at the hotel headquarters. Players are not available on the road for pre-game interviews and Coach Brady will normally not conduct interviews on game day until after the game.

LSU Senior Associate SID Kent Lowe will be traveling with the team for all games.

Vs. Southern Mississippi

Dec. 18, 2 p.m. (Biloxi, Miss.)

The Tigers will bus to Biloxi on Dec. 17 and stay at the Grand Casino Gulfport, 3215 West Beach Blvd., Gulfport, Miss. 39501. Phone: 228-870-8777. The team will return to Baton Rouge following the game.

At Houston

Dec. 21, 7 p.m.

The Tigers will bus to Houston on Dec. 20 and stay at the Marriott Westloop Galleria, 1750 West Loop South, Houston, Texas 77027. Phone: 713-735-5987. The team will return to Baton Rouge following the game.

Vs. Florida State

Dec. 30, 9 p.m.

(New Orleans, La. -- Nokia Sugar Bowl)

The Tigers will bus to New Orleans on Dec. 29 and stay at the Sheraton New Orleans, 500 Canal Street, New Orleans, La. 70130. Phone: 504-525-2500. The team will return to Baton Rouge on the morning of Dec. 31.

At Utah

Jan. 3, 9 p.m. (Salt Lake City, Utah)

The Tigers will depart from Baton Rouge via Delta Airlines on Jan. 1 at 1:31 p.m., arriving at Salt Lake City at 5:33 p.m. MST. The team will headquarter at the Marriott City Center, 220 South State Street, Salt Lake City, Utah 84111. Phone: 801-366-8055. The team will return to Baton Rouge on the morning of Jan. 4, arriving at 12:58 p.m.

At Alabama

Jan. 8, 5 p.m. (Tuscaloosa, Ala.)

The Tigers will bus to Tuscaloosa on Jan. 7 and stay at the Hampton Inn University, 600 Harper Lee Drive, Tuscaloosa, Ala. 35404. Phone: 205-553-9800. The team will return to Baton Rouge following the game.

At Kentucky

Jan. 22, 12:30 p.m. (Lexington, Ky.)

The Tigers will fly via charter airplane on Jan. 21 and stay at the Radisson Hotel, 369 W. Vine Street, Lexington, Ky. 40507. Phone: 859-281-3724. The team will fly back to Baton Rouge following the game.

At Georgia

Feb. 2, 6 p.m. (Athens, Ga.)

The Tigers will fly via charter airplane on Feb. 1 and stay at the Georgia Center, 1197 S. Lumpkin Street, Athens, Ga. 30602. Phone: 706-542-6618. The team will fly back to Baton Rouge following the game.

At Tennessee

Feb. 5, 6 p.m. (Knoxville, Tenn.)

The Tigers will fly via charter airplane on Feb. 4 and stay at the Hilton Knoxville, 501 W. Church Ave., Knoxville, Tenn. 37902. Phone: 865-523-2300. The team will fly back to Baton Rouge following the game.

At Arkansas

Feb. 12, 2 p.m. (Fayetteville, Ark.)

The Tigers will fly via charter airplane on Feb. 11 and stay at the Holiday Inn Springdale, 1500 S. 48th Street, Springdale, Ark. 72762. Phone: 479-751-8300. The team will fly back to Baton Rouge following the game.

At Mississippi State

Feb. 16, 7 p.m. (Starkville, Miss.)

The Tigers will fly via charter airplane on Feb. 16 and stay at the Comfort Inn and Suites, 801 Russell Street, Starkville, Miss. 39759. Phone: 662-324-9595. The team will fly back to Baton Rouge following the game.

At Auburn

Feb. 26, 3 p.m. (Auburn, Ala.)

The Tigers will bus from Baton Rouge on Feb. 25 and stay at the Auburn University Hotel and Conference Center, 241 South College Street, Auburn, Ala., 36830. Phone: 334-821-8200. The team will bus back to Baton Rouge following the game.

At Ole Miss


March 2, 7 p.m. (Oxford, Miss.)

The Tigers will fly via charter airplane on March 1 and stay at the Downtown Inn, 400 North Lamar Blvd., Oxford, Miss., 38655. Phone: 662-234-3031. The team will fly back to Baton Rouge following the game.

At The SEC Tournament

March 10-13, TBA (Atlanta, Ga.)

The hotel accommodations for the Tigers were not available at press time.



LSU RECORDS

2004-2005 LSU MEN'S BASKETBALL MEDIA GUIDE

LSU Basketball Records



Stanley Roberts
Field goal percentage co-leader



Anthony Wilson
Season three-point field goal leader (95)



Eddie Palubinskas
15-15 from free throw line (single-game best)

Individual Records

POINTS

Game:	69	by Pete Maravich vs. Alabama, 2-7-70
Season:	1,381	by Pete Maravich, 1969-70
Freshman:	965	by Chris Jackson, 1988-89
Sophomore:	1,138	by Pete Maravich, 1967-68
Junior:	1,148	by Pete Maravich, 1968-69
Senior:	1,381	by Pete Maravich, 1969-70
Career:	3,667	by Pete Maravich, 1967-70

SCORING AVERAGE

Season:	44.5	by Pete Maravich, 1969-70
Career:	44.2	by Pete Maravich, 1967-70

FIELD GOALS MADE

Game:	26	by Pete Maravich vs. Vanderbilt, 12-11-69 & vs. Alabama, 2-7-70
Season:	522	by Pete Maravich, 1969-70
Career:	1,387	by Pete Maravich, 1967-70

FIELD GOALS ATTEMPTED

Game:	57	by Pete Maravich vs. Vanderbilt, 1-29-69 & vs. Alabama, 2-7-70
Season:	1,168	by Pete Maravich, 1969-70
Career:	3,166	by Pete Maravich, 1967-70

FIELD GOAL PERCENTAGE

Game (Min. 10 Att.):	1.000	by Stanley Roberts, 10-10, vs. Loyola Marymount, 2-3-90
	1.000	by Durand Macklin, 12-12, vs. Miss. St., 1-5-80
	1.000	by Bill Wilson, 10-10 vs. Georgia, 1964
Season (Min. 100 Att.):	.675	by Dave Ramsden, 112-166, 1968-69
Career (Min. 250 Att.):	.643	by Dave Ramsden, 164-255, 1966-69

THREE-POINT FIELD GOALS MADE

Game:	10	by Chris Jackson vs. Tennessee, 2-10-90
Season:	95	by Anthony Wilson, 1986-87
Career:	237	by Torris Bright, 2000-03

THREE-POINT FIELD GOALS ATTEMPTED

Game:	20	by Chris Jackson vs. Ole Miss, 3-4-89 & vs. Tennessee, 2-10-90
Season:	246	by Chris Jackson, 1989-90
Career:	605	by Torris Bright, 2000-03

THREE-POINT FIELD GOAL PERCENTAGE

Game (Min. 5 Att.):	1.000	by Collis Temple, 5-5, vs. Nicholls St., 12-22-00
		by Torris Bright, 5-5, at Arizona, 12-20-00
		by Darrel Mitchell, 5-5, vs. Auburn, 2-26-03
Season (Min. 50 Att.):	.509	by Jamie Brandon, 27-53, 1992-93
Career (Min. 75 Att.):	.489	by Justin Anderson, 45-92, 1991-92
Career (Min. 100 Att.):	.438	by Jamie Brandon, 46-105, 1991-93

FREE THROWS MADE

Game:	30	by Pete Maravich, vs. Oregon State, 12-22-69
Season:	337	by Pete Maravich, 1969-70
Career:	893	by Pete Maravich, 1967-70

FREE THROWS ATTEMPTED

Game:	31	by Pete Maravich, vs. Oregon State, 12-22-69
Season:	337	by Pete Maravich, 1969-70
Career:	1,152	by Pete Maravich, 1967-70

CONSECUTIVE FREE THROWS MADE


Game:	21	by Pete Maravich, vs. Oregon State, 12-22-69
Season:	35	by Chris Jackson, 1989-90
Two Seasons:	31	by Eddie Palubinskas, 1973-74

FREE THROW PERCENTAGE

Game (Min. 15 Att.):	1.000	by Eddie Palubinskas, 15-15, vs. Miss. St., 3-1-73
Season (Min. 50 Att.):	.9095	by Chris Jackson, 191-210, 1989-90
Career (Min. 200 Att.):	.875	by Eddie Palubinskas, 259-295, 1972-74



Torris Bright
Most career games started (128)



Derrick Taylor
Most minutes played in a season (1,342)

REBOUNDS

Game: 32 by Durand Macklin, vs. Tulane, 11-26-76
 Season: 474 by Al Sanders, 1969-70
 Career: 1,276 by Durand Macklin, 1976-81

REBOUND AVERAGE

Season: 17.3 by Bob Pettit, 1953-54
 Career: 14.8 by Bob Pettit, 1951-54

FOULS

Season: 125 by Al Sanders, 1969-70
 Career: 407 by Greg Cook, 1976-77; 1978-81

ASSISTS

Game: 19 by Kenny Higgs, vs. Georgia, 1-17-77
 Season: 239 by Kenny Higgs, 1976-77
 Career: 645 by Kenny Higgs, 1974-78

ASSIST AVERAGE

Season: 8.9 by Kenny Higgs, 1976-77
 Career: 6.1 by Kenny Higgs, 1974-78

GAMES

Season: 39 by Bernard Woodside, 1986-87
 Career: 130 by Jose Vargas, 1984-88

GAMES STARTED

Season: 38 by Anthony Wilson, 1986-87 & Derrick Taylor, Don Redden, 1985-86
 Career: 128 by Torris Bright, 2000-03

STEALS

Game: 10 by Shawn Griggs vs. Tennessee, 2-23-91
 Season: 93 by Darryl Joe, 1986-87
 Career: 310 by Clarence Ceasar, 1991-95

STEAL AVERAGE

Season: 3.0 by Clarence Ceasar, 1993-94; 1994-95
 Career: 2.8 by Clarence Ceasar, 1992-95

BLOCKED SHOTS

Game: 12 by Shaquille O'Neal, vs. Loyola Marymount, 2-3-90
 Season: 157 by Shaquille O'Neal, 1991-92
 Career: 412 by Shaquille O'Neal, 1989-92

BLOCK AVERAGE

Season: 5.2 by Shaquille O'Neal, 1991-92
 Career: 4.6 by Shaquille O'Neal, 1989-92

MINUTES PLAYED

Season: 1,342 by Derrick Taylor, 1985-86
 Career: 4,276 by Howard Carter, 1979-83

Team Records

POINTS

Game: 159 vs. Northern Arizona, 12-28-91 (LSU, 159-86)
 Home Court: 159 vs. Northern Arizona, 12-28-91 (LSU, 159-86)
 Road: 124 vs. Texas, 1-2-90 (LSU 124-113)
 1st half: 80 vs. Northern Arizona, 12-28-91 (LSU, 159-86)
 2nd half: 79 vs. Northern Arizona, 12-28-91 (LSU, 159-86)
 In a loss: 112 vs. Ole Miss, 3-4-89 (Ole Miss, 113-112-OT)
 By Opponent: 141 by Loyola Marymount, 2-3-90 (LSU 148-141-OT)
 Two Teams: 289 LSU 148, Loyola Marymount 141-OT, 2-3-90
 Season: 2,985 in 1969-70 (32 games)
 Average: 93.3 in 1969-70 (2,985 in 32 games)
 By Opponent: 2,861 in 1988-89 (32 games)

FIELD GOALS MADE

Game: 61 vs. Loyola Marymount, 2-3-90
 Two Teams: 113 LSU (61) vs. Loyola Marymount (52), 2-3-90
 Season: 1,170 in 1985-86

LSU Basketball Records



Randy Livingston
Had 18 of LSU's school record
38 assists against George Mason in 1994.



Shaquille O'Neal
had a triple-double with 10 of LSU's 16
blocks against Texas in 1990.

FIELD GOALS ATTEMPTED

Game: 114 vs. Louisiana College, 12-7-53
Season: 2,403 in 1969-70

FIELD GOAL PERCENTAGE

Game: .714 vs. Clemson, 12-20-69 (50 of 70)
Season: .520 in 1978-79 (964 of 1,854)

THREE-POINT FIELD GOALS MADE

Game: 17 at Tennessee, 3-01-03
Season: 215 in 2002-03

THREE-POINT FIELD GOALS ATTEMPTED

Game: 40 vs. S. Carolina, 2-10-96
Season: 614 in 1995-96

THREE-POINT FIELD GOAL PERCENTAGE

Game: 1.000 vs. Arkansas State, 12-4-86 (3-3)
Season: .401 in 1986-87 season (181-451)

FREE THROWS MADE

Game: 41 vs. Tulane, 12-22-79
Season: 667 in 1969-70

FREE THROWS ATTEMPTED

Game: 55 vs. Tulane, 12-22-79
Season: 944 in 1980-81

FREE THROW PERCENTAGE

Game: 1.000 vs. Tennessee, 3-11-83 (11-11)
Season: .770 in 1988-89 (557-723)

REBOUNDS

Game: 80 vs. Montana St., 12-27-76
Season: 1,691 in 1969-70 (32 games)
Average: 52.8 in 1969-70 (1,691 in 32 games)

FOULS

Season: 747 in 1986-87
Fouled Out: 37 in 1952-53, 1973-74

ASSISTS

Game: 38 vs. George Mason, 12-3-94
Season: 616 in 1974-75
Average: 23.7 in 1974-75 (616 in 26 games)

BLOCKED SHOTS

Game: 16 vs. Texas, 1-2-90
Season: 225 in 1989-90
Average: 7.0 in 1989-90 (225 in 32 games)

STEALS

Game: 23 vs. Tennessee, 2-23-91
Season: 352 in 1986-87
Average: 10.5 in 1990-91 (316 in 30 games)

GAMES

Season: 39 in 1986-87
Most Wins: 31 in 1980-81
Most Losses: 23 in 1966-67
Win Streak: 26 in 1980-81

ATTENDANCE

Game (Paid): 68,112 Louisiana Superdome, Jan. 20, 1990 vs. Notre Dame
Game (Turnstile): 54,321 Louisiana Superdome, Jan. 28, 1989 vs. Georgetown
Game (PMAC): 15,964 vs. Ole Miss, 2-25-81
Season (Home): 314,369 in 1989-90 (19 games, one in Louisiana Superdome)
Season (PMAC): 246,257 in 1989-90 (18 games)
Season Average: 13,708 in 1980-81 (15 games)

Longest Overall Winning Streak

1. 26 - Nov. 30, 1980 to Feb. 28, 1981
2. 19 - Dec. 29, 1952 to March 14, 1953
3. 18 - Feb. 14, 1920 to Feb. 11, 1921
4. 17 - Feb. 1917 to Feb. 6, 1918
5. 15 - Feb. 1921 to March 16, 1922

Longest SEC Winning Streak

1. 32 - Feb. 4, 1952 to March 6, 1954
2. 23 - Jan. 1, 1934 to Dec. 23, 1935
3. 17 - Jan. 3, 1981 to Feb. 25, 1981
4. 12 - Feb. 9, 1945 to Jan. 11, 1947
5. 10 - Jan. 3, 1980 to Feb. 21, 1980

SEC Home Winning Streaks

1. 26 - Feb. 13, 1933 to Jan. 31, 1936
2. 20 - Jan. 14, 1952 to Feb. 22, 1954
3. 15 - Jan. 3, 1981 to Feb. 10, 1982
4. 12 - Jan. 14, 1984 to Jan. 26, 1985
5. 10 - Feb. 4, 1946 to Feb. 21, 1947

SEC Road Winning Steaks

1. 14 - Feb. 4, 1952 to March 6, 1954
1. 14 - Jan. 19, 1980 to Feb. 21, 1981
3. 10 - Feb. 19, 1942 to Feb. 20, 1943
4. 6 - Jan. 11, 1946 to Jan. 11, 1947
5. 5 - Feb. 18, 1938 to Jan. 30, 1939
5. 5 - Feb. 3, 2000 to March 1, 2000

Consecutive Winning Seasons

1. 11 - 1982-83 - 1992-93
2. 9 - 1913-14 - 1921-22
3. 5 - 1976-77 - 1980-81
4. 4 - 1931-32 - 1934-35
5. 3 - three times (last -- 2002-present)

Consecutive Non-Losing Seasons

1. 17 - 1976-77 - 1992-93
2. 12 - 1931-32 - 1942-43
3. 10 - 1913-14 - 1922-23

30-Win Seasons

- 1 - 1980-81

25-Win Seasons

- 4 - 1979-80, 1980-81, 1985-86, 1999-2000

20-Win Seasons

- 16 - last in 2002-03

Record in Season Openers

- Overall - 77-19 (.802)
 Under John Brady - 7-0 (1.000)
 SEC Openers - 41-29 (.586)
 SEC Openers Under John Brady - 2-5 (.286)

Most Victories - Two Year Period

1. 57 - 1980-1981
2. 50 - 1986-1987
3. 49 - 1979-1980
4. 45 - 1985-1986
5. 43 - three times



Darnell Lazare

Most Victories - Three Year Period

1. 80 - 1979-1981
2. 71 - 1980-1982
3. 69 - 1985-1987
4. 68 - 1986-1988
5. 67 - 1978-1980

Most Victories - Four Year Period

1. 98 - 1978-1981
2. 94 - 1979-1982
3. 90 - 1980-1983
4. 87 - 1984-1987
5. 86 - twice

Biggest Halftime Margins by LSU (John Brady era)

1. +36 - Southern-NO (11-20-97)
1. +36 - Centenary (1-15-03)
3. +32 - Nicholls State (11-22-02)
4. +30 - Arkansas (2-22-03)
5. +27 - Centenary (1-17-01)
6. +26 - Arkansas (3-13-03)
6. +26 - Grambling (11-28-99)
8. +24 - Auburn (2-26-03)
9. +23 - Troy State (12-22-98)
9. +23 - Texas A&M CC (12-14-02)
9. +23 - Vanderbilt (2-12-03)

Biggest Halftime Deficits (John Brady era)

1. -32 - vs. Tennessee (1-6-99)
2. -25 - vs. Arkansas (2-17-01)
3. -21 - vs. Florida (1-16-02)
3. -21 - vs. Miss. State (2-11-98)
5. -20 - vs. Auburn (1-13-01)
6. -19 - vs. Auburn (2-6-99)
7. -18 - vs. Ole Miss (2-18-98)
8. -16 - vs. Miss. State (2-25-04)
9. -15 - vs. Fresno State (11-26-97)
9. -15 - vs. Ole Miss (1-21-98)
9. -15 - vs. Florida (1-12-00)
9. -15 - vs. Miss. State (2-13-02)

Most Points in a Half by LSU (John Brady era)

1. 60 - 2nd - Grambling (1-20-99)
2. 59 - 1st - Centenary (1-15-03)
3. 56 - 1st - Wyoming (11-27-99)
4. 55 - 2nd - Southern (1-19-01)
5. 54 - 2nd - Centenary (12-21-99)
5. 54 - 2nd - Ole Miss (2-16-00)
7. 53 - 2nd - UL-Monroe (11-29-03)
7. 53 - 2nd - McNeese St. (12-7-02)
7. 53 - 2nd - Centenary (1-15-03)
7. 53 - 2nd - UL-Monroe (11-20-00)

Fewest Points in a Half by LSU (John Brady era)

1. 10 - 1st - Ole Miss (3-3-04)
2. 14 - 1st - Wisconsin (3-23-00)
3. 15 - 1st - Miss. State (1-17-04)
3. 15 - 1st - Ole Miss (2-7-01)
5. 16 - 1st - Alabama (2-10-99)
6. 18 - 2nd - Ole Miss (2-7-01)
6. 18 - 1st - Tennessee (1-6-99)
8. 19 - 1st - Alabama (2-2-02)
8. 19 - 2nd - Miss. State (1-16-99)
10. 20 - 2nd - Arkansas (2-7-04)

Most Points Allowed by LSU (John Brady era)

1. 55 - 2nd - Florida (1-16-02)
2. 54 - 2nd - Georgia (1-5-03)
3. 53 - 2nd - Florida (1-20-99)
4. 52 - 2nd - Vanderbilt (2-21-04)
4. 52 - 1st - Arkansas (12-29-98)
6. 51 - 2nd - Miss. State (1-24-01)
7. 50 - 2nd - Oakland (11-26-99)
7. 50 - 2nd - Auburn (1-9-99)
9. 49 - 1st - Arkansas (2-17-01)
9. 49 - 2nd - Miss. State (2-11-98)

Fewest Points Allowed Opponents (John Brady era)

1. 10 - 2nd - Nicholls State (12-30-01)
2. 11 - 2nd - Grambling (11-20-99)
3. 12 - 1st - Nicholls State (11-22-02)
3. 12 - 2nd - Nicholls State (11-22-02)
5. 15 - 1st - Mississippi St. (2-11-98)
6. 16 - 1st - Delaware State (12-3-02)
7. 16 - 1st - Centenary (1-17-01)
8. 17 - 1st - UL-Monroe (11-20-00)
8. 17 - 2nd - SE Louisiana (11-22-99)
8. 17 - 1st - McNeese State (11-23-98)
8. 17 - 1st - Centenary (11-24-97)

Micellaneous Records



Torris Bright

The Last Time

An LSU Player Had...

30 or more points -- 30 -- Jaime Lloreda, vs. McNeese St., Nov. 24, 2003
 40 or more points -- 40 -- Ronnie Henderson, vs. Alabama, Feb. 11, 1995
 50 or more points -- 53 -- Shaquille O'Neal, vs. Arkansas State, Dec. 18, 1990
 60 or more points -- 64 -- Pete Maravich, vs. Kentucky, Feb. 21, 1970
 15 or more rebounds -- 17 -- Jaime Lloreda, vs. Arkansas, Feb. 7, 2004
 20 or more rebounds -- 21 -- Jaime Lloreda, vs. McNeese St., Nov. 24, 2003
 10 or more assists -- 10 -- Torris Bright, vs. Mississippi State, Jan. 11, 2003
 5 or more blocks -- 5 -- Jaime Lloreda, vs. Alabama, Jan. 10, 2004
 7 or more steals -- 7 -- Clarence Ceasar, vs. Auburn, Feb. 25, 1995

An LSU Opposing Player Had...

30 or more points -- 31 -- Demond Mallet, McNeese State, Dec. 13, 2000
 40 or more points -- 43 -- Todd Day, Arkansas, Jan. 11, 1992
 50 or more points -- 53 -- Gerald Glass, Ole Miss, March 4, 1989
 60 or more points -- 63 -- Johnny Neumann, Ole Miss, Jan. 30, 1971
 15 or more rebounds -- 16 -- Kyle Davis, Auburn, March 6, 2004
 20 or more rebounds -- 21 -- Larry Richard, TCU, Nov. 21, 1986
 10 or more assists -- 11 -- Derrick Zimmerman, Mississippi St., March 15, 2003
 5 or more blocks -- 6 -- Tayshaun Prince, Kentucky, Feb. 9, 2002
 7 or more steals -- 7 -- Chris Daniels, Georgia, March 8, 2002

The Last Time LSU...

Scored 100 points -- 112 -- vs. Centenary (LSU, 112-65), Jan. 15, 2003
 Scored less than 50 points -- 49 -- at Ole Miss (Ole Miss, 49-53), Jan. 21, 2004
 Allowed less than 50 points -- 45 -- vs. Ole Miss (LSU, 58-45), March 3, 2004
 Allowed 100 points -- 102 -- at Florida (Florida, 102-70), Jan. 16, 2002
 Shot 60 percent from the field -- 60.4% -- vs. Tennessee, Feb. 4, 2004
 Grabbed 60 rebounds -- 60 -- Troy State, Dec. 22, 1998
 Committed less than 10 turnovers - 6 - at Tennessee, March 1, 2003
 Committed more than 20 turnovers -- 21 -- vs. Miami, Dec. 27, 2001
 Committed 30 or more personal fouls -- 30 -- at South Carolina, Feb. 10, 1996

LSU TRENDS & RECORDS

	03-04	BRADY ERA
Overall Record	18-11	120-92
Home Record	12-3	84-30
Road Record	5-7	18-50
Neutral	1-1	18-12
In SEC games	8-8	42-70
Non-Conference	10-3	74-19
SEC Tourn.	0-1	6-7
NIT	0-1	1-2
NCAA Tourn.	0-0	2-2
LSU's Record...		
In November	4-0	25-4
In December	4-1	37-6
In January	6-3	22-36
In February	3-4	20-33
In March	1-3	16-13
LSU vs. Ranked Opponents		
at home	0-2	6-14
on the road	1-2	2-19
neutral	0-0	5-2
LSU's Record in Games...		
decided by 5 pts or less	4-1	33-27
decided by 10 pts or less	8-6	47-51
decided by 11 pts or more	10-5	73-41
At night	14-7	86-60
During the day	4-4	34-32
Decided in Overtime	0-0	3-3
Televised	11-7	41-51
LSU's Record When Scoring...		
less than 60 points	1-6	7-43
60-69 points	9-5	31-34
70-79 points	5-0	40-16
80-89 points	2-0	25-0
90-99 points	1-0	14-0
100 or more points	0-0	3-0
LSU's Record When Allowing...		
less than 60 points	9-1	64-11
60-69 points	7-3	43-29
70-79 points	2-4	10-28
80-89 points	0-3	4-19
90-99 points	0-0	0-3
100 or more points	0-0	0-1
LSU's Record When...		
Leading at the half	14-1	95-16
Trailing at the half	4-10	22-71
Tied at the half	0-1	3-4
Lead 10 minutes left	15-1	98-14
Trailing 10 minutes left	3-10	21-75
Tied 10 minutes left	0-0	1-2
Lead 5 minutes left	15-1	101-11
Trailing 5 minutes left	3-10	14-77
Tied 5 minutes left	0-0	5-3
LSU's Record...		
Shooting 50 percent or higher	8-0	58-10
Shooting less than 50 percent	10-11	60-84
Shooting more than opponents	16-3	103-21
Even shooting	0-0	0-1
More 3PT FGs than opponents	6-7	59-25
Outrebounding Opponent	15-5	90-42
Outrebounded by Opponent	3-4	27-44
Equal Rebounds	0-2	2-6
Commit fewer TO than Opp.	8-3	61-21
Commit more TO than Opp.	10-8	53-66
Equal TO	0-0	6-5
15 or fewer TO	13-7	62-34

Individual Records**POINTS**

LSU: 53 by Shaquille O'Neal, vs. Arkansas St., 12-18-90
Opp: 48 by Hank Gathers, Loyola Marymount, 2-3-90

FIELD GOALS MADE

LSU: 19 by Chris Jackson, vs. Florida, 3-1-89
Opp: 20 by Hank Gathers, Loyola Marymount, 2-3-90

FIELD GOAL PERCENTAGE (Minimum 10 attempts)

LSU: 1.000 by Stanley Roberts, 10-10, Loyola Marymount, 2-3-90; by Durand Macklin, 12-12, vs. Miss. St., 1-5-80
Opp: .909 by Ronnie Williams, Florida, 10-11, 1-2-82; by Bob Guyette, Kentucky, 10-11, 1-5-74;

THREE POINT FIELD GOALS MADE

LSU: 8 by Maurice Carter, vs. Arkansas, 1-2-99
8 by Ronnie Henderson, vs. Kentucky, 2-15-94
Opp: 9 by Anderson Hunt, UNLV, 1-28-90

THREE POINT FG PERCENTAGE (Minimum 4 attempts)

LSU: 1.000 by Collis Temple, 5-5, vs. Nicholls St., 12-22-00
1.000 by Darrel Mitchell, 5-5, vs. Auburn, 2-26-03

FREE THROWS MADE

LSU: 17 by Shaquille O'Neal, vs. Arkansas St., 12-18-90
Opp: 15 by Ernie Grunfeld, Tennessee, 1-15-77

FREE THROWS ATTEMPTED

LSU: 21 by Shaquille O'Neal, vs. Arkansas St., 12-18-90
Opp: 18 by Leon Douglas, Alabama, 2-17-75

FREE THROW PERCENTAGE

LSU: 1.000 by Eddie Palubinskas, 16-16, vs. Miss. St., 3-1-73
Opp: 1.000 by Carlos Zuniga, Tulane, 10-10, 12-4-78; by Sidney Moncrief, Arkansas, 10-10, 12-29-77; by Joe Rogers, Villanova, 10-10, 12-28-76

REBOUNDS

LSU: 32 by Durand Macklin, vs. Tulane, 11-26-76
Opp: 23 by Larry Fry, Miss. St., 1-16-75

ASSISTS

LSU: 19 by Kenny Higgs, vs. Georgia, 1-17-77
Opp: 15 by Eddie Johnson, Auburn, 1-3-76

BLOCKED SHOTS

LSU: 12 by Shaquille O'Neal, vs. Loyola Marymount, 2-3-90
Opp: 6 by Charles Claxton, Georgia, 2-19-94

STEALS

LSU: 10 by Shawn Griggs, vs. Tennessee, 2-23-91
Opp: 9 by Mike Varos, Cal St. L.A., 12-8-89

Team Records**POINTS**

LSU: 159 vs. Northern Arizona, 159-86, 12-28-91
Opp: 141 Loyola Marymount, LSU 148-141 (OT), 2-3-90

FIELD GOALS MADE

LSU: 61 vs. Loyola Marymount, 2-3-90; vs. Northern Arizona, 12-28-91
Opp: 53 Illinois, 12-22-88

FIELD GOALS ATTEMPTED

LSU: 103 vs. Northern Arizona, 12-28-91
Opp: 116 Loyola Marymount, 2-11-89

FIELD GOAL PERCENTAGE

LSU: .703 Centenary, 1-15-03
Opp: .684 Tulane, 3-12-82

FREE THROWS MADE

LSU: 41 vs. Tulane, 12-22-79
Opp: 31 Tulane, 3-12-82

FREE THROWS ATTEMPTED

LSU: 55 vs. Tulane, 12-22-79
Opp: 42 Tulane, 3-12-82; Georgia, 3-12-82

MOST THREE-POINT FIELD GOALS MADE

LSU: 16 vs. Auburn, 2-26-03

FOULS

LSU: 39 vs. Ole Miss, 1-14-84
Opp: 42 Tulane, 12-22-79

MARGIN OF VICTORY

LSU: 75 vs. Grambling St., 112-37, 11-20-99
Opp: 32 by Kentucky, 129-97, 1-16-96

POINTS IN ONE HALF

LSU: 80 vs. Northern Arizona, 1st half, 12-28-91
79 vs. Northern Arizona, 2nd half, 12-28-91
Opp: 86 by Kentucky, 1st half, 1-16-96

MOST WINS

LSU: 16 in 1989-90 season, 2002-03 season
Opp: 7 in 1994-95; 1995-96; 2000-01 season

MISCELLANEOUS RECORDS

First Game: Vanderbilt 80, LSU 73 (Jan. 3, 1972)

First Win: LSU 90, Georgetown 71 (Jan. 6, 1972)

10th Win: LSU 67, Florida 54 (Jan. 22, 1973)

50th Win: LSU 77, Auburn 73 (Jan. 29, 1977)

100th Win: LSU 92, Florida 75 (Jan. 31, 1981)

150th Win: LSU 67, Kentucky 61 (March 2, 1985)

200th Win: LSU III, Tennessee 94 (Jan. 8, 1990)

250th Win: LSU 76, Alabama 68 (Feb. 23, 1993)

300th Win: LSU 72, Jackson St. 53 (Dec. 12, 1998)

350th Win: LSU 75, Prairie View 49 (Dec. 17, 2002)

Record in Assembly Center: 372-132 (.738)

SEC Record in Assembly Center: 180-106 (.629)

Non-Conference Record in Assembly Center: 192-26 (.880)

Largest Single-Game Crowd: 15,694 vs. Ole Miss, 2-25-81

Single-Season Attendance: 246,257 (18 games) 1989-90 (13,681 avg.)

Single-Season Average: 13,708, 1980-81

Assembly Center Totals: 5,317,462 (504 games) 33 seasons (10,550 avg.)

Career Records

SCORING

1. Pete Maravich	1967-70	3667
2. Rudy Macklin	1976-81	2080
3. Howard Carter	1979-83	1942
4. Shaquille O'Neal	1989-92	1941
5. Bob Pettit	1951-54	1916
6. Kenny Higgs	1974-78	1896
7. Chris Jackson	1988-90	1854
8. Derrick Taylor	1981-82;83-86	1590
9. Ronnie Henderson	1993-96	1561
10. Vernel Singleton	1988-92	1513

SCORING AVERAGES

1. Pete Maravich	1967-70	44.2
2. Chris Jackson	1988-90	29.0
3. Bob Pettit	1951-54	27.4
4. Shaquille O'Neal	1989-92	21.6
5. Glenn Hansen	1973-75	20.5
6. Ronnie Henderson	1993-96	20.3
7. Roger Sigler	1954-57	19.1
8. Eddie Palubinskas	1972-74	18.5
9. Kenny Higgs	1974-78	17.9
10. Dick Maile	1962-65	17.4

FIELD GOALS MADE

1. Pete Maravich	1967-70	1387
2. Rudy Macklin	1976-81	852
3. Howard Carter	1979-83	806
4. Shaquille O'Neal	1989-92	786
5. Bob Pettit	1951-54	721
6. Kenny Higgs	1974-78	687
7. Ronald Dupree	2000-03	665
8. Chris Jackson	1989-90	664
9. Leonard Mitchell	1980-84	630
10. Derrick Taylor	1981-82;83-86	622

3-POINT FG MADE

1. Torris Bright	2000-03	237
2. Ronnie Henderson	1993-96	189
3. Clarence Ceasar	1991-95	175
4. Chris Jackson	1988-90	172
5. Collis Temple III	2000-03	171
6. Maurice Carter	1995-99	157
7. Brian Beshara	1998-01	122
8. Mike Hansen	1990-93	113
9. Antonio Hudson	2001-Present	110
10. Darrel Mitchell	2002-Present	109

FIELD GOAL PCT.

(Min. 250 Att.)

1. Dave Ramsden	1967-69	.643
2. Shaquille O'Neal	1989-92	.610
3. Rudy Macklin	1976-81	.595
4. Al Sanders	1969-72	.585
5. Stanley Roberts	1989-90	.576
6. Jaime Lloreda	2002-04	.571
7. Stromile Swift	1998-00	.560
7. Vernel Singleton	1988-92	.560
9. Floyd Bailey	1974-78	.557
10. Bill Newton	1969-72	.544

ASSISTS

1. Kenny Higgs	1974-78	645
2. Ethan Martin	1977-81	638
3. Torris Bright	2000-03	544
4. Pete Maravich	1967-70	425
5. Derrick Taylor	1981-82;83-86	401
6. Mike Darnall	1972-75	399
7. Ricky Blanton	1984-86;87-89	314
8. Johnny Jones	1980-84	271
9. Tommy Hess	1969-72	267
10. Bernard Woodside	1985-88	266

FREE THROWS MADE

1. Pete Maravich	1967-70	893
2. Kenny Higgs	1974-78	522
3. Bob Pettit	1951-54	474
4. Vernel Singleton	1988-92	432
5. Ethan Martin	1977-81	390
6. Rudy Macklin	1976-81	376
7. Roger Sigler	1954-57	372
8. Shaquille O'Neal	1989-92	369
9. Derrick Taylor	1981-82;83-86	346
10. Chris Jackson	1988-90	354

FREE THROW PCT.

(Min. 200 Att.)

1. Eddie Palubinskas	1972-74	.875
2. Chris Jackson	1988-90	.863
3. Don Redden	1982-86	.840
4. Kenny Drost	1964-67	.839
5. Harry Heroman	1963-66	.816
6. Derrick Taylor	1981-82;83-86	.801
7. George Nattin	1959-62	.792
8. Howard Carter	1979-83	.789
9. Pete Maravich	1967-70	.775
10. Danny Hester	1968-70	.774

3-POINT FG PCT.

(Min. 75 Att.)

1. Justin Anderson	1991-92	.489
2. Jamie Brandon	1991-93	.438
3. Darrel Mitchell	2002-Present	.421
3. Anthony Wilson	1986-87	.421
5. Ricky Blanton	1987-89	.411
6. Mike Hansen	1990-93	.397
7. Torris Bright	1999-03	.392
8. Landers Nolley	1994-96	.383
9. Brian Beshara	1998-01	.372
10. Chris Jackson	1988-90	.372

REBOUNDING

1. Rudy Macklin	1976-81	1276
2. Shaquille O'Neal	1989-92	1217
3. Al Sanders	1969-72	1168
4. Bob Pettit	1951-54	1039
5. Leonard Mitchell	1980-84	922
6. Ronald Dupree	2000-03	907
7. Ned Clark	1951-55	870
8. Lionel Green	1975-79	809
9. Bill Newton	1969-72	802
10. Vernel Singleton	1988-92	784

REBOUND AVERAGES

1. Bob Pettit	1951-54	14.8
2. Al Sanders	1969-72	14.1
3. Shaquille O'Neal	1989-92	13.5
4. Ned Clark	1951-55	11.8
5. Rudy Macklin	1976-81	10.4
5. Dick Maile	1962-65	10.4
7. Roger Sigler	1953-56	10.3
8. Maury Drummond	1960-63	10.2
9. Jaime Lloreda	2003-04	10.1
10. Danny Hester	1968-70	10.0

BLOCKED SHOTS

1. Shaquille O'Neal	1989-92	412
2. Stromile Swift	1998-00	130
3. Jose Vargas	1984-88	100
4. Lionel Green	1975-79	94
5. Jaime Lloreda	2002-04	89
6. Leonard Mitchell	1980-84	82
7. Nikita Wilson	1983-87	77
8. Clarence Ceasar	1991-95	72
9. Vernel Singleton	1988-92	67
10. Jabari Smith	1998-00	65

STEALS

1. Clarence Ceasar	1991-95	310
2. Ethan Martin	1977-81	279
3. Torris Bright	2000-03	246
4. Derrick Taylor	1981-82;83-86	207
5. Jerry Reynolds	1982-85	194
6. Darryl Joe	1986-88	173
7. Jermaine Williams	1998-02	154
8. Leonard Mitchell	1980-84	151
9. Vernel Singleton	1988-92	136
9. Johnny Jones	1980-84	136

MINUTES PLAYED

1. Howard Carter	1979-83	4276
2. Torris Bright	2000-03	4250
3. Rudy Macklin	1976-81	3965
4. Derrick Taylor	1981-82;83-86	3835
5. Leonard Mitchell	1980-84	3832
6. Ronald Dupree	2000-03	3710
7. Ethan Martin	1977-81	3596
8. Ricky Blanton	1984-86;87-89	3556
9. Vernel Singleton	1988-92	3503
10. Kenny Higgs	1974-78	3467

Individual Single-Season Records

SCORING

1. Pete Maravich	1969-70	1381
2. Pete Maravich	1968-69	1148
3. Pete Maravich	1967-68	1138
4. Chris Jackson	1988-89	965
5. Chris Jackson	1989-90	889
6. Bob Pettit	1953-54	785
7. Shaquille O'Neal	1990-91	774
8. Shaquille O'Neal	1991-92	722
9. John Williams	1985-86	658
10. Ricky Blanton	1988-89	648

SCORING AVERAGES

1. Pete Maravich	1969-70	44.5
2. Pete Maravich	1968-69	44.2
3. Pete Maravich	1967-68	43.8
4. Bob Pettit	1953-54	31.4
5. Chris Jackson	1988-89	30.2
6. Chris Jackson	1989-90	27.8
7. Shaquille O'Neal	1990-91	27.6
8. Bob Pettit	1951-52	25.5
9. Roger Sigler	1955-56	25.1
10. Bob Pettit	1952-53	24.7

FIELD GOALS MADE

1. Pete Maravich	1969-70	522
2. Pete Maravich	1968-69	433
3. Pete Maravich	1967-68	432
4. Chris Jackson	1988-89	359
5. Shaquille O'Neal	1990-91	312
6. Chris Jackson	1989-90	305
7. Shaquille O'Neal	1991-92	294
8. Bob Pettit	1953-54	281
9. John Williams	1985-86	269
10. Ricky Blanton	1988-89	250

3-POINT FG MADE

1. Anthony Wilson	1986-87	95
2. Chris Jackson	1989-90	88
3. Chris Jackson	1988-89	84
4. Torris Bright	2001-02	76
5. Ronnie Henderson	1993-94	72
6. Maurice Carter	1998-99	71
7. Ronnie Henderson	1994-95	68
8. Darrel Mitchell	2003-04	67
9. Clarence Ceasar	1991-92	63
10. Torris Bright	2002-03	62

FIELD GOAL PCT.*(Min. 100 Att.)*

1. David Ramsden	1968-69	.6747
2. Ralph Jukkola	1967-68	.6377
3. Shaquille O'Neal	1990-91	.6278
4. Rudy Macklin	1980-81	.6246
5. Rudy Macklin	1977-78	.6217
6. Shaquille O'Neal	1991-92	.6151
7. Stromile Swift	1999-00	.6080
8. Rudy Macklin	1979-80	.6057
9. Al Sanders	1971-72	.5958
10. Ricky Blanton	1985-86	.5911

ASSISTS

1. Kenny Higgs	1976-77	239
2. T.J. Pugh	1990-91	196
3. Pete Maravich	1969-70	192
4. Ethan Martin	1980-81	190
5. Ethan Martin	1979-80	174
6. Kenny Higgs	1975-76	173
7. Randy Livingston	1994-95	151
8. Torris Bright	2002-03	150
8. Ethan Martin	1978-79	150
10. Torris Bright	1999-00	147
10. Ricky Blanton	1988-89	147

FREE THROWS MADE

1. Pete Maravich	1969-70	337
2. Pete Maravich	1968-69	282
3. Pete Maravich	1967-68	274
4. Bob Pettit	1953-54	223
5. Chris Jackson	1989-90	191
6. Chris Jackson	1988-89	163
6. Kenny Higgs	1976-77	163
8. Roger Sigler	1955-56	151
9. Shaquille O'Neal	1990-91	150
10. Kenny Higgs	1975-76	145

FREE THROW PCT.*(Min. 50 Att.)*

1. Chris Jackson	1989-90	.9095
2. Kenny Drost	1965-66	.9024
3. Eddie Palubinskas	1972-73	.8954
4. Derrick Taylor	1985-86	.8804
5. Anthony Wilson	1985-86	.8800
6. Don Redden	1984-85	.8732
7. Jordy Hultberg	1976-77	.8667
8. Harry Heroman	1965-66	.8627
9. Bob Miller	1976-77	.8621
10. Jermaine Williams	2001-02	.8537

3-POINT FG PCT.*(Min. 50 Att.)*

1. Jamie Brandon	1992-93	.509
2. Justin Anderson	1991-92	.489
3. Fess Irvin	1986-87	.463
4. Mike Hanson	1992-93	.452
5. Brian Beshara	1998-99	.431
6. Darrel Mitchell	2002-03	.424
7. Landers Nolley	1994-95	.421
7. Anthony Wilson	1986-87	.421
9. Darrel Mitchell	2003-04	.419
10. Maurice Carter	1998-99	.415

REBOUNDS

1. Al Sanders	1969-70	474
2. Bob Pettit	1953-54	432
3. Shaquille O'Neal	1991-92	421
4. Shaquille O'Neal	1990-91	411
5. Shaquille O'Neal	1989-90	385
6. Ned Clark	1954-55	380
7. Al Sanders	1970-71	369
8. Rudy Macklin	1980-81	351
9. Danny Hester	1969-70	345
10. Bob Pettit	1951-52	328

REBOUNDING AVERAGE

1. Bob Pettit	1953-54	17.3
2. Ned Clark	1954-55	15.8
3. Al Sanders	1970-71	14.8
4. Al Sanders	1969-70	14.8
5. Shaquille O'Neal	1990-91	14.7
6. Shaquille O'Neal	1991-92	14.0
7. Bob Pettit	1952-53	13.9
8. Roger Sigler	1954-55	13.8
9. Bob Pettit	1951-52	13.1
10. Maury Drummond	1960-61	12.5

BLOCKED SHOTS

1. Shaquille O'Neal	1991-92	157
2. Shaquille O'Neal	1990-91	140
3. Shaquille O'Neal	1989-90	115
4. Stromile Swift	1999-00	95
5. Jaime Lloreda	2002-03	61
5. Lionel Green	1978-79	61
7. Stanley Roberts	1989-90	60
8. Brandon Bass	2003-04	56
9. Jose Vargas	1986-87	44
10. Wayne Sims	1988-89	41

STEALS

1. Darryl Joe	1986-87	93
2. Clarence Ceasar	1991-92	90
3. Derrick Taylor	1985-86	86
4. Ethan Martin	1980-81	83
5. Shawn Griggs	1990-91	81
5. Jerry Reynolds	1983-84	81
7. Darryl Joe	1987-88	80
7. Clarence Ceasar	1993-94	80
9. Jermaine Williams	2001-02	76
10. Clarence Ceasar	1992-93	74

MINUTES PLAYED

1. Derrick Taylor	1985-86	1342
2. Anthony Wilson	1986-87	1338
3. John Williams	1985-86	1277
4. Ricky Blanton	1988-89	1231
5. Nikita Wilson	1986-87	1219
6. Howard Carter	1980-81	1209
7. Ronald Dupree	2001-02	1203
8. Chris Jackson	1989-90	1202
9. Chris Jackson	1988-89	1180
10. Torris Bright	2001-02	1161

Yearly Leaders

SCORING LEADERS

YEAR	PLAYER	GMS.	PTS.	AVG.
1945	Clyde Lindsey	24	377	15.7
1946	Joe Bill Adcock	21	391	18.6
1947	Frank Brian	21	340	16.2
1948	Bob Meador	25	244	9.8
1949	Bob Meador	25	306	12.2
1950	Joe Dean	25	271	10.8
1951	Joe Dean	24	362	15.1
1952	Bob Pettit	24	612	25.5
1953	Bob Pettit	21	519	24.7
1954	Bob Pettit	25	785	31.4
1955	Roger Sigler	24	360	15.0
1956	Roger Sigler	20	501	25.1
1957	Roger Sigler	25	459	18.4
1958	Dom Merle	25	308	12.3
1959	Jim Crisco	25	305	12.2
1960	Dick Davies	20	248	12.4
1961	George Nattin	25	413	16.5
1962	George Nattin	24	306	12.8
1963	Dick Maile	24	337	14.0
1964	Dick Maile	25	518	20.7
1965	Dick Maile	25	429	17.1
1966	Harry Heroman	26	458	17.6
1967	Kenny Drost	26	430	16.5
1968	Pete Maravich	26	1138	43.8
1969	Pete Maravich	26	1148	44.2
1970	Pete Maravich	31	1381	44.5
1971	Al Sanders	25	523	20.9
1972	Bill Newton	26	492	18.9
1973	Eddie Palubinskas	24	447	18.6
1974	Glenn Hansen	25	485	19.4
1975	Glenn Hansen	25	542	21.7
1976	Kenny Higgs	26	577	22.2
1977	Kenny Higgs	27	479	17.7
1978	Durand Macklin	27	513	19.0
1979	Al Green	29	512	17.7
1980	Durand Macklin	32	563	17.6
1981	Howard Carter	36	576	16.0
1982	Howard Carter	28	467	16.7
1983	Howard Carter	32	564	17.6
1984	Jerry Reynolds	29	411	14.2
1985	Nikita Wilson	29	436	15.0
1986	John Williams	37	658	17.8
1987	Anthony Wilson	38	632	16.6
1988	Ricky Blanton	30	511	17.0
1989	Chris Jackson	32	965	30.2
1990	Chris Jackson	32	889	27.8
1991	Shaquille O'Neal	28	774	27.6
1992	Shaquille O'Neal	30	722	24.1
1993	Geert Hammink	32	488	15.2
1994	Jamie Brandon	27	445	16.5
1995	Ronnie Henderson	27	630	23.3
1996	Ronnie Henderson	23	502	21.8
1997	Duane Spencer	30	452	15.1
1998	Maurice Carter	27	388	14.4
1999	Maurice Carter	27	466	17.3
2000	Stromile Swift	34	550	16.2
2001	Ronald Dupree	29	503	17.3
2002	Ronald Dupree	34	552	16.2
2003	Ronald Dupree	32	504	15.8
2004	Jaime Lloreda	22	372	16.9

3-PT FG LEADERS

YEAR	PLAYER	NO.
1987	Anthony Wilson	95
1988	Darryl Joe	38
1989	Chris Jackson	84
1990	Chris Jackson	88
1991	Mike Hansen	58
1992	Clarence Ceasar	63
1993	Maurice Williamson	24
1994	Ronnie Henderson	72
1995	Ronnie Henderson	68
1996	Ronnie Henderson	49
1997	Terrance Simmons	21
1998	Maurice Carter	44
1999	Maurice Carter	71

2000	Torris Bright	55
2001	Collis Temple III	53
2002	Torris Bright	76
2003	Torris Bright	62
2004	Darrel Mitchell	67

REBOUND LEADERS

YEAR	PLAYER	GMS.	REB.	AVG.
1952	Bob Pettit	24	328	13.7
1953	Bob Pettit	25	298	11.9
1954	Bob Pettit	25	432	17.3
1955	Ned Clark	24	380	15.8
1956	Roger Sigler	20	276	13.8
1957	Troy Rushing	25	258	10.3
1958	Jim Crisco	25	225	9.0
1959	Jim Crisco	25	192	7.6
1960	Tom Conklin	23	143	6.2
1961	Tom Conklin	25	227	9.0
1962	Maurly Drummond	24	301	12.5
1963	Dick Maile	24	263	10.9
1964	Dick Maile	25	263	10.5
1965	Dick Maile	25	246	9.8
	Bill Wilson	26	246	9.4
1966	Harry Heroman	26	202	7.7
1967	Ralph Jukkola	26	187	7.2
1968	Ralph Jukkola	26	226	8.6
1969	Dave Ramsden	26	281	10.8
1970	Al Sanders	32	474	14.8
1971	Al Sanders	25	369	14.7
1972	Al Sanders	26	325	12.5
1973	Collis Temple	24	160	6.9
1974	Collis Temple	26	273	10.5
1975	Glenn Hansen	26	250	10.0
1976	Ed LeBlanc	26	271	10.4
1977	Durand Macklin	26	306	11.8
1978	Durand Macklin	27	286	10.6
1979	Lionel Green	29	321	11.1
1980	Durand Macklin	32	309	9.7
1981	Durand Macklin	36	351	9.8
1982	Leonard Mitchell	27	206	7.6
1983	Leonard Mitchell	31	282	9.1
1984	Jerry Reynolds	29	239	8.2
1985	Nikita Wilson	29	201	6.9
1986	John Williams	37	313	8.5
1987	Oliver Brown	38	278	7.3
1988	Ricky Blanton	30	265	8.8
1989	Ricky Blanton	32	261	8.2
1990	Shaquille O'Neal	32	285	12.0
1991	Shaquille O'Neal	28	411	14.7
1992	Shaquille O'Neal	30	421	14.0
1993	Geert Hammink	32	325	10.2
1994	Clarence Ceasar	27	169	6.3
1995	Clarence Ceasar	22	153	7.0
1996	Roman Rubchenko	29	201	6.9
1997	Duane Spencer	30	230	7.7
1998	Cedric Carter	27	164	6.1
1999	Jabari Smith	27	262	9.7
2000	Stromile Swift	34	279	8.2
2001	Ronald Dupree	29	256	8.8
2002	Ronald Dupree	34	290	8.5
2003	Jaime Lloreda	30	269	9.0
2004	Jaime Lloreda	22	256	11.6

ASSIST LEADERS

YEAR	PLAYER	GMS.	ASST.	AVG.
1968	Pete Maravich	26	105	4.0
1969	Pete Maravich	26	128	4.9
1970	Pete Maravich	31	192	6.1
1971	Tommy Hess	26	130	5.0
1972	Tommy Hess	24	121	5.0
1973	Eddie Palubinskas	24	99	4.1
1974	Eddie Palubinskas	24	97	3.7
1975	Mike Darnall	20	133	6.6
1976	Kenny Higgs	26	173	6.6
1977	Kenny Higgs	27	239	8.8
1978	Ethan Martin	26	118	4.5
1979	Ethan Martin	29	156	5.3
1980	Ethan Martin	32	174	5.4
1981	Ethan Martin	34	190	5.5

1982	Derrick Taylor	28	90	3.2
1983	Johnny Jones	31	124	4.0
1984	John Tudor	29	104	3.5
1985	Jerry Reynolds	29	105	3.6
1986	Derrick Taylor	38	146	3.8
1987	Bernard Woodside	39	115	2.9
1988	Bernard Woodside	30	136	4.5
1989	Ricky Blanton	32	147	4.6
1990	Maurice Williamson	32	118	3.8
1991	T.J. Pugh	30	196	6.5
1992	Jamie Brandon	29	103	3.6
1993	Andre Owens	33	90	2.7
1994	Andre Owens	24	96	4.0
1995	Randy Livingston	16	151	9.4
1996	Gene Nabors	29	95	3.3
1997	Gene Nabors	30	72	2.4
1998	DeJuan Collins	23	79	3.4
1999	Jamaal Wolfe	24	60	2.5
2000	Torris Bright	34	147	4.3
2001	Torris Bright	29	118	4.1
2002	Torris Bright	34	129	3.8
2003	Torris Bright	32	150	4.7
2004	Xavier Whipple	29	88	3.0

BLOCK LEADERS

YEAR	PLAYERS	GMS	BLKS.	AVG.
1979	Lionel Green	29	61	2.1
1980	Durand Macklin	32	19	0.6
1981	Leonard Mitchell	36	20	0.6
1982	Leonard Mitchell	27	11	0.4
1983	Leonard Mitchell	31	31	1.0
1984	Leonard Mitchell	24	20	0.8
1985	Nikita Wilson	29	25	0.9
1986	John Williams	37	22	0.6
1987	Jose Vargas	38	44	1.2
1988	Jose Vargas	30	31	1.0
1989	Wayne Sims	32	41	1.3
1990	Shaquille O'Neal	32	115	3.6
1991	Shaquille O'Neal	28	140	5.0
1992	Shaquille O'Neal	30	157	5.2
1993	Geert Hammink	32	30	0.9
1994	Glover Jackson	23	15	0.7
1995	Misha Mutavdzic	26	24	0.9
1996	Roman Rubchenko	29	18	0.6
1997	Bob Hall	23	23	1.0
1998	Cedric Carter	27	16	0.6
1999	Stromile Swift	16	35	2.2
2000	Stromile Swift	34	95	2.8
2001	Ronald Dupree	29	17	0.6
2002	Ronald Dupree	34	22	0.6
2003	Jaime Lloreda	30	61	2.0
2004	Brandon Bass	29	56	1.9

STEAL LEADERS

YEAR	PLAYER	GMS	STLS.	AVG.
1979	Ethan Martin	29	64	2.2
1980	Ethan Martin	32	73	2.2
1981	Ethan Martin	34	83	2.4
1982	Derrick Taylor	28	51	1.8
1983	Jerry Reynolds	32	65	2.0
1984	Jerry Reynolds	29	81	2.8
1985	Jerry Reynolds	29	48	1.6
1986	Derrick Taylor	38	84	2.2
1987	Darryl Joe	37	93	2.5
1988	Darryl Joe	30	80	2.7
1989	Chris Jackson	32	57	1.7
1990	Maurice Williamson	31	55	1.8
1991	Shawn Griggs	29	81	2.8
1992	Clarence Ceasar	31	90	2.9
1993	Clarence Ceasar	32	74	2.3
1994	Clarence Ceasar	27	80	3.0
1995	Clarence Ceasar	22	66	3.0
1996	Ronnie Henderson	23	40	1.7
1997	Gene Nabors	30	39	1.3
1998	DeJuan Collins	23	34	1.5
1999	Jabari Smith	27	32	1.2
2000	Stromile Swift	34	70	2.1
2001	Torris Bright	29	57	2.0
2002	Jermaine Williams	34	76	2.2
2003	Torris Bright	32	59	1.8
2004	Darrel Mitchell	29	50	1.7



Brandon Bass

FIELD GOALS MADE

YEAR	PLAYERS	FG.
1952	Bob Pettit	247
1953	Bob Pettit	193
1954	Bob Pettit	281
1955	Roger Sigler	125
1956	Roger Sigler	175
1957	Roger Sigler	174
1958	Dom Merle	129
1959	Jim Crisco	118
1960	Dick Davies	91
1961	George Nattin	165
1962	George Nattin	122
1963	George Nattin	125
1964	Dick Maile	214
1965	Dick Maile	168
1966	Harry Heroman	166
1967	Kenny Drost	168
1968	Pete Maravich	432
1969	Pete Maravich	433
1970	Pete Maravich	522
1971	Al Sanders	209
1972	Bill Newton	210
1973	Ed Palubinskas	155
1974	Glenn Hansen	202
1975	Glenn Hansen	225
1976	Kenny Higgs	216
1977	Durand Macklin	161
1978	Durand Macklin	217
1979	DeWayne Scales	227
1980	Durand Macklin	232

1981	Howard Carter	233
1982	Howard Carter	199
1983	Howard Carter	234
1984	Jerry Reynolds	162
1985	Nikita Wilson	183
1986	John Williams	269
1987	Anthony Wilson	233
1988	Ricky Blanton	196
1989	Chris Jackson	359
1990	Chris Jackson	305
1991	Shaquille O'Neal	312
1992	Shaquille O'Neal	294
1993	Geert Hammink	190
1994	Clarence Ceasar	152
1995	Ronnie Henderson	219
1996	Ronnie Henderson	183
1997	Duane Spencer	157
1998	Maurice Carter	131
1999	Maurice Carter	159
2000	Stromile Swift	202
2001	Ronald Dupree	183
2002	Ronald Dupree	220
2003	Ronald Dupree	199
2004	Jaime Lloreda	140

FREE THROWS MADE

YEAR	PLAYERS	FT.
1952	Bob Pettit	118
1953	Bob Pettit	133
1954	Bob Pettit	223
1955	Roger Sigler	110

1956	Roger Sigler	151
1957	Roger Sigler	111
1958	Jim Crisco	120
1959	Carey Guglielmo	74
1960	Dick Davies	66
	Joe Clune	66
1961	Ellis Cooper	98
1962	George Nattin	62
1963	Ellis Cooper	93
1964	Sam Chase	122
1965	Harry Heroman	138
1966	Harry Heroman	132
1967	Kenny Drost	94
1968	Pete Maravich	274
1969	Pete Maravich	282
1970	Pete Maravich	337
1971	Al Sanders	105
1972	Al Sanders	135
1973	Ed Palubinskas	155
1974	Ed Palubinskas	121
1975	Kenny Higgs	102
1976	Kenny Higgs	145
1977	Kenny Higgs	163
1978	Kenny Higgs	112
1979	Al Green	136
1980	Ethan Martin	108
1981	Ethan Martin	129
1982	Derrick Taylor	113
1983	Howard Carter	96
1984	Derrick Taylor	104
1985	Nikita Wilson	70
1986	John Williams	120
1987	Nikita Wilson	105
1988	Ricky Blanton	113
1989	Chris Jackson	163
1990	Chris Jackson	191
1991	Shaquille O'Neal	150
1992	Shaquille O'Neal	134
1993	Geert Hammink	108
1994	Jamie Brandon	117
1995	Ronnie Henderson	124
1996	Ronnie Henderson	87
1997	Duane Spencer	116
1998	Willie Anderson	84
1999	Jabari Smith	100
2000	Stromile Swift	127
2001	Ronald Dupree	116
2002	Ronald Dupree	81
2003	Ronald Dupree	93
2004	Brandon Bass	123

MINUTES PLAYED

YEAR	PLAYERS	MIN.
1984	John Tudor	919
1985	John Williams	935
1986	Derrick Taylor	1342
1987	Anthony Wilson	1338
1988	Ricky Blanton	1122
1989	Ricky Blanton	1231
1990	Chris Jackson	1202
1991	T.J. Pugh	945
1992	Vernel Singleton	998
1993	Geert Hammink	970
1994	Jamie Brandon	873
1995	Ronnie Henderson	977
1996	Roman Rubchenko	740
1997	Duane Spencer	992
1998	Willie Anderson	903
1999	Maurice Carter	950
2000	Torris Bright	1137
2001	Ronald Dupree	1012
2002	Ronald Dupree	1202
2003	Ronald Dupree	1063
2004	Brandon Bass	1013

Individual Single-Game Records

SCORING

1.	Pete Maravich, vs. Alabama	Feb. 7, 1970	69
2.	Pete Maravich, vs. Tulane	Feb. 10, 1969	66
3.	Pete Maravich, vs. Kentucky	Feb. 21, 1970	64
4.	Pete Maravich, vs. Vanderbilt	Dec. 11, 1969	61
5.	Bob Pettit, vs. La. College	Dec. 7, 1953	60
6.	Pete Maravich, vs. Alabama	Feb. 17, 1968	59
7.	Pete Maravich, vs. Georgia	March 8, 1969	58
	Pete Maravich, vs. Miss. St.	Dec. 22, 1967	58
9.	Bob Pettit, vs. Georgia	Jan. 9, 1954	57
10.	(tie) Pete Maravich (6 times), Chris Jackson (1)		55

FIELD GOALS MADE

1.	Pete Maravich, vs. Alabama	Feb. 7, 1970	26
	Pete Maravich, vs. Vanderbilt	Dec. 11, 1969	26
3.	Pete Maravich, vs. Tulane	Feb. 10, 1969	25
4.	Pete Maravich, vs. Alabama	Feb. 17, 1968	24
5.	Pete Maravich, vs. Kentucky	Feb. 21, 1970	23
	Bob Pettit, vs. Georgia	Jan. 9, 1954	23

FIELD GOALS ATTEMPTED

1.	Pete Maravich, vs. Alabama	Feb. 7, 1970	57
	Pete Maravich, vs. Vanderbilt	Jan. 29, 1969	57
3.	Pete Maravich, vs. Vanderbilt	Dec. 11, 1969	54
4.	Pete Maravich, vs. Kentucky	Feb. 22, 1969	53
5.	Pete Maravich, vs. Alabama	Feb. 17, 1968	52

FIELD GOAL PERCENTAGE

(Min. 10 Attempts)

1.	Durand Macklin, vs. Miss. St. (12-12)	Jan. 5, 1980	1.000
	Stanley Roberts, vs. Loyola Marymount (10-10)	Feb. 3, 1990	1.000
	Bill Wilson, vs. Georgia (10-10)	Jan. 4, 1964	1.000
4.	Nikita Wilson, vs. Montana St. (11-12)	Nov. 22, 1985	.916
	Durand Macklin, vs. Ole Miss (11-12)	Jan. 28, 1977	.916
	Ray Lewis, vs. Alabama (11-12)	Feb. 20, 1962	.916

3-POINT FIELD GOALS MADE

1.	Chris Jackson, vs. Tennessee	Feb. 10, 1990	10
2.	Chris Jackson, vs. Ole Miss	March 4, 1989	9
3.	Maurice Carter, vs. Arkansas	Jan. 2, 1999	8
3.	Ronnie Henderson, vs. Kentucky	Feb. 15, 1994	8
4.	Maurice Carter, vs. Texas	Dec. 19, 1998	7
4.	Ronnie Henderson, vs. Md.-Baltimore	Dec. 30, 1994	7
4.	Mike Hansen, vs. Tennessee	Jan. 22, 1991	7
4.	Chris Jackson, vs. Vanderbilt	Feb. 18, 1990	7
4.	Chris Jackson, vs. Kentucky	Feb. 15, 1990	7
4.	Chris Jackson, vs. Miss. St.	Jan. 4, 1990	7

3-POINT FIELD GOAL ATTEMPTS

1.	Chris Jackson, vs. Tennessee	Feb. 10, 1990	20
1.	Chris Jackson, vs. Ole Miss	March 4, 1989	20
3.	Chris Jackson, vs. Kentucky	Feb. 15, 1990	17
4.	Maurice Carter, vs. Arkansas	Jan. 2, 1999	15
4.	Ronnie Henderson, vs. Alabama	Feb. 11, 1995	15
6.	Gene Nabors, vs. Auburn	Jan. 21, 1996	14
6.	Ronnie Henderson, vs. UCLA	Dec. 18, 1993	14

3-POINT FIELD GOAL PERCENTAGE

(Minimum 5 Attempts)

1.	Collis Temple III, vs. Nicholls St. (5-5)	Dec. 22, 2000	1.000
1.	Torris Bright, vs. Arizona (5-5)	Dec. 20, 2000	1.000
1.	Darrel Mitchell, vs. Auburn (5-5)	Feb. 26, 2003	1.000
4.	Collis Temple III, vs. Vanderbilt (6-7)	March 10, 2000	.857
5.	Torris Bright, vs. Centenary (5-6)	Dec. 21, 1999	.833
5.	Ronnie Henderson, vs. Texas (5-6)	Nov. 26, 1994	.833
5.	Anthony Wilson, vs. Georgia (5-6)	March 7, 1987	.833
8.	Antonio Hudson, vs. Tennessee (4-5)	Feb. 4, 2004	.800
8.	Torris Bright, vs. Nicholls St. (5-6)	Dec. 30, 2000	.800
8.	Antonio Hudson, vs. New Orleans (5-6)	Dec. 20, 2000	.800

8.	Clarence Caesar, vs. Auburn (4-5)	Jan. 8, 1994	.800
8.	Clarence Caesar, vs. Miss. St. (4-5)	March 7, 1992	.800
8.	Justin Anderson, vs. Auburn (4-5)	Feb. 22, 1992	.800
8.	T. J. Pugh, vs. Florida (4-5)	Feb. 27, 1991	.800
8.	Chris Jackson, vs. Ole Miss (4-5)	Feb. 1, 1989	.800
8.	Ricky Blanton, vs. Nebraska (4-5)	Dec. 30, 1988	.800
8.	Anthony Wilson, vs. Tennessee (4-5)	Jan. 8, 1987	.800
8.	Anthony Wilson, vs. Florida (4-5)	Dec. 16, 1986	.800

FREE THROWS MADE

1.	Pete Maravich, vs. Oregon St.	Dec. 22, 1969	30
2.	Pete Maravich, vs. Florida	Feb. 12, 1969	22
3.	Kenny Higgs, vs. Miss. St.	Jan. 2, 1978	18
4.	Shaquille O'Neal, vs. Ark. St.	Dec. 18, 1990	17
5.	Chris Jackson, vs. Florida	Dec. 10, 1988	16
5.	Eddie Palubinskas, vs. Miss. St.	March 1, 1973	16
5.	Bob Pettit, vs. La. College	Dec. 1, 1954	16

FREE THROW ATTEMPTS

1.	Pete Maravich, vs. Oregon St.	Dec. 22, 1969	31
2.	Pete Maravich, vs. Florida	Feb. 12, 1969	27
3.	Shaquille O'Neal, vs. Ark. St.	Dec. 18, 1990	21
4.	Kenny Higgs, vs. Miss. St.	Jan. 2, 1978	20
5.	Jerry Reynolds, vs. Tennessee	Feb. 6, 1984	18

FREE THROW PERCENTAGE

(Minimum 15 Attempts)

1.	Eddie Palubinskas, vs. Miss. St. (16-16)	March 1, 1973	1.000
2.	Pete Maravich, vs. Oregon St. (30-31)	Dec. 22, 1969	.968
3.	Chris Jackson, vs. Florida (16-17)	Dec. 10, 1988	.941
4.	Anthony Wilson, vs. Georgia (14-15)	March 7, 1987	.933
5.	Chris Jackson, vs. Tennessee (13-15)	Feb. 10, 1989	.866
5.	Ricky Blanton, vs. Ole Miss (13-15)	Feb. 10, 1988	.866

REBOUNDS

1.	Durand Macklin, vs. Tulane	Nov. 26, 1976	32
2.	Al Sanders, vs. Miss. St.	Feb. 7, 1972	26
2.	Al Sanders, vs. Miss. St.	Feb. 1, 1971	26
4.	Danny Hester, vs. Ole Miss	Jan. 31, 1970	25
	Al Sanders, vs. Florida	Dec. 18, 1970	25
	Bob Pettit, vs. Holy Cross	Dec. 29, 1953	25

ASSISTS

1.	Kenny Higgs, vs. Georgia	Jan. 17, 1977	19
2.	Randy Livingston, vs. George Mason	Dec. 3, 1994	18
2.	Kenny Higgs, vs. Tennessee	Jan. 15, 1977	18
4.	Kenny Higgs, vs. Miss. St.	Feb. 16, 1976	17
5.	Ethan Martin, vs. Tulane	Dec. 6, 1980	16
5.	Kenny Higgs, vs. Vanderbilt	Feb. 28, 1976	16

BLOCKED SHOTS

1.	Shaquille O'Neal, vs. Loyola Marymount	Feb. 3, 1990	12
2.	Stromile Swift, vs. Alabama	Feb. 10, 1999	11
2.	Shaquille O'Neal, vs. BYU	March 19, 1992	11
2.	Shaquille O'Neal, vs. Auburn	Feb. 22, 1992	11
2.	Shaquille O'Neal, vs. S. Carolina	Feb. 18, 1992	11
6.	Shaquille O'Neal, vs. Florida	Jan. 26, 1991	10
6.	Shaquille O'Neal, vs. Texas	Jan. 3, 1990	10

STEALS

1.	Shawn Griggs, vs. Tennessee	Feb. 23, 1991	10
2.	Clarence Caesar, vs. Auburn	Jan. 8, 1994	8
2.	Shawn Griggs, vs. Loyola Marymount	Dec. 20, 1990	8
2.	Shawn Griggs, vs. Arizona	Dec. 8, 1990	8
2.	Derrick Taylor, vs. Hawaii-Loa	Dec. 2, 1985	8

1. Pete Maravich 3,667 • 1967-70

YEAR	G	FGM	FTM	TP	AVG.
67-68	26	432	274	1138	43.8
68-69	26	433	282	1148	44.2
69-70	31	522	337	1381	44.5
Totals	83	1387	893	3667	44.2



5. Bob Pettit 1,916 • 1951-54

YEAR	G	FGM	FTM	TP	AVG.
51-52	24	247	118	612	25.5
52-53	21	193	133	519	24.7
53-54	25	281	223	785	31.4
Totals	70	721	474	1916	27.4



2. Durand Macklin 2,080 • 1976-81

YEAR	G	FGM	FTM	TP	AVG.
76-77	26	161	63	385	14.8
77-78	27	217	79	513	19.0
78-79*	2	19	8	46	23.0
79-80	32	232	99	563	17.6
80-81	36	223	127	573	15.9
Totals	123	852	376	2080	16.9

*Redshirted after knee injury




6. Kenny Higgs 1,896 • 1974-78

YEAR	G	FGM	FTM	TP	AVG.
74-75	26	184	102	470	18.1
75-76	26	216	145	577	22.2
76-77	27	158	163	479	17.7
77-78	27	129	112	370	13.7
Totals	106	687	522	1896	17.9



3. Howard Carter 1,942 • 1979-83

YEAR	G	FGM	FTM	TP	AVG.
79-80	32	140	55	335	10.5
80-81	36	233	110	576	16.0
81-82	28	199	69	467	16.7
82-83	32	234	96	564	17.6
Totals	128	806	330	1942	15.2




7. Chris Jackson 1,854 • 1988-90

YEAR	G	FGM	3FGM	FTM	TP	AVG.
88-89	32	359	84	163	965	30.2
89-90	32	305	88	191	889	27.8
Totals	64	664	172	354	1854	29.0



4. Shaquille O'Neal 1,941 • 1989-92

YEAR	G	FGM	FTM	TP	AVG.
89-90	32	180	85	445	13.9
90-91	28	312	150	774	24.1
91-92	30	294	134	722	27.6
Totals	90	786	369	1941	21.6



8. Ronald Dupree 1,726 • 1999-03

YEAR	G	FGM	3FGM	FTM	TP	AVG.
99-00	34	63	2	39	167	4.9
00-01	29	183	21	116	503	17.3
01-02	34	220	31	81	552	16.2
02-03	32	199	13	93	504	15.8
Totals	129	65	67	329	1726	13.4



Howard Carter



Kenny Higgs

1,000 Point Club

9. Derrick Taylor 1,590 • 1981-82, 1983-86

YEAR	G	FGM	FTM	TP	AVG.
81-82	28	151	113	415	14.8
83-84	29	142	104	388	13.4
84-85	29	108	48	264	9.1
85-86	38	221	81	523	13.8
Totals	124	622	346	1590	12.8




10. Ronnie Henderson 1,561 • 1993-96

YEAR	G	FGM	3FGM	FTM	TP	AVG.
93-94	27	144	72	69	429	15.9
94-95	27	219	68	124	630	23.3
95-96	23	183	49	87	502	21.8
Totals	77	546	189	280	1561	20.3



11. Vernel Singleton 1,513 • 1988-92

YEAR	G	FGM	3FGM	FTM	TP	AVG.
88-89	32	121	0	103	345	10.8
89-90	32	98	0	73	269	8.4
90-91	30	159	0	137	455	15.2
91-92	31	162	1	119	444	14.3
Totals	125	540	1	432	1513	12.1



12. Leonard Mitchell 1,508 • 1980-84

YEAR	G	FGM	FTM	TP	AVG.
80-81	36	170	50	390	10.8
81-82	27	160	57	377	14.0
82-83	31	186	83	455	14.7
83-84	24	114	58	286	11.9
Totals	118	630	248	1508	12.8



13. Ricky Blanton 1,501 • 1984-86, 1987-89

YEAR	G	FGM	3FGM	FTM	TP	AVG.
84-85	29	41		20	102	3.5
85-86	38	94		52	240	6.3
87-88	30	196	6	113	511	17.0
88-89	32	250	40	108	648	20.3
Totals	129	581	46	293	1501	11.6




14. Torris Bright 1,463 • 1999-03

YEAR	G	FGM	3FGM	FTM	TP	AVG.
99-00	34	112	55	60	339	10.0
00-01	29	104	44	62	314	10.8
01-02	34	150	76	78	454	13.4
02-03	32	119	62	56	356	11.1
Totals	129	485	237	256	1463	11.3




15. Nikita Wilson 1,384 • 1983-87

YEAR	G	FGM	FTM	TP	AVG.
83-84	28	70	27	167	6.0
84-85	29	183	70	436	15.0
85-86	18	90	56	236	13.1
86-87	35	220	105	545	15.6
Totals	110	563	258	1384	12.6



16. Al Sanders 1,383 • 1969-72

YEAR	G	FGM	FTM	TP	AVG.
69-70	32	145	93	383	12.0
70-71	25	209	105	523	20.9
71-72	26	171	135	477	18.3
Totals	83	525	333	1383	16.7



Ricky Blanton



Clarence Ceaser

17. Dewayne Scales 1,357 • 1977-80

YEAR	G	FGM	FTM	TP	AVG.
77-78	26	153	27	333	12.8
78-79	26	227	50	503	19.4
79-80	32	230	61	521	16.3
Totals	84	610	138	1357	16.2



18. Clarence Ceasar 1,343 • 1991-95

YEAR	G	FGM	3FGM	FTM	TP	AVG.
91-92	31	130	63	32	355	11.5
92-93	32	126	38	25	315	9.8
93-94	27	152	47	44	395	14.6
94-95	22	111	27	29	278	12.6
Totals	112	519	175	130	1343	12.0



19. Bill Newton 1,339 • 1969-72

YEAR	G	FGM	FTM	TP	AVG.
69-70	32	143	71	357	11.2
70-71	26	205	80	490	18.8
71-72	26	210	72	492	18.9
Totals	84	558	223	1339	15.9



20. Roger Sigler 1,318 • 1954-57

YEAR	G	FGM	FTM	TP	AVG.
54-55	24	124	110	358	15.0
55-56	20	175	151	501	25.1
56-57	25	174	111	459	18.4
Totals	69	473	372	1318	19.1



21. Maurice Carter 1,299 • 1995-99

YEAR	G	FGM	3FGM	FTM	TP	AVG.
95-96	26	62	27	21	172	6.6
96-97	28	103	15	52	273	9.8
97-98	27	131	44	82	388	14.4
98-99	27	159	71	79	468	17.3
Totals	108	455	157	232	1299	12.0




22. Dick Maile 1,284 • 1962-65

YEAR	G	FGM	FTM	TP	AVG.
62-63	24	125	87	337	14.0
63-64	25	214	90	518	20.7
64-65	25	168	93	429	17.1
Totals	74	507	270	1284	17.4



23. Ethan Martin 1,276 • 1977-81

YEAR	G	FGM	FTM	TP	AVG.
77-78	26	79	66	224	8.6
78-79	29	97	87	281	9.7
79-80	32	136	108	380	11.9
80-81	34	131	129	391	11.5
Totals	123	443	390	1276	10.4



24. Collis Temple III 1,173 • 1999-03

YEAR	G	FGM	3FGM	FTM	TP	AVG.
99-00	33	37	22	35	131	4.0
00-01	29	137	53	88	415	14.3
01-02	21	92	39	58	281	13.4
02-03	32	117	57	55	346	10.8
Totals	115	383	171	236	1173	10.2



Bill Newton



Al Sanders

1,000 Point Club

25. Don Redden 1,119 • 1982-86

YEAR	G	FGM	FTM	TP	AVG.
82-83	8	19	19	57	7.1
83-84	28	97	93	287	10.3
84-85	29	110	62	282	9.7
85-86	38	197	99	493	13.0
Totals	103	423	273	1119	10.9



26. Wayne Sims 1,107 • 1987-91

YEAR	G	FGM	3FGM	FTM	TP	AVG.
87-88	30	122	0	45	289	9.6
88-89	32	183	1	57	424	13.3
89-90	32	108	2	31	249	7.8
90-91	23	59	4	23	145	6.3
Totals	117	472	7	156	1107	9.5



27. Bob Meador 1,099 • 1947-51

YEAR	G	FGM	FTM	TP	AVG.
47-48	25	84	56	244	9.8
48-49	25	124	58	306	12.2
49-50	22	106	39	251	11.4
50-51	24	128	92	298	12.4
Totals	96	452	245	1099	11.4



28. Anthony Wilson 1,089 • 1983-87

YEAR	G	FGM	3FGM	FTM	TP	AVG.
83-84	24	29		5	63	2.6
84-85	19	11		6	28	1.5
85-86	38	161		44	366	9.6
86-87	38	233	95	71	632	16.6
Totals	119	434	95	126	1089	9.2



Anthony Wilson


29. Joe Dean 1,072 • 1949-52

YEAR	G	FGM	FTM	TP	AVG.
49-50	25	106	59	271	10.8
50-51	24	154	54	362	15.1
51-52	24	170	99	439	18.3
Totals	73	430	212	1072	14.7



30. Jerry Reynolds 1,069 • 1982-85

YEAR	G	FGM	FTM	TP	AVG.
82-83	32	126	88	340	10.6
83-84	29	162	85	409	14.2
84-85	29	128	64	320	11.0
Totals	90	416	237	1069	11.9




31. Jordy Hultberg 1,067 • 1976-80

YEAR	G	FGM	FTM	TP	AVG.
76-77	27	147	52	346	12.8
77-78	27	115	32	262	9.7
78-79	29	119	41	279	9.6
79-80	31	77	26	180	5.8
Totals	114	458	151	1067	9.3



32. John Williams 1,046 • 1984-86

YEAR	G	FGM	FTM	TP	AVG.
84-85	29	163	62	388	13.4
85-86	37	269	120	658	17.8
Totals	66	432	182	1046	15.8



33. Glenn Hansen 1,027 • 1973-75

YEAR	G	FGM	FTM	TP	AVG.
73-74	25	202	82	485	19.4
74-75	25	225	92	542	21.7
Totals	50	427	173	1027	20.5



500 Rebound Club

1. Durand Macklin **1,276 • 1976-81**

YEAR	G	REBOUNDS	AVG.
76-77	26	306	11.8
77-78	27	286	10.6
78-79*	2	24	12.0
79-80	32	309	9.7
80-81	36	351	9.8
Totals	123	1276	10.4

*Redshirted After Knee Injury

2. Shaquille O'Neal **1,217 • 1989-92**

YEAR	G	REBOUNDS	AVG.
89-90	32	385	12.0
90-91	28	411	14.7
91-92	30	421	14.0
Totals	90	1217	13.5

3. Al Sanders **1,168 • 1969-72**

YEAR	G	REBOUNDS	AVG.
69-70	32	474	13.1
70-71	25	369	14.7
71-72	26	325	13.7
Totals	83	1168	14.1

4. Bob Pettit **1,039 • 1951-54**

YEAR	G	REBOUNDS	AVG.
51-52	24	315	13.1
52-53	21	292	13.9
53-54	25	432	17.3
Totals	70	1039	14.8

5. Leonard Mitchell **922 • 1980-84**

YEAR	G	REBOUNDS	AVG.
80-81	36	258	7.2
81-82	27	206	7.6
82-83	31	282	9.1
83-84	24	176	7.3
Totals	118	922	7.8

6. Ronald Dupree **907 • 1999-03**

YEAR	G	REBOUNDS	AVG.
99-00	34	112	3.3
00-01	29	256	8.8
01-02	34	290	8.5
02-03	32	249	7.8
Totals	129	907	7.0

7. Ned Clark **870 • 1952-55**

YEAR	G	REBOUNDS	AVG.
52-53	25	272	10.9
53-54	25	218	8.7
54-55	24	380	15.8
Totals	74	870	11.8

*Rebound stats from 1951-52 season not available

8. Lionel Green **809 • 1975-79**

YEAR	G	REBOUNDS	AVG.
75-76	24	151	6.3
76-77	27	146	5.4
77-78	27	191	7.1
78-79	29	321	11.1
Totals	107	809	7.6

9. Bill Newton **802 • 1969-72**

YEAR	G	REBOUNDS	AVG.
69-70	32	309	9.7
70-71	26	314	12.1
71-72	26	179	6.9
Totals	84	802	9.5

10. Vernel Singleton **784 • 1988-92**

YEAR	G	REBOUNDS	AVG.
88-89	32	250	7.8
89-90	32	152	4.8
90-91	30	177	5.9
91-92	31	205	6.6
Totals	125	784	6.3

11. Greg Cook **780 • 1976-77, '78-81**

YEAR	G	REBOUNDS	AVG.
76-77	27	249	9.2
78-79	28	176	6.3
79-80	31	180	5.8
80-81	33	175	5.3
Totals	119	780	6.6

12. Dick Maile **772 • 1962-65**

YEAR	G	REBOUNDS	AVG.
62-63	25	263	10.5
63-64	24	263	10.9
64-65	25	246	9.8
Totals	74	772	10.4

13. Ricky Blanton **766 • 1984-86, '87-89**

YEAR	G	REBOUNDS	AVG.
84-85	29	52	1.8
85-86	38	188	5.0
87-88	30	265	8.8
88-89	32	261	8.2
Totals	129	766	5.9

14. Ed LeBlanc **765 • 1972-76**

YEAR	G	REBOUNDS	AVG.
72-73	21	110	5.2
73-74	25	127	5.1
74-75	26	257	9.9
75-76	26	271	10.4
Totals	98	765	7.8

15. Maury Drummond **736 • 1960-63**

YEAR	G	REBOUNDS	AVG.
60-61	24	301	12.5
61-62	23	227	9.9
62-63	25	208	8.3
Totals	72	736	10.2

16. Dewayne Scales **733 • 1977-80**

YEAR	G	REBOUNDS	AVG.
77-78	26	244	9.4
78-79	26	236	9.1
79-80	32	253	7.9
Totals	84	733	8.7

500 Rebound Club

17. Roger Sigler 713 • 1953-56

YEAR	G	REBOUNDS	AVG.
53-54	24	214	8.9
54-55	20	276	13.8
55-56	25	223	8.9
Totals	69	713	10.3

18. Nikita Wilson 699 • 1983-87

YEAR	G	REBOUNDS	AVG.
83-84	28	146	5.2
84-85	29	201	6.9
85-86	18	108	6.0
86-87	35	244	7.0
Totals	110	699	6.4

19. Clarence Ceasar 670 • 1991-95

YEAR	G	REBOUNDS	AVG.
91-92	31	149	4.8
92-93	32	199	6.2
93-94	27	169	6.3
94-95	22	153	7.0
Totals	112	670	6.0

20. Jerry Reynolds 613 • 1982-85

YEAR	G	REBOUNDS	AVG.
82-83	32	198	6.2
83-84	29	239	8.2
84-85	29	176	6.1
Totals	90	613	6.8

21. Collis Temple, Jr. 607 • 1971-74

YEAR	G	REBOUNDS	AVG.
71-72	26	174	6.7
72-73	23	160	6.7
73-74	26	273	10.5
Totals	75	607	8.1

22. Wayne Sims 603 • 1987-90

YEAR	G	REBOUNDS	AVG.
87-88	30	128	4.3
88-89	32	244	7.6
89-90	32	154	4.8
90-91	23	77	3.4
Totals	117	603	5.2

23. Ralph Jukkola 601 • 1966-69

YEAR	G	REBOUNDS	AVG.
66-67	26	187	7.3
67-68	26	226	8.7
68-69	26	188	7.2
Totals	78	601	7.7

24. Jose Vargas 576 • 1984-88

YEAR	G	REBOUNDS	AVG.
84-85	25	51	2.0
85-86	37	94	2.5
86-87	38	184	4.8
87-88	30	247	8.2
Totals	130	576	4.4

25. Troy Rushing 560 • 1954-57

YEAR	G	REBOUNDS	AVG.
54-55	22	74	3.4
55-56	24	228	9.5
56-57	25	258	10.3
Totals	71	560	7.9

26. Jim Crisco 544 • 1956-59

YEAR	G	REBOUNDS	AVG.
56-57	25	127	5.1
57-58	25	225	9.0
58-59	25	192	7.6
Totals	75	544	7.3

27. Bill Wilson 543 • 1962-65

YEAR	G	REBOUNDS	AVG.
62-63	12	39	3.2
63-64	24	258	10.7
64-65	26	246	9.4
Totals	62	543	8.7

28. Danny Hester 542 • 1968-70

YEAR	G	REBOUNDS	AVG.
68-69	22	197	8.9
69-70	32	345	10.8
Totals	54	542	10.0

29. Geert Hammink 536 • 1988-89, '90-93

YEAR	G	REBOUNDS	AVG.
88-89	25	54	2.2
90-91	27	78	2.9
91-92	29	79	2.7
92-93	32	325	10.2
Totals	113	536	4.7

30. Jaime Lloreda 525 2002-04

YEAR	G	REBOUNDS	AVG.
02-03	30	269	9.0
03-04	22	256	11.6
Totals	52	525	10.1

31. Pete Maravich 513 • 1967-70

YEAR	G	REBOUNDS	AVG.
67-68	26	19.5	7.5
68-69	26	169	6.5
69-70	28	149	5.3
Totals	82	513	6.2

32. John Williams 503 • 1984-86

YEAR	G	REBOUNDS	AVG.
84-85	29	190	6.6
85-86	37	313	8.5
Totals	66	503	7.6

33. Jabari Smith 501 • 1998-00

YEAR	G	REBOUNDS	AVG.
1998-99	27	262	9.7
1999-00	34	239	7.0
Totals	61	501	8.2

Team Single-Season Records

WINS

1. 31	1980-81
2. 28	1999-00
3. 26	1985-86
3. 26	1979-80
5. 24	1986-87
6. 23	1989-90
6. 23	1978-79
8. 22	1992-93
8. 22	1969-70
8. 22	1952-53

WINNING PCT.

(Min. 10 wins)

1. .938 (15-1)	1921-22
2. .933 (14-1)	1934-35
3. .923 (12-1)	1917-18
4. .909 (10-1)	1916-17
4. .909 (10-1)	1914-15
6. .905 (19-2)	1919-20
7. .880 (22-3)	1952-53
8. .861 (31-5)	1980-81
9. .857 (18-3)	1945-46
10. .826 (19-4)	1920-21

GAMES PLAYED

1. 39	1986-87
2. 38	1985-86
3. 36	1980-81
4. 34	2001-02
4. 34	1999-00
6. 33	1992-93
7. 32	2002-03
7. 32	1989-90
7. 32	1988-89
7. 32	1982-83
7. 32	1979-80
7. 32	1969-70

FIELD GOALS. ATT.

1. 2403	1969-70
2. 2327	1985-86
3. 2303	1988-89
4. 2261	1986-87
5. 2194	1989-90
6. 2155	1992-93
7. 2144	1980-81
8. 2040	1990-91
9. 2039	1991-92
10. 2022	1979-80

FIELD GOALS MADE

1. 1170	1985-86
2. 1159	1969-70
3. 1116	1989-90
4. 1115	1988-89
5. 1098	1980-81
6. 1047	1986-87
7. 1019	1979-80
8. 1010	1990-91
9. 1000	1991-92
10. 964	1978-79

3-POINT FG ATTEMPTED

1. 614	1995-96
2. 571	2002-03
3. 564	1993-94
4. 561	2001-02
5. 558	1999-00

3-POINT FG MADE

1. 215	2002-03
2. 204	2001-02
3. 196	1999-00
4. 194	2000-01
4. 194	1995-96

3-POINT FG PCT.

1. .401	1986-87
2. .388	1988-89
3. .377	2002-03
4. .368	1992-93
5. .367	1991-92

FIELD GOAL PCT.

1. .521	1978-79
2. .520	1970-71
3. .512	1980-81
4. .509	1989-90
4. .509	1979-80
6. .503	1985-86
7. .501	1984-85
8. .495	1990-91
9. .490	1991-92
10. .488	1973-74

FREE THROWS MADE

1. 667	1969-70
2. 653	1980-81
3. 573	1990-91
4. 557	1988-89
5. 552	1999-00
6. 537	1985-86
7. 536	1989-90
8. 526	1991-92
9. 519	1953-54
10. 516	1992-93

FREE THROWS ATT.

1. 944	1980-81
2. 917	1969-70
3. 858	1999-00
4. 840	1990-91
5. 820	1991-92
6. 804	1988-89
7. 782	1986-87
8. 774	1983-84
9. 759	1955-56
10. 754	1992-93

FREE THROW PCT.

1. .770	1988-89
2. .750	1985-86
3. .737	1963-64
4. .727	1969-70
5. .720	1972-73
6. .714	1984-85
6. .714	1967-68
8. .710	1979-80
9. .708	1960-61
10. .707	1962-63

REBOUNDS

1. 1691	1969-70
2. 1457	1989-90
3. 1401	1986-87
4. 1373	1999-00
5. 1316	1990-91
6. 1308	1991-92
7. 1298	1985-86
7. 1298	1964-65
9. 1291	1992-93
10. 1247	1977-78

REBOUND AVERAGE

1. 52.8	1969-70
2. 49.9	1964-65
3. 47.1	1962-63
4. 47.0	1963-64
4. 47.0	1961-62
6. 46.5	1954-55
7. 46.2	1977-78
8. 46.0	1970-71
8. 46.0	1968-69
10. 45.5	1989-90
10. 45.5	1976-77

PERSONAL FOULS

1. 747	1986-87
2. 727	1980-81
3. 697	1978-79
4. 675	1977-78
5. 669	1979-80
6. 663	1982-83
7. 661	1989-90
8. 660	1969-70
9. 657	1985-86
10. 639	1973-74

FOULED OUT

1. 37	1973-74
1. 37	1952-53
3. 33	1978-79
3. 33	1977-78
5. 32	1976-77
6. 30	1957-58
7. 29	1974-75
8. 28	1989-90
8. 28	1969-70
10. 27	1988-89
10. 27	1972-73
10. 27	1971-72

ASSISTS

1. 616	1974-75
2. 577	1985-86
3. 566	1990-91
4. 538	1975-76
5. 527	1986-87
5. 527	1980-81
7. 526	1989-90
8. 525	1988-89
9. 520	1976-77
10. 519	1991-92

BLOCKED SHOTS

1. 225	1989-90
2. 206	1991-92
3. 198	1990-91
4. 180	1999-00
5. 132	2002-03
6. 122	2003-04
7. 120	1994-95
8. 118	1986-87
9. 107	1978-79
10. 103	1988-89

STEALS

1. 352	1986-87
2. 316	1990-91
2. 316	1992-93
4. 313	1999-00
5. 311	1991-92
6. 306	1985-86
7. 297	1980-81
8. 280	2001-02
9. 275	1983-84
10. 273	1995-96

POINTS

1. 2985	1969-70
2. 2966	1988-89
3. 2921	1989-90
4. 2877	1985-86
5. 2851	1980-81
6. 2785	1986-87
7. 2713	1991-92
7. 2713	1990-91
9. 2597	1992-93
10. 2578	1999-00

SCORING AVERAGE

1. 93.3	1969-70
2. 92.7	1988-89
3. 91.3	1989-90
4. 90.4	1990-91
5. 89.1	1968-69
6. 88.7	1967-68
7. 87.5	1991-92
8. 85.6	1970-71
9. 84.1	1977-78
10. 83.5	1974-75

Records by Class

INTR
 THIS IS LSU
 PLAYERS
 COACHES
 REVIEW
 PREVIEW
 RECORDS
 HISTORY
 LSU
 MEDIA

GAMES

Fr.	Johnny Jones (36) 1980-81
	Leonard Mitchell (36) 1980-81
Soph.	Fess Irvin (37) 1986-87
Jr.	Bernard Woodside (39) 1986-87
Sr.	Oliver Brown (38) 1986-87
	Anthony Wilson (38) 1986-87

FIELD GOAL ATT.

Fr.	Chris Jackson (739) 1988-89
Soph.	Pete Maravich (1022) 1967-68
Jr.	Pete Maravich (976) 1968-69
Sr.	Pete Maravich (1168) 1969-70

FIELD GOALS MADE

Fr.	Chris Jackson (359) 1988-89
Soph.	Pete Maravich (432) 1967-68
Jr.	Pete Maravich (433) 1968-69
Sr.	Pete Maravich (522) 1969-70

FIELD GOAL PCT.

Fr.	Vernel Singleton (.571) 1988-89
Soph.	Rudy Macklin (.622) 1977-78
Jr.	Ralph Jukkola (.638) 1967-68
Sr.	Dave Ramsden (.675) 1968-69

3 PT. FIELD GOALS MADE

Fr.	Chris Jackson (84) 1988-89
Soph.	Chris Jackson (88) 1989-90
Jr.	Torris Bright (76) 2001-2002
Sr.	Anthony Wilson (95) 1986-87

3 PT. FIELD GOAL PCT.

Fr.	Fess Irvin (.463) 1986-87
Soph.	Jamie Brandon (.509) 1992-93
Jr.	Landers Nolley (.421) 1994-95
Sr.	Justin Anderson (.489) 1991-92

FREE THROW ATT.

Fr.	Chris Jackson (200) 1988-89
Soph.	Pete Maravich (338) 1967-68
Jr.	Pete Maravich (378) 1968-69
Sr.	Pete Maravich (436) 1969-70

FREE THROWS MADE

Fr.	Chris Jackson (163) 1988-89
Soph.	Pete Maravich (274) 1967-68
Jr.	Pete Maravich (282) 1968-69
Sr.	Pete Maravich (337) 1969-70

FREE THROW PCT.

Fr.	Jordy Hultberg (.867) 1976-77
Soph.	Chris Jackson (.909) 1989-90
Jr.	Kenny Drost (.902) 1965-66
Sr.	Derrick Taylor (.880) 1985-86

REBOUNDS

Fr.	Rudy Macklin (306) 1976-77
Soph.	Al Sanders (474) 1969-70
Jr.	Shaquille O'Neal (421) 1991-92
Sr.	Bob Petit (432) 1953-54

REBOUND AVG.

Fr.	Rudy Macklin (11.8) 1976-77
Soph.	Al Sanders (14.8) 1969-70
Jr.	Al Sanders (14.8) 1970-71
Sr.	Bob Petit (17.3) 1953-54

ASSISTS

Fr.	Randy Livingston (151) 1994-95
Soph.	Kenny Higgs (173) 1975-76
Jr.	Kenny Higgs (239) 1976-77
Sr.	Pete Maravich (192) 1969-70

STEALS

Fr.	Clarence Ceasar (90) 1991-92
Soph.	Jerry Reynolds (81) 1983-84
Jr.	Darryl Joe (93) 1986-87
Sr.	Derrick Taylor (86) 1985-86

POINTS

Fr.	Chris Jackson (965) 1988-89
Soph.	Pete Maravich (1138) 1967-68
Jr.	Pete Maravich (1148) 1968-69
Sr.	Pete Maravich (1381) 1969-70

SCORING AVG.

Fr.	Chris Jackson (30.2) 1988-89
Soph.	Pete Maravich (43.8) 1967-68
Jr.	Pete Maravich (44.2) 1968-69
Sr.	Pete Maravich (44.5) 1969-70

BLOCKED SHOTS

Fr.	Shaquille O'Neal (115) 1989-90
Soph.	Shaquille O'Neal (140) 1990-91
Jr.	Shaquille O'Neal (157) 1991-92
Sr.	Lionel Green (61) 1978-79



Kenny Higgs



Darryl Joe

POINTS

63 - Johnny Neumann, Ole Miss, 1-30-71
 53 - Gerald Glass, Ole Miss, 3-4-89
 51 - Dan Issel, Kentucky, 2-21-70
 50 - Bob Burrow, Kentucky, 1-14-56
 50 - Ron Widby, Tennessee, 1967

FIELD GOALS MADE

26 - Johnny Neumann, Ole Miss, 1-30-71
 20 - Gerald Glass, Ole Miss, 3-4-89
 20 - Hank Gathers, Loyola-Marymount, 2-3-90
 17 - Keenan Carpenter, Auburn, 2-8-89
 17 - Bob Houbergs, Washington, 3-18-53
 17 - Alfred Hughes, Loyola-Chicago, 11-28-84

FIELD GOAL ATTEMPTS

40 - Johnny Neumann, Ole Miss, 1-30-71
 37 - Gerald Glass, Ole Miss, 3-3-90
 36 - Gerald Glass, Ole Miss, 3-4-89
 35 - Hank Gathers, Loyola-Marymount, 2-3-90

FREE THROWS MADE

18 - Neal Walk, Florida, 2-10-68
 17 - Carlos Clark, Ole Miss, 1-15-83
 16 - Anthony Rosser, U.S. International, 1-16-84
 15 - Ernie Grunfeld, Tennessee, 1-15-77
 15 - Larry Davis, S. Carolina, 2-10-96

FREE THROW ATTEMPTS

21 - Neal Walk, Florida, 2-10-68
 21 - Carlos Clark, Ole Miss, 1-15-83
 20 - Anthony Rosser, U.S. International, 1-16-84
 18 - Leon Douglas, Alabama, 2-17-75
 18 - Larry Davis, S. Carolina, 2-10-96

FREE THROW PERCENTAGE

(Min. 15 attempts)

.933 (14-15) - Reggie Johnson, Tennessee, 2-5-78
 .933 (14-15) - Earvin Johnson, Michigan St., 3-16-79
 .882 (15-17) - Ernie Grunfield, Tennessee, 1-15-77
 .857 (18-21) - Neal Walk, Florida, 2-10-68
 .833 (15-18) - Larry Davis, S. Carolina, 2-10-96

3-POINT FIELD GOALS MADE

9 - Anderson Hunt, UNLV, 1-28-90
 9 - Scott Draud, Vanderbilt, 2-18-90
 9 - Lee Mayberry, Arkansas, 3-4-92
 8 - Edward Garriet, McNeese St., 11-24-03
 8 - David Jones, Lamar, 12-4-89
 8 - Keenan Carpenter, Auburn, 2-8-89
 8 - Greg Stolt, Florida, 3-4-99

3-POINT FIELD GOAL ATTEMPTS

20 - Chris Walker, Villanova, 3-15-90
 18 - Damon Wordlaw, McNeese St., 11-29-94
 17 - Scott Draud, Vanderbilt, 2-2-91
 17 - Danny Basile, Marist, 12-28-95

3-POINT FIELD GOAL PERCENTAGE

(Min. 4 attempts)

1.000 (5-5) - Dawid Przybyszewski, Vanderbilt, 2-21-04
 1.000 (7-7) - Ezra Williams, Georgia, 1-05-03
 1.000 (5-5) - Troy Gaines, Auburn, 2-26-03
 1.000 (5-5) - Andrew Moten, Florida, 1-21-87
 1.000 (4-4) - Ontario Harper, Miss. St., 1-26-02
 1.000 (4-4) - Mike Chadwick, Georgia, 3-6-97
 1.000 (4-4) - Dwayne Morton, Louisville, 2-23-94
 .857 (6-7) - Wesley Person, Auburn, 2-13-93
 .833 (5-6) - Patrick Johnson, Ball St., 3-19-02
 .833 (5-6) - Mark Griffin, Tennessee, 3-10-89

REBOUNDS

34 - Bailey Howell, Miss. St., 1957
 29 - Bob Lienhard, Georgia, 1969
 29 - Dan Issel, Kentucky, 2-22-69
 23 - Larry Fry, Miss. St., 1-16-75
 22 - Wiley Peck, Miss. St., 1-12-77

ASSISTS

15 - Eddie Johnson, Auburn, 1-3-76
 14 - Kareem Reid, Arkansas, 3-2-96
 14 - Terrell Lowery, Loyola-Marymount, 12-20-90
 14 - Bobby Harley, Duke, 2-10-91
 13 - Anthony Epps, Kentucky, 3-4-95

BLOCKED SHOTS

10 - Roy Rogers, Alabama, 2-17-96
 9 - Andre Riddick, Kentucky, 3-14-93
 8 - Charles Barkley, Auburn, 1984
 7 - Kyle Davis, Auburn, 1-13-01
 6 - Tayshaun Prince, Kentucky, 2-9-02
 6 - Clifford Rozier, Louisville, 2-23-94
 6 - Charles Claxton, Georgia, 2-19-94
 6 - Alonzo Mourning, Georgetown, 1-28-89
 6 - Dwayne Schintzius, Florida, 1-27-87
 6 - Chuck Haynes, Kentucky, 2-15-03

STEALS

9 - Mike Varos, Cal St.-Los Angeles, 12-8-89
 8 - Pointer Williams, McNeese St., 12-1-95
 7 - Chris Daniels, Georgia, 3-8-02
 7 - T.J. Cleveland, Arkansas, 3-11-00
 7 - Eddie Shannon, Florida, 1-20-99
 7 - John Pelphrey, Kentucky, 2-15-90
 7 - Mike Ferrara, Colgate, 11-28-80

Opponent Season Highs

INTRO
 THIS IS LSU
 PLAYERS
 COACHES
 REVIEW
 PREVIEW
 RECORDS
 HISTORY
 LSU
 MEDIA

POINTS

2861 - 1988-89
 2860 - 1969-70
 2679 - 1985-86
 2658 - 1986-87
 2620 - 1989-90

FIELD GOALS MADE

1117 - 1969-70
 1113 - 1985-86
 1096 - 1988-89
 973 - 1986-87
 971 - 1980-81

FIELD GOALS ATTEMPTED

2497 - 1969-70
 2263 - 1988-89
 2257 - 1985-86
 2240 - 1986-87
 2222 - 1989-90

FIELD GOAL PERCENTAGE

.511 - 1981-82
 .493 - 1985-86
 .492 - 1966-67
 .489 - 1993-94
 .484 - 1974-75
 .484 - 1988-89

FREE THROWS MADE

626 - 1969-70
 603 - 1956-57
 569 - 1986-87
 565 - 1955-56
 561 - 1989-90

FREE THROW ATTEMPTS

928 - 1969-70
 881 - 1955-56
 863 - 1956-57
 800 - 1989-90
 789 - 1954-55

FREE THROW PCT.

.744 - 1962-63
 .737 - 1984-85
 .733 - 1986-87
 .729 - 1974-75
 .725 - 1970-71

3-POINT FG MADE

257 - 1989-90
 233 - 1999-00
 226 - 2001-02
 226 - 1994-95
 221 - 1996-97
 221 - 1995-96

3-POINT FG ATTEMPTS

745 - 1999-00
 734 - 1989-90
 684 - 2001-02
 646 - 1995-96
 629 - 1994-95

3-POINT FG PCT.

.390 - 1986-87
 .369 - 2000-01
 .365 - 1996-97
 .361 - 1988-89
 .359 - 1994-95

REBOUNDS

1485 - 1969-70
 1417 - 1986-87
 1346 - 1967-68
 1344 - 1988-89
 1332 - 1965-66

REBOUND AVERAGE

52.5 - 1955-56
 52.2 - 1957-58
 52.2 - 1956-57
 51.7 - 1967-68
 51.2 - 1965-66

PERSONAL FOULS

848 - 1980-81
 780 - 1986-87
 764 - 1979-80
 743 - 1999-00
 710 - 1985-86

ASSISTS

560 - 1985-86
 545 - 1988-89
 530 - 1992-93
 499 - 1974-75
 491 - 1993-94

BLOCKED SHOTS

158 - 1992-93
 119 - 1997-98
 119 - 1993-94
 119 - 1985-86
 114 - 1988-89

STEALS

301 - 1996-97
 290 - 1998-99
 274 - 1989-90
 269 - 1994-95
 265 - 1999-00

SCORING AVERAGE

89.7 - 1974-75
 89.4 - 1988-89
 89.4 - 1960-70
 87.5 - 1968-69
 86.1 - 1967-68

FOULED OUT


42 - 1980-81
 38 - 1977-78
 37 - 1983-84
 35 - 1982-83
 35 - 1969-70



Tack Minor



Xavier Whipple



Pete Maravich

4-60 point games
24-50 point games
29-40 point games

60-POINT CLUB (5 by 2 players all-time)

- 69 – Pete Maravich, vs. Alabama, Feb. 7, 1970
- 66 – Pete Maravich, vs. Tulane, Feb. 10, 1969
- 64 – Pete Maravich, vs. Kentucky, Feb. 21, 1970
- 61 – Pete Maravich, vs. Vanderbilt, Dec. 11, 1969
- 60 – Bob Pettit, vs. Louisiana College, Dec. 7, 1953

50-POINT CLUB (30 by 4 players all-time)

- 59 – Pete Maravich, vs. Alabama, Feb. 17, 1968
- 58 – Pete Maravich, vs. Georgia, March 8, 1969
- 58 – Pete Maravich, vs. Miss. St., Dec. 22, 1967
- 57 – Bob Pettit, vs. Georgia, Jan. 9, 1954
- 55 – Chris Jackson, vs. Ole Miss, March 4, 1989
- 55 – Pete Maravich, vs. Miss. St., March 2, 1970
- 55 – Pete Maravich, vs. Kentucky, Jan. 24, 1970
- 55 – Pete Maravich, vs. Alabama, Jan. 3, 1970
- 55 – Pete Maravich, vs. Miss. St., March 3, 1969
- 55 – Pete Maravich, vs. Tulane, Dec. 14, 1968
- 55 – Pete Maravich, vs. Tulane, Feb. 21, 1968
- 55 – Pete Maravich, vs. Auburn, Jan. 3, 1968
- 54 – Pete Maravich, vs. Auburn, Feb. 15, 1969
- 54 – Pete Maravich, vs. Vanderbilt, Jan. 29, 1968
- 53 – Shaquille O'Neal, vs. Arkansas St., Dec. 18, 1990
- 53 – Chris Jackson, vs. Florida, Dec. 10, 1988
- 53 – Pete Maravich, vs. Ole Miss, Jan. 31, 1970
- 53 – Pete Maravich, vs. St. John's, Dec. 29, 1969
- 53 – Pete Maravich, vs. Duquesne, Dec. 30, 1968
- 52 – Pete Maravich, vs. Florida, Feb. 4, 1970
- 52 – Pete Maravich, vs. Kentucky, Jan. 25, 1969
- 52 – Pete Maravich, vs. Loyola, Dec. 2, 1968
- 52 – Pete Maravich, vs. Kentucky, Jan. 27, 1968
- 52 – Pete Maravich, vs. Tulane, Jan. 11, 1968
- 51 – Chris Jackson, vs. Texas, Jan. 2, 1990
- 51 – Pete Maravich, vs. Georgia, Feb. 12, 1968
- 51 – Pete Maravich, vs. Loyola, Dec. 9, 1967
- 50 – Chris Jackson, vs. Tennessee, Feb. 11, 1989
- 50 – Pete Maravich, vs. Southern California, Dec. 18, 1969
- 50 – Pete Maravich, vs. Florida, Feb. 12, 1969

40-POINT CLUB (41 by 7 players since 1967)

- 49 – Chris Jackson, vs. Tennessee, Feb. 10, 1990
- 49 – Pete Maravich, vs. Tulane, Feb. 9, 1970
- 49 – Pete Maravich, vs. Miss. St., Feb. 2, 1970
- 49 – Pete Maravich, vs. Clemson, Dec. 20, 1969
- 49 – Pete Maravich, vs. Ole Miss, March 1, 1969
- 49 – Pete Maravich, vs. Auburn, Feb. 7, 1968
- 48 – Chris Jackson, vs. Florida, March 1, 1989
- 48 – Chris Jackson, vs. Louisiana Tech, Dec. 6, 1988
- 48 – Pete Maravich, vs. Tampa, Dec. 2, 1967
- 47 – Pete Maravich, vs. Georgia, Dec. 21, 1968
- 47 – Pete Maravich, vs. Florida, Feb. 10, 1968
- 46 – Chris Jackson, vs. Vanderbilt, Feb. 18, 1990
- 46 – Pete Maravich, vs. Auburn, Feb. 16, 1970
- 46 – Pete Maravich, vs. Oregon St., Dec. 22, 1969
- 46 – Pete Maravich, vs. Tulane, Dec. 13, 1969
- 46 – Pete Maravich, vs. Auburn, Jan. 11, 1969
- 46 – Pete Maravich, vs. Ole Miss, Dec. 19, 1967

60-50-40-30 Club



Chris Jackson

4-50 point games
7-40 point games
16-30 point games

- 45 – Chris Jackson, vs. Georgia, Jan. 24, 1990
- 45 – Pete Maravich, vs. Loyola, Dec. 9, 1969
- 45 – Pete Maravich, vs. Kentucky, Feb. 22, 1969
- 45 – Pete Maravich, vs. Wyoming, Dec. 26, 1968
- 45 – Pete Maravich, vs. Florida, Dec. 18, 1968
- 44 – Kenny Higgs, vs. Duke, Dec. 20, 1974
- 44 – Pete Maravich, vs. Auburn, Jan. 10, 1970
- 44 – Pete Maravich, vs. Kentucky, Feb. 3, 1968
- 43 – Shaquille O’Neal, vs. Northern Arizona, Dec. 28, 1991
- 43 – Pete Maravich, vs. Oregon St., Dec. 4, 1969
- 42 – Al Sanders, vs. Auburn, Feb. 14, 1972
- 42 – Pete Maravich, vs. Alabama, Jan. 4, 1969
- 42 – Pete Maravich, vs. Vanderbilt, March 4, 1968
- 42 – Pete Maravich, vs. Florida St., Dec. 16, 1967
- 42 – Pete Maravich, vs. Wisconsin, Dec. 15, 1967
- 42 – Pete Maravich, vs. Texas, Dec. 4, 1967
- 41 – Chris Jackson, vs. Kentucky, Feb. 15, 1990
- 41 – Pete Maravich, vs. Georgia, March 7, 1970
- 40 – Ronnie Henderson, vs. Alabama, Feb. 11, 1995
- 40 – Chris Jackson, vs. Miss. St., Jan. 4, 1990
- 40 – Durand Macklin, vs. Tennessee, Jan. 15, 1977
- 40 – Pete Maravich, vs. Pittsburgh, Jan. 31, 1969
- 40 – Pete Maravich, vs. Oklahoma City, Dec. 28, 1968
- 40 – Pete Maravich, vs. Ole Miss, Feb. 24, 1968

30-POINT CLUB (127 by 32 players since 1967)

- 39 – Al Sanders, vs. Loyola, Dec. 1, 1970
- 38 – Shaquille O’Neal, vs. Ole Miss, Feb. 20, 1991
- 38 – Shaquille O’Neal, vs. Georgia, Feb. 8, 1991
- 38 – Chris Jackson, vs. Vanderbilt, Feb. 18, 1989
- 38 – Kenny Higgs, vs. Tennessee, March 1, 1975
- 38 – Pete Maravich, vs. Vanderbilt, Feb. 14, 1970
- 38 – Pete Maravich, vs. Florida, Feb. 11, 1970
- 38 – Pete Maravich, vs. UCLA, Dec. 23, 1969
- 38 – Pete Maravich, vs. Alabama, Feb. 8, 1969
- 38 – Pete Maravich, vs. Vanderbilt, Jan. 9, 1969
- 38 – Pete Maravich, vs. Clemson, Dec. 7, 1968
- 37 – Chris Jackson, vs. Ole Miss, March 3, 1990
- 37 – Chris Jackson, vs. Southern Miss., Nov. 15, 1989
- 37 – Chris Jackson, vs. Tennessee, March 10, 1989
- 37 – Ricky Blanton, vs. Tennessee-Martin, Dec. 20, 1988
- 37 – Bill Newton, vs. Georgetown, Jan. 6, 1972
- 37 – Al Sanders, vs. Ole Miss, Jan. 30, 1971
- 37 – Pete Maravich, vs. Georgia, Feb. 18, 1970
- 36 – Ronnie Henderson, vs. Oklahoma St., Dec. 20, 1994
- 36 – Ronnie Henderson, vs. Kentucky, Feb. 15, 1994
- 36 – Shaquille O’Neal, vs. Indiana, March 21, 1992
- 36 – Shaquille O’Neal, vs. Alabama, Feb. 17, 1991
- 36 – Glenn Hansen, vs. Florida, Feb. 8, 1975
- 35 – Maurice Carter, vs. Arkansas, Jan. 2, 1999
- 35 – Duane Spencer, vs. Alabama, Feb. 15, 1997
- 35 – Chris Jackson, vs. UNLV, Jan. 28, 1990
- 35 – Glenn Hansen, vs. Auburn, Jan. 25, 1975
- 35 – Glenn Hansen, vs. Vanderbilt, Feb. 11, 1974
- 35 – Bill Newton, vs. Loyola, Jan. 8, 1972

35 – Pete Maravich, vs. Ole Miss, Feb. 28, 1970
 35 – Pete Maravich, vs. Vanderbilt, Feb. 17, 1969

34 – Ronnie Henderson, vs. MD-Balt. Cty., Dec. 30, 1994
 34 – Roman Rubchenko, vs. Georgia State, Dec. 28, 1994
 34 – Ronnie Henderson, vs. Troy State, Dec. 6, 1994
 34 – Roman Rubchenko, vs. George Mason, Dec. 3, 1994
 34 – Shaquille O’Neal, vs. Georgia, Jan. 7, 1991
 34 – Shaquille O’Neal, vs. Vanderbilt, Jan. 2, 1991
 34 – Chris Jackson, vs. Loyola-Marymount, Feb. 3, 1990
 34 – Chris Jackson, vs. Kentucky, Feb. 15, 1989
 34 – Chris Jackson, vs. Vanderbilt, Jan. 18, 1989
 34 – Ricky Blanton, vs. Chaminade, Dec. 29, 1988
 34 – DeWayne Scales, vs. Montana St., Dec. 18, 1987
 34 – Kenny Higgs, vs. Miss. St., Jan. 2, 1978
 34 – Pete Maravich, vs. Yale, Dec. 30, 1969
 34 – Pete Maravich, vs. Miss. St., Feb. 19, 1968

33 – Stromile Swift, vs. Wyoming, Nov. 27, 1999
 33 – Roger Washington, vs. Louisville, Dec. 7, 1996
 33 – Ronnie Henderson, vs. Georgia, Feb. 18, 1995
 33 – Clarence Ceasar, vs. Arkansas, March 2, 1994
 33 – Shaquille O’Neal, vs. Tennessee, Feb. 23, 1991
 33 – Shaquille O’Neal, vs. Kentucky, Feb. 5, 1991
 33 – Chris Jackson, vs. Tennessee, Jan. 8, 1990
 33 – Chris Jackson, vs. UTEP March 17, 1989
 33 – Chris Jackson, vs. Auburn, Jan. 7, 1989
 33 – Jose Vargas, vs. Florida, Dec. 16, 1986
 33 – Howard Carter, vs. Auburn, Jan. 21, 1981
 33 – DeWayne Scales, vs. Boston, Dec. 28, 1979
 33 – Kenny Higgs, vs. Tennessee, Jan. 26, 1976
 33 – Glenn Hansen, vs. Tennessee, Jan. 27, 1975
 33 – Pete Maravich, vs. Miss. St., Feb. 3, 1969
 33 – Pete Maravich, vs. Clemson, Jan. 24, 1968

32 – Ronnie Henderson, vs. Auburn, Feb. 25, 1995
 32 – Shaquille O’Neal, vs. Ole Miss, Jan. 19, 1991
 32 – Chris Jackson, vs. Kansas, Nov. 17, 1989
 32 – DeWayne Scales, vs. Ole Miss, Feb. 21, 1980
 32 – Durand Macklin, vs. Delaware, Dec. 29, 1979
 32 – Kenny Higgs, vs. Kentucky, Feb. 2, 1976
 32 – Kenny Higgs, vs. Tulane, Dec. 3, 1975
 32 – Glenn Hansen, vs. Auburn, Feb. 24, 1975
 32 – Eddie Palubinskas, vs. Florida, Feb. 9, 1974
 32 – Eddie Palubinskas, vs. Memphis St., Dec. 5, 1972
 32 – Pete Maravich, vs. Florida, Jan. 6, 1968

31 – Duane Spencer, vs. N. Carolina A&T, Nov. 30, 1996
 31 – Ronnie Henderson, vs. Ole Miss, Feb. 3, 1996
 31 – Ronnie Henderson, vs. Nicholls St., Jan. 23, 1996
 31 – Ronnie Henderson, vs. Alabama, Jan. 6, 1996
 31 – Shaquille O’Neal, vs. Miss. St., March 7, 1992
 31 – Shaquille O’Neal, vs. Florida, Jan. 26, 1991
 31 – Mike Hansen, vs. Tennessee, Jan. 22, 1991
 31 – Chris Jackson, vs. Georgia, Feb. 25, 1990
 31 – Maurice Williamson, vs. Vanderbilt, Feb. 18, 1990
 31 – Ricky Blanton, vs. Auburn, Jan. 7, 1989
 31 – Ricky Blanton, vs. Southern, Dec. 5, 1987
 31 – Anthony Wilson, vs. Georgia, March 7, 1987
 31 – Don Redden, vs. Hawaii Pacific, Dec. 1, 1985

31 – Don Redden, vs. Miss. St., Feb. 20, 1984
 31 – Durand Macklin, vs. Lamar, March 14, 1981
 31 – Durand Macklin, vs. Alcorn St., March 8, 1980
 31 – DeWayne Scales, vs. Georgia, Feb. 9, 1980
 31 – Kenny Higgs, vs. Auburn, Feb. 20, 1978
 31 – Glenn Hansen, vs. Tennessee, March 1, 1975
 31 – Bill Newton, vs. Kentucky, Feb. 26, 1972
 31 – Pete Maravich, vs. Ole Miss, Feb. 1, 1969

30 -- Jaime Lloreda, vs. McNeese St., Nov. 24, 2003
 30 – Ronald Dupree, at Arkansas, Feb. 16, 2002
 30 – Collis Temple III, at Tennessee, March 3, 2001
 30 – Jabari Smith, vs. Alabama, Feb. 10, 1999
 30 – Ronnie Henderson, vs. Georgia, Feb. 7, 1996
 30 – Ronnie Henderson, vs. Auburn, Jan. 21, 1996
 30 – Ronnie Henderson, vs. Ole Miss, Feb. 15, 1995
 30 – Jamie Brandon, vs. Auburn, Jan. 8, 1994
 30 – Maurice Williamson, vs. BYU, March 19, 1992
 30 – Shaquille O’Neal, vs. Auburn, Feb. 22, 1992
 30 – Shaquille O’Neal, vs. Tennessee, Jan. 29, 1992
 30 – Chris Jackson, vs. Alabama, Jan. 21, 1989
 30 – Chris Jackson, vs. Maryland, Jan. 2, 1989
 30 – Chris Jackson, vs. Morehead St., Dec. 28, 1988
 30 – Ricky Blanton, vs. Vanderbilt, March 11, 1988
 30 – Jose Vargas, vs. Oklahoma, Jan. 11, 1988
 30 – Ricky Blanton, vs. Northern Iowa, Dec. 28, 1987
 30 – Jose Vargas, vs. Southwest Texas, Dec. 22, 1987
 30 – Durand Macklin, vs. Vanderbilt, Jan. 30, 1980
 30 – Durand Macklin, vs. Vanderbilt, Jan. 2, 1980
 30 – Al Green, vs. Tulane, Dec. 9, 1978
 30 – Durand Macklin, vs. Georgia, Feb. 4, 1978
 30 – Durand Macklin, vs. Vanderbilt, Jan. 16, 1978
 30 – Kenny Higgs, vs. Auburn, Feb. 26, 1977
 30 – Kenny Higgs, vs. California, Nov. 29, 1975
 30 – Glenn Hansen, vs. Kentucky, Jan. 5, 1974
 30 – Eddie Palubinskas, vs. Nevada-Reno, Dec. 3, 1973
 30 – Al Sanders, vs. Ole Miss, March 4, 1972
 30 – Bill Newton, vs. Vanderbilt, Feb. 13, 1971
 30 – Al Sanders, vs. Florida, Feb. 10, 1971
 30 – Bill Newton, vs. Utah St., Dec. 27, 1970
 30 – Pete Maravich, vs. Tennessee, Feb. 23, 1970
 30 – Pete Maravich, vs. Alabama, Dec. 30, 1967
 30 – Danny Hester vs. Georgetown, March 15, 1970

SEC Statistics Leaders

INTRO
 THIS IS LSU
 PLAYERS
 COACHES
 REVIEW
 PREVIEW
RECORDS
 HISTORY
 LSU
 MEDIA

SCORING

YEAR	NAME	GMS.	PTS.	AVG.
1933	Sparky Wade	20	193	9.7
1934	Sparky Wade	17	211	12.4
1936	Arnold Bryan	15	209	13.9
1937	Arnold Bryan	20	287	14.4
1939	Charles Bozeman	15	178	11.9
1952	Bob Pettit	24	612	25.5
1953	Bob Pettit	23	573	24.9
1954	Bob Pettit	25	785	31.4
1968	Pete Maravich	26	1138	43.8
1969	Pete Maravich	26	1148	44.2
1970	Pete Maravich	32	1381	44.5
1989	Chris Jackson	32	965	30.2
1990	Chris Jackson	32	889	27.8
1991	Shaquille O'Neal	28	774	27.6
1995	Ronnie Henderson	27	630	23.3
1996	Ronnie Henderson	23	502	21.8
2001	Ronald Dupree	29	503	17.3

REBOUNDING

YEAR	NAME	GMS.	REB.	AVG.
1970	Al Sanders	32	474	14.8
1971	Al Sanders	24	369	14.7
1986	John Williams	37	313	8.5
1990	Shaquille O'Neal	32	385	12.0
1991	Shaquille O'Neal	28	411	14.7
1992	Shaquille O'Neal	30	421	14.0
1993	Geert Hamminck	32	325	10.2
2004	Jaime Lloreda	22	256	11.6

FIELD GOAL PERCENTAGE

YEAR	NAME	GMS.	FGM	FGA	PCT.
1968	Ralph Jukkola	26	125	196	63.7
1969	Dave Ramsden	26	112	166	67.5
1971	Al Sanders	25	209	355	58.8

1972	Al Sanders	26	171	287	59.6
1991	Shaquille O'Neal	28	312	497	62.8
1992	Shaquille O'Neal	30	294	478	61.5
2000	Stromile Swift	34	208	342	60.8

THREE-POINT FIELD GOALS PER GAME

YEAR	NAME	GMS.	MADE	AVG.
1987	Anthony Wilson	38	95	2.5

FREE THROW PERCENTAGE

YEAR	NAME	GMS.	FTM	FTA	PCT.
1966	Kenny Drost	26	75	82	90.2
1973	Ed Palubinskas	24	137	153	89.5
1986	Derrick Taylor	38	81	92	88.0
1989	Chris Jackson	32	163	200	81.5
1990	Chris Jackson	32	191	210	91.0

ASSISTS

YEAR	NAME	GMS.	NO.	AVG.
1970	Pete Maravich	31	192	6.3
1977	Kenny Higgs	27	239	8.9
1991	T. J. Pugh	30	196	6.5

BLOCKS

YEAR	NAME	GMS.	NO.	AVG.
1990	Shaquille O'Neal	32	115	3.6
1991	Shaquille O'Neal	28	140	5.0
1992	Shaquille O'Neal	30	157	5.2

STEALS

YEAR	NAME	GMS.	NO.	AVG.
1984	Jerry Reynolds	29	81	2.8
1986	Derrick Taylor	38	84	2.2
1987	Darryl Joe	39	93	2.4
1991	Shawn Griggs	29	81	2.8
1994	Clarence Ceasar	27	80	3.0
1995	Clarence Ceasar	22	66	3.0



Ronnie Henderson



Stromile Swift



Pete Maravich sinks a 23 footer against Ole Miss to break Oscar Robertson's all-time NCAA scoring record.

CAREER SCORING LEADERS (AVERAGE)

PLAYER, TEAM	YEARS	G	FG	FT	PTS.	AVG.
Pete Maravich, LSU	1968-70	83	1387	893	3667	44.2
Austin Carr, Notre Dame	1969-71	74	1017	526	2560	34.6
Oscar Robinson, Cincinnati	1958-60	88	1052	869	2973	33.8
Calvin Murphy, Niagara	1968-70	77	947	654	2548	33.1
Dwight Lamar, SW La.	1971-73	57	768	326	1862	32.7

CAREER POINTS LEADERS

PLAYER, TEAM	FINAL YEAR	G	PTS.
Pete Maravich, LSU	1970	83	3667
Freeman Williams, Portland St.	1978	106	3249
Lionel Simmons, LaSalle	1990	131	3217
Alphonso Ford, Miss. Valley	1993	109	3165
Harry Kelly, Texas Southern	1983	110	3066

MOST POINTS IN A SEASON

PLAYER, TEAM	YEAR	G	FG	FT	PTS.
Pete Maravich, LSU	1970	31	522	337	1381
Elvin Hayes, Houston	1968	33	519	176	1214
Frank Selvy, Furman	1954	29	427	355	1209
Pete Maravich, LSU	1969	26	433	282	1148
Pete Maravich, LSU	1968	26	432	274	1138

SEASON SCORING HIGHS (AVERAGE)

PLAYER, TEAM	YEAR	G	FG	FT	PTS.	AVG.
Pete Maravich, LSU	1970	31	522	337	1381	44.5
Pete Maravich, LSU	1969	26	433	282	1148	44.2
Pete Maravich, LSU	1968	26	432	274	1138	43.8
Frank Selvy, Furman	1954	29	427	355	1209	41.7

SEASON SCORING HIGHS BY CLASS (AVERAGE)

CLASS	PLAYER, TEAM	YEAR	G	FG	FT	PTS.	AVG.
Senior	Pete Maravich, LSU	1970	31	522	337	1381	44.5
Junior	Pete Maravich, LSU	1969	26	433	282	1148	44.2
Soph.	Pete Maravich, LSU	1968	26	432	274	1138	43.8
Fresh.	Chris Jackson, LSU	1989	32	359	163	965	30.2



Chris Jackson

SEC Tournament Records

Team Single Game

MOST POINTS SCORED

99 - vs. Tennessee, 3-13-92, Birmingham, Ala.
 95 - vs. Florida, 2-28-80, Birmingham, Ala.
 89 - vs. Georgia, 3-7-87, Atlanta, Ga.
 89 - vs. Ole Miss, 3-12-93, Lexington, Ky.

MOST POINTS ALLOWED

97 - by Florida, 3-4-99, Atlanta, Ga.
 95 - by Tennessee, 3-10-89, Knoxville, Tenn.
 92 - by Auburn, 3-8-91, Nashville, Tenn.

FEWEST POINTS SCORED

51 - vs. Miss. St., 3-9-02, Atlanta, Ga.
 52 - vs. Ole Miss, 3-4-82, Lexington, Ky.
 54 - vs. Georgia, 3-6-97, Memphis, Tenn.

FEWEST POINTS ALLOWED

54 - by Miss. St., 3-5-87, Atlanta, Ga.
 56 - by Arkansas, 3-13-03, New Orleans, La.
 57 - by Miss. St., 3-9-02, Atlanta, Ga.

FIELD GOAL ATTEMPTS

80 - vs. Georgia, 3-10-94, Memphis, Tenn.
 80 - vs. Tennessee, 3-10-89, Knoxville, Tenn.
 79 - vs. Kentucky, 3-2-79, Birmingham, Ala.

FIELD GOALS MADE

39 - vs. Florida, 2-28-80, Birmingham, Ala.
 33 - three occasions.

FIELD GOAL PERCENTAGE

.609 - vs. Florida, 2-28-80, Birmingham, Ala.
 .596 - vs. Ole Miss, 3-12-93, Lexington, Ky.
 .556 - vs. Florida, 3-5-81, Birmingham, Ala.

FREE THROW ATTEMPTS

42 - vs. Georgia, 3-7-87, Atlanta, Ga.
 42 - vs. Tennessee, 3-13-92, Birmingham, Ala.
 39 - vs. Florida, 3-5-81, Birmingham, Ala.

FREE THROWS MADE

31 - vs. Tennessee, 3-13-92, Birmingham, Ala.
 29 - vs. Georgia, 3-7-87, Atlanta, Ga.
 28 - vs. Vanderbilt, 3-11-88, Baton Rouge, La.

FREE THROW PERCENTAGE

1.000 - vs. Tenn., 3-11-83, Birmingham, Ala.
 1.000 - vs. Kentucky, 3-7-86, Lexington, Ky.
 .903 - vs. Vanderbilt, 3-11-88, Baton Rouge, La.

THREE-POINT FIELD GOAL ATTEMPTS

30 - vs. Vanderbilt, 3-10-00, Atlanta, Ga.
 29 - vs. Georgia, 3-10-94, Memphis, Tenn.
 26 - vs. S. Carolina, 3-7-96, New Orleans, La.

THREE-POINT FIELD GOALS MADE

10 - vs. Vanderbilt, 3-10-00, Atlanta, Ga.
 10 - vs. Arkansas, 3-13-03, New Orleans, La.
 9 - vs. Kentucky, 3-14-93, Lexington, Ky.

THREE-POINT FIELD GOAL PERCENTAGE

.800 - (4-5) vs. Miss. St., 3-5-87, Atlanta, Ga.
 .600 - (6-10) vs. Georgia, 3-7-87, Atlanta, Ga.
 .583 - (7-12) vs. Georgia, 3-8-02, Atlanta, Ga.

REBOUNDS

47 - vs. Tennessee, 3-13-92, Birmingham, Ala.
 46 - vs. Florida, 3-6-86, Lexington, Ky.
 45 - three occasions

ASSISTS

22 - vs. Ole Miss, 3-12-93, Lexington, Ky.
 21 - vs. Kentucky, 3-1-80, Birmingham, Ala.
 17 - two occasions

PERSONAL FOULS

31 - vs. Georgia, 3-10-94, Memphis, Tenn.
 29 - vs. Kentucky, 3-2-79, Birmingham, Ala.
 29 - vs. Florida, 3-4-99, Atlanta, Ga.

VICTORY MARGINS

29 - vs. Arkansas, 3-13-03, New Orleans, La.
 19 - vs. Ole Miss, 3-12-93, Lexington, Ky.
 14 - vs. Miss. St., 3-5-87, Atlanta, Ga.

DEFEAT MARGINS

24 - vs. Vanderbilt, 3-9-95, Atlanta, Ga.
 22 - vs. Florida, 3-4-99, Atlanta, Ga.
 21 - vs. Georgia, 3-6-97, Memphis, Tenn.
 21 -- vs. S. Carolina, 3-12-04, Atlanta, Ga.

Individual Single Game

MOST POINTS

37 - Chris Jackson, vs. Tennessee, 3-10-89, Knoxville, Tenn.
 31 - Anthony Wilson, vs. Georgia, 3-7-87, Atlanta, Ga.
 30 - Ricky Blanton, vs. Vanderbilt, 3-11-88, Baton Rouge, La.

FIELD GOAL ATTEMPTS

36 - Chris Jackson, vs. Tennessee, 3-10-89, Knoxville, Tenn.
 21 - John Williams, vs. Kentucky, 3-7-86, Lexington, Ky.
 20 - three occasions

FIELD GOALS MADE

15 - Chris Jackson, vs. Tennessee, 3-10-89, Knoxville, Tenn.
 13 - DeWayne Scales, vs. Kentucky, 3-1-80, Birmingham, Ala.
 12 - John Williams, vs. Kentucky, 3-7-86, Lexington, Ky.

FIELD GOAL PERCENTAGE (MIN 6 ATTEMPTS)

.875 - (7-8) Collis Temple, vs. Vanderbilt, 3-10-00, Atlanta, Ga.
 .857 - (6-7) Brad Bridgewater, vs. Georgia, 3-8-02, Atlanta, Ga.
 .833 - (5-6) Shawn Griggs, vs. Auburn, 3-8-91, Nashville, Tenn.
 .833 - (5-6) Greg Cook, vs. Florida, 3-5-81, Birmingham, Ala.

FREE THROWS ATTEMPTED

15 - Nikita Wilson, vs. Georgia, 3-7-87, Atlanta, Ga.
 12 - Antonio Hudson, vs. Georgia, 3-8-02, Atlanta, Ga.
 12 - Leonard Mitchell, vs. Florida, 3-5-81, Birmingham, Ala.

FREE THROWS MADE

14 - Nikita Wilson, vs. Georgia, 3-7-87, Atlanta, Ga.
 11 - Antonio Hudson, vs. Georgia, 3-8-02, Atlanta, Ga.
 10 - Ricky Blanton, vs. Vanderbilt, 3-11-88, Baton Rouge, La.

FREE THROW PERCENTAGE (MIN. 8 ATTEMPTS)

1.000 - (10-10) Ricky Blanton, vs. Vanderbilt, 3-11-88, Baton Rouge, La.
 .933 - (14-15) Nikita Wilson, vs. Georgia, 3-7-87, Atlanta, Ga.
 .900 - (9-10) Duane Spencer, vs. S. Carolina, 3-7-96, New Orleans, La.

THREE-POINT FIELD GOAL ATTEMPTS

12 - Chris Jackson, vs. Tennessee, 3-10-89, Knoxville, Tenn.
 10 - Darryl Joe, vs. Kentucky, 3-12-88, Baton Rouge, La.
 10 - Maurice Carter, vs. S. Carolina, 3-7-96, New Orleans, La.

THREE-POINT FIELD GOALS MADE

6 - Collis Temple, vs. Vanderbilt, 3-10-00, Atlanta, Ga.
 5 - Antonio Hudson, vs. South Carolina, 3-12-04, Atlanta, Ga.
 5 - Anthony Wilson, vs. Georgia, 3-7-87, Atlanta, Ga.

THREE-POINT FIELD GOAL PERCENTAGE

.857 - (6-7) Collis Temple, vs. Vanderbilt, 3-10-00, Atlanta, Ga.
 .833 - (5-6) Anthony Wilson, vs. Georgia, 3-7-87, Atlanta, Ga.
 .800 - (4-5) Justin Anderson, vs. Kentucky, 3-14-92, Birmingham, Ala.

REBOUNDS

20 - John Williams, vs. Florida, 3-6-86, Lexington, Ky.
 16 - Geert Hammink, vs. Kentucky, 3-14-93, Lexington, Ky.
 16 - Shaquille O'Neal, vs. Tennessee, 3-13-92, Birmingham, Ala.

ASSISTS

10 - Greg Cook, vs. Kentucky, 3-1-80, Birmingham, Ala.
 9 - Bernard Woodside, vs. Kentucky, 3-12-88, Baton Rouge, La.
 7 - three occasions

BLOCKS

7 - Shaquille O'Neal, vs. Auburn, 3-9-90, Orlando, Fla.
 4 - Vernel Singleton, vs. Auburn, 3-9-90, Orlando, Fla.
 4 - Jaime Lloreda, vs. Florida, 3-14-03, New Orleans, La.
 4 - Jaime Lloreda, vs. Miss. State, 3-15-03, New Orleans, La.

STEALS

6 - Vernel Singleton, vs. Tennessee, 3-10-89, Knoxville, Tenn.
 5 - Jermaine Williams, vs. Vanderbilt, 3-7-02, Atlanta, Ga.
 5 - Jamie Brandon, vs. Kentucky, 3-14-92, Birmingham, Ala.
 5 - Darryl Joe, vs. Florida, 3-6-87, Atlanta, Ga.

INTR
 THIS IS LSU
 PLAYERS
 COACHES
 REVIEW
 PREVIEW
 RECORDS
 HISTORY
 LSU
 MEDIA

Team Single Game

MOST POINTS

100 - vs. Lamar, 3-14-81, Austin, Texas
98 - vs. Alcorn, 3-9-80, Denton, Texas
96 - vs. Wichita State, 3-22-81, New Orleans, La.

MOST POINTS ALLOWED

94 - by Georgia Tech, 3-17-90, Knoxville, Tenn.
88 - three occasions

FIELD GOAL ATTEMPTS

78 - vs. Purdue, 3-13-86, Baton Rouge, La.
77 - vs. Georgia Tech, 3-17-90, Knoxville, Tenn.
75 - three occasions

FIELD GOALS MADE

45 - vs. Lamar, 3-14-81, Austin, Texas
41 - vs. Alcorn, 3-9-80, Denton, Texas
39 - vs. Wichita St., 3-22-81, New Orleans, La.

FIELD GOAL PERCENTAGE

.639 (39-61) vs. Wichita St., 3-22-81, New Orleans
.608 (45-74) vs. Lamar, 3-14-81, Austin, Texas
.555 (24-44) vs. Temple, 3-15-87, Rosemont, Ill.

FREE THROW ATTEMPTS

42 - vs. Indiana, 3-17-53, Kansas City
34 - vs. Holy Cross, 3-14-53, Raleigh, N. C.
28 - vs. Memphis State, 3-15-86, Baton Rouge, La.

FREE THROW MADE

23 - vs. Indiana, 3-17-53, Kansas City
21 - two occasions

FREE THROW PCT.

.923 (12-13) - vs. Indiana, 3-21-92, Boise, Id.
.875 (7-8) - vs. UTEP, 3-17-89, Tucson, Ariz.
.833 (15-18) - vs. Washington, 3-18-53, Kansas City

THREE-POINT FIELD GOAL ATTEMPTS

26 - vs. Purdue, 3-21-03, Birmingham, Ala.
23 - vs. Indiana, 3-21-92, Boise, Id.
21 - vs. Wisconsin, 3-23-00, Albuquerque, N.M.

THREE-POINT FIELD GOALS MADE

9 - vs. Georgia Tech, 3-13-87, Rosemont, Ill.
7 - two occasions

THREE-POINT FIELD GOAL PERCENTAGE

.588 (9-17) - vs. Ga. Tech, 3-13-87, Rosemont, Ill.
.500 (5-10) - vs. Temple, 3-15-87, Rosemont, Ill.
.500 (4-8) - vs. Villanova, 3-15-90, Knoxville, Tenn.

REBOUNDS

51 - vs. Georgia Tech, 3-17-90, Knoxville, Tenn.
47 - vs. Villanova, 3-15-90, Knoxville, Tenn.
45 - three occasions

ASSISTS

29 - vs. Lamar, 3-14-81, Austin, Texas
23 - vs. Georgia Tech, 3-13-87, Rosemont, Ill.
23 - vs. BYU, 3-19-92, Boise, Id.

PERSONAL FOULS

32 - vs. Louisville, 3-16-80, Houston, Texas
32 - vs. Navy, 3-15-85, Dayton, Ohio
30 - vs. Virginia, 3-30-81, Philadelphia, Pa.

VICTORY MARGIN

22 - vs. Lamar, 3-14-81, Austin, Texas
16 - vs. Arkansas, 3-20-81, New Orleans, La.
13 - vs. Lebanon Valley, 3-13-53, Raleigh, N.C.

DEFEAT MARGIN

24 - vs. Purdue, 3-21-03, Birmingham, Ala.
23 - vs. Navy, 3-15-85, Dayton, Ohio
20 - vs. Louisville, 3-16-80, Houston, Texas
19 - vs. Washington, 3-18-53, Kansas City

Individual Single Game

MOST POINTS

36 - Bob Pettit, vs. Washington, 3-18-53, Kansas City
36 - Shaquille O'Neal, vs. Indiana, 3-21-92, Boise, Id.
31 - Durand Macklin, two occasions

FIELD GOAL ATTEMPTS

22 - three occasions

FIELD GOALS MADE

14 - Bob Pettit, vs. Washington, 3-18-53, Kansas City
13 - three occasions

FIELD GOAL PCT. (Min. 10 attempts)

.800 (8-10) - Jordy Hultberg, vs. Louisville, 3-16-80, Houston, Texas
.800 (8-10) - Nikita Wilson, vs. Temple, 3-5-87, Rosemont, Ill.

FREE THROW ATTEMPTS

12 - Shaquille O'Neal vs. Indiana, 3-21-92, Boise, Id.
11 - Don Redden vs. Memphis State, 3-15-86, Baton Rouge, La.
10 - Don Redden vs. Georgia Tech, 3-20-86, Atlanta, Ga.

FREE THROWS MADE

12 - Shaquille O'Neal, vs. Indiana, 3-21-92, Boise, Id.
9 - Bob Pettit, vs. Indiana, 3-17-53, Kansas City
8 - Bob Pettit, vs. Washington, 3-18-53, Kansas City

FREE THROW PERCENTAGE (Min. 8 attempts)

1.000 (12-12) - Shaquille O'Neal, vs. Indiana, 3-21-92, Boise, Id.
.875 (7-8) - Anthony Wilson, vs. Purdue, 3-13-86, Baton Rouge, La.
.875 (7-8) - John Williams, vs. Memphis State, 3-15-86, Baton Rouge.

THREE POINT FIELD GOAL ATTEMPTS

9 - Anthony Wilson, vs. DePaul, 3-20-87; vs. Ind., 3-22-87, Cincinnati
9 - Darryl Joe, vs. Georgia Tech, 3-13-87, Rosemont, Ill.

THREE-POINT FIELD GOALS MADE

7 - Darryl Joe, vs. Georgia Tech, 3-13-87, Rosemont, Ill.
3 - Maurice Williamson twice, Anthony Wilson, Jamie Brandon, Torris Bright once

THREE-POINT FIELD GOAL PERCENTAGE (Min. 5 attempts)

.778 (7-9) - Darryl Joe, vs. Georgia Tech, 3-13-87, Rosemont, Ill.
.600 (3-5) - Anthony Wilson, vs. Temple, 3-15-87, Rosemont, Ill.

REBOUNDS

19 - Durand Macklin, vs. Alcorn, 3-9-80, Denton, Texas
16 - Durand Macklin, vs. Lamar, 3-14-81, Austin, Texas
16 - Lionel Green, vs. Appalachian State, 3-10-79, Bloomington, Ind.

ASSISTS

12 - Ethan Martin, vs. Lamar, 3-14-81, Austin, Texas
10 - Ethan Martin, vs. Wichita State, 3-22-81, New Orleans, La.
9 - Darryl Joe, vs. Georgia Tech, 3-13-87, Rosemont, Ill.

BLOCKS

11 - Shaquille O'Neal, vs. BYU, 3-19-92, Boise, Id.
6 - Stromile Swift, vs. SE Missouri St., 3-16-00, Salt Lake City, UT
5 - Shaquille O'Neal, vs. Indiana, 3-21-92, Boise, Id.

STEALS

6 - Clarence Ceasar, vs. BYU, 3-19-92, Boise, Id.
5 - Derrick Taylor twice, Darryl Joe once

NIT Tournament Records

Team Single Game

MOST POINTS

97 – vs. Oklahoma, 3-17-70, New York City
 94 – vs. UNO, 3-16-83, Baton Rouge
 79 – vs. Marquette, 3-19-70, New York City

MOST POINTS ALLOWED

101 – by Marquette, 3-19-70, New York City
 99 – by UNO, 3-16-83, Baton Rouge
 94 – by Oklahoma, 3-17-70, New York City

FIELD GOAL ATTEMPTS

80 – vs. Tulane, 3-12-82, Baton Rouge
 74 – vs. UNO, 3-16-83, Baton Rouge
 66 – vs. Oklahoma, 3-17-70, New York City

FIELD GOALS MADE

38 – vs. UNO, 3-16-83, Baton Rouge
 34 – vs. Oklahoma, 3-17-70, New York City
 31 – vs. Tulane, 3-12-82, Baton Rouge

FIELD GOAL PERCENTAGE

.515 (34-66) – vs. Oklahoma, 3-17-70,
 New York City
 .514 (38-74) – vs. UNO, 3-16-83, Baton Rouge
 48.4 (30-62) – vs. Georgetown, 3-15-70,
 New York City

FREE THROW ATTEMPTS

37 – vs. Georgetown, 3-15-70, New York City
 37 – vs. Oklahoma, 3-17-70, New York City
 36 – vs. Marquette, 3-19-70, New York City

FREE THROWS MADE

29 – vs. Oklahoma, 3-17-70, New York City
 27 – vs. Marquette, 3-19-70, New York City
 23 – vs. Georgetown, 3-15-70, New York City

FREE THROW PERCENTAGE

.846 (22-26) vs. Army, 3-20-70, New York City
 .833 (10-12) vs. Tulane, 3-12-82, Baton Rouge
 .783 (29-37) vs. Oklahoma, 3-17-70,
 New York City

THREE-POINT FIELD GOAL ATTEMPTS

21 – vs. Oklahoma, 3-17-04, Norman
 17 – vs. Ball State, 3-19-02, Baton Rouge
 14 – vs. Iowa, 3-13-02, Iowa City

THREE-POINT FIELD GOALS MADE

7 -- vs. Oklahoma, 3-17-04, Norman
 4 – vs. Iowa, 3-13-02, Iowa City
 4 – vs. Ball State, 3-19-02, Baton Rouge

3-POINT FIELD GOAL PERCENTAGE

.333 (7-21) -- vs. Oklahoma, 3-17-04, Norman
 .286 (4-14) – vs. Iowa, 3-13-02, Iowa City
 .235 (4-17) – vs. Ball State, 3-19-02, Baton Rouge

REBOUNDS

60 – vs. Oklahoma, 3-17-70, New York City
 56 – vs. Georgetown, 3-15-70, New York City
 51 – vs. Army, 3-20-70, New York City

ASSISTS

19 – vs. UNO, 3-16-83, Baton Rouge
 15 – vs. Ball State, 3-19-02, Baton Rouge
 11 – vs. Iowa, 3-13-02, Baton Rouge

PERSONAL FOULS

31 – vs. Tulane, 3-12-82, Baton Rouge
 30 – vs. Marquette, 3-19-70, New York City
 28 – vs. UNO, 3-16-83, Baton Rouge

VICTORY MARGIN

3 – vs. Oklahoma, 3-17-70, New York City
 2 – vs. Iowa, 3-13-02, Iowa City
 1 – vs. Georgetown, 3-15-70, New York City

DEFEAT MARGIN

22 – vs. Marquette, 3-19-70, New York City
 11 – vs. Tulane, 3-12-82, Baton Rouge
 10 – vs. Ball State, 3-19-02, Baton Rouge

Individual Single Game

MOST POINTS

37 – Pete Maravich, vs. Oklahoma, 3-17-70, New York City
 30 – Danny Hester, vs. Georgetown, 3-15-70, New York City
 25 – Torris Bright, vs. Ball State, 3-19-02, Baton Rouge

FIELD GOAL ATTEMPTS

33 – Pete Maravich vs. Oklahoma, 3-17-70, New York City
 20 – Howard Carter vs. UNO, 3-16-83, Baton Rouge
 18 – three times

FIELD GOALS MADE

14 – Pete Maravich vs. Oklahoma, 3-17-70, New York City
 12 – Danny Hester, vs. Georgetown, 3-15-70, New York City
 10 – Johnny Jones vs. Tulane, 3-12-82, Baton Rouge

FREE THROW ATTEMPTS

16 – Pete Maravich vs. Marquette, 3-19-70, New York City
 13 – Pete Maravich vs. Oklahoma, 3-17-70, New York City
 12 – twice

FREE THROWS MADE

12 – Pete Maravich vs. Marquette, 3-19-70, New York City
 9 – Pete Maravich vs. Oklahoma, 3-17-70, New York City
 8 – three times

FREE THROW PERCENTAGE (Min. 8 attempts)

100.0 (8-8) –Jermaine Williams, vs. Iowa, 3-13-02, Iowa City
 100.0 (8-8) – Torris Bright vs. Ball State, 3-19-02, Baton Rouge

THREE-POINT FIELD GOAL ATTEMPTS

9 – Torris Bright, vs. Ball State, 3-19-02, Baton Rouge
 7 – Antonio Hudson, vs. Oklahoma, 3-17-04, Norman
 7 – Torris Bright, vs. Iowa, 3-13-02, Iowa City
 5 – Antonio Hudson, vs. Ball State, 3-19-02, Baton Rouge

THREE-POINT FIELD GOALS MADE

3 – Tack Minor, vs. Oklahoma, 3-17-04, Norman
 3 – Torris Bright, vs. Iowa, 3-13-02, Iowa City
 3 – Torris Bright, vs. Ball State, 3-19-02, Baton Rouge

THREE-POINT FIELD GOAL PERCENTAGE (Min. 5 attempts)

.429 (3-7) – Torris Bright, vs. Iowa, 3-13-02, Iowa City
 .333 (2-6) – Darrel Mitchell, vs. Oklahoma, 3-17-04, Norman
 .333 (3-9) – Torris Bright, vs. Ball State, 3-19-02, Baton Rouge

REBOUNDS

19 – Apple Sanders, vs. Oklahoma, 3-17-70, New York City
 17 – Apple Sanders, vs. Georgetown, 3-15-70, New York City
 14 – Bill Newton, vs. Oklahoma, 3-17-70, New York City

ASSISTS

9 – Pete Maravich vs. Oklahoma, 3-17-70, New York City
 8 – Jermaine Williams vs. Ball State, 3-19-02, Baton Rouge
 7 – John Tudor vs. UNO, 3-16-83, Baton Rouge


BLOCKS

2 – Ronald Dupree, vs. Ball State, 3-19-02, Baton Rouge

STEALS

6 – Jerry Reynolds, vs. UNO, 3-16-83, Baton Rouge
 6 – Johnny Jones, vs. UNO, 3-16-83, Baton Rouge
 4 – Jermaine Williams, vs. Ball State, 3-19-02, Baton Rouge

INTR
 THIS IS LSU
 PLAYERS
 COACHES
 REVIEW
 PREVIEW
 RECORDS
 HISTORY
 MEDIA
 LSU



HIST **HISTORY**

2004-2005 LSU MEN'S BASKETBALL MEDIA GUIDE

Yearly Records/Milestones

INTRO
 THIS IS LSU
 PLAYERS
 COACHES
 REVIEW
 PREVIEW
 RECORDS
HISTORY
 MEDIA
 LSU

SEASON	OVERALL			CONFERENCE			COACH
	W	L	PCT.	W	L	PCT.	
1908-09	5	2	.714	2	0	1.000	E. R. Wingard
1909-10	3	1	.750	2	0	1.000	J. W. Mayhew
1910-11	8	3	.727	0	1	.000	J. W. Mayhew
1911-12	4	6	.400	2	3	.400	F. M. Long
1912-13	2	3	.400	1	3	.250	F. M. Long
1913-14	7	5	.538	0	4	.000	Dr. C. C. Stroud
1914-15	10	1	.909	3	1	.750	Dr. C. C. Stroud
1915-16	14	10	.583	6	7	.462	Dr. C. C. Stroud
1916-17	20	2	.909	11	0	1.000	Dr. C. C. Stroud
1917-18	12	1	.923	3	0	1.000	Dr. C. C. Stroud
1918-19	1	0	1.000	0	0	.000	R. E. Edmonds
1919-20	19	2	.905	8	2	.800	Dr. C. C. Stroud
1920-21	19	4	.826	5	2	.714	Branch Bocock
1921-22	15	1	.938	3	1	.750	Tad Gormley
1922-23	10	10	.500	0	7	.000	Tad Gormley
1923-24	8	12	.400	0	7	.000	"Moon" Ducote
1924-25	10	7	.588	1	5	.167	"Gob" Wilson
1925-26	9	9	.500	4	5	.444	Harry Rabenhorst
1926-27	7	9	.438	3	5	.375	Harry Rabenhorst
1927-28	14	4	.778	8	4	.667	Harry Rabenhorst
1928-29	8	13	.381	5	10	.333	Harry Rabenhorst
1929-30	10	11	.476	6	8	.429	Harry Rabenhorst
1930-31	7	8	.467	4	5	.444	Harry Rabenhorst
1931-32	11	9	.550	9	9	.500	Harry Rabenhorst
1932-33	15	8	.652	13	7	.650	Harry Rabenhorst
1933-34	13	4	.765	13	3	.813	Harry Rabenhorst
1934-35	14	1	.933	12	0	1.000	Harry Rabenhorst
1935-36	10	10	.500	9	6	.600	Harry Rabenhorst
1936-37	13	7	.650	7	6	.539	Harry Rabenhorst
1937-38	10	10	.500	7	6	.539	Harry Rabenhorst
1938-39	13	7	.650	10	5	.667	Harry Rabenhorst
1939-40	10	8	.556	8	4	.667	Harry Rabenhorst
1940-41	9	9	.500	7	5	.583	Harry Rabenhorst
1941-42	8	7	.533	8	3	.727	Harry Rabenhorst
1942-43	18	4	.818	11	2	.846	Dale Morey
1943-44	10	15	.400	0	4	.000	Dale Morey
1944-45	15	9	.625	3	3	.500	Fatherree-Swanson
1945-46	18	3	.857	8	0	1.000	Harry Rabenhorst
1946-47	17	4	.810	9	2	.818	Harry Rabenhorst
1947-48	8	18	.308	4	10	.286	Harry Rabenhorst
1948-49	15	10	.600	7	6	.539	Harry Rabenhorst
1949-50	13	12	.520	5	8	.385	Harry Rabenhorst
1950-51	10	14	.417	6	8	.429	Harry Rabenhorst
1951-52	17	7	.708	9	5	.643	Harry Rabenhorst
1952-53	22	3	.880	13	0	1.000	Harry Rabenhorst
1953-54	20	5	.800	14	0	1.000	Harry Rabenhorst
1954-55	6	18	.250	3	11	.214	Harry Rabenhorst
1955-56	7	17	.292	5	9	.357	Harry Rabenhorst
1956-57	6	19	.240	1	13	.071	Harry Rabenhorst
1957-58	7	18	.280	3	11	.214	Jay McCreary
1958-59	10	15	.400	2	12	.142	Jay McCreary
1959-60	5	18	.217	3	11	.214	Jay McCreary
1960-61	11	14	.440	6	8	.429	Jay McCreary
1961-62	13	11	.541	7	7	.500	Jay McCreary
1962-63	12	12	.500	5	9	.357	Jay McCreary
1963-64	12	13	.480	8	6	.571	Jay McCreary
1964-65	12	14	.462	7	9	.438	Jay McCreary
1965-66	6	20	.231	2	14	.125	Frank Truitt
1966-67	3	23	.115	1	17	.056	Press Maravich
1967-68	14	12	.538	8	10	.444	Press Maravich
1968-69	13	13	.500	7	11	.389	Press Maravich
1969-70	22	10	.688	13	5	.722	Press Maravich

SEASON	OVERALL			CONFERENCE			COACH
	W	L	PCT.	W	L	PCT.	
1970-71	14	12	.538	10	8	.556	Press Maravich
1971-72	10	16	.385	6	12	.333	Press Maravich
1972-73	14	10	.583	9	9	.500	Dale Brown
1973-74	12	14	.462	6	12	.333	Dale Brown
1974-75	10	16	.385	6	12	.333	Dale Brown
1975-76	12	14	.462	5	13	.278	Dale Brown
1976-77	15	12	.556	8	10	.444	Dale Brown
1977-78	18	9	.667	12	6	.667	Dale Brown
1978-79	23	6	.793	14	4	.778	Dale Brown
1979-80	26	6	.813	14	4	.778	Dale Brown
1980-81	31	5	.861	17	1	.944	Dale Brown
1981-82	14	14	.500	11	7	.611	Dale Brown
1982-83	19	13	.594	10	8	.556	Dale Brown
1983-84	18	11	.621	11	7	.611	Dale Brown
1984-85	19	10	.655	13	5	.722	Dale Brown
1985-86	26	12	.684	9	9	.500	Dale Brown
1986-87	24	15	.615	8	10	.444	Dale Brown
1987-88	16	14	.533	10	8	.555	Dale Brown
1988-89	20	12	.625	11	7	.611	Dale Brown
1989-90	23	9	.719	12	6	.667	Dale Brown
1990-91	20	10	.667	13	5	.722	Dale Brown
1991-92	21	10	.677	12	4	.750	Dale Brown
1992-93	22	11	.667	9	7	.562	Dale Brown
1993-94	11	16	.407	5	11	.312	Dale Brown
1994-95	12	15	.444	6	10	.375	Dale Brown
1995-96	12	17	.414	4	12	.250	Dale Brown
1996-97	10	20	.333	3	13	.187	Dale Brown
1997-98	9	18	.333	2	14	.125	John Brady
1998-99	12	15	.444	4	12	.250	John Brady
1999-00	28	6	.823	12	4	.750	John Brady
2000-01	13	16	.448	2	14	.125	John Brady
2001-02	19	15	.559	6	10	.375	John Brady
2002-03	21	11	.656	8	8	.500	John Brady
2003-04	18	11	.621	8	8	.500	John Brady
Totals	1282-976	.568	.568	646-635	.504	.504	

MILESTONES

- 1st win** Jan. 30, 1909, vs. Dixon Academy (35-20) at Covington, La.
- 50th win** 1916 vs. Ole Miss (55-29) at Baton Rouge
- 100th win** Feb. 12, 1920, vs. Mercer (33-22) at Macon, Ga.
- 200th win** Jan. 14, 1929, vs. Louisiana College (32-31) at Pineville, La.
- 300th win** Jan. 8, 1938, vs. Rice (58-38) at Baton Rouge
- 400th win** Feb. 1, 1946, vs. Navy (58-47) at Baton Rouge
- 500th win** Jan. 19, 1953, vs. Georgia (55-50) at Athens, Ga.
- 600th win** Dec. 19, 1962, vs. Arkansas (72-70) at Little Rock, Ark.
- 700th win** Feb. 6, 1971, vs. Alabama (107-78) at Baton Rouge
- 800th win** Dec. 9, 1978, vs. Tulane (98-88) at New Orleans, La.
- 900th win** Jan. 17, 1983, vs. UNC Wilmington (70-55) at Baton Rouge
- 1000th win** Jan. 6, 1988, vs. Vanderbilt (51-39) at Nashville, Tenn.
- 1100th win** Dec. 16, 1992, vs. Campbell (93-71) at Baton Rouge
- 1200th win** Feb. 5, 2000 vs. Alabama(93-60) at Tuscaloosa, Ala.

SEASON	HOME			ROAD			NEUTRAL		
	WON	LOST	PCT.	WON	LOST	PCT.	WON	LOST	PCT.
1908-09	4	0	1.000	1	2	.333	0	0	.000
1909-10	3	0	1.000	0	1	.000	0	0	.000
1910-11	3	0	1.000	5	3	.625	0	0	.000
1911-12	4	0	1.000	0	6	.000	0	0	.000
1912-13	2	1	.500	0	2	.000	0	0	.000
1913-14	4	2	.667	3	3	.500	0	0	.000
1914-15	8	1	.889	2	0	1.000	0	0	.000
1915-16	11	4	.733	3	6	.333	0	0	.000
1916-17	11	0	1.000	9	2	.818	0	0	.000
1917-18	4	0	1.000	8	1	.889	0	0	.000
1918-19	1	0	1.000	0	0	.000	0	0	.000
1919-20	10	0	1.000	9	2	.818	0	0	.000
1920-21	14	1	.933	5	3	.625	0	0	.000
1921-22	11	1	.917	4	0	1.000	0	0	.000
1922-23	9	6	.600	1	3	.250	0	1	.000
1923-24	4	6	.400	4	6	.400	0	0	.000
1924-25	7	2	.778	3	4	.428	0	1	.000
1925-26	6	4	.600	3	5	.375	0	0	.000
1926-27	6	4	.600	1	5	.167	0	0	.000
1927-28	10	0	1.000	3	3	.500	1	1	.500
1928-29	4	4	.500	4	8	.333	0	1	.000
1929-30	6	2	.750	4	8	.333	0	1	.000
1930-31	4	5	.444	3	2	.600	0	1	.000
1931-32	6	4	.600	5	4	.555	0	1	.000
1932-33	7	1	.875	6	6	.500	2	1	.667
1933-34	10	0	1.000	3	3	.500	0	1	.500
1934-35	11	0	1.000	2	1	.667	1	0	1.000
1935-36	7	3	.700	3	5	.375	0	2	.000
1936-37	9	1	.900	4	5	.444	0	1	.000
1937-38	7	7	.500	3	3	.500	0	0	.000
1938-39	6	2	.750	5	4	.555	2	1	.667
1939-40	4	5	.444	4	2	.667	2	1	.667
1940-41	4	3	.571	5	5	.500	0	1	.000
1941-42	5	4	.556	3	2	.600	0	1	.000
1942-43	5	1	.833	11	3	.785	2	0	1.000
1943-44	5	6	.455	5	9	.357	0	0	.000
1944-45	8	2	.800	6	7	.462	1	0	1.000
1945-46	9	1	.900	6	2	.750	3	0	1.000
1946-47	9	0	1.000	4	3	.571	4	1	.800
1947-48	5	6	.454	2	10	.167	1	2	.333
1948-49	7	2	.778	6	6	.500	2	2	.500
1949-50	9	3	.750	1	9	.100	3	0	1.000
1950-51	5	3	.625	3	9	.333	2	2	.500
1951-52	11	0	1.000	3	7	.300	3	0	1.000
1952-53	10	0	1.000	8	1	.889	4	2	.667
1953-54	13	1	.929	6	0	1.000	1	4	.200
1954-55	5	6	.455	1	12	.077	0	0	.000
1955-56	4	7	.364	2	9	.182	1	1	.500
1956-57	4	8	.333	1	10	.091	1	1	.500
1957-58	4	8	.333	2	8	.200	1	2	.333
1958-59	5	7	.417	2	8	.200	3	0	1.000
1959-60	4	7	.364	1	10	.091	0	1	.000
1960-61	6	3	.667	5	10	.333	0	1	.000
1961-62	8	2	.800	3	6	.333	2	3	.400
1962-63	7	3	.700	4	8	.333	1	1	.500
1963-64	8	2	.800	3	9	.250	1	2	.333
1964-65	7	4	.636	3	8	.273	2	2	.500
1965-66	3	7	.300	3	11	.214	0	2	.000
1966-67	2	10	.167	1	11	.083	0	2	.000
1967-68	9	4	.692	5	7	.416	0	1	.000
1968-69	6	5	.546	5	8	.384	2	0	1.000
1969-70	10	3	.769	9	4	.692	3	3	.500
1970-71	7	4	.636	5	7	.417	2	1	.333
1971-72	8	4	.667	2	11	.154	0	1	.000

SEASON	HOME			ROAD			NEUTRAL		
	WON	LOST	PCT.	WON	LOST	PCT.	WON	LOST	PCT.
1972-73	8	4	.667	5	6	.454	1	0	1.000
1973-74	9	5	.643	3	9	.250	0	0	.000
1974-75	6	6	.500	3	10	.231	1	0	.000
1975-76	10	6	.625	2	8	.200	0	0	.000
1976-77	11	5	.688	4	7	.364	0	0	.000
1977-78	11	4	.730	7	5	.580	0	0	.000
1978-79	13	1	.929	8	3	.727	2	2	.500
1979-80	12	2	.857	9	3	.750	5	1	.833
1980-81	15	0	1.000	10	1	.909	6	4	.600
1981-82	9	5	.642	4	7	.363	1	2	.333
1982-83	11	4	.733	7	7	.500	1	2	.333
1983-84	12	2	.857	5	7	.416	1	2	.333
1984-85	13	2	.867	6	6	.500	0	2	.000
1985-86	13	3	.813	11	8	.579	2	1	.667
1986-87	10	6	.625	5	7	.417	9	2	.818
1987-88	12	4	.750	4	8	.333	0	2	.000
1988-89	12	5	.705	6	6	.500	2	1	.667
1989-90	17	2	.895	4	5	.444	2	2	.500
1990-91	15	1	.937	5	6	.454	0	3	.000
1991-92	13	4	.765	6	4	.600	2	2	.500
1992-93	15	2	.882	3	6	.333	4	3	.571
1993-94	10	6	.625	2	8	.200	0	1	.000
1994-95	9	7	.562	3	7	.300	0	1	.000
1995-96	11	7	.611	1	7	.125	0	3	.000
1996-97	9	6	.600	0	10	.000	1	4	.250
1997-98	8	8	.500	1	9	.100	0	1	.000
1998-99	12	4	.750	0	10	.100	0	1	.000
1999-00	15	1	.937	5	3	.625	8	2	.800
2000-01	9	7	.562	2	8	.200	2	1	.667
2001-02	12	5	.706	4	7	.364	3	3	.500
2002-03	16	2	.889	2	6	.250	3	3	.500
2003-04	12	3	.800	5	7	.417	1	1	.500
Totals	794-322	.711	378-548	.408	110-105	.512			

PETE MARAVICH ASSEMBLY CENTER WIN STREAKS

- 23**15 games 1980-81 season; First 8 games 1981-82 season
- 18**Last 8 games 1983-84 season; First 10 games 1984-85 season
- 16**Last 7 games 1989-90 season; First 11 games 1990-91 season
- 16**Last 4 games 1991-92 season; First 12 games 1992-93 season
- 14**Last game 1977-78 season; First 13 games 1978-79 season
- 14**Last 7 game 1999-00 season; First 7 games 2000-01 season
- 13**Last 6 games 1972-73 season; First 7 games 1973-74 season
- 13**Last 5 games 2002-03 season; First 8 games 2003-04 season
- 11**Last 2 games 1984-85 season; First 9 games 1985-86 season
- 11**Last game 2000-2001 season; First 10 games 2001-2002 season
- 11**First 11 games of the 2002-03 season.

Present Streak Entering 2004-05 season: One

OVERALL HOME WINNING STREAKS (ALL SITES)

- 42**Last 3 games 1915-16 season;
11 games 1916-17 season;
4 games 1917-18 season;
1 game 1918-19 season;
10 games 1991-20;
First 13 games 1920-21 season
- 29**Last 6 games 1932-33 season;
10 games 1933-34 season;
11 games 1934-35 season;
First 2 games 1935-36 season
- 25**Last game 1950-51 season;
11 games 1951-52 season;
10 games 1952-53 season;
First 3 games 1953-54 season
- 23**15 games 1980-81 season;
First 8 games 1981 season

Year-by-Year Scores

SIAA Era

Coach E. R. Wingard
1 season • 1909
5-2 (.714)

1909 RECORD: 5-2, 2-0

Date	Opponent	Results
1-30	Dixon Academy (A)	W, 35-20
2-6	Miss. State (H)	W, 18-12
2-8	Miss. State (H)	W, 14-10
2-18	Baton Rouge H. S. (H)	W, 36-14
2-26	YMCA (NO) (A)	L, 11-27
2-27	YMCA (NO) (A)	L, 16-37
3-6	Dixon Academy (H)	W, 21-12

Coach J. W. Mayhew
2 seasons • 1910-11
11-4 (.733)

1910 RECORD: 3-1, 2-0

Date	Opponent	Results
2-4	Ole Miss (H)	W 39-14
2-5	Ole Miss (H)	W 25-4
2-26	YMCA (NO) (A)	L 11-53
3-5	YMCA (NO) (H)	W 30-17

1911 RECORD: 8-3, 6-1

Date	Opponent	Results
1-26	Tulane (H)	W 47-7
1-27	Tulane (H)	W 26-15
2-7	Miss. State (A)	W 33-17
2-8	Miss. State (A)	W 42-12
2-9	Birmingham AC (A)	L 17-45
2-10	Bessemer AC (A)	L 17-37
2-11	Birmingham High (A)	W 23-21
2-11	Birmingham YMCA (A)	W 23-21
2-13	Texas (H)	W 39-10
2-17	Tulane (A)	W 27-25
2-18	Tulane (A)	L 13-15

Coach F. M. Long
2 seasons • 1912-1913
6-9 (.400)

1912 RECORD: 4-6, 2-3

Date	Opponent	Results
1-15	Ole Miss (H)	W 27-15
1-16	Ole Miss (H)	W 33-11
2-5	YMCA (NO) (A)	L 24-25
2-6	Miss. State (A)	L 16-22
2-7	Miss. State (A)	L 11-21
2-8	Birmingham AC (A)	L 7-54
2-9	Bessemer AC (A)	L 20-42
2-10	Auburn (A)	L 15-38
2-17	YMCA (NO) (H)	W 23-19
2-25	YMGC (NO) (H)	W 32-6

1913 RECORD: 2-3, 1-3

Date	Opponent	Results
2-8	YMGC (NO) (H)	W 39-11
2-14	Tulane (A)	L 13-15
2-15	Tulane (A)	L 20-26
2-28	Tulane (H)	L 15-16
3-1	Tulane (H)	W 13-12

Coach C. C. Stroud
6 seasons
1913-1918, 1919-1920
82-21 (.796)

1913-14 RECORD: 7-5, 0-4

Date	Opponent	Results
12-19	La. College (A)	W 17-15
12-22	Shreveport AC (A)	W 31-14
12-23	Shreveport AC (A)	W 25-20
1-9	SW Louisiana (H)	W 44-7
1-17	La. College (H)	W 27-24
1-21	Miss. College (H)	W 34-13
1-22	Miss. College (H)	W 29-19
2-13	Tulane (H)	L 14-26
2-14	Tulane (H)	L 7-10
2-19	St. Paul's (Covington)	L 15-35
2-27	Tulane (A)	L 12-25
2-28	Tulane (A)	L 6-13

1914-15 RECORD: 10-1, 3-1

Date	Opponent	Results
12-21	Centenary (A)	W 38-17
12-22	Shreveport AC (A)	W 21-20
1-14	SW Louisiana (H)	W 29-6
1-15	SW Louisiana (H)	W 39-16
2-6	YMCA (NO) (H)	W 55-18
2-12	Miss. State (H)	W 24-12
2-13	Miss. State (H)	L 14-15
2-19	Tulane (H)	W 28-17
2-20	Tulane (H)	W 39-19

	YMGC (NO) (H)	W 24-11
	La. College (H)	W 30-4

1915-16 RECORD: 14-10, 6-7

Date	Opponent	Results
Coach: Dr. C. C. Stroud		
	Jefferson Col. (H)	W 55-18
	YMCA (NO) (H)	W 42-26
	SW Louisiana (H)	W 44-14
	SW Louisiana (H)	W 69-13
	La. College (H)	W 14-11
	La. College (H)	W 20-19
	NW Louisiana (H)	W 24-23
	Alabama (H)	L 25-39
	Alabama (H)	L 25-44
	Miss. State (A)	W 31-21
	Miss. State (A)	L 17-23
	YMGC (NO) (H)	W 39-22
2-4	Tulane (H)	L 21-24
2-5	Tulane (H)	L 18-22
	Alabama (A)	W 25-18
	Birmingham AC (A)	L 30-39
	Auburn (A)	L 23-24
	Columbus AC (Ga.) (A)	L 21-42
	Atlanta AC (A)	L 16-64
	Ole Miss (H)	W 55-29
2-18	Tulane (A)	L 14-26
2-19	Tulane (A)	W 19-16
	Rice (H)	W 29-21
	Rice (H)	W 25-17

1916-17 RECORD: 20-2, 11-0

Date	Opponent	Results
Coach: Dr. C. C. Stroud		
	SW Louisiana (A)	W 33-20
	SW Louisiana (A)	L 13-21
	Shreveport AC (A)	W 19-17
	SW Louisiana (H)	W 50-13
	YMGC (H)	W 54-22
	Texas A&M (H)	W 24-15
	Texas A&M (H)	W 30-14
	Miss. State (H)	W 36-28
	Miss. State (H)	W 38-17
	Shreveport AC (H)	W 39-24
	Alabama (H)	W 34-7
2-9	Millsaps (H)	W 95-6
	Tulane (A)	W 37-20
2-10	Tulane (A)	W 27-18
	YMCA (Mobile) (A)	L 18-37
	Spring Hill (A)	W 34-24
	Auburn (A)	W 37-13
	Birmingham AC (A)	W 37-23
	Alabama (A)	W 38-9
	Millsaps (A)	W 57-11
2-23	Tulane (H)	W 46-27
2-24	Tulane (H)	W 26-20

1917-18 RECORD: 12-1, 3-0

Date	Opponent	Results
Coach: Dr. C. C. Stroud		
12-2	NW Louisiana (A)	W 38-25
12-3	Shreveport AC (A)	W 51-20
12-13	Jefferson Col. (H)	W 42-18
1-11	St. Charles (A)	W 61-17
1-11	SW Louisiana (A)	W 36-7
1-18	Auburn (H)	W 43-31
1-19	Auburn (H)	W 34-27
2-1	Navy Res. (NO) (H)	W 64-8
2-6	Miss. College (A)	W 41-24
2-6	Millsaps (A)	W 66-10
2-8	Birmingham AC (A)	L 23-33
2-8	Birmingham AC (A)	W 33-22
2-9	Alabama (A)	W 28-25

Coach R. E. Edmonds
1 season • 1919
1-0 (.000)

1919 RECORD: 1-0, 0-0

Date	Opponent	Results
2-1	Jefferson Col. (H)	W 66-18

Coach C. C. Stroud
6 seasons

1913-1918, 1919-1920
82-21 (.796)

1919-1920 RECORD: 19-2, 8-2

Date	Opponent	Results
Coach: Dr. C. C. Stroud		
12-30	Jefferson Col. (H)	W 46-15
12-31	Jefferson Col. (H)	W 57-24
1-3	YMGC (NO) (H)	W 47-19
1-10	St. Stanislaus (A)	W 47-21
	La. College (A)	W 35-20
1-24	Miss. State (H)	W 27-12
1-30	La. College (H)	W 63-19
1-31	La. College (H)	W 39-15
2-3	Spring Hill (H)	W 64-16
2-6	Tulane (A)	W 35-19
2-7	Tulane (A)	W 29-10
2-9	Alabama (A)	W 30-11
2-10	Birmingham AC (A)	W 28-19
2-11	Georgia (A)	L 15-32
2-12	Mercer (A)	W 33-22
2-13	Auburn (A)	L 21-33
2-14	YMCA (Mobile) (A)	W 26-22

2-14	Spring Hill (A)	W 38-9
2-23	Alabama (H)	W 44-19
2-27	Tulane (H)	W 37-12
2-28	Tulane (H)	W 37-12

SIC Era

Coach Branch Bocock

1 season • 1921
19-4 (.826)

1921 RECORD: 19-4, 5-2

Date	Opponent	Results
Coach: Branch Bocock		
1-8	SW Louisiana (H)	W 47-11
1-8	NW Louisiana (H)	W 29-25
1-10	Loyola (NO) (H)	W 74-12
1-15	YMCA (NO) (H)	W 42-26
1-25	Texas A&M (H)	W 30-28
1-26	Texas A&M (H)	W 31-30
1-29	Navy (Pensacola) (H)	W 54-12
1-30	Navy (Pensacola) (H)	W 51-41
2-1	Spring Hill (H)	W 31-17
2-2	Spring Hill (H)	W 29-24
2-4	Tulane (H)	W 42-27
2-5	Tulane (H)	W 52-24
2-11	SW Louisiana (H)	W 61-8
2-18	Ole Miss (H)	L 22-23
2-19	Ole Miss (H)	W 46-13
2-21	Texas A&M (A)	W 24-16
2-22	Texas A&M (A)	L 19-49
2-23	Baylor (A)	L 20-32
2-24	Baylor (A)	W 34-33
2-25	YMCA (Houston) (A)	W 49-19
2-26	Rice (A)	W 35-23
	Tulane (A)	L 29-31
	Tulane (A)	W 27-20

Coach Frank "Tad" Gormley

2 seasons • 1922-1923
25-11 (.694)

1922 RECORD: 15-1, 3-1

Date	Opponent	Results
Coach: Frank "Tad" Gormley		
1-10	SW Louisiana (H)	W 41-8
1-11	SW Louisiana (H)	W 29-17
1-13	La. College (H)	W 52-26
1-14	La. College (H)	W 50-22
1-20	NW Louisiana (H)	W 32-15
1-21	NW Louisiana (H)	W 40-3
1-27	Tulane (A)	W 18-15
1-28	Tulane (A)	W 26-18
2-1	Spring Hill (H)	W 27-26
2-2	Spring Hill (H)	W 16-15
2-10	YMCA (Houston) (A)	W 29-27
2-11	YMCA (Houston) (A)	W 28-22
2-15	Miss. College (H)	W 29-20
2-16	Miss. College (H)	W 26-18
2-20	Tulane (H)	L 23-39
2-21	Tulane (H)	W 34-19

1922-23 RECORD: 10-10, 0-6

Date	Opponent	Results
Coach: Frank "Tad" Gormley		
	La. College (H)	W 23-22
	La. College (H)	W 33-22
	Stanocolas (H)	L 17-35
	Miss. State (H)	L 25-36
	Miss. State (H)	L 20-35
	SW Louisiana (H)	W 25-22
	Miss. College (H)	W 27-17
	Miss. College (H)	W 19-14
	Spring Hill (H)	L 21-23
	Spring Hill (H)	W 36-20
	Millsaps (H)	W 32-10
	Millsaps (H)	W 34-23
2-9	Tulane (H)	L 24-33
2-10	Tulane (H)	L 18-28
2-16	Tulane (A)	L 23-40
2-17	Tulane (A)	L 11-34
	Stanocolas (H)	W 46-20
	Spring Hill (A)	L 24-26
	Spring Hill (A)	W 20-18

SIC Tournament - Atlanta, Ga.

	Vanderbilt (N)	L 10-36
--	----------------	---------

Coach "Moon" Ducote

1 season • 1924
8-12 (.400)

1924 RECORD: 8-12, 0-7

Date	Opponent	Results
Coach: "Moon" Ducote		
1-7	NW Louisiana (H)	L 18-26
1-8	NW Louisiana (H)	L 19-33
1-19	SW Louisiana (H)	L 12-15
1-21	SW Louisiana (H)	L 14-26
1-24	Loyola (NO)	W 27-20
1-25	Loyola (NO)	W 17-15
2-1	Spring Hill (H)	W 40-23
2-2	Spring Hill (H)	W 22-13
2-8	Tulane (H)	L 21-41
2-9	Tulane (H)	L 29-38

2-11	McGowan-Lyons (A)	L	22-28
2-12	Alabama (A)	L	8-44
2-13	Miss. State (A)	L	29-34
2-14	Miss. State (A)	L	34-54
2-15	Spring Hill (A)	W	29-25
2-16	Spring Hill (A)	W	32-16
2-22	Tulane (A)	L	13-39
2-23	Tulane (A)	L	26-30
2-25	Loyola (NO) (A)	W	34-28
2-26	Loyola (NO) (A)	W	37- 4

Coach H. E. "Gob" Wilson
1 season • 1925
10-7 (.588)

1925 RECORD: 10-7, 1-4

Coach: H. E. "Gob" Wilson

1- 9	SW Louisiana (H)	W	30-19
1-10	SW Louisiana (H)	W	22-17
1-14	La. College (A)	W	23-17
1-15	La. College (A)	L	20-27
1-16	NW Louisiana (A)	L	25-29
1-17	NW Louisiana (A)	W	35-24
1-21	Loyola (NO) (H)	W	30-13
1-22	Loyola (NO) (H)	W	32-18
1-28	La. College (H)	W	39-36
1-29	La. College (H)	W	32-31
2- 3	Miss. State (H)	W	24-17
2- 6	Tulane (A)	L	15-42
2- 7	Tulane (A)	L	15-43
2-20	Tulane (H)	L	24-35
2-21	Tulane (H)	L	23-26

SIC Tournament - Atlanta, Ga.

2-28	North Carolina (N)	L	21-35
3- 3	Loyola (NO) (A)	W	26-15

Coach Harry Rabenhorst
29 seasons
1926-42, 1945-57
340-264 (.563)

1926 RECORD: 9-9, 4-5

Coach: Harry Rabenhorst

1- 6	YMCA (BR) (H)	W	37-25
1- 8	SW Louisiana (A)	W	25-13
1- 9	SW Louisiana (A)	W	31-29
1-11	La. College (H)	W	39-28
1-12	La. College (H)	W	44-22
1-15	Ole Miss (H)	W	27-24
1-16	Ole Miss (H)	L	19-43
1-22	Vanderbilt (H)	W	24-23
1-25	Alabama (A)	L	15-26
1-26	Alabama (A)	W	28-22
1-27	St. Stanislaus (A)	L	19-38
1-28	St. Stanislaus (A)	L	21-27
2- 5	Tulane (H)	W	30-23
2- 6	Tulane (H)	L	23-24
2-12	NW Louisiana (H)	L	27-35
2-13	NW Louisiana (H)	L	21-23
2-19	Tulane (A)	L	29-32
2-20	Tulane (A)	L	13-22

1927 RECORD: 7-9, 3-5

Coach: Harry Rabenhorst

1- 8	Sewanee (H)	W	26-23
1-14	Ole Miss (H)	L	16-36
1-15	Ole Miss (H)	W	22-21
1-21	La. College (A)	L	19-35
1-22	La. College (A)	W	23-20
1-28	Loyola (NO) (H)	L	15-16
1-29	Loyola (NO) (H)	W	42-18
2- 4	Tulane (A)	L	20-27
2- 5	Tulane (A)	L	9-36
2-10	Georgia Tech (H)	W	29-27
2-11	Loyola (NO) (A)	L	26-41
2-12	Loyola (NO) (A)	L	19-27
2-18	Tulane (H)	L	20-25
2-19	Tulane (H)	L	20-23
2-21	SW Louisiana (H)	W	34-22
2-22	SW Louisiana (H)	W	29-12

1928 RECORD: 14-4, 7-3

Coach: Harry Rabenhorst

1- 6	SW Louisiana (H)	W	40-17
1- 7	SW Louisiana (H)	W	36-17
1-13	Ole Miss (H)	W	20-17
1-14	Ole Miss (H)	W	36-25
1-25	Ole Miss (A)	L	23-33
1-26	Ole Miss (A)	W	34-33
1-27	Miss. State (A)	L	26-46
1-28	Miss. State (A)	L	23-29
1-30	Louisiana Tech (H)	W	40-23
1-31	Louisiana Tech (H)	W	37-28
2- 3	Tulane (H)	W	47-13
2- 4	Tulane (H)	W	41-18
2-10	La. College (H)	W	47-17
2-11	La. College (H)	W	47-22
2-17	Tulane (A)	W	36-20
2-18	Tulane (A)	W	39-25

SIC Tournament - Atlanta, Ga.

North Carolina (N)	W	44-38
Ole Miss (N)	L	28-55

1929 RECORD: 8-13, 5-9

Coach: Harry Rabenhorst

1- 7	SW Louisiana (H)	W	23-17
1- 8	SW Louisiana (H)	W	29-22
1-11	Ole Miss (H)	L	21-42
1-12	Ole Miss (H)	L	17-34
1-14	La. College (A)	W	32-31
1-15	La. College (A)	L	43-44
1-18	Ole Miss (A)	L	24-28
1-19	Ole Miss (A)	L	25-30
	Auburn (A)	W	45-28
	Auburn (A)	W	65-28
	Alabama (A)	L	16-38
	Alabama (A)	L	28-37
2- 4	Miss. State (H)	L	16-26
2- 5	Miss. State (H)	W	39-29
2-11	SW Louisiana (A)	L	34-36
2-12	SW Louisiana (A)	L	23-25
2-15	Tulane (A)	L	37-40
2-16	Tulane (A)	W	28-21
2-22	Tulane (H)	W	37-35
2-23	Tulane (H)	L	32-33

SIC Tournament - Atlanta, Ga.

Washington & Lee (N)	L	22-32
----------------------	---	-------

1930 RECORD: 10-11, 6-7

Coach: Harry Rabenhorst

1- 3	La. College (A)	L	41-53
1- 4	La. College (A)	L	15-55
1- 9	Miss. College (A)	L	24-27
1-10	Ole Miss (A)	L	27-31
1-11	Ole Miss (A)	W	31-21
1-17	Ole Miss (H)	L	24-47
1-18	Ole Miss (H)	L	29-32
1-24	Louisiana Tech (A)	W	37-31
1-25	Louisiana Tech (A)	W	42-27
2- 1	Miss. State (Meridian)	W	32-24
2- 3	Alabama (A)	L	20-37
2- 4	Alabama (A)	L	22-28
2- 7	Auburn (H)	W	44-27
2- 8	Auburn (H)	W	49-45
2-10	Spring Hill (H)	W	53-17
2-11	Spring Hill (H)	W	52-14
2-14	Tulane (H)	W	35-30
2-15	Tulane (H)	W	24-15
2-21	Tulane (A)	L	25-27
2-22	Tulane (A)	L	27-30

SIC Tournament - Atlanta, Ga.

3- 3	Duke (N)	L	34-43
------	----------	---	-------

1931 RECORD: 7-8, 4-4

Coach: Harry Rabenhorst

1-10	New Orleans AC (H)	L	35-41
1-13	Miss. College (A)	W	46-34
1-15	Ole Miss (A)	W	26-24
1-16	Ole Miss (A)	L	29-30
1-22	Alabama (H)	L	26-40
1-23	Alabama (H)	L	28-37
1-30	SW Louisiana (H)	L	26-40
1-31	SW Louisiana (H)	L	29-34
2- 6	Southern Miss. (H)	W	46-35
2- 7	Southern Miss. (H)	W	47-31
2-13	Tulane (A)	L	23-38
2-14	Tulane (A)	W	39-31
2-20	Tulane (H)	W	49-30
2-21	Tulane (H)	W	48-27

SIC Tournament - Atlanta, Ga.

2-23	Maryland (N)	L	34-37
------	--------------	---	-------

1932 RECORD: 11-9, 8-8

Coach: Harry Rabenhorst

1- 8	SW Louisiana (H)	W	44-23
1- 9	SW Louisiana (H)	W	50-35
1-15	Ole Miss (A)	W	37-34
1-16	Ole Miss (A)	L	22-24
1-18	Miss. State (H)	L	28-29
1-19	Miss. State (H)	W	40-15
1-22	Alabama (A)	L	25-34
1-23	Alabama (A)	L	25-37
1-25	Miss. State (A)	W	30-26
1-26	Miss. State (A)	W	33-29
1-29	Ole Miss (H)	W	55-53
1-30	Ole Miss (H)	L	33-35
2- 8	Auburn (H)	L	34-48
2- 9	Auburn (H)	L	30-34
2-11	Tulane (H)	W	32-25
2-12	Tulane (H)	W	34-22
2-19	Tulane (A)	W	29-26
2-20	Tulane (A)	L	29-33

SIC Tournament - Atlanta, Ga.

2-26	Georgia Tech (A)	W	36-33
2-27	Auburn (N)	L	22-30

SEC Era

1933 RECORD: 15-8, 13-7

Coach: Harry Rabenhorst

1- 4	Alabama (H)	W	32-27
1- 5	Alabama (H)	L	36-40
1-11	Miss. State (A)	W	32-28
1-12	Miss. State (A)	W	49-26
1-13	Ole Miss (A)	L	37-40
1-14	Ole Miss (A)	L	32-34
1-17	Miss. State (H)	W	45-40
1-18	Miss. State (H)	W	37-33
1-20	Sewanee (A)	W	50-30
1-21	Sewanee (A)	W	57-45
1-23	Vanderbilt (A)	L	34-54
1-24	Vanderbilt (A)	L	26-52
1-25	Auburn (A)	W	26-25
1-26	Auburn (A)	L	24-25
2-10	Tulane (A)	L	31-44
2-11	Tulane (A)	W	46-28
2-13	Ole Miss (H)	W	53-33
2-14	Ole Miss (H)	W	50-33
2-17	Tulane (H)	W	50-38
2-18	Tulane (H)	W	51-37

SEC Tournament - Atlanta, Ga.

2-20	Auburn (N)	W	57-33
2-21	Tennessee (N)	W	55-43
2-22	Kentucky (N)	L	38-51

1934 RECORD: 13-4, 13-3

Coach: Harry Rabenhorst

1- 5	Sewanee (H)	W	80-20
1- 6	Sewanee (H)	W	60- 9
1- 9	Miss. State (A)	L	46-47
1-10	Miss. State (A)	W	48-23
1-12	Alabama (A)	L	33-36
1-13	Alabama (A)	L	29-37
1-19	Tulane (H)	W	29-25
1-20	Tulane (H)	W	48-26
2- 5	Auburn (H)	W	40-17
2- 6	Auburn (H)	W	38-16
2- 8	Miss. State (H)	W	54-39
2- 9	Miss. State (H)	W	61-30
2-12	Ole Miss (H)	W	52-33
2-13	Ole Miss (H)	W	49-39
2-16	Tulane (A)	W	43-22
2-17	Tulane (A)	W	36-21

SEC Tournament - Atlanta, Ga.

3- 3	Tennessee (N)	L	35-42
------	---------------	---	-------

National Champion

SEC Champion

1935 RECORD: 14-1, 12-0

Coach: Harry Rabenhorst

12-18	SW Louisiana (H)	W	54-30
1- 7	Alabama (H)	W	34-32
1- 8	Alabama (H)	L	41-39
1-19	Rice (A)	L	47-56
2- 4	Ole Miss (H)	W	47-32
2- 5	Ole Miss (H)	W	47-33
2- 8	Tulane (A)	W	34-16
2- 9	Tulane (A)	W	35-24
2-13	Miss. State (H)	W	67-32
2-14	Miss. State (H)	W	46-39
2-15	Vanderbilt (H)	W	56-41
2-16	Vanderbilt (H)	W	40-31
2-22	Tulane (H)	W	65-20
2-23	Tulane (H)	W	64-23

American Legion Bowl

National Championship

Atlantic City, New Jersey

4-13	Pittsburgh (N)	W	41-37
------	----------------	---	-------

1935-36 RECORD: 10-10, 9-6

Coach: Harry Rabenhorst

12-18	SW Louisiana (H)	W	43-28
12-23	Georgia (H)	W	46-34

Sugar Bowl Classic - New Orleans

1- 2	Pittsburgh (N-SBC)	L	47-52
1-10	Alabama (A)	L	25-37
1-11	Alabama (A)	L	34-43
1-13	Miss. State (A)	L	38-49
1-14	Miss. State (A)	W	32-30
1-23	Rice (H)	L	38-42
1-24	Rice (H)	L	30-38
1-31	Ole Miss (H)	W	54-37
2- 1	Ole Miss (H)	L	46-51
2- 7	Tulane (H)	W	52-27
2- 8	Tulane (H)	W	49-26
2-10	Miss. State (H)	W	43-37
2-11	Miss. State (H)	W	45-40
2-14	Ole Miss (A)	L	47-59
2-15	Ole Miss (A)	L	51-69
2-21	Tulane (A)	W	50-30
2-22	Tulane (A)	W	46-22

SEC Tournament - Knoxville, Tenn.

2-28	Alabama (N)	L	30-52
------	-------------	---	-------

Year-by-Year Scores

1936-37 RECORD: 13-7, 7-6

Coach: Harry Rabenhorst

12-16	SW Louisiana (H)	W	44-19
1-6	Alabama (H)	W	43-33
1-7	Alabama (H)	W	47-27
1-8	Rice (A)	W	32-29
1-9	Rice (A)	W	38-37
1-13	Ole Miss (A)	L	47-50
1-14	Ole Miss (A)	L	27-40
1-16	Miss. State (A)	L	36-53
1-20	Louisiana Tech (H)	W	54-24
1-21	Louisiana Tech (H)	W	35-34
2-1	Auburn (A)	L	24-37
2-2	Auburn (A)	W	54-34
2-5	Tulane (H)	W	42-31
2-6	Tulane (H)	W	46-42
2-12	Loyola (NO) (H)	W	46-31
2-15	Miss. State (H)	W	42-41
2-16	Miss. State (H)	L	38-39
2-19	Tulane (A)	W	37-31
2-20	Tulane (A)	L	32-52

SEC Tournament - Knoxville, Tenn.

2-26	Kentucky (N)	L	37-57
------	--------------	---	-------

1937-38 RECORD: 10-10, 7-6

Coach: Harry Rabenhorst

12-13	SW Louisiana (H)	W	31-26
12-16	S. California (H)	L	38-54
12-17	S. California (H)	L	26-50
1-7	Rice (H)	L	38-45
1-8	Rice (H)	W	58-38
1-14	Ole Miss (H)	L	48-59
1-15	Ole Miss (H)	L	44-47
1-31	Miss. State (H)	W	38-33
2-1	Miss. State (H)	W	31-22
2-4	Georgia Tech (H)	W	47-35
2-7	Alabama (A)	L	33-41
2-8	Alabama (A)	L	32-33
2-14	Miss. State (A)	W	66-44
2-15	Miss. State (A)	L	46-63
2-18	Tulane (A)	W	44-42
2-19	Tulane (A)	W	31-27
2-25	Tulane (H)	W	42-31
2-26	Tulane (H)	L	39-41

SEC Tournament - Baton Rouge

3-3	Auburn (H)	W	60-34
3-4	Ole Miss (H)	L	41-68

1938-39 RECORD: 13-7, 10-5

Coach: Harry Rabenhorst

12-14	Rice (A)	L	32-34
12-15	Rice (A)	W	30-27
1-6	Alabama (H)	W	33-29
1-7	Alabama (H)	L	30-39
1-9	Ole Miss (A)	W	42-41
1-10	Ole Miss (A)	W	42-34
1-30	Miss. State (A)	W	48-32
1-31	Miss. State (A)	L	29-31
2-3	Miss. State (H)	W	47-45
2-4	Miss. State (H)	W	54-33
2-9	Georgia Tech (A)	L	35-37
2-13	Ole Miss (H)	W	50-48
2-14	Ole Miss (H)	W	59-18
2-17	Tulane (H)	W	36-33
2-18	Tulane (H)	L	33-36
2-23	Tulane (A)	L	30-36
2-24	Tulane (A)	W	41-31

SEC Tournament - Knoxville, Tenn.

3-2	Sewanee (N)	W	55-35
3-2	Georgia (N)	W	50-28
3-3	Kentucky (N)	L	34-53

1939-40 RECORD: 10-8, 8-4

Coach: Harry Rabenhorst

12-18	Rice (H)	L	39-56
12-19	Rice (H)	L	51-61
1-5	Auburn (H)	W	50-39
1-6	Auburn (H)	L	26-42
1-12	Ole Miss (A)	W	51-47
1-13	Miss. State (A)	L	37-49
1-15	Alabama (A)	W	33-28
1-29	Miss. State (H)	W	55-42
2-2	Georgia Tech (H)	L	33-34
2-5	DePaul (A)	L	28-53
2-7	SW College (Tenn.) (N)	W	61-41
2-10	Ole Miss (H)	L	33-45
2-15	Tulane (A)	W	34-31
2-16	Tulane (A)	W	35-29
2-22	Tulane (H)	W	42-39
2-23	Tulane (H)	W	40-39

SEC Tournament - Knoxville, Tenn.

2-29	Tulane (N)	W	57-44
2-29	Alabama (N)	L	25-51

1940-41 RECORD: 9-9, 7-5

Coach: Harry Rabenhorst

12-10	SW Louisiana (H)	L	30-39
12-16	Bogalusa (H)	W	52-43
	Rice (A)	L	48-60
	Rice (A)	L	33-54
	Baytown (Humble) (A)	W	54-44
1-6	Alabama (H)	W	37-28
1-10	Ole Miss (H)	W	56-32
1-11	Miss. State (A)	L	26-35
1-13	Alabama (A)	L	32-36

2-5	Ole Miss (H)	W	67-39
2-8	Miss. State (H)	W	39-37
2-10	Georgia Tech (A)	W	43-41
2-11	Auburn (A)	L	49-50
2-14	Tulane (H)	L	44-55
2-15	Tulane (H)	L	35-39
2-20	Tulane (A)	W	59-44
2-21	Tulane (A)	W	40-37

SEC Tournament - Louisville, Ky.

2-27	Vanderbilt (N)	L	49-63
------	----------------	---	-------

1941-42 RECORD: 8-7, 8-3

Coach: Harry Rabenhorst

12-12	Rice (H)	L	42-54
12-13	Rice (H)	L	37-50
12-18	Texas A&M (H)	L	41-56
1-6	Ole Miss (A)	W	56-35
1-10	Miss. State (A)	L	41-43
1-12	Alabama (A)	L	28-40
1-17	Ole Miss (H)	L	42-51
1-24	Miss. State (H)	W	51-40
2-6	Georgia Tech (H)	W	54-41
2-12	Tulane (H)	W	51-46
2-13	Tulane (H)	W	50-49
2-17	Auburn (H)	W	63-49
2-19	Tulane (A)	W	48-44
2-20	Tulane (A)	W	31-21

SEC Tournament - Louisville, Ky.

2-27	Alabama (N) (ot)	L	31-45
------	------------------	---	-------

Coach Dale Morey

2 seasons • 1942-1944
28-19 (.596)

1942-43 RECORD: 18-4, 11-2

Coach: Dale Morey

	Harding Field (H)	W	92-42
	Rice (A)	L	26-56
	Rice (A)	W	62-60
	Orange Ind. (A)	W	49-23
	Ole Miss (H)	W	54-34
1-8	Miss. State (H)	L	40-48
	Alabama (A)	W	32-29
	Alabama (A)	W	36-32
	Ole Miss (A)	W	51-39
	Miss. State (A)	W	61-40
	Camp Livingston (H)	W	101-50
	Georgia (A)	W	54-39
	Georgia Navy (A)	W	50-34
	Georgia Tech (A)	L	44-45
	Auburn (A)	W	62-37
2-1	Tulane (A)	W	91-57
2-2	Tulane (A)	W	59-57
2-19	Tulane (H)	W	35-34
2-20	Tulane (H)	W	46-40

SEC Tournament - Louisville, Ky.

2-25	Auburn (N)	W	67-38
2-26	Alabama (N)	W	47-41
2-27	Tennessee (N)	L	38-52

1943-44 RECORD: 10-15, 0-4

Coach: Dale Morey

12-20	Harding Field (A)	W	54-29
1-8	Alexandria AB (H)	L	24-28
1-12	Camp Van Dorn (H)	W	51-15
1-14	Houma Navy (H)	W	43-31
1-19	Keesler Field (A)	L	38-56
1-20	Gulport Field (A)	L	40-44
1-21	Pensacola Navy (A)	L	30-69
1-22	Pensacola Navy (A)	L	37-60
1-26	Harding Field (H)	L	48-50
1-28	Barksdale AFB (H)	L	44-47
2-1	LSU ASTU (H)	W	37-25
2-3	Houma Navy (A)	W	36-27
2-5	Bergstrom Field (H)	W	53-46
2-8	Camp Van Dorn (A)	W	42-38
2-9	Tulane (H)	L	42-43
2-10	Tulane (H)	L	37-38
2-11	Alexandria AB (A)	W	42-29
2-12	Selman Field (A)	L	34-36
2-14	Barksdale AFB (A)	W	46-41
2-16	Tulane (A)	L	39-41
2-17	Tulane (A)	L	44-66
2-19	SW Louisiana (H)	L	40-62
2-21	SW Louisiana (H)	L	37-60
2-25	LSU ASTU (H)	W	65-45

SEC Tournament - Louisville, Ky.

3-3	Kentucky (A)	L	28-55
-----	--------------	---	-------

Coach Jesse Fetherree, A. L. Swanson

1 season • 1944-45
Fatherree 11-7 (.611)
Swanson 4-2 (.667)

1944-45 RECORD: 15-9, 3-3

Coaches: Jesse Fetherree, A. L. Swanson

1-5	Alexandria AB (A)	L	31-55
1-5	Alexandria AB (H)	L	54-63
1-6	SW Louisiana (H)	W	44-42
1-8	Keesler Field (A)	L	53-60
1-9	Gulport Navy (A)	L	41-73
1-13	Camp Palk (H)	W	56-44
1-15	Miss. State (A)	L	39-47
1-16	Jackson AFB (A)	W	50-32

1-17	Louisiana Tech (A)	W	43-38
1-20	DuPont-Ethyl (H)	W	82-52
1-24	SW Louisiana (A)	W	59-44
1-29	Miss. State (H)	W	62-27
2-1	Tulane (A)	L	43-45
2-2	Tulane (A)	L	32-44
2-5	Keesler Field (H)	W	60-57
2-7	Louisiana Tech (H)	W	83-56
2-9	Tulane (H)	W	50-44
2-10	Tulane (H)	W	61-55
2-14	Hammond Air Base (A)	W	66-36
2-17	Algiers Navy (H)	W	84-69
2-20	Gulport Navy (H)	L	62-84
2-23	NW Louisiana (N-S'port)	W	44-40
2-24	NW Louisiana (A)	W	70-34

SEC Tournament - Louisville, Ky.

	Kentucky (A)	L	37-63
--	--------------	---	-------

Coach Harry Rabenhorst

29 seasons • 1926-42, 1945-57
340-264 (.563)

1945-46 RECORD: 18-3, 8-0

Coach: Harry Rabenhorst

12-12	Texas A&M (H)	W	51-50
12-17	Keesler Field (A)	L	58-69
12-18	Keesler Field (A)	W	78-61
12-19	Pensacola Navy (A)	W	66-58
1-4	Selman Field (H)	W	63-50
1-9	Keesler Field (H)	W	56-39
1-11	Miss. State (A)	W	54-30
1-12	Ole Miss (A)	W	53-23
1-14	Alabama (A)	W	48-26
2-1	Navy (NO) (H)	W	58-47
2-4	Ole Miss (H)	W	60-35
2-8	Miss. State (H)	W	73-31
2-11	Louisiana Tech (H)	W	58-43
2-13	Corpus Christi (H)	L	46-51
2-16	Alabama (H)	W	44-30
2-21	Tulane (H)	W	54-45
2-23	Tulane (A)	W	52-36

SEC Tournament - Louisville, Ky.

2-28	Tulane (N)	W	74-29
3-1	Ole Miss (N)	W	69-34
3-2	Georgia (N)	W	60-41
3-2	Kentucky (A)	L	36-59

1946-47 RECORD: 17-4, 8-2

Coach: Harry Rabenhorst

12-4	Keesler Field (H)	W	81-48
12-14	Baylor (H)	W	61-34

At Madison Square Garden

12-19	St. Francis (N-MSG)	W	62-57
12-21	Canisius (A)	L	50-59

Sugar Bowl Classic - New Orleans

12-30	Tulane (A-SBC)	W	54-51
1-4	Rice (H)	W	60-35
1-10	Ole Miss (A)	W	54-43
1-11	Miss. State (A)	W	61-57
1-13	Alabama (A)	L	38-45
1-17	Tulane (A)	L	38-40
1-20	Loyola (NO) (A)	W	44-43
1-29	Vanderbilt (Memphis)	W	62-52
2-3	Ole Miss (H)	W	63-43
2-7	Alabama (H)	W	54-43
2-14	Miss. State (H)	W	64-49
2-15	Auburn (H)	W	74-53
2-21	Tulane (H)	W	55-40
2-24	Loyola (NO) (H)	W	61-47

SEC Tournament - Louisville, Ky.

2-27	Ole Miss (N)	W	61-36
2-28	Florida (N)	W	60-45
2-28	Tulane (N)	L	50-63

1947-48 RECORD: 8-18, 8-8

Coach: Harry Rabenhorst

12-4	Spring Hill (H)	W	72-43
12-8	Rice (A)	L	55-58
12-9	Texas (N-Houston)	L	31-50
12-13	Canisius (A)	L	44-59

At Madison Square Garden

12-15	Long Island (A-MSG)	L	47-67
-------	---------------------	---	-------

Fort Worth Collegiate

12-29	Texas A&M (N-FWC)	L	44-45
12-30	Hardin-Simm. (N-FWC)	W	62-46
12-31	TCU (A-FWC)	W	52-46

1-5	Florida (H)	L	36-38
1-9	Rice (H)	W	43-40
1-10	Georgia Tech (H)	L	40-52
	Tulane (H)	L	42-54
1-17	Vanderbilt (H)	W	56-54
1-19	Loyola (NO) (A)	L	42-49
1-24	Auburn (A)	L	48-51
1-26	Georgia Tech (A)	W	54-46
1-27	Alabama (A)	L	43-49
1-31	Miss. State (A)	L	49-53
	Ole Miss (A)	L	37-49
2-13	Miss. State (H)	W	65-40
2-16	Loyola (NO) (H)	L	45-46
2-20	Tulane (A)	L	41-50
2-23	Ole Miss (H)	W	52-50
	Tennessee (H)	L	48-56
3-1	Alabama (H)	L	32-37

SEC Tournament - Louisville, Ky.

	Kentucky (A)	L	47-63
--	--------------	---	-------

1948-49 RECORD: 15-10, 7-6

Coach: Harry Rabenhorst				
Date	Opponent	LSU Rank	Opp Rank	Results
11-28	Keesler Field (H)	NR	NR	W, 85-33
12-3	Texas (H)	NR	NR	L, 45-60
12-4	Rice (N)	NR	NR	L, 39-51
12-10	Keesler Field (A)	NR	NR	W, 95-42
12-11	Florida (A)	NR	NR	W, 52-50
12-13	Spring Hill (A)	NR	NR	W, 49-48
12-17	Texas A&M (H)	NR	NR	W, 58-55
12-21	Louisville (A)	NR	NR	L, 44-79
1-3	Loyola (NO) (A)	NR	NR	W, 56-52
1-8	Georgia Tech (H)	NR	NR	W, 65-59
1-10	Miss. State (H)	NR	NR	W, 64-40
1-14	Tulane (A)	NR	#8	L, 51-71
1-20	Alabama (H)	NR	NR	W, 51-44
1-29	Miss. State (A)	NR	NR	L, 42-48
1-31	Ole Miss (A)	NR	NR	W, 58-48
2-5	Alabama (A)	NR	NR	L, 45-56
2-7	Georgia Tech (A)	NR	NR	W, 72-63
2-12	Ole Miss (H)	NR	NR	W, 49-38
2-14	Loyola (NO) (H)	NR	NR	W, 63-41
2-19	Vanderbilt (A)	NR	NR	L, 51-61
2-21	Tennessee (A)	NR	NR	L, 72-81
2-25	Tulane (H)	NR	#6	L, 45-72

SEC Tournament - Louisville, Ky.

3-4	Georgia Tech (N)	NR	NR	W, 55-53
3-4	Vanderbilt (N)	NR	NR	W, 60-56
3-5	Tulane (N)	NR	#7	L, 63-72

1949-50 RECORD: 13-12, 5-8

Coach: Harry Rabenhorst				
Date	Opponents	LSU Rank	Opp Rank	Results
11-25	Keesler Field (H)	NR	NR	W, 62-46
11-29	Pensacola Navy (H)	NR	NR	W, 69-48
12-3	St. Joseph's (Pa.) (A)NR	NR	NR	L, 59-61

At Madison Square Garden

12-6	St. John's (A-MSG)	NR	NR	L, 49-80
12-9	Arkansas (H)	NR	NR	W, 62-46
12-10	Rice (N-Lake Charles)NR	NR	NR	W, 49-44
12-17	Florida (H)	NR	NR	W, 73-49
12-19	Ole Miss (H)	NR	NR	W, 74-61
12-22	Louisville (A)	NR	NR	L, 65-75
1-4	Loyola (NO) (H)	NR	NR	W, 62-56
1-6	Georgia Tech (H)	NR	NR	W, 63-52
1-9	Loyola (NO) (A)	NR	NR	W, 51-47
1-13	Tulane (H)	NR	NR	L, 70-75
1-20	Alabama (H)	NR	NR	L, 52-60
1-28	Ole Miss (A)	NR	NR	L, 65-75
1-30	Miss. State (A)	NR	NR	L, 41-48
2-4	Auburn (A)	NR	NR	L, 66-70
2-6	Georgia Tech (A)	NR	NR	L, 58-85
2-13	Auburn (H)	NR	NR	W, 76-61
2-17	Miss. State (H)	NR	NR	W, 68-58
2-24	Tulane (A)	NR	NR	L, 71-77
	Tennessee (H)	NR	NR	L, 65-67

SEC Tournament - Louisville, Ky.

3-2	Florida (N)	NR	NR	W, 66-57
3-3	Auburn (N)	NR	NR	W, 73-45
3-4	Tennessee (N) (ot)	NR	NR	L, 79-81

1950-51 RECORD: 10-14, 7-8

Coach: Harry Rabenhorst				
Date	Opponent	LSU Rank	Opp Rank	Results
12-6	Keesler Field (H)	NR	NR	W, 72-41
12-9	Florida (A)	NR	NR	W, 77-59
12-11	Miami (Fla.) (A)	NR	NR	L, 62-68
12-15	Miss. State (A)	NR	NR	L, 69-94
12-16	Ole Miss (A)	NR	NR	L, 67-72

San Antonio Invitational

12-22	Texas (N-SAI)	NR	NR	L, 55-68
12-23	Alabama (N-SAI)	NR	NR	W, 64-58
12-26	Santa Clara (A)	NR	NR	W, 59-52
12-28	S. California (A)	NR	NR	L, 76-78
12-30	UCLA (A)	NR	NR	L, 66-95
1-5	Georgia Tech (H)	NR	NR	W, 68-49
1-6	Miss. State (H)	NR	NR	W, 76-61
1-15	Tennessee (H)	NR	NR	W, 68-61
1-20	Vanderbilt (H)	NR	NR	L, 61-69
1-31	Kentucky (H)	NR	#1	L, 59-81
2-3	Alabama (A)	NR	NR	L, 69-94
2-5	Auburn (A)	NR	NR	W, 75-74
2-6	Georgia (A)	NR	NR	L, 65-68
2-10	Tulane (A)	NR	NR	L, 54-69
2-15	Arkansas (A-Little Rock)NR	NR	NR	L, 50-64
2-17	Ole Miss (H)	NR	NR	L, 48-69
2-23	Tulane (H)	NR	NR	W, 51-46

SEC Tournament - Louisville, Ky.

3-2	Ole Miss (N)	NR	NR	W, 62-57
3-3	Vanderbilt (N)	NR	NR	L, 63-75

1951-52 RECORD: 17-7, 9-6

Coach: Harry Rabenhorst				
Date	Opponent	LSU Rank	Opp Rank	Results
11-27	Keesler Field (H)	NR	NR	W, 78-50
12-3	Rice (A)	NR	NR	W, 68-60
12-5	Birmingham So. (H)	NR	NR	W, 77-40
12-8	Alabama (H)	NR	NR	W, 68-61
12-12	Miss. State (A)	NR	NR	L, 54-59
12-13	Ole Miss (A)	NR	NR	W, 81-69
12-17	Texas (H)	NR	NR	W, 59-55
1-2	Loyola (NO) (H)	NR	NR	W, 77-60
1-5	Kentucky (A)	NR	#4	L, 47-57

1-7	Vanderbilt (A)	NR	NR	L, 47-58
1-14	Miss. State (H)	NR	NR	W, 103-78
1-18	Georgia (H)	NR	NR	W, 98-60
1-26	Tulane (A)	NR	NR	L, 67-71
1-30	Ole Miss (A)	NR	NR	L, 65-68
2-2	Tennessee (A)	NR	NR	L, 68-82
2-4	Georgia Tech (A)	NR	NR	W, 73-51
2-9	Tulane (H)	NR	NR	W, 78-66
2-16	Auburn (H)	NR	NR	W, 70-64
2-18	Ole Miss (H)	NR	NR	W, 78-67
2-23	Florida (H)	NR	NR	W, 65-57

SEC Tournament - Louisville, Ky.

2-28	Miss. State (N)	NR	NR	W, 77-44
	Ole Miss (N)	NR	NR	W, 75-60
	Florida (N)	NR	NR	W, 77-69
	Kentucky (A)	NR	#1	L, 43-44

SEC Champions

NCAA Final Four

1952-53 RECORD: 22-3, 13-0

Coach: Harry Rabenhorst				
Date	Opponent	LSU Rank	Opp Rank	Results
12-5	Birmingham So. (H)	NR	NR	W, 98-38
12-6	Pensacola Navy (H)*	NR	NR	W, 107-59
12-8	SW College (Tenn.) (H)NR	NR	NR	W, 124-33
	Miami (Fla.) (H)	NR	NR	W, 86-58
12-17	Alabama (A)	#10	NR	W, 58-45
12-22	Tulsa (A)	#10	#15	L, 58-84

Sugar Bowl Classic - New Orleans

12-29	Villanova (N-SBC)	#8	NR	W, 100-94
12-30	Saint Louis (N-SBC)	#17	NR	W, 70-67
1-5	Vanderbilt (H)	#17	NR	W, 74-61
1-10	Miss. State (A)	#11	NR	W, 75-55
1-12	Ole Miss (A)	#11	NR	W, 67-66
1-16	Loyola (NO) (A)	#14	NR	W, 58-52
1-19	Georgia (A)	#14	NR	W, 55-50
1-26	Tulsa (H)	#14	#11	W, 55-51
1-31	Tennessee (H)	#11	NR	W, 95-59
2-7	Tulane (H)	#10	NR	W, 48-31
2-10	Florida (A)	#8	NR	W, 68-56
2-14	Auburn (A)	#8	NR	W, 65-57
2-16	Pensacola Navy (A)*	#6	NR	W, 71-60
2-21	Georgia Tech (H)	#6	NR	W, 76-52
2-23	Ole Miss (H)	#6	NR	W, 63-48
2-27	Miss. State (H)	#6	NR	W, 82-47
3-6	Tulane (A)	#5	NR	W, 53-52

NCAA Tournament - Raleigh, N. C.

3-13	Lebanon Valley (N)	#7	NR	W, 89-76
3-14	Holy Cross (N)	#7	NR	W, 81-73

NCAA Final Four - Kansas City

3-17	Indiana (N)	#7	#1	L, 67-80
3-18	Washington (N)	#7	#4	L, 69-88

SEC Champions

1953-54 RECORD: 20-5, 14-0

Coach: Harry Rabenhorst				
Date	Opponent	LSU Rank	Opp Rank	Results
12-5	Pensacola Navy (H)*	NR	NR	W, 109-68
12-7	La. College (H)	NR	NR	W, 128-74
12-12	Kansas (H)	#10	#5	W, 68-63
12-15	Texas A&M (H)	#5	NR	W, 77-56
12-19	Wisconsin (H)	#5	NR	L, 66-82
12-21	Northwestern (H)	#5	NR	W, 79-51

Sugar Bowl Classic - New Orleans

12-28	Fordham (N-SBC)	#14	#7	W, 65-49
12-29	Holy Cross (N-SBC)	#18	#12	L, 56-66
1-5	Loyola (NO) (H)	NR	NR	W, 69-65
1-8	Georgia (H)	NR	NR	W, 97-62
1-9	Georgia (H)	NR	NR	W, 100-53
1-11	Florida (H)	NR	NR	W, 91-59
1-16	Tennessee (A)	#16	NR	W, 75-62
1-30	Miss. State (H)	#14	NR	W, 65-54
2-1	Ole Miss (H)	#14	NR	W, 53-52
2-6	Tulane (H)	#17	NR	W, 66-47
2-13	Georgia Tech (A)	#17	NR	W, 89-54
2-15	Vanderbilt (A)	#17	NR	W, 82-69
2-20	Auburn (H)	#13	NR	W, 77-59
2-22	Alabama (H)	#13	NR	W, 79-61
2-27	Miss. State (A)	#12	NR	W, 61-57
3-1	Ole Miss (A)	#12	NR	W, 76-53
3-6	Tulane (A)	#7	NR	W, 63-52

SEC Playoff - Nashville, Tenn.

3-9	Kentucky (N)	#8	#1	L, 56-63
-----	--------------	----	----	----------

NCAA Tournament - Iowa City, Iowa

3-12	Penn State (N)	#8	NR	L, 70-78
3-13	Indiana (N)	#8	#2	L, 62-73

1954-55 RECORD: 6-18, 3-11

Coach: Harry Rabenhorst				
Date	Opponent	LSU Rank	Opp Rank	Results
12-1	La. College (H)	NR	NR	W, 80-63
12-4	Kentucky (A)	NR	NR	L, 58-74
12-6	Kansas (A)	NR	NR	L, 58-83
12-11	Rice (H)	NR	NR	L, 72-79
12-13	Texas A&M (H)	NR	NR	W, 73-61
12-18	Wisconsin (A)	NR	NR	L, 68-107
12-20	Northwestern (A)	NR	NR	L, 66-83
1-3	North Carolina (H)	NR	NR	W, 84-77
1-8	Georgia (A) (ot)	NR	NR	L, 70-76
1-10	Florida (A)	NR	NR	L, 73-78
1-15	Tennessee (H)	NR	NR	L, 68-76
1-17	Kentucky (H)	NR	#1	L, 62-64
1-20	Texas A&M (A)	NR	NR	L, 47-58
1-29	Miss. State (A)	NR	NR	W, 67-63
1-31	Ole Miss (A)	NR	NR	L, 69-89
2-5	Tulane (H)	NR	NR	L, 57-81
2-7	Loyola (NO) (A)	NR	NR	L, 68-75
2-12	Georgia Tech (H) (ot)	NR	NR	L, 72-79
2-14	Vanderbilt (H)	NR	#20	W, 66-59
2-19	Auburn (A)	NR	NR	L, 71-75
2-21	Alabama (A)	NR	NR	L, 51-71
2-26	Miss. State (H)	NR	NR	L, 80-84
2-28	Ole Miss (H)	NR	NR	W, 68-65
3-4	Tulane (A)	NR	NR	L, 53-82

1955-56 RECORD: 7-17, 5-9

Coach: Harry Rabenhorst				
Date	Opponent	LSU Rank	Opp Rank	Results
12-1	La. College (H)	NR	NR	L, 79-84
12-3	Kentucky (H)	NR	NR	L, 52-62
12-5	SW College (Tenn.) (H)NR	NR	NR	W, 72-59
12-10	Texas A&M (A)	NR	NR	L, 59-73
12-12	Rice (A)	NR	NR	L, 60-85
12-17	Loyola (NO) (H)	NR	NR	L, 65-71

Gator Bowl Tournament - Jacksonville, Fla.

12-28	Clemson (N-GBT)	NR	NR	L, 95-100
12-29	Georgia (N-GBT)	NR	NR	W, 91-86
1-3	North Carolina (A)	NR	#5	L, 69-95
1-5	Saint Louis (H)	NR	NR	L, 79-110
1-7	Georgia (H)	NR	NR	W, 96-77
	Florida (H)	NR	NR	W, 91-90
1-14	Kentucky (A)	NR	#5	L, 65-107
1-16	Tennessee (A)	NR	NR	L, 82-91
1-30	Tulane (H)	NR	NR	W, 87-66
2-4	Miss. State (H)	NR	NR	L, 78-87
2-6	Ole Miss (H)	NR	NR	W, 100-76
2-11	Vanderbilt (A)	NR	#4	L, 68-107
2-13	Georgia Tech (A)	NR	NR	L, 74-97
	Auburn (H)	NR		

Year-by-Year Scores

Coach Jay McCreary
8 seasons • 1957-1965
82-115 (.416)

1957-58 RECORD: 7-18, 3-11

Date	Opponent	LSU Rank	Opp Rank	Results
12-3	St. Mary's (Texas) (H)	NR	NR	W, 68-61
	La. College (H)	NR	NR	W, 66-62
	Rice (A)	NR	#16	L, 56-81
	Miami (Fla.) (H)	NR	NR	L, 65-73
12-16	Texas Tech (H)	NR	NR	L, 72-79
	Florida St. (H)	NR	NR	W, 67-65

Carousel Invitational - Charlotte, N. C.

12-19	Lafayette (N-CI)	NR	NR	W, 80-72
12-20	Alabama (N-CI)	NR	NR	L, 50-60
12-21	Tennessee (N-CI)	NR	NR	L, 62-63
12-23	Loyola (NO) (A)	NR	NR	L, 62-94
	Georgia (H)	NR	NR	L, 56-59
	Florida (H)	NR	NR	L, 57-81
	Kentucky (A)	NR	#9	L, 52-97
	Tennessee (A)	NR	#13	L, 53-75
1-17	Tulane (A)	NR	NR	W, 69-63
	Loyola (NO) (H)	NR	NR	L, 70-82
	Miss. State (H)	NR	#14	L, 54-71
	Ole Miss (H)	NR	NR	L, 63-76
	Vanderbilt (A)	NR	NR	L, 60-78
	Georgia Tech (A)	NR	NR	L, 61-88
2-28	Tulane (A)	NR	NR	W, 67-63
	Auburn (H)	NR	#16	L, 58-76
	Alabama (H)	NR	NR	W, 58-49
	Miss. State (A)	NR	#15	L, 72-95
	Ole Miss (A)	NR	NR	L, 78-85

1958-59 RECORD: 10-15, 2-12

Date	Opponent	LSU Rank	Opp Rank	Results
12-4	Birmingham So. (H)	NR	NR	W, 79-72
12-9	Arkansas (N-S'port)	NR	NR	W, 67-58
12-11	La. College (H)	NR	NR	W, 59-53
12-13	Rice (H)	NR	NR	L, 56-64
12-15	Texas (H)	NR	NR	W, 52-47
12-17	Loyola (NO) (H)	NR	NR	W, 78-68
12-19	Texas Tech (A)	NR	NR	L, 60-73
12-27	Florida St. (A)	NR	NR	L, 67-82
Gator Bowl Tournament - Jacksonville, Fla.				
12-29	Georgia (N-GBT)	NR	NR	W, 63-60
12-30	Ole Miss (N-GBT)	NR	NR	W, 69-55
1-3	Georgia (A)	NR	NR	W, 79-66
1-5	Florida (A)	NR	NR	L, 63-69
1-10	Kentucky (H)	NR	#1	L, 61-76
1-12	Tennessee (H)	NR	#17	L, 58-65
1-16	Tulane (H)	NR	NR	L, 59-69
1-27	Loyola (NO) (A)	NR	NR	W, 70-68
1-31	Miss. State (A)	NR	#11	L, 71-78
2-2	Ole Miss (A)	NR	NR	L, 69-80
2-7	Vanderbilt (H)	NR	NR	L, 57-72
2-9	Georgia Tech (H)	NR	NR	L, 63-64
2-14	Auburn (A)	NR	#4	L, 67-115
2-16	Alabama (A)	NR	NR	L, 84-89
2-21	Miss. State (H)	NR	#5	L, 67-75
2-23	Ole Miss (H)	NR	NR	W, 99-93
2-27	Tulane (A)	NR	NR	L, 65-77

1959-60 RECORD: 5-18, 3-11

Date	Opponent	LSU Rank	Opp Rank	Results
12-1	Florida State (H)	NR	NR	W, 89-78
12-4	La. College (H)	NR	NR	W, 73-68
12-10	Loyola (NO) (H) (ot)	NR	NR	L, 65-66
12-12	Rice (A)	NR	NR	L, 57-71
12-14	Texas (A)	NR	NR	L, 67-84
12-18	Texas Tech (H)	NR	NR	L, 65-72
Gator Bowl Tournament - Jacksonville, Fla.				
12-29	Georgia (N-GBT)	NR	NR	L, 67-79
12-30	Jacksonville (A-GBT)	NR	NR	L, 63-72
1-2	Florida (H)	NR	NR	L, 63-73
1-4	Georgia (H)	NR	NR	W, 81-77
1-9	Kentucky (A)	NR	NR	L, 45-77
1-11	Tennessee (A)	NR	NR	L, 79-103
1-27	Loyola (NO) (A)	NR	NR	L, 64-74
1-30	Miss. State (H)	NR	NR	L, 60-71
2-1	Ole Miss (H)	NR	NR	L, 61-76
2-6	Vanderbilt (A)	NR	NR	L, 68-80
2-8	Georgia Tech (A)	NR	#6	L, 56-76
2-13	Auburn (H)	NR	#17	L, 61-63
2-15	Alabama (H)	NR	NR	W, 66-53
2-20	Miss. State (A)	NR	NR	W, 69-64
2-22	Ole Miss (A)	NR	NR	L, 70-90
2-25	Tulane (H)	NR	NR	L, 58-72
3-2	Tulane (A)	NR	NR	L, 54-64

1960-61 RECORD: 11-14, 6-8

Date	Opponent	LSU Rank	Opp Rank	Results
	Loyola (NO) (H)	NR	NR	W, 73-59
	Duke (A) (ot)	NR	#8	L, 74-80
	North Carolina (A)	NR	#5	L, 61-77
	Rice (A)	NR	NR	L, 50-67
	Texas (A)	NR	NR	W, 62-59
	Texas Tech (A) (ot)	NR	NR	W, 73-69
	TCU (A)	NR	NR	W, 68-62
	Louisville (H)	NR	#5	L, 53-72
Poinsettia Classic - Greenville, S.C.				
	Furman (A-PC) (3 ot)	NR	NR	L, 55-56
	BYU (N-PC)	NR	NR	L, 57-67
	Florida (A)	NR	NR	L, 75-79
	Georgia (A)	NR	NR	L, 66-80
	Kentucky (H)	NR	NR	W, 73-59
	Tennessee (H)	NR	NR	W, 72-60
	Loyola (NO) (A)	NR	NR	W, 51-49
1-28	Tulane (H)	NR	NR	W, 86-66
	Miss. State (A)	NR	NR	L, 61-77
	Ole Miss (A)	NR	NR	W, 75-69
	Georgia Tech (H)	NR	NR	W, 63-50
	Vanderbilt (H)	NR	NR	W, 65-61
2-18	Auburn (A)	NR	NR	L, 65-69
2-20	Alabama (A)	NR	NR	L, 60-68
2-25	Miss. State (H)	NR	NR	L, 54-56
2-27	Ole Miss (H)	NR	NR	L, 46-48
3-2	Tulane (A)	NR	NR	L, 65-68

1961-62 RECORD: 13-11, 7-7

Date	Opponent	LSU Rank	Opp Rank	Results
11-26	Loyola (NO) (H)	NR	NR	W, 57-48
12-2	TCU (H)	NR	NR	W, 83-58
12-9	Rice (A)	NR	NR	L, 67-79
12-11	Texas (A)	NR	NR	W, 77-75
Birmingham (Ala.) Classic				
12-15	Auburn (N-BC)	NR	NR	L, 50-67
12-16	Alabama (N-BC)	NR	NR	W, 72-63
12-21	Arkansas (N-S'port) (ot)	NR	NR	L, 81-84
Sugar Bowl Classic - New Orleans				
12-29	Louisville (N-SBC)	NR	NR	W, 84-70
12-30	Miss. State (N-SBC)	NR	NR	L, 51-73
1-6	Florida (H)	NR	NR	W, 74-57
1-8	Georgia (H)	NR	NR	W, 76-57
1-12	Kentucky (A)	NR	#3	L, 63-84
1-13	Tennessee (A)	NR	NR	W, 73-61
1-16	Peru Olympic (H)*	NR	NR	W, 81-49
2-1	Loyola (NO) (A)	NR	NR	W, 77-61
2-3	Miss. State (H)	NR	#10	L, 66-87
2-5	Ole Miss (H)	NR	NR	W, 70-59
2-10	Georgia Tech (A)	NR	NR	W, 52-51
2-12	Vanderbilt (A)	NR	NR	L, 67-70
2-17	Auburn (H)	NR	NR	L, 50-55
2-19	Alabama (H)	NR	NR	W, 69-60
2-22	Tulane (H)	NR	NR	W, 70-53
2-24	Miss. State (A)	NR	#5	L, 48-58
2-26	Ole Miss (A)	NR	NR	L, 68-74
3-9	Tulane (A)	NR	NR	L, 69-84

1962-63 RECORD: 12-12, 5-9

Date	Opponent	LSU Rank	Opp Rank	Results
12-3	Loyola (NO) (H)	NR	NR	W, 79-66
12-8	Rice (H)	NR	NR	W, 90-82
12-10	Texas (H)	NR	NR	W, 75-66
12-13	SMU (A)	NR	NR	L, 68-83
12-19	Arkansas (A-Little Rock)	NR	NR	W, 72-70
12-21	Texas A&M (A)	NR	NR	L, 61-67
12-22	Houston (A)	NR	NR	W, 74-73
Hurricane Classic - Miami, Fla.				
12-27	Pittsburgh (N-HC)	NR	NR	L, 73-96
12-28	Cornell (N-HC)	NR	NR	W, 55-48
1-5	Florida (A)	NR	NR	W, 72-63
1-7	Georgia (A) (ot)	NR	NR	L, 67-76
1-11	Kentucky (H)	NR	NR	L, 56-63
1-12	Tennessee (H) (ot)	NR	NR	W, 61-60
1-30	Loyola (NO) (A)	NR	NR	W, 72-69
2-2	Miss. State (A)	NR	NR	L, 66-73
2-4	Ole Miss (A)	NR	NR	L, 48-60
2-8	Vanderbilt (H)	NR	NR	W, 63-56
2-9	Georgia Tech (H)	NR	#6	W, 56-54
2-12	Tulane (H)	NR	NR	L, 57-59
2-16	Auburn (A)	NR	NR	L, 57-82
2-18	Alabama (A)	NR	NR	L, 71-75
2-23	Miss. State (H)	NR	#8	L, 64-99
2-25	Ole Miss (H)	NR	NR	W, 80-61
3-1	Tulane (A)	NR	NR	L, 65-77

1963-64 RECORD: 12-13, 8-6

Date	Opponent	LSU Rank	Opp Rank	Results
12-2	Loyola (NO) (H)	NR	NR	W, 80-67
12-5	SMU (H)	NR	NR	W, 66-62
12-7	Rice (A)	NR	NR	L, 72-87
12-9	Texas (A)	NR	NR	L, 65-70
12-14	North Carolina (H)	NR	NR	L, 71-76
VPI Tournament - Blacksburg, Va.				
12-20	Va. Tech (A-VPIIT)	NR	NR	L, 64-72
12-21	Maryland (N-VPIIT)	NR	NR	L, 65-75
Far West Classic - Portland, Ore.				
12-26	Oregon St. (A-FWC)	NR	#9	L, 57-87

12-28	Iowa (N-FWC)	NR	NR	W, 92-81
12-30	Seattle (N-FWC)	NR	NR	L, 84-92
1-4	Georgia (H)	NR	NR	W, 81-63
1-6	Florida (H)	NR	NR	W, 87-65
1-10	Kentucky (A)	NR	#2	L, 84-103
1-11	Tennessee (A)	NR	NR	L, 58-62
1-15	Tulane (H)	NR	NR	W, 83-74
1-29	Loyola (NO) (A)	NR	NR	W, 73-62
1-31	Miss. State (H)	NR	NR	W, 87-71
2-1	Ole Miss (H)	NR	NR	W, 77-67
2-7	Georgia Tech (A)	NR	NR	L, 49-51
2-8	Vanderbilt (A)	NR	#8	L, 64-66
2-15	Auburn (H)	NR	NR	W, 86-66
2-17	Alabama (H)	NR	NR	L, 70-72
2-21	Miss. State (A)	NR	NR	W, 63-60
2-22	Ole Miss (A)	NR	NR	W, 86-80
2-28	Tulane (A)	NR	NR	L, 68-80

1964-65 RECORD: 12-14, 7-9

Date	Opponent	LSU Rank	Opp Rank	Results
12-1	Loyola (NO) (H)	NR	NR	W, 88-78
12-5	Baylor (H)	NR	NR	L, 72-84
12-7	Texas (H)	NR	NR	W, 83-75
12-12	SMU (A)	NR	NR	L, 75-98
Evansville (Ind.) Tournament				
12-18	Denver (N-ET)	NR	NR	W, 88-82
12-19	Evansville (A-ET)	NR	NR	L, 73-93
All-College Tournament - Oklahoma City				
12-28	Xavier (Ohio) (N-ACT)	NR	NR	L, 87-93
12-29	Rice (N-ACT)	NR	NR	W, 79-63
12-30	Creighton (N-ACT)	NR	NR	L, 79-93
1-2	Georgia (H)	NR	NR	W, 70-69
1-4	Florida (A)	NR	NR	L, 62-102
1-9	Kentucky (H)	NR	NR	L, 66-79
1-11	Tennessee (H)	NR	NR	L, 54-58
1-13	Tulane (H)	NR	NR	W, 79-67
1-30	Miss. State (A)	NR	NR	L, 74-76
2-1	Ole Miss (A)	NR	NR	W, 58-56
2-6	Alabama (H)	NR	NR	W, 67-64
2-8	Vanderbilt (H)	NR	#9	L, 85-96
2-10	Loyola (NO) (A)	NR	NR	W, 89-76
2-13	Auburn (A)	NR	NR	L, 60-101
	Alabama (A)	NR	NR	L, 78-90
2-20	Miss. State (H)	NR	NR	W, 94-76
2-22	Ole Miss (H)	NR	NR	

1-3	Auburn (A)	NR	NR	L, 59-70
1-7	Florida (H)	NR	NR	L, 70-87
1-9	Georgia (H)	NR	NR	W, 87-85
1-12	Tulane (A)	NR	NR	L, 89-99
1-14	Alabama (A) (ot)	NR	NR	L, 74-76
1-28	Kentucky (A)	NR	NR	L, 72-102
1-30	Vanderbilt (A)	NR	#9	L, 77-79
2-4	Kentucky (A)	NR	NR	L, 84-105
2-6	Tennessee (H)	NR	NR	L, 59-76
2-8	Auburn (H)	NR	NR	L, 63-80
2-11	Florida (A)	NR	NR	L, 71-95
2-13	Georgia (A)	NR	NR	L, 65-78
2-18	Alabama (H)	NR	NR	L, 77-86
2-20	Miss. State (H)	NR	NR	L, 64-66
2-25	Ole Miss (H)	NR	NR	L, 77-89
3-4	Tennessee (A)	NR	NR	L, 60-87
3-6	Vanderbilt (A)	NR	#8	L, 66-75

1967-68 RECORD: 14-12, 8-10

Coach: Press Maravich

Date	Opponent	LSU Rank	Opp Rank	Results
12-2	Tampa (H)	NR	NR	W, 97-81
12-4	Texas (A)	NR	NR	W, 87-74
12-9	Loyola (NO) (H)	NR	NR	W, 90-56

Milwaukee Classic

12-15	Wisconsin (A-MC)	NR	NR	L, 94-96
12-16	Florida State (N-MC)	NR	NR	L, 100-130
12-19	Ole Miss (H)	NR	NR	W, 81-68
12-22	Miss. State (H)	NR	NR	W, 111-87
12-30	Alabama (H)	NR	NR	W, 81-70
1-3	Auburn (H)	NR	NR	W, 76-72
1-6	Florida (A)	NR	NR	L, 90-97
1-8	Georgia (A)	NR	NR	W, 79-76
1-11	Tulane (A)	NR	NR	W, 100-91
1-24	Clemson (H)	NR	NR	W, 104-81
1-27	Kentucky (H)	NR	#9	L, 95-121
1-29	Vanderbilt (H)	NR	#7	L, 91-99
2-3	Kentucky (A)	NR	#10	L, 96-109
2-5	Tennessee (H)	NR	#6	L, 67-87
2-7	Auburn (A)	NR	NR	L, 69-74
2-10	Florida (H) (ot)	NR	NR	W, 93-92
2-12	Georgia (H)	NR	NR	L, 73-78
2-17	Alabama (A)	NR	NR	W, 99-89
2-19	Miss. State (A)	NR	NR	W, 94-83
2-21	Tulane (H)	NR	NR	W, 99-92
2-24	Ole Miss (A)	NR	NR	L, 85-87
3-2	Tennessee (A)	NR	NR	L, 71-74
3-4	Vanderbilt (A)	NR	NR	L, 86-115

1968-69 RECORD: 13-13, 7-11

Coach: Press Maravich

Date	Opponent	LSU Rank	Opp Rank	Results
12-2	Loyola (NO) (A)	NR	NR	W, 109-82
12-7	Clemson (A)	NR	NR	W, 86-85
12-14	Tulane (H) (2 ot)	NR	NR	L, 99-101
12-18	Florida (H) (ot)	NR	NR	W, 93-89
12-21	Georgia (H)	NR	NR	W, 98-89

All-College Tournament - Oklahoma City

12-26	Wyoming (N-ACT)	NR	NR	W, 84-78
12-28	Oklahoma City (A-ACT)NR	NR	NR	W, 101-85
12-30	Duquesne (N-ACT)	NR	NR	W, 94-91
1-4	Alabama (A)	NR	NR	L, 82-85
1-9	Vanderbilt (A)	NR	NR	L, 92-94
1-11	Auburn (A)	NR	NR	L, 71-90
1-25	Kentucky (H)	NR	#5	L, 96-108
1-27	Tennessee (H)	NR	NR	L, 68-81
1-31	Pittsburgh (H)	NR	NR	W, 120-79
2-1	Ole Miss (H) (ot)	NR	NR	L, 81-84
2-3	Miss. State (H)	NR	NR	W, 95-71
2-8	Alabama (H)	NR	NR	W, 81-75
2-10	Tulane (A)	NR	NR	L, 94-110
2-12	Florida (A)	NR	NR	L, 79-95
2-15	Auburn (H)	NR	NR	W, 93-81
2-17	Vanderbilt (H)	NR	NR	L, 83-85
2-22	Kentucky (A)	NR	#6	L, 89-103
2-24	Tennessee (A)	NR	#17	L, 63-87
3-1	Ole Miss (A)	NR	NR	L, 76-78
3-3	Miss. State (A)	NR	NR	W, 99-89
3-8	Georgia (A) (2 ot)	NR	NR	W, 90-80

NIT Final Four

1969-70 RECORD: 22-10, 13-5

Coach: Press Maravich

Date	Opponent	LSU Rank	Opp Rank	Results
12-1	Athletes in Action (H)*	NR	NR	W, 71-68
12-4	Oregon State (H)	NR	NR	W, 94-72
12-9	Loyola (NO) (H)	NR	NR	W, 100-87
12-11	Vanderbilt (H)	NR	NR	W, 109-86
12-13	Tulane (A)	NR	NR	W, 97-91
12-18	S. California (H)	#15	#13	L, 98-101
12-20	Clemson (A)	#15	NR	W, 111-103
12-22	Oregon State (A)	#15	NR	W, 76-68
12-23	UCLA (A)	NR	#2	L, 84-133
Rainbow Classic - Honolulu, Hawaii				
12-27	SUB PAC (A-RC)*	NR	NR	W, 88-80
12-29	St. John's (N-RC)	NR	NR	W, 80-70
12-30	Yale (N-RC)	NR	NR	L, 94-97
1-3	Alabama (H)	NR	NR	W, 90-83
1-10	Auburn (H)	NR	NR	L, 70-79
1-24	Kentucky (A)	NR	#2	L, 96-109
1-26	Tennessee (H)	NR	NR	W, 71-59

1-31	Ole Miss (H)	NR	NR	W, 109-86
2-2	Miss. State (H)	NR	NR	W, 109-91
2-4	Florida (A)	NR	NR	W, 97-75
2-7	Alabama (A)	NR	NR	L, 104-106
2-9	Tulane (H)	NR	NR	W, 127-114
2-11	Florida (H)	NR	NR	W, 94-85
2-14	Vanderbilt (A)	NR	NR	W, 99-89
2-16	Auburn (A)	NR	NR	W, 70-64
2-18	Georgia (H)	NR	NR	W, 88-86
2-21	Kentucky (H)	NR	#2	L, 105-121
2-23	Tennessee (A)	NR	NR	L, 87-88
2-28	Ole Miss (A)	NR	NR	W, 103-90
3-2	Miss. State (A)	NR	NR	W, 97-87
3-7	Georgia (A)	NR	NR	W, 99-88

NIT - New York City

3-15	Georgetown (N)	NR	NR	W, 83-82
3-17	Oklahoma (N)	NR	NR	W, 97-94
3-19	Marquette (N)	NR	#8	L, 79-101
3-21	Army (N)	NR	NR	L, 68-75

1970-71 RECORD: 14-12, 10-8

Coach: Press Maravich

Date	Opponent	LSU Rank	Opp Rank	Results
12-1	Loyola (A)	NR	NR	W, 109-103
12-16	Tulane (H)	NR	NR	W, 94-79
12-18	Florida (H)	NR	NR	W, 87-77
12-21	Georgia (H)	NR	NR	W, 97-76

All-College Tournament - Oklahoma City

12-26	DePaul (N-ACT)	NR	NR	W, 91-72
12-28	Montana St. (N-ACT)	NR	NR	W, 89-77
12-30	Utah State (N-ACT)	NR	#19	L, 81-97
1-2	S. California (A) (ot)	NR	#4	L, 76-80
1-4	Alabama (A)	NR	NR	L, 87-101
1-7	Baylor (H)	NR	NR	L, 83-90
1-9	Auburn (A)	NR	NR	W, 106-92
1-23	Kentucky (H)	NR	#12	L, 79-82
1-25	Tennessee (H)	NR	#8	W, 80-70
1-30	Ole Miss (H)	NR	NR	L, 100-113
2-1	Miss. State (H)	NR	NR	W, 90-71
2-3	Tulane (A)	NR	NR	L, 86-93
2-6	Alabama (H)	NR	NR	W, 107-78
2-10	Florida (A)	NR	NR	W, 86-74
2-13	Vanderbilt (H)	NR	NR	L, 75-81
2-15	Auburn (H)	NR	NR	W, 114-94
2-20	Kentucky (A)	NR	#12	L, 73-110
2-22	Tennessee (A)	NR	NR	L, 67-88
2-27	Ole Miss (A)	NR	NR	L, 54-62
3-1	Miss. State (A)	NR	NR	L, 70-78
3-4	Vanderbilt (A)	NR	NR	W, 87-85
3-6	Georgia (A)	NR	NR	W, 69-66

1971-72 RECORD: 10-16, 6-12

Coach: Press Maravich

Date	Opponent	LSU Rank	Opp Rank	Results
12-6	Baylor (A)	NR	NR	L, 77-81
12-20	Georgia (A)	NR	NR	L, 95-115
12-22	Florida (A)	NR	NR	L, 81-92

Astro-Bluebonnet - Houston, Texas

12-27	Houston (A-ABC)	NR	NR	L, 66-100
12-28	Texas A&M (N-ABC)	NR	NR	L, 68-73
1-3	Vanderbilt (H)	NR	NR	L, 73-80
1-6	Georgetown (H)	NR	NR	W, 90-71
1-8	Loyola (NO) (H)	NR	NR	W, 103-85
1-10	Alabama (H)	NR	NR	L, 80-101
1-12	Memphis State (A)	NR	NR	L, 65-82
1-15	Auburn (H)	NR	NR	L, 73-77
1-17	Tulane (H)	NR	NR	W, 76-58
1-22	Georgia (H)	NR	NR	W, 69-68
1-24	Florida (H)	NR	NR	W, 84-73
1-29	Kentucky (A)	NR	NR	L, 71-89
1-31	Tennessee (A)	NR	NR	W, 63-62
2-5	Ole Miss (H)	NR	NR	W, 67-66
2-7	Miss. State (H)	NR	NR	W, 62-60
2-9	Tulane (A)	NR	NR	W, 75-71
2-12	Alabama (A) (4 ot)	NR	NR	L, 99-103
2-14	Auburn (A)	NR	NR	L, 77-85
2-19	Vanderbilt (A)	NR	NR	L, 83-104
2-26	Kentucky (H)	NR	#18	W, 88-71
2-28	Tennessee (H)	NR	NR	L, 66-78
3-2	Miss. State (A)	NR	NR	L, 71-89
3-4	Ole Miss (A)	NR	NR	L, 78-101

Coach Dale Brown

25 seasons • 1972-1997
448-301 (.598)

1972-73 RECORD: 14-10, 9-9

Coach: Dale Brown

Date	Opponent	LSU Rank	Opp Rank	Results
11-27	U of Americas (Mex)*	NR	NR	L, 83-87
11-28	U of Americas (Mex)*	NR	NR	W, 69-57
12-5	Memphis State (H)	NR	#11	W, 94-81
12-16	Georgia (H)	NR	NR	L, 62-66
12-22	Florida (H)	NR	NR	W, 67-54
Big Blue Classic - Logan, Utah				
12-29	Utah State (A-BBC)	NR	NR	L, 83-104
12-20	Weber State (N-BBC)	NR	NR	W, 82-80
1-2	Vanderbilt (H)	NR	#11	L, 66-71
1-6	Alabama (A)	NR	#14	L, 66-77
1-13	Auburn (A)	NR	NR	W, 79-60
1-20	Georgia (A)	NR	NR	W, 56-55
1-22	Florida (A)	NR	NR	L, 70-73
1-27	Kentucky (H)	NR	NR	L, 71-86

1-29	Tennessee (H)	NR	NR	L, 71-73
2-3	Ole Miss (A)	NR	NR	L, 59-84
2-5	Miss. State (A)	NR	NR	W, 84-78
2-8	Tulane (A)	NR	NR	W, 92-83
2-10	Alabama (H)	NR	#6	W, 72-70
2-12	Auburn (H)	NR	NR	W, 76-74
2-14	Tulane (H)	NR	NR	W, 73-63
2-17	Vanderbilt (A)	NR	#18	L, 72-82
2-19	S. Mississippi (H)	NR	NR	W, 107-79
2-24	Kentucky (A)	NR	NR	L, 76-94
2-26	Tennessee (A)	NR	NR	W, 78-74
3-1	Miss. State (H)	NR	NR	W, 94-82
3-3	Ole Miss (H)	NR	NR	W, 70-69

1973-74 RECORD: 12-14, 6-12

Coach: Dale Brown

Date	Opponent	LSU Rank	Opp Rank	Results
11-16	Australian Olympic (H)*	NR	NR	W, 69-63
12-1	Washington St. (A)	NR	NR	L, 78-80
12-3	Nevada-Reno (A)	NR	NR	L, 86-97
12-8	Pacific (H)	NR	NR	W, 91-77
12-19	Tulane (A)	NR	NR	W, 67-60
12-20	Samford (H)	NR	NR	W, 73-60
12-22	Iona (H)	NR	NR	W, 105-78
12-27	Tulane (H)	NR	NR	W, 76-44
12-30	Boston U. (H)	NR	NR	W, 102-64
1-5	Kentucky (H)	NR	NR	W, 95-84
1-7	Florida (A)	NR	NR	L, 68-72
1-12	Vanderbilt (H)	NR	#6	W, 84-81
1-14	Miss. State (A)	NR	NR	L, 75-89
1-19	Alabama (H) (ot)	NR	#10	L, 79-80
1-21	Georgia (H)	NR	NR	W, 90-83
1-26	Auburn (A)	NR	NR	W, 87-76
1-28	Tennessee (H)	NR	NR	L, 52-57
2-2	Ole Miss (A)	NR	NR	L, 63-77
2-4	Kentucky (A)	NR	NR	L, 70-73
2-9	Florida (H)	NR	NR	W, 102-81
2-11	Vanderbilt (A)	NR	#5	L, 88-91
2-16	Miss. State (H)	NR	NR	L, 84-87
2-18	Alabama (A)	NR	#10	L, 87-99
2-23	Georgia (A)	NR	NR	W, 84-79
2-25	Auburn (H)	NR	NR	L, 89-96
3-2	Tennessee (A)	NR	NR	L, 80-100
3-4	Ole Miss (H)	NR	NR	L, 74-82

1974-75 RECORD: 10-16, 6-12

Coach: Dale Brown

Date	Opponent	LSU Rank	Opp Rank	Results
11-16	Czechoslovakia (H)*	NR	NR	W, 88-78
11-29	S. California (A)	NR	#10	L, 87-100
11-30	Stanford (A)	NR	NR	L, 80-92

Year-by-Year Scores

2-28	Vanderbilt (H)	NR	NR	W, 89-75
3-1	Kentucky (H)	NR	NR	L, 70-85
3-6	Auburn (A)	NR	NR	L, 80-90
3-8	Florida (A)	NR	NR	L, 81-94

1976-77 RECORD: 15-12, 8-10

Coach: Dale Brown				
Date	Opponent	LSU Rank	Opp Rank	Results
11-19	Athletes in Action (H)*			L, 53-76
11-26	Tulane (H)	NR	NR	W, 94-85
12-4	S. California (H)	NR	NR	W, 87-76
12-6	Samford (H)	NR	NR	W, 100-89
12-8	Niagara (H)	NR	NR	W, 82-68
12-17	Oklahoma City (H)	NR	NR	W, 89-77
12-20	Pacific (A)	NR	NR	L, 76-89
12-22	California (A)	NR	NR	W, 69-67
12-27	Montana St. (H)	NR	NR	W, 101-80
12-28	Villanova (H)	NR	NR	L, 68-76
1-3	Ole Miss (H)	NR	NR	W, 75-68
1-8	Alabama (A)	NR	#4	L, 77-80
1-12	Miss. State (A)	NR	NR	L, 77-80
1-15	Tennessee (H)	NR	NR	L, 102-108
1-17	Georgia (H)	NR	NR	W, 97-77
1-22	Kentucky (A)	NR	#6	L, 72-87
1-24	Vanderbilt (A)	NR	#20	L, 67-78
1-29	Auburn (H)	NR	NR	W, 77-73
1-31	Florida (H)	NR	NR	L, 68-83
2-5	Alabama (H) (ot)	NR	#8	L, 70-77
2-7	Miss. State (H)	NR	NR	W, 71-66
2-12	Tennessee (A)	NR	#11	L, 64-91
2-14	Georgia (A)	NR	NR	W, 75-69
2-19	Kentucky (H)	NR	#2	L, 76-90
2-21	Vanderbilt (H)	NR	NR	W, 95-74
2-26	Auburn (A)	NR	NR	W, 86-76
2-28	Florida (A)	NR	NR	W, 79-74
3-5	Ole Miss (A)	NR	NR	L, 68-90

1977-78 RECORD: 18-9, 12-6

Coach: Dale Brown				
Date	Opponent	LSU Rank	Opp Rank	Results
11-15	Soviet Union (H)* (2 ot)			W, 99-96
11-28	New Orleans (H)	NR	NR	L, 69-73
11-30	Washington (H)	NR	NR	W, 83-58
12-3	Oral Roberts (A)	NR	NR	W, 68-60
12-5	Texas (A)	NR	NR	L, 66-82
12-7	Tulane (H)	NR	NR	W, 120-88
12-18	Tulane (A)	NR	NR	W, 83-74
12-21	DePaul (H)	NR	NR	W, 68-67
12-22	Rice (H)	NR	NR	W, 97-68
12-29	Arkansas (H)	NR	#3	L, 62-67
1-2	Miss. State (A) (ot)	NR	NR	L, 82-84
1-4	Alabama (A)	NR	NR	L, 67-70
1-7	Georgia (H)	NR	NR	W, 96-78
1-9	Tennessee (H)	NR	NR	W, 121-87
1-14	Kentucky (A)	NR	#1	L, 76-96
1-16	Vanderbilt (A)	NR	NR	W, 77-55
1-21	Florida (H)	NR	NR	L, 70-74
1-23	Auburn (H)	NR	NR	W, 90-79
1-28	Ole Miss (A)	NR	NR	W, 74-61
2-4	Georgia (A)	NR	NR	W, 89-68
2-6	Tennessee (A)	NR	NR	W, 101-86
2-11	Kentucky (H) (ot)	NR	#1	W, 95-94
2-13	Vanderbilt (H)	NR	NR	W, 80-73
2-18	Florida (A)	NR	NR	L, 72-73
2-20	Auburn (A) (ot)	NR	NR	W, 101-95
2-25	Ole Miss (H)	NR	NR	W, 94-75
3-4	Miss. State (H)	NR	NR	L, 67-68
3-6	Alabama (H)	NR	NR	W, 103-85

SEC Champions

1978-79 RECORD: 23-6, 14-4

Coach: Dale Brown				
Date	Opponent	LSU Rank	Opp Rank	Results
11-3	Australia (H)*			W, 90-65
11-24	St. Francis (H)	#14	NR	W, 112-81
11-27	UNO (A)	#14	NR	W, 64-42
12-1	Oral Roberts (H)	#11	NR	W, 91-75
12-4	Tulane (H)	#11	NR	W, 109-85
12-9	Tulane (A)	#12	NR	W, 98-88
12-18	Montana St. (H)	#11	NR	W, 99-89
At Madison Square Garden				
12-21	Army (N-MSG)	#10	NR	W, 83-77
12-29	Colgate (H)	#7	NR	W, 100-73
1-3	Georgia (H)	#7	NR	W, 97-75
1-6	Kentucky (A)	#7	#9	W, 93-89
1-8	Vanderbilt (A)	#7	NR	L, 87-88
1-10	Alabama (A)	#5	NR	L, 76-90
1-13	Florida (H)	#5	NR	W, 80-72
1-15	Auburn (H)	#5	NR	W, 94-82
1-20	Ole Miss (A) (ot)	#9	NR	W, 70-69
1-24	Tennessee (H)	#9	NR	W, 77-75
1-27	Georgia (A)	#9	NR	L, 88-93
1-29	Tennessee (A)	#9	NR	W, 84-78
2-3	Kentucky (H)	#9	NR	W, 70-61
2-5	Vanderbilt (H)	#9	#16	W, 92-71
2-8	Miss. State (A)	#8	NR	W, 52-48
2-10	Florida (A) (ot)	#8	NR	W, 88-82
2-12	Auburn (A)	#8	NR	W, 78-68
2-17	Ole Miss (H)	#6	NR	W, 67-62
2-22	Alabama (H)	#5	NR	W, 86-66

2-24	Miss. State (H)	#5	NR	L, 57-65
SEC Tournament - Birmingham, Ala.				
3-2	Kentucky (N)	#8	NR	L, 67-80
NCAA Tournament - Bloomington, Ind.				
3-10	Appalachian St. (N)	#9	NR	W, 71-57
NCAA Tournament - Indianapolis, Ind.				
3-16	Michigan St. (N)	#7	#3	L, 71-87

SEC Tournament Champions

1979-80 RECORD: 26-6, 14-4

Coach: Dale Brown				
Date	Opponent	LSU Rank	Opp Rank	Results
11-13	Yugoslavia (H)*			W, 82-79
12-1	Florida (H)	#7	NR	W, 112-81
12-3	UNO (H)	#7	NR	W, 104-78
12-5	Tulane (A)	#6	NR	W, 80-79
12-15	Maine (H)	#6	NR	W, 103-81
12-20	Arkansas (A-Little Rock)#7	#20	NR	W, 56-55
12-22	Tulane (H)	#7	NR	W, 95-85
12-28	Boston U. (H)	#5	NR	W, 92-72
12-29	Delaware (H)	#5	NR	W, 92-64
1-2	Vanderbilt (A)	#4	NR	L, 66-77
1-5	Miss. State (H)	#4	NR	W, 80-58
1-7	Alabama (H)	#4	NR	L, 56-57
1-12	Georgia (A)	#6	NR	L, 72-73
1-16	Auburn (H)	#14	NR	W, 93-82
1-19	Tennessee (A)	#14	NR	W, 75-74
1-20	DePaul (A)	#14	#1	L, 75-78
1-23	Ole Miss (H)	#11	NR	W, 72-66
1-26	Florida (A)	#11	NR	W, 66-58
1-28	Kentucky (A)	#11	#5	W, 65-60
1-30	Vanderbilt (H)	#10	#16	W, 83-81
2-2	Miss. State (A)	#10	NR	W, 75-63
2-6	Alabama (A) (ot)	#7	#16	W, 68-66
2-9	Georgia (H)	#7	NR	W, 96-77
2-13	Auburn (A)	#6	NR	W, 50-44
2-16	Tennessee (H)	#6	NR	W, 73-66
2-21	Ole Miss (A)	#5	NR	W, 77-74
2-24	Kentucky (H) (ot)	#5	#3	L, 74-76

SEC Tournament - Birmingham, Ala.

2-28	Florida (N)	#5	NR	W, 95-82
2-29	Alabama (N)	#5	NR	W, 73-66
3-1	Kentucky (N)	#5	#2	W, 80-78
NCAA Tournament - Denton, Texas				
3-9	Alcorn State (N)	#3	NR	W, 98-88
NCAA Regional - Houston, Texas				
3-14	Missouri (N)	#3	NR	W, 68-63
3-16	Louisville (N)	#3	#3	L, 66-86

SEC Champions

NCAA Final Four

1980-81 RECORD: 31-5, 17-1

Coach: Dale Brown				
Date	Opponent	LSU Rank	Opp Rank	Results
11-13	Airliners (H)*			W, 91-87
Great Alaskan Shootout				
11-28	Colgate (N-GAS)	#12	NR	W, 79-61
11-29	Arkansas (N-GAS)	#12	#20	L, 76-86
11-30	Georgetown (N-GAS)	#12	#16	W, 76-67
12-6	Tulane (H)	#15	NR	W, 119-81
12-13	Nevada-Las Vegas(H)#11	#11	NR	W, 87-73
12-18	UNO (A)	#10	NR	W, 96-66
12-20	Tulane (A)	#10	NR	W, 86-72
12-22	Xavier (H)	#10	NR	W, 78-62
12-29	UNC-Wilmington (H)	#10	NR	W, 100-68
12-30	St. Francis (H)	#10	NR	W, 91-65
1-3	Florida (A)	#10	NR	W, 92-66
1-7	Vanderbilt (H)	#9	NR	W, 77-61
1-10	Miss. State (A)	#9	NR	W, 81-69
1-14	Alabama (A)	#6	NR	W, 59-56
1-17	Georgia (H)	#6	NR	W, 78-65
1-19	Kentucky (H)	#6	#3	W, 81-67
1-21	Auburn (A)	#5	NR	W, 74-64
1-24	Tennessee (H)	#5	#8	W, 80-63
1-28	Ole Miss (A)	#4	NR	W, 63-59
1-31	Florida (H)	#4	NR	W, 92-75
2-4	Vanderbilt (A)	#4	NR	W, 86-81
2-7	Miss. State (H)	#4	NR	W, 94-89
2-11	Alabama (H)	#4	NR	W, 70-57
2-14	Georgia (A)	#4	NR	W, 64-62
2-18	Auburn (H)	#4	NR	W, 58-47
2-21	Tennessee (A)	#4	#8	W, 66-65
2-22	Texas A&M (H)	#4	NR	W, 67-57
2-25	Ole Miss (H)	#2	NR	W, 74-67
3-1	Kentucky (A)	#2	#9	L, 71-73
SEC Tournament - Birmingham, Ala.				
3-5	Florida (N)	#3	NR	W, 85-73
3-6	Georgia (N)	#3	NR	L, 60-68
NCAA Tournament - Austin, Texas				
3-14	Lamar (N)	#4	NR	W, 100-78
NCAA Regional - New Orleans, La.				
3-20	Arkansas (N)	#4	#20	W, 72-56
3-22	Wichita State (N)	#4	NR	W, 96-85
NCAA Final Four - Philadelphia, Pa.				
3-28	Indiana (N)	#4	#9	L, 49-67
3-30	Virginia (N)	#4	#5	L, 74-78

1981-82 RECORD: 14-14, 11-7

Coach: Dale Brown				
Date	Opponent	LSU Rank	Opp Rank	Results
11-19	Airliners (H)*			W, 76-71
11-28	Nevada-Las Vegas (A)#17	NR	NR	L, 79-83
12-7	Texas A&M (A)	NR	NR	L, 63-68
12-9	St. Peter's (H)	NR	NR	W, 71-55
12-21	Texas-El Paso (H)	NR	NR	W, 71-59
12-23	UCLA (H-New Orleans)NR	#15		L, 76-83
Sugar Bowl Classic - New Orleans				
12-28	Wake Forest (N-SBC)NR	NR	NR	W, 70-64
12-29	Houston (N-SBC)	NR	NR	L, 69-73
1-2	Florida (H)	NR	NR	W, 61-60
1-6	Vanderbilt (A)	NR	NR	W, 80-73
1-9	Miss. State (H)	NR	NR	W, 78-56
1-13	Alabama (A)	NR	#13	L, 86-109
1-16	Georgia (A)	NR	NR	W, 54-53
1-20	Auburn (H)	NR	NR	W, 69-68
1-23	Tennessee (A)	NR	#20	L, 67-77
1-25	Kentucky (A)	NR	#9	L, 65-76
1-27	Ole Miss (H)	NR	NR	W, 53-46
1-30	Florida (A)	NR	NR	W, 61-59
2-3	Vanderbilt (H)	NR	NR	W, 78-70
2-6	Miss. State (A)	NR	NR	W, 57-43
2-10	Alabama (H)	NR	#10	W, 73-68
2-13	Georgia (H)	NR	NR	L, 51-57
2-17	Auburn (A)	NR	NR	L, 72-82
2-20	Tennessee (H)	NR	NR	L, 53-54
2-21	Wichita State (H)	NR	#NR	L, 65-66
2-24	Ole Miss (A)	NR	NR	L, 61-74
2-27	Kentucky (H)	NR	#7	W, 94-78

SEC Tournament - Lexington, Ky.

3-4	Ole Miss (N)	NR	NR	L, 52-59
National Invitation Tournament				
3-12	Tulane (H)	NR	NR	L, 72-83

1982-83 RECORD: 19-13, 10-8

Coach: Dale Brown				
Date	Opponent	LSU Rank	Opp Rank	Results
11-18	Brewster Heights (H)*			W, 104-82
Hawaii Tipoff Tournament				
11-26	Chaminade (A)	NR	NR	W, 75-62
11-27	Hawaii Pacific (A)	NR	NR	W, 98-76
11-28	Hawaii (A)	NR	NR	L, 66-68
11-30	Pan American (H)	NR	NR	W, 76-67
12-4	N. Carolina (N-NJ)	NR	#15	L, 43-47
12-6	Loyola (Chicago) (H)	NR	NR	W, 97-80
12-8	Texas A&M (N. O.)	NR	NR	W, 88-70
12-18	Cleveland State (H)	NR	NR	W, 115-77
12-20	UCLA (A)	NR	#4	L, 68-82
12-22	Texas-El Paso (A)	NR	NR	W, 51-49
12-30	St. Francis (Pa.) (H)	NR	NR	W, 67-66
1-3	Vanderbilt (A)	NR	NR	L, 65-67
1-5	Kentucky (A)	NR	#3	L, 50-52
1-8	Georgia (H)	NR	NR	W, 60-56
1-10	Tennessee (H)	NR	#12	L, 58-59
1-15	Ole Miss (A)	NR	NR	W, 71-68
1-17	UNC-Wilmington (H)	NR	NR	W, 70-55
1-22	Alabama (A)	NR	NR	L, 70-75
1-24	Miss. State (A)	NR	NR	L, 65-80
1-29	Auburn (H)	NR	NR	L, 62-64
2-1	Florida (H)	NR	NR	W, 78-69
2-5	Georgia (A)	NR	#19	W, 70-59
2-7	Tennessee (A)	NR	NR	L, 63-66
2-12	Ole Miss (H)	NR	NR	W, 72-63
2-19	Alabama (H)	NR	NR	

2-27	Florida (H)	NR	NR	W, 77-73
3-3	Vanderbilt (A)	NR	NR	L, 68-74
3-5	Kentucky (A)	NR	#3	L, 68-90
SEC Tournament - Nashville, Tenn.				
3-11	Alabama (N)	NR	NR	L, 70-72
NCAA Tournament - Salt Lake City				
3-16	Dayton (N)	NR	NR	L, 66-74

SEC Champions

1984-85 RECORD: 19-10, 13-5

Coach: Dale Brown				
Date	Opponent	LSU Rank	Opp Rank	Results
11-8	China (H)*	#14	NR	W, 90-65
11-28	Loyola (Chicago) (H)	#16	NR	W, 102-96
12-1	Oral Roberts (A)	#16	NR	W, 74-71
12-3	Texas (H)	#16	NR	W, 87-79
12-5	Ole Miss (H)	#13	NR	W, 89-64
12-8	Houston (A)	#13	NR	L, 73-81
12-21	New Orleans (H)	#19	NR	W, 78-64
12-22	UNC-Wilmington (H) #19	NR	NR	W, 88-65
12-28	Utah State (H)	#18	NR	W, 103-71
12-30	Alabama (H)	#18	NR	W, 63-61
1-2	Georgia (A)	#14	NR	W, 79-74
1-5	Miss. State (A)	#14	NR	L, 69-83
1-9	Alabama (A)	NR	NR	L, 67-89
1-12	Tennessee (H)	NR	NR	W, 75-65
1-17	Ole Miss (A)	NR	NR	L, 65-68
1-19	Vanderbilt (A)	NR	NR	W, 69-68
1-23	Florida (H)	NR	NR	W, 86-68
1-26	Auburn (H)	NR	NR	W, 80-62
1-31	Kentucky (A)	NR	NR	L, 43-53
2-2	Georgia (H)	NR	NR	L, 58-59
2-6	Miss. State (H)	NR	NR	W, 80-65
2-10	North Carolina (H)	NR	#15	L, 70-75
2-14	Tennessee (A)	NR	NR	W, 87-82
2-16	Syracuse (A)	NR	#8	L, 64-76
2-20	Vanderbilt (H)	NR	NR	W, 64-55
2-23	Florida (A)	NR	NR	W, 61-59
2-27	Auburn (A)	NR	NR	W, 78-73
3-2	Kentucky (H)	NR	NR	W, 67-61
SEC Tournament - Birmingham, Ala.				
3-7	Auburn (N)	#19	NR	L, 55-58
NCAA Tournament - Dayton, Ohio				
3-15	Navy (N)	#20	NR	L, 55-78

NCAA Final Four

1985-86 RECORD: 26-12, 9-9

Coach: Dale Brown				
Date	Opponent	LSU Rank	Opp Rank	Results
11-15	Brewster Heights (H)*			W, 131-82
11-22	Montana State (H)	#14	NR	W, 84-59
11-27	Washington (A)	#12	NR	W, 70-61
11-30	BYU-Hawaii (A)	#12	NR	W, 89-71
12-1	Hawaii-Pacific (A)	#12	NR	W, 101-89
12-2	Hawaii-Loa (A)	#12	NR	W, 77-68
12-3	Hawaii-Hilo (A)	#11	NR	W, 70-61
12-14	Hardin-Simmons (H)	#11	NR	W, 87-71
12-16	Lamar (A)	#11	NR	W, 74-57
12-17	Texas (A)	#9	NR	W, 72-65
LSU Invitational				
12-20	SE Louisiana (H-LSUJ)#9	NR	NR	W, 82-61
12-21	Southern (H-LSUJ)	#9	NR	W, 91-83
12-30	Oral Roberts (H)	#9	NR	W, 82-64
1-2	Georgia (H)	#8	NR	W, 85-73
1-4	Miss. State (H)	#8	NR	W, 90-74
1-9	Alabama (A)	#8	NR	L, 67-83
1-11	Tennessee (A)	#8	NR	L, 77-88
1-13	Ole Miss (H)	#8	NR	W, 86-68
1-18	Vanderbilt (H)	#14	NR	W, 84-67
1-22	Florida (A)	#14	NR	L, 65-74
1-29	Kentucky (H)	#17	#8	L, 52-54
2-1	Georgia (A)	#17	NR	L, 76-92
2-2	Georgetown (A)	#17	#12	L, 72-74
2-4	Auburn (A)	NR	NR	W, 63-61
2-5	Miss. State (A)	NR	NR	W, 68-62
2-9	Alabama (H)	NR	#20	L, 71-80
2-12	Tennessee (H)	NR	NR	W, 75-50
2-15	Ole Miss (A)	NR	NR	L, 57-58
2-20	Vanderbilt (A)	NR	NR	W, 74-68
2-22	Florida (H)	NR	NR	W, 80-69
2-26	Auburn (H)	NR	NR	L, 86-92
3-1	Kentucky (A)	NR	#5	L, 57-68
SEC Tournament - Lexington, Ky.				
3-6	Florida (N)	NR	NR	W, 72-66
3-7	Kentucky (A)	NR	#4	L, 58-61
NCAA Tournament - Baton Rouge				
3-13	Purdue (H) (2 OT)	NR	NR	W, 94-87
3-15	Memphis State (H)	NR	#12	W, 83-81
NCAA SE Regional - Atlanta				
3-20	Georgia Tech (A)	NR	#6	W, 70-64
3-22	Kentucky (N)	NR	#3	W, 59-57
NCAA Final Four - Dallas				
3-29	Louisville (N)	NR	#7	L, 77-88

1986-87 RECORD: 24-15, 8-10

Coach: Dale Brown				
Date	Opponent	LSU Rank	Opp Rank	Results
11-14	Continental (H)*			W, 86-76
Pre-Season NIT				
11-21	TCU (H-NIT)	NR	NR	L, 74-83
12-4	Arkansas State (H)	NR	NR	W, 73-61
12-6	McNeese State (A)	NR	NR	W, 77-62
12-14	Georgia Tech (H)	NR	#16	W, 52-44
12-16	Florida (A)	NR	NR	L, 75-96
LSU Invitational				
12-19	Hardin-Simm. (H-LSUJ)NR	NR	NR	W, 77-71
12-20	New Orleans (H-LSUJ)NR	NR	NR	L, 71-82
12-22	Vanderbilt (H)	NR	NR	L, 61-63
12-29	W. Virginia St. (N)	NR	NR	W, 93-76
12-30	Illinois-Chicago (N)	NR	NR	W, 117-84
12-31	BYU-Hawaii (A)	NR	NR	W, 85-70
1-1	Denison (N)	NR	NR	W, 99-45
1-5	Ole Miss (A)	NR	NR	L, 63-73
1-8	Tennessee (A)	NR	NR	W, 79-78
1-10	Georgia (H) (ot)	NR	NR	L, 63-64
1-12	Oklahoma (A)	NR	#11	L, 85-94
1-15	Alabama (A)	NR	#15	L, 65-69
1-18	Kentucky (A)	NR	NR	W, 76-41
1-21	Florida (H)	NR	NR	L, 51-75
1-24	W. Kentucky (H)	NR	NR	W, 67-62
1-25	Miss. State (A)	NR	NR	W, 52-50
1-28	Auburn (H)	NR	#18	W, 75-73
1-31	Vanderbilt (A)	NR	NR	L, 65-66
2-4	Ole Miss (H) (ot)	NR	NR	W, 82-75
2-7	Tennessee (H)	NR	NR	W, 60-58
2-9	N. Arizona (H)	NR	NR	W, 70-58
2-11	Georgia (A)	NR	NR	L, 57-63
2-14	Alabama (H)	NR	#14	L, 52-60
2-21	Kentucky (H)	NR	NR	W, 65-52
2-25	Miss. State (H)	NR	NR	W, 55-46
3-1	Auburn (A)	NR	NR	L, 62-100
SEC Tournament - Atlanta, Ga.				
3-5	Miss. State (N)	NR	NR	W, 68-54
3-6	Florida (N)	NR	NR	W, 72-66
3-7	Georgia (N) (2 ot)	NR	NR	W, 89-88
3-8	Alabama (N)	NR	#9	L, 62-69
NCAA Tournament - Rosemont, Ill.				
3-15	Georgia Tech (N)	NR	NR	W, 85-79
3-17	Temple (N)	NR	#8	W, 72-62
NCAA Regional - Cincinnati				
3-20	DePaul (N)	NR	#5	W, 63-58
3-22	Indiana (N)	NR	#3	L, 76-77

1987-88 RECORD: 16-14, 10-8

Coach: Dale Brown				
Date	Opponent	LSU Rank	Opp Rank	Results
11-27	Brewster Heights (H)*			W, 123-97
LSU Invitational				
12-4	Nicholls State (H-LSUJ)NR	NR	NR	W, 86-62
12-5	Southern (H-LSUJ)	NR	NR	W, 98-77
12-12	Maryland (H)	NR	NR	W, 55-54
12-16	Georgia Tech (A)	NR	NR	L, 70-87
12-19	Arkansas State (A)	NR	NR	L, 52-66
12-22	SW Texas State (H)	NR	NR	W, 93-74
UNLV/Bud Light Classic				
12-28	N. Iowa (N-UNLVC)	NR	NR	L, 80-90
12-29	UNLV (A-UNLVC)	NR	NR	L, 59-78
1-6	Vanderbilt (A)	NR	NR	W, 51-39
1-9	Ole Miss (A) (ot)	NR	NR	W, 69-61
1-11	Oklahoma (H-N.O.)	NR	#8	W, 84-77
1-13	Tennessee (A)	NR	NR	W, 52-51
1-16	Georgia (A)	NR	NR	L, 50-59
1-20	Alabama (H)	NR	NR	W, 67-52
1-23	Kentucky (H)	NR	#4	L, 61-76
1-27	Florida (A)	NR	#14	L, 50-61
1-30	Miss. State (H)	NR	NR	L, 47-49
2-3	Auburn (A)	NR	NR	W, 78-69
2-6	Vanderbilt (H)	NR	NR	W, 94-79
2-10	Ole Miss (H)	NR	NR	W, 78-57
2-13	Tennessee (H)	NR	NR	W, 92-73
2-17	Georgia (H)	NR	NR	W, 63-62
2-20	Alabama (A)	NR	NR	L, 59-72
2-24	Kentucky (A)	NR	#12	L, 65-92
3-2	Miss. State (A)	NR	NR	L, 60-62
3-5	Auburn (H)	NR	NR	L, 80-89
3-6	Florida (H)	NR	NR	W, 86-69
SEC Tournament - Baton Rouge				
3-11	Vanderbilt (H)	NR	NR	W, 87-80
3-12	Kentucky (H)	NR	#6	L, 80-86
NCAA Tournament - Hartford, Conn.				
3-18	Georgetown (N)	NR	NR	L, 63-66

1988-89 RECORD: 20-12, 11-7

Coach: Dale Brown				
Date	Opponent	LSU Rank	Opp Rank	Results
11-11	Brewster Heights (H)*			W, 103-94
11-20	Yugoslavia (H)*			L, 84-92
11-25	Marist College (H)	NR	NR	W, 94-58
11-30	Oral Roberts (H)	NR	NR	L, 96-100
12-6	Louisiana Tech (H) (ot)NR	NR	NR	L, 109-111
12-8	McNeese State (H)	NR	NR	W, 91-89
12-10	Florida (A)	NR	NR	W, 111-101
12-20	Tennessee-Martin (H)	NR	NR	W, 128-89
12-22	Illinois (H)	NR	#5	L, 100-127
Chaminade Classic - Honolulu				
12-28	Morehead St. (N-CC)	NR	NR	W, 101-88
12-29	Chaminade (A-CC)	NR	NR	W, 94-79
12-30	Nebraska (N-CC)	NR	NR	W, 90-87
1-2	Maryland (A)	NR	NR	W, 79-77

1-4	Miss. State (H)	NR	NR	L, 84-87
1-7	Auburn (H)	NR	NR	W, 104-77
1-11	Tennessee (A)	NR	#17	L, 96-100
1-14	Kentucky (A)	NR	NR	W, 64-62
1-18	Vanderbilt (H)	NR	NR	W, 85-84
1-21	Alabama (H)	NR	NR	W, 80-76
1-25	Georgia (A)	NR	NR	W, 80-79
1-28	Georgetown (H-N.O.)NR	#2	NR	W, 82-80
2-1	Ole Miss (H)	NR	NR	W, 105-75
2-4	Miss. State (A)	NR	NR	L, 79-96
2-8	Auburn (A)	#19	NR	W, 104-91
2-11	Tennessee (H)	#19	NR	W, 122-106
2-15	Kentucky (H)	NR	NR	W, 99-80
2-18	Vanderbilt (A)	NR	NR	L, 74-108
2-20	Georgia (H)	NR	NR	W, 97-83
2-22	Alabama (A)	#20	NR	L, 72-87
2-25	Nevada-Las Vegas (H)#20	#18	NR	W, 88-87
3-1	Florida (H)	NR	NR	L, 95-104
3-4	Ole Miss (A) (ot)	NR	NR	L, 112-113
SEC Tournament - Knoxville, Tenn.				
3-10	Tennessee (A)	NR	NR	L, 77-95
NCAA Tournament - Tucson, Arizona				
3-17	Texas-El Paso (N)	NR	NR	L, 74-85

1989-90 RECORD: 23-9, 12-6

Coach: Dale Brown				
Date	Opponent	LSU Rank	Opp Rank	Results
11-8	Athletes in Action (H)*			W, 111-79
11-10	Russia (H)*			W, 114-109
Pre-Season NIT				
11-15	S. Mississippi (H-NIT)#2	NR	NR	W, 91-80
11-17	Kansas (H-NIT)	#2	NR	L, 83-89
12-2	McNeese State (H)	#9	NR	W, 85-49
12-4	Lamar (H)	#9	NR	W, 116-76
12-8	Cal. State L.A. (H)	#9	NR	W, 82-57
12-20	Northwestern St. (H)	#8	NR	W, 73-63
12-30	Hardin-Simmons (H)	#9	NR	W, 100-66
1-2	Texas (N-Houston)	#11	NR	W, 124-113
1-4	Miss. State (A) (ot)	#11	NR	L, 80-87
1-6	Auburn (A)	#11	NR	W, 77-70
1-8	Tennessee (H)	#11	NR	W, 111-94
1-13	Kentucky (H)	#14	NR	W, 94-81
1-16	Vanderbilt (H)	#13	NR	W, 101-72
1-20	Notre Dame (H-N.O.)#13	NR	NR	W, 87-64
1-21	Alabama (A)	#13	#24	L, 55-70
1-24	Georgia (H)	#16	NR	L, 92-94
1-27	Florida (H)	#16	NR	W, 70-52
1-28	Nevada-Las Vegas (H)#16	#5	NR	W, 107-105
1-31	Ole Miss (A)	#14	NR	W, 79-77
2-3	Loyola Mary. (H) (ot)	#14	#20	W, 148-141
2-5	Miss. State (H)	#14	NR	W, 86-68
2-7	Auburn (H)	#11	NR	W, 82-71
2-10	Tennessee (A)	#11	NR	W, 119-113
2-15	Kentucky (A)	#9	NR	L, 95-100
2-18	Vanderbilt (A)	#9	NR	W, 121-108
2-21	Alabama (H)	#12	NR	W, 75-69
2-25	Georgia (A)	#12	NR	L, 85-86
2-27	Florida (A)	#15	NR	L, 63-76
3-3	Ole Miss (H)	#15	NR	W, 103-94
SEC Tournament - Orlando, Fla.				
3-9	Auburn (N-SEC)	#16	NR	L, 76-78
NCAA Tournament - Knoxville, Tenn.				
3-15	Villanova (N-NCAA)	#19	NR	W, 70-63
3-17	Georgia Tech (N-NCAA)#19	NR	NR	L, 91-94

SEC Champions

1990-91 RECORD: 20-10, 13-5

Coach: Dale Brown				
Date	Opponent	LSU Rank	Opp Rank	Results
11-16	Newcastle (

Year-by-Year Scores

1991-92 RECORD: 21-10, 12-4

Coach: Dale Brown

Date	Opponent	LSU Rank	Opp Rank	Results
11-8	Melbourne (H)*			W, 96-60
11-15	Rancho Raiders (H)*			W, 126-80
11-22	Northeast La. (H) #6	NR	NR	W, 77-76
11-27	Middle Tenn. St. (H) #9	NR	NR	W, 96-65
11-30	Nevada-Las Vegas (A)#9	NR	NR	L, 55-76
12-7	Arizona (A) #16	#3	#3	L, 67-87
12-17	SE Louisiana (H) NR	NR	NR	W, 101-64
12-21	Louisville (H) NR	#25	L, 92-93	
12-28	Northern Arizona (H) NR	NR	NR	W, 159-86
12-30	Nicholls State (H) NR	NR	NR	W, 123-61
1-3	Texas (H-N.O.) NR	NR	NR	W, 84-83
1-8	Auburn (A) NR	NR	NR	W, 87-70
1-11	Arkansas (H) NR	#13	L, 90-101	
1-14	Alabama (A) NR	#9	W, 89-81	
1-18	Miss. State (A) NR	NR	NR	W, 83-70
1-20	McNeese State (H) NR	NR	NR	W, 115-67
1-25	Ole Miss (A) NR	NR	NR	W, 83-73
1-29	Tennessee (H) NR	NR	NR	W, 97-82
2-2	Kentucky (H) NR	#14	W, 74-53	
2-5	Florida (A) #22	NR	NR	W, 70-50
2-8	Duke (H) #22	#1	L, 67-77	
2-11	Georgia (H) #20	NR	L, 62-64	
2-15	Vanderbilt (A) #20	NR	L, 69-76	
2-19	South Carolina (A) NR	NR	NR	W, 74-56
2-22	Auburn (H) NR	NR	NR	W, 99-82
2-25	Ole Miss (H) NR	NR	NR	W, 100-69
2-29	Alabama (H) NR	#16	W, 73-65	
3-3	Arkansas (A)(ot) #23	#7	L, 92-106	
3-7	Miss. State (H) #23	NR	NR	W, 89-80

SEC Tournament - Birmingham, Ala.

3-13	Tennessee (N-SEC) #23	NR	NR	W, 99-89
3-14	Kentucky (N-SEC) #23	#9	L, 74-80	

NCAA Tournament - Boise, Idaho

3-19	BYU (N-NCAA) #25	NR	NR	W, 94-83
3-21	Indiana (N-NCAA) #25	#5	L, 79-89	

1992-93 RECORD: 22-11, 9-7

Coach: Dale Brown

Date	Opponent	LSU Rank	Opp Rank	Results
11-20	High Five America (H)*			W, 94-89
11-24	Australia (H)*			W, 97-74
12-1	McNeese State (H) NR	NR	NR	W, 83-72
12-3	Southeastern La. (H) NR	NR	NR	W, 92-65
12-5	Mercer (H) NR	NR	NR	W, 82-48
12-15	Nicholls State (H) NR	NR	NR	W, 75-64
12-16	Campbell (H) NR	NR	NR	W, 93-71

Maui Invitational

12-21	Stanford (N) NR	NR	NR	W, 72-63
12-22	Duke (N) NR	#1	L, 67-96	
12-23	Memphis State (N) NR	NR	NR	L, 66-70
12-29	Northwestern St. (H) NR	NR	NR	W, 93-79
12-30	Tennessee State (H) NR	NR	NR	W, 90-68
1-2	Drake (H) NR	NR	NR	W, 94-86
1-6	Alabama (A) NR	NR	NR	L, 67-77
1-9	Auburn (H) NR	NR	NR	W, 87-81
1-13	Miss. State (A)(ot) NR	NR	NR	W, 84-76
1-16	Florida (H) NR	NR	NR	W, 85-81
1-20	Central Conn. St. (H) NR	NR	NR	W, 86-53
1-23	Ole Miss (A) NR	NR	NR	L, 62-71
1-26	Kentucky (A) NR	#4	L, 67-105	
1-30	South Carolina (H) NR	NR	NR	W, 85-62
2-2	Arkansas (H) NR	#17	L, 79-91	
2-7	Texas (N-San Antonio)NR	NR	NR	W, 84-81
2-10	Miss. State (H) NR	NR	NR	W, 92-66
2-13	Auburn (A) NR	NR	NR	W, 75-73
2-17	Vanderbilt (H) NR	#11	L, 66-87	
2-20	Tennessee (A) NR	NR	NR	W, 81-74
2-23	Alabama (H) NR	NR	NR	W, 76-68
2-27	Georgia (A) NR	#13	L, 78-81	
3-3	Arkansas (A) NR	NR	NR	L, 75-88
3-6	Ole Miss (H) NR	NR	NR	W, 71-56

SEC Tournament - Lexington, Ky.

3-12	Ole Miss (N) NR	NR	NR	W, 89-70
3-13	Vanderbilt (N) NR	#5	W, 72-62	
3-14	Kentucky (A) NR	#4	L, 65-82	

NCAA Tournament - Chicago, Ill.

3-18	California (N) NR	NR	NR	L, 64-66
------	-------------------	----	----	----------

1993-94 RECORD: 11-16, 5-11

Coach: Dale Brown

Date	Opponent	LSU Rank	Opp Rank	Results
11-19	Dinamo Moscow (H)*			L, 85-87
11-22	High Five America (H)*			W, 101-87
11-26	Texas (H) NR	NR	NR	W, 86-66
12-4	Nicholls St. (H) (ot) NR	NR	NR	W, 95-90
12-11	Okla. St. (H-N.O.) NR	#15	W, 71-68	
12-16	McNeese St. (H) #25	NR	NR	W, 93-72
12-18	UCLA (A) #25	#9	L, 80-100	
12-21	Southeastern La. (H) NR	NR	NR	W, 96-62
12-28	Winthrop (H) NR	NR	NR	W, 100-71
12-30	Radford (H) NR	NR	NR	L, 72-73
1-5	Florida (A) NR	NR	NR	L, 73-74
1-8	Auburn (H) NR	NR	NR	W, 83-72
1-11	Arkansas (A) NR	#4	L, 83-84	
1-15	Vanderbilt (A) NR	NR	NR	W, 83-81
1-19	Alabama (H) NR	NR	NR	L, 67-71
1-22	N. Carolina (H-N.O.) NR	#4	L, 65-88	
1-26	Mississippi St. (H) NR	NR	NR	L, 52-66
1-29	Ole Miss (H) NR	NR	NR	W, 90-66
2-2	South Carolina (A) NR	NR	NR	W, 77-71
2-5	Tennessee (H) NR	NR	NR	W, 84-83

2-8	Alabama (A) NR	NR	NR	L, 66-75
2-12	Auburn (A) NR	NR	NR	L, 83-111
2-15	Kentucky (H) NR	#11	L, 95-99	
2-19	Georgia (H) NR	NR	NR	L, 84-100
2-23	Louisville (A) NR	#13	L, 64-82	
2-26	Mississippi St. (A) NR	NR	NR	L, 66-86
3-2	Arkansas (H) (ot) NR	#1	L, 105-108	
3-5	Ole Miss (A) NR	NR	NR	L, 78-93

SEC Tournament - Memphis, Tenn.

3-10	Georgia (N) NR	NR	NR	L, 70-83
------	----------------	----	----	----------

1994-95 RECORD: 12-15, 6-10

Coach: Dale Brown

Date	Opponent	LSU Rank	Opp Rank	Results
11-11	High Five America (H)*			W, 83-73
11-18	Victorian All-Stars (H)*			W, 94-90
11-25	Southeastern La. (H) NR	NR	NR	W, 106-80
11-29	McNeese State (H) NR	NR	NR	W, 86-71
12-3	George Mason (H) NR	NR	NR	W, 127-104
12-6	Troy State (H) NR	NR	NR	W, 113-78
12-17	UCLA (H) NR	#2	L, 72-92	
12-20	Oklahoma St. (A-Tulsa)NR	NR	NR	L, 67-111
12-22	Coppin State (H) NR	NR	NR	L, 66-69
12-28	Georgia State (H) NR	NR	NR	W, 105-70
12-30	Md-Baltimore Co. (H) NR	NR	NR	W, 88-67
1-3	Florida (H) NR	#13	W, 70-66	
1-7	Texas (A) NR	NR	NR	L, 71-80
1-11	Auburn (A) NR	NR	NR	W, 76-73
1-17	Alabama (A) NR	NR	NR	W, 74-61
1-21	Ole Miss (H)(ot) NR	NR	NR	W, 87-81
1-25	Miss. State (A) NR	NR	NR	L, 60-73
1-28	Vanderbilt (H) NR	NR	NR	L, 58-66
1-31	Arkansas (A) NR	#8	L, 81-105	
2-4	Tennessee (A) NR	NR	NR	W, 56-52
2-8	Miss. State (H) NR	#21	L, 61-67	
2-11	Alabama (H) NR	#18	L, 66-74	
2-15	Ole Miss (A) NR	NR	NR	L, 90-102
2-18	Georgia (A) NR	NR	NR	L, 89-98
2-22	Arkansas (H) NR	#8	L, 90-92	
2-25	Auburn (H) NR	NR	NR	W, 89-78
3-1	South Carolina (H) NR	NR	NR	L, 62-69
3-4	Kentucky (A) NR	#5	L, 80-127	

SEC Tournament - Atlanta, Ga.

3-9	Vanderbilt (N) NR	NR	NR	L, 61-85
-----	-------------------	----	----	----------

1995-96 RECORD: 12-17, 4-12

Coach: Dale Brown

Date	Opponent	LSU Rank	Opp Rank	Results
11-8	Athletes in Action (H)*			L, 82-90
11-15	Victorian All-Stars (H)*			W, 79-62

Hawaii Tipoff Classic

11-24	Saint Louis (N) NR	NR	NR	L, 70-79
11-26	Dayton (N) NR	NR	NR	L, 73-86
11-29	Southern (H) NR	NR	NR	W, 109-100
12-1	McNeese State (H) NR	NR	NR	W, 83-73
12-5	Michigan (H) NR	#22	L, 68-69	
12-16	Tenn-Martin (H) NR	NR	NR	W, 93-74
12-19	Centenary (H) NR	NR	NR	W, 65-63
12-22	Jackson State (H) NR	NR	NR	L, 76-87
12-23	Louisiana College (H)NR	NR	NR	W, 104-65
12-29	Marist (H) NR	NR	NR	W, 80-65
12-30	Cornell (H) NR	NR	NR	W, 70-60
1-3	Mississippi State (H) NR	#17	L, 64-77	
1-6	Alabama (A) NR	NR	NR	W, 99-77
1-10	Vanderbilt (A) NR	NR	NR	W, 71-68
1-16	Kentucky (H) NR	#2	L, 97-129	
1-21	Auburn (A) NR	#21	L, 87-95	
1-23	Nicholls State (H) NR	NR	NR	W, 86-69
1-27	Florida (A) NR	NR	NR	L, 70-73
1-30	Arkansas (A) NR	NR	NR	L, 68-76
2-3	Ole Miss (H) NR	NR	NR	W, 71-66
2-7	Georgia (H) NR	NR	NR	L, 82-85
2-10	South Carolina (A) NR	NR	NR	L, 68-106
2-14	Tennessee (H) NR	NR	NR	L, 65-73
2-17	Alabama (A) NR	NR	NR	L, 73-76
2-21	Mississippi State (A) NR	NR	NR	L, 77-88
2-24	Auburn (H) NR	NR	NR	W, 93-67
2-28	Ole Miss (A) NR	NR	NR	L, 48-75
3-2	Arkansas (H) NR	NR	NR	L, 79-94

SEC Tournament - New Orleans

3-7	South Carolina (N) NR	NR	NR	L, 76-85
-----	-----------------------	----	----	----------

1996-97 RECORD: 10-20, 3-13

Coach: Dale Brown

Date	Opponent	LSU Rank	Opp Rank	Results
11-8	Geelong Supercats (H)*			W, 67-61
11-15	Bulgaria (H)*			W, 81-40
11-22	Troy State (H) NR	NR	NR	W#, 90-59

Maui Classic

11-25	Kansas (N) NR	#2	L, 53-82	
11-26	Iowa (N) NR	NR	NR	W#, 70-60
11-27	South Carolina (N) NR	NR	NR	L, 68-74
11-30	North Carolina A&T (H)NR	NR	NR	W#, 74-62
12-3	Samford (H) NR	NR	NR	L, 50-53

John Wooden Classic - Anaheim, Calif.

12-7	Louisville (N) (ot) NR	NR	NR	L, 87-93
12-15	Michigan (A) NR	#5	L, 59-70	
12-18	N. Carolina (A) NR	#12	L, 48-67	
12-21	Oral Roberts (H) NR	NR	NR	W#, 59-58
12-23	PrairieView (H) NR	NR	NR	W, 96-56
12-28	Fresno State (H) NR	NR	NR	W#, 79-75
12-30	Lafayette (H) NR	NR	NR	W, 64-43
1-4	Mississippi State (A) NR	NR	NR	L, 66-69
1-7	Florida (H) NR	NR	NR	W, 88-82

1-11	Arkansas (A) NR	NR	NR	L, 59-82
1-15	Vanderbilt (H) NR	NR	NR	L, 62-69
1-19	Tennessee (A) NR	NR	NR	L, 52-66
1-22	Auburn (H) NR	NR	NR	W, 75-59
1-25	Alabama (A) NR	NR	NR	L, 66-75
1-29	Mississippi State (H) NR	NR	NR	L, 60-68
2-1	South Carolina (H) NR	#25	L, 65-80	
2-5	Ole Miss (H) NR	NR	NR	L, 73-79
2-8	Auburn (A) NR	NR	NR	L, 72-76
2-12	Kentucky (A) NR	#4	L, 48-84	
2-15	Alabama (H) NR	NR	NR	L, 72-78
2-22	Georgia (A) NR	NR	NR	L, 59-82
2-26	Ole Miss (A) NR	NR	NR	L, 68-74
3-1	Arkansas (H) NR	NR	NR	W, 66-64

SEC Tournament - Memphis, Tenn.

3-6	Georgia (N) NR	#24	L, 54-75
-----	----------------	-----	----------

wins forfeited by NCAA

Coach John Brady 7 seasons • 1997-1998 120-92 (.566)

1997-98 RECORD: 9-18, 2-14

Coach: John Brady

Date	Opponent	LSU Rank	Opp Rank	Results
11-6	Double Pump* (H)			W, 76-67
11-14	Outback All-Stars* (H)			W, 60-62
11-20	Southern-NO (H) NR	NR	NR	W, 99-51
11-24	Centenary (H) NR	NR	NR	W, 59-51
11-26	Fresno State (A) NR	#12	L, 65-90	
11-29	Nicholls St. (H) NR	NR	NR	W, 72-52
12-1	Lamar (H) NR	NR	NR	L, 64-70
12-14	Jackson St. (H) NR	NR	NR	W, 57-49
12-17	Texas (A) NR	NR	NR	L, 63-69
12-23	Robert Morris (H) NR	NR	NR	W, 63-58
12-28	Southern-BR (H) NR	NR	NR	W, 77-66
12-30	Houston (H) NR	NR	NR	W, 72-50
1-4	Arkansas (A) NR	#23	L, 59-62	
1-7	Alabama (H) NR	NR	NR	L, 57-60
1-10	South Carolina (A) NR	#16	L, 53-70	
1-14	Auburn (H) NR	NR	NR	W, 59-54
1-17	Florida (A) NR	NR	NR	W, 66-63
1-21	Ole Miss (A) NR	#13	L, 58-80	
1-24	Georgia (H) NR	NR	NR	L, 52-61
1-28	Arkansas (H) NR	#15	L, 68-85	
1-31	Tennessee (H) NR	NR	NR	L, 65-72
2-4	Kentucky (H) NR	#8	L, 61-63	
2-11	Miss. State (A) NR	NR	NR	L, 48-65
2-14	Auburn (A) NR	NR	NR	L, 44-66
2-18	Ole Miss (H) NR	#15	L, 57-83	
2-21	Alabama (A) NR	NR	NR	L, 60-69
2-25	Vanderbilt (A) NR	NR	NR	L, 58-60</

SEC Champions

1999-00 RECORD: 28-6, 12-4

Coach: John Brady

Date	Opponent	LSU Rank	Opp Rank	Results
11-8	Next Level (H)*			W, 78-70
11-12	Sports Tour (H)*			W, 94-61
11-20	Grambling State (H)	NR	NR	W, 112-37
11-22	Southeastern La. (H)	NR	NR	W, 75-36

Hawaii Pacific Classic - Honolulu, Hawaii

11-26	Oakland Univ. (N)	NR	NR	W, 87-80
11-27	Wyoming (N)	NR	NR	W, 103-86
11-28	Fresno State (N)	NR	NR	W, 95-85
12-11	Alcorn State (H)	NR	NR	W, 71-64
12-14	Tennessee-Martin (H)	NR	NR	W, 73-45
12-18	Sam Houston (H)	NR	NR	W, 85-67
12-21	Centenary (H-S'port)	NR	NR	W, 80-52
12-23	Nicholls State (H)	NR	NR	W, 91-74
12-27	Howard (H)	NR	NR	W, 81-55

Sugar Bowl Classic - New Orleans, La.

12-30	Oklahoma State (N)	NR	#11	W, 63-53
1-5	Alabama (H)	#21	NR	W, 78-66
1-8	Tennessee (H)	#21	#15	L, 59-64
1-12	Florida (A)	#24	#10	L, 57-82
1-15	Vanderbilt (A)	#24	NR	L, 62-65
1-19	Georgia (H)	NR	NR	W, 61-57
1-26	Arkansas (H)	NR	NR	W, 96-75
1-29	Arizona (H)	NR	#5	W, 86-60
2-2	Mississippi State (A)	#22	NR	L, 66-68
2-5	Alabama (A)	#22	NR	W, 93-60
2-9	Auburn (H)	#25	#9	W, 83-68
2-13	Kentucky (H)	#25	#11	W, 70-57
2-16	Ole Miss (A)	#16	NR	W, 97-53
2-19	Arkansas (A)	#16	NR	W, 78-67
2-23	South Carolina (A)	#15	NR	W, 64-59
2-26	Mississippi State (H)	#15	NR	W, 71-66
3-1	Auburn (A)	#12	#19	W, 55-53
3-4	Ole Miss (H)	#12	NR	W, 64-60

SEC Tournament - Atlanta, Ga.

3-10	Vanderbilt (N)	#10	NR	W, 71-60
3-11	Arkansas (N)	#10	NR	L, 67-69

NCAA Tournament - Salt Lake City, Utah

3-16	SE Missouri St. (N)	#10	NR	W, 64-61
3-18	Texas (N)	#10	#15	W, 72-67

NCAA Tournament - Albuquerque, N. M.

3-23	Wisconsin (N)	#10	NR	L, 48-61
------	---------------	-----	----	----------

* Exhibition

2000-01 RECORD: 13-16, 2-14

Coach: John Brady

Date	Opponent	LSU Rank	Opp Rank	Results
11-6	*Global Sports (H)			W, 72-69
11-13	*Angola Atletico (H)			W, 92-52
11-20	UL-Monroe (H)	NR	NR	W, 92-49
11-25	Norfolk State (H)	NR	NR	W, 90-62
11-28	Houston (A)	NR	NR	W, 61-59
12-8	Texas Southern (H)	NR	NR	W, 89-57
12-13	McNeese State (H)	NR	NR	W, 87-68
12-16	New Orleans (H)	NR	NR	W, 84-57
12-20	Arizona (A)	NR	#1	L, 75-88
12-22	Nicholls State (H)	NR	NR	W, 92-49

Sugar Bowl Classic - New Orleans, La.

12-28	Oregon State (N)	NR	NR	W, 78-68
1-3	Wyoming (H)	NR	NR	W, 73-69
1-6	Alabama (H)	NR	#18	L, 73-82
1-10	Vanderbilt (H)	NR	NR	L, 67-71
1-13	Auburn (A)	NR	NR	L, 69-85
1-17	Centenary (H)	NR	NR	W, 85-44
1-21	Georgia (A)	NR	NR	L, 63-68
1-24	Miss. State (A)	NR	NR	W, 82-73
1-27	Arkansas (H)	NR	NR	L, 52-59
1-31	South Carolina (H)	NR	NR	L, 56-68
2-3	Alabama (A)	NR	#17	L, 66-76
2-7	Ole Miss (A)	NR	#25	L, 33-50
2-10	Auburn (H)	NR	NR	L, 65-76
2-13	Florida (H)(ot)	NR	#11	L, 74-81
2-17	Arkansas (A)	NR	NR	L, 70-87
2-21	Kentucky (A)	NR	#13	L, 61-84
2-24	Miss. State (H)	NR	NR	L, 48-55
2-28	Ole Miss (H)(ot)	NR	#14	W, 78-77
3-2	Tennessee (A)	NR	NR	L, 71-78

SEC Tournament - Nashville, Tenn.

3-8	Georgia (N)	NR	#18	W, 63-62
3-9	Arkansas (N)	NR	NR	L, 72-77

*exhibition

2001-02 RECORD: 19-15, 6-10

Coach: John Brady

Date	Opponent	LSU Rank	Opp Rank	Results
11-5	*Global Sports (H)			W, 78-71
11-12	*Sports Tours (H)			W, 85-51
11-17	Campbell (H)	NR	NR	W, 83-59
11-19	Southern (H)	NR	NR	W, 97-69

Hilo Thanksgiving Classic - Hilo, Hawaii

11-23	Weber State (N)(ot)	NR	NR	L, 74-75
11-24	Hawaii-Hilo (A)	NR	NR	W, 64-62
11-25	Mercer (N)	NR	NR	W, 84-54
11-28	Towson (H)	NR	NR	W, 83-46
12-02	Northwestern State (H)NR	NR	NR	W, 91-54
12-04	UL-Lafayette (H)	NR	NR	W, 83-65
12-15	McNeese State (H)	NR	NR	W, 80-57
12-18	New Orleans (A)	NR	NR	L, 59-60

12-20	Houston (H)	NR	NR	W, 73-69
-------	-------------	----	----	----------

Sugar Bowl Classic - New Orleans, La.

12-27	Miami (Fla) (N)	NR	#24	L, 61-68
12-30	Nicholls State (H)	NR	NR	W, 71-35
1-5	Alabama (A)	NR	#18	L, 74-76
1-13	Arkansas (H)	NR	NR	W, 75-69
1-16	Florida (A)	NR	#2	L, 70-102
1-19	Auburn (H)	NR	NR	W, 75-58
1-23	Ole Miss (A)	NR	NR	L, 55-70
1-26	Mississippi State (A)	NR	NR	L, 61-84
1-30	Tennessee (H)	NR	NR	L, 58-61
2-2	Alabama (H)	NR	#7	L, 48-57
2-6	Vanderbilt (A)	NR	NR	L, 63-68
2-9	Kentucky (H)	NR	#7	L, 56-68
2-13	Miss. State (H)(ot)	NR	NR	W, 69-65
2-16	Arkansas (A)	NR	NR	W, 67-63
2-20	South Carolina (A)	NR	NR	L, 53-66
2-23	Georgia (H)	NR	#18	L, 54-55
2-27	Ole Miss (H)	NR	NR	W, 59-56
3-2	Auburn (A)	NR	NR	W, 59-54

SEC Tourm. - Atlanta, Ga.

3-7	Vanderbilt (N)	NR	NR	W, 69-62
3-8	Georgia (N)	NR	#17	W, 78-76
3-9	Mississippi State (N)	NR	NR	L, 51-57

National Invitation Tournament

3-13	Iowa (A)	NR	NR	W, 63-61
3-19	Ball State (H)	NR	NR	L, 65-75

* Exhibition

2002-03 RECORD: 21-11, 8-8

Coach: John Brady

Date	Opponent	LSU Rank	Opp Rank	Results
11-7	Global Sports*			L, 69-78
11-15	Houston Sports*			W, 81-71

Hispanic Classic - Baton Rouge

11-22	Nicholls State (H)	NR	NR	W, 68-24
11-24	South Alabama (H)	NR	NR	W, 71-62

Space City Classic - Houston

11-30	Texas A&M (N)	NR	NR	L, 77-79
12-3	Delaware State (H)	NR	NR	W, 65-44
12-7	McNeese State (H)	NR	NR	W, 93-72
12-14	Texas A&MCC (H)	NR	NR	W, 95-60
12-17	Prairie View A&M (H)	NR	NR	W, 75-49
12-21	Arizona (H)	NR	#1	W, 66-65

Nokia Sugar Bowl Classic - New Orleans

12-28	Tulane (A)	#24	NR	W, 74-62
12-30	New Orleans (H)	#21	NR	W, 69-57
1-5	Georgia (A)	#21	NR	L, 63-89
1-8	Houston (H)	NR	NR	W, 80-51
1-11	Mississippi State (H)	NR	#7	W, 85-72
1-15	Centenary (H)	#23	NR	W, 112-65
1-18	Ole Miss (H)	#23	NR	L, 57-67
1-22	Arkansas (A)	NR	NR	L, 65-73
1-25	Mississippi State (A)	NR	22	L, 64-67
1-28	Florida (H)	NR	4	L, 53-70
2-1	Alabama (A)	NR	#23	L, 66-75

2-5	South Carolina (H)	NR	NR	W, 71-58
2-8	Auburn (A)	NR	NR	L, 54-56
2-12	Vanderbilt (H)	NR	NR	W, 79-60
2-15	Kentucky (A)	NR	#3	L, 57-68
2-22	Arkansas (H)	NR	NR	W, 75-56
2-26	Auburn (H)	NR	NR	W, 94-63
3-1	Tennessee (A)	NR	NR	W, 88-67
3-5	Ole Miss (A)	NR	NR	W, 77-64
3-8	Alabama (H)	NR	NR	W, 66-62

SEC Tournament - New Orleans

3-13	Arkansas (N)	NR	NR	W, 85-56
3-14	Florida (N)	NR	#7	W, 65-61
3-15	Mississippi State (N)	NR	NR	L, 61-76

NCAA Tournament - Birmingham, Ala.

3-21	Purdue (N)	NR	NR	L, 56-80
------	------------	----	----	----------

2003-04 RECORD: 18-11, 8-8

Coach: John Brady

Date	Opponent	LSU Rank	Opp Rank	Results
11-6	Global Sports (H)*			L, 64-68
11-17	SE All Stars (H)*			W, 77-64
11-21	Southern (H)	NR	NR	W, 70-59
11-24	McNeese State (H)	NR	NR	W, 87-77
11-26	Troy State (H)	NR	NR	W, 78-69
11-29	La.-Monroe (H)	NR	NR	W, 96-65
12-16	Utah (H)	NR	NR	W, 65-51
12-20	Southern Miss (H)	NR	NR	W, 65-50
12-23	Tulane (H)	NR	NR	W, 67-48

Nokia Sugar Bowl Classic - New Orleans

12-27	UAB (N)	NR	NR	W, 78-62
12-30	Houston (A)	NR	NR	L, 52-60
1-3	Centenary (A)	NR	NR	W, 66-63
1-6	Arkansas (A)	NR	NR	W, 66-55
1-10	Alabama (H)	NR	NR	W, 70-66
1-12	UNO (A)	NR	NR	W, 68-60
1-17	Mississippi St. (H)	NR	#20	L, 54-64
1-21	Ole Miss (A)	NR	NR	L, 49-53
1-24	South Carolina (A)	NR	#25	L, 61-55
1-28	Georgia	NR	NR	W, 63-59
1-31	Alabama (A)	NR	NR	W, 60-54
2-4	Tennessee (H)	NR	NR	W, 84-67
2-7	Arkansas (H)	NR	NR	W, 65-52
2-14	Florida (A)	NR	#22	W, 73-70
2-18	Auburn (H)	#24	NR	L, 68-80
2-21	Vanderbilt (A)	NR	NR	L, 54-74
2-25	Miss. State (A)	NR	#7	L, 58-84
2-29	Kentucky (H)	NR	#9	L, 64-70
3-3	Ole Miss (H)	NR	NR	W, 58-45
3-6	Auburn (A)	NR	NR	L, 66-78

SEC Tournament - Atlanta, Ga.

3-12	South Carolina (N)	NR	NR	L, 65-84
------	--------------------	----	----	----------

National Invitation Tournament

3-17	Oklahoma (A)	NR	NR	L, 61-70
------	--------------	----	----	----------

* Exhibition



Brandon Bass

Championship Teams

INTRO
THIS IS LSU
PLAYERS
COACHES
REVIEW
PREVIEW
RECORDS
HISTORY
LSU
MEDIA



1952-53 LSU Fighting Tigers

22-3 • SEC Champions • NCAA Final Four

Coach Harry Rabenhorst

(Front Row) Don Loughmiller, Darrell Schultz, Benny McArdle, Norman Magee, Charley Robert. (Middle Row) Coach Harry Rabenhorst, Bill Lee, Leslie Jones, Don Belcher, Kenny Bridges, Assistant Coach John Chaney. (Back Row) Manager Fred Poerschke, James McNeilly, Bob Freshley, Bob Pettit, Ned Clark, P. Brayman.



1978-79 LSU Fighting Tigers

23-6 • SEC Champions

Coach Dale Brown

(Front Row) Gus Rudolph, Walter Campbell, Al Green, Ernie Brown, Coach Dale Brown, Jordy Hultberg, Willie Sims, J. Brian Bergeron, Ethan Martin. (Back Row) Assistant Coach Ron Abernathy, Duane DeArmond, Lionel Green, Andy Campbell, Rick Mattick, Greg Cook, Durand Macklin, Joe Costello, Assistant Coach Art Tollis.



1953-54 LSU Fighting Tigers

20-5 • SEC Champions

Coach Harry Rabenhorst

(Front Row) Coach Harry Rabenhorst, Jim McNeilly, Ned Clark, Bob Pettit, Bob Freshley, Bill Lee, Assistant Coach John Chaney. (Middle Row) Don Sebastian, Paul Zinser, Norman Magee, Benny McArdle, Don Loughmiller, Manager Fred Poerschke. (Back Row) Les Jones, Roger Sigler, Dick Holt, Troy Rushing, Don Belcher.



1979-80 LSU Fighting Tigers

26-6 • SEC Tournament Champions

Coach Dale Brown

(Front Row) Durand Macklin, Tyrone Black, Greg Cook, Andy Campbell, Rick Mattick, DeWayne Scales, Gus Rudolph. (Back Row) J. Brian Bergeron, Jordy Hultberg, Willie Sims, Duane DeArmond, Howard Carter, Mark Alcorn, Ethan Martin.



1969-70 LSU Fighting Tigers

22-10 • NIT Final Four

Coach Press Maravich

(Front Row) Tom Hess, Jeff Tribbett, Tom Henner, Rich Hickman. (Middle Row) Kent Johnson, Bill Newton, Danny Hester. (Back Row) Al Sanders, Bob Lang, Pete Maravich.



1980-81 LSU Fighting Tigers

31-5 • Most Wins in LSU History
SEC Champions • NCAA Final Four
Coach Dale Brown

(Front Row) J. Brian Bergeron, Ethan Martin, Willie Sims, Johnny Jones, Matt England, Mark Alcorn, Brian Kistler. (Back Row) Manager Stan Harris, Assistant Coach Jordy Hultberg, Assistant Coach Rick Huckabay, Howard Carter, Joe Costello, Tyrone Black, Andy Campbell, Greg Cook, Leonard Mitchell, Durand Macklin, John Tudor, Head Coach Dale Brown, Assistant Coach Ron Abernathy, Trainer Dr. Martin J. Broussard



1984-85 LSU Fighting Tigers

19-10 • SEC Champions
Coach Dale Brown

(Front Row) Don Redden, Oliver Brown, Ocie Conley, Derrick Taylor, Dennis Brown, Anthony Wilson, Neboisha Bukumirovich. (Back Row) Ricky Blanton, Jose Vargas, Damon Vance, Zoran Jovanovich, Jerry Reynolds, Nikita Wilson, John Williams.



1985-86 LSU Fighting Tigers

26-12 • NCAA Final Four
Coach Dale Brown

(Front Row) Edwin Wilson, Ocie Conley, Derrick Taylor, Don Redden, Anthony Wilson, Neboisha Bukumirovich. (Back Row) Oliver Brown, Ricky Blanton, Jose Vargas, Zoran Jovanovich, John Williams, Bernard Woodside.



1990-91 LSU Fighting Tigers

20-10 • SEC Champions
Coach Dale Brown

(Front Row) Trainer Steven Saccaro, Manager Tom Cherry, Mike Hansen, Danny Moscovitz, Vernel Singleton, Shawn Griggs, John Picou, T.J. Pugh, Manager Greg Polk, Trainer Tim Ezell. (Back Row) Administrative Assistant Jim Childers, Supervisor of Athletic Training Dr. Marty Broussard, Assistant Coach Johnny Jones, Lenear Burns, Harold Boudreaux, Geert Hammink, Shaquille O'Neal, Richard Krajewski, Wayne Sims, Assistant Coach Craig Carse, Head Coach Dale Brown.



1999-00 LSU Fighting Tigers

28-6 • SEC Champions • NCAA Sweet Sixteen
Coach John Brady

(Front Row) Assoc. Coach Kermit Davis, Brandon Landry, Brian Green, Torris Bright, Head Coach John Brady, Jack Warner, Jeremy Comeaux, Jermaine Williams, Asst. Coach Butch Pierre; (Second Row) Admin. Asst. Scott Osborne, Trainer Drew Shea, Ronald Dupree, Brian Beshara, Brad Bridgewater, Jabari Smith, Stromile Swift, Collis Temple III, Lamont Roland, Asst. Coach Donnie Tyndall, Strength Coach Nick Buchholz.

Opponent Scores

Alabama (62-90)

Jan. 1916	H	L	25-39
Jan. 1916	H	L	25-44
Feb. 1916	A	W	25-18
Jan. 1917	H	W	34-7
Feb. 1917	A	W	38-9
Feb. 9, 1918	A	W	28-25
Feb. 9, 1920	A	W	30-11
Feb. 23, 1920	H	W	44-19
Feb. 12, 1924	A	L	8-44
Jan. 25, 1926	A	L	15-26
Jan. 26, 1926	A	W	28-22
Jan. 1929	A	L	16-38
Jan. 1929	A	L	28-37
Feb. 3, 1930	A	L	20-37
Feb. 4, 1930	A	L	22-28
Jan. 22, 1931	H	L	26-40
Jan. 23, 1931	H	L	28-37
Jan. 22, 1932	A	L	25-34
Jan. 23, 1932	A	L	25-37
Jan. 4, 1933	H	W	32-27
Jan. 5, 1933	H	L	36-40
Jan. 12, 1934	A	L	33-36
Jan. 13, 1934	A	L	29-37
Jan. 7, 1935	H	W	34-32
Jan. 8, 1935	H	W	41-39
Jan. 10, 1936	A	L	25-37
Jan. 11, 1936	A	L	34-43
Feb. 28, 1936	Knox	L	30-52
Jan. 6, 1937	H	W	43-33
Jan. 7, 1937	H	W	47-27
Feb. 7, 1938	A	L	33-41
Feb. 8, 1938	A	L	32-33
Jan. 6, 1939	H	W	33-29
Jan. 7, 1939	H	L	30-39
Jan. 15, 1940	A	W	33-28
Feb. 29, 1940	Knox	L	25-51
Jan. 6, 1941	H	W	37-28
Jan. 13, 1941	A	L (ot)	32-36
Jan. 12, 1942	A	L	28-40
Feb. 27, 1942	Lville	L (ot)	31-45
Jan. 1943	A	W	32-29
Jan. 1943	A	W	36-32
Jan. 26, 1943	Lville	W	47-41
Jan. 14, 1946	A	W	48-26
Jan. 16, 1946	H	W	44-30
Jan. 13, 1947	A	L	38-45
Feb. 7, 1947	H	W	54-43
Jan. 27, 1948	A	L	43-49
March 1, 1948	H	L	32-37
Jan. 20, 1949	H	W	51-44
Feb. 5, 1949	A	L	45-56
Jan. 20, 1950	SA	W	64-58
Feb. 3, 1950	H	L	52-60
Dec. 23, 1951	A	L	69-94
Dec. 8, 1951	H	W	68-61
Dec. 17, 1952	A	W	58-45
Feb. 22, 1954	H	W	79-61
Feb. 21, 1955	A	L	51-71
Feb. 1956	H	L	59-77
Feb. 18, 1957	A	L	70-82
Dec. 20, 1957	Char	L	50-60
Feb. 1958	H	W	58-49
Feb. 16, 1959	A	L	84-89
Feb. 15, 1960	H	W	66-53
Feb. 20, 1961	A	L	60-68
Dec. 16, 1961	Birm	W	72-63
Feb. 19, 1962	H	W	69-60
Feb. 18, 1963	A	L	71-75
Feb. 17, 1964	H	L	70-72
Feb. 6, 1965	H	W	67-64
Feb. 1965	A	L	78-90
Feb. 7, 1966	A	L	62-66
Feb. 19, 1966	H	L	73-81
Jan. 14, 1967	A	L (ot)	74-76
Feb. 18, 1967	H	L	77-86

Dec. 30, 1967	H	W	81-70
Feb. 17, 1968	A	W	99-89
Jan. 4, 1968	A	L	82-85
Feb. 8, 1968	H	W	81-75
Jan. 3, 1970	H	W	90-83
Feb. 7, 1970	A	L	104-106
Jan. 4, 1971	A	L	87-101
Feb. 6, 1971	H	W	107-78
Jan. 10, 1972	H	L	80-101
Feb. 12, 1972	A	L (4ot)	99-103
Jan. 6, 1973	A	L	66-77
Feb. 10, 1973	H	W	72-70
Jan. 19, 1974	H	L (ot)	79-80
Feb. 18, 1974	A	L	87-99
Jan. 18, 1975	A	L	67-93
Feb. 17, 1975	H	L	76-80
Jan. 17, 1976	A	L	75-113
Feb. 14, 1976	H	L	74-78
Jan. 8, 1977	A	L	77-80
Feb. 5, 1977	H	L (ot)	70-77
Jan. 4, 1978	A	L	67-70
March 6, 1978	H	W	103-85
Jan. 10, 1979	A	L	76-90
Feb. 22, 1979	H	W	86-88
Jan. 7, 1980	H	L	56-57
Feb. 6, 1980	A	W (ot)	68-66
Feb. 29, 1980	Birm	W	73-66
Jan. 14, 1981	A	W	59-56
Feb. 11, 1981	H	W	70-57
Jan. 13, 1982	A	L	86-109
Feb. 10, 1982	H	W	73-68
Jan. 22, 1983	A	L	70-75
Feb. 19, 1983	H	L	67-71
Jan. 21, 1984	H	W	85-84
Feb. 17, 1984	A	L (ot)	49-51
March 11, 1984	Nash	L (ot)	70-72
Dec. 30, 1984	H	W	63-61
Jan. 9, 1985	A	L	67-89
Jan. 9, 1986	A	L	67-83
Feb. 9, 1986	H	L	71-80
Jan. 15, 1987	A	L	65-69
Feb. 14, 1987	H	L	52-60
March 8, 1987	Atl	L	62-69
Jan. 20, 1988	H	W	67-52
Feb. 20, 1988	A	L	59-72
Jan. 21, 1989	H	W	80-76
Feb. 22, 1989	A	L	72-87
Jan. 21, 1990	A	L	55-70
Feb. 21, 1990	H	W	75-69
Jan. 15, 1991	A	W	90-80
Feb. 17, 1991	H	W	88-81
Jan. 14, 1992	A	W	89-81
Jan. 29, 1992	H	W	73-65
Jan. 6, 1993	A	L	67-77
Feb. 23, 1993	H	W	76-68
Jan. 19, 1994	H	L	67-71
Feb. 8, 1994	A	L	66-75
Jan. 17, 1995	A	W	74-61
Feb. 11, 1995	H	L	66-74
Jan. 6, 1996	H	W	99-77
Feb. 17, 1996	A	L	73-76
Jan. 25, 1997	A	L	66-75
Feb. 15, 1997	H	L	72-78
Jan. 7, 1998	H	L	57-60
Feb. 21, 1998	A	L	60-69
Jan. 15, 1999	H	W	71-70
Feb. 10, 1999	A	L (3ot)	71-72
Jan. 5, 2000	H	W	78-66
Feb. 5, 2000	A	W	93-60
Jan. 6, 2001	H	L	73-82
Feb. 3, 2001	A	L	66-76
Jan. 5, 2002	A	L	74-76
Feb. 2, 2002	H	L	48-57
Feb. 1, 2003	A	L	74-76
March 8, 2003	H	W	66-62
Jan. 10, 2004	H	W	70-66

Jan. 31, 2004	A	W	60-54
<i>Knox = Knoxville, Tenn.</i>			
<i>Lville = Louisville, Ky.</i>			
<i>SA = San Antonio, Texas</i>			
<i>Char = Charlotte, N.C.</i>			
<i>Birm = Birmingham, Ala.</i>			
<i>Nash = Nashville, Tenn.</i>			
<i>Atl = Atlanta, Ga.</i>			

LSU at home: LSU leads, 41-27
at Alabama: Alabama leads, 57-17
at Neutral sites: Alabama leads, 6-4

UAB (1-0)

Dec. 27, 2003	NO	W	78-62
<i>NO = New Orleans, La.</i>			

Alcorn State (1-0)

March 9, 1980	Den	W	98-88
Dec. 11, 1999	H	W	71-64
<i>Den = Denton, Texas</i>			

Alexandria AB (2-2)

Jan. 8, 1944	H	L	24-28
Feb. 11, 1944	A	W	42-29
Jan. 1945	A	L	31-55
Jan. 5, 1945	H	L	54-63
<i>LSU at home: Alexandria leads, 2-0</i>			
<i>at Alexandria: Tied, 1-1</i>			

Algiers Navy (1-0)

Feb. 17, 1945	H	W	84-69
---------------	---	---	-------

Appalachian State (1-0)

March 10, 1979	Blm	W	71-57
<i>Blm = Bloomington, Ind.</i>			

Arizona (3-3)

Dec. 8, 1990	H	W	92-82
Dec. 7, 1991	A	L	67-87
Feb. 13, 1999	A	L	71-78
Jan. 29, 2000	H	W	86-60
Dec. 20, 2000	A	L	75-88
Dec. 21, 2002	H	W	66-65
<i>LSU at home: LSU leads, 3-0</i>			
<i>at Arizona: Arizona leads, 3-0</i>			

Arkansas (14-24)

Dec. 9, 1949	H	W	62-46
Feb. 15, 1951	LR	L	50-64
Dec. 9, 1958	Sport	W	67-58
Dec. 21, 1961	Sport	L(ot)	81-84
Dec. 19, 1963	LR	W	72-70
Dec. 29, 1977	H	L	62-67
Dec. 20, 1979	LR	W	56-55
Nov. 29, 1980	Anch	L	76-86
March 20, 1981	NO	W	72-56
Jan. 11, 1992	H	L	90-101
March 3, 1992	A	L(ot)	92-106
Feb. 2, 1993	H	L	79-91
March 3, 1993	A	L	75-88
Jan. 11, 1994	A	L	83-84
March 2, 1994	H	L(ot)	105-108
Jan. 31, 1995	A	L	81-105
Feb. 22, 1995	H	L	90-92
Jan. 30, 1996	A	L	68-76
March 2, 1996	H	L	79-94
Jan. 11, 1997	A	L	59-82
March 1, 1997	H	W	66-64
Jan. 4, 1998	A	L	59-62
Jan. 28, 1998	H	L	68-85
Jan. 2, 1999	H	L	75-80
Jan. 27, 1999	A	L	64-86
Jan. 26, 2000	H	W	96-75
Feb. 19, 2000	A	W	78-67
March 11, 2000	Atl	L	67-69

Jan. 27, 2001	H	L	52-59
Feb. 17, 2001	A	L	70-87
March 9, 2001	Nash	L	72-77
Jan. 13, 2002	H	W	75-69
Feb. 16, 2002	A	W	67-63
Jan. 22, 2003	A	L	65-73
Feb. 22, 2003	H	W	75-56
March 13, 2003	NO	W	85-56
Jan. 6, 2004	A	W	66-55
Feb. 7, 2004	H	W	65-52

LR = Little Rock, Ark.
Sport = Shreveport, La.
Anch = Anchorage, Alaska
NO = New Orleans, La.
Nash = Nashville, Tenn.
LSU at home: Arkansas leads, 9-6
at Arkansas: Arkansas leads, 10-3
at Neutral Sites: Tied, 5-5

Arkansas State (2-1)

Dec. 4, 1986	H	W	73-61
Dec. 19, 1988	A	L	52-66
Dec. 18, 1990	H	W	98-74

Army (1-1)

March 21, 1970	MSG	L	68-75
Dec. 21, 1978	MSG	W	83-77
<i>MSG = Madison Square Garden, NY</i>			

Atlanta AC (0-1)

1916	A	L	16-64
------	---	---	-------

Auburn (72-56)

Feb. 10, 1912	A	L	15-38
1916	A	L	23-24
1917	A	W	37-12
Jan. 18, 1918	H	W	43-31
Jan. 19, 1918	H	W	34-27
Feb. 13, 1920	A	L	21-33
Jan. 1929	A	W	45-28
Jan. 1929	A	W	65-28
Feb. 7, 1930	H	W	44-27
Feb. 8, 1930	H	W	49-45
Feb. 8, 1932	H	L	34-48
Feb. 9, 1932	H	L	30-34
Feb. 27, 1932	Atl	L	22-30
Jan. 25, 1933	A	W	26-25
Jan. 26, 1933	A	L	24-25
Feb. 20, 1933	Atl	W	57-33
Feb. 5, 1934	H	W	40-17
Feb. 6, 1934	H	W	38-16
Feb. 1, 1937	A	L	24-37
Feb. 2, 1937	A	W	54-34
March 3, 1938	H	W	60-34
Jan. 5, 1940	H	W	50-39
Jan. 6, 1940	H	L	26-42
Feb. 11, 1941	A	L	49-50
Feb. 17, 1942	H	W	63-49
Jan. 1943	A	W	62-37
Feb. 25, 1943	Lville	W	67-38
Feb. 15, 1947	H	W	74-53
Jan. 24, 1948	A	L	48-51
Feb. 4, 1950	A	L	66-70
Feb. 13, 1950	H	W	76-61
March 3, 1950	Lville	W	73-45
Feb. 5, 1951	A	W	75-74
Feb. 16, 1952	H	W	70-64
Feb. 14, 1953	A	W	65-57
Feb. 20, 1954	H	W	77-59
Feb. 19, 1955	A	L	71-75
Feb. 1956	H	L	71-80
Feb. 16, 1957	A	L	62-99
March 1958	H	L	58-76
Feb. 14, 1959	A	L	67-115
Feb. 13, 1960	H	L	61-63
Feb. 18, 1961	A	L	65-61

Opponent Scores

Dec. 15, 1961	Birm	L	50-67
Feb. 17, 1962	H	L	50-55
Feb. 16, 1963	A	L	57-82
Feb. 15, 1964	H	W	86-66
Feb. 13, 1965	A	L	60-101
Jan. 8, 1966	H	L	66-74
Jan. 3, 1967	A	L	59-70
Feb. 8, 1967	H	L	63-80
Jan. 3, 1968	H	W	76-72
Feb. 7, 1968	A	L	69-74
Jan. 11, 1969	A	L	71-90
Feb. 15, 1969	H	W	93-81
Jan. 10, 1970	H	L	70-79
Feb. 16, 1970	A	W	70-64
Jan. 9, 1971	A	W	106-92
Feb. 15, 1971	H	W	114-94
Jan. 15, 1972	H	L	73-77
Feb. 14, 1972	A	L	77-85
Jan. 13, 1973	A	W	79-60
Feb. 12, 1973	H	W	76-74
Jan. 26, 1974	A	W	87-76
Feb. 25, 1974	H	L	89-96
Jan. 25, 1975	H	L	78-87
Feb. 24, 1975	A	L	96-110
Jan. 3, 1976	H	L	86-102
March 6, 1976	A	L	80-90
Jan. 29, 1977	H	W	77-73
Feb. 26, 1977	A	W	86-76
Jan. 23, 1978	H	W	90-79
Feb. 20, 1978	A	W (ot)	101-95
Jan. 15, 1979	H	W	94-82
Feb. 12, 1979	A	W	78-68
Jan. 16, 1980	H	W	93-82
Feb. 13, 1980	A	W	50-44
Jan. 21, 1981	A	W	74-64
Feb. 18, 1981	H	W	58-47
Jan. 20, 1982	H	W	69-68
Feb. 17, 1982	A	L	72-82
Jan. 29, 1983	H	L	62-64
Feb. 26, 1983	A	W	87-61
Jan. 27, 1984	A	L	78-80
Feb. 25, 1984	H	W	81-80
Jan. 26, 1985	H	W	80-62
Feb. 27, 1985	A	W	78-73
March 7, 1985	Birm	L	55-58
Feb. 4, 1986	A	W	63-61
Feb. 26, 1986	H	L	86-92
Jan. 28, 1987	H	W	75-73
March 1, 1987	A	L	62-100
Feb. 3, 1988	A	W	78-69
March 5, 1988	H	L	80-89
Jan. 7, 1989	H	W	104-77
Feb. 8, 1989	A	W	104-91
Jan. 6, 1990	A	W	77-70
Feb. 7, 1990	H	W	82-71
March 9, 1990	Orl	L	76-78
Jan. 12, 1991	A	W	96-84
Feb. 13, 1991	H	W	98-61
March 8, 1991	Nash	L	77-92
Jan. 8, 1992	A	W	87-70
Feb. 22, 1992	H	W	99-82
Jan. 9, 1993	H	W	87-81
Feb. 13, 1993	A	W	75-73
Jan. 8, 1994	H	W	83-72
Feb. 12, 1994	A	L	83-111
Jan. 11, 1995	A	W	76-73
Feb. 25, 1995	H	W	89-78
Jan. 21, 1996	A	L	87-95
Feb. 24, 1996	H	W	93-67
Jan. 22, 1997	H	W	75-59
Feb. 8, 1997	A	L	72-76
Jan. 14, 1998	H	W	59-54
Feb. 14, 1998	A	L	44-66
Jan. 9, 1999	H	L	70-73
Feb. 6, 1999	A	L	54-80
Feb. 9, 2000	H	W	83-68

March 1, 2000	A	W	55-53
Jan.13, 2001	A	L	69-85
Feb.10, 2001	H	L	65-76
Jan.19, 2002	H	W	75-58
March 2, 2002	A	W	59-54
Feb. 8, 2003	A	L	54-56
Feb. 26, 2003	H	W	94-63
Feb. 18, 2004	H	L	68-80
March 6, 2004	A	L	66-78

*Atl = Atlanta, Ga.
Lvile = Louisville, Ky.
Birm = Birmingham, Ala.
Orl = Orlando, Fla.
Nash = Nashville, Tenn.
LSU at home: LSU leads, 40-20
at Auburn: Auburn leads, 31-29
at Neutral Sites: Auburn leads, 5-3*

Ball State (0-1)
March 19, 2002 H L 65-75

Barksdale AFB (1-1)
Jan. 28, 1944 H L 44-47
Feb. 14, 1944 A W 46-41

Baton Rouge HS (1-0)
Feb. 18, 1909 H W 36-14

Baylor (3-4)
Feb. 23, 1921 A L 20-32
Feb. 24, 1921 A W 34-33
Dec. 14, 1946 H W 61-34
Dec. 19, 1956 H W 84-76
Dec. 5, 1964 H L 72-84
Jan. 7, 1971 H L 83-90
Dec. 6, 1971 A L 77-81

*LSU at home: Tied, 2-2
at Baylor: Baylor leads, 2-1*

Baytown (Humble) (1-0)
1941 A W 54-44

Belmont (1-0)
Dec. 29, 1998 H W 82-63

Bergstrom Field (1-0)
Feb. 5, 1944 H W 53-46

Bessemer AC (0-2)
Feb. 10, 1911 A L 17-37
Feb. 9, 1912 A L 20-42

Birmingham AC (3-4)
Feb. 9, 1911 A L 17-45
Feb. 8, 1912 A L 7-54
Feb. 1916 A L 30-39
Feb. 1917 A W 37-13
Feb. 8, 1918 A L 23-33
Feb. 8, 1918 A W 33-22
Feb. 10, 1920 A W 28-19

Birmingham High (1-0)
Feb. 11, 1911 A W 23-21

Birmingham Southern (4-0)
Dec. 5, 1951 H W 77-40
Dec. 5, 1952 H W 98-38
Dec. 6, 1956 H W 60-59
Dec. 4, 1958 H W 79-72

Birmingham YMCA (1-0)
Feb. 11, 1911 A W 23-21

Bogalusa (1-0)
Dec. 16, 1940 H W 52-43

Boston University (2-0)
Dec. 30, 1973 H W 102-64
Dec. 28, 1979 H W 92-72

Brigham Young (1-1)
Dec. 1960 Gville L 57-67
March 19, 1992 Boise W 94-83
*Gville = Greenville, S.C.
Boise = Boise, Idaho*

Brigham Young-Hawaii (2-0)
Nov. 30, 1985 A W 89-71
Dec. 31, 1986 A W 85-70

California (2-1)
Nov. 29, 1975 H W 85-68
Dec. 22, 1976 A W 69-67
March 18, 1993 Chi L 64-66
Chi = Chicago, Ill.

UCLA (0-7)
Dec. 30, 1950 A L 66-95
Dec. 27, 1965 A L 89-95
Dec. 23, 1969 A L 84-133
Dec. 23, 1981 NO L 76-83
Dec. 20, 1982 A L 68-82
Dec. 18, 1993 A L 80-100
Dec. 17, 1994 H L 72-92
*NO = New Orleans, La.
LSU at home: UCLA leads, 1-0
at UCLA: UCLA leads, 5-0
at Neutral Sites: UCLA leads, 1-0*

Cal State-L.A. (1-0)
Dec. 8, 1989 H W 82-57

Campbell (2-0)
Dec. 16, 1992 H W 93-71
Nov. 17, 2002 H W 83-59

Camp Livingston (1-0)
Jan. 1943 H W 101-50

Camp Polk (1-0)
Jan. 13, 1945 H W 56-44

Camp Van Dorn (2-0)
Jan. 12, 1944 H W 51-15
Feb. 8, 1944 A W 42-38

Canisius (0-2)
Dec. 21, 1946 A L 50-59
Dec. 13, 1947 A L 44-59

Centenary (7-1)
Dec. 21, 1914 A W 38-17
Dec. 28, 1956 A L 75-83
Dec. 19, 1995 H W 65-63
Nov. 24, 1997 H W 59-41
Dec. 21, 1999 A W 80-52
Jan. 17, 2001 H W 85-44
Jan. 15, 2003 H W 112-65
Jan. 3, 2004 A W 66-63

Central Conn. State (1-0)
Jan. 20, 1993 H W 86-53

City College-N.Y. (1-0)
Nov. 28, 1975 H W 109-73

Chaminade (2-0)
Nov. 26, 1982 A W 75-62
Dec. 29, 1988 A W 94-79

Chapman (1-0)
Dec. 7, 1990 H W 101-68

Clemson (3-2)
Dec. 28, 1955 Jville L 95-100
Dec. 29, 1966 Gville L 82-92
Jan. 24, 1968 H W 104-81
Dec. 7, 1968 A W 86-85
Dec. 20, 1969 A W 111-103
*Jville = Jacksonville, Fla.
Gville = Greenville, S.C.*

Cleveland State (1-0)
Dec. 18, 1982 H W 115-77

Colgate (2-0)
Dec. 29, 1978 H W 100-73
Nov. 28, 1980 Anch W 79-61
Anch = Anchorage, Alaska

Columbus AC (Ga) (0-1)
Feb. 1916 A L 21-42

Connecticut (0-1)
March 14, 1991 Minn L 62-79
Minn = Minneapolis, Minn.

Coppin State (0-1)
Dec. 22, 1994 H L 66-69

Cornell (3-0)
Dec. 28, 1962 Mia W 55-48
Dec. 23, 1975 H W 87-71
Dec. 30, 1995 H W 70-60
Mia = Miami, Fla.

Corpus Christi (0-1)
Feb. 13, 1946 H L 46-51

Creighton (0-1)
Dec. 30, 1964 OKC L 79-93
OKC = Oklahoma City, Okla.

Dayton (0-2)
March 16, 1984 SLC L 66-74
Nov. 26, 1995 Haw L 73-86
*SLC = Salt Lake City, Utah
Haw = Honolulu, Hawaii*

Delaware (1-0)
Dec. 29, 1979 H W 92-64

Delaware State (1-0)
Dec. 3, 2002 H W 65-44

Denison (1-0)
Jan. 1, 1987 Haw W 99-45
Haw = Honolulu, Hawaii

Denver (1-0)
Dec. 18, 1964 Evan W 88-82
Evan = Evansville, Ind.

DePaul (3-3)
Feb. 5, 1940 A L 28-53
Dec. 26, 1970 OKC W 91-72
Dec. 30, 1975 H L 67-70
Dec. 21, 1977 H W 68-67
Jan. 20, 1980 A L 75-78
March 20, 1987 Cinn W 63-58
*OKC = Oklahoma City, Okla.
Cinn = Cincinnati, Ohio
LSU at home: Tied, 1-1
at DePaul: DePaul leads, 2-0
at Neutral Sites: LSU leads, 2-0*

Opponent Scores

Dixon Academy (2-0)

Jan. 30, 1909	A	W	35-20
March 6, 1909	H	W	21-12

Drake (1-0)

Jan. 2, 1993	H	W	94-86
--------------	---	---	-------

Duke (1-5)

March 3, 1930	Atl	L	34-43
Dec. 1960	A	L (ot)	74-80
Dec. 20, 1974	Col	W	105-95
Feb. 10, 1991	A	L	70-88
Feb. 8, 1992	H	L	67-77
Dec. 22, 1992	Maui	L	67-96

Atl = Atlanta, Ga.

Col = Columbia, S.C.

Maui = Maui, Hawaii

LSU at home: Duke leads, 1-0

at Duke: Duke leads, 2-0

at Neutral Sites: Duke leads, 2-1

Duquesne (1-0)

Dec. 30, 1968	OKC	W	94-91
---------------	-----	---	-------

OKC = Oklahoma City, Okla.

Dupont-Ethyl (1-0)

Jan. 20, 1945	H	W	82-52
---------------	---	---	-------

Evansville (0-1)

Dec. 19, 1964	A	L	73-93
---------------	---	---	-------

Farleigh-Dickinson (1-0)

Dec. 22, 1975	H	W	93-70
---------------	---	---	-------

Florida (56-35)

Feb. 28, 1947	Lville	W	60-45
Jan. 5, 1948	H	L	36-38
Dec. 11, 1948	A	W	52-50
Dec. 17, 1949	H	W	73-49
March 2, 1950	Lville	W	66-57
Dec. 9, 1950	A	W	77-59
Feb. 23, 1952	H	W	65-57
March 1952	Lville	W	77-69
Feb. 10, 1953	A	W	68-56
Jan. 11, 1954	H	W	91-59
Jan. 10, 1955	A	L	73-78
Jan. 1956	H	W	91-90
Jan. 8, 1957	A	L	50-74
Jan. 1958	H	L	57-81
Jan. 5, 1959	A	L	63-69
Jan. 2, 1960	H	L	63-73
Jan. 1961	A	L	75-79
Jan. 6, 1962	H	W	74-57
Jan. 5, 1963	A	W	72-63
Jan. 6, 1964	H	W	87-65
Jan. 4, 1965	A	L	62-102
Feb. 28, 1966	H	W	86-73
Jan. 7, 1967	H	L	70-87
Feb. 11, 1967	A	L	71-95
Jan. 6, 1968	A	L	90-97
Feb. 10, 1968	H	W (ot)	93-92
Dec. 18, 1968	H	W (ot)	93-89
Feb. 12, 1969	A	L	79-95
Feb. 4, 1970	A	W	97-75
Feb. 11, 1970	H	W	94-85
Dec. 18, 1970	H	W	87-77
Feb. 10, 1971	A	W	86-74
Dec. 22, 1971	A	L	81-92
Jan. 24, 1972	H	W	84-73
Dec. 22, 1972	H	W	67-54
Jan. 22, 1973	A	L	70-73
Jan. 7, 1974	A	L	68-72
Feb. 9, 1974	H	W	102-81
Jan. 6, 1975	H	W	92-91
Feb. 8, 1975	A	L	76-92
Jan. 5, 1976	H	W	85-79

March 8, 1976	A	L	81-94
Jan. 31, 1977	H	L	68-83
Feb. 28, 1977	A	W	79-74
Jan. 21, 1978	H	L	70-74
Feb. 18, 1978	A	L	72-73
Jan. 13, 1979	H	W	80-72
Feb. 10, 1979	A	W (ot)	88-82
Dec. 1, 1979	H	W	112-81
Jan. 26, 1980	A	W	66-58
Feb. 28, 1980	Birm	W	95-82
Jan. 3, 1981	A	W	92-66
Jan. 31, 1981	H	W	92-75
March 5, 1981	Birm	W	85-73
Jan. 2, 1982	H	W	61-60
Jan. 30, 1982	A	W	61-59
Feb. 1, 1983	H	W	78-69
Feb. 28, 1983	A	W (ot)	91-87
Feb. 1, 1984	A	L	60-78
Feb. 27, 1984	H	W	77-73
Jan. 23, 1985	H	W	86-68
Feb. 23, 1985	H	W	61-59
Jan. 22, 1986	A	L	65-74
Feb. 22, 1986	H	W	80-69
March 6, 1986	Lex	W	72-66
Dec. 16, 1986	A	L	75-96
Jan. 21, 1987	H	L	51-75
March 6, 1987	Atl	W	72-66
Jan. 27, 1988	A	L	50-61
March 6, 1988	H	W	86-69
Dec. 10, 1988	A	W	111-101
March 1, 1989	H	L	95-104
Jan. 27, 1990	H	W	70-52
Feb. 27, 1990	A	L	63-76
Jan. 26, 1991	H	W	76-66
Feb. 27, 1991	A	W	79-66
Feb. 5, 1992	A	W	70-50
Jan. 16, 1993	H	W	85-51
Jan. 5, 1994	A	L	73-74
Jan. 3, 1995	H	W	70-66
Jan. 27, 1996	A	L	70-73
Jan. 7, 1997	H	W (ot)	88-82
Jan. 17, 1998	A	W	66-63
Jan. 20, 1999	H	L	58-77
Mar. 4, 1999	Atl	L	75-97
Jan. 12, 2000	A	L	57-82
Feb. 13, 2001	H	L (ot)	74-81
Jan. 16, 2002	A	L	70-102
Jan. 28, 2003	H	L	53-70
March 14, 2003	NO	W	65-61
Feb. 14, 2004	A	W	73-70

Lville = Louisville, Ky.

Birm = Birmingham, Ala.

Lex = Lexington, Ky.

Atl = Atlanta, Ga.

NO = New Orleans

LSU at home: LSU leads, 31-11

at Florida: Florida leads, 23-17

at Neutral Sites: LSU leads, 8-1

Florida State (2-2)

Dec. 1957	H	W	67-51
Dec. 27, 1958	A	L	67-82
Dec. 1, 1959	H	W	89-78
Dec. 16, 1967	Mil	L	100-130

Mil = Milwaukee, Wis.

Fordham (1-0)

Dec. 28, 1953	NO	W	65-49
---------------	----	---	-------

NO = New Orleans, La.

Fresno State (1-2)

Dec. 28, 1996	H	W#	79-75
Nov. 26, 1997	A	L	65-90
Nov. 28, 1999	Hon	W	95-85

= Game forfeited by NCAA

Hon = Honolulu, Hawaii

Furman (0-1)

Dec. 1960	A	L (3ot)	55-56
-----------	---	---------	-------

George Mason (1-0)

Dec. 3, 1994	H	W	127-104
--------------	---	---	---------

Georgetown (4-2)

March 15, 1970	NYC	W	83-82
Jan. 6, 1972	H	W	90-71
Nov. 30, 1980	Anch	W	76-67
Feb. 2, 1986	A	L	72-74
March 18, 1988	Hford	L	63-66
Jan. 28, 1989	NO	W	82-80

Georgia (55-39)

Feb. 11, 1920	A	L	15-32
Dec. 23, 1935	H	W	46-34
March 2, 1939	Knox	W	50-28
Jan. 1943	A	W	54-39
March 2, 1946	Lville	W	60-41
Feb. 6, 1951	A	L	65-68
Jan. 18, 1952	H	W	98-60
Jan. 19, 1953	A	W	55-50
Jan. 8, 1954	H	W	97-62
Jan. 9, 1954	H	W	100-53
Jan. 8, 1955	A	L (ot)	70-76
Dec. 29, 1955	Jville	W	91-86
Jan. 7, 1956	H	W	96-77
Jan. 6, 1957	A	L	70-78
Jan. 1958	H	L	56-59
Dec. 29, 1958	Jville	W	63-60
Jan. 3, 1959	A	W	79-66
Dec. 29, 1959	Jville	L	67-79
Jan. 4, 1960	H	W	81-77
Jan. 1961	A	L	66-80
Jan. 8, 1962	H	W	76-57
Jan. 7, 1963	A	L (ot)	67-76
Jan. 4, 1964	H	W	81-63
Jan. 2, 1965	H	W	70-69
Jan. 1, 1966	A	L	52-82
Jan. 9, 1967	H	W	87-85
Feb. 13, 1967	A	L	65-78
Jan. 8, 1968	A	W	79-76
Feb. 12, 1968	H	L	73-78
Dec. 21, 1968	H	W	98-89
March 8, 1969	A	W (2ot)	90-80
Feb. 18, 1970	H	W	88-86
March 7, 1970	A	W	99-88
Dec. 21, 1970	H	W	97-76
March 6, 1971	A	W	69-66
Dec. 20, 1971	A	L	95-115
Jan. 22, 1972	H	W	69-68
Dec. 16, 1972	H	L	62-66
Jan. 20, 1973	A	W	56-55
Jan. 21, 1974	H	W	90-83
Feb. 23, 1974	A	W	84-79
Jan. 20, 1975	A	W	90-89
Feb. 22, 1975	H	W (ot)	96-90
Jan. 24, 1976	H	L	79-83
Feb. 21, 1976	A	L	70-75
Jan. 17, 1977	H	W	97-77
Feb. 14, 1977	A	W	75-69
Jan. 7, 1978	H	W	96-78
Feb. 4, 1978	A	W	89-68
Jan. 3, 1979	H	W	97-75
Jan. 27, 1979	A	L	88-93
Jan. 12, 1980	A	L (2ot)	72-73
Feb. 9, 1980	H	W	96-77
Jan. 17, 1981	H	W	78-65
Feb. 14, 1981	A	W	64-62
March 6, 1981	Birm	L	60-68
Jan. 16, 1982	A	W	54-53
Feb. 13, 1982	H	L	51-57
Jan. 8, 1983	H	W	60-56
Feb. 5, 1983	A	W	70-59
Jan. 5, 1984	A	W	81-77

Feb. 4, 1984	H	W (ot)	69-68
Jan. 2, 1985	A	W	79-74
Feb. 2, 1985	H	L	58-59
Feb. 1, 1986	A	L	76-92
Jan. 10, 1987	H	L (ot)	63-64
Feb. 11, 1987	A	L	57-63
March 7, 1987	Atl	W (2ot)	89-88
Jan. 16, 1988	A	L	50-59
Feb. 17, 1988	H	W	63-62
Jan. 25, 1989	A	W	80-79
Feb. 20, 1989	H	W	97-83
Jan. 24, 1990	H	L (ot)	92-94
Feb. 25, 1990	A	L	85-86
Jan. 7, 1991	H	W	83-76
Feb. 8, 1991	A	W	89-86
Feb. 11, 1992	H	L	62-64
Feb. 27, 1993	A	L	78-81
Feb. 19, 1994	H	L	84-100
March 10, 1994	Mem	L	70-83
Feb. 18, 1995	A	L	89-98
Feb. 7, 1996	H	L	82-85
Feb. 22, 1997	A	L	59-82
March 6, 1997	Mem	L	54-75
Jan. 24, 1998	H	L	52-61
Feb. 20, 1999	A	L	57-59
Jan. 19, 2000	H	W	61-57
Jan. 21, 2001	A	L	63-68
March 8, 2001	Nash	W	63-62
Feb. 23, 2002	H	L	54-55
March 8, 2002	Atl	W	78-76
Jan. 5, 2003	H	L	63-89
Jan. 28, 2004	H	W	63-59

Knox = Knoxville, Tenn.

Lville = Louisville, Ky.

Jville = Jacksonville, Fla.

Birm = Birmingham, Ala.

Atl = Atlanta, Ga.

Mem = Memphis, Tenn.

Nash = Nashville, Tenn.

LSU at home: LSU leads, 29-13

at Georgia: Georgia leads, 22-19

at Neutral Sites: LSU leads, 7-4

Georgia State (1-0)

Dec. 28, 1994	H	W	105-70
---------------	---	---	--------

Georgia Navy (1-0)

Jan. 1943	A	W	50-34
-----------	---	---	-------

Georgia Tech (20-14)

Feb. 10, 1927	H	W	29-27
Feb. 26, 1932	A	W	36-33
Feb. 4, 1938	H	W	47-35
Feb. 9, 1939	A	L	35-37
Feb. 2, 1940	H	L	33-34
Feb. 10, 1941	A	W	43-41
Feb. 6, 1942	H	W	

Opponent Scores

Feb. 10, 1962	A	W	52-51
Feb. 9, 1963	H	W	56-54
Feb. 7, 1964	A	L	49-51
March 20, 1986	A	W	70-64
Dec. 14, 1986	H	W	52-44
March 15, 1987	Chi	W	85-79
Dec. 16, 1987	A	L	70-87
March 17, 1990	Knox	L	91-94

Lville = Louisville, Ky.

Chi = Chicago, Ill.

Knox = Knoxville, Tenn.

LSU at home: LSU leads, 10-5

at Georgia Tech: Tied, 8-8

at Neutral Sites: LSU leads, 2-1

Grambling State (1-0)

Nov. 20, 2000	H	W	112-37
---------------	---	---	--------

Gulfport Navy (0-3)

Jan. 20, 1944	A	L	40-44
Jan. 9, 1945	A	L	41-73
Feb. 20, 1945	H	L	62-84

Hammond Air Base (1-0)

Feb. 14, 1945	A	W	66-36
---------------	---	---	-------

Harding Field (2-1)

Dec. 1942	H	W	92-42
Dec. 20, 1943	A	W	54-29
Jan. 26, 1944	H	L	48-50

Hardin-Simmons (4-0)

Dec. 30, 1947	FtW	W	62-46
Dec. 14, 1985	H	W	87-71
Dec. 19, 1986	H	W	77-71
Dec. 30, 1989	H	W	100-66

FtW = Fort Worth, Texas

Hawaii (0-1)

Nov. 28, 1982	A	L	66-68
---------------	---	---	-------

Hawaii-Hilo (2-0)

Dec. 3, 1985	A	W	70-61
Nov. 24, 2001	A	W	64-62

Hawaii-Loa (1-0)

Dec. 2, 1985	A	W	77-68
--------------	---	---	-------

Hawaii-Pacific (2-0)

Nov. 27, 1982	A	W	98-76
Dec. 1, 1985	A	W	101-89

Holy Cross (1-1)

March 14, 1953	Ral	W	81-73
Dec. 29, 1953	NO	L	56-66

Ral = Raleigh, N.C.

NO = New Orleans, La.

Houston (5-7)

Dec. 22, 1962	A	W	74-73
Dec. 15, 1965	A	L	87-110
Dec. 27, 1971	A	L	66-100
Dec. 29, 1981	NO	L	69-73
Dec. 6, 1983	H	L	91-100
Dec. 8, 1984	A	L	73-81
Dec. 30, 1997	H	W	72-50
Nov. 30, 1998	A	L	55-67
Nov. 28, 2001	A	W	61-59
Dec. 20, 2001	H	W	73-69
Jan. 8, 2003	H	W	80-51
Dec. 30, 2003	A	L	52-60

NO = New Orleans

LSU at home: LSU leads, 3-1

at Houston: Houston leads, 5-2

at Neutral Sites: Houston leads, 1-0

Houston Baptist (1-0)

Dec. 19, 1983	H	W	60-59
---------------	---	---	-------

Houma Navy (2-0)

Jan. 14, 1944	H	W	43-31
Feb. 3, 1944	A	W	36-27

Howard (1-0)

Dec. 27, 1999	H	W	81-55
---------------	---	---	-------

Illinois (0-2)

Dec. 22, 1988	H	L	100-127
Dec. 22, 1990	A	L	96-102

Illinois-Chicago (1-0)

Dec. 30, 1986	Hon	W	117-84
---------------	-----	---	--------

Hon = Honolulu, Hawaii

Indiana (0-5)

March 17, 1953	KC	L	67-80
March 13, 1954	IC	L	62-73
March 28, 1981	Phil	L	49-67
March 22, 1987	Cin	L	76-77
March 21, 1992	Boi	L	79-89

KC = Kansas City, Mo.

IC = Iowa City, Iowa

Phil = Philadelphia, Pa.

Cin = Cincinnati, Ohio

Boi = Boise, Idaho

Iona (1-0)

Dec. 22, 1973	H	W	105-78
---------------	---	---	--------

Iowa (2-1)

Dec. 28, 1963	Port	W	92-81
Nov. 26, 1996	Maui	W*	70-60
March 13, 2002	A	W	63-61

**Game forfeited by NCAA*

Port = Portland, Ore.

Maui = Maui, Hawaii

Jackson AFB (1-0)

Jan. 16, 1945	A	W	50-32
---------------	---	---	-------

Jacksonville (0-1)

Dec. 30, 1959	A	L	63-72
---------------	---	---	-------

Jackson State (2-1)

Dec. 22, 1995	H	L	76-87
Dec. 14, 1997	H	W	57-49
Dec. 12, 1998	H	W	72-53

Jefferson College (5-0)

Dec. 1915	H	W	55-18
Dec. 13, 1917	H	W	42-18
Feb. 1, 1919	H	W	66-18
Dec. 30, 1919	H	W	46-15
Dec. 31, 1919	H	W	57-24

Kansas (1-3)

Dec. 12, 1953	H	W	68-63
Dec. 6, 1954	A	L	58-83
Nov. 17, 1989	H	L	83-89
Nov. 25, 1996	Maui	L	53-82

Maui = Maui, Hawaii

Keesler Field (8-2)

Jan. 8, 1944	A	L	53-60
Feb. 5, 1945	H	W	60-57
Dec. 17, 1945	A	L	58-69
Dec. 18, 1945	A	W	78-61
Jan. 9, 1946	H	W	56-39
Dec. 4, 1946	H	W	81-48
Nov. 28, 1948	H	W	85-33
Dec. 10, 1948	A	W	95-42
Nov. 25, 1949	H	W	62-46

Dec. 6, 1950	H	W	72-41
--------------	---	---	-------

Kentucky (21-74)

Feb. 22, 1933	Atl	L	38-51
Feb. 26, 1937	Knox	L	37-57
March 3, 1939	Knox	L	34-53
March 3, 1944	Lville	L	28-55
Feb. 1945	Lville	L	37-63
March 2, 1946	N	L	36-59
March 1948	N	L	47-63
Jan. 31, 1951	H	L	59-81
Jan. 5, 1952	A	L	47-57
March 1952	N	L	43-44
March 9, 1954	Nash	L	56-63
Dec. 4, 1954	A	L	58-74
Jan. 17, 1955	H	L	62-64
Dec. 3, 1955	H	L	52-62
Jan. 14, 1956	A	L	65-107
Jan. 12, 1957	H	L	46-51
Jan. 1958	A	L	52-97
Jan. 10, 1959	H	L	61-76
Jan. 9, 1960	A	L	45-77
Jan. 1961	H	W	73-59
Jan. 12, 1962	A	L	63-84
Jan. 11, 1963	H	L	56-63
Jan. 10, 1964	A	L	84-103
Jan. 9, 1965	H	L	66-79
Jan. 24, 1966	A	L	85-111
Jan. 28, 1967	A	L	72-102
Feb. 4, 1967	H	L	84-105
Jan. 27, 1968	H	L	95-121
Feb. 3, 1968	A	L	96-109
Jan. 25, 1969	H	L	96-108
Feb. 22, 1969	A	L	89-103
Jan. 24, 1970	A	L	96-109
Feb. 21, 1970	H	L	105-121
Jan. 23, 1971	H	L	79-82
Feb. 20, 1971	A	L	73-110
Jan. 29, 1972	A	L	71-89
Feb. 26, 1972	H	W	88-71
Jan. 27, 1973	H	L	71-86
Feb. 24, 1973	A	L	76-94
Jan. 5, 1974	H	W	95-84
Feb. 4, 1974	A	L	70-73
Jan. 4, 1975	A	L	80-115
Feb. 3, 1975	H	L	76-77
Feb. 2, 1976	A	L	71-85
Feb. 1, 1976	H	L	70-85
Jan. 22, 1977	A	L	72-87
Feb. 19, 1977	H	L	76-90
Jan. 14, 1978	A	L	76-96
Feb. 11, 1978	H	W (ot)	95-94
Jan. 6, 1979	A	W	93-89
Feb. 3, 1979	H	W	70-61
March 2, 1979	Birm	L	67-80
Jan. 28, 1980	A	W	65-60
Feb. 24, 1980	H	L (ot)	74-76
March 1, 1980	Birm	W	80-78
Jan. 19, 1981	H	W	81-67
March 1, 1981	A	L	71-73
Jan. 25, 1982	A	L	65-76
Feb. 27, 1982	H	W	94-78
Jan. 5, 1983	A	L	50-52
March 5, 1983	H	W	74-60
Jan. 7, 1984	H	L	80-96
March 5, 1984	A	L	68-90
Jan. 31, 1985	A	L	43-53
March 22, 1985	H	W	67-61
Jan. 29, 1986	H	L	52-54
March 1, 1986	A	L	57-68
March 7, 1986	A	L	58-61
March 22, 1986	Atl	W	59-57
Jan. 18, 1987	A	W	76-41
Feb. 21, 1987	H	W	65-52
Jan. 23, 1988	H	L	61-76
Feb. 24, 1988	A	L	65-92

March 12, 1988	H	L	80-86
Jan. 14, 1989	A	W	64-62
Feb. 15, 1989	H	W	99-80
Jan. 13, 1990	H	W	94-81
Feb. 15, 1990	A	L	95-100
Jan. 5, 1991	A	L	80-93
Feb. 5, 1991	H	W	107-88
Feb. 2, 1992	H	W	74-53
March 14, 1992	Birm	L	74-80
Jan. 26, 1993	A	L	67-105
March 14, 1993	A	L	65-82
Feb. 15, 1994	H	L	95-99
March 4, 1995	A	L	80-127
Jan. 16, 1996	H	L	97-129
Feb. 12, 1997	A	L	48-84
Feb. 4, 1998	H	L	61-63
Jan. 30, 1999	A	L	62-86
Feb. 13, 2000	H	W	70-57
Feb. 21, 2001	A	L	61-84
Feb. 9, 2002	H	L	56-68
Feb. 15, 2003	A	L	57-68
Feb. 29, 2004	H	L	64-70

Atl = Atlanta, Ga.

Knox = Knoxville, Tenn.

Lville = Louisville, Ky.

Nash = Nashville, Tenn.

Birm = Birmingham, Ala.

LSU at home: Kentucky leads, 26-15

at Kentucky: Kentucky leads, 36-4

at Neutral Sites: Kentucky leads, 12-2

Lafayette (Pa.) (2-0)

Dec. 19, 1957	Char	W	80-72
Dec. 30, 1996	H	W	64-43

Char = Charlotte, N.C.

Lamar (3-1)

March 14, 1981	Aus	W	100-78
Dec. 16, 1985	A	W	74-57
Dec. 4, 1989	H	W	116-76
Dec. 1, 1997	H	L	64-70

Aus = Austin, Texas

Lebanon Valley (1-0)

March 13, 1953	Ral	W	89-76
----------------	-----	---	-------

Ral = Raleigh, N.C.

Long Island (1-0)

Dec. 15, 1947	A	L	47-67
---------------	---	---	-------

Louisiana College (28-6)

Dec. 19, 1913	A	W	17-15
Jan. 17, 1914	H	W	27-24
Feb. 1915	H	W	30-4
Jan. 1916	H	W	14-11
Jan. 1916			

Opponent Scores

Jan. 4, 1930	A	L	15-55
Dec. 7, 1953	H	W	128-74
Dec. 1, 1954	H	W	80-63
Dec. 1, 1955	H	L	79-84
Dec. 3, 1956	H	W	89-81
Dec. 1957	H	W	66-62
Dec. 11, 1958	H	W	59-53
Dec. 4, 1959	H	W	73-68
Dec. 23, 1995	H	W	104-65

LSU at home: LSU leads, 23-1
at La. College: Tied, 5-5

LSU ASTU (2-0)

Feb. 1, 1944	H	W	37-25
Feb. 25, 1944	H	W	65-45

Louisiana-Lafayette (32-10)

Jan. 9, 1914	H	W	44-7
Jan. 14, 1915	H	W	29-6
Jan. 15, 1915	H	W	39-16
Dec. 1915	H	W	44-14
Dec. 1915	H	W	69-13
Dec. 1916	A	W	33-20
Dec. 1916	A	L	13-21
Dec. 1916	H	W	50-13
Jan. 11, 1918	A	W	36-7
Jan. 1921	H	W	47-11
Feb. 11, 1921	H	W	61-8
Jan. 10, 1922	H	W	41-8
Jan. 11, 1922	H	W	29-17
Jan. 1923	H	W	25-22
Jan. 19, 1924	H	L	12-15
Jan. 21, 1924	H	L	14-26
Jan. 9, 1925	H	W	30-19
Jan. 10, 1925	H	W	22-17
Jan. 8, 1926	A	W	25-13
Jan. 9, 1926	A	W	31-29
Feb. 21, 1927	H	W	34-22
Feb. 22, 1927	H	W	29-12
Jan. 6, 1928	H	W	40-17
Jan. 7, 1928	H	W	36-17
Jan. 7, 1929	H	W	23-17
Jan. 8, 1929	H	W	29-22
Feb. 11, 1929	A	L	34-36
Feb. 12, 1929	A	L	23-25
Jan. 30, 1931	H	L	26-40
Jan. 31, 1931	H	L	29-34
Jan. 8, 1932	H	W	44-23
Jan. 9, 1932	H	W	50-35
Dec. 18, 1934	H	W	54-30
Dec. 18, 1935	H	W	43-28
Dec. 16, 1936	H	W	44-19
Dec. 13, 1937	H	W	31-26
Dec. 10, 1940	H	L	30-39
Feb. 19, 1944	H	L	40-62
Feb. 21, 1944	H	L	37-60
Jan. 6, 1945	H	W	44-42
Jan. 24, 1945	A	W	59-44
Dec. 4, 2001	H	W	83-65

LSU at home: LSU leads, 27-7
at ULL: LSU leads, 5-3

Louisiana-Monroe (3-0)

Nov. 22, 1991	H	W	77-76
Nov. 20, 2000	H	W	92-49
Nov. 29, 2003	H	W	96-65

Louisiana Tech (9-1)

Jan. 30, 1928	H	W	40-23
Jan. 31, 1928	H	W	37-28
Jan. 24, 1930	A	W	37-31
Jan. 25, 1930	A	W	42-27
Jan. 20, 1937	H	W	54-24
Jan. 21, 1937	H	W	35-34
Jan. 17, 1945	A	W	43-38
Feb. 7, 1945	H	W	83-56

Feb. 11, 1946	H	W	58-43
Dec. 6, 1988	H	L (ot)	109-111

LSU at home: LSU leads, 6-1
at La. Tech: LSU leads, 3-0

Louisville (1-8)

Dec. 21, 1948	A	L	44-79
Dec. 22, 1949	A	L	65-75
Dec. 1960	H	L	53-72
Dec. 29, 1961	NO	W	84-70
March 16, 1980	Hou	L	66-86
March 29, 1986	Dal	L	77-88
Dec. 21, 1991	H	L	92-93
Feb. 23, 1994	A	L	64-82
Dec. 7, 1996	Ana	L (ot)	87-93

NO = New Orleans, La.

Hou = Houston, Texas

Dal = Dallas, Texas

Ana = Anaheim, Calif.

LSU at home Louisville leads, 2-0

at Louisville: Louisville leads, 3-0

at Neutral Sites: Louisville leads, 3-1

Loyola (Chicago) (2-0)

Dec. 6, 1982	H	W	97-80
Nov. 28, 1984	H	W	102-96

Loyola Marymount (2-0)

Feb. 3, 1990	H	W(ot)	148-141
Dec. 20, 1990	H	W	122-114

Loyola-NO (37-15)

Jan. 10, 1921	H	W	74-12
Jan. 24, 1924	H	W	27-20
Jan. 25, 1924	H	W	17-15
Feb. 25, 1924	A	W	34-28
Feb. 26, 1924	A	W	37-4
Jan. 21, 1925	H	W	30-13
Jan. 22, 1925	H	W	32-18
March 3, 1925	A	W	26-15
Jan. 28, 1927	H	L	15-16
Jan. 29, 1927	H	W	42-18
Feb. 11, 1927	A	L	26-41
Feb. 12, 1927	A	L	19-27
Feb. 12, 1937	H	W	46-31
Jan. 20, 1947	A	W	44-43
Feb. 24, 1947	H	W	61-47
Jan. 19, 1948	A	L	42-49
Feb. 16, 1948	H	L	45-46
Jan. 13, 1949	A	W	56-52
Feb. 14, 1949	H	W	63-41
Jan. 4, 1950	H	W	62-56
Jan. 9, 1950	A	W	51-47
Jan. 2, 1952	H	W	77-60
Jan. 16, 1953	A	W	58-52
Jan. 5, 1954	H	W	69-65
Feb. 7, 1955	A	L	68-75
Dec. 17, 1955	H	L	65-71
Dec. 8, 1956	H	L (ot)	73-77
Dec. 22, 1956	A	L	68-75
Dec. 23, 1957	A	L	62-94
Jan. 1957	H	L	70-82
Dec. 17, 1958	H	W	78-68
Jan. 27, 1959	A	W	70-68
Dec. 10, 1959	H	L (ot)	65-66
Jan. 27, 1960	A	L	64-74
Dec. 1960	H	W	73-59
Jan. 1960	A	W	51-49
Nov. 26, 1961	H	W	57-48
Feb. 1, 1962	A	W	77-61
Dec. 3, 1962	H	W	79-66
Jan. 30, 1963	A	W	72-69
Dec. 2, 1963	H	W	80-67
Jan. 29, 1964	A	W	73-62
Dec. 1, 1964	H	W	88-78
Feb. 10, 1965	A	W	89-76

Dec. 1, 1965	H	L	61-72
Dec. 9, 1965	A	W	88-84
Dec. 9, 1966	A	L (2ot)	86-87
Dec. 9, 1967	H	W	90-56
Dec. 2, 1968	A	W	109-82
Dec. 9, 1969	H	W	100-87
Dec. 1, 1970	A	W	109-103
Jan. 8, 1972	H	W	103-85

LSU at home: LSU leads, 21-7
at Loyola-NO: LSU leads, 16-8

Maine (1-0)

Dec. 15, 1979	H	W	103-81
---------------	---	---	--------

Marist (2-0)

Nov. 25, 1988	H	W	94-58
Dec. 29, 1995	H	W	80-65

Marquette (0-1)

March 19, 1970	NYC	L	79-101
----------------	-----	---	--------

NYC = New York City, N.Y.

Maryland (2-2)

Feb. 23, 1931	Atl	L	34-37
Dec. 21, 1963	Bburg	L	65-75
Dec. 12, 1987	H	W	55-54
Jan. 2, 1989	A	W	79-77

Atl = Atlanta, Ga.

Bburg = Blacksburg, Va.

Maryland Baltimore Co. (1-0)

Dec. 30, 1995	H	W	88-67
---------------	---	---	-------

McGowan-Lyons (0-1)

Feb. 11, 1924	A	L	22-28
---------------	---	---	-------

McNeese State (13-0)

Dec. 6, 1986	A	W	77-62
Dec. 8, 1988	H	W	91-89
Dec. 2, 1989	H	W	85-49
Jan. 20, 1992	H	W	115-67
Dec. 1, 1992	H	W	83-72
Dec. 16, 1993	H	W	93-72
Nov. 29, 1994	H	W	86-71
Dec. 1, 1995	H	W	83-73
Nov. 21, 1998	H	W	56-39
Dec. 13, 2000	H	W	87-68
Dec. 15, 2001	H	W	80-57
Dec. 7, 2002	H	W	93-72
Nov. 24, 2003	H	W	87-77

LSU at home: LSU leads, 12-0

At McNeese St.: LSU leads, 1-0

Memphis (2-2)

Jan. 12, 1972	A	L	65-82
Dec. 5, 1972	H	W	69-57
March 15, 1986	H	W	83-81
Dec. 23, 1992	Maui	L	66-70

Maui = Maui, Hawaii

Mercer (3-0)

Feb. 12, 1920	A	W	33-22
Dec. 5, 1992	H	W	92-48
Nov. 24, 2001	Hilo	W	64-62

Hilo = Hilo, Hawaii

Miami (Fla.) (1-3)

Dec. 11, 1950	A	L	62-68
Dec. 1952	H	W	86-58
Dec. 1957	H	L	65-73
Dec. 27, 2001	NO	L	61-68

NO = New Orleans, La.

Michigan (0-2)

Dec. 5, 1995	H	L	68-69
Dec. 15, 1996	A	L	59-70

Michigan State (0-1)

March 16, 1979	Indy	L	71-87
----------------	------	---	-------

Indy = Indianapolis, Ind.

Middle Tennessee State (1-0)

Nov. 27, 1991	H	W	96-65
---------------	---	---	-------

Millsaps (5-0)

Feb. 1917	H	W	95-6
Feb. 1917	A	W	57-11
Feb. 6, 1918	A	W	66-10
Feb. 1923	H	W	32-10
Feb. 1923	H	W	34-23

Ole Miss (108-77)

Feb. 4, 1910	H	W	39-14
Feb. 5, 1910	H	W	25-4
Jan. 15, 1912	H	W	27-15
Feb. 16, 1912	H	W	33-11
Feb. 21, 1916	H	W	55-29
Feb. 18, 1921	H	L	22-23
Feb. 19, 1921	H	W	26-16
Jan. 15, 1926	H	W	27-24
Jan. 16, 1926	H	L	19-43
Jan. 14, 1927	H	L	16-36
Jan. 15, 1927	H	W	22-21
Jan. 13, 1928	H	W	20-17
Jan. 14, 1928	H	W	36-25
Jan. 15, 1928	H	L	23-33
Jan. 26, 1928	H	W	34-33
Feb. 25, 1928	Atl	L	28-53
Jan. 11, 1929	H	L	21-42
Jan. 12, 1929	H	L	17-34
Jan. 18, 1929	A	L	24-28
Jan. 19, 1929	A	L	25-30
Jan. 10, 1930	A	L	27-31
Jan. 11, 1930	A	W	31-21
Jan. 17, 1930	H	L	24-47
Jan. 18, 1930	H	L	29-32
Jan. 15, 1931	A	W	26-24
Jan. 16, 1931	A	L	29-30
Jan. 15, 1932	A	W	37-34
Jan. 16, 1932	A	L	22-24
Jan. 29, 1932	H	W	55-53
Jan. 30, 1932	H	L	33-35
Jan. 13, 1933	A	L	37-40
Jan. 14, 1933	A	L	32-34
Feb. 13, 1933	H	W	53-33
Feb. 14, 1933	H	W	50-33
Feb. 12, 1934	H	W	52-33
Feb. 13, 1934	H	W	49-39
Feb. 4, 1935	H	W	47-32
Feb. 5, 1935	H	W	47-33
Jan. 31, 1936	H	W	54-37
Feb. 1, 1936	H	L	46-51
Feb. 14, 1936	A	L	47-59
Feb. 15, 1936	A	L	51-69
Jan. 13, 1937	A	L	47-50
Jan. 14, 1937	A	L	27-40
Jan. 14, 1938	H	L	48-59
Jan. 15, 1938	H	L	44-47
March 4			

Opponent Scores

Feb. 4, 1946	H	W	60-35
March 1, 1946	Lville	W	69-34
Jan. 10, 1947	A	W	54-43
Feb. 3, 1947	H	W	63-43
Feb. 27, 1947	Lville	W	61-36
Feb. 2, 1948	A	L	37-49
Feb. 23, 1948	H	W	52-50
Jan. 31, 1949	A	W	58-48
Feb. 12, 1949	H	W	49-38
Dec. 19, 1949	H	W	74-61
Jan. 28, 1950	A	L	65-75
Dec. 16, 1950	A	L	67-72
Feb. 17, 1951	H	L	48-69
March 2, 1951	Lville	W	62-57
Dec. 13, 1951	A	W	81-69
Jan. 30, 1952	A	L	65-68
Feb. 18, 1952	H	W	78-67
March 1, 1952	Lville	W	75-60
Jan. 12, 1953	A	W	67-66
Feb. 23, 1953	H	W	63-48
Feb. 1, 1954	H	W	53-52
March 1, 1954	A	W	76-53
Jan. 31, 1955	A	L	69-89
Feb. 28, 1955	H	W	68-65
Feb. 6, 1956	H	W	100-76
Feb. 27, 1956	A	L	70-81
Feb. 2, 1957	A	L	73-79
Feb. 23, 1957	H	L	76-83
Feb. 3, 1958	H	L	63-76
Feb. 24, 1958	A	L	78-85
Dec. 30, 1958	Jville	W	69-55
Feb. 2, 1959	A	L	69-80
Feb. 23, 1959	H	W	99-93
Feb. 1, 1960	H	L	61-76
Feb. 22, 1960	A	L	70-90
Feb. 1961	A	W	75-69
Feb. 27, 1961	H	L	46-68
Feb. 5, 1962	H	W	70-59
Feb. 26, 1962	A	L	68-74
Feb. 4, 1963	A	L	48-60
Feb. 25, 1963	H	W	80-61
Feb. 1, 1964	H	W	77-67
Feb. 22, 1964	A	W	86-80
Feb. 1, 1965	A	W	58-56
Feb. 22, 1965	A	W	60-56
Jan. 3, 1966	A	L	80-81
Feb. 12, 1966	H	W	92-68
Dec. 19, 1966	A	L	67-74
Feb. 25, 1967	H	L	77-89
Dec. 19, 1968	H	W	81-68
Feb. 24, 1968	A	L	85-87
Feb. 1, 1969	H	L (ot)	81-84
March 1, 1969	A	L	76-78
Jan. 31, 1970	H	W	109-86
Feb. 28, 1970	A	W	103-90
Jan. 30, 1971	H	L	90-113
Feb. 27, 1971	A	L	54-62
Feb. 5, 1972	H	W	67-66
March 4, 1972	A	L	78-101
Feb. 3, 1973	A	L	59-84
March 3, 1973	H	W	70-69
Feb. 2, 1974	A	L	63-77
March 4, 1974	A	L	74-82
Feb. 1, 1975	H	W	94-86
March 8, 1975	A	W	91-86
Jan. 10, 1976	H	W	100-75
Feb. 7, 1976	A	W	67-57
Jan. 3, 1977	H	W	75-68
March 5, 1977	A	L	69-90
Jan. 28, 1978	A	W	74-61
Feb. 25, 1978	H	W	94-75
Jan. 20, 1979	A	W (ot)	70-69
Feb. 17, 1979	H	W	67-62
Jan. 23, 1980	H	W	72-66
Feb. 21, 1980	A	W	77-74
Jan. 28, 1981	A	W	63-59

Jan. 25, 1981	H	W	74-67
Jan. 27, 1982	H	W	53-46
Feb. 24, 1982	A	L	61-74
March 4, 1982	Lex	L	52-59
Jan. 15, 1983	A	W	71-68
Feb. 12, 1983	H	W	72-63
Jan. 14, 1984	H	W	93-70
Feb. 12, 1984	A	W	65-61
Dec. 5, 1984	H	W	89-64
Jan. 17, 1985	A	L	65-68
Jan. 13, 1986	H	W	86-68
Feb. 15, 1986	A	L	57-58
Jan. 5, 1987	A	L	63-73
Feb. 4, 1987	H	W (ot)	82-75
Jan. 9, 1988	A	W (ot)	69-61
Feb. 10, 1988	H	W	78-57
Feb. 1, 1989	H	W	107-57
March 4, 1989	A	L (ot)	112-113
Jan. 31, 1990	A	W	79-77
March 3, 1990	H	W	103-94
Jan. 19, 1991	H	W	87-71
Feb. 20, 1991	A	W	89-78
Jan. 25, 1992	A	W	83-73
Feb. 25, 1992	H	W	100-69
Jan. 23, 1993	A	L	62-71
March 6, 1993	H	W	71-56
March 12, 1993	Lex	W	89-70
Jan. 29, 1994	H	W	90-66
March 5, 1994	A	L	78-93
Jan. 21, 1995	H	W (ot)	87-81
Feb. 15, 1995	A	L	90-102
Feb. 3, 1996	H	W	71-66
Feb. 28, 1996	A	L	48-75
Feb. 5, 1997	H	L	73-79
Feb. 26, 1997	A	L	68-74
Jan. 21, 1998	A	L	58-80
Feb. 18, 1998	H	L	57-83
Feb. 3, 1999	H	L	66-82
Feb. 27, 1999	A	L	57-79
Feb 16, 2000	A	W	97-53
March 4, 2000	H	W	64-60
Feb. 7, 2001	A	L	97-53
Feb. 28, 2001	H	W(ot)	78-77
Jan. 23, 2002	A	L	55-70
Feb. 27, 2002	H	W	59-56
Jan. 18, 2003	H	L	57-67
March 5, 2003	A	W	77-64
Jan. 21, 2004	A	L	49-53
March 3, 2004	H	W	58-45

Atl = Atlanta, Ga.
Lville = Louisville, Ky.
Jville = Jacksonville, Fla.
Lex = Lexington, Ky.
LSU at home: LSU leads, 69-27
at Ole Miss: Ole Miss leads, 48-33
at Neutral Sites: LSU leads, 6-2

Mississippi College (8-1)

Jan. 21, 1914	H	W	34-13
Jan. 22, 1914	H	W	29-19
Feb. 6, 1918	A	W	41-24
Feb. 15, 1922	H	W	29-20
Feb. 16, 1922	H	W	26-18
Jan. 1923	H	W	27-17
Jan. 1923	H	W	19-14
Jan. 9, 1930	A	L	24-27
Jan. 13, 1931	A	W	46-34

Mississippi State (97-88)

Jan. 6, 1909	H	W	18-12
Jan. 8, 1909	H	W	14-10
Jan. 7, 1911	A	W	33-17
Jan. 8, 1911	A	W	42-12
Jan. 6, 1912	A	L	16-22
Jan. 7, 1912	A	L	11-21
Jan. 12, 1915	H	W	24-12

Jan. 13, 1915	H	L	14-15
Feb. 1916	A	W	31-21
Feb. 1916	A	L	17-23
Jan. 1917	H	W	36-28
Jan. 1917	H	W	38-17
Jan. 24, 1920	H	W	27-12
Jan. 1923	H	L	25-36
Jan. 1923	H	L	20-35
Feb. 13, 1924	A	L	29-34
Feb. 14, 1924	A	L	34-54
Feb. 3, 1925	H	W	24-17
Jan. 27, 1928	A	L	26-46
Jan. 28, 1928	A	L	23-29
Feb. 4, 1929	H	L	16-26
Feb. 5, 1929	H	W	39-29
Feb. 1, 1930	Mer	W	32-24
Jan. 18, 1932	H	L	28-29
Jan. 19, 1932	H	W	40-15
Jan. 25, 1932	A	W	30-26
Jan. 26, 1932	A	W	33-29
Jan. 11, 1933	A	W	32-28
Jan. 12, 1933	A	W	49-26
Jan. 17, 1933	H	W	45-40
Jan. 18, 1933	H	W	37-33
Jan. 9, 1934	A	L	46-47
Jan. 10, 1934	A	W	48-23
Feb. 8, 1934	H	W	54-39
Jan. 9, 1934	H	W	61-30
Feb. 13, 1935	H	W	67-32
Feb. 14, 1935	H	W	46-39
Jan. 13, 1936	A	L	38-49
Jan. 14, 1936	A	W	32-30
Feb. 10, 1936	H	W	43-37
Feb. 11, 1936	H	W	45-40
Jan. 16, 1937	A	L	36-53
Feb. 15, 1937	H	W	42-41
Feb. 16, 1937	H	L	38-39
Jan. 31, 1938	H	W	38-33
Feb. 1, 1938	H	W	31-22
Feb. 14, 1938	A	W	66-44
Feb. 15, 1938	A	L	46-63
Jan. 30, 1939	A	W	48-32
Jan. 31, 1939	A	L	29-31
Feb. 3, 1939	H	W	47-45
Feb. 4, 1939	H	W	54-33
Jan. 13, 1940	A	L	37-49
Jan. 29, 1940	H	W	55-42
Jan. 11, 1941	A	L	26-35
Feb. 8, 1941	H	W	39-37
Jan. 10, 1942	A	L	41-43
Jan. 24, 1942	H	W	51-40
Jan. 8, 1943	H	L	40-48
Jan. 20, 1943	A	W	61-40
Jan. 15, 1945	A	L	39-47
Jan. 29, 1945	H	W	62-27
Jan. 11, 1946	A	W	54-30
Feb. 8, 1946	H	W	73-31
Jan. 11, 1947	A	W	61-57
Feb. 14, 1947	H	W	64-49
Jan. 31, 1948	A	L	49-53
Feb. 13, 1948	H	W	65-40
Jan. 10, 1949	H	W	64-40
Jan. 29, 1949	A	L	42-48
Jan. 30, 1950	A	L	41-48
Feb. 17, 1950	H	W	68-58
Dec. 15, 1951	A	L	69-94
Jan. 6, 1951	H	W	76-61
Dec. 12, 1952	A	L	54-59
Jan. 14, 1952	H	W	103-78
Feb. 28, 1952	Lville	W	77-44
Jan. 10, 1953	A	W	75-55
Feb. 27, 1953	H	W	82-47
Jan. 30, 1954	H	W	65-54
Feb. 27, 1954	A	W	61-57
Jan. 29, 1955	A	W	67-63
Feb. 26, 1955	H	L	80-84

Feb. 4, 1956	H	L	78-87
Feb. 25, 1956	A	W	79-71
Feb. 1, 1957	A	L	72-81
Feb. 22, 1957	H	L	76-94
Jan. 1958	H	L	54-71
March 1958	A	L	72-95
Jan. 31, 1959	A	L	71-78
Feb. 21, 1959	H	L	67-75
Jan. 30, 1960	H	L	60-71
Feb. 20, 1960	A	W	69-64
Jan. 1961	A	L	61-77
Feb. 25, 1961	H	L	54-56
Dec. 30, 1962	NO	L	51-73
Feb. 3, 1962	H	L	66-87
Feb. 24, 1962	A	L	48-58
Feb. 2, 1963	A	L	66-73
Feb. 23, 1963	H	L	64-99
Jan. 31, 1964	H	W	87-71
Feb. 21, 1964	A	W	63-60
Jan. 30, 1965	A	L	74-76
Feb. 20, 1965	H	W	94-76
Jan. 10, 1966	H	L	71-74
Feb. 5, 1966	A	L	61-66
Dec. 17, 1966	A	L	84-98
Feb. 20, 1967	H	L	64-66
Dec. 22, 1967	H	W	111-87
Feb. 19, 1968	A	W	94-83
Feb. 3, 1969	H	W	95-71
March 3, 1969	A	W	99-89
Feb. 2, 1970	H	W	109-91
March 2, 1970	A	W	97-87
Feb. 1, 1971	H	W	90-71
March 1, 1971	A	L	70-78
Feb. 7, 1972	H	W	62-60
March 2, 1972	A	L	71-89
Feb. 5, 1973	A	W	84-78
March 1, 1973	H	W	94-82
Jan. 14, 1974	A	L	75-89
Feb. 16, 1974	H	L (ot)	84-87
Jan. 16, 1975	H	L	84-93
Feb. 15, 1975	A	L	71-79
Jan. 19, 1976	A	L	83-90
Feb. 16, 1976	H	W	80-69
Jan. 12, 1977	A	L	77-80
Feb. 7, 1977	H	W	71-66
Jan. 2, 1978	A	L (ot)	82-84
March 4, 1978	H	L	67-68
Feb. 8, 1979	A	W	52-48
Feb. 24, 1979	H	L	57-65
Jan. 5, 1980	H	W	80-58
Feb. 2, 1980	A	W	75-63
Jan. 10, 1981	A	W	81-69
Feb. 7, 1981	H	W	94-89
Jan. 9, 1982	H	W	78-56
Feb. 6, 1982	A	W	57-43
Jan. 24, 1983	A	L	65-80
Feb. 21, 1983	H	W	86-73
Jan. 23, 1984	H	W	80-64
Feb. 20, 1984	A	W	85-70
Jan. 5, 1985	A	L	69-83
Feb. 6, 1985	H	W	80-65
Jan. 4, 1986	H	W	90-74
Feb. 5, 1986	A	W	68-62
Jan. 25, 1987	A	W	52-50
Feb. 25, 1987	H	W	55-46
March 5, 1987	Atl	W	68-54
Jan. 30, 1988	H	L	47-49
March 2, 1988	A	L	60-62
Jan. 4, 1989	H	L	84-87

Opponent Scores

Jan. 13, 1993	A	W (ot)	84-76
Feb. 10, 1993	H	W	92-66
Jan. 26, 1994	H	L	52-66
Feb. 26, 1994	A	L	66-86
Jan. 25, 1995	A	L	60-73
Feb. 8, 1995	H	L	61-67
Jan. 3, 1996	H	L	64-77
Feb. 21, 1996	A	L	77-88
Jan. 4, 1997	A	L	66-69
Jan. 29, 1997	H	L	60-68
Feb. 11, 1998	A	L	48-85
Feb. 28, 1998	H	L	62-63
Jan. 16, 1999	A	L	55-53
Feb. 24, 1999	H	W	74-63
Feb. 2, 2000	A	L	66-68
Feb. 26, 2000	H	W	71-66
Jan. 24, 2001	A	W	82-73
Feb. 24, 2001	H	L	48-55
Jan. 26, 2002	A	L	61-84
Feb. 13, 2002	H	W (ot)	68-65
March 9, 2002	Atl	L	51-57
Jan. 11, 2003	H	W	85-72
Jan. 25, 2003	A	L	64-67
March 15, 2003	NO	L	61-76
Jan. 17, 2004	H	L	54-64
Feb. 25, 2004	A	L	58-84

Mer = Meridian, Miss.
Lville = Louisville, Ky.
NO = New Orleans, La.
Atl = Atlanta, Ga.
LSU at home: LSU leads, 61-31
at Miss. State: Miss. State leads, 54-33
at Neutral Sites: Tied, 3-3

Missouri (1-0)
 March 14, 1980 Hou W 68-63
Hou = Houston, Texas

Montana State (4-0)
 Dec. 28, 1970 OKC W 89-77
 Dec. 27, 1976 H W 101-80
 Dec. 18, 1978 H W 99-89
 Nov. 22, 1985 H W 84-59
OKC = Oklahoma City, Okla.

Morehead State (1-0)
 Dec. 28, 1988 Hon W 101-88
Hon = Honolulu, Hawaii

Navy (0-1)
 March 15, 1985 Day L 55-78
Day = Dayton, Ohio

Navy (Pensacola) (4-2)
 Jan. 29, 1921 H W 54-12
 Jan. 30, 1921 H W 51-41
 Jan. 21, 1944 A L 30-69
 Jan. 22, 1944 A L 37-60
 Dec. 19, 1945 A W 66-58
 Nov. 29, 1949 H W 69-48

Navy Reserve (NO) (2-0)
 Feb. 1, 1918 H W 64-8
 Feb. 1, 1946 H W 58-47

Nebraska (1-0)
 Dec. 30, 1988 Hon W 90-87
Hon = Honolulu, Hawaii

Nevada-Las Vegas (3-3)
 Dec. 13, 1980 H W 87-73
 Nov. 28, 1981 A L 79-83
 Dec. 29, 1987 A L 59-78
 Feb. 25, 1989 H W 88-87
 Jan. 28, 1990 H W 107-105
 Nov. 30, 1991 A L 55-76

Nevada-Reno (1-1)
 Dec. 3, 1973 A L 86-97
 Dec. 6, 1975 H W 94-74

New Orleans (8-4)
 Nov. 28, 1977 H L 69-73
 Nov. 27, 1978 A W 64-42
 Dec. 3, 1979 H W 104-78
 Dec. 18, 1980 A W 96-66
 March 16, 1983 H L (ot) 94-99
 Nov. 26, 1983 A W 61-59
 Dec. 21, 1984 H W 78-64
 Dec. 20, 1986 H L 71-82
 Dec. 16, 2000 H W 84-57
 Dec. 18, 2001 A L 59-60
 Dec. 30, 2002 H W 69-57
 Jan. 12, 2004 A W 68-60

LSU at home: LSU leads, 4-3
at UNO: LSU leads, 4-1

New Orleans AC (0-1)
 Jan. 10, 1931 H L 35-41

Nicholls State (11-0)
 Dec. 4, 1987 H W 86-62
 Dec. 29, 1990 H W 118-76
 Dec. 30, 1991 H W 123-61
 Dec. 15, 1992 H W 75-64
 Dec. 4, 1993 H W (ot) 95-90
 Jan. 23, 1996 H W 86-69
 Nov. 29, 1997 H W 72-52
 Dec. 23, 1999 H W 91-74
 Dec. 22, 2000 H W 92-49
 Dec. 30, 2001 H W 71-35
 Nov. 22, 2002 H W 68-24

Norfolk Sate (1-0)
 Nov. 25, 2000 H W 90-62

Niagara (1-0)
 Dec. 8, 1976 H W 82-68

North Carolina (2-9)
 Feb. 28, 1925 Atl L 21-35
 Feb. 1928 Atl W 44-38
 Jan. 3, 1955 H W 84-77
 Jan. 3, 1956 A L 69-95
 Dec. 1960 A L 61-77
 Dec. 14, 1963 H L 71-76
 Dec. 4, 1982 NJ L 43-47
 Jan. 29, 1984 A L 79-90
 Feb. 10, 1985 H L 70-75
 Jan. 22, 1994 NO L 65-88
 Dec. 18, 1996 Gboro L 48-67

Atl = Atlanta, Ga.
NJ = E. Rutherford, N.J.
Gboro = Greensboro, N.C.
LSU at home: UNC leads, 3-1
at UNC: UNC leads, 4-0
at Neutral Sites: UNC leads, 2-1

North Carolina A&T (1-1)
 Nov. 30, 1996 H W# 74-62
 Nov. 25, 1998 H W 72-59
Game forfeited by NCAA

North Carolina-Wilmington (4-0)
 Dec. 29, 1980 H W 100-68
 Jan. 17, 1983 H W 70-55
 Nov. 28, 1983 A W 94-59
 Dec. 22, 1984 H W 88-65

Northern Arizona (2-0)
 Feb. 9, 1987 H W 70-58
 Dec. 28, 1991 H W 159-86

Northern Iowa (0-1)
 Dec. 28, 1987 LV L 80-90
LV = Las Vegas

Northwestern (1-2)
 Dec. 21, 1953 H W 79-51
 Dec. 20, 1953 A L 66-83
 Dec. 30, 1965 LA L 86-92
LA = Los Angeles, Calif.

Northwestern State (11-6)
 Jan. 1916 H W 24-23
 Dec. 12, 1917 A W 38-25
 Jan. 8, 1921 H W 29-25
 Jan. 20, 1922 H W 32-15
 Jan. 21, 1922 H W 40-3
 Jan. 7, 1924 H L 18-26
 Jan. 8, 1924 H L 19-33
 Jan. 16, 1925 A L 25-29
 Jan. 17, 1925 A W 35-24
 Feb. 12, 1926 H L 27-35
 Feb. 13, 1926 H L 21-23
 Feb. 23, 1945 Sport W 44-40
 Feb. 24, 1945 A W 70-34
 Dec. 29, 1956 Sport L 75-103
 Dec. 20, 1989 H W 73-63
 Dec. 29, 1992 H W 93-79
 Dec. 2, 2001 H W 91-54

Sport = Shreveport, La.
LSU at home: LSU leads, 7-4
at Northwestern State: LSU leads, 3-1
at Neutral Sites: Tied, 1-1

Notre Dame (1-0)
 Dec. 20, 1990 NO W 87-64
NO = New Orleans

Oklahoma (3-1)
 March 17, 1970 NYC W 97-94
 Jan. 12, 1987 A L 85-94
 Jan. 11, 1988 NO W 84-77
 March 17, 2004 A L 61-70
NYC = New York City, N.Y.
NO = New Orleans, La.

Oklahoma City (2-0)
 Dec. 28, 1968 A W 101-85
 Dec. 17, 1976 H W 89-77

Oklahoma State (2-1)
 Dec. 11, 1993 NO W 71-68
 Dec. 20, 1994 Tul L 67-111
 Dec. 30, 1999 No W 63-53
NO = New Orleans, La.
Tul = Tulsa, Okla.

Oakland (Mich) (1-0)
 Nov. 26, 1999 Hon W 87-80
Hon = Honolulu, Hawaii

Oral Roberts (4-2)
 Dec. 3, 1977 A W 68-60
 Dec. 1, 1978 H W 91-75
 Dec. 1, 1984 A W 74-71
 Dec. 30, 1985 H W 82-64
 Nov. 30, 1988 H L 96-100
 Dec. 21, 1996 H W# 59-58
Game forfeited by NCAA

Orange Independent (1-0)
 Dec. 1942 A W 49-23

Oregon State (3-1)
 Dec. 26, 1963 A L 57-87
 Dec. 4, 1969 H W 94-72

Dec. 22, 1969 A W 76-68
 Dec. 28, 2000 NO W 78-68
NO = New Orleans, La.

Pacific (1-1)
 Dec. 8, 1973 H W 91-77
 Dec. 20, 1976 A L 76-89

Penn State (0-1)
 March 12, 1954 IC L 70-78
IC = Iowa City, Iowa

Pittsburgh (2-2)
 April 13, 1935 AC W 41-37
 Jan. 2, 1936 NO L 47-52
 Dec. 27, 1962 Mia L 73-96
 Jan. 31, 1969 H W 120-79
AC = Atlantic City, NJ
NO = New Orleans, La.
Mia = Miami, Fla.

Prairie View (3-0)
 Dec. 23, 1996 H W 96-56
 Dec. 16, 1998 H W 84-62
 Dec. 17, 2002 H W 75-49

Purdue (1-1)
 March 13, 1986 H W(2ot) 94-87
 March 24, 2003 Bham L 80-56
Bham = Birmingham

Radford (0-1)
 Dec. 30, 1994 H L 72-73

Rice (16-24)
 Feb. 1916 H W 29-21
 Feb. 1916 H W 25-17
 Feb. 26, 1921 A W 35-23
 Feb. 19, 1935 A L 47-56
 Jan. 23, 1936 H L 38-42
 Jan. 24, 1936 H L 30-38
 Jan. 8, 1937 A W 32-29
 Jan. 9, 1937 A W 38-37
 Jan. 7, 1938 H L 38-45
 Jan. 8, 1938 H W 58-38
 Dec. 14, 1938 A L 32-34
 Dec. 15, 1938 A W 30-27
 Dec. 18, 1939 H L 39-56
 Dec. 19, 1939 H L 51-61
 Dec. 1940 A L 48-60
 Dec. 1940 A L 33-54
 Dec. 12, 1941 H L 42-54
 Dec. 13, 1941 H L 37-50
 Dec. 1942 A L 26-56
 Dec. 1942 A W 62-60
 Jan. 4, 1947 H W 60-35
 Dec. 8, 1947 A L 55-58
 Jan. 9, 1948 H W 43-40
 Dec. 4, 1948 LC L 39-51
 Dec. 10, 1949 LC W 49-44
 Dec. 3, 1951 A W 68-60
 Dec. 11, 1954 H L 72-79
 Dec. 12, 1955 A L 60-85
 Dec. 10, 1956 H L 72-87
 Dec. 1957 A L 56-81
 Dec. 13, 1958 H L 56-64
 Dec. 12, 1959 A L 57-71
 Dec. 1960 A L 50-67
 Dec. 9, 1961 A L 67-79
 Dec. 8, 1962 H W 90-82
 Dec. 7, 1963 A L 72-87
 Dec. 29, 1964 OKC W 79-63
 Dec. 16, 1965 A W 85-80
 Dec. 30, 1966 Gville L 69-88
 Dec. 22, 1977 H W 97-68
LC = Lake Charles, La.

Opponent Scores

OKC = Oklahoma City, Okla.
Gville = Greenville, S.C.
LSU at home: Rice leads, 10-7
at Rice: Rice leads, 12-7
at Neutral Sites: Tied, 2-2

Robert Morris (I-0)
 Dec. 23, 1997 H W 63-58

St. Charles (I-0)
 Jan. 11, 1917 A W 61-17

St. Francis (Brooklyn) (I-0)
 Dec. 19, 1946 A W 62-57

St. Francis (PA) (3-0)
 Nov. 24, 1978 H W 112-81
 Dec. 30, 1980 H W 91-65
 Dec. 30, 1982 H W 67-66

St. Johns (N.Y.) (I-2)
 Dec. 6, 1949 A L 49-80
 Dec. 29, 1965 LA L 62-102
 Dec. 29, 1969 Hono W 80-70
LA = Los Angeles, Calif.
Hono = Honolulu, Hawaii

St. Joseph's (PA) (0-1)
 Dec. 3, 1949 A L 59-61

Saint Louis (I-3)
 Dec. 30, 1952 NO W 70-67
 Jan. 5, 1955 H L 79-110
 Dec. 15, 1956 A L 52-86
 Nov. 24, 1995 Hono L 70-79
NO = New Orleans, La.
Hono = Honolulu, Hawaii

St. Mary's (Texas) (I-0)
 Dec. 3, 1957 H W 68-61

St. Paul's (Covington) (I-0)
 Feb. 19, 1914 A L 15-35

St. Peters (2-0)
 Dec. 27, 1974 H W 113-101
 Dec. 9, 1981 H W 71-55

St. Stanislaus (I-2)
 Jan. 10, 1920 A W 47-21
 Jan. 27, 1926 A L 19-38
 Jan. 28, 1926 A L 21-27

Samford (2-1)
 Dec. 20, 1973 H W 73-60
 Dec. 6, 1976 H W 100-89
 Dec. 3, 1996 H L 50-53

Sam Houston State (I-0)
 Dec. 18, 1999 H W 85-67

Santa Clara (I-0)
 Dec. 26, 1950 A W 59-52

Seattle (0-1)
 Dec. 30, 1963 Port L 84-92
Port = Portland, Ore.

Selma Field (I-1)
 Feb. 12, 1944 A L 34-36
 Jan. 4, 1946 H W 63-50

Sewanee (6-0)
 Jan. 8, 1927 H W 26-23
 Jan. 20, 1933 A W 50-30
 Jan. 21, 1933 A W 57-45
 Jan. 5, 1934 H W 80-20

Jan. 6, 1934 H W 60-9
 March 2, 1939 Knox W 55-35
Knox = Knoxville, Tenn.

Shreveport AC (6-0)
 Dec. 22, 1913 A W 31-14
 Dec. 23, 1913 A W 25-20
 Dec. 22, 1914 A W 21-20
 Dec. 1916 A W 19-17
 Jan. 1917 H W 39-24
 Dec. 3, 1917 A W 51-20

South Alabama (I-0)
 Nov. 24, 2002 H W 71-62

South Carolina (6-11)
 Dec. 21, 1974 A L 64-77
 Feb. 19, 1992 A W 74-56
 Jan. 30, 1993 H W 85-62
 Feb. 2, 1994 A W 77-71
 March 1, 1995 H L 62-69
 Feb. 10, 1996 A L 68-106
 March 7, 1996 NO L 76-85
 Nov. 27, 1996 Maui L 68-74
 Feb. 1, 1997 H L 65-80
 Jan. 10, 1998 A L 53-70
 Feb. 17, 1999 H W 60-56
 Feb. 23, 2000 A W 64-59
 Jan. 31, 2001 H L 56-68
 Feb. 20, 2002 A L 53-66
 Feb. 5, 2003 H W 71-58
 Jan. 24, 2004 A L 55-61
 March 12, 2004 Atl L 64-85
NO = New Orleans, La.
Maui = Maui, Hawaii
Atl = Atlanta, Ga.

LSU at home: Tied, 3-3
at South Carolina: USC leads, 5-3
at Neutral Sites: USC leads, 3-0

Southeastern Louisiana (7-1)
 Dec. 1, 1966 H L 88-89
 Dec. 20, 1985 H W 82-61
 Nov. 26, 1990 H W 117-68
 Dec. 17, 1991 H W 101-64
 Dec. 3, 1992 H W 92-65
 Dec. 21, 1993 H W 96-62
 Nov. 25, 1994 H W 106-80
 Nov. 22, 1999 H W 75-36

Southeast Missouri State (I-0)
 March 16, 2000 SLC W 64-61
SLC = Salt Lake City, Okla.

Southern-Baton Rouge (6-0)
 Dec. 21, 1985 H W 91-83
 Dec. 5, 1987 H W 98-77
 Nov. 29, 1995 H W 109-100
 Dec. 28, 1997 H W 77-66
 Nov. 19, 2001 H W 97-69
 Nov. 21, 2003 H W 59-70

Southern-New Orleans (I-0)
 Nov. 20, 1997 H W 99-51

Southern California (I-6)
 Dec. 16, 1937 H L 38-54
 Dec. 17, 1937 H L 26-50
 Dec. 28, 1950 A L 76-78
 Dec. 18, 1969 H L 98-101
 Jan. 2, 1971 A L 76-80
 Dec. 29, 1974 A L 87-100
 Dec. 4, 1976 H W 87-76

Southern Methodist (2-2)
 Dec. 13, 1962 A L 68-83
 Dec. 5, 1963 H W 66-62

Dec. 12, 1964 A L 75-98
 Dec. 10, 1965 H W 91-88

Southern Mississippi (5-0)
 Feb. 6, 1931 H W 46-35
 Feb. 7, 1931 H W 47-31
 Feb. 19, 1973 H W 107-79
 Nov. 15, 1989 H W 91-80
 Dec. 20, 2003 H W 65-50

Southwest College (Tenn.) (4-0)
 March 7, 1940 N W 61-41
 Dec. 8, 1952 H W 124-33
 Dec. 5, 1955 H W 72-59
 Dec. 13, 1956 A W 91-77

Southwest Texas State (I-0)
 Dec. 22, 1987 H W 93-74

Spring Hill (17-2)
 Feb. 1916 A W 34-24
 Feb. 3, 1920 H W 64-16
 Feb. 14, 1920 A W 38-9
 Feb. 1, 1921 H W 31-17
 Feb. 2, 1921 H W 29-24
 Feb. 1, 1922 H W 27-26
 Feb. 2, 1922 H W 16-15
 Jan. 1923 H L 21-23
 Jan. 1923 H W 36-20
 Feb. 1923 A L 24-26
 Feb. 1923 A W 20-18
 Feb. 1, 1924 H W 40-23
 Feb. 2, 1924 H W 22-13
 Feb. 15, 1924 A W 29-25
 Feb. 16, 1924 A W 32-16
 Feb. 10, 1930 H W 53-17
 Feb. 11, 1930 H W 52-14
 Dec. 4, 1947 H W 72-43
 Dec. 13, 1948 A W 49-48
LSU at home: LSU leads, 11-1
at Spring Hill: LSU leads, 6-1

Stanford (2-2)
 Dec. 23, 1965 A L 69-91
 Nov. 30, 1974 A L 80-92
 Dec. 27, 1975 H W 89-85
 Dec. 21, 1992 Maui W 72-63
Maui = Maui, Hawaii

Stanocolas (I-1)
 Dec. 1922 H L 17-35
 Feb. 1923 H W 46-20

Syracuse (0-1)
 Feb. 16, 1985 A L 64-76

Tampa (2-0)
 Dec. 3, 1966 A W 74-72
 Dec. 2, 1967 H W 97-81

Temple (I-0)
 March 17, 1987 Chi W 72-62
Chi = Chicago, Ill.

Tennessee (40-54)
 Feb. 21, 1933 Atl W 55-43
 March 3, 1934 Atl L 35-42
 Feb. 27, 1943 Lville L 38-52
 Feb. 1948 H L 48-56
 Feb. 21, 1949 A L 72-81
 Feb. 1950 H L 65-67
 March 4, 1950 Lville L (ot) 79-81
 Jan. 15, 1951 H W 68-61
 Feb. 2, 1952 A L 68-82
 Jan. 31, 1953 H W 95-59
 Jan. 16, 1954 A W 75-62

Jan. 15, 1955 H L 68-76
 Jan. 16, 1956 A L 82-91
 Jan. 14, 1957 H W 62-61
 Dec. 1957 Char L 62-63
 Jan. 1958 A L 53-75
 Jan. 12, 1959 H L 58-65
 Jan. 11, 1960 A L 79-103
 Jan. 1961 H W 72-60
 Jan. 13, 1962 A W 73-61
 Jan. 12, 1963 H W (ot) 61-60
 Jan. 11, 1964 A L 58-62
 Jan. 11, 1965 H L 54-58
 March 6, 1965 A L 60-83
 Jan. 31, 1966 A L 59-87
 Feb. 14, 1966 H L 64-74
 Feb. 6, 1967 H L 59-76
 March 4, 1967 A L 60-87
 Feb. 5, 1968 H L 67-87
 March 2, 1968 A L 71-74
 Jan. 27, 1969 H L 68-81
 Feb. 24, 1969 A L 63-87
 Jan. 26, 1970 H W 71-59
 Feb. 23, 1970 A L 87-88
 Jan. 25, 1971 H W 80-70
 Feb. 22, 1971 A L 67-88
 Jan. 31, 1972 A W 63-62
 Feb. 28, 1972 H L 66-78
 Jan. 29, 1973 H L 71-73
 Feb. 26, 1973 A W 78-74
 Jan. 28, 1974 H L 52-57
 March 2, 1974 A L 80-100
 Jan. 27, 1975 A L 79-99
 March 1, 1975 H W 94-87
 Jan. 26, 1976 H L 92-105
 Feb. 23, 1976 A L 71-80
 Jan. 15, 1977 H L 102-108
 Feb. 12, 1977 A L 64-91
 Jan. 9, 1978 H W 121-87
 Feb. 6, 1978 A W 101-86
 Jan. 24, 1979 H W 77-75
 Jan. 29, 1979 A W 84-78
 Jan. 19, 1980 A W 75-74
 Feb. 16, 1980 H W 73-66
 Jan. 24, 1981 H W 80-63
 Feb. 21, 1981 H W 66-65
 Jan. 23, 1982 A L 67-77
 Feb. 20, 1982 H L 53-54
 Jan. 10, 1983 H L 58-59
 Feb. 7, 1983 A L 63-66
 March 11, 1983 Birm L 71-74
 Jan. 10, 1984 A L 69-70
 Feb. 6, 1984 H W (ot) 61-59
 Jan. 12, 1985 H W 75-65
 Feb. 10, 1985 A W 87-82
 Jan. 11, 1986 A L 77-88
 Feb. 12, 1986 H W 75-50
 Jan. 8, 1987 A W 79-78
 Feb. 7, 1987 H W 60-58
 Jan. 13, 1988 A W 52-51
 Feb. 13, 1988 H W 92-73
 Jan. 11, 1989 A L 96-100
 Feb. 11, 1989 H W 122-106
 March 10, 1989 A L 77-95
 Jan. 8, 1990 H W 111-94
 Feb. 10, 1990 A W 119-113
 Feb. 22, 1991 A L 89-92
 Feb. 23, 1991 H W 119-87
 Jan. 29, 1992 H W 97-82
 March 13, 1992 Birm W 99-89
 Feb. 20, 1993 A W 81-74
 Feb. 5, 1994 H W 84-83
 Feb. 4, 1995 A W 56-52
 Feb. 14, 1996 H L 65-73
 Jan. 19, 1997 A L 52-66
 Jan. 31, 1998 H L 65-72
 March 5, 1998 Atl L 62-73

Opponent Scores

Jan. 6, 1999	A	L	58-93
Jan. 8, 2000	H	L	59-64
March 2, 2001	A	L	71-78
Jan. 30, 2002	H	L	58-61
March 1, 2003	A	W	88-67
Feb. 4, 2004	H	W	84-67

AH = Atlanta, Ga.
Lville = Louisville, Ky.
Char = Charlotte, N.C.
Birm = Birmingham, Ala.
LSU at home: LSU leads, 24-20
at Tennessee: Tennessee leads, 27-14
at Neutral Sites: Tennessee leads, 6-2

Tennessee-Martin (3-0)

Dec. 20, 1988	H	W	128-89
Dec. 16, 1995	H	W	93-74
Dec. 14, 1999	H	W	73-45

Tennessee State (1-0)

Dec. 30, 1992	H	W	90-68
---------------	---	---	-------

Texas (18-10)

Feb. 13, 1911	H	W	39-10
Feb. 9, 1947	Hou	L	31-50
Feb. 3, 1948	H	L	45-60
Dec. 22, 1950	SA	L	55-68
Dec. 17, 1951	H	W	59-55
Dec. 15, 1958	H	W	52-47
Dec. 14, 1959	A	L	67-84
Dec. 1960	A	W	62-59
Dec. 11, 1961	A	W	77-75
Dec. 10, 1962	H	W	75-66
Dec. 9, 1963	A	L	65-70
Dec. 7, 1964	H	W	83-75
Dec. 6, 1965	A	W	76-66
Dec. 6, 1966	H	L	78-114
Dec. 4, 1967	A	W	87-74
Dec. 28, 1974	H	L	63-78
Dec. 5, 1977	A	L	66-82
Dec. 3, 1984	H	W	87-79
Dec. 17, 1985	A	W	72-65
Dec. 2, 1990	Hou	W	124-113
Nov. 30, 1990	H	W	101-87
Jan. 3, 1992	NO	W	84-83
Feb. 7, 1993	SA	W	84-81
Nov. 26, 1993	H	W	86-66
Jan. 7, 1995	A	L	71-80
Dec. 17, 1997	A	L	63-69
Dec. 19, 1998	H	W(ot)	63-61
March 18, 2000	SLC	W	72-67

Hou = Houston, Texas
SA = San Antonio, Texas
NO = New Orleans, La.
SLC = Salt Lake City, Utah
LSU at home: LSU leads, 9-2
at Texas: Texas leads, 6-5
at Neutral Sites: LSU leads, 4-2

Texas A&M (12-9)

Jan. 1917	H	W	24-15
Jan. 1917	H	W	30-14
Jan. 25, 1921	H	W	30-28
Jan. 26, 1921	H	W	31-30
Feb. 21, 1921	A	W	24-16
Feb. 22, 1921	A	L	19-49
Dec. 14, 1941	H	L	41-56
Dec. 12, 1945	H	W	51-50
Dec. 29, 1947	FW	L	44-45
Dec. 17, 1948	H	W	58-55
Dec. 15, 1953	H	W	77-56
Dec. 13, 1954	H	W	73-61
Jan. 20, 1955	A	L	47-58
Dec. 10, 1955	A	L	59-73
Dec. 21, 1962	A	L	61-67
Dec. 28, 1971	Hou	L	68-73

Feb. 22, 1981	H	W	67-57
Dec. 7, 1981	A	L	63-68
Dec. 8, 1982	NO	W	88-70
Dec. 3, 1983	Hou	W	75-65
Nov. 30, 2002	Hou	L	77-79

FW = Fort Worth, Texas
Hou = Houston, Texas
NO = New Orleans, La.
LSU at home: LSU leads, 9-1
at Texas A&M: Texas A&M leads, 5-1
at Neutral Sites: A&M lead, 3-2

TA&M Corpus Christi (1-0)

Dec. 14, 2002	H	W	95-60
---------------	---	---	-------

Texas Christian (3-1)

Dec. 31, 1947	FW	W	52-46
Dec. 1960	A	W	68-62
Dec. 2, 1961	H	W	83-58
Nov. 21, 1986	H	L	74-83

FW = Fort Worth, Texas

Texas-El Paso (2-1)

Dec. 21, 1981	H	W	71-59
Dec. 22, 1982	A	W	51-49
March 17, 1989	Tuc	L	74-85

Tuc = Tucson, Ariz.

Texas Pan American (3-0)

Nov. 30, 1982	H	W	76-67
Dec. 21, 1983	H	W	81-70
Nov. 16, 1998	H	W	75-56

Texas Southern (1-0)

Dec. 8, 2000	H	W	89-57
--------------	---	---	-------

Texas Tech (1-3)

Dec. 16, 1957	H	L	72-79
Dec. 19, 1958	A	L	60-73
Dec. 18, 1959	H	L	65-72
Dec. 1960	A	W (ot)	73-69

Towson University (1-0)

Nov. 28, 2001	H	W	83-46
---------------	---	---	-------

Troy State (3-1)

Dec. 6, 1994	H	W	113-78
Nov. 22, 1996	H	W#	90-59
Dec 22, 1998	H	W	74-56
Nov. 26, 2004	H	W	78-69

#Game forfeited by NCAA

Tulane (121-83)

Jan. 26, 1911	H	W	47-7
Jan. 27, 1911	H	W	26-15
Feb. 17, 1911	A	W	27-25
Feb. 18, 1911	A	L	13-15
Feb. 14, 1913	A	L	13-15
Feb. 15, 1913	A	L	20-26
Feb. 28, 1913	H	L	15-16
March 1, 1913	H	W	13-12
Feb. 13, 1914	H	L	14-26
Feb. 14, 1914	H	L	7-10
Feb. 27, 1914	A	L	12-25
Feb. 28, 1914	A	L	6-13
Feb. 19, 1915	H	W	28-17
Feb. 20, 1915	H	W	39-19
Feb. 4, 1916	H	L	21-24
Feb. 5, 1916	H	L	18-22
Feb. 18, 1916	A	L	14-26
Feb. 19, 1916	A	W	19-16
Feb. 9, 1917	A	W	37-20
Feb. 10, 1917	A	W	27-18
Feb. 23, 1917	H	W	46-27
Feb. 24, 1917	H	W	26-20
Feb. 6, 1920	A	W	35-19

Feb. 7, 1920	A	W	29-10
Feb. 27, 1920	H	W	37-12
Feb. 28, 1920	H	W	37-12
Feb. 4, 1921	H	W	42-27
Feb. 5, 1921	H	W	52-24
Feb. 1921	A	L	29-31
Feb. 1921	A	W	27-20
Jan. 27, 1922	A	W	18-15
Jan. 28, 1922	A	W	26-18
Feb. 20, 1922	H	L	23-39
Feb. 21, 1922	H	W	34-19
Feb. 9, 1923	H	L	24-33
Feb. 10, 1923	H	L	18-28
Feb. 16, 1923	A	L	23-40
Feb. 17, 1923	A	L	11-34
Feb. 8, 1924	H	L	21-41
Feb. 9, 1924	H	L	29-38
Feb. 22, 1924	A	L	13-39
Feb. 23, 1924	A	L	26-30
Feb. 6, 1925	A	L	15-42
Feb. 7, 1925	A	L	15-43
Feb. 20, 1925	H	L	24-35
Feb. 21, 1925	H	L	23-26
Feb. 5, 1926	H	W	30-23
Feb. 6, 1926	H	L	23-24
Feb. 19, 1926	A	L	29-32
Feb. 20, 1926	A	L	13-22
Feb. 4, 1927	A	L	20-27
Feb. 5, 1927	A	L	9-36
Feb. 18, 1927	H	L	20-25
Feb. 19, 1927	H	L	20-23
Feb. 3, 1928	H	W	47-13
Feb. 4, 1928	H	W	41-18
Feb. 17, 1928	A	W	36-20
Feb. 18, 1928	A	W	39-25
Feb. 15, 1929	A	L	37-40
Feb. 16, 1929	A	W	28-21
Feb. 22, 1929	H	W	37-35
Feb. 23, 1929	H	L	32-33
Feb. 14, 1930	H	W	35-30
Feb. 15, 1930	H	W	24-15
Feb. 21, 1930	A	L	25-27
Feb. 22, 1930	A	L	27-30
Feb. 13, 1931	A	L	23-38
Feb. 14, 1931	A	W	39-31
Feb. 20, 1931	H	W	49-30
Feb. 21, 1931	H	W	48-27
Feb. 11, 1932	H	W	32-25
Feb. 12, 1932	H	W	34-22
Feb. 19, 1932	A	W	29-26
Feb. 20, 1932	A	L	29-33
Feb. 10, 1933	A	L	31-44
Feb. 11, 1933	A	W	46-28
Feb. 17, 1933	H	W	50-38
Feb. 18, 1933	H	W	51-37
Jan. 19, 1934	H	W	29-25
Jan. 20, 1934	H	W	48-26
Feb. 16, 1934	A	W	43-22
Feb. 17, 1934	A	W	36-21
Feb. 8, 1935	A	W	34-16
Feb. 9, 1935	A	W	35-24
Feb. 22, 1935	H	W	65-20
Feb. 23, 1935	H	W	64-23
Feb. 7, 1936	H	W	52-27
Feb. 8, 1936	H	W	49-26
Feb. 21, 1936	A	W	50-30
Feb. 22, 1936	A	W	46-22
Feb. 5, 1937	H	W	42-31
Feb. 6, 1937	H	W	46-42
Feb. 19, 1937	A	W	37-31
Feb. 20, 1937	A	L	32-52
Feb. 18, 1938	A	W	44-42
Feb. 19, 1938	A	W	31-27
Feb. 25, 1938	H	W	42-31
Feb. 26, 1938	H	L	39-41
Feb. 17, 1939	H	W	36-33

Feb. 18, 1939	H	L	33-36
Feb. 23, 1939	A	L	30-36
Feb. 24, 1939	A	W	41-31
Feb. 15, 1940	A	W	34-31
Feb. 16, 1940	A	W	35-29
Feb. 22, 1940	H	W	42-39
Feb. 23, 1940	H	W	40-39
Feb. 29, 1940	Knox	W	57-44
Feb. 14, 1941	H	L	44-55
Feb. 15, 1941	H	L	35-39
Feb. 20, 1941	A	W	59-44
Feb. 21, 1941	A	W	40-37
Feb. 12, 1942	H	W	51-46
Feb. 13, 1942	H	W	50-49
Feb. 19, 1942	A	W	48-44
Feb. 20, 1942	A	W	31-21
Feb. 1, 1943	A	W	91-57
Feb. 2, 1943	A	W	59-57
Feb. 19, 1943	H	W	35-34
Feb. 20, 1943	H	W	46-40
Feb. 9, 1944	H	L	42-43
Feb. 10, 1944	H	L	37-38
Feb. 16, 1944	A	L	39-41
Feb. 17, 1944	A	L	44-66
Feb. 1, 1945	A	L	43-45
Feb. 2, 1945	A	L	32-44
Feb. 9, 1945	H	W	50-44
Feb. 10, 1945	H	W	61-55
Feb. 21, 1946	H	W	54-45
Feb. 23, 1946	A	W	52-36
Feb. 28, 1946	Lville	W	74-29
Dec. 30, 1946	A	W	54-51
Jan. 17, 1947	A	L	38-40
Feb. 21, 1947	H	W	55-40
Feb. 28, 1947	Lville	L	50-63
Jan. 1948	H	L	42-54
Feb. 20, 1948	A	L	41-50
Jan. 14, 1949	A	L	51-71
Feb. 25, 1949	H	L	45-72
March 5, 1949	Lville	L	63-72
Jan. 13, 1950	H	L	70-75
Feb. 24, 1950	A	L	71-77
Feb. 10, 1951	A	L	54-69
Feb. 23, 1951	H	W	51-46
Jan. 26, 1952	A	L	67-71
Feb. 9, 1952	H	W	78-66
Feb. 7, 1953	H	W	48-31
March 6, 1953	A	W	53-52
Feb. 6, 1954	H	W	66-47
March 6, 1954	A	W	63-52
Feb. 5, 1955	H	L	57-81
March 4, 1955	A	L	53-82
Jan. 30, 1956	H	W	87-66
March 2, 1956	A	L	68-81
Jan. 18, 1957	H	L (ot)	64-66
March 1, 1957	A	L	51-59
Jan. 17, 1958	A	W	69-63
Feb. 28, 1958	A	W	67-63
Jan. 16, 1959	H	L	59-69
Feb. 27, 1959	A	L	65-77
Feb. 25, 1960	H	L	58-72
March 2, 1960	A	L	54-64
Jan. 28, 1961	H	W	86-66
March 2, 1961	A	L	65-68
Feb. 22, 1962	H	W	70-53
March 9, 1962	A	L	69-84
Feb. 12, 1963	H	L	57-59
March 1, 1963	A	L	65-77
Jan. 15, 1964	H	W	83-74
Feb. 28, 1964	A	L	68-80
Jan. 13, 1965	H	W	79-67
Feb. 27, 1965	A	W	7

Opponent Scores

Jan. 11, 1968	A	W	100-91
Feb. 21, 1968	H	W	99-92
Dec. 14, 1968	H	L(2ot)	99-101
Feb. 10, 1968	A	L	94-110
Dec. 13, 1969	A	W	97-91
Feb. 9, 1970	H	W	127-114
Dec. 16, 1971	H	W	94-79
Feb. 3, 1971	A	L	86-93
Jan. 17, 1972	H	W	76-58
Feb. 9, 1972	A	W	75-71
Feb. 8, 1973	A	W	92-83
Feb. 14, 1973	H	W	73-63
Dec. 19, 1973	A	W	67-60
Dec. 27, 1973	H	W	76-44
Dec. 4, 1974	H	W	80-78
Dec. 18, 1974	A	W	84-82
Dec. 3, 1975	A	W	79-65
Nov. 26, 1976	H	W	94-85
Dec. 7, 1977	H	W	120-88
Dec. 18, 1977	A	W	83-74
Dec. 4, 1978	H	W	109-85
Dec. 9, 1978	A	W	98-88
Dec. 5, 1979	A	W	80-79
Dec. 22, 1979	H	W	95-85
Dec. 6, 1980	H	W	119-81
Dec. 20, 1980	A	W	86-72
March 12, 1982	H	L	72-83
Dec. 28, 2002	A	W	74-62
Dec. 23, 2003	H	W	67-48

Knox = Knoxville, Tenn.

Lville = Louisville, Ky.

LSU at home: LSU leads, 67-33

at Tulane: LSU leads, 52-48

at Neutral Sites: Tied, 2-2

Tulsa (1-1)

Dec. 12, 1952	A	L	58-84
Jan. 26, 1953	H	W	55-51

U.S. International (1-0)

Jan. 16, 1984	H	W	104-66
---------------	---	---	--------

Utah (1-0)

Dec. 16, 2003	H	W	65-51
---------------	---	---	-------

Utah State (1-2)

Dec. 30, 1970	OKC	L	81-97
Dec. 29, 1972	A	L	83-104
Dec. 28, 1984	H	W	103-71

OKC = Oklahoma City, Okla.

Vanderbilt (45-52)

Feb. 1923	Atl	L	10-36
Feb. 22, 1926	H	W	24-23
Feb. 23, 1933	A	L	34-54
Feb. 24, 1933	A	L	26-52
Feb. 15, 1935	H	W	56-41
Feb. 16, 1935	H	W	40-31
Feb. 27, 1941	Lville	L	49-63
Feb. 29, 1947	Mem	W	62-52
Feb. 17, 1948	H	W	56-54
Feb. 19, 1949	A	L	51-61
March 4, 1949	Lville	W	60-56
Jan. 20, 1951	H	L	61-69
March 3, 1951	Lville	L	63-75
Jan. 7, 1952	A	L	47-58
Jan. 5, 1953	H	W	74-61
Feb. 15, 1954	A	W	82-69
Feb. 14, 1955	H	W	66-59
Feb. 11, 1956	A	L	68-107
Feb. 9, 1957	H	L	66-78
Feb. 1958	A	L	60-78
Feb. 7, 1959	H	L	57-72
Feb. 6, 1960	A	L	68-80
Feb. 1961	H	W	65-61
Feb. 12, 1962	A	L	67-70

Feb. 8, 1963	H	W	63-56
Feb. 8, 1964	A	L	64-66
Feb. 8, 1965	H	L	85-96
March 8, 1965	A	L	60-106
Jan. 29, 1966	A	L	66-98
Feb. 26, 1966	H	L	84-102
Jan. 30, 1967	A	L	77-79
March 6, 1967	A	L	66-75
Jan. 29, 1968	H	L	91-99
March 4, 1968	A	L	86-115
Jan. 9, 1969	A	L	92-94
Feb. 17, 1969	H	L	83-85
Dec. 11, 1969	H	W	109-86
Feb. 14, 1970	A	W	99-89
Feb. 13, 1971	H	L	75-81
March 4, 1971	A	W	87-85
Jan. 3, 1972	H	L	73-80
Feb. 19, 1972	A	L	83-104
Jan. 2, 1973	H	L	66-71
Feb. 17, 1973	A	L	72-82
Jan. 12, 1974	H	W	84-81
Feb. 11, 1974	A	L	88-91
Jan. 11, 1975	A	L	82-91
Feb. 10, 1975	H	L	74-83
Jan. 31, 1976	A	L	90-103
Feb. 28, 1976	H	W	89-75
Jan. 24, 1977	A	L	67-78
Feb. 21, 1977	H	W	95-74
Jan. 16, 1978	A	W	77-55
Feb. 13, 1978	H	W	80-73
Jan. 8, 1979	A	L	87-88
Feb. 5, 1979	H	W	92-71
Jan. 2, 1980	A	L	66-77
Jan. 30, 1980	H	W	83-81
Jan. 7, 1981	H	W	77-61
Feb. 4, 1981	A	W	86-81
Jan. 6, 1982	A	W	80-73
Feb. 3, 1982	H	W	78-70
Jan. 3, 1983	A	L	65-67
March 3, 1983	H	W	66-53
Jan. 1, 1984	H	W	73-66
March 3, 1984	A	L	68-74
Jan. 19, 1985	A	W	69-68
Feb. 20, 1985	H	W	64-55
Jan. 18, 1986	H	W	84-67
Feb. 20, 1986	A	W	74-68
Dec. 22, 1986	H	L	61-63
Jan. 31, 1987	A	L	65-66
Jan. 6, 1988	A	W	51-39
Feb. 6, 1988	H	W	94-79
Jan. 18, 1989	H	W	85-84
Feb. 18, 1989	A	L	74-108
Jan. 16, 1990	H	W	101-72
Feb. 18, 1990	A	W	121-108
Jan. 2, 1991	H	W	87-70
Feb. 2, 1991	A	L	59-63
Feb. 15, 1992	A	L	69-76
Feb. 17, 1993	H	L	66-87
March 13, 1993	Lex	W	72-62
Jan. 15, 1994	A	W	83-81
Jan. 28, 1995	H	L	58-66
March 9, 1995	Atl	L	61-85
Jan. 10, 1996	A	W	71-68
Jan. 15, 1997	H	L	62-69
Feb. 25, 1998	A	L	58-60
Feb 23, 1999	H	W	64-59
Jan. 15, 2000	A	L	62-65
March 10, 2000	Atl	W	71-60
Jan. 10, 2001	H	L	67-71
Feb. 6, 2002	A	L	63-68
March 7, 2002	Atl	W	69-62
Feb. 12, 2003	H	W	79-60
Feb. 21, 2004	A	L	54-74

Atl = Atlanta, Ga.

Lex = Lexington, Ky.

Lville = Louisville, Ky.

Mem = Memphis, Tenn.

LSU at home: LSU leads, 27-16

at Vanderbilt: Vanderbilt leads, 33-12

at Neutral Sites: LSU leads, 5-4

Villanova (2-2)

Dec. 29, 1952	NO	W	100-94
Dec. 28, 1976	H	L	68-76
March 15, 1990	Knox	W	70-63
Nov. 24, 1990	Sfld	L	91-93

NO = New Orleans, La.

Knox = Knoxville, Tenn.

Sfld = Springfield, Mass.

Virginia (0-1)

March 30, 1981	Phil	L	74-78
----------------	------	---	-------

Phil = Philadelphia, Pa.

Va. Military Institute (1-0)

Dec. 27, 1956	Sport	W	88-67
---------------	-------	---	-------

Sport = Shreveport, La.

Virginia Tech (0-1)

Dec. 20, 1963	A	L	64-72
---------------	---	---	-------

Wake Forest (1-0)

Dec. 28, 1981	NO	W	70-64
---------------	----	---	-------

NO = New Orleans, La.

Washington (3-1)

March 18, 1953	KC	L	69-88
Nov. 30, 1977	H	W	83-58
Dec. 1, 1983	H	W	51-48
Nov. 27, 1985	A	W	70-61

Washington & Lee (0-1)

Feb. 1929	Atl	L	22-32
-----------	-----	---	-------

Atl = Atlanta, Ga.

Washington State (0-1)

Dec. 1, 1973	A	L	78-80
--------------	---	---	-------

Weber State (2-0)

Dec. 20, 1972	Log	W	82-80
Nov. 23, 2001	Hilo	L (ot)	74-75

Log = Logan, Utah

Hilo = Hilo, Hawaii

Western Kentucky (1-0)

Jan. 24, 1987	H	W	67-62
---------------	---	---	-------

West Virginia State (1-0)

Dec. 29, 1986	Hono	W	93-76
---------------	------	---	-------

Hono = Honolulu, Hawaii

Wichita State (1-1)

March 22, 1981	NO	W	96-85
Feb. 21, 1982	H	L	65-66

NO = New Orleans, La.

Winthrop (1-0)

Dec. 28, 1993	H	W	100-71
---------------	---	---	--------

Wisconsin (0-4)

Dec. 19, 1953	H	L	66-82
Dec. 18, 1954	A	L	68-107
Dec. 15, 1967	Mil	L	94-96
March 23, 2000	Al	L	48-61

Mil = Milwaukee, Wis.

Al = Albuquerque, N.M.

Wyoming (3-0)

Dec. 26, 1968	OKC	W	84-78
Nov. 27, 1999	Hon	W	103-86
Jan. 3, 2001	H	W	73-69

OKC = Oklahoma City, Okla.

Hon = Honolulu, Hawaii

Xavier, Ohio (1-1)

Dec. 28, 1964	OKC	L	87-93
Dec. 22, 1980	H	W	78-62

OKC = Oklahoma City, Okla.

Yale (0-1)

Dec. 30, 1969	Hono	L	94-97
---------------	------	---	-------

Hono = Honolulu, Hawaii

YMCA (BR) (1-0)

Jan. 6, 1926	H	W	37-25
--------------	---	---	-------

YMCA (Houston) (3-0)

Feb. 25, 1921	A	W	49-19
Feb. 10, 1922	A	W	29-27
Feb. 11, 1922	A	W	28-22

YMCA (Mobile) (1-1)

Feb. 1917	A	L	18-37
Feb. 14, 1920	A	W	26-22

YMCA (New Orleans) (5-4)

Feb. 26, 1909	A	L	11-27
Feb. 27, 1909	A	L	16-37
Feb. 26, 1910	A	L	11-53
March 5, 1910	H	W	30-17
Feb. 5, 1912	A	L	24-25
Feb. 17, 1912	H	W	23-19
Feb. 6, 1915	H	W	55-18
Dec. 1915	H	W	42-26
Jan. 15, 1921	H	W	42-26

YMGC (New Orleans) (6-0)

Feb. 25, 1912	H	W	32-6
Feb. 8, 1913	H	W	39-11
Feb. 1915	H	W	24-11
Jan. 1916	H	W	39-22
Jan. 1917	H	W	54-22
Jan. 3, 1920	H	W	47-19

Records vs. Conferences

Southeastern Conference

Record vs. SEC: 576-599

Alabama	62-90
Arkansas	14-24
Auburn	72-56
Florida	56-35
Georgia	55-39
Kentucky	21-74
Ole Miss	108-77
Mississippi State	97-88
South Carolina	6-11
Tennessee	40-53
Vanderbilt	45-52

American East

LSU Record vs. AE: 3-0
SEC Record in 2004: 4-1

Boston U.	2-0
Maine	1-0

Atlantic Coast Conference

LSU Record vs. ACC: 31-35
SEC Record in 2004: 7-3

Clemson	3-2
Duke	1-5
Florida State	2-2
Georgia Tech	20-14
Maryland	2-2
North Carolina	2-9
Virginia	0-1
Wake Forest	1-0

Atlantic Sun

LSU Record vs. AS: 14-0
SEC Record in 2004: 10-1

Belmont	1-0
Campbell	2-0
Mercer	3-0
Sanford	3-0
Troy St.	4-0
Georgia St.	1-0

Atlantic IO Conference

LSU Record vs. Atlantic IO: 4-4
SEC Record in 2004: 3-2

Dayton	0-2
Fordham	1-0
St. Joseph's (Pa.)	0-1
Temple	1-0
Virginia Tech	0-1
Xavier (Ohio)	2-0

Big East Conference

LSU Record vs. Big East: 11-14
SEC Record in 2004: 3-5

Connecticut	0-1
Georgetown	4-2
Miami (Fla.)	1-3
Notre Dame	1-0
St. John's	1-2
Syracuse	0-1
Villanova	2-2
West Virginia	2-2
Va. Tech	0-1

Big 12 Conference

LSU Record vs. Big 12: 40-32
SEC Record in 2004: 1-4

Baylor	3-4
Kansas	1-3
Missouri	1-0
Nebraska	1-0
Oklahoma	2-2
Oklahoma State	1-1
Texas	17-10
Texas A&M	12-9
Texas Tech	1-3

Big Sky Conference

LSU Record vs. Big Sky: 6-1
SEC Record in 2004: 2-0

Montana State	4-0
Northern Arizona	2-0
Weber State	0-1

Big South Conference

LSU Record vs. Big South: 1-1
SEC Record in 2004: 4-1

Radford	1-0
Winthrop	0-1

Big Ten Conference

LSU Record vs. Big 10: 5-16
SEC Record in 2004: 5-1

Illinois	0-2
Indiana	0-5
Iowa	2-0
Michigan	0-2
Michigan State	0-1
Northwestern	1-2
Penn State	1-0
Purdue	1-1
Wisconsin	0-3

Big West Conference

LSU Record vs. Big West: 2-3
SEC Record in 2004: 1-0

Pacific	1-1
Utah State	1-2

Colonial League

LSU Record vs. Colonial: 7-0
SEC Record in 2004: 1-1

George Mason	1-0
N. Carolina-Wilmington	4-0
Delaware	1-0
Towson	1-0

Conference USA

LSU Record vs. CUSA: 138-107
SEC Record in 2004: 9-7

UAB	1-0
DePaul	3-3
Houston	4-8
Louisville	1-8
Marquette	0-1
Memphis	3-1
Saint Louis	1-2
Southern Miss	2-0
Tulane	121-83
TCU	3-1

Horizon League

LSU Record vs. Horizon: 4-0
SEC Record in 2004: 0-0

Cleveland State	1-0
Illinois-Chicago	1-0
Loyola (Ill.)	2-0

Ivy League

LSU Record vs. Ivy: 3-1
SEC Record in 2004: 1-0

Cornell	3-0
Yale	0-1

Metro Atlantic

LSU Record vs. Metro Atl.: 6-2
SEC Record in 2004: 0-1

Canisius	0-2
Iona	1-0
Marist	2-0
Niagara	1-0
St. Peter's	2-0

Mid-Continent Conference

LSU Record vs. Mid-Cont.: 13-2
SEC Record in 2004: 2-1

Centenary	7-1
Oakland	1-0
Oral Roberts	5-1

Mid-Eastern Athletic Conference

LSU Record vs. MEAC: 5-1
SEC Record in 2004: 0-0

Coppin State	0-1
Delaware State	1-0
Howard	1-0
N. Carolina A&T	2-0
Norfolk St.	1-0

Missouri Valley Conference

LSU Record vs. MVC: 2-3
SEC Record in 2004: 3-0

Creighton	0-1
Drake	1-0
Evansville	0-1
Wichita State	1-1

Mountain West

LSU Record vs. MW: 8-4
SEC Record in 2004: 3-1

Brigham Young	1-1
Nevada - Las Vegas	3-3
Utah	1-0
Wyoming	3-0

Northeast Conference

LSU Record vs. Northeast: 5-1
SEC Record in 2004: 1-0

Long Island	0-1
Md-Baltimore County	1-0
Robert Morris	1-0
St. Francis (Pa.)	3-0

Ohio Valley Conference

LSU Record vs. OVC: 6-0
SEC Record in 2004: 13-0

Middle Tenn. State	1-0
Morehead State	1-0
Tennessee-Martin	3-0
Tennessee State	1-0

Pacific IO Conference

LSU Record vs. Pac-IO: 14-21
SEC Record in 2004: 4-0

Arizona	3-3
California	2-1
Oregon State	3-0
Southern California	1-6
Stanford	2-2
UCLA	0-7
Washington	2-1
Washington State	1-1

Patriot League

LSU Record vs. Patriot: 6-3
SEC Record in 2004: 2-0

Army	1-1
Colgate	2-0
Holy Cross	1-1
Lafayette	2-0
Navy	0-1

Southern Conference

LSU Record vs. Southern: 2-0
SEC Record in 2004: 9-1

Appalachian State	1-0
VMI	1-0

Southland Conference

LSU Record vs. Southland: 47-8
SEC Record in 2004: 10-0

UL-Monroe	3-0
McNeese State	13-0
Nicholls State	11-0
Northwestern State	11-7
Sam Houston St.	1-0
Southwest Texas St.	1-0
Southeastern La.	7-1

Southwestern Athletic

LSU Record vs. SWAC: 15-1
SEC Record in 2004: 4-0

Alcorn	2-0
Grambling St.	1-0
Jackson State	2-1
Prarie View	3-0
Southern	6-0
Texas Southern	1-0

Sun Belt Conference

LSU Record vs. Sun Belt: 48-16
SEC Record in 2004: 8-1

Arkansas State	2-1
Jacksonville	0-1
Lamar	3-1
UL-Lafayette	32-9
Middle Tennessee	1-0
New Orleans	6-4
South Alabama	1-0
Texas-Pan American	2-0
Western Kentucky	1-0

West Coast Conference

LSU Record vs. WCC: 3-0
SEC Record in 2004: 1-1

Loyola Marymount	2-0
Santa Clara	1-0

Western Athletic Conference

LSU Record vs. WAC: 33-32
SEC Record in 2004: 3-0

Fresno State	2-1
Hawaii	0-1
Louisiana Tech	9-1
Nevada	1-1
Rice	16-24
SMU	2-2
Texas-El Paso	2-1
Tulsa	1-1

SEC Basketball Champions

YEAR	LSU RANK & RECORD		CHAMPION	SEC REC	OVERALL
1932-33	4th	13- 7	Kentucky	8-0	20- 3
1933-34	3rd	13- 3	Alabama	13-2	17- 2
1934-35	1st	12- 0	LSU	12-0	14- 1
			Kentucky	11-0	19- 2
1935-36	6th	9- 6	Tennessee	8-4	15- 6
1936-37	7th	7- 6	Kentucky	5-3	17- 5
1937-38	6th	7- 6	Georgia Tech	9-2	18- 2
1938-39	4th	10- 5	Kentucky	5-2	16- 4
1939-40	4th	8- 4	Kentucky	4-4	15- 6
1940-41	5th	7- 5	Tennessee	8-3	17- 5
1941-42	4th	8- 3	Kentucky	6-2	19- 6
1942-43	2nd	11- 2	Tennessee	6-3	14- 5
1943-44	3rd	0- 4	Kentucky	0-0	19- 2
1944-45	7th	3- 3	Kentucky	4-1	22- 4
1945-46	1st	8- 0	Kentucky	6-0	28- 2
1946-47	2nd	9- 2	Kentucky	11-0	34- 2
1947-48	11th	4-10	Kentucky	9-0	36- 3
1948-49	5th	7- 6	Kentucky	13-0	32- 2
1949-50	9th	5- 8	Kentucky	11-2	25- 5
1950-51	5th	6- 8	Kentucky	14-0	32- 2
1951-52	2nd	9- 5	Kentucky	11-2	25- 5
1952-53	1st	13- 0	LSU	13-0	22- 3
1953-54	1st	14- 0	LSU	14-0	21- 5
			Kentucky	14-0	25- 0
1954-55	11th	3-11	Kentucky	12-2	23- 3
1955-56	9th	5- 9	Alabama	14-0	21- 3
1956-57	12th	1-13	Kentucky	12-2	23- 5
1957-58	10th	3-11	Kentucky	12-2	23- 6
1958-59	10th	2-12	Miss. State	13-1	24- 1
1959-60	11th	3-11	Auburn	12-2	19- 3
1960-61	6th	6- 8	Miss. State	11-3	19- 6
1961-62	5th	7- 7	Miss. State	13-1	24- 1
			Kentucky	13-1	23- 3
1962-63	8th	5- 9	Miss. State	12-2	22- 6
1963-64	4th	8- 6	Kentucky	11-3	21- 6
1964-65	7th	7- 9	Vanderbilt	15-1	24- 4
1965-66	10th	2-14	Kentucky	15-1	24- 4
1966-67	10th	1-17	Tennessee	15-3	21- 7
1967-68	6th	8-10	Kentucky	15-3	22- 5
1968-69	7th	7-11	Kentucky	16-2	23- 5
1969-70	2nd	13- 5	Kentucky	17-1	26- 2
1970-71	3rd	10- 8	Kentucky	16-2	22- 6
1971-72	7th	6-12	Kentucky	14-4	21- 7
			Tennessee	14-4	19- 6
1972-73	5th	9- 9	Kentucky	14-4	20- 8
1973-74	8th	6-12	Vanderbilt	15-3	23- 5
			Alabama	15-3	22- 5
1974-75	7th	6-12	Kentucky	15-3	26- 5
			Alabama	15-3	22- 5
			Alabama	15-3	23- 5
1975-76	9th	5-13	Alabama	15-3	23- 5
1976-77	5th	8-10	Kentucky	16-2	26- 4
1977-78	3rd	12- 6	Kentucky	16-2	24- 2
1978-79	1st	14- 4	LSU	14-4	23- 6
1979-80	2nd	14- 4	Kentucky	15-3	29- 6
1980-81	1st	17- 1	LSU	17-1	31- 5
1981-82	5th	11- 7	Kentucky	13-5	22- 8
			Tennessee	13-5	20-10
1982-83	2nd	10- 8	Kentucky	13-5	23- 8
1983-84	3rd	11- 7	Kentucky	14-4	29- 5
1984-85	1st	13- 5	LSU	13-5	19-10
1985-86	5th	9- 9	Kentucky	17-1	32- 4
1986-87	6th	8-10	Alabama	16-2	28- 5
1987-88	4th	10- 8	Kentucky#	13-5	27- 6
1988-89	4th	11- 7	Florida	13-5	21-13

1989-90	2nd	12- 6	Georgia	13-5	20- 9
1990-91	1st	13- 5	LSU	13-5	20-10
			Miss. St.	13-5	20-9
1991-92	2nd W, 2nd	12-4	Arkansas	13-3	26-8
1992-93	2nd W, 4th	9-7	Vanderbilt	14-2	28-6
1993-94	5th W, 9th	5-11	Arkansas	14-2	31-3
1994-95	5th W, 8th	6-10	Kentucky	14-2	28-5
1995-96	6th W, 12th	4-12	Kentucky	16-0	34-2
1996-97	6th W, 12th	3-13	S. Carolina	15-1	24-8
1997-98	6th W, 12th	2-14	Kentucky	14-2	35-4
1998-99	6th W, 11th	4-12	Auburn	14-2	29-4
1999-00	1st W, 1st	12-4	LSU	12-4	28-4
			Florida	12-4	29-8
			Kentucky	12-4	23-10
			Tennessee	12-4	28-7
2000-01	6th W, 12th	2-14	Kentucky	12-4	24-10
			Florida	12-4	24-7
2001-02	4th W, 8th	6-10	Alabama	12-4	27-8
2002-03	t2nd W, t6th	8-8	Kentucky	16-0	32-4
2003-04	t2nd W, t4th	8-8	Miss. State	14-2	26-4

NOTE: In the early years of the SEC, members did not play a full conference schedule. Instead of determining a champion from regular season play, the SEC champion was determined by the conference tournament from 1933-50, except for 1935. Beginning with the 1950-51 season when the SEC adopted a 14-game round-robin schedule, the team completing the regular season conference schedule with the best winning percentage was recognized as champion. The conference schedule was increased to 16 games in 1964-65, and to 18-games for the 1966-67 season. With the addition of Arkansas and South Carolina for the 1991-92 season, the league split into two six-team divisions playing a schedule of 16 games. Both divisional and overall champions were crowned.

Vacated by SEC

SOUTHEASTERN CONFERENCE HISTORY

All-Time League Standings (Regular Season Games Only, 1933-04)

TEAM	YRS.	WON	LOST	PCT.
Kentucky	71	809	215	.790
Arkansas	13	117	87	.574
Alabama	71	662	491	.574
Tennessee	71	592	470	.557
Vanderbilt	72	566	522	.520
LSU	72	560	546	.506
Auburn	71	517	581	.471
Florida	71	474	565	.456
Mississippi St.	71	482	637	.431
Georgia	72	448	636	.413
South Carolina	13	84	124	.404
Ole Miss	71	401	698	.365

Former Members

Georgia Tech	32	201	207	.493
Tulane	34	195	252	.436
Sewanee	8	3	76	.038

SEC Championships

Kentucky	42	Last: 2003
LSU	8	Last: 2000
Tennessee	8	Last: 2000
Alabama	7	Last: 2002
Mississippi St.	6	Last: 2004
Florida	3	Last: 2001
Vanderbilt	3	Last: 1993
Arkansas	2	Last: 1994
Auburn	2	Last: 1999
Georgia	1	Last: 1990
South Carolina	1	Last: 1997
Georgia Tech	1	Last: 1938

LSU in the Post Season

1953 NCAA Tournament

Coach Harry Rabenhorst

East Regional - Raleigh, N. C.

March 13 - LSU 89, Lebanon Valley 76 (Regional Semifinals)

March 14 - LSU 81, Holy Cross 73 (Regional Finals)

Final Four - Kansas City, Mo.

March 17 - Indiana 80, LSU 67 (National Semifinals)

March 18 - Washington 88, LSU 69 (National 3rd Place Game)

1954 NCAA Tournament

Coach Harry Rabenhorst

East Regional - Iowa City, Iowa

March 12 - Penn State 78, LSU 70 (Regional Semifinals)

March 13 - Indiana 73, LSU 62 (Regional Third Place Game)

1970 National Invitation Tournament

Coach Press Maravich

Madison Square Garden - New York, New York

March 15 - LSU 83, Georgetown 82 (First Round)

March 17 - LSU 97, Oklahoma 94 (Quarterfinals)

March 19 - Marquette 101, LSU 79 (Semifinals)

March 21 - Army 75, LSU 68 (Third Place Game)

1979 NCAA Tournament

Coach Dale Brown

Mideast Regional - Bloomington, Ind.

March 10 - LSU 71, Appalachian State 57 (Second Round)

Mideast Regional - Indianapolis, Ind.

March 16 - Michigan State 87, LSU 71 (Regional Semifinals)

1980 NCAA Tournament

Coach Dale Brown

Midwest Regional - Denton, Texas

March 9 - LSU 98, Alcorn State 88 (Second Round)

Midwest Regional - Houston, Texas

March 14 - LSU 68, Missouri 63 (Regional Semifinals)

March 16 - Louisville 86, LSU 66 (Regional Finals)

1981 NCAA Tournament

Coach Dale Brown

Midwest Regional - Austin, Texas

March 14 - LSU 100, Lamar 78 (Second Round)

Midwest Regional - New Orleans, La.

March 20 - LSU 72, Arkansas 56 (Regional Semifinals)

March 22 - LSU 96, Wichita State 85 (Regional Finals)

NCAA Final Four - Philadelphia, Pa.

March 28 - Indiana 67, LSU 49 (National Semifinals)

March 30 - Virginia 78, LSU 74 (National Third Place Game)

1982 National Invitation Tournament

Coach Dale Brown

First Round - Baton Rouge, La.

March 12 - Tulane 83, LSU 72

1983 National Invitation Tournament

Coach Dale Brown

First Round - Baton Rouge, La.

March 16 - New Orleans 99, LSU 94 (ot)

1984 NCAA Tournament

Coach Dale Brown

West Regional - Salt Lake City, Utah

March 15 - Dayton 74, LSU 66 (First Round)

1985 NCAA Tournament

Coach Dale Brown

Southeast Regional - Dayton, Ohio

March 15 - Navy 78, LSU 55 (First Round)

1986 NCAA Tournament

Coach Dale Brown

Southeast Regional - Baton Rouge, La.

March 13 - LSU 94, Purdue 87 (2 ot) (First Round)

March 15 - LSU 83, Memphis State 81 (Second Round)

Southeast Regional - Atlanta, Ga.

March 20 - LSU 70, Georgia Tech 64 (Regional Semifinals)

March 22 - LSU 59, Kentucky 57 (Regional Finals)

NCAA Final Four - Dallas, Texas

March 29 - Louisville 88, LSU 77 (National Semifinals)

1987 NCAA Tournament

Coach Dale Brown

Midwest Regional - Chicago, Ill.

March 13 - LSU 85, Georgia Tech 79 (First Round)

March 15 - LSU 72, Temple 62 (Second Round)

Midwest Regional - Cincinnati, Ohio

March 20 - LSU 63, DePaul 58 (Regional Semifinals)

March 22 - Indiana 77, LSU 76 (Regional Finals)

1988 NCAA Tournament

Coach Dale Brown

East Regional - Hartford, Conn.

March 18 - Georgetown 66, LSU 63 (First Round)

1989 NCAA Tournament

Coach Dale Brown

West Regional - Tucson, Ariz.

March 17 - Texas-El Paso 85, LSU 74 (First Round)

1990 NCAA Tournament

Coach Dale Brown

Southeast Regional - Knoxville, Tenn.

March 15 - LSU 70, Villanova 63 (First Round)

March 17 - Georgia Tech 94, LSU 91 (Second Round)

1991 NCAA Tournament

Coach Dale Brown

Midwest Regional - Minneapolis, Minn.

March 14 - Connecticut 79, LSU 62 (First Round)

1992 NCAA Tournament

Coach Dale Brown

West Regional - Boise, Idaho

March 19 - LSU 94, Brigham Young 83 (First Round)

March 21 - Indiana 89, LSU 79 (Second Round)

1993 NCAA Tournament

Coach Dale Brown

Midwest Regional - Chicago, Ill.

March 18 - California 66, LSU 64 (First Round)

2000 NCAA Tournament

Coach John Brady

West Regional - Salt Lake City

March 16 - LSU 64, SE Missouri St. 61

March 18 - LSU 72, Texas 67

West Regional - Albuquerque, N.M.

March 23 - Wisconsin 61, LSU 48

2002 National Invitation Tournament

Coach John Brady

First Round - Iowa City, Iowa

March 13 - LSU 63, Iowa 61

Second Round - Baton Rouge, La.

March 19 - Ball St. 75, LSU 65

2003 NCAA Tournament

Coach John Brady

First Round - Birmingham, Ala.

March 21 - Purdue 80, LSU 56

2004 National Invitation Tournament

Coach John Brady

First Round -- Norman, Okla.

March 17 -- Oklahoma 70, LSU 61

Most Consecutive NCAA Tournament Appearances

SCHOOL	NUMBER	YEARS
North Carolina	27	1975-01
Arizona	20	1985-present
Indiana	18	1986-2003
Kansas	15	1990-present
UCLA	14	1989-2003
Georgetown	14	1979-92
UCLA	13	1967-79
Cincinnati	13	1992-present
Kentucky	13	1992-present
Temple	12	1990-01
Duke	11	1984-94
Maryland	11	1994-present
LSU	10	1984-93
Marquette	10	1971-80
Syracuse	10	1983-92
Stanford	10	1995-present

Most Consecutive NCAA Tour. Appear. for Coaches

Dean Smith, North Carolina	23	1975-97
Lute Olson, Arizona	20	1985-present
Bob Knight, Indiana	15	1986-00
Roy Williams, Kansas, North Carolina	15	1990-present
John Thompson, Georgetown	14	1979-92
Bob Huggins, Cincinnati	13	1992-present
John Chaney, Temple	12	1990-2001
Eddie Sutton, Arkansas, Kentucky	12	1977-88
Mike Krzyzewski, Duke	11	1984-94
Tubby Smith, Kentucky	11	1994-present
Gary Williams, Maryland	11	1994-present
Dale Brown, LSU	10	1984-93
Jim Boeheim, Syracuse	10	1983-92
Kelvin Sampson, Oklahoma	10	1994-03
Mike Montgomery, Stanford	10	1995-present

SEC Final Four Appearances

	APPEARANCES	COACHES
Kentucky	13	Adolph Rupp (6), Joe Hall (3), Rick Pitino (3), Tubby Smith (1)
LSU	3	Dale Brown (2), Harry Rabenhorst (1)
Arkansas	2	Nolan Richardson (2)
Florida	2	Lon Kruger (1), Billy Donovan (1)
Georgia	1	Hugh Durham (1)
Miss. State	1	Richard Williams (1)



Xavier Whipple

SEC Postseason Tournament Appearances

NCAA Tournament

SCHOOL	APP.	W - L	PCT.
Kentucky	45	93-40	.699
Arkansas	26	39-26	.600
LSU	17	19-20	.487
Alabama	16	17-16	.515
Tennessee	13	8-14	.364
Florida	9	13-9	.591
Auburn	8	12-8	.600
Vanderbilt	8	7-9	.437
Georgia	8	6-8	.429
South Carolina	8	4-9	.308
Miss. State	7	9-7	.562
Ole Miss	6	3-6	.333

National Invitation Tournament

SCHOOL	APP.	W - L	PCT.
Tennessee	11	12-11	.522
Georgia	10	10-10	.500
Vanderbilt	9	16-8	.667
Alabama	9	17-12	.586
South Carolina	8	11-8	.579
Kentucky	7	11-5	.688
Florida	7	6-9	.400
Ole Miss	6	6-6	.500
Miss. State	5	3-5	.375
LSU	5	3-6	.333
Auburn	5	2-5	.286
Arkansas	2	4-3	.571

Postseason Totals

SCHOOL	APP.	W - L	PCT.
Kentucky	52	104-45	.698
Arkansas	28	43-29	.597
Alabama	25	34-28	.548
Tennessee	24	20-25	.444
LSU	22	22-26	.458
Georgia	18	16-18	.470
Vanderbilt	17	23-17	.575
Florida	16	19-18	.513
South Carolina	16	15-17	.469
Auburn	13	14-13	.518
Miss. State	12	12-12	.500
Ole Miss	12	9-12	.429



Antonio Hudson

LSU and the Polls

1953

1. Indiana
2. Seton Hall
3. Kansas
4. Washington
- 5. LSU**
6. LaSalle
7. St. John's
8. Oklahoma State
9. Duquesne
10. Notre Dame

All-America

Walter Dukes (Seton Hall)
 John O'Brien (Seattle)
 Bob Houbregs (Washington)
 Tom Gola (LaSalle)
 Ernie Beck (Penn)

1954

1. Kentucky
2. LaSalle
3. Holy Cross
4. Indiana
5. Duquesne
6. Notre Dame
7. Bradley
8. Western Kentucky
9. Penn State
10. Oklahoma State
- 14. LSU**

All-America

BOB PETTIT (LSU)
 Frank Selvy (Furman)
 John Schlundt (Indiana)
 Tom Gola (LaSalle)
 Cliff Hagan (Kentucky)

1968

1. Houston
2. UCLA
3. St. Bonaventure
4. North Carolina
5. Kentucky
6. New Mexico
7. Columbia
8. Davidson
9. Louisville
10. Duke

All-America

PETE MARAVICH (LSU)
 Elvin Hayes (Houston)
 Wes Unseld (Louisville)
 Lew Alcindor (UCLA)
 Calvin Murphy (Niagara)

Coach of the Year

Guy V. Lewis (Houston)

1969

1. UCLA
2. LaSalle
3. Santa Clara
4. North Carolina
5. Davidson
6. Purdue
7. Kentucky
8. St. John's
9. Duquesne
10. Villanova

All-America

PETE MARAVICH (LSU)
 Lew Alcindor (UCLA)*
 Spencer Haywood (Detroit)
 Rick Mount (Purdue)
 Calvin Murphy (Niagara)

Coach of the Year

John Wooden (UCLA)

1970

1. Kentucky
2. UCLA
3. St. Bonaventure
4. Jacksonville
5. New Mexico State
6. South Carolina
7. Iowa
8. Marquette
9. Notre Dame
10. North Carolina State

All-America

PETE MARAVICH (LSU)*
 Bob Lanier (St. Bonaventure)
 Dan Issel (Kentucky)
 Rick Mount (Purdue)
 Calvin Murphy (Niagara)

Coach of the Year

John Wooden (UCLA)

1979

1. Indiana State
2. UCLA
3. Michigan State
4. Notre Dame
5. Arkansas
6. DePaul
- 7. LSU**
8. Syracuse
9. North Carolina
10. Marquette

All-America

Larry Bird (Indiana State)*
 Billy Cartwright (USF)
 David Greenwood (UCLA)
 Sidney Moncrief (Ark.)
 Earvin Johnson (Mich. St.)

Coach of the Year

Bill Hodges (Indiana St.)

1980

1. DePaul
2. Louisville
- 3. LSU**
4. Kentucky
5. Oregon State
6. Syracuse
7. Indiana
8. Maryland
9. Notre Dame
10. Ohio State

All-America

Joe Barry Carroll (Purdue)
 Albert King (Maryland)
 Mark Aguirre (DePaul)*
 Darrell Griffith (Louisville)
 Kyle Macy (Kentucky)

Coach of the Year

Ray Meyer (DePaul)

1981

1. DePaul
2. Oregon State
3. Arizona State
- 4. LSU**
5. Virginia
6. North Carolina
7. Notre Dame
8. Kentucky
9. Indiana
10. UCLA

All-America

Mark Aquirre (DePaul)
 Raph Sampson (Virginia)
 Danny Ainge (BYU)
 Isiah Thomas (Indiana)
 Kevin Magee (Cal.-Irvine)

Coach of the Year

Ralph Miller (Oregon St.)

1985

1. Georgetown
2. Michigan
3. St. John's
4. Memphis State
5. Oklahoma
6. Georgia Tech
7. North Carolina
8. Louisiana Tech
9. UNLV
10. Illinois
- 20. LSU**

All-America

Patrick Ewing (Georgetown)*
 Keith Lee (Memphis State)
 Xavier McDaniel (Wichita St.)
 Chris Mullen (St. John's)
 Wayman Tisdale (Okla.)

Coach of the Year

Bill Frieder (Michigan)

1989

1. Arizona
2. Georgetown
3. Illinois
4. Oklahoma
5. North Carolina
6. Missouri
7. Syracuse
8. Indiana
9. Duke
10. Michigan

All-America

CHRIS JACKSON (LSU)
 Sean Elliot (Arizona)*
 Stacey King (Oklahoma)
 Danny Ferry (Duke)
 Sherman Douglas (Syr.)

Coach of the Year

Bobby Knight (Indiana)

1990

1. Oklahoma
2. Nevada-Las Vegas
3. Connecticut
4. Michigan State
5. Kansas
6. Syracuse
7. Arkansas
8. Georgetown
9. Georgia Tech
10. Purdue
- 16. LSU**

All-America

CHRIS JACKSON (LSU)
 Lionel Simmons (LaSalle)*
 Gary Payton (Oregon St.)
 Derrick Coleman (Syr.)
 Larry Johnson (UNLV)

1991

1. UNLV
2. Arkansas
3. Indiana
4. N. Carolina
5. Ohio State
6. Duke
7. Syracuse
8. Arizona
9. Kentucky
10. Utah
- 22. LSU**

All-America

SHAQUILLE O'NEAL (LSU)*
 Larry Johnson (UNLV)
 Stacey Augmon (UNLV)
 Billy Owens (Syracuse)
 Kenny Anderson (Ga. Tech)

Coach of the Year

Randy Ayers (Ohio St.)

1992

1. Duke
2. Kansas
3. Ohio State
4. UCLA
5. Indiana
6. Kentucky
7. UNLV
8. Southern Cal
9. Arkansas
10. Arizona
- 25. LSU**

All-America

SHAQUILLE O'NEAL (LSU)
 Christian Laettner (Duke)*
 Jim Jackson (Ohio St.)
 Harold Miner (USC)
 Alonzo Mourning (Georgetown)

Coach of the Year

Mike Krzyzewski (Duke)

2000

1. Duke
2. Michigan St.
3. Stanford
4. Arizona
5. Temple
6. Iowa St.
7. Cindinnati
8. Ohio St.
9. St. John's
- 10. LSU**

AP Ratings

Regular Season Only
*Player of Year Indicated**
Writers Poll began in 1949

LSU's Record as a Ranked Team in AP Poll

RK	W	L	Pct.
1			
2	2	2	.500
3	3	2	.600
4	13	4	.765
5	14	4	.778
6	13	1	.928
7	12	4	.750
8	10	6	.625
9	19	5	.792
10	18	6	.750
11	23	2	.920
12	14	2	.875
13	5	2	.714
14	24	7	.774
15	9	2	.818
16	9	5	.643
17	7	5	.583
18	6	2	.750
19	7	3	.700
20	7	3	.700
21	2	2	.500
22	2	3	.400
23	3	3	.500
24	1	3	.250
25	4	2	.667
Totals	227	80	.739

LSU's Record vs. Ranked Teams in AP Poll

Rk	W	L	Pct.
1	2	11	.154
2	2	12	.143
3	2	11	.154
4	0	16	.000
5	4	17	.190
6	3	9	.250
7	5	9	.357
8	4	15	.210
9	3	12	.200
10	1	8	.111
11	1	9	.100
12	1	9	.100
13	0	9	.000
14	1	7	.125
15	1	7	.125
16	7	4	.636
17	0	7	.000
18	3	7	.300
19	4	2	.667
20	5	6	.454
21	0	4	.000
22	2	2	.500
23	0	3	.000
24	0	3	.000
25	0	4	.000
Totals	51	203	.201

LSU in the Associated Press Poll

1952-53

Dec. 1610
Dec. 238
Dec. 3017
Jan. 611
Jan. 1314
Jan. 2014
Jan. 2711
Feb. 310
Feb. 108
Feb. 176
Feb. 246
March 35
March 107
March 245

1953-54

Dec. 810
Dec. 155
Dec. 2214
Dec. 2918
Jan. 1216
Jan. 1912
Jan. 2614
Feb. 217
Feb. 917
Feb. 1613
Feb. 2312
March 27
March 98
March 2314

1969-70

Dec. 1615
---------	---------

1978-79

Preseason14
Nov. 2811
Dec. 512
Dec. 1211
Dec. 1910
Dec. 267
Jan. 37
Jan. 95
Jan. 169
Jan. 239
Jan. 309
Feb. 68
Feb. 136
Feb. 205
Feb. 278
March 69
March 137

1979-80

Preseason7
Dec. 46
Dec. 116
Dec. 187
Dec. 265
Jan. 24
Jan. 86
Jan. 1514
Jan. 2211
Jan. 2910
Feb. 57
Feb. 126
Feb. 195
Feb. 265
March 43

1980-81

Preseason12
Dec. 215
Dec. 911
Dec. 1610
Dec. 2310
Dec. 3010
Jan. 69
Jan. 136
Jan. 205
Jan. 274
Feb. 34
Feb. 104
Feb. 174
Feb. 242
March 33
March 104

1981-82

Preseason17
-----------	---------

1983-84

Preseason11
Nov. 2912
Dec. 69
Dec. 1310
Dec. 2011
Dec. 279
Jan. 39
Jan. 1011
Jan. 1715
Jan. 2410
Jan. 3114
Feb. 720T
Feb. 1417

1984-85

Preseason14
Nov. 2716
Dec. 413
Dec. 1119
Dec. 1819
Dec. 2518
Jan. 114
March 519
March 1220

1985-86

Preseason14
Nov. 2612
Dec. 311
Dec. 1011
Dec. 179
Dec. 249
Dec. 318
Jan. 78
Jan. 1414
Jan. 2114
Jan. 2817

1988-89

Feb. 719
Feb. 2120

1989-90

Preseason2
Nov. 279
Dec. 59
Dec. 129
Dec. 198
Dec. 269
Jan. 211
Jan. 914
Jan. 1613
Jan. 2316
Jan. 3014
Feb. 611
Feb. 139
Feb. 2012
Feb. 2715
March 616
March 1319

1990-91

Preseason14
Nov. 2720
Dec. 418
Dec. 1112
Dec. 1810
Dec. 2515
Jan. 114

Jan. 820
Jan. 1520
Jan. 2216
Jan. 2914
Feb. 519
Feb. 1220
Feb. 1919
Feb. 2618
March 516
March 1222

1991-92

Preseason6
Nov. 259
Dec. 216
Dec. 925
Feb. 322
Feb. 1020
March 223
March 923
March 1625

1993-94

Dec. 1325
---------	---------

1999-2000

Jan. 421
Jan. 1124
Feb. 122
Feb. 815
Feb. 1516
Feb. 2215
Feb. 2912
March 710
March 1410

2002-03

Dec. 2324
Dec. 3021
Jan. 1323

2003-04

Feb. 17	-----24
---------	---------

Highlights of the Poll

- Poll Debut - Dec. 16, 1952
- Total Poll Appearances All-Time - 170
- Most Consecutive Polls - 49 (Preseason poll, 1978-79, to preseason poll, 1981-82)
- Total Appearances in AP Final Poll - 10
- Highest Ranking in AP Poll - 2 (Feb. 24, 1981, Preseason poll 1989-90)

- LSU's record since 1948-49 against teams ranked in top 10 - 26-120 (17.8 percent)
- LSU's record since 1948-49 against teams ranked in AP's top 25 - 51-203 (20.7 percent)
- LSU versus top-ranked teams in the AP poll - 2-II (15.4 percent)
- LSU when ranked in the AP poll since 1948-49 season has a record of 227-80 (73.9 percent).
- LSU's record when both teams are ranked is 26-31 (45.6 percent).
- LSU was last ranked in 2003-04, earning a ranking of 24 in the Feb. 17, 2004 poll



Tack Minor

LSU and the Polls

LSU vs. Top 10 teams in the Associated Press poll since the poll started during the 1948-49 season:

1948-49

Jan. 14	LSU	#8 Tulane	L, 51-71	New Orleans, La.
Feb. 25	LSU	#6 Tulane	L, 45-72	Baton Rouge, La.
March 5	LSU	#7 Tulane	L, 63-72	Louisville, Ky.

1950-51

Jan. 31	LSU	#1 Kentucky	L, 59-81	Baton Rouge, La.
---------	-----	-------------	----------	------------------

1951-52

Jan. 5	LSU	#4 Kentucky	L, 47-57	Lexington, Ky.
March 1	LSU	#1 Kentucky	L, 43-44	Louisville, Ky.

1952-53

March 17	#7 LSU	#1 Indiana	L, 67-80	Kansas City, Mo.
March 18	#7 LSU	#4 Washington	L, 69-88	Kansas City, Mo.

1953-54

Dec. 12	#10 LSU	#5 Kansas	W, 68-63	Baton Rouge, La.
Dec. 28	#14 LSU	#7 Fordham	W, 65-49	New Orleans, La.
March 9	#8 LSU	#1 Kentucky	L, 56-63	Nashville, Tenn.
March 13	#8 LSU	#2 Indiana	L, 62-73	Iowa City, Tenn.

1954-55

Jan. 17	LSU	#1 Kentucky	L, 62-64	Baton Rouge, La.
---------	-----	-------------	----------	------------------

1955-56

Jan. 3	LSU	#5 N. Carolina	L, 69-95	Chapel Hill, N. C.
Jan. 14	LSU	#5 Kentucky	L, 65-107	Lexington, Ky.
Feb. 11	LSU	#4 Vanderbilt	L, 68-107	Nashville, Tenn.
Feb.	LSU	#7 Alabama	L, 59-77	Baton Rouge, La.

1956-57

Jan. 12	LSU	#3 Kentucky	L, 46-51	Baton Rouge, La.
---------	-----	-------------	----------	------------------

1957-58

Jan.	LSU	#9 Kentucky	L, 52-97	Lexington, Ky.
------	-----	-------------	----------	----------------

1958-59

Jan. 10	LSU	#1 Kentucky	L, 61-76	Baton Rouge, La.
Feb. 14	LSU	#4 Auburn	L, 67-115	Auburn, Ala.
Feb. 21	LSU	#5 Miss. State	L, 67-75	Baton Rouge, La.

1959-60

Feb. 8	LSU	#6 Georgia Tech	L, 56-76	Atlanta, Ga.
--------	-----	-----------------	----------	--------------

1960-61

Dec.	LSU	#8 Duke	L, 74-80	Durham, N.C.
Dec.	LSU	#5 N. Carolina	L, 61-77	Chapel Hill, N.C.
Dec.	LSU	#5 Louisville	L, 53-72	Baton Rouge, La.

1961-62

Jan. 12	LSU	#3 Kentucky	L, 63-84	Lexington, Ky.
Feb. 3	LSU	#10 Miss. State	L, 66-87	Starkville, Miss.
Feb. 24	LSU	#5 Miss. State	L, 48-58	Baton Rouge, La.

1962-63

Feb. 9	LSU	#6 Georgia Tech	W, 56-54	Baton Rouge, La.
Feb. 23	LSU	#8 Miss. State	L, 64-99	Baton Rouge, La.

1963-64

Dec. 26	LSU	#9 Oregon State	L, 57-87	Portland, Ore.
Jan. 10	LSU	#2 Kentucky	L, 84-103	Lexington, Ky.
Feb. 15	LSU	#8 Auburn	W, 86-66	Baton Rouge, La.

1964-65

Feb. 8	LSU	#9 Vanderbilt	L, 85-96	Baton Rouge, La.
March 8	LSU	#5 Vanderbilt	L, 60-106	Nashville, Tenn.

1965-66

Jan. 24	LSU	#2 Kentucky	L, 85-111	Lexington, Ky.
Jan. 29	LSU	#4 Vanderbilt	L, 66-98	Nashville, Tenn.
Feb. 26	LSU	#5 Vanderbilt	L, 84-102	Baton Rouge, La.

1966-67

Jan. 30	LSU	#9 Vanderbilt	L, 77-79	Nashville, Tenn.
March 4	LSU	#8 Tennessee	L, 60-87	Knoxville, Tenn.

1967-68

Jan. 27	LSU	#9 Kentucky	L, 95-121	Baton Rouge, La.
Jan. 29	LSU	#7 Vanderbilt	L, 91-99	Baton Rouge, La.
Feb. 3	LSU	#10 Kentucky	L, 96-109	Lexington, Ky.
Feb. 5	LSU	#6 Tennessee	L, 67-87	Baton Rouge, La.

1968-69

Jan. 25	LSU	#5 Kentucky	L, 96-108	Baton Rouge, La.
Feb. 22	LSU	#6 Kentucky	L, 89-103	Lexington, Ky.

1969-70

Dec. 23	LSU	#2 UCLA	L, 84-133	Los Angeles, Calif.
Jan. 24	LSU	#2 Kentucky	L, 96-109	Lexington, Ky.
Feb. 21	LSU	#2 Kentucky	L, 105-121	Baton Rouge, La.
March 19	LSU	#8 Marquette	L, 79-101	New York, N.Y.

1970-71

Jan. 2	LSU	#4 S. California	L, 76-80	Los Angeles, Calif.
Jan. 25	LSU	#8 Tennessee	W, 80-70	Baton Rouge, La.

1972-73

Feb. 10	LSU	#6 Alabama	W, 72-70	Baton Rouge, La.
---------	-----	------------	----------	------------------

1973-74

Jan. 12	LSU	#6 Vanderbilt	W, 84-81	Baton Rouge, La.
Jan. 19	LSU	#10 Alabama	L, 79-80	Baton Rouge, La.
Feb. 11	LSU	#5 Vanderbilt	L, 88-91	Nashville, Tenn.
Feb. 18	LSU	#10 Alabama	L, 87-99	Tuscaloosa, Ala.

1974-75

Nov. 29	LSU	#10 S. California	L, 87-100	Los Angeles, Calif.
Jan. 4	LSU	#9 Kentucky	L, 80-115	Lexington, Ky.
Jan. 18	LSU	#7 Alabama	L, 67-93	Tuscaloosa, Ala.
Feb. 3	LSU	#5 Kentucky	L, 76-77	Baton Rouge, La.
Feb. 17	LSU	#7 Alabama	L, 76-80	Baton Rouge, La.

1975-76

Jan. 26	LSU	#10 Tennessee	L, 92-105	Baton Rouge, La.
Feb. 23	LSU	#9 Tennessee	L, 71-80	Knoxville, Tenn.

1976-77

Jan. 8	LSU	#4 Alabama	L, 77-80	Tuscaloosa, Ala.
Jan. 22	LSU	#6 Kentucky	L, 72-87	Lexington, Ky.
Feb. 5	LSU	#8 Alabama	L, 70-77	Baton Rouge, La.
Feb. 19	LSU	#2 Kentucky	L, 76-90	Baton Rouge, La.

1977-78

Dec. 29	LSU	#3 Arkansas	L, 62-67	Baton Rouge, La.
Jan. 14	LSU	#1 Kentucky	L, 76-96	Lexington, Ky.
Feb. 11	LSU	#1 Kentucky	W, 95-94	Baton Rouge, La.

1978-79

Jan. 6	#7 LSU	#9 Kentucky	W, 93-89	Lexington, Ky.
March 16	#7 LSU	#3 Michigan St.	L, 71-87	Indianapolis, Ind.

1979-80

Jan. 20	#14 LSU	#1 DePaul	L, 75-78	Chicago, Ill.
Jan. 28	#11 LSU	#5 Kentucky	W, 65-60	Lexington, Ky.
Feb. 24	#5 LSU	#3 Kentucky	L, 74-76	Baton Rouge, La.
March 1	#5 LSU	#2 Kentucky	W, 80-78	Birmingham, Ala.
March 16	#3 LSU	#2 Louisville	L, 66-86	Houston, Texas



Antonio Hudson

1980-81

Jan. 19	#6 LSU	#3 Kentucky	W, 81-67	Baton Rouge, La.
Jan. 24	#5 LSU	#8 Tennessee	W, 80-63	Baton Rouge, La.
Feb. 21	#4 LSU	#8 Tennessee	W, 66-65	Baton Rouge, La.
March 1	#2 LSU	#9 Kentucky	L, 71-73	Lexington, Ky.
March 28	#4 LSU	#9 Indiana	L, 49-67	Philadelphia, Pa.
March 30	#4 LSU	#5 Virginia	L, 74-78	Philadelphia, Pa.

1981-82

Jan. 25	LSU	#9 Kentucky	L, 65-76	Lexington, Ky.
Feb. 10	LSU	#10 Alabama	W, 73-68	Baton Rouge, La.
Feb. 27	LSU	#7 Kentucky	W, 94-78	Baton Rouge, La.

1982-83

Dec. 20	LSU	#4 UCLA	L, 68-82	Los Angeles, Calif.
Jan. 5	LSU	#3 Kentucky	L, 50-52	Lexington, Ky.
March 5	LSU	#7 Kentucky	W, 74-60	Baton Rouge, La.

1983-84

Dec. 6	#9 LSU	#6 Houston	L, 91-100	Baton Rouge, La.
Jan. 7	#9 LSU	#2 Kentucky	L, 80-96	Baton Rouge, La.
Jan. 29	#10 LSU	#1 N. Carolina	L, 79-90	Chapel Hill, N.C.
March 5	LSU	#3 Kentucky	L, 68-90	Lexington, Ky.

1984-85

Feb. 16	LSU	#8 Syracuse	L, 64-76	Syracuse, N.Y.
---------	-----	-------------	----------	----------------

1985-86

March 1	LSU	#8 Kentucky	L, 52-54	Baton Rouge, La.
March 1	LSU	#5 Kentucky	L, 57-68	Lexington, Ky.
March 7	LSU	#4 Kentucky	L, 58-61	Lexington, Ky.
March 20	LSU	#6 Georgia Tech	W, 70-64	Atlanta, Ga.
March 22	LSU	#3 Kentucky	W, 59-57	Atlanta, Ga.
March 29	LSU	#7 Louisville	L, 77-88	Dallas, Texas

1986-87

March 8	LSU	#9 Alabama	L, 62-69	Atlanta, Ga.
March 17	LSU	#8 Temple	W, 72-62	Chicago, Ill.
March 20	LSU	#5 DePaul	W, 63-58	Cincinnati, Ohio
March 22	LSU	#3 Indiana	L, 76-77	Cincinnati, Ohio

1987-88

Jan. 11	LSU	#8 Oklahoma	W, 84-77	New Orleans, La.
Jan. 23	LSU	#4 Kentucky	L, 61-76	Baton Rouge, La.
March 12	LSU	#6 Kentucky	L, 80-86	Baton Rouge, La.

1988-89

Dec. 22	LSU	#5 Illinois	L, 100-127	Baton Rouge, La.
Jan. 28	LSU	#2 Georgetown	W, 82-80	New Orleans, La.

1989-90

Jan. 28	#16 LSU	#5 UNLV	W, 107-105	Baton Rouge, La.
---------	---------	---------	------------	------------------

1990-91

Dec. 8	#18 LSU	#2 Arizona	W, 92-82	Baton Rouge, La.
Feb. 5	#19 LSU	#10 Kentucky	W, 107-88	Baton Rouge, La.
Feb. 10	#19 LSU	#6 Duke	L, 70-88	Durham, N. C.

1991-92

Dec. 7	#16 LSU	#3 Arizona	L, 67-87	Tucson, Ariz.
Jan. 14	LSU	#9 Alabama	W, 89-81	Tuscaloosa, Ala.
Feb. 8	#22 LSU	#1 Duke	L, 67-77	Baton Rouge, La.
March 3	#23 LSU	#7 Arkansas	L, 92-106	Fayetteville, Ark.
March 14	#23 LSU	#9 Kentucky	L, 74-80	Birmingham, Ala.
March 21	#25 LSU	#5 Indiana	L, 79-89	Boise, Idaho

1992-93

Dec. 22	LSU	#1 Duke	L, 67-96	Lahaina, Hawaii
Jan. 26	LSU	#4 Kentucky	L, 67-105	Lexington, Ky.
March 13	LSU	#5 Vanderbilt	W, 72-62	Lexington, Ky.
March 14	LSU	#4 Kentucky	L, 65-82	Lexington, Ky.

1993-94

Dec. 18	#25 LSU	#9 UCLA	L, 80-100	Los Angeles, Calif.
Jan. 11	LSU	#4 Arkansas	L, 83-84	Fayetteville, Ark.
Jan. 22	LSU	#4 North Carolina	L, 65-88	New Orleans, La.
March 2	LSU	#1 Arkansas	L, 105-108	Baton Rouge, La.

1994-95

Dec. 17	LSU	#2 UCLA	L, 72-92	Baton Rouge, La.
Jan. 31	LSU	#8 Arkansas	L, 81-105	Fayetteville, Ark.
Feb. 22	LSU	#8 Arkansas	L, 90-92	Baton Rouge, La.
March 4	LSU	#5 Kentucky	L, 80-127	Lexington, Ky.

1995-96

Jan. 16	LSU	#2 Kentucky	L, 97-129	Baton Rouge, La.
---------	-----	-------------	-----------	------------------

1996-97

Nov. 25	LSU	#2 Kansas	L, 53-82	Lahaina, Hawaii
Dec. 15	LSU	#5 Michigan	L, 59-70	Auburn Hills, Mich.
Feb. 12	LSU	#4 Kentucky	L, 48-84	Lexington, Ky.

1997-98

Feb. 4	LSU	#8 Kentucky	L, 61-63	Baton Rouge, La.
--------	-----	-------------	----------	------------------

1998-99

Jan. 30	LSU	#6 Kentucky	L, 62-86	Lexington, Ky.
Feb. 6	LSU	#6 Auburn	L, 54-80	Auburn, Ala.
Feb. 13	LSU	#10 Arizona	L, 71-78	Tucson, Ariz.

1999-00

Jan. 12	LSU	#10 Florida	L, 57-82	Gainesville, Fla.
Jan. 29	LSU	#5 Arizona	W, 86-60	Baton Rouge, La.
Feb. 9	LSU	#9 Auburn	W, 83-68	Baton Rouge, La.

2000-01

Dec. 20	LSU	#1 Arizona	L, 75-88	Tucson, Ariz.
---------	-----	------------	----------	---------------

2001-02

Jan. 16	LSU	#2 Florida	L, 70-102	Gainesville, Fla.
Feb. 2	LSU	#7 Alabama	L, 48-57	Baton Rouge, La.
Feb. 9	LSU	#7 Kentucky	L, 56-68	Baton Rouge, La.

2002-03

Dec. 21	LSU	#1 Arizona	W, 66-65	Baton Rouge, La.
Jan. 11	LSU	#7 Mississippi St.	W, 85-72	Baton Rouge, La.
Jan. 28	LSU	#4 Florida	L, 53-70	Baton Rouge, La.
Feb. 14	LSU	#3 Kentucky	L, 57-68	Lexington, Ky.
March 14	LSU	#7 Florida	W, 65-61	New Orleans, La.

2003-04

Feb. 26	LSU	#7 Miss. State	L, 58-84	Starkville, Miss.
Feb. 29	LSU	#9 Kentucky	L, 64-70	Baton Rouge, La.

Brady Era Statistics



Regis Koundjia



Darrel Mitchell

2003-04 (seventh season) -- Record 18-11, 8-8 in the SEC, NIT Tournament Participant

	GM	MIN	FG-FGA	PCT.	3FG-FGA	PCT.	FT-FTA	PCT.	REB-AVG	PF	A	TO	BLK	STL	PTS-AVG
LSU	29	5800	656-1487	.441	168-500	.336	444-678	.655	1065-36.7	460	346	426	122	176	1924-66.3
Opponents	29	5800	695-1675	.415	172-491	.350	289-446	.648	960-33.1	560	335	358	82	216	1851-63.8

Notes -- Tigers finished second in the SEC West for the second year in a row ... Tigers start the year 17-4 before leading scorer and rebounder is injured and eventually leaves the program ... Team has one road win against a ranked team, a win at #22 Florida ... Team advances to post-season play for the third straight year and fourth time in the last five, losing in the first round at Oklahoma.

2002-03 (sixth season) - Record 21-11, 8-8 in the SEC, NCAA Tournament Participant

	GM	MIN	FG-FGA	PCT.	3FG-FGA	PCT.	FT-FTA	PCT.	REB-AVG	PF	A	TO	BLK	STL	PTS-AVG
LSU	32	6400	851-1767	.482	215-571	.377	409-633	.646	1124-35.1	525	515	446	132	255	2326-72.7
Opponents	32	6400	736-1792	.411	204-577	.354	354-524	.676	1048-32.8	592	359	501	78	238	2030-63.4

Notes - Tigers, playing with a full compliment of scholarships for the first time in the Brady era, won the last five games of the regular season to go 8-8 in the SEC, finishing in a tie for second place ... Tigers advance to the SEC Tournament semifinals with two wins, including a win over No. 7 Florida ... LSU loses to Purdue in first round of the NCAA Tournament ... 2003 LSU team becomes just the second to defeat a team that was No. 1 in the AP poll at the time of the game - Arizona (Dec. 21 in Baton Rouge), the second team in school history to defeat three top-10 ranked teams in the same season (No. 1 Arizona, No. 7 Mississippi State, No. 7 Florida) and one of the few college basketball teams to defeat three teams ranked at one time during the season No. 1 in the Associated Press poll.

2001-02 (fifth season) - Record 19-15, 6-10 in the SEC, NIT Second Round Participant

	GM	MIN	FG-FGA	PCT.	3FG-FGA	PCT.	FT-FTA	PCT.	REB-AVG	PF	A	TO	BLK	STL	PTS-AVG
LSU	34	6850	850-1860	.457	204-561	.364	420-626	.671	1217-35.8	572	467	517	79	280	2324-68.4
Opponents	34	6850	797-1913	.417	226-684	.330	356-575	.619	1130-33.2	595	402	511	93	263	2176-64.0

Notes - LSU won seven of the last 11 games to earn a spot in the National Invitation Tournament after advancing to the SEC Tournament semifinals ... In the first round of the NIT, Tigers on the road beat Iowa, 63-61, in Iowa City before a nationally-televvised audience ... Tigers 7 of 11 win streak started against Mississippi State in mid-February, rallying from a double-digit deficit to win in overtime, 68-65, at the Assembly Center.

2000-01 (fourth season) - Record 13-16, 2-14 in the SEC

	GM	MIN	FG-FGA	PCT.	3FG-FGA	PCT.	FT-FTA	PCT.	REB-AVG	PF	A	TO	BLK	STL	PTS-AVG
LSU	29	5850	720-1624	.443	194-544	.357	435-629	.692	1020-35.2	507	438	454	65	257	2069-71.3
Opponents	29	5850	717-1643	.436	211-572	.369	334-498	.671	994-34.3	567	405	489	75	225	1979-68.2

Notes -- Because of two ACL injuries, one suffered in pre-season practice, the other in the first half of the SEC opener, LSU would play the final 15 games of the SEC season with just five scholarship players on the team ... Tigers won two of the last four games, beating Ole Miss at home in overtime, battling nationally-ranked Tennessee on the road before losing in Knoxville and then beating nationally-ranked Georgia, 63-62, in the opening round of the SEC Tournament ... The LSU team finally ran out of gas in the quarterfinals of the tournament, losing by five to Arkansas, after leading at the half.

1999-2000 (third season) - Record 28-6, 12-4 in the SEC, SEC Western Division Champions, SEC Champions, NCAA Sweet 16

	GM	MIN	FG-FGA	PCT.	3FG-FGA	PCT.	FT-FTA	PCT.	REB-AVG	PF	A	TO	BLK	STL	PTS-AVG
LSU	34	6800	915-1880	.487	196-558	.351	552-858	.643	1373-40.4	549	503	593	180	313	2578-75.8
Opponents	34	6800	781-2046	.382	233-745	.313	337-531	.635	1100-32.4	743	402	461	60	265	2132-62.7

Notes - Best record in the John Brady era as the Tigers won the SEC Western Division for the first time in school history and the SEC overall regular season title for the first time since 1991 ... Tigers return to the NCAA Tournament for the first time since 1993, win a game for the first time since 1992 and advance to the Sweet 16 for the first time since 1987 ... LSU's 28 wins the second most in school history ... LSU wins over Southeast Missouri State and Texas before losing to Wisconsin in the round of 16 ... Tigers win their last nine regular season games and the quarterfinal round of the SEC Tournament before losing in the SEC Tournament semifinals ... LSU was 15-1 at the PMAC.

1998-99 (second season) - Record 12-15, 4-12 in the SEC

	GM	MIN	FG-FGA	PCT.	3FG-FGA	PCT.	FT-FTA	PCT.	REB-AVG	PF	A	TO	BLK	STL	PTS-AVG
LSU	27	5500	625-1461	.428	154-451	.341	389-605	.643	1071-39.7	497	372	534	102	189	1793-66.4
Opponents	27	5500	676-1675	.404	177-519	.341	332-493	.673	949-35.1	537	355	384	69	290	1861-68.9

Notes - Tigers make strides in second year of the Brady era as Stromile Swift joins team in mid-season to go with a large recruiting class in the first full season the LSU coaching staff has been allowed to recruit ... Tigers lose five SEC games by less than five points and lose by just seven on the road late in the season to nationally-ranked Arizona ... Tigers win all four league games at home, including the final two against South Carolina and Mississippi State.

1997-98 (first season) - Record 9-18, 2-14 in the SEC

	GM	MIN	FG-FGA	PCT.	3FG-FGA	PCT.	FT-FTA	PCT.	REB-AVG	PF	A	TO	BLK	STL	PTS-AVG
LSU	27	5400	579-1364	.425	140-425	.329	382-592	.645	972-36.0	469	314	487	47	166	1680-62.2
Opponents	27	5400	655-1546	.424	151-452	.334	304-464	.655	886-32.8	532	315	379	119	246	1765-65.4

Notes - Tigers struggle in the opening season of the John Brady era, losing last 12 games ... LSU appeared to be going in the right direction with early back-to-back league wins against Auburn and at Florida before LSU its starting point guard with a broken hand ... Again, Tigers played a style of ball that allowed them to be competitive when not expected, dropping

The Tigers have been on television a total of 392 times, both national and regional, since the 1965-66 season, with a total of 179 victories.

The majority of those appearances have come in the last 25 years since the proliferation of cable networks like ESPN and Fox and the league's contracts with syndicator Jefferson Pilot and network coverage on CBS.

Since the 1980s, LSU has been a post-season regular on many occasions with all SEC Tournament and NCAA Tournament games televised at least on a regional basis.

Here are LSU's year-by-year records on television with important games listed under the years:

1965-66 (0-1)

1966-67 (0-1)

1967-68 (1-2)

Kentucky 121, LSU 95 – National television's first look at Pistol Pete Maravich as a sophomore.

1969-70 (2-5)

Kentucky 121, LSU 105 – Kentucky's Dan Issel and LSU's Pete Maravich do battle at the Cow Palace. Issel scores 51, Maravich 55. LSU went to the NIT in New York with LSU's four games featured on cable and CBS television.

1970-71 (0-3)

1971-72 (1-0)

1972-73 (2-1)

1973-74 (2-1)

1974-75 (0-2)

1975-76 (0-1)

1977-78 (3-1)

1978-79 (4-4)

LSU 86, Alabama 66 – On the league's syndicated package, the Tigers clinch the SEC Championship.

1979-80 (10-5)

Kentucky 76, LSU 74 – Kyle Macy's hits the game winner in overtime on NBC one week before the Tigers come back to win the SEC Tournament, 80-78, over Kentucky.

1980-81 (10-4)

The Tigers Final Four season featured a national NBC telecast against Texas A&M in the Assembly Center with a young Bob Costas doing the play-by-play. LSU would advance to the NCAA Final Four in NBC's last year as the tournament broadcaster.

1981-82 (3-4)

1982-83 (3-6)

1983-84 (7-8)

1984-85 (2-8)

1985-86 (9-7)

Tigers go to the Final Four with CBS handling the telecast of the NCAA Tournament.

1986-87 (13-8)

One of three times the Tigers would be on television 21 times in a season, starting with a 52-49 ESPN telecast win over Georgia Tech and a dramatic run through the NCAA Tournament on CBS that ended with a one-point loss in the regional finals.

1987-88 (7-7)

1988-89 (7-5)

A depleted squad that still featured the one-two punch of senior Ricky Blanton and freshmen Chris Jackson was part of an 82-80 win over No. 2 Georgetown before 54,321 at the Louisiana Superdome and a national CBS audience. CBS would also watch LSU upset UNLV, 88-87, in the Assembly Center.

1989-90 (13-8)

Again, CBS was in the Superdome for an LSU win over Notre Dame and the Tigers were seen nationally at the Assembly Center, again winning over UNLV, this time, 107-105. The game to end all was a 148-141 overtime national telecast win on CBS over Loyola Marymount in a battle between LMU's Hank Gathers and LSU's Shaquille O'Neal.

1990-91 (8-10)

1991-92 (12-9)

1992-93 (8-8)

1993-94 (5-8)

1994-95 (2-9)

1995-96 (1-11)

1996-97 (3-11)

Dale Brown's final regular season game at the Assembly Center as head coach was part of the league's syndicated package, showcasing Brown's first win against Arkansas since the team joined the league.

1997-98 (1-6)

1998-99 (1-9)

1999-2000 (13-4)

LSU's nationally televised Fox Sports win over Oklahoma State at the New Orleans Arena showed people the Tigers were for real that season. LSU would later beat Kentucky and Arizona on television in the Assembly Center and CBS would document LSU's run to the Sweet 16.

2000-01 (2-10)

2001-02 (6-6)

LSU had two strong wins in the SEC Tournament, but people saw the Tigers' late-season rush first-hand when ESPN showcased LSU's win at Iowa in the opening round of the NIT.

2002-03 (7-9)

Tigers season highlighted by a win at the Assembly Center on ESPN2 over top-ranked Arizona, 66-65, the second time in school history the Tigers have beaten a top-ranked team in the AP poll.

2003-04 (10-8)

Tigers post first winning record on television since the 2000 season, highlighted by road wins over Arkansas on ESPN, Alabama on SEC-TV and a JP Sports win at #22 Florida.



Kevin Harlan and Bob Wentzel of CBS Sports called last year's Kentucky game in the Maravich Center. LSU at Kentucky (Jan. 22) will again be televised by CBS.

100 Point Games

1942-43

LSU 101, Camp Livingston 50 (H)

1951-52

LSU 103, Miss. St. 78 (H)

1952-53

LSU 124, Southwestern (Tenn.) 33 (H)
LSU 100, Villanova 94 (Sugar Bowl-NO)

1953-54

LSU 128, Louisiana College 74 (H)
LSU 100, Georgia 53 (H)

1955-56

LSU 100, Ole Miss 76 (H)

1967-68

Fla. St. 130, LSU 100 (Milw. Cl.)
LSU 111, Miss. St. 87 (H)
LSU 100, Tulane 91 (A)
LSU 104, Clemson 81 (H)

1968-69

LSU 109, Loyola (N.O.) 82 (A)
LSU 101, Oklahoma City 85 (A)
LSU 120, Pittsburgh 79 (H)

1969-70

LSU 100, Loyola (N.O.) 87 (H)
LSU 109, Vanderbilt 86 (H)
LSU 111, Clemson 103 (A)
LSU 109, Ole Miss 86 (H)
LSU 109, Miss. St. 91 (H)
Alabama 106, LSU 104 (A)
LSU 127, Tulane 114 (H)
Kentucky 121, LSU 105 (H)
LSU 103, Ole Miss 90 (A)

1970-71

LSU 109, Loyola (N.O.) 103 (A)
LSU 106, Auburn 92 (A)
LSU 107, Alabama 78 (H)
LSU 114, Auburn 94 (H)

1971-72

LSU 103, Loyola (NO) 85 (H)
LSU 107, Southern Mississippi 79 (H)

1973-74

LSU 105, Iona 78 (H)
LSU 102, Boston Univ. 64 (H)
LSU 102, Florida 81 (H)

1974-75

LSU 105, Duke 95 (Carolina Classic)
LSU 113, St. Peter's 101 (H)

1975-76

LSU 109, CCNY 73 (La. Classic) (H)
LSU 100, Ole Miss 75 (H)

1976-77

LSU 100, Samford 89 (H)
LSU 101, Montana State 80 (H)
Tennessee 108, LSU 102 (H)

1977-78

LSU 120, Tulane 88 (H)
LSU 121, Tennessee 87 (H)
LSU 101, Tennessee 86 (A)
LSU 101, Auburn 85 (OT) (A)
LSU 103, Alabama 85 (H)

1978-79

LSU 112, St. Francis 81 (H)
LSU 109, Tulane 85 (H)
LSU 100, Colgate 73 (H)

1979-80

LSU 112, Florida 81 (H)
LSU 104, New Orleans 78 (H)
LSU 103, Maine 81 (H)

1980-81

LSU 119, Tulane 81 (H)
LSU 100, UNC-Wilmington 68 (H)
LSU 100, Lamar 78 (NCAA) (A)

1982-83

LSU 115, Cleveland State 77 (H)

1983-84

LSU 104, U. S. International 66 (H)

1984-85

LSU 102, Loyola (Chicago) 96 (H)
LSU 103, Utah State 71 (H)

1985-86

LSU 101, Hawaii-Pacific 89 (A)

1986-87

LSU 117, Illinois-Chicago 84 (N)

1988-89

Louisiana Tech 111, LSU 109 (OT) (H)
LSU 111, Florida 101 (A)
LSU 128, Tennessee-Martin 89 (H)
Illinois 127, LSU 100 (H)
LSU 101, Morehead State 88 (N)
LSU 104, Auburn 77 (H)
LSU 105, Ole Miss 75 (H)
LSU 104, Auburn 91 (A)
LSU 122, Tennessee 106 (H)
Ole Miss 113, LSU 112 (OT) (A)

1989-90

LSU 116, Lamar 76 (H)
LSU 100, Hardin Simmons 66 (H)
LSU 124, Texas 113 (N-Houston)
LSU 111, Tennessee 94 (H)
LSU 101, Vanderbilt 72 (H)
LSU 107, Nevada-Las Vegas 105 (H)
LSU 148, Loyola Marymount 141 (OT) (H)
LSU 119, Tennessee 113 (A)
LSU 121, Vanderbilt 108 (A)
LSU 103, Ole Miss 94 (H)

1990-91

LSU 117, Southeastern La. 68 (H)
LSU 101, Texas 87 (H)
LSU 101, Chapman College 68 (H)
LSU 122, Loyola Marymount 114(H)
LSU 118, Nicholls State 76 (H)
LSU 107, Kentucky 88 (H)
LSU 119, Tennessee 87 (H)

1991-92

LSU 101, Southeastern La. 64 (H)
LSU 159, Northern Arizona 86 (H)
LSU 123, Nicholls State 61 (H)
LSU 115, McNeese State 67 (H)
LSU 100, Ole Miss 69 (H)

1993-94

LSU 100, Winthrop 71 (H)
Arkansas 108, LSU 105 (OT) (H)

1994-95

LSU 106, Southeastern La. 80 (H)
LSU 127, George Mason 104 (H)
LSU 113, Troy State 78 (H)
LSU 105, Georgia State 70(H)

1995-96

LSU 109, Southern 100 (H)
LSU 104, La. College 65 (H)

1999-00

LSU 112, Grambling St. 37 (H)
LSU 103, Wyoming 86 (N)

2002-03

LSU 112, Centenary 65 (H)

MORE 100 POINT FACTS

- LSU Record when LSU scores 100 or more points:
94-8 (.921)
- LSU has won **32 of the last 33** games when scoring 100 or more points, including the last nine.
- LSU Record when Opponents score 100 points or more:
12-76 (.136)
- LSU record when both teams score 100 points in the same game:
14-9 (.609)

DATE	SCORE	SITE
1940-41	Alabama 36, LSU 32	Tuscaloosa, Ala
1941-42	Alabama 45, LSU 31	Louisville, Ky.
1949-50	Tennessee 81, LSU 79	Knoxville, Tenn.
1954-55	Georgia 76, LSU 70	Athens, Ga.
	Georgia Tech 79, LSU 72	Baton Rouge
1956-57	Loyola (N.O.) 77, LSU 73	Baton Rouge
	Tulane 66, LSU 64	Baton Rouge
1959-60	Loyola (N.O.) 66, LSU 65	Baton Rouge
1960-61	Duke 80, LSU 74	Durham, N.C.
	LSU 73, Texas Tech 69	Lubbock, Texas
	Furman 56, LSU 55 (3ot)	Greenville, S.C.
1961-62	Arkansas 84, LSU 81	Shreveport
1962-63	Georgia 76, LSU 67	Athens, Ga.
	LSU 61, Tennessee 60	Baton Rouge
1966-67	Loyola (N.O.) 87, LSU 86 (2ot)	New Orleans
	Alabama 76, LSU 74	Tuscaloosa, Ala.
1967-68	LSU 93, Florida 92	Baton Rouge
1968-69	Tulane 101, LSU 99 (2ot)	Baton Rouge
	LSU 93, Florida 89	Baton Rouge
	Ole Miss 84, LSU 81	Baton Rouge
	LSU 90, Georgia 80 (2ot)	Athens, Ga.
1970-71	USC 80, LSU 76	Los Angeles, Calif.
1971-72	Alabama 103, LSU 99 (4ot)	Tuscaloosa, Ala.
1973-74	Alabama 80, LSU 79	Baton Rouge
	Miss. State 87, LSU 84	Baton Rouge
1974-75	LSU 96, Georgia 90	Baton Rouge
1976-77	Alabama 77, LSU 70	Baton Rouge
1977-78	Miss. St. 84, LSU 82	Starkville, Miss.
	LSU 95, Kentucky 94 (ot)	Baton Rouge
	LSU 101, Auburn 95	Auburn, Ala.
1978-79	LSU 70, Ole Miss 69	Oxford, Miss.
	LSU 88, Florida 82	Gainesville, Fla.
1979-80	Georgia 73, LSU 72 (2ot)	Athens, Ga.
	LSU 68, Alabama 66	Tuscaloosa, Ala.
	Kentucky 76, LSU 74	Baton Rouge
1981-82	UNLV 83, LSU 79	Las Vegas, Nev.
1982-83	Tennessee 74, LSU 71 (SEC Tour.)	Birmingham, Ala.
	New Orleans 99, LSU 94 (NIT)	Baton Rouge
1983-84	LSU 69, Georgia 68	Baton Rouge
	LSU 61, Tennessee 59	Baton Rouge
	Alabama 51, LSU 49	Tuscaloosa, Ala.
	Alabama 72, LSU 70	Nashville, Tenn.
1985-86	LSU 94, Purdue 87 (2ot-NCAA)	Baton Rouge
1986-87	Georgia 64, LSU 63	Baton Rouge
	LSU 82, Ole Miss 75	Baton Rouge
	LSU 89, Georgia 88 (2ot-SECT.)	Atlanta, Ga.
1987-88	LSU 69, Ole Miss 61	Oxford, Miss.
1988-89	La. Tech 111, LSU 109	Baton Rouge
	Ole Miss 113, LSU 112	Oxford, Miss.
1989-90	Miss. St. 87, LSU 80	Starkville, Miss.
	Georgia 94, LSU 92	Baton Rouge
	LSU 148, Loyola Marymount 141	Baton Rouge
1991-92	Arkansas 106, LSU 92	Fayetteville, Ark.
1992-93	LSU 84, Miss. St. 76	Starkville, Miss.
1993-94	LSU 95, Nicholls St. 90	Baton Rouge
	Arkansas 108, LSU 105	Baton Rouge



The Tigers rallied from 17-down in the second half to force overtime against Mississippi State (2-13-02). The Tigers won, 68-65, in its last overtime game.

1994-95	LSU 87, Ole Miss 81	Baton Rouge
1996-97	Louisville 93, LSU 87	Anaheim, Calif.
	LSU 88, Florida 82	Baton Rouge
1998-99	LSU 63, Texas 61	Baton Rouge
	Alabama 72, LSU 71 (3ot)	Tuscaloosa, Ala.
2000-01	Florida 81, LSU 74	Baton Rouge
	LSU 78, Ole Miss 77	Baton Rouge
2001-02	Weber State 75, LSU 74	Hilo, Hawaii
	LSU 68, Miss. St. 65	Baton Rouge

Overtime Record — 25-40 (.385)

At Home — 16-16 (.500)

On Road — 8-18 (.308)

Neutral — 1-6 (.143)

Maravich Center



The DEAF Dome



LSU basketball has bounced in and out of several locations in its storied history. The Tigers have set up shop in the Pavilion on the old LSU campus, the stage at Baton Rouge High School, the Huey Long Field House Gym Armory, the Catholic High School Gym, and the John M. Parker Agricultural Center, home to the Tigers for three and one-half decades.

But when the LSU Tigers commenced play in the Assembly Center in the 1971-72 season, it marked the beginning of a new era in LSU roundball.

That year the Tigers opened play on a tartan-surfaced arena floor in a building that had every modern convenience.

Seating 14,164 spectators, the massive \$11.5 million building competes with its neighbor across the street — Tiger Stadium — as the most visible structure on the LSU campus.

During the summer of 1988, Louisiana Governor Buddy Roemer signed legislation changing the official name of the building to the Pete Maravich Assembly Center in honor of the LSU star who had died tragically earlier that same year.

Now the Pete Maravich Center enters a new era, as the Athletic Department has assumed management of the building and begun an extensive refurbishing of the facility which began this past season in the concourse and will continue after the season with new seats and a new look in the interior of the facility.

Spectators enter the building via four ramps winding their way to the upper concourse. From there, patrons need to move only a few steps up or down to their seats.

In addition to the normal basketball seating configuration, a

proscenium stage can be lowered into place at the north end allowing some 4,500 seats for theatrical productions. An additional 1,000 seats can be placed on the floor for graduations, convocations, lectures, concerts or other special events.

In addition to the basketball court on the main arena, running east to west, three separate court areas can be arranged in a north-to-south pattern.

Also located within the building is an auxiliary practice gym used for basketball and volleyball practices and various P. E. classes; home and visitor dressing rooms; offices for The Tiger Athletic Foundation; coaches dressing rooms, building administration offices; theater dressing rooms, and the "L" Club meeting room with kitchen facilities.

The Assembly Center has been the site of two men's NCAA Regional basketball tournaments—1976 and 1986. In 1976, Indiana advanced from Baton Rouge and went on to capture the national championship. In 1986, the home-standing LSU Fighting Tigers became the Cinderella team of the tourney and advanced all the way to the Final Four.

The building also hosted the 1988 Southeastern Conference Tournament and the school regularly uses the building to host the Louisiana High School Coaches Association All-Star Volleyball and Basketball games. In 1997, 1999, 2000 and 2004, the LSU women's basketball team hosted first & second round NCAA play.

The Pete Maravich Assembly Center is also home for the LSU volleyball, gymnastics and women's basketball teams.

Included in the recent improvements to the Maravich Center were new modern television lights installed during the 2002-03 season. The roof of the building received a much needed facelift prior

to the season and several fan-friendly additions were made to the concourse area and the team will play on

a newly-resurfaced and redesigned basketball floor. This will mark the 34th season of play

for the Tigers in the Assembly Center where they have drawn over five

million fans and won 372 games. Last season, the

Tigers played their 500th game in the facility.

Home Attendance at the PMAC

YEAR	GAMES	ATTENDANCE	AVERAGE
1971-72	12	93,876	7,823
1972-73	12	110,881	9,240
1973-74	14	144,105	10,293
1974-75	12	99,589	8,299
1975-76	16	124,362	7,773
1976-77	16	133,636	8,352
1977-78	15	148,423	9,895
1978-79	14	177,964	12,712
1979-80	14	175,339	12,524
1980-81	15	205,622	13,708
1981-82	13*	171,305	13,177
1982-83	15*	180,795	12,053
1983-84	14	177,596	12,685
1984-85	15	195,927	13,062
1985-86	16#	201,820	12,614
1986-87	16\$	165,182	10,324
1987-88	15@	174,414	11,628
1988-89	16	192,016	12,001
1989-90	18&	246,257	13,681
1990-91	16	214,473	13,404
1991-92	16	209,345	13,084
1992-93	17	193,632	11,390
1993-94	14	152,117	10,866
1994-95	16	172,888	10,806
1995-96	18	165,710	9,206
1996-97	15	111,722	7,448
1997-98	16	114,266	7,142
1998-99	16	123,941	7,746
1999-00	16	168,784	10,549
2000-01	16	129,709	8,106
2001-02	17*	145,078	8,534
2002-03	18	156,368	8,687
2003-04	15	140,321	9,355
TOTALS	504	5,317,426	10,550

* - Includes one National Invitation Tournament post-season game
 # - Includes two NCAA Tournament SE Regional games
 \$ - Includes one Pre-Season NIT game
 @ - Includes two SEC Tournament games
 & - Includes two Pre-Season NIT games

Top 20 Paid Men's Basketball Attendances at the PMAC

	ATTENDANCE	OPPONENT	DATE
1.	15,694	Ole Miss	Feb. 25, 1981
2.	15,399	Ole Miss	Jan. 19, 1991
3.	15,242	Alabama	Jan. 21, 1989
4.	15,192	Kentucky	Jan. 19, 1981
5.	15,109	Vanderbilt	Jan. 2, 1991
6.	15,093	Auburn	Jan. 20, 1982
7.	14,987	Ole Miss	Feb. 1, 1989
8.	14,799	Ole Miss	Jan. 21, 1995
9.	14,687	Tennessee	Jan. 24, 1981
10.	14,568	Auburn	Jan. 15, 1979
11.	14,551	Kentucky	Feb. 11, 1978
11.	14,551	UCLA	Dec. 17, 1994
13.	14,486	Auburn	Feb 9, 2000
14.	14,460	McNeese State	Jan. 20, 1992
15.	14,449	Vanderbilt	Jan. 7, 1981
16.	14,444	Houston	Dec. 6, 1983
17.	14,429	Vanderbilt	Jan. 31, 1981
18.	14,418	Kentucky	Feb. 3, 1979
19.	14,417	Florida	March 1, 1989
20.	14,413	Kentucky	Jan. 27, 1973



Maravich Center

LSU VS. OPPONENTS IN THE PMAC

SEC SCHOOLS

Alabama — 18-15	Ole Miss — 28-5
Arkansas — 5-8	Mississippi St. — 20-13
Auburn — 23-10	South Carolina — 3-3
Florida — 19-7	Tennessee — 16-11
Georgia — 17-10	Vanderbilt — 19-7
Kentucky — 14-13	

NON-CONFERENCE OPPONENTS

Alcorn State — 1-0	Montana State — 2-0
Arizona — 3-0	Nevada-Las Vegas — 2-0
Arkansas State — 2-0	Nevada-Reno — 1-0
Ball State — 0-1	New Orleans — 4-2
Belmont — 1-0	Niagra — 1-0
Boston University — 2-0	Nicholls State — 9-0
UCLA — 0-1	Norfolk State — 1-0
Cal State Los Angeles — 1-0	North Carolina — 0-1
Campbell — 2-0	North Carolina A&T — 2-0
Centenary — 4-0	North Carolina-Wilmington 3-0
Central Connecticut State — 1-0	Northern Arizona — 2-0
Chapman — 1-0	Northwestern State — 3-0
Cleveland State — 1-0	Oklahoma City — 1-0
Colgate — 1-0	Oral Roberts — 3-1
Coppin State — 0-1	Pacific — 1-0
Cornell — 2-0	Prairie View A&M — 3-0
Delaware — 1-0	Radford — 0-1
Delaware State -- 1-0	Rice — 1-0
DePaul — 1-1	Robert Morris — 1-0
Drake — 1-0	St. Peter's — 2-0
Duke — 0-1	St. Francis (Pa.) — 3-0
Farleigh-Dickinson — 1-0	Samford — 2-1
Fresno State — 1-0	Sam Houston State — 1-0
George Mason — 1-0	South Alabama -- 1-0
Georgetown — 1-0	Southeastern Louisiana — 7-0
Georgia State — 1-0	Southern-BR — 6-0
Georgia Tech — 1-0	Southern-NO — 1-0
Hardin-Simmons — 3-0	Southern California — 1-0
Houston — 3-1	Southern Mississippi — 3-0
Houston Baptist — 1-0	Southwest Texas State — 1-0
Iona — 1-0	Stanford — 1-0
Illinois — 0-1	Tennessee-Martin — 3-0
Jackson State — 2-1	Tennessee State — 1-0
Kansas — 0-1	Texas — 4-1
Lafayette — 1-0	Texas A&M CC -- 1-0
Lamar — 1-1	Texas Christian — 0-1
Louisiana College — 1-0	Texas-El Paso — 1-0
Louisiana-Lafayette — 1-0	Texas-Pan American — 3-0
Louisiana-Monroe — 3-0	Texas Southern — 1-0
Louisiana Tech — 0-1	Towson — 1-0
Louisville — 0-1	Troy State — 4-0
Loyola (Chicago) — 2-0	Tulane — 9-1
Loyola (New Orleans) — 1-0	U.S. International — 1-0
Loyola Marymount — 2-0	Utah -- 1-0
Maine — 1-0	Utah State — 1-0
Marist — 2-0	Villanova — 0-1
Maryland — 1-0	Washington — 2-0
Maryland-Baltimore Co. — 1-0	Western Kentucky — 1-0
McNeese State — 12-0	Wichita State — 0-1
Mercer — 1-0	Winthrop — 1-0
Memphis — 1-0	Wyoming — 1-0
Michigan — 0-1	Xavier — 1-0
Middle Tennessee State — 1-0	



Year-by-Year at Maravich Assembly Center

YEAR	GAMES	RECORD	SEC	NON-CONF.
1971-72	12	8-4	5-4	3-0
1972-73	12	8-4	5-4	3-0
1973-74	14	9-5	4-5	5-0
1974-75	12	6-6	4-5	2-1
1975-76	16	10-6	4-5	6-1
1976-77	16	11-5	5-4	6-1
1977-78	15	11-4	7-2	4-2
1978-79	14	13-1	8-1	5-0
1979-80	14	12-2	7-2	5-0
1980-81	15	15-0	9-0	6-0
1981-82	13	9-4	7-2	2-2
1982-83	15	11-4	6-3	5-1
1983-84	14	12-2	8-1	4-1
1984-85	15	13-2	8-1	5-1
1985-86	16	13-3	6-3	7-0
1986-87	16	10-6	5-4	5-2
1987-88	15	11-4	7-4	4-0
1988-89	16	11-5	7-2	4-3
1989-90	18	16-2	8-1	8-1
1990-91	16	15-1	8-1	7-0
1991-92	16	12-4	6-2	6-2
1992-93	17	15-2	6-2	9-0
1993-94	14	8-6	3-5	5-1
1994-95	16	9-7	3-5	6-2
1995-96	18	11-7	3-5	8-2
1996-97	15	9-6	3-5	6-1
1997-98	16	8-8	1-7	7-1
1998-99	16	12-4	4-4	8-0
1999-00	16	15-1	7-1	8-0
2000-01	16	9-7	1-7	8-0
2001-02	17	12-5	4-4	8-1
2002-03	18	16-2	6-2	10-0
2003-04	15	12-3	5-3	7-0
TOTALS	504	372-132	180-106	192-26
33 YEARS		.738	.629	.881

1935

Record 14-1, 11-0

Winner American Legion Bowl -
Atlantic City, N. J.

Southeastern Conference Champions

Coach Harry Rabenhorst



(Front Row) Blackie Banker, Wally Wells, Henry Young, Sparky Wade, Nolan Miller, Guy Ottwell, Milford McDonald, Mac Michael. (Back Row) Judge Bryan, Bill Leathers, Shongaloo Lindsey, Sid Adger, Texas Bo Bohannon, Red Beeson, Jack Harris, Ben Journey, Buddy Blair.

It was a different time and a different era. But in 1935, in the days before the NCAA Tournament and the National Invitation Tournament sprung to life and created true March Madness, there was a national championship being claimed on the hardwood at LSU.

Led by the school's first All-American, Sparky Wade, and Buddy Blair, the Tigers of 10th year head coach Harry Rabenhorst pulled off a feat that many people feel is the first magic moment of LSU basketball. The Tigers, after a 13-1 regular season and a co-championship in the Southeastern Conference, went to Atlantic City and played the best team in the East, the Pittsburgh Panthers, and won.

They called Wade the "Little Giant from Jena," and he could make a basketball do almost anything. He was 5-6 and a smaller preview of what would come in the late 1960s with Pete Maravich.

In 1935, the Tigers had a very favorable schedule that saw them play only three of 14 games away from the comfort of the Gym-Armory. The road games weren't bad trips at all, even in those days. One was to Houston to face Rice and the other two were to New Orleans to face Tulane.

The only loss of the season was that game against Rice, 56-47. Wade jokingly said in later years of that game, "The Rice Gym was an old auditorium with one chandelier with twenty-five watt bulbs. You could not see your feet or the color of uniforms. Even the floor was unwaxed."

But that was the only time the Tigers stumbled. Ironically, there was no SEC Tournament that particular year so LSU and Kentucky would not meet in basketball that season. Kentucky, undefeated in the conference, had not lost to LSU in a hoops contest and wouldn't until 26 years later.

So LSU and Pittsburgh were invited to the battle for the American Legion Bowl before some 5,000 at the Atlantic City Auditorium. LSU won by four, 41-37, but that tells so little of the story.

It was April 13, 1935. Doc Carlson's Panthers were 18-5 on the season. The Tigers started out very, very slow at a time when scoring points could be easily at a premium. The Tigers trailed 18-4 and still were down by nine, 26-17, at the half.

Gradually LSU rallied back. Buddy Blair made a long shot

to give LSU a 35-33 lead. He then followed it with the next six points for the Tigers. Pittsburgh outscored LSU 17-16 in field goals, but LSU had a 9-3 advantage from the free throw line.

Blair led all scorers with 20 points, Shongaloo Lindsey added eight, Sparky Wade five, Jack Harris four and Arnold Bryan and Ben Journey two apiece. While Wade's point total was down, his ball handling and court presence meant much to LSU's win.

The Advocate trumpeted the news the next day: "Louisiana State University, power in the Southeastern Conference, came from far behind tonight to defeat the University of Pittsburgh, Eastern Conference champion, 41-37, in their intersectional basketball game.

"The Bayou Tigers from Baton Rouge, trailing 26-17 at the half, smothered Pittsburgh in the second half with their flashy passing and scored goal after goal from the field."

"Pittsburgh used a figure-eight offense," Buddy Blair once said. "We had not seen this before and it hindered us in the first half. In the second half, we got our fast break going and just about ran them crazy."


In the days before Bob Pettit arrived on campus, Harry Rabenhorst said in 1951 that Wade was head and shoulders the best player on campus. "We've had some great boys here at LSU. We've had some great ones, but Sparky Wade was the most spectacular and most colorful. He was a showman and probably the greatest dribbler in basketball. Sparky came to delight the fans. He never came up short on that count."

"I'm not as great as they say I am," Sparky once said. "I'm just a little fellow — five-eight if I stretch — but you know, basketball is the silliest game in the world. You have 10 guys and only one basketball, and if I have the ball, who can beat me?"

In 1935, only one team could beat the Tigers and powerful Pittsburgh couldn't stop a second half onslaught that led to a special moment in LSU basketball: a chance to claim a national championship.

In 1994, the remaining living members of the team were honored and a banner lowered from the Assembly Center to forever honor the accomplishments of this great team in Tiger basketball history.

First Team All-Americans



Malcolm "Sparky" Wade

Guard • 5-9 • Jena, La.

1935

LSU's first basketball All-American averaged 9.7 points per game in 1933 and 12.4 points per game in 1934 to lead the scoring category for the first two years of the Southeastern Conference.

He was named All-America in 1935 while leading LSU to the mythical national championship, averaging 12.7 points per game.

A native of Jena, Wade is considered the greatest dribbler and backcourt star in LSU basketball history.


Before moving to LSU, he was named to the high school All-State team three times from 1928 to 1930. He was elected MVP of the national high school championship playoffs as a senior.

Former Baton Rouge Morning Advocate sports editor Bud Montet, remembers Wade in these words:

"He could do everything with a basketball but dunk it, and make it sing. If there was an extraordinary floor-leader in the South at that time, it had to be Wade."

The three-time All-SEC selection is also a member of the Louisiana Sports Writers and Louisiana Association of Basketball Coaches Hall of Fame.

He was the "Little Giant from Jena." You can't talk LSU basketball without mention of the school's first All-American and first showman who could pass, score and dribble with the best of his and many others era.



Bobby Lowther

Forward • 6-5 • Alexandria, La.

1946

Bobby Lowther officially was recognized as a first-team All-American in 1995 after a historian of the Helms Foundation confirmed that all members of the 1946 team had been upgraded to first-team status.

Lowther is the only two-sport All-America athlete in LSU's storied sports history. In 1946, he made the Helms Foundation basketball All-America squad and was a two-event All-American in track and field, finishing second at the NCAA Championships in the javelin and fourth in the pole vault.

The 6-5, 185-pound Alexandria native was also the triple jump champion at the 1946 National AAU Championships.

In basketball, he averaged 14.7 points per game as he also earned first-team All-SEC honors.

He was voted LSU's "Best All-Around Athlete" in 1947 in a field that also included such future professional stars as Y. A. Tittle, Alvin Dark and Joe Adcock.

Lowther is a member of the Louisiana Sports Writers Association Hall of Fame and was chosen to be the "Living Legend" honoree representing LSU at the 2005 Southeastern Conference basketball tournament in Atlanta.



Durand "Rudy" Macklin

Forward • 6-7 • Louisville, Ky.

1981

The recruitment of Durand "Rudy" Macklin marked the beginning of LSU's rise to the top of college basketball under Dale Brown.

In his first college game, he set a school rebounding record that no one has come close to, pulling down 32 boards in a win against Tulane.

After his magnificent LSU career he became the school's all-time leading rebounder with 1,276 rebounds (a 10.4 rebounds per game average). That figure remains on top of the school chart. He also became the second leading scorer all-time at LSU behind Pete Maravich (2,080 points, 16.9 points per game average).


Much of his success and his All-America season in 1981 was after returning from a serious knee injury that forced him to miss all but two games of the 1978-79 season.

In 1981, he was also named Southeastern Conference Player of the Year and led the Tigers to their first NCAA Final Four since 1953. He beat out a star-studded cast of players including Georgia's Dominique Wilkins, Kentucky's Sam Bowie, and other future NBA players such as Jeff Malone of Mississippi State, Dale Ellis of Tennessee, Eddie Phillips of Alabama and teammate Howard Carter.

In Macklin's four years, LSU had records of 18-9, 23-6, 26-6 and 31-5. The Tigers won one SEC title, one SEC Tournament championship, advanced to the Elite 8 and the Final Four during the Macklin days.

One writer wrote of Macklin, "Macklin's aggressiveness has never been questioned in the Southeastern Conference. If they gave an award for the hardest worker, Macklin would have been the consensus choice of his peers, who marvel at how much effort he puts into the game."

In 2000, he was honored as the school's "Living Legend" at the SEC basketball tournament.



Chris Jackson

Guard • 6-1 • Gulfport, Miss.

1989, 1990

In just his freshman and sophomore years, Jackson was a two-time consensus SEC Player of the Year lighting up scoreboards across America. After scoring 48 and 53 points in the first month of his college career, he went on to become the most celebrated freshman of all time, setting an NCAA freshman scoring record, averaging 30.2 points per game.

He became just the second freshman ever to make the Associated Press first-team All-America squad and the first ever to make the U.S. Basketball Writers Association's All-America team.

He finished his short career as the seventh leading scorer in school history with 1,854 points (29.0 ppg). His records for freshman include most points in a game (55), most points in a season (965) and season average (30.2).

He won accolades throughout the country as he starred on the court while fighting an ongoing battle with Tourette's Syndrome.

Jackson was chosen to the Second Team on the Louisiana Association of Basketball Coaches All-Louisiana Team of the Century.

Of Chris Jackson, Baton Rouge State Times sports editor Sam King wrote:

"Athletes come and go.


"Many are so quickly forgotten.

"Only the great ones are remembered forever. To have seen Bob Pettit, Billy Cannon and Pete Maravich perform at their best was to commit them to memory.

"Chris Jackson now joins some very select company."

First Team All-Americans

INTRO
PLAYERS
COACHES
REVIEW
PREVIEW
RECORDS
HISTORY
LSU
MEDIA



**LSU All-America
1953, 1954**

**First LSU Player
to Have Number
Retired 1954**

**Member of National
Basketball Hall of
Fame 1970**

**Member of NBA
50-Year Top 50, 1997**

**Member of LSWA Top 25
Louisiana Athletes of the
Century, 1999**

**Member First-Team LABC
All-Louisiana Team
of the Century, 1999**

**1999 Living Legend for LSU
at SEC Basketball
Tournament**



Bob Pettit Jr.

Bob Pettit once said of himself as a youngster who would grow up to be a collegiate All-American and a force in the National Basketball Association:

“The greatest thing that ever happened to me is that when I first picked up a basketball I was terrible. If things come naturally, you might not bother to work at improving them and you can fall short of your potential.”

Being terrible meant being gangly and not very good. He was tall, but he wasn’t able to yet make the moves that made him a future star. He was the last man on the junior varsity his freshman year at Baton Rouge High. As a sophomore he was cut from the varsity. But because of that, he took his interest in basketball to heart and began to work hour after hour in back of his house in Baton Rouge.

As a 6-4 junior, he began to be noticed. His skills were still raw and undeveloped, but his size made him worth a second glance. He grew to 6-7 as a junior and BRHS won the state championship.

Pettit once wrote: “Teammates. . .were miles ahead of me in all-around ability, but college scouts gave me the big rush act because I was six-seven by then. Fifteen schools offered me the standard scholarship.

“I chose LSU because I doubted I could measure up to expectations on a fancier scholarship. My fears were confirmed when I reported to John Chaney, LSU’s freshman team coach, who had been a pro in the NBA. My reflexes were slow. I was lost on defense. I didn’t know how to drive in for a shot, or fake and pass off the pivot. Much as I dislike the expression, I’ve got to admit I was a goon.”

LSU and NBA fans certainly don’t look at Bob Pettit’s career as that of a goon. Here was a three-time first-team All-SEC member who led his Tigers to a second place finish in 1952, conference titles in 1953 and 1954 and the NCAA Final Four in 1953.

He led the league in scoring all three years, with the highest averages seen to date in the league: 25.5 points in 1952, 24.9 in 1953 and 31.4 points per game in 1954. At the same time he was averaging 13.1 (1952),



13.9 (1953) and an LSU best 17.3 (1954) rebounds per game. Only Pete Maravich and Chris Jackson would break the 30-point average barrier at LSU.

Coach Cliff Wells of Tulane summed up Bob Pettit’s days at LSU, “He’s the best big man in college basketball today and I’ve seen them all.” LSU Coach Harry Rabenhorst called him, “the greatest LSU player since Sparky Wade.”

He was a first round draft choice in 1954 of the then Milwaukee Hawks. Pettit played his entire 11-year career with the Hawks, moving with the club to St. Louis in 1955. He wrote nearly every record in the Hawks’ record book and was a four-time MVP of the annual NBA All-Star game. He led the Hawks to the 1958 NBA Championship and five NBA Finals.

In 1954, his number 50 was retired at LSU, the first number in any sport retired in Tiger Town. In 1964, he became the first NBA player to exceed the 20,000-points scored barrier. In 1970, he was elected to the Basketball Hall of Fame.

“Those were great years at LSU,” Pettit once said. “They were such great years. I couldn’t have asked for anything better than my four years at LSU. I received my degree in Business, played the sport I loved and made so many friends.”

PETTIT’S CAREER STATISTICS

YEAR	GMS	FGM	FGA	PCT.	FTM	FTA	PCT.	REB.	PTS.	AVG.
1951-52	24	247	563	.439	118	199	.593	315	612	25.5
1952-53	21	193			133	217	.613	292	519	24.7
1953-54	25	281	573	.489	223	308	.740	432	785	31.4
TOTALS	70	721			474	724	.655	1039	1916	27.4



LSU All-America 1968, 1969, 1970

National Player of the Year 1970

**Third LSU Player
to Have Number
Retired 1970**

**Member of NBA
50-Year Team, 1997**

**Member of LSWA Top 25
Louisiana Athletes of the
Century, 1999**

**Member First-Team LABC All
Louisiana Team of the
Century, 1999**

**Member Sports Magazine's Top
10 Men's College Players of the
Century, 1999**

**Member of National Basketball
Association Hall of Fame**

**Honored as 2003 "Legend" at the
SEC Basketball Tournament**

Pete Maravich

Pete Maravich was billed as the one who would put Louisiana basketball on the map from the first day he joined his father Press at LSU. People weren't disappointed. His freshman year they packed the old John M. Parker Agricultural Center (known as the "Cow Palace") to watch the freshman team and then left quickly as the varsity Tigers won just three games in 1967.

By Pete's senior year, the Tigers would improve to 20-8 and wind up in New York City at the National Invitation Tournament, a fitting place for the big-city Maravich Show to close its LSU run.

To those who never saw him play live, but only watched what few games were on television or listened on radio, the Maravich story at LSU may seem larger than life. But his skills were perfected through hours and hours of repetitious drills at all hours of the day and night and in all kinds of settings.

Maravich ended up receiving the richest contract ever offered a college player at the time to sign with the Atlanta Hawks (\$1.9 million), but during his 10-year career with the Hawks, the New Orleans and Utah Jazz and the Boston Celtics, his dream of a championship wasn't fulfilled. Pete was finding that life wasn't very fulfilling either.

There were hard times when he went in search of something to make his life complete. He had money, he had fame. He didn't have real happiness. But in 1982, Pistol Pete accepted Jesus Christ.

He began enjoying life, enjoying times with his wife and children. Television executives were discovering his knowledge of the game again as a color commentator and best of all for LSU fans, a rift that grew between star and college had diminished and was forgotten.

But the Pistol's life suddenly ended on Jan. 5, 1988, just over a month after appearing at the Assembly Center for an emotional ceremony to formally present a portrait of Pete and his father to him.

Maravich's records and highlights are endless. Here are just a few:

- All-Time NCAA Career Scoring Leader with 3,667 points, an average of 44.2 points for 83 games.

- Ranks 1st, 4th and 5th for most points in a single season in NCAA history. Averaged 44.5 points in 1970, 44.2 points in 1969 and 43.8 points in 1968.
- Scored 69 points vs. Alabama, Feb. 7, 1970.
- Led LSU to the NIT Final Four in 1970, its first post-season appearance in 16 years.
- Unanimous first team All-American in 1968, 1969, 1970.
- Naismith Award winner in 1970.
- Member of the National Basketball Association Hall of Fame after 10-year career with Atlanta Hawks, New Orleans and Utah Jazz and Boston Celtics.




MARAVICH'S CAREER STATISTICS

YEAR	G	FG	FGA	PCT.	FT	FTA	PCT.	REB.	AVG.	PF-D	AST.	PTS-AVG.
1967-68	26	432	1022	.422	274	338	.810	195	7.5	85-5	105	1138-43.8
1968-69	26	433	976	.444	282	378	.746	169	6.5	77-2	128	1148-44.2
1969-70	31	522	1168	.447	337	436	.773	164	5.3	89-0	192	1381-44.5
TOTALS	83	1387	3166	.438	893	1152	.775	528	6.4	251-7	425	3667-44.2

First Team All-Americans

INTRO
PLAYERS
COACHES
REVIEW
PREVIEW
RECORDS
HISTORY
MEDIA
LSU



**LSU All-America
1991, 1992**

**National Player of the Year,
1991**

**World Amateur Athlete of
the Year, 1991**

**SEC Athlete of the Year,
1991, 1992**

**Olympic Gold
Medalist, 1996**

**Member of NBA
50-Year Top 50, 1997**

**Member Second-Team
LABC All-Louisiana Team of
the Century, 1999**

**Fourth LSU Player
to Have Number
Retired 2000**

**Graduated from LSU,
December 2000**

Shaquille O'Neal

Shaquille O'Neal brought LSU to new heights during his three years at LSU and the 7-1 center became a national celebrity in the days of saturation coverage of basketball by the media. But he earned his celebrity status with great play and an intimidation factor that made him the envy of coaches throughout the country.


After leaving LSU in April 1992, he was the number one pick of the National Basketball Association by the Orlando Magic and signed a multi-year contract estimated at over \$40 million. In 1996, as a free agent, he signed with the Los Angeles Lakers and following the 2004 season was traded to the Miami Heat.

Here are some of the highlights of O'Neal's career at LSU:

- Two-time consensus Southeastern Conference Player of the Year and first team All-America, 1991-1992. Most Valuable Player on SEC Coaches Defensive Team, 1991-1992.
- National Player of the Year as chosen by the Associated Press (Rupp Award), United Press International, L. A. Gear and Sports Illustrated, 1991. Winner of the Tanqueray World Amateur Athlete of the Year Award, 1991. Southeastern Conference Athlete of the Year, 1991-1992. National Player of the Year as chosen by L. A. Gear, 1992 and runnerup for the Naismith Award and the John Wooden Award, 1992.
- Set SEC record for most blocks in a season three consecutive years (115-1990, 140-1991, 157-1992). Set SEC record for career blocks with 412. Blocked five or more shots in a game 45 times in 90 career games.
- Set SEC single game record with 12 blocks against Loyola Marymount in Feb., 1990. Blocked 11 shots against Brigham Young in the first round of the NCAA Tournament, setting a tournament standard for a single game, 1992.
- Averaged a national sophomore record 5.0 blocked shots a game, 1991. National leader in blocked shots (5.2 average), 1992.
- National leader in rebounding (14.7 average), 1991. Second nationally in rebounding (14.0 average), 1992.
- First player to lead the Southeastern Conference in scoring, rebounding, field goal percentage and blocked shots in the same season, 1991. Led SEC in rebounding, field goal percentage, blocked shots and second in scoring, 1992. First player to lead the SEC in rebounding three straight seasons since Charles Barkley of Auburn, 1982-84.
- Finished with 1,217 rebounds, seventh all-time in the Southeastern Conference, second all-time at LSU.
- Finished with 1,941 points, fourth all-time at LSU behind only Pete Maravich (3,667-1967-70), Durand Macklin (2,080-1976-78; 79-81) and Howard Carter (1,942-1979-83).



- Career field goal percentage of 61.0 percent is second all-time at LSU and in the SEC (minimum 1,000 attempts).
- Had six career triple-doubles (points, rebounds and blocks in same game).
- Was the third LSU player (Pete Maravich and Chris Jackson the others) to have at least two 700-plus point seasons at LSU.
- Was the first LSU player to record back-to-back 400-plus rebound seasons.



Speaking at 2004 LSU Student/Athlete Forum

O'NEAL'S CAREER STATISTICS

YEAR	G/GS	FG/FGA	PCT	FT/FTA	PCT	PTS	AVG	REB	AVG	PF/D	AST	TO	BLK	STL
1989-90	32/28	180/314	.573	85/153	.556	445	13.9	385	12.0	122/9	61	93	115	38
1990-91	28/28	312/497	.628	150/235	.638	774	27.6	411	14.7	79/1	45	99	140	41
1991-92	30/30	294/478	.615	134/254	.528	722	24.1	421	14.0	86/5	46	103	157	29
TOTALS	90/86	786/1289	.610	369/642	.575	1941	21.6	1217	13.5	287/15	152	295	412	108



**LSU Head
Basketball Coach
1932-41; 1945-57**

**29 years
Record: 340-264**

1935 National Championship

1953 NCAA Final Four

**1935, 1953, 1954 SEC
Championships**

**LSU Head
Baseball Coach
1925-42; 1946-56**

**27 years
Record: 220-226-3**

1939; 1946 SEC Championships

**Assistant Football Coach, LSU:
1925-42**

**Assistant Athletic Director, LSU:
1947-67**

**Acting Athletic Director, LSU:
1968**

**Member, Helms Athletic
Foundation Hall of Fame**

**Member, La. Sportswriters
Assoc. Hall of Fame**

Harry Rabenhorst

Before there was Dale Brown, there was Harry Rabenhorst. In an era when college basketball wasn't big news and when cable didn't send hundreds of game all across the country, Rabenhorst laid the foundation for others like Jay McCreary, Press Maravich, Dale Brown and John Brady to follow.

Like Maravich with Pete, like Dale with Rudy, Chris and Shaq, Rabenhorst coached two of the legends of the game: Sparky Wade and Bob Pettit. Like Brown, he took his team to a Final Four in the days before anyone realized what a major event the NCAA Tournament was. But unlike any other LSU coach, Rabenhorst laid claim to a national championship, mythical though it may have been. It was a year to remember for Rabenhorst, but it was a long way from the end of his career.

The Baton Rouge native, however, came to LSU holding a record of a much different kind. He was a star athlete at Wake Forest in the years following World War I and holds the world record for the single longest punt of 110 yards.

After serving in the U.S. Army in World War I, Rabenhorst began his career in coaching in 1921 at Greensboro High School in Greensboro, N.C. After that, he moved to

New Mexico Military Academy where he coached for three seasons before moving back to Baton Rouge and the start of a long and dedicated lifetime of service to LSU.

In any capacity he served, he showed the same gracious understanding of the individual and devotion to duty that have set him apart from the ordinary.

He was a walking encyclopedia of LSU athletics and could recall in a moment the big game, the big play and the individual star of almost every athletic success enjoyed by the Tigers during his tenure.

Few men alive in college athletics numbered among their close personal friends the great and near great personalities who dominated the athletic scene for much of the first 60 years of this century. His list of associates reads like a "Who's Who" of American Collegiate Athletics, names that capture the imagination of sports fans and historians everywhere -- Knute Rockne, Amos Alonzo Stagg, Pop Warner, Fielding Yost, Wallace Wade, Adolph Rupp -- and many more.

Rabenhorst's career at LSU meant more than victories and championships. A popular and respected coach and administrator, he brought LSU distinction with his long and brilliant service and developed athletes who became outstanding students, and later outstanding citizens.

Harry Rabenhorst was a competitor. He was also a gentleman. He proved that you can be both and be successful.

When Coach Rabenhorst passed away in March, 1972, at the age of 73, then athletic director Carl Maddox said, "Coach Raby was revered and respected nationally by the many who came to know him in the world of intercollegiate athletics -- but more significant is the esteem and the love he earned from the men who played for him."

"I always enjoyed competing with him," said Adolph Rupp. "He was a great credit to the game. He developed some of LSU's outstanding players and teams."

Coach Raby was a man for all seasons and still to this day remains one of the league's all-time winningest basketball coaches. Those who played for him, loved him. Those who knew him, respected him. There's not much better can be said.



Coaching Greats

INTRO PLAYERS COACHES REVIEW PREVIEW RECORDS HISTORY MEDIA LSU



**LSU Head
Basketball Coach
1972-97**

**25 years
Record: 448-301**

**1981, 1986
Final Four**

**1979, 1981, 1986, 1991
SEC Championships**

**1980
SEC Tournament Championship**

**1973, 1979, 1981, 1989
SEC Coach of the Year**

**1981
National Coach
of the Year**

**Member, La. Sports Writers Association
Hall of Fame**

**2004 Living Legend for LSU at the SEC
Basketball Tournament**

*"...one of the true statesmen
of college basketball."*

- Temple' coach John Chaney



**Banner drop in Maravich Center
February 2004**

Dale Brown

When he arrived from Washington State via Minot, N. D., there weren't that many basketball fans in the state of Louisiana who knew who Dale Brown was. When he retired after the 1996-97 season, you would have been hard pressed to find a college basketball fan in the country who didn't have some inkling about who Dale Brown was and what he stood for.

When Brown arrived in Baton Rouge in March, 1972, he arrived with a dream that was perceived by many who knew the LSU basketball program as impossible. The dream was to make basketball important in football-crazy Tiger country. When Brown was introduced as the Tiger coach, LSU fans were still remembering the Pete Maravich era. Final Fours? Rudy Macklin? Chris Jackson? Shaq? All a dream. In those year, fans had to be convinced to come to the new arena known as the LSU Assembly Center.

Brown traveled from one end of the state to the other telling all who would listen about the future of LSU basketball. Some thought him foolish. Others questioned his statements. But none who saw or heard him criticized his effort and his tireless energy.

His first LSU team shocked the basketball world by knocking off third-ranked Memphis State in Brown's home opener in December, 1972. The Hustlers, as they were dubbed, gave the competition fits all season long. They won 14 games, finished 9-9 in the SEC and drew praise from all around the country for their determination. For his achievements with a team picked last in the league, Brown was named SEC Coach of the Year, the first of four such honors he would receive.

Starting with the 1976-77 season, the Tigers increased their victory total ever year for the next six seasons. The streak was highlighted by a 31-5 record in 1980-81 (the most wins in a season in LSU history) and the first of Brown's two trips to the Final Four. For his success that season Brown was honored as the 1981 National Coach of the Year.

Even more impressive was his second trip to the Final Four in 1985-86 when his Tigers

were the lowest seeded team ever to make it to the Final Four after knocking off teams seeded first, second and third in the region (the only team ever to accomplish that feat on the road to the Final Four).

The Tigers won four SEC titles under Brown and only Adolph Rupp and Joe B. Hall at Kentucky won more SEC titles. His 448-301 record with 238 wins in regular season SEC play, put him second behind only Rupp in wins in the league. He was only the third SEC coach to coach 25 years as a head coach in the league.

Brown was part of 38.5 percent of LSU's 1,164 total victories in the first 89 seasons of basketball. Also, no coach in LSU history coached more consecutive games -- 749.

In 1990, Brown was the winning coach, capturing the Gold Medal for the South in the Olympic Festival in Minneapolis.


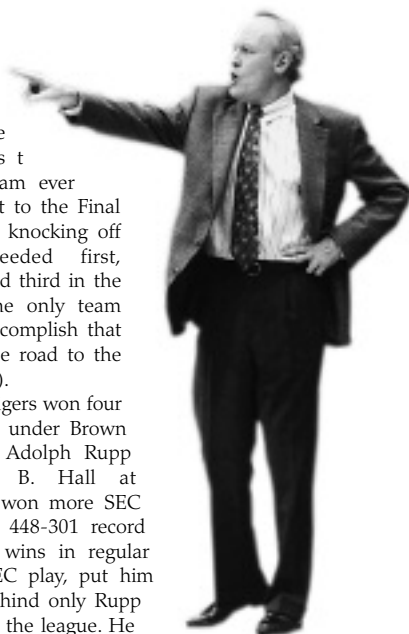
Brown was born in 1935 in Minot, a small railroad town in the northwest corner of North Dakota. In high school, he was the leading scorer in both football and basketball at St. Leo's of Minot. As a senior, he was the state scoring leader in basketball with a state record scoring average. He also set a school record in the 440-yard dash.

Brown earned 12 letters in basketball, football and track at Minot State University, making him the school's only athlete to achieve that goal.

John Chaney of Temple called Brown, "...one of the true statesmen of college basketball. His contributions to the game and society have impacted many. He is an outstanding coach and an outstanding person."

Legendary coach John Wooden of UCLA said: "I will always remember Dale for his enthusiasm. There are those who say he is a put-on -- they just can't believe that he can be what he professes. But I never questioned that. He amazed me because there is a lot more depth to the man. He was much more than a basketball coach."

At halftime of the Kentucky game in February 2004, athletics director Skip Bertman and the LSU basketball program honored Coach Brown with a banner in his honor to permanently hang from the rafters of the Maravich Assembly Center.



1933-34

Sparky Wade, G	Dillon's 1st Team
Buddy Blair, F	Dillon's 1st Team

1934-35

Sparky Wade, G	AP 1st Team
Buddy Blair, F	AP Honorable Mention

1949-50

Bob Meador, G	AP 3rd Team
---------------	-------------

1950-51

Joe Dean, G	AP 2nd Team
-------------	-------------

1951-52

Joe Dean, G	AP 1st Team
Bob Pettit, C	AP 1st Team

1952-53

Bob Pettit, C	AP 1st Team
Benny McArdle, G	AP 2nd Team

1953-54

Bob Pettit, C	AP 1st Team
Benny McArdle, G	AP 3rd Team

1955-56

Roger Sigler, G	AP 1st Team Coaches 2nd Team
Jim Ashmore, G	AP 1st Team Coaches 1st Team

1956-57

Roger Sigler, G	AP 3rd Team
-----------------	-------------

1960-61

George Nattin, G	AP 1st Team Coaches
------------------	------------------------

1961-62

Maurly Drummond, F	AP 3rd Team
George Nattin, G	AP 3rd Team

1962-63

Ellis Cooper, G	AP 2nd Team Coaches
-----------------	------------------------

1963-64

Dick Maile, F	AP 1st Team Coaches
---------------	------------------------

1964-65

Dick Maile, F	AP 1st Team UPI 1st Team Coaches
---------------	--

1967-68

Pete Maravich, G	AP 1st Team UPI 1st Team Coaches
------------------	--

1968-69

Pete Maravich, G	AP 1st Team UPI 1st Team
------------------	-----------------------------

1969-70

Pete Maravich, G	AP 1st Team UPI 1st Team
Al Sanders, C	AP 3rd Team
Danny Hester, F	AP 3rd Team

1970-71

Al Sanders, C	AP 1st Team UPI 1st Team Coaches
Bill Newton, F	UPI 2nd Team AP 3rd Team
Nelson Isley, G	UPI 3rd Team

1971-72

Al Sanders, C	AP 2nd Team UPI 2nd Team Coaches
Bill Newton, F	AP 3rd Team UPI 3rd Team

1972-73

Eddie Palubinskas, G	AP 2nd Team UPI 2nd Team Coaches
----------------------	--

1973-74

Glenn Hansen, F	AP 2nd Team UPI 2nd Team Coaches
Eddie Palubinskas, G	UPI 2nd Team AP 3rd Team
Collis Temple, C	UPI 3rd Team

1974-75

Glenn Hansen, F	AP 2nd Team UPI 2nd Team Coaches
-----------------	--

1975-76

Kenny Higgs, G	AP 2nd Team UPI 2nd Team Coaches
----------------	--

1976-77

Kenny Higgs, G	AP 2nd Team UPI 2nd Team Coaches
Durand Macklin, F	AP 3rd Team UPI 3rd Team

1977-78

Durand Macklin, F	AP 1st Team UPI 1st Team Coaches
Kenny Higgs, G	UPI 2nd Team
DeWayne Scales, F	AP 3rd Team

All-SEC

1978-79

DeWayne Scales, F	AP 1st Team UPI 1st Team Coaches
Al Green, G	AP 1st Team UPI 2nd Team Coaches
Lionel Green, C	AP 3rd Team UPI 3rd Team

1979-80

Durand Macklin, F	AP 1st Team UPI 1st Team Coaches
DeWayne Scales, F	AP 2nd Team UPI 2nd Team, Coaches
Ethan Martin, G	AP 2nd Team UPI 2nd Team Coaches

1980-81

Durand Macklin, F	AP 1st Team UPI 1st Team Coaches
Ethan Martin, G	AP 1st Team UPI 1st Team Coaches
Howard Carter, G	AP 2nd Team UPI 2nd Team

1981-82

Howard Carter, G	AP 1st Team UPI 1st Team Coaches
Leonard Mitchell, F	AP 2nd Team UPI 3rd Team Coaches

1982-83

Howard Carter, G	AP 2nd Team UPI 2nd Team Coaches
Leonard Mitchell, F	AP 3rd Team UPI 3rd Team

1983-84

Jerry Reynolds, F	AP 2nd Team UPI 3rd Team Coaches
Derrick Taylor, G	UPI 3rd Team

1984-85

Nikita Wilson, F	AP 2nd Team UPI 3rd Team Coaches
John Williams, C	AP 3rd Team
Jerry Reynolds, F	AP 3rd Team UPI 3rd Team

1985-86

John Williams, F	AP 1st Team UPI 1st Team Coaches
Derrick Taylor, G	AP 3rd Team

1986-87

Nikita Wilson, C	AP 3rd Team UPI 3rd Team
Anthony Wilson, G	UPI 3rd Team

1987-88

Ricky Blanton, F	AP 2nd Team UPI 3rd Team Coaches
Jose Vargas, C	UPI 2nd Team AP 3rd Team

1988-89

Ricky Blanton, F	AP 1st Team UPI 2nd Team Coaches
Chris Jackson, G	AP 1st Team UPI 1st Team Coaches

1989-90

Chris Jackson, G	AP 1st Team UPI 1st Team Coaches
Shaquille O'Neal, C	AP 1st Team UPI 1st Team Coaches
Stanley Roberts, F	AP 3rd Team
Maurice Williamson, G	UPI 3rd Team

1990-91

Shaquille O'Neal, C	AP 1st Team UPI 1st Team Coaches
Vernel Singleton, F	AP 3rd team UPI 3rd team Coaches
Shawn Griggs, G	UPI 2nd team

1991-92

Shaquille O'Neal, C	AP 1st Team Coaches
Vernel Singleton, F	AP 3rd Team

1992-93

Geert Hammink, C	AP 1st Team Coaches
Jamie Brandon, G-F	Coaches 2nd Team

1993-94

Jamie Brandon, G-F	Coaches 2nd Team AP 3rd Team
--------------------	------------------------------------

1994-95

Ronnie Henderson, G	Coaches AP 2nd Team
---------------------	------------------------

1995-96

Ronnie Henderson, G	Coaches AP 1st Team
---------------------	------------------------

1996-97

Dwayne Spencer, F	Coaches 2nd Team AP 2nd Team
-------------------	---------------------------------

1998-99	Carter, Maurice, G Smith, Jabari, C	Coaches 3rd Team AP 3rd Team AP 3rd Team
1999-00	Bright, Torris, G Smith, Jabari, C Swift, Stromile, F	AP 3rd Team Coaches 2nd Team AP Co-Player of the year Coaches 1st team AP 1st Team
2000-01	Dupree, Ronald, F	AP 2nd Team Coaches 3rd Team

2001-02	Dupree, Ronald, F	AP 2nd Team Coaches 2nd Team
2002-03	Dupree, Ronald, F	AP 2nd Team Coaches 2nd Team
2003-04	Bass, Brandon, F Lloreda, Jaime, F	SEC Freshman of Year AP 1st Team Coaches 2nd Team

ALL-SEC TOURNAMENT TEAMS

(Note: unless indicated above, SEC Tournament Team also served as All-SEC team from 1933-1948).

1933 Sparky Wade, G Buddy Blair, F Jack Harris, F	First Team Second Team Second Team	1943 Frank Brian, F John Chaney, C	First Team Second Team	1951 Joe Dean, G	First Team	1988 Ricky Blanton, F	First Team
1936 Arnold Bryan, F	Second Team	1944 Whitey Hoskins, G	Second Team	1952 Joe Dean, F Bob Pettit, C	First Team First Team	1993 Geert Hammink, C Jamie Brandon, G-F	First Team First Team
1938 Conley Hathorn, G	First Team	1946 Bobby Lowther, F Joe Bill Adcock, C Billy Walters, G	First Team Second Team Second Team	1980 DeWayne Scales, F Durand Macklin, F	First Team (MVP) First Team	2002 Antonio Hudson, G	First Team
1939 Paul Brotherton, G	Second Team	1947 Frank Brian, F	Second Team	1981 Howard Carter, F	First Team	2003 Ronald Dupree, F	First Team
		1949 Gene Murphy, G	Second Team	1986 John Williams, F	First Team (MVP)		
		1950 Joe Dean, G	First Team	1987 Nikita Wilson, C Anthony Wilson, G	First Team First Team		

LSU ACADEMIC ALL-SEC

1961-62 George Nattin, G Ellis Cooper, G	First Team Second Team	1983-84 John Tudor, G	First Team	2001-02 Brian Green, G Collis Temple III, G	First Team First Team
1962-63 Ellis Cooper, G	First Team	1985-86 Zoran Jovanovich, C	First Team	2002-03 Pete Bozek, F Brian Green, G Charlie Thompson, G	First Team First Team First Team
1964-65 Tommy Thigpen, C	Honorable Mention	1988-89 Kyle McKenzie, G	First Team	2003-04 Charlie Thompson, G Paul Wolfert, F Brandon Bass, F Ross Neltner, F	First Team First Team Freshman First Team Freshman First Team
1965-66 Kenny Drost, G Scott Bowling, G	First Team Honorable Mention	1991-92 Justin Anderson, G T. J. Pugh, G	First Team First Team		
1966-67 Kenny Drost, G	Second Team	1995-96 David Bosley, G	First Team		
1969-70 Danny Hester, F	Second Team	1997-98 Jack Warner, G	First Team		
1972-73 Bill Whittle, F Collis Temple, F Wade Evans, G Ed LeBlanc, F	First Team First Team Second Team Honorable Mention	1998-99 Brian Beshara, F Jack Warner, G	First Team First Team		
1981-82 John Tudor, G-F	First Team	1999-00 Brian Beshara, F Collis Temple III, G Jeremy Comeaux Jack Warner, G	First Team First Team First Team First Team		
1982-83 John Tudor, G	First Team	2000-01 Brian Beshara, F Collis Temple III, G Brian Green, G Jack Warner, G	First Team First Team First Team First Team		

SEC GOOD WORKS TEAM

1998-99 1999-00 2000-01 2001-02 2002-03 2003-04	Collis Temple III Jermaine Williams Collis Temple III Collis Temple III Collis Temple III Paul Wolfert
--	---

Louisiana Sports Hall of Fame/LABC Awards

Louisiana Sports Hall of Fame

To be a member of the Louisiana Sports Writers Hall of Fame is one of the greatest honors that could be bestowed on an athlete from this state or who has performed a portion of his career in this state. Each year's class continues to add to the prestige of the growing list of Hall of Fame inductees. The Hall of Fame is located at Northwestern State University in Natchitoches at the Prather Coliseum.

A total of ten men and women who participated in the LSU basketball program either as players or coaches have been inducted in the Hall of Fame, the latest being former LSU basketball player and athletic director Joe Dean, who was inducted into the Hall of Fame in June 2001.

The ten LSWA Hall of Famers with their years of participation in LSU basketball in parenthesis:

- Buddy Blair** -- (F, 1933-35, member 1935 national champions), inducted 1981
- Frank Brian** -- (F, 1942-43; 1945-47, All-SEC 1943, 1946, two-time NBA All-Star), inducted in 1986
- Dale Brown** -- (Coach, 1972-96, 1981, 1986 NCAA Final Four; 1979, 1981, 1985, 1991 SEC Championships, all-time winningest coach at LSU, 448 wins), inducted in 1999
- Joe Dean** -- (F, 1949-52; TV Commentator, LSU Athletic Director, 1987-2000), inducted in 2001
- Bobby Lowther** -- (F, 1942-43; 1945-48, All-SEC 1946, All-American in 1946 in both basketball and track and field), inducted in 1995
- Pete Maravich** -- (G, 1967-70, three-time All-American, Division I all-time scorer), inducted in 1984
- Bob Pettit** -- (C, 1951-54, two-time All-American, 1953 Final Four member, 10-time NBA All-Star), inducted in 1973
- Harry Rabenhorst** -- (Coach, 1925-42, '45-57, 1935 national championships, 1953 Final Four), inducted in 1970
- Malcolm "Sparky" Wade** -- (G, 1932-35, member 1935 national champions, first LSU All-American), inducted 1962
- Joyce Walker** -- (G, 1981-84, three-time Kodak All-American), inducted in 1997



LSU Athletics Director Skip Bertman was inducted into the Louisiana Sports Hall of Fame in 2002.

Louisiana Association of Basketball Coaches

Formed in 1974, the LABC represents the colleges and universities of the state in an effort to promote basketball on all levels in Louisiana. The group celebrated its 25th anniversary in 1999 with its announcement of its Team of the Century as chosen by the head coaches of men's basketball in the state and a panel of the state's sports media.

LABC All-Louisiana Team of the Century

FIRST TEAM

Pete Maravich, LSU -- 1967-70 (Player of the Century)

Bob Pettit, LSU -- 1951-54

Robert Parish, Centenary -- 1972-76

Dwight "Bo" Lamar, USL -- 1969-73

Karl Malone, Louisiana Tech -- 1982-85

SECOND TEAM

Shaquille O'Neal, LSU -- 1989-92

Joe Dumars, McNeese State -- 1981-85

Mahmoud Abdul-Rauf (Chris Jackson), LSU -- 1988-90

Willie Reed, Grambling State -- 1960-64

Calvin Natt, Northeast Louisiana -- 1975-79

THIRD TEAM

Bob Hopkins, Grambling State -- 1952-56

Andrew Toney, USL -- 1976-80

Mike Green, Louisiana Tech -- 1969-73

Bob Love, Southern -- 1961-65

Jackie Moreland, Louisiana Tech -- 1957-60

HONORABLE MENTION

LSU Players -- Durand Macklin, 1976-81; Sparky Wade, 1932-35; Joe Dean, 1949-52; Howard Carter, 1979-83.

LABC Hall of Fame

Mahmoud Abdul-Rauf -- (G, 1988-90, played as Chris Jackson, NCAA all-time leading freshman scorer, All-American, 1989-90) -- inducted in 1998.

Frank Brian -- (F, 1942-43; 45-47, All-SEC 1943, 1946, two-time NBA All-Star), inducted in 1987.

Howard Carter -- (G, 1979-83, member 1981 Final Four team), inducted 1994

Joe Dean -- (F, 1949-52), LSU Athletic Director, inducted 1985

Jerry Reynolds -- (F, 1982-85, All-SEC 1984, 1985), inducted 2003

Durand "Rudy" Macklin -- (F, 1976-78; 1979-81, member 1981 Final Four team, school's all-time leading rebounder), inducted 1987.

Pete Maravich -- (G, 1967-70, three-time All-American, Division I all-time scorer), inducted in 1977.

Leonard Mitchell -- (F, 1981-84, Member 1981 Final Four Team), inducted 2000

Shaquille O'Neal -- (C, 1989-92, two-time All-American, National Player of the Year, 1991), inducted 1998.

Bob Pettit -- (C, 1951-54, two-time All-American, 1953 Final Four member, 10-time NBA All-Star), inducted in 1976, charter inductee

Harry Rabenhorst -- (Coach, 1925-42, '45-57, 1935 national champions, 1953 Final Four), inducted in 1979.

Don Redden -- (F, 1982-86, member 1986 Final Four team), inducted 1993

Roger Sigler -- (F, 1953-57, All-SEC 1956, '57), inducted 1999

Collis Temple, Jr. -- (F, 1971-74), inducted 1995

Malcolm "Sparky" Wade -- (G, 1932-35, member 1935 national champions, first LSU All-American), inducted 1977

LABC Mr. Basketball Award

Given annually by the LABC to someone who has made a significant contribution to basketball in the state of Louisiana.

Joe Dean -- inaugural recipient in 1975

Bob Pettit -- recipient in 1976

Dale Brown -- recipient in 1988

Shaquille O'Neal -- recipient in 2000, L.A. Lakers

LABC Don Landry Award

Named in honor of the founder and first president of the LABC, given to someone who has rendered distinguished service and made a significant contribution to the LABC.

Dale Brown -- inaugural recipient in 1998.

LABC Bob Pettit Award

Given to the professional player of the year from Louisiana.

Shaquille O'Neal -- recipient in 1994, 1995, Orlando Magic

Shaquille O'Neal -- recipient in 2000, 2001, 2002, 2004 L.A. Lakers

LABC Tommy Joe Eagles Memorial Award

Given to the college coach of the year in Louisiana

Dale Brown -- recipient in 1979, 1981, 1986, 1987

John Brady -- recipient in 2000, 2003

LABC Pete Maravich Memorial Award

Given to the college player of the year in Louisiana

Durand "Rudy" Macklin -- recipient 1981

Don Redden -- recipient 1986

Nikita Wilson -- recipient 1987

Chris Jackson -- recipient 1989, 1990

Shaquille O'Neal -- recipient 1991, 1992

Stromile Swift -- recipient 2000

Ronald Dupree -- recipient 2003

James J. Corbett Memorial Award

Presented annual by the New Orleans Mid-Winter Sports Association to Louisiana's most outstanding athlete.

Pete Maravich -- honored in 1970

Chris Jackson -- honored in 1990

Shaquille O'Neal -- honored in 1992, 1993

Coach Brown speaks at the 1999 LSWA Hall of Fame press conference.

LSU Athletic Hall of Fame

Listing includes just the basketball members of the Hall of Fame.

Malcolm "Sparky" Wade -- Inducted in 1937

Joe Dean -- Inducted in 1953

Bob Pettit -- Inducted in 1954

Joe Bill Adcock -- Inducted in 1978

Bobby Lowther -- Inducted in 1978

Durand "Rudy" Macklin -- Inducted in 1990

LSU Team of the Brown Era

During the final year of Dale Brown's 25-year coaching career, fans were asked to vote for their favorite players in the 1970s, 1980s and 1990s. Of the 30-players selected, a panel of local and regional media along with past and present LSU administrators associated with the basketball program selected an all-time team by position encompassing Brown's 25-year tenure (1972-97):

FIRST TEAM

Center -- **Shaquille O'Neal** -- Lettered 1989-92; 1991, 1992 All-American

Forward -- **Durand "Rudy" Macklin** -- Lettered 1976-78; 1979-81; 1981 NCAA Final Four, 1981 All-American

Forward -- **Ricky Blanton** -- Lettered 1984-86; 1987-89; Member 1986 NCAA Final Four team.

Guard -- **Ethan Martin** -- Lettered 1977-81; Member of 1981 Final Four team; Second all-time in career assists.

Guard -- **Chris Jackson** -- Lettered 1988-90; 1989-90 All-American

SECOND TEAM

Center -- **Greg Cook** -- Lettered 1976-77; 1978-81; Member 1981 NCAA Final Four team.

Forward -- **Leonard Mitchell** -- Lettered 1980-84; Member 1981 NCAA Final Four team.

Forward -- **Don Redden** -- Lettered 1982-86; Member 1986 NCAA Final Four team.

Forward/Guard -- **Howard Carter** -- Lettered 1979-83; Third-leading scorer in school history.

Guard -- **Kenny Higgs** -- Lettered 1974-78; School's all-time leader in single game, season and career assists.

Guard -- **Derrick Taylor** -- Lettered 1981-82; 1983-86; Member 1986 NCAA Final Four team.

SEC LIVING LEGENDS

Past LSU basketball players coaches honored each year at the SEC Basketball Tournament.

1999 -- **Bob Pettit**

2000 -- **Durand Macklin**

2001 -- **Joe Dean**

2002 -- **Ricky Blanton**

2003 -- **Pete Maravich**

2004 -- **Dale Brown**

2005 -- **Bobby Lowther**



LSU by the Numbers

Tigers and their uniform numbers from the 1969-70 season through the 2002-03 season:

00

Brian Green, 2000-01-03
Omar Seli-Mance, 1999
Hernan Montenegro, 1988

1

Tony Gipson, 2003-04

2

Darrel Mitchell, 2003-04
Brian Beshara, 2000-01

3

Tack Minor, 2004
Torriss Bright, 2000-01-02-03
Jaamal Wolfe, 1999
Reggie Tucker, 1998
Doug Annison, 1993-94

4

Regis Koundjia, 2004
JueMichael Young, 2002
Stromile Swift, 1999-00
Gene Nabors, 1996-97
Jamie Brandon, 1992-93-94
Fess Irwin, 1987-88

5

Robert Royal, 2001
Jamal Harrison, 2001
DeJuan Collins, 1998
Lester Earl, 1997
Landers Nolley, 1995-96
Andre Owens, 1993-94
Justin Anderson, 1992

10

Charlie Thompson, 2001-02-03-04
Rhodaria Caston, 1998
David Bosley, 1994-95-96-97
Maurice Williamson, 1990-92-93
Parker Griffith, 1987-88
Derrick Taylor, 1982-84-85-86

Willie Sims, 1978-79-80-81
Bob Miller, 1976-77
Eddie Palubinskas, 1973-74

11

Josh Maravich, 2003-04
Brandon Landry, 1999-00-01
Djole Palfi, 1995
Mike Hansen, 1991-92-93
Anthony Wilson, 1984-85-86-87
Drexal Allen, 1982
Mark Alcorn, 1980-81
Al Green, 1979

12

Ronald Dupree, 2000-01-02-03
Darryl Cooper, 1999
Sean Gipson, 1993-94
John Picou, 1991-92
Lester Scott, 1989
Darryl Joe, 1987-88
Johnny Jones, 1981-82-83-84

13

Pete Bozek, 2001-02
Dennis Tracey, 1990
Todd Kinchen, 1988

14

Jaime Lloreda, 2003-04
Quenton Thomas, 1996
Kyle McKenzie, 1988-89
Donald Green, 1983
Matt England, 1981-82

15

Jeremy Comeaux, 1998
Deuce Ford, 1996
Ocie Conley, 1985-86
Joe Johnson, 1984
Ray Borner, 1982

20

Tim Bush, 2003
Leroy Womack, 1997-98
Ronnie Henderson, 1994-95-96
T. J. Pugh, 1991-92
Jason Cormier, 1989
Neboisha Bukumirovich, 1988
John Tudor, 1981-82-83-84

Jordy Hultberg, 1977-78-79-80
Donald Newman, 1976
Randy Herring, 1974-75
Jim Knudsen, 1972
Tommy Henner, 1970

21

Courtney Trask, 2003
Jermaine Williams, 2000-01-02
Brian Beshara, 1999
Randy Livingston, 1995-96
Linear Burns, 1991-93-94
Lyle Mouton, 1988-89
Dennis Brown, 1984-85-87
Ethan Martin, 1978-79-80-81
Doug Saylor, 1975-76-77

22

Xavier Whipple, 2002-03-04
Maurice Carter, 1996-97-98-99
Clarence Ceasar, 1992-93-94-95
Shawn Griggs, 1991
Russell Grant, 1988-89
Greg Perkins, 1983
J. Brian Bergeron, 1979-80-81
Kenny Higgs, 1975-76-77-78
Wade Evans, 1973-74

23

Pete Maravich, 1970
Retired for Pete Maravich at conclusion of his career

24

Terrence Simmons, 1997
Paul Johnson, 1993
Vernel Singleton, 1989-90-91-92
John Williams, 1985-86
Leonard Mitchell, 1981-82-83-84
Len Breda, 1977-78
Brent Boyd, 1976
Dennis Wolff, 1974-75
Jeff Taylor, 1972-73
Gary Simpson, 1971
Richard Hickman, 1970

25

Ross Chouest, 2002
Louis Earl, 1997-98
Brandon Titus, 1993-94
Paul Marshall, 1992

Danny Moscovitz, 1991
Chris Carrier, 1986
Joe Costello, 1979-80-81-82
Randy Coppens, 1975-76-77
Dawn Tonkovich, 1972-73-74
John Brantley, 1971
John Carr, 1970

30

Brandon Bass, 2004
Chico Potts, 1998
Stephen Ussery, 1989
Bernard Woodside, 1986-87-88
Theron Cojoe, 1983-84
Brian Kistler, 1981-82
Frank Lifetree, 1977-78
Michael Brown, 1976
John Enguist, 1973-74
Tommy Hess, 1970-71-72

31

Jermaine Williams, 1999
Oliver Brown, 1984-85-86-87
DeWayne Scales, 1978-79-80
Mark Smyth, 1977
Al "Little Apple" Sanders, 1970-71-72

32

Paul Wolfert, 2003-04
Willie Anderson, 1998-99
Nick Shepherd, 1996-97
Harold Boudreaux, 1990-91-92
Paulo Simoes, 1987-88
Damon Vance, 1984-85
Howard Carter, 1980-81-82-83
Ernest Brown, 1979
Gary Huffman, 1975-76
Mickey Heard, 1974

33

Marqus LeDoux, 1999
Glover Jackson, 1994
Shaquille O'Neal, 1990-91-92
Ricky Blanton, 1985-86-88-89
Steffond Johnson, 1982-83-84
Walter Campbell, 1978-79
John Breathwit, 1976-77
Mike Darnall, 1974-75
Steve Chidley, 1972
Jere Shockey, 1971
Jeff Tibet, 1970
Note: Shaquille O'Neal's number retired in Dec. 2000

34

Cedric Carter, 1998-99
Alonzo Johnson, 1995
Randy Duvall, 1990
Tyrone Black, 1980-81-82-83
John Shaper, 1971-72
Kent Johnson, 1970

35

Darnell Lazare, 2004
Rogers Washington, 1996-97-98
David Mascia, 1993
Chris Jackson, 1989-90
Jerry Reynolds, 1983-84-85
Lionel Green, 1976-77-78-79
Glenn Hansen, 1974-75
Bill Whittle, 1971-72-73
Danny Hester, 1970

40

Durand "Rudy" Macklin, 1977-78-79-80-81
Paul Kates, 1976
Carl Siener, 1972-73-74
Bob Lang, 1970

41

Collis Temple III, 2000-01-02-03
Dwayne Spencer, 1996-97
Richard Krajewski, 1989-90-91
Nikita Wilson, 1984-85-86-87
Rick Mattick, 1977-78-79-80
Collis Temple, Jr., 1972-73-74
Nelson Isley, 1971

42

Antonio Hudson, 2002-03-04
Bob Hall, 1997
Ben McDonald, 1987-88
Edwin Wilson, 1986
Duane DeArmond, 1977-78-79-80
Willie High, 1976
Marty Allman, 1971-72-73

43

Lamont Roland, 2000-01
Misha Mutavdzic, 1995-96
Geert Hammink, 1989-91-92-93
Jose Vargas, 1985-86-87-88
Greg Cook, 1978-79-80-81

Frank LeFevre, 1975
Ralph Loe, 1973
Bill Newton, 1970-71-72

44

Thomas Davis, 2002-03
Jason Wilson, 2001
Adam Walton, 1995-96-97
Kirk Goehring, 1993
Wayne Sims, 1988-89-90-91
Don Redden, 1983-84-85
Andy Campbell, 1978-79-80-81
Scott Spencer, 1977
Ed LeBlanc, 1973-74-75-76

45

Ross Neltner, 2004
Jack Warner, 1997-98-99-00-01
Roman Rubchenko, 1993-94-95-96
Zoran Jovanovich, 1985-86
Rick Stanfel, 1983
Gus Rudolph, 1979-80
Floyd Bailey, 1975-76-77-78
John Brantley, 1972

50

Retired for Bob Pettit, 1954

51

Shawnson Johnson, 2003
Jason Wilson, 2002

52

Jabari Smith, 1999-00

53


Stanley Robert, 1990

54

Brad Bridgewater, 1999-00-02-03
Garrick Scott, 1995-96

Letterman

Jamie Brandon



(Returnees in Bold)


A

ADCOCK, Joe (C) 1944-47
 ADGER, Sidney A. (C) 1935-36
 ALCORN, Mark (G) 1979-80
 ALLEN, Drexal (G) 1981-82
 ALLMAN, Marty (G) 1970-73
 ANDERSON, Justin (F), 1991-92
 ANDERSON, Willie (F), 1997-97
 ANNISON, Doug (F), 1992-93
 ARTHUR, Robert R. (C) 1959-60
 ATKINS, R. W. (G) 1919-22
 AUSTIN, Wayne (G) 1964-66

B

BAILEY, John (F) 1960-62
 BAILEY, Floyd (F-C) 1974-78
 BANKER, Kernan M. (F) 1933-35
 BANKSTON, Fred (G) 1945-46
 BARDWELL, D. D. "Sox" (C) 1929-32
 BARHAM, Joe Garnett E. (G) 1923-26
 BARNETT, Bert W. (C) 1946-47
 BARTUS, Joe E. (G) 1945-46
BASS, Brandon (F), 2003-04
 BASS, Raymond V. (C) 1938-42; 47-48
 BAUMAN, Jonnie (G) 1929-32
 BAUMER, Nat (F) 1968-69
 BEESON, Williard E. (G) 1933-37
 BELCHER, Don (F) 1951-55
 BELCHER, Jack (F) 1961-64
 BENNETT, (F) 1928-29
 BERGERON, J. Brian (G) 1978-81
 BERGMAN, Rusty (G) 1966-69
 BERNBROCK, Mark (G) 1968-69
 BERNHARD, James M. (C) 1943-44
 BESHARA, Brian (F) 1998-01
 BLACK, Tyrone (C) 1979-83
 BLAIR, L. N. "Buddy" (F) 1933-35
 BLANCHARD, E. A. (G) 1916-18
 BLANTON, Ricky (G) 1984-86; 87-89
 BLEVINS, Howard M. (G) 1929-32
 BOGGESS, Robert E. "Bob" 1947-51
 BOHANNON, W. W. "Bo" (C) 1934-36
 BOLTON, Dick (F) 1955-56
 BORGINI, Joe (F) 1959-60
 BORNER, Ray (C) 1981-82
 BORNMAN, D. L. "Squatty" (G) 1922-25
 BORNMAN, J. P. "John" (G) 1922-23
 BOSLEY, David (G) 1993-97
 BOUDREAUX, Harold (F) 1989-92
 BOWLING, W. Scott, Jr. (G) 1964-66
 BOWMAN, Sid S. "Stinky" (F) 1929-30
 BOZEK, Pete (F) 2000-02
 BOYD, Brent (G) 1975-76

Kenny Drost



Frank Brian



BOZEMAN, A. (G) 1939-40
 BOZEMAN, Charlie (C) 1938-41
 BOZEMAN, T. (G) 1938-41
 BRANCH, Malcolm (C) 1945-47
 BRANCH, W. (F) 1943-44
 BRANDON, Jamie (G), 1991-94
 BRANTLEY, John B. (G) 1970-72
 BRAYMAN, P. (F) 1952-53
 BREATHWIT, John (G) 1975-77
 BRIAN, Brad H. (G) 1964-67
 BRIAN, Frank (F) 1942-43; 1945-47
 BRIDGES, Kenneth (G) 1951-53
 BRIDGEWATER, Brad (C) 1998-00; 01-03
 BRIGHT, Torris (G) 1999-03
 BRILEY, C. 1915-16
 BRINKLEY, Mike (G) 1958-59
 BRITTON, C. E. (F) 1916-17
 BROCATO, Jim (G) 1946-47
 BROTHERTON, Paul P. (F) 1938-40
 BROWN, Dennis (G) 1983-85
 BROWN, Ernest (G) 1977-79
 BROWN, Lobdell P. 1925-26
 BROWN, Michael (F) 1975-76
 BROWN, Oliver (F) 1983-87
 BROWN, Ossie B. (F) 1943-44
 BROWN, Perry (F) 1929-30
 BROWN, Roland (F) 1932-34
 BRYAN, Arnold "Judge" (F) 1934-37
 BUCHANAN, F. "Buck" (F) 1937-40
 BUKUMIROVICH, Neboisha (G) 1984-88
 BURGE, Dick (G) 1939-40
 BURGE, Dennis F. "Pete" (C) 1932-34
 BURNETT, Jack (F) 1926-29
 BURNS, Lenear (F), 1990-91; 92-94
 BURTON, Kenny G. (F) 1944-45
 BUSH, Tim (F) 2002-03
 BUSHMAN, John C. "Jack" (F) 1936-39
 BUSSEY, Young (G) 1937-38

C

CAMPBELL, Andy (C) 1978-81
 CAMPBELL, Walter (F) 1977-78
 CANNON, (G) 1937-39
 CARD, Norman (C-F) 1961-64
 CARR, John (G) 1969-70
 CARTER, (F) 1913-14
 CARTER, Cedric (F) 1997-99
 CARTER, Howard (G-F) 1979-83
 CARTER, Maurice (G) 1995-99
 CAVETT, J. R. "Slick" (C) 1915-19
 CEASAR, Clarence (F), 1991-95
 CHANEY, John (F) 1940-43
 CHASE, Pat (G) 1964-66
 CHASE, Sam (G) 1961-64
 CHIDLEY, Steve (G) 1971-72
 CHIN BING, Allen (F) 1933-34

Wade Evans



Greg Cook



CLARK, 1908-10
 CLARK, Ned (F) 1951-55
 CLUNE, Joe (F) 1959-60
 COCKERHAM, J. H. (F) 1911-13
 COJOE, Theron (F) 1982-84
 COLLINS, A. H. "Rip" (G) 1945-47
 COLLINS, Tommy (G) 1957-59
 COMBS, Joe H. 1956-59
 CONKLIN, Tom J. (C) 1959-62
 CONLEY, Ocie (G) 1984-86
 COOK, Greg (C) 1976-77, 1978-81
 COOPER, (F) 1929-30
 COOPER, Darryl (G) 1998-99
 COOPER, Ellis O. (G) 1960-63
 COPPENS, Randy (G) 1974-77
 CORMIER, Jason (G) 1988-89
 COSTELLO, Joe (G-F) 1979-82
 CORLEY, Drew (F) 1967-69
 CRAM, Steve (G) 1962-64
 CRAMER, Judd (G-F) 1963-64
 CRESS, Walker J. (G) 1937-39
 CRISCO, Jim (F) 1956-59
 CROMBERT, 1917-18

D

DABADIE, J. Levy, Jr. (F) 1943-44
 DALE, Wilton R. (F) 1943-44
 DARK, Alvin (G) 1942-43
 DARNALL, Mike (G) 1972-75
 DAVIES, Richard A. "Dick" (G) 1958-60
 DAVIS, E. M. 1935-36
 DAVIS, Thomas (F) 2001-03
 DAY, Ned 1951-55
 DeARMOND, Duane (F) 1978-80
 DEAN, Joe (G) 1949-52
 DELAFIELD, Glenn A. (C) 1936-38
 DEVALLE, Randy (G) 1989-90
 DICKEY, 1928-29
 DIXON, 1913-15
 DOSHER, Woody (G) 1938-40
 DOUGHTY, Frank L. (G) 1937-38
 DOWLING, Duncan (F-G) 1961-63
 DROST, Kenny (G) 1964-67
 DRUMMOND, H. Maury (C-F) 1960-63
 DUGAS, C. J. Bobby (G) 1921-23
 DUPONT, John M. (F) 1911-13
 DUPONT, Lawrence H. (G) 1911-14
 DUPREE, Ronald (F) 1999-03
 DYSON, Dick (G) 1923-27

E

EARL, Lewis (F) 1996-98
 EAST, John (C) 1924-27
 EDMONDS, W. R. (F) 1916-17; 1921-22

Lionel Green



Joe Dean



EDMONDSON, Mahion W (F) 1940-41
 EDWARDS, Glavis "Ike" (F) 1945-48
 ENGLAND, Matt (F) 1980-81
 ENGQUIST, John (F) 1972-74
 EVANS, Wade (F) 1972-74
 EVANS, W. Morton (C) 1910-13

F

FAHEY, Joe J. (G) 1954-56
 FATHERREE, Jesse (G) 1933-34
 FETTER, Bobby K. (G-F) 1961-64
 FILES, "Dude" (G) 1927-28
 FORD, Deuce (G) 1995-96
 FREDERICK, E. (C) 1939-40
 FREEMAN, Mark P. (C) 1949-51
 FRESHLEY, Bob (C) 1951-54
 FREY, F. C. "Major" (G) 1919-20
 FULKERSON, Jack M. (C) 1940-43

G

GAHARAN, W. A. "Bill" (F) 1937-38
 GARAHAN, Les (F) 1927-30
 GARRISON, G. C. (F) 1927-28; 30-31
 GEYER, Randy (G-F) 1962-65
 GIACOMA, Ray (F) 1935-38
 GILBEAU, H. (F) 1924-25
 GILBERT, Charlie (C) 1933-34
 GILL, W. J. (G) 1915-17
 GIPSON, Sean (F) 1992-94
 GLADDEN, Sterling "Buck" (F) 1914-16
 GOEHRING, Kirk 1992-93
 GOWER, Bill (G) 1937-38
 GRAHAM, R. E. (G) 1939-42
 GRANT, Russell (G) 1987-89
 GRAY, Kenny (G) 1957-58
 GREEN, Al (G) 1978-79
 GREEN, Brian (F) 1999-03
 GREEN, Donald (G) 1982-83
 GREEN, Lionel (C) 1975-79
 GREEN, V. E. (C) 1913-14
 GREGORY, Sonny (F) 1949-52
 GREMILLION, E. (C) 1943-44
 GREMILLION, James E. (C) 1946-47
 GRIDLEY, Bob (F-C) 1968-69
 GRIFFITH, Carroll (F) 1946-47
 GRIFFITH, Parker (G) 1986-88
 GRIGGS, Shawn (F) 1990-91
 GUGLIELMO, Gary (F) 1957-60
 GURVICH, (F) 1942-43

Mike Hansen



Ronnie Henderson



H

HAGUE, Perry "H" (G) 1917-21
 HAILE, Samuel W. "Red" (G) 1943-44
 HALL, Bob (G-F) 1944-46; 1948-49
 HALL, Jack (C) 1996-97
 HAMMONS, J. (G) 1935-38
 HAMMINK, Geert (C) 1988-89; 1990-93
 HANSEN, Glenn (F) 1973-75
 HANSEN, Mike (G), 1990-93
 HARRELL, Louis 1928-29
 HARRIS, Bucky (F) 1926-29
 HARRIS, Jack A. (F) 1932-35
 HATCHER, George R. (C) 1923-27
 HATHORN, Conley "Red" (G) 1935-38
 HAYES, R. S. "Suthie" (F) 1917-21
 HAYNIE, George (F) 1939-41
 HEARD, Mickey (F) 1973-74
 HELM, Newton C. "Dirty" (F) 1919-23
 HENDERSON, Larry (C) 1924-27
 HENDERSON, Ronnie (G) 1993-96
 HENNER, Tommy (G) 1969-70
 HENRY, Pete (C-F) 1965-67
 HEROMAN, Harry (F) 1963-66
 HERBST, J. (G) 1941-42
 HERRING, Randy (F) 1972-75
 HESS, Tom (G) 1969-72
 HESTER, Danny (F) 1968-70
 HICKMAN, Richard F. (G) 1967-70
 HIGGS, Kenny (G) 1974-78
 HIGH, Willie (G-F) 1975-76
 HIGHTOWER, C. W. (F) 1910-11
 HIMES, Levi A "Lee" (F) 1909-12
 HIMES, (G) 1915-16
 HINES, Ray (C) 1959-60
 HOLLOWAY, Graves (C) 1947-49
 HOLT, Dick (C) 1953-56
 HOOVER, Winson F. (G) 1946-47
 HOOVER, W. (C) 1943-44
 HOSKINS, Dick, Jr. (G) 1942-44
 HOUTZ, "Jakey" 1910-11
 HOWELL, R. B. "Biliken" (C) 1909-12
HUDSON, Antonio (G), 2001-04
 HUDSON, John W. (G) 1959-61
 HUFFMAN, Gary (F) 1974-76
 HULIBERG, Jordy (G) 1976-80
 HUNT, 1917-18


I

IGAUF, Hubert C. (F) 1924-27
 IRVIN, Fess (G) 1986-88
 IRWIN, 1909-10
 ISLEY, Nelson (G) 1970-71
 IVES, Clarence A. "Fatty" (C) 1917-22

Leonard Mitchell



Ralph Jukkola



J

JACKSON, A. W. "Gus" (G) 1924-25
 JACKSON, Chris (G) 1988-90
 JACKSON, Glover (C) 1993-94
 JACKSON, Howard W. (G) 1936-39
 JACOBS, Stan J. (F) 1958-61
 JENNINGS, Frank (F) 1946-47
 JOE, Darryl (G) 1986-88
 JOHNSON, Alonzo (C) 1994-95
 JOHNSON, Byron (C) 1947-52
 JOHNSON, C. B. (F) 1909-12
 JOHNSON, F. (G) 1929-32
 JOHNSON, G. (F) 1947-48
 JOHNSON, Joe (G) 1983-84
 JOHNSON, Kent (F) 1969-70
 JOHNSON, Melvin F. (G) 1911-15
 JOHNSON, Paul (G) 1992-93
 JOHNSON, Steffond (F-C) 1981-84
 JOHNSON, Larry (C) 1924-27
 JONES, Bob (F) 1923-26
 JONES, Johnny (G) 1980-84
 JONES, L. (F) 1920-22
 JONES, Leslie V. (F) 1952-55
 JONES, Wally (G) 1944-45
 JOSEPHSON, (G) 1940-41
 JOURNEY, Beau (G) 1932-35
 JOVANOVICH, Zoran (C) 1985-86
 JUUKKOLA, Ralph (F) 1966-69


K

KAMMER, Marty (G) 1955-56
 KAUFFMAN, Jim (G) 1937-38
 KEENE, Howard (F) 1961-63
 KEENE, Howard (F) 1961-63
 KEENEY, J. R. (F) 1908-09
 KELLY, G. (F) 1931-33
 KENT, John (G) 1946-47
 KILPATRICK, (G) 1919-20
 KINGERY, Wayne (G) 1944-45
 KISTLER, Brian (F) 1980-82
 KIZER, Roland C. "Chesty" (F) 1921-23
KOUNDJIA, Regis (F), 2003-04
 KNUDSON, Jim (G) 1971-72
 KRAJEWSKI, Richard (C) 1988-91


L

LALLY, Mike F. (C-F) 1908-11
 LAMONT, Randy (C) 1967-69
LAZARE, Darnell (F) 2003-04
 LEDOUX, Marqus (F) 1998-99
 LANG, Bob (F) 1969-70
 LANIER, Harold A. 1928-29

Bill Newton



Ed LeBlanc



LARCADE, J. A. (G) 1908-09
 LARKIN, M. "Slim" (C) 1929-31
 LEA, D. (G) 1945-46
 LEATHERS, W. D. "Bill" (F) 1934-37
 LeBLANC, Ed (C) 1972-76
 LANDRY, Brandon (G) 1998-01
 LEE, Bill (F) 1952-55
 LeFEVRE, Frank (C) 1974-77
 LEGLER, CHuck (C-F) 1966-69
 LEOPOLD, J. T. (F) 1917-18
 LESHER, L. R. (F) 1910-11
 LESTER, Ed. F. Jr. (F) 1944-45
 LEWIS, P. B. (G) 1909-10
 LEWIS, Cecil Ray (F) 1959-62
 LEWIS, William S. "Bill" (G) 1916-17
 LINDSEY, Clyde H. (F) 1944-46
 LINDSEY, Jim (F) 1948-51
 LINDSEY, Lloyd Leon (C) 1935-38
 LITTON, O. B. 1909-10
 LIVINGSTON, Randy, (G) 1994-96
 LLOREDA, Jaime (F), 2002-03
 LOBDELL, William Y. (F) 1931-32
 LOE, Ralph (C) 1972-73
 LOFLIN, J. T. (G) 1942-43
 LOFTIN, Bill (F) 1957-58
 LOFTIN, Bob (F) 1957-59
 LONG, Earl (F) 1958-59
 LOUGHMILLER, Don (G) 1951-54
 LOWTHER, Bobby (F) 1942-43; 45-48
 LUKER, J. B. (G) 1928-31
 LUPCHO, Rich S. (G) 1967-69
 LYLE, Mel (F) 1946-47

M

McARDLE, Benny J. (G) 1951-54
 McCAIN, R. R. (G) 1955-56
 McCARSON, Paul (G) 1954-55
 McDONALD, Ben (F) 1986-87
 McDOWELL, "Red" (G) 1941-42
 McDUFF, (G) 1923-25
 McFARLAND, Reggie A. (G) 1918-23
 McGEHEE, Webb (G) 1927-30
 McKENZIE, Kyle (G) 1987-89
 McLEOD, James (G) 1941-42
 McLoughlin, Bob (G) 1961-62
 McMANUS, (C) 1940-41
 McMORRIS, Vernon D. (G) 1943-44
 McNEILY, James (F) 1951-55
 MACKLIN, Durand (F) 1976-78; 79-81
 MADISON, Dave (G) 1940-43
 MAGEE, Norman (G) 1951-55
 MAGRUDER, 1909-10
 MAILE, Dick (F) 1962-65
 MANCHE, Omar-Seli (G) 1998-99
MARAVICH, Josh (G), 2002-04
 MARAVICH, "Pistol" Pete (G) 1967-70

Eddie Palubinskas



Ethan Martin



MARSHALL, Paul (G), 1991-92
 MARTIN, Ethan (G) 1977-81
 MARTIN, Ken G. (F) 1955-56
 MASCIA, David (G), 1991-92
 MASON, C. C. "Charlie" (C) 1925-27
 MATIENZO, (G) 1908-09
 MATTICK, Rick (C) 1976-79
 MAYOCK, Dan (F) 1968-69
 MEADOR, Bob J. (F) 1949-51
 MENRELL, Dick (F) 1946-48
 MERLE, Dom A. (F) 1955-58
 MERRELL, Richard L. (F) 1947-48
 MICHAELIS, Bill (G) 1943-44; 46-49
 MIDDLEBROOK, (F) 1919-20
 MILANOVICH, Paul (G) 1967-68
 MILEY, Harry L. (G) 1944-45
 MILLER, Herd J. (C) 1944-45
 MILLER, Nolen C. "Babe" (G) 1933-36
 MILLER, Robert "Bob" (G-F) 1975-77
MINOR, Tack (G), 2003-04
MITCHELL, Darrel (G), 2002-04
 MITCHELL, Leonard (F-C) 1980-84
 MIXON, Butch (G) 1958-59
 MOON, Lynn B. (C) 1956-59
 MOORE, Bill (G) 1944-45
 MOORE, Dale E. (F) 1939-42
 MOSCOVITZ, Danny (G), 1990-91
 MOSELEY, V. (F) 1909-13
 MOUTON, Lyle (G) 1987-89
 MUNSON, Wayne (F) 1957-59
 MURPHY, Gene A. (F) 1947-51
 MURPHY, Mike (F) 1964-65
 MURRAY, C. C. (F) 1943-44
 MUTAVDZIC, Misha (C) 1994-96


N

NABORS, Gene (G) 1995-96
 NATTIN, George L., Jr. (G) 1959-62
NELTNER, Ross (F), 2003-04
 NESON, Guy W. (C) 1929-32
 NEWMAN, Donald (G) 1975-76
 NEWTON, Bill R. "Fig" (F) 1969-72
 NOLLEY, Landers (G/F) 1994-96
 NOTO, J. J. (G) 1923-24

O

OCHS, (F) 1945-46
 O'NEAL, Shaquille (C) 1989-92
 O'QUINN, Leon (F) 1913-15
 OWENS, Andre (G) 1992-94
 OWEN, Chester (F) 1946-47
 OZBURN, Joe (G) 1948-51

T.J. Pugh



Letterman

Don Redden



P

PALFI, Djole (F) 1994-95
 PALMER, (F) 1918-19
 PALUBINSKAS, Eddie (G) 1972-74
 PAYNE, (G) 1913-15
 PEARCE, Clyde (F) 1913-17
 PERKINS, Greg (C) 1982-83
 PETTIT, Robert L. "Bob" (C) 1951-54
 PHARES, Jack (G) 1924-28
 PHILLIPS, W. J. (G) 1908-11
 PLAZZA, Doug (F) 1963-64
 PICOU, John (G) 1990-92
 POE, F. E. (F) 1929-30
 POTTS, Chico (G) 1997-98
 PUGH T.J. (G) 1990-92

Q

QUIONEZ, 1918-19


R

RABENHORST, O. "Dudley" (G) 1918-19
 RABORN, Tommy (F) 1957-61
 RAGUS, Leonard A. (G) 1959-60
 RAISOR, Phil (G) 1958-60
 RAMIREZ, M. (F) 1943-44
 RAMSDEN, Dave K. (C) 1966-69
 RASMUSSEN, Bob (F) 1966-67
 RAYMOND, Chris (G) 1972-74
 REDDEN, Don (G-F) 1982-86
 REILY, Charlie S. (F) 1909-12
 REYNOLDS, Jerry (F-G) 1982-85
 RILEY, Red (G) 1917-22
 RITTNER, Perrin (F) 1949-51
 ROACH, Danny (F) 1961-62
 ROBERT, Charley (F) 1951-53
 ROBERTS, Stanley (C-F) 1989-90
 ROLAND, Lamont (G) 1999-01
 ROSS, A. L. (F) 1912-14
 RUBCHENKO, Roman (F) 1992-96
 ROY, R. S. (F) 1917-18
 RUDOLPH, Gus (F) 1978-80
 RUSHING, Troy E. (F) 1953-57
 RYAN, Warren F. "Pat" 1908-09

S

SAMUELS, H. J. (F) 1931-34
 SANBORN, (G) 1929-32
 SANDERS, Al T. "Apple" Jr. (G) 1945-47
 SANDERS, Al T. "Little Apple" III (C) 1969-72

Derrick Taylor



Jerry Reynolds



SANDERS, J.Y. (G) 1908-11
 SAXON, Jimmy (F) 1925-28
 SAYLOR, Doug (G) 1974-76
 SCALES, DeWayne (F) 1977-80
 SCHAPER, John N. (F) 1970-72
 SCHIELE, Chester (G) 1947-48
 SCHIELE, Joe (F) 1945-48
 SCHULTZ, Darrell (G) 1950-53
 SCOTT, Garrick (C), 1994-96
 SCOTT, Lester (G) 1988-89
 SEBASTIAN, Don J. (G) 1952-56
 SEBASTIAN, J. D. (C) 1919-20
 SHARP, (G) 1929-30
 SHEPPARD, Nick (C) 1995-97
 SHIRLEY, Calvin S. "Buddy" (G) 1965-67
 SHOCKEY, Jere (F) 1969-71
 SHOWS, W. (F) 1941-43
 SHUMAKER, Steve (C) 1967-68
 SIENER, Carl (C) 1971-74
 SIGLER, Roger W. (F) 1953-57
 SIMMONS, Terrance (G) 1996-97
 SIMOES, Paulo (G) 1986-88
 SIMPSON, Gary (G) 1970-71
 SIMS, Billy (F) 1942-43
 SIMS, Keith (G) 1944-45
 SIMS, Wayne (F) 1987-91
 SIMS, Willie (G) 1977-81
 SINGLETON, Vernel (C) 1988-92
 SLOANE, LeGrand W. (F) 1942-43
 SMITH, Allen (G) 1959-60
 SMITH, Jabari (C) 1998-00
 SMITH, Nick (F) 1925-28
 SMITH, Terry (G) 1965-66
 SMITH, Tom (G) 1930-33
 SMITH, 1909-10
 SPENCER, Duane (F) 1995-96
 SPILLER, S. (G) 1909-10
 SQUIRES, (F) 1929-30
 STANFEL, Rich (C) 1982-83
 STAYTON, Bill (G) 1931-33
 STEPHENS, Reed (F) 1947-48
 STEVENS, Ed (G) 1930-31
 STEVENS, Norman G. "Steve" (G) 1922-26
 STONE, Orval (F) 1949-51
 STOREY, M. (G) 1937-38
 SWIFT, Stromile (F) 1998-00


T

TANNEHILL, George M. (F) 1928-31
 TANNEHILL, T. (C) 1930-32
 TARASOVIC, George (F) 1951-52
 TAYLOR, Derrick (C) 1981-82; 83-86
 TAYLOR, Jeff (G) 1971-73
 TAYLOR, H. A. "Red" (F) 1927-28
 TEMPLE, Collis (C) 1971-74
 TEMPLE III, Collis (G) 1999-03

Jose Vargas



Apple Sanders



THIGPEN, Tommy P. (C) 1964-67
 THOMAS, Quenton (G) 1994-95
 THOMPSON, Charlie (G) 2000-04
 THOMPSON, Dick (G) 1947-51
 THOMPSON, T. (C) 1938-40
 THORNALL, Bill (F) 1942-43
 THORNTON, Sam B. 1922-23
 TIPTON, Wayne (F-G) 1964-67
 TITUS, Brandon (G) 1992-94
 TONKOVIICH, Dawn (G) 1971-74
 TONN, R. W. "Ruddy" Jr. (F) 1930-32
 TORRANCE, Jack (C) 1931-34
 TRACEY, Dennis (G) 1988-90
 TRIBBETT, Jeff A. (G) 1967-70
 TRICHELLE, Bert (F) 1935-36
 TUCKER, Reggie (G) 1997-98
 TUDOR, Bobby (F) 1954-55
 TUDOR, John (G-F) 1980-84
 TURK, Dave (F) 1962-63
 TURNLEY, J. E. "Bob" (G) 1943-44

U

UFFMAN, Kenneth (F) 1947-48
 USSERY, Stephen (F) 1988-89


V

VANCE, Damon (C) 1983-84
 VANCE, Griff D. (F) 1938-41
 VARGAS, Jose (C) 1984-88
 VOIGHT, Ken L. Jr (G) 1966-68

W

WADE, Malcolm "Sparky" (G) 1932-35
 WALDEN, Henry E. (C) 1912-15
 WALTERS, Bill (G) 1942-43; 45-47
 WALTERS, Jack (F) 1935-36
 WALTON, Adam (F) 1995-97
 WARNER, Jack (G) 1996-97; 99-00
 WASHINGTON, Rogers (F) 1995-97
 WEBB, Charlie L. (G) 1942-43; 45-47
 WEBER, S. R. "Chink" (G) 1922-23
 WELCH, Jim (C) 1936-37
 WELLS, Wendell Wally (G) 1934-37
 WESLEY, Bob (F) 1952-53
WHIPPLE, Xavier (G) 2001-04
 WHITE, Hamp (G) 1963-65
 WHITE, H. H. (G) 1915-16
 WHITE, Joe (C) 1955-57
 WHITEHURST, Charles (F) 1954-55
 WHITTLE, Bill (F) 1970-73
 WILKINSON, J. P. (G) 1912-16
 WILKINSON, W. Scott (G) 1913-17

Anthony Wilson



DeWayne Scales



WILKINSON, (C) 1924-25
 WILLIAMS, Jermaine (F) 1998-02
 WILLIAMS, John (F) 1984-86
 WILLIAMSON, Maurice (G) 1989-90; 91-93
 WILSON, Anthony (G) 1983-87
 WILSON, Bill L. (C) 1962-65
 WILSON, Edwin (G) 1985-86
 WILSON, Jason (F) 2000-02
 WILSON, Les (G) 1926-29
 WILSON, Nikita (C-F) 1983-87
 WOLF, Sidney "Izzy" 1918-19
WOLFERT, Paul (F) 2002-04
 WOLFERT, Rick (C) 1972-73, 1974-75
 WOLFF, Dennis (G) 1973-75
 WOLFE, Jamaal (G) 1998-99
 WOMACK, Leroy (F) 1996-97
 WOODSIDE, Bernard (F) 1985-88

Y

YATES, Robert P. (G) 1947-51
 YOUNG, JueMichael (F) 2001-02

Z

ZIEGLER, Lonie (C) 1965-66
 ZINSER, Paul (G) 1953-55

This list represents basketball lettermen since LSU began basketball in 1908-09. The sports information office will appreciate your assistance in correcting any errors. Send all corrections or additions to Kent Lowe, P. O. Box 25095, Baton Rouge, La., 70894

Bernard Woodside





LSU
LSU

2004-2005 LSU MEN'S BASKETBALL MEDIA GUIDE

History of LSU

INTR O
 THIS IS LSU
 PLAYERS
 COACHES
 REVIEW
 PREVIEW
 RECORDS
 HISTORY
 LSU
 MEDIA

1860s - 1920s

- The institution opened as the Louisiana State Seminary of Learning near Pineville, La., on January 2, **1860** and subsequently closed June 30, **1861**, because of the Civil War. It reopened on April 1, **1862**, but was again closed on April 23, **1863**, due to the invasion of the Red River Valley by the federal army.
- The seminary reopened October 2, **1865**, but was destroyed by fire on October 15, **1869**. The seminary moved to Baton Rouge, reopening on November 1, **1869**, where it has since remained. In **1870**, the name of the institution was changed to Louisiana State University.
- The Louisiana State Agricultural & Mechanical College was established in New Orleans in **1874**. The two institutions were merged on Jan. 2, **1877**, and began their first joint session on Oct. 5, **1877**.
- In 1886, the federal garrison grounds (now the site of the state capitol) were formally declared the domicile of the University. Land for the present campus was purchased in 1918, and construction began in **1922**.
- On Nov. 25, **1893**, LSU played its first football game, and three years later LSU adopted the tiger as the official mascot.

1920s

- With the support of Governor John M. Parker and the approval of a severance tax during the constitutional convention of **1921**, the construction of the new campus, known today as Louisiana State University Agricultural and Mechanical College, began.
- The Gym-Armory was built in **1925** west of the academic quadrangle for the purpose of housing the LSU basketball team and other indoor sporting events. Tiger Stadium was completed in **1924** and on Thanksgiving Day of that year, Tulane and LSU played the first game on the new campus. In **1928**, upward expansion added 10,000 seats to the 12,000-seat stadium.
- The formal dedication of the new campus took place on Friday, April 30, **1926**. The date was chosen because on April 30, **1803** the United States Congress signed the Louisiana Purchase documents.

1930s

- During this time many of LSU's live oaks and magnolias were planted by landscape artist Steele Burden for what has become a symbolic part of the great legacy at LSU. The live oak trees on LSU's campus have been valued at more than \$36 million. Through the LSU Foundation's "Endow an Oak" program, individuals or groups are able to endow live oaks across campus.
- In **1930**, the student body adopted the alma mater that still is in use today. LSU is the home of *The Southern Review*, one of the world's most prestigious literary journals, established in **1935** by Robert Penn Warren, Cleanth Brooks, Albert Erskine, and Charles Pipkin.



- The Huey P. Long Fieldhouse, named in honor of the former Louisiana Governor and U.S. Senator, was constructed in **1932** and served as the campus' first student union. The Long Fieldhouse contained administrative offices and an outdoor pool that was the world's largest at the time.
- In **1937**, two new athletic venues were completed and expanded. The John M. Parker Coliseum opened and served as a multipurpose arena mostly for livestock shows and rodeos. It was also used for commencements and convocations and served as home of the LSU basketball team. Alex Box Stadium also served as the football practice field. Tiger Stadium received its second expansion, adding a north endzone and bringing the capacity to 46,000.
- Huey P. Long and Castro Carazo teamed up to co-author notable songs, including "Touchdown for LSU." During his tenure at LSU, Carazo compiled one of the most complete university band libraries in America.

1940s

- The ROTC program, mandatory until **1969**, carries on what is perhaps the universities' oldest tradition. The military heritage that has been part of the institution since its beginning has given LSU the nickname, "Ole War Skule." In WWII, only Texas A&M and the military academeis of Annapolis and West Point were equal to the Ole War Skule in providing officers to the armed forces.
- In **1943**, the LSU Band invited its first coed member.

1950s

- In **1950** LSU enrolled its first African American student into its graduate program. Throughout the **1950s**, air conditioning slowly began to be phased into administration and classroom buildings throughout the campus.
- A.P. Tureaud, Jr., enrolled, but resigned before the end of the fall term in **1953**, while Brown vs. The Board of Education of Topeka, Kansas, struck down racial segregation in public schools a year later.
- Tiger Stadium was expanded in **1957** with the south endzone providing the final piece to completely enclose the stadium. The enclosure provided not only additional seating but also men's dormitories. Stadium capacity was now 67,720.
- The LSU Tiger Football team won the **1958** National Championship, defeating Clemson, 7-0, in the Sugar Bowl and finishing with an 11-0 season. The Tigers then earned the school's second national title in football in **2004**, defeating Oklahoma 21-14 in the Sugar Bowl.

1960s

- In **1964**, a \$5.5 million student union was built to serve the university in many capacities. The three-story facility includes a 1,315 seat theatre, 333 seat movie cinema, bowling lanes, game room and pool hall, post office, cafeteria, and a craft shop, as well as ballrooms and conference rooms for hosting seminars and special events.

- Also in **1964**, six black students enrolled as undergraduates.
- By the end of the decade, rising tensions due to U.S. involvement in the Vietnam War was mounting. The LSU ROTC program became a target for protestors, as dissatisfaction with the war increased. The pressure increased for LSU to either cancel its program or make it voluntary. In October 1968, the LSU Faculty Council voted to make the ROTC program voluntary, and on May 26, **1969** the LSU Board of Supervisors made it official.

1970s

- Former professor T. Harry Williams was honored with the Pulitzer Prize for his biography of Huey Long in **1970**.
- With the growing popularity of collegiate athletics, two new athletic facilities were built and another was expanded. In **1971**, LSU basketball introduced a state-of-the-art 15,000-seat multipurpose arena. The Assembly Center would eventually be named the Pete Maravich Assembly Center and nicknamed "The PMAC" following the death of LSU basketball and NBA legend "Pistol" Pete Maravich in **1988**.
- In **1974**, Athletics Director Carl Maddox expanded the growing LSU athletic compound with the addition of a multipurpose sports and recreational complex that now bears his name, the Carl Maddox Fieldhouse. Tiger Stadium was expanded in **1978** by adding 8,000 seats in a new West Upper Deck to lead the Tiger football program into the next decade with a capacity of nearly 80,000 seats.
- In **1978**, LSU was named a sea-grant college becoming one of only 25 universities nationwide to be recognized as both a land-grant and sea-grant institution.

1980s

- In **1985**, the Natatorium was built for the LSU Swimming & Diving program as the United States Sports Festival came to Baton Rouge.
- James Wharton introduced a new admissions policy that would increase university admission standards. The standards would require high school students to complete a list of core requirements throughout their high school careers. In **1987**, the board of supervisors approved the proposed admission standards.
- In **1987**, LSU was designated as a Research University I, putting it in the top 2 percent of the nation's colleges and universities. Only 80 universities, 59 public and 29 private, share this designation.

1990s

- In **1992**, The Student Recreational Sports Complex opened to rave reviews by LSU students and faculty.
- On May 20, **1994**, the LSU Alumni Association dedicated its new home. Special honorees attending were Lod Cook, President Gerald Ford, President Jimmy Carter, President George Bush, White House Chief of Staff Mac McLardy, and Governor Edwin Edwards.



- Head Coach Skip Bertman built the LSU baseball program into one of the most dominating programs in the country. With National Championships coming in **1991**, **1993**, **1996**, and **1997**, the Tigers would continue their dynasty into the next century by winning their fifth title in **2000**. By the late **1990s** the LSU Tiger baseball team became known as the "Program of the Decade" by all of college baseball.
- Speaking of dynasties, LSU Head Track & Field Coach Pat Henry managed to reach major milestones throughout his tenure at LSU. He has led the Lady Tiger track & field team to 22 National Titles, 12 outdoor and 10 indoor, including the **2004** indoor title.
- Henry's men's teams have won five NCAA titles, most recently the **2004** indoor crown. Henry is the only coach in NCAA history to guide both the men's and women's team to NCAA titles in the same year. Under Henry's direction, the LSU track & field program has attained unparalleled success: 27 NCAA titles and 19 SEC crowns.

2000s

- In **2000**, LSU opened its home football season to a newly expanded Tiger Stadium. With an additional 11,600 seats due to the East Upper Deck addition and 70 Tiger Den Suites, Tiger Stadium is now the sixth largest on-campus arena in college football with a seating capacity of 91,600.
- In **2001**, the Lod Cook Hotel and Conference Center opened on the LSU campus giving Tiger fans and visitors a full-service hotel on campus.
- In **2002**, the \$15 million renovation to the Gym-Armory to provide the Cox Communication Academic Center for Student-Athletes was completed, giving LSU student-athletes one of the nation's top facilities for learning.
- Pat Henry's track and field dynasty continues into the 21st century as the Tigers have now captured 27 national titles under Henry. Most recently, LSU became the first school to win both the men's and women's indoor titles in the season when both programs captured the crown in **2004**. As a University, LSU has accounted for 43 national titles and 105 Southeastern Conference titles.
- Nick Saban, on his way to National Coach of the Year honors, led the **2003** football team to the national title, defeating Oklahoma in the 2004 Nokia Sugar Bowl to cap a 13-1 season, including a win over Georgia in the SEC Championship game.
- President George W. Bush addressed the graduating class of **2004** in the spring commencement ceremony at the Pete Maravich Assembly Center. Bush became the first sitting president to make a commencement address at LSU.

Board of Supervisors

INTRO
PLAYERS
THIS IS LSU
COACHES
REVIEW
PREVIEW
RECORDS
HISTORY



Kent Anderson
Monroe, La.
District 5



Ronald R. Anderson
Ethel, La.
District 6



Dr. Jack A. Andonie
Metairie, La.
District 1



Bernard E. Boudreaux, Jr.
Baton Rouge, La.
Member at Large



Marty J. Chabert
Chauvin, La.
District 3



Charles V. Cusimano
Metairie, La.
District 1



Louis Lambert
Prairieville, La.
District 6



Laura A. Leach
Lake Charles, La.
District 7



Roger H. Ogden
New Orleans, La.
District 2
Chairman



William Rucks IV
Lafayette, La.
District 7



Perry Segura
New Iberia, La.
District 3



Virginia K. Shehee
Shreveport, La.
District 4



C. Stewart Slack
Shreveport, La.
District 4
Vice-Chairman



Charles S. Weems III
Alexandria, La.
District 5



Rod West
New Orleans, La.
District 2



Brad Golson
Baton Rouge, La.
Student Member

Athletic Council

Ken Carpenter
Faculty (Chairman)

Frances C. Lawrence
Faculty

Jerry E. Shea, Jr.
Alumni

Brad Golson
Student

Louis Harrison, Jr.
Faculty

Renee' Boutte Myer
Administration

Richard Sturlese
Tiger Athletic Foundation

Robert Lay
Student

James H. Cowan, Jr.
Faculty

Mary Evelyn Baszile
Administration

Joe Mistich
"L" Club

Stanley "Skip" Bertman
Ex-Officio (non-voting)

Sarah L. Liggett
Faculty

Dr. Jack Andonie
Alumni

Robert Kuhn, Jr.
Staff

Dr. Roger Grooters
Ex-Officio (non-voting)

LSU

MEDIA



Dr. William L. Jenkins

President, LSU

On April 1, 1999, Dr. William L. Jenkins, formerly Chancellor of Louisiana State University and Agricultural & Mechanical College, became president of the LSU System, which includes nine institutions on 10 campuses in five cities, as well as 10 public hospitals in 10 cities. With the departure of Chancellor Mark Emmert in mid-June, the LSU Board of Supervisors asked President Jenkins to again assume the role of Interim Chancellor until a successor for Dr. Emmert can be selected.

A native of South Africa, Dr. Jenkins studied at the University of Pretoria, where he received his professional veterinary medicine degree in 1958 and specialist credentials in 1968. He received his Ph.D. degree from the University of Missouri, Columbia, in 1970. After practicing veterinary medicine for four years, he joined the faculty at the University of Pretoria, advancing through the ranks to become professor and head of the Department of Veterinary Physiology, Pharmacology, & Toxicology in 1971.

He moved to the United States in 1978 and joined the faculty in the Department of Veterinary Physiology & Pharmacology at Texas A&M University. He was appointed dean of the LSU School of Veterinary Medicine in 1988, and was named LSU's provost and vice chancellor for academic affairs in September 1993.

When he was appointed LSU's fifth chancellor in November 1996, Dr. Jenkins reorganized the campus administration to be more effective and more responsive, and oversaw the development of a strategic plan to guide the University in its preparation for the challenges of the next century.

Over the years, Dr. Jenkins has received numerous teaching and service awards and recognitions, having been named the 1997 Communicator of the Year by the Public Relations Association of Louisiana and a Distinguished Alumnus by the University of Missouri in 1999. The regional chapter of Toastmasters International also presented him with its 1999 Communication and Leadership Award, and he was awarded the Vision of Excellence Award 2000 by the New Orleans Regional Chamber of Commerce and the New Orleans Chapter of MetroVision. In addition, the University of Pretoria

awarded an honorary doctoral degree to Dr. Jenkins in September 2000.

Dr. Jenkins has been active in continuing education and has delivered more than 150 lectures and addresses to diverse groups in both the United States and abroad. He has taught extensively at both the professional and graduate levels. He has published more than 60 scientific articles and has contributed 15 chapters to various textbooks. He is co-author of a textbook on veterinary pharmacology.

Dr. Jenkins has been and continues to be a member of many professional organizations and select committees. Most recently he served on the National Institute of Health's Alcohol Abuse and Misuse on College Campuses Committee and on a special Steering Committee of the Southern Association of Colleges and Schools to review accreditation criteria for colleges and universities. Dr. Jenkins also is a member of the National Association of State Universities and Land Grant Colleges' Committee on Food and Society and currently serves on the Governor's Advisory Commission on Coastal Restoration and Conservation.

His current community engagement includes serving on the boards of the Louisiana Endowment for the Humanities, Greater Baton Rouge Chamber of Commerce, Academic Distinction Fund, Council for a Better Louisiana, Arts Council of Greater Baton Rouge, The Nature Conservancy of Louisiana, and the Baton Rouge board of the National Conference for Community and Justice.

Dr. Jenkins and his wife, Peggy, have four children -Sharon, Gwynn, Anthea, and Warren- and nine grandchildren.



Kenneth E. Carpenter, Faculty Athletics Representative

Kenneth E. Carpenter is in his second year as LSU's faculty representative in NCAA and Southeastern Conference matters.

Carpenter, a professor in the School of Architecture, has taught at LSU since 1986. He received his bachelor's degree in architecture from the University of Oklahoma in 1962 and his master's from the University of Minnesota in 1967. Before joining the LSU faculty, he served at Clemson University as associate professor of architecture from 1967-77; Ball State University, where he was professor and chairman of the

Department of Architecture, 1977-81; and, Iowa State University, serving as professor and chairman, Department of Architecture from 1981-86.

At LSU he served as the dean of the College of Design from 1986-1997; Interim Executive Director of International Programs from 1997-98; and Interim Dean of the College of Art and Design from 2001-02.

Carpenter is a member of Phi Kappa Phi, the American Institute of Architects, and the American Association of University Professors.

Director of Athletics



photo courtesy of Will O'Halloran

The
SKIP BERTMAN
Legacy

Bertman's unyielding desire to succeed drove him to the pinnacle of his profession, and his astute knowledge of the game -- obtained from over 40 years of coaching -- combined with his steadfast determination and irrepressible enthusiasm transformed LSU Baseball into the nation's premier program.

National Championships

2000, 1997, 1996, 1993, 1991

SEC Championships

1997, 1996, 1993, 1992, 1991, 1990, 1986

Career Record (1984-2001)

870-330-3 (.724)

NCAA Tournament Record

89-29 (.754), highest winning percentage in NCAA history

National Coach of the Year

2000, 1997, 1996, 1993, 1991, 1986

College World Series Appearances

2000, 1998, 1997, 1996, 1994, 1993, 1991, 1990, 1989, 1987, 1986

Already a Louisiana Legend and one of the greatest college baseball coaches of all time, J. Stanley "Skip" Bertman has made the seamless transition into the athletics director's chair with the same enthusiasm, vision and demand for excellence that were trademarks of his stellar coaching career.

In just three years as LSU's director of athletics, Bertman has already added to his impressive list of on-the-field achievements. Under his direction, LSU enjoyed arguably the greatest athletics year in the history of the institution in 2003-04. Three teams won national championships, nine teams finished in the nation's top ten, and fourteen teams ranked in the top 25. LSU teams also enjoyed improved grade point averages across the board, making the LSU student-athlete experience a success on and off the fields of competition.

While supervising the Tigers' progress on the playing fields, he has begun to implement measures necessary to realize his vision of building the LSU athletics department into the best in the country. Bertman's bold and innovative plans promise to keep the Tigers among the nation's elite in all phases of collegiate athletics.

Bertman is now in the midst of upgrading LSU's athletics complex. Working hand in hand with the Tiger Athletic Foundation, Bertman has already overseen the completion of the Cox Communications Academic Center for Student-Athletes while launching renovations to Tiger Stadium and the Pete Maravich Assembly Center, and beginning construction on a new Football Operations Center.

It was also Bertman who took the bold but essential move to implement a seat contribution program in Tiger Stadium to fund facility improvements and ensure the financial stability of the LSU Athletics Department for the next decade.

Bertman was named LSU's athletics director on January 19, 2001. With Bertman, LSU gained an athletics director who provides the leadership and experience necessary to manage the Tigers' \$52 million budget.

Bertman guided LSU to five NCAA baseball titles, and his teams drew huge crowds to venerable Alex Box Stadium, as the Tigers led the nation in attendance in each of his final six seasons (1996-2001).

He also served as head coach of the 1996 U.S. Olympic team which captured the bronze medal in Atlanta.

Bertman continues to be honored for his remarkable coaching tenure, as he was inducted in June, 2002, into the Louisiana Sports Hall of Fame. He was inducted into the American Baseball Coaches Association Hall of Fame in January, 2003.

In a Baseball America poll published in 1999, Bertman was voted the second greatest college baseball coach of the 20th century, trailing only Rod Dedeaux of Southern California. Bertman and Dedeaux are the only coaches to win five CWS titles.

He had previously earned recognition as one of the nation's brightest assistant coaches while at the University of Miami (Fla.) for eight seasons (1976-83). Before working at Miami, Bertman was renowned for his coaching excellence. In 11 seasons at Miami Beach High School, he directed the Hi-Tides to a state championship and two runners-up finishes and he was named Florida's Coach of the Year on three occasions.

In 1975, Bertman coached at Miami-Dade Downtown, leaving after one season to join legendary head coach Ron Fraser at Miami. The move was a homecoming of sorts, as Bertman spent his collegiate playing days with the Hurricanes as an outfielder and catcher from 1958-60. He earned his B.A. in health and physical education from Miami in 1961 and received his master's degree from UM in 1964.

Bertman and his wife Sandy are the parents of four daughters - Jan, Jodi, Lisa and Lori. The Bertman's have three grandchildren - Sophie Faith and Isaac Stanley, the children of Emile and Lori Bertman Guirard, and Samuel Aaron, the son of Drew and Lisa Pate.

**Dan Radakovich**

Sr. Associate Athletics Director

Dan Radakovich enters his fourth year as LSU's senior associate athletics director after joining the university in May of 2001. He came to LSU after serving as director of athletics at American University in Washington D.C.

As LSU's senior associate athletics director, Radakovich oversees the daily operations of the LSU Athletics Department and he serves as Skip Bertman's chief assistant. He also directly supervises the sports of baseball and men's basketball.

Prior to his one-year stint at American University, Radakovich spent six years as the associate athletics director at South Carolina where he directed the financial operations for the Gamecocks' \$30 million athletic department budget. He also served as the department liaison for marketing and promotional activities with Host Communications and was responsible for home event management and supervision of concessions, football travel and the video department. Radakovich also worked closely with South Carolina Athletics Director Mike McGee in laying the ground work for a new \$70 million arena being built in Columbia. During his tenure with South Carolina, Radakovich supervised the finances and logistics for \$33 million in facility improvements.

Radakovich served as the senior associate athletics director at Long Beach State from 1989-94. In that capacity, he managed a \$5 million budget and supervised the nationally recognized men's basketball and baseball programs. In addition, Radakovich reorganized the fund-raising operations and coordinated the production and sales of radio broadcasting packages.

Radakovich began his collegiate athletics career as the athletics business manager at the University of Miami in Coral Gables, Fla., from 1983-85. He worked in the private sector for four years before joining Long Beach State.

A native of Aliquippa, Pa., Radakovich graduated from Indiana University of Pennsylvania in 1980 with a bachelor of science degree in finance. Radakovich was also a football letterwinner as well as a student coach at IUP. He then went on to earn his master's degree in business administration from the University of Miami in 1982.

Radakovich is married to the former Marcie McDonald and the couple has two children, Christian (14) and Grant (10).

**Judy Southard**Associate Athletics Director/
Senior Women's Administrator

Judy Southard, who had a very successful career as both a head women's basketball coach and director of athletics, enters her fourth year as LSU's Senior Women's Administrator after joining the department in the summer of 2001.

Southard came to LSU from Texas Woman's University, where she served as the school's director of athletics for nine years.

As LSU's Senior Women's Administrator, Southard oversees the highly successful Tiger women's athletics program. She directly supervises volleyball, soccer, women's basketball, softball and men's and women's golf. She is also instrumental in monitoring the department's gender equity and minority issues plan.

Southard has served on numerous national committees during her career in athletic administration. She is currently a member of the NCAA Women's Gymnastics Committee and was named in the summer of 2004 to both the SEC Executive Committee and the NCAA Division I Women's Basketball Committee.

While at Texas Woman's University, Southard initiated a corporate partnership program for the athletic department that tripled the involvement of area businesses and corporations in Pioneer athletics. Southard also established the TWU Intercollegiate Athletics Hall of Fame and she played a key role in the addition of softball and soccer to TWU's list of intercollegiate sports. In 2000, Southard served as chair of the NCAA Division II Women's Basketball Committee.

Prior to her nine-year stint at Texas Woman's University, Southard served as head women's basketball coach at Marshall University in Huntington, W. Va., for 11 years, where she led the Lady Herd to five Southern Conference regular-season titles. During her 11 years at Marshall, Southard was named Southern Conference Coach of the Year three times and her career record of 178-130 still stands as a school record for women's basketball victories. Southard also served as assistant athletics director at Marshall from 1983-1988, including a four-month period when she was interim director.

Before going to Marshall, Southard spent three years as head coach at Tennessee-Martin and she also served for one season as an assistant coach at Tennessee. As a high school teacher from 1970-77, Southard coached both basketball and tennis, leading her West Florence High School basketball team to the South Carolina 4A state title in 1976.

A native of Columbia, S.C., Southard earned a bachelor's degree in physical education and health from Coker College in 1970 followed by a master's degree in physical education from Tennessee in 1978.

**Verge Ausberry**

Associate Athletics Director/Operations

A former LSU football standout Verge Ausberry joined the LSU Athletics Department administrative staff in August 2001.

Ausberry is responsible for all corporate sales and marketing for the LSU Athletics program. He also supervises game management, strength and conditioning, the Dr. Martin Broussard training room, the Jeff

Boss Equipment Room and video operations for various sports. He also directly supervises the sports of men's and women's swimming and diving.

Ausberry, from New Iberia, La., played inside linebacker for the Tigers, lettering in 1986-89. He was the leading tackler on the team in both 1988 and 1989 and was part of two Southeastern Conference championship teams

(1986 under Bill Arnsparger and 1988 under Mike Archer), playing on teams that went to three bowl games: the 1987 Sugar Bowl, the 1987 Gator Bowl and the 1989 Hall of Fame Bowl. In those three years, the Tigers had a combined overall record of 27-8-1 and 16-3 in SEC games.

Although this is Ausberry's first tour of duty with the administration of the Athletic Department, he has remained very close to the LSU athletic scene in the 1990s, first serving for almost seven years as a member of LSU's highly regarded Academic Center for Athletes where he worked with many of the student-athletes, primarily dealing with LSU's football squad.

After leaving the Academic Center, he moved in July 1999 to the Tiger Athletic Foundation staff as part of LSU's fund-raising arm prior to accepting his present position.

Ausberry received his Bachelor of Science degree in education in May of 1990 and his Master of Education in Administration, Supervision and certification in Child Welfare in May of 1992. He is presently a Doctoral Candidate in Higher Education Administration at LSU. He is married to the former Cheri Morial of New Orleans and they have a son, Austin.



Bo Bahnsen

Associate Athletics Director/Internal Relations

Bo Bahnsen serves as LSU's associate athletics director for internal relations, overseeing the ticket office and all customer service operations, and the integration of the Pete Maravich Assembly Center into athletics department operations.

He also directly supervises the sports of men's and women's indoor and outdoor track and field and men's and women's cross country.

Prior to moving into his current position in December of 2003, Bahnsen's primary responsibility for the previous 14 years was to serve as LSU's NCAA compliance officer.

A 1982 graduate of LSU, Bahnsen served as administrative assistant for the men's basketball team for five years before moving into athletics administration as director of purchasing for two years. In 1989, he was assigned his primary responsibility as NCAA compliance officer as assistant athletics director, then was promoted to associate AD in 1996.

Bahnsen has been responsible for overseeing the successful implementation of LSU's Tradition Fund Program, a football seating plan that requires contributions for the right to purchase approximately 45,000 seats in Tiger Stadium beginning with the 2004 football season.

Beginning in July of 2004, the management of the Pete Maravich Assembly Center shifted from the university to the athletics department. Bahnsen will be involved in coordinating the transition and integration of management of the arena.

Bahnsen, 45, served as manager of the LSU basketball team as an undergraduate and became administrative assistant for the team upon graduation in May of 1982. In July 1987 he became administrative assistant to athletics director Joe Dean, overseeing the purchasing office until his promotion in 1989.

A native of El Campo, Texas, Bahnsen graduated from Wharton High School in 1977 and attended Wharton County Junior College for two years before transferring to LSU in 1979. He earned his bachelor of science in physical education and is currently working on his masters in education administration.

Bahnsen is married to the former Karen Mayson, former LSU golfer and current head coach of the Lady Tigers golf program. The couple has two children, Darren (14) and Devin (12).



Mark Ewing

Associate Athletics Director/Business

Mark Ewing, a 20-year employee of Louisiana State University, joined the LSU Athletics Department in January 2001, and serves as the department's associate athletics director for business.

Ewing came to the athletic department from LSU's Office of Budget and Planning. He served as LSU's Budget Director overseeing the development and management of the university's \$360 million

operating budget.

Prior to his service at LSU, he was employed by Cajun Electric Power Cooperative where he managed accounting for the company's \$2 billion plus construction division.

As associate athletics director for business, Ewing has assumed responsibility for the athletic business operations including budget, travel, personnel, and purchasing as well as responsibility for concession operations.

Ewing, who is a native of Pointe Coupee Parish, received a Bachelor's degree in finance from LSU in 1978 and a Master's degree in public administration from LSU in 1995.

Ewing and his wife, Gail, have three daughters, Andrea, Arleen and Molly Sue.



Chris Howard

Associate Athletics Director/Compliance

Chris Howard was named LSU's Associate Athletics Director for Compliance in December of 2003, coming to Baton Rouge from the NCAA Office in Indianapolis.

Howard served as assistant director of enforcement services at the NCAA for two years after one year as a representative for agent, gambling and amateurism issues.

At LSU, Howard serves as the compliance coordinator and liaison between LSU and the NCAA and SEC offices for NCAA rules interpretations and other matters. He is also responsible for developing and coordinating educational components for staff, student-athletes, booster organizations and entities outside the athletics department on NCAA and SEC rules and regulations.

Howard was a combat medical specialist in the United States Army from 1986 to 1995 before earning his undergraduate degree from the University of Kansas in 1997. He earned a Master's degree in education from Kansas in 2001 and a juris

doctor degree from the University of Kansas School of Law in 2001.

After serving an internship at Kansas in facility operations and event management, he was named assistant program supervisor in charge of student support services in 1997. Howard moved into private law practice for two years before joining the NCAA office in 2001.

He and his wife Krista have two children, Chris, Jr., and Olivia.



Herb Vincent

Associate Athletics Director/External Affairs

Herb Vincent, the sports information director at LSU from 1988-2000, returned to his alma mater in August 2002 to serve as Associate Athletics Director for External Affairs.

In his present position, Vincent serves as the primary public relations officer for the LSU Athletics Department and all its entities, including the Tiger Athletic Foundation. He also directly supervises the

sports of gymnastics and men's and women's tennis.

Vincent served as the LSU sports information director from July 1988 to July 2000. He was appointed assistant athletics director in November of 1989, and then was elevated to Associate AD/Communications in 1992. Besides supervising the LSU Sports Information and the Electronic Media offices, Vincent also was in charge of the athletic photography and coaches' video offices.

He joined LSU as assistant sports information director in February of 1988 and was promoted to the position of SID in July of that year.

Prior to his return to LSU, Vincent served as Vice-President for Communications for the College Sports Southeast regional cable network, headquartered in Birmingham.

Vincent is a 1979 graduate of Catholic High School in Little Rock, Ark., and received a bachelor's degree in journalism from LSU in 1983. He worked as a student assistant in the sports information office directed by CoSIDA Hall of Famer Paul Manasseh during his undergraduate years.

After graduating from LSU, Vincent spent the 1984 season as assistant PR director for the United States Football League's New Orleans Breakers. In 1985, he was assistant PR director for the USFL's Los Angeles Express and was promoted during the season to the PR staff's top position.

Before joining LSU in 1988, Vincent spent one year as assistant SID at Louisiana-Lafayette (then Southwestern Louisiana), where he served as director of athletic publications and the Shreveport native also worked at the Southeastern Conference offices in Birmingham as assistant public relations director in charge of basketball publicity.

Vincent is married to the former Jamey Cavacini of Versailles, Ky.



Miriam Segar

Assistant Athletics Director/Student Services

Former LSU Lady Tiger basketball point guard Miriam Segar was promoted to Assistant Athletic Director in July 2004 in charge of student services, a position she has held since 2001.

In her present role, Segar works closely with the school's compliance staff and interacts with the league office and the NCAA in regard to issues that affect the student-athletes, including the NCAA clearinghouse, orientation sessions and financial aid.

Segar, then Miriam Farr, played for Coach Sue Gunter and the Lady Tigers from 1990-1994, serving as team captain her last two seasons. The member of the SEC Academic Honor Roll played 91 games for the Lady Tigers.

After graduating from LSU with a BS in business administration in May 1994, Segar worked at the SEC Office in Birmingham, serving as an assistant in Championships, helping to manage many of the league's championship events as well as coordinating the awards program for the league. She was also involved with the coordination of women's basketball officials, including officials scheduling and evaluation.

Segar returned to Baton Rouge in LSU where she served as Compliance Coordinator from 1995-1999.

In 1999, Segar took over the direction of the CHAMPS Life Skills program, helping prepare student-athletes to the challenges of life beyond the playing field. She was also involved in several well-known CHAMPS projects in association with the student-athlete advisory board, including the Halloween Boo-zar and the annual food drive for needy families at Thanksgiving and Christmas.

Segar returned to the Athletic Department offices in 2001 in her present position in Student Services.

Segar is married to Jamie Segar, who serves as assistant to the chancellor of the LSU School of Agriculture. They have three children: Grant (5), Reid (3) and Maggie (3).

President**(President of LSU System, 1965-present)**

James M. Smith, 1930-1939
 Paul M. Hebert, 1939-1941
 Campbell B. Hodges, 1941-1944
 William B. Hatcher, 1944-1947
 Fred C. Frey, 1947
 Harold W. Stoke, 1947-1951
 Troy H. Middleton, 1951-1962
 John A. Hunter, 1962-1972
 Martin D. Woodin, 1972-1985
 Allen A. Copping, 1985-99
 William L. Jenkins, 1999-

Chancellor

Cecil G. Taylor, 1965-1974
 Paul W. Murrill, 1974-1981
 James H. Wharton, 1981-1988
 E. Grady Bogue, 1988 (Dec.)-1989 (July)
 William E. Davis, 1989-96
 William L. Jenkins, 1996-99
 Mark A. Emmert, 1999-2004

Athletics Director

T.P. Heard, 1933-55
 Jim Corbett, 1955-67
 Harry Rabenhorst, 1967-68
 Carl Maddox, 1968-78
 Paul Dietzel, 1978-82
 Bob Brodhead, 1982-86
 Joe Dean, 1987-2000
 Skip Bertman, 2001-

Faculty Athletic Chairman

James F. Broussard, 1932-42
 B.F. Mitchell, 1942-43
 J.G. Lee, 1945-46
 A.R. Choppin, 1956-57
 John C. Floyd, 1957-58
 George H. Lowrey, 1958-59
 Benjamin C. Craft, 1959-60
 Lemos L. Fulmer, 1961-62
 W.R. Edwards, 1962-64
 Luther Wade, 1964-65
 Dale R. Carver, 1965-66
 George W. Fair, 1966-68
 A. Bigler Crow, 1968-69
 Maurice Vick, 1969-70
 Frank Rickey, 1970-71
 Melvin Dakin, 1971-72
 Robert May, 1972-74
 J.B. Frye, 1974-75
 L.R. Daniel, 1975-78
 Joseph Liuzzo, 1978-83
 Billy Seay, 1983-91
 Sam Hilliard, 1991-1993
 Pat Culbertson, 1994-2002
 Ken Carpenter, 2002-

Sports Information Director

Jack Fiser, 1948-49
 Jim Corbett, 1945-48, 1950-1954
 Bob Lynch, 1949-50
 Ace Higgins, 1954-66
 Bud Johnson, 1966-71
 Paul Manasseh, 1971-83
 Joe Yates, 1983-85
 Jamie Kimbrough, 1985-88
 Herb Vincent, 1988-2000
 Michael Bonnette, 2000-

Football Coach

L.M. "Biff" Jones, 1933-34
 Bernie Moore, 1935-47
 Gaynell Tinsley, 1948-54
 Paul Dietzel, 1955-61
 Charlie McClendon, 1962-79
 Jerry Stovall, 1980-83
 Bill Arnsparger, 1984-86
 Mike Archer, 1987-90
 Curley Hallman, 1991-94
 Gerry DiNardo, 1995-99
 Nick Saban, 2000-

Men's Basketball Coach

Harry Rabenhorst, 1933-42
 Dale Morey, 1943-44
 Jess Fatherree, 1945
 A.L. "Red" Swanson, 1945
 Harry Rabenhorst, 1946-57
 Jay McCreary, 1958-65
 Frank Truitt, 1965-66
 Press Maravich, 1966-72
 Dale D. Brown, 1972-97
 John Brady, 1997-

Baseball Coach

Harry Rabenhorst, 1933-41
 A.L. "Red" Swanson, 1941-44
 Harry Rabenhorst, 1944-57
 Raymond Didier, 1958-64
 Jim Waldrop, 1964-66
 Jim Smith, 1966-78
 Jack Lamabe, 1979-83
 Skip Bertman, 1984-2001
 Smoke Laval, 2002-

Women's Basketball Coach

Jinks Coleman, 1975-79
 Barbara Swanner, 1979-82
 Sue Gunter, 1982-2004
 Pokey Chatman, 2004-

Gymnastics Coach

Jackie Walker, 1974-77
 D-D Breaux, 1977-

Volleyball Coach

Gery Owens, 1977-80
 Ruth Nelson, 1981-84
 Scott Luster, 1985-1997
 Fran Flory, 1998-

Men's Tennis Coach

Charlie Diel, 1932-46
 W.T. "Dub" Robinson, 1947-74
 Steve Carter, 1975-78
 Steve Strome, 1979-81
 Jerry Simmons, 1982-97
 Jeff Brown, 1998-

Women's Tennis Coach

Pat Newman, 1976-79
 Karen McCarter Elliott, 1980
 Betty Sue Hagerman, 1981-83
 Philip Campbell, 1984-88
 Geoff Macdonald, 1988-91
 Tony Minnis, 1992-

Men's Golf Coach

Major J. Perry Cole, 1933-43
 Mike Donahue, 1944-45
 T.P. "Red" Heard, 1946-47
 Mike Barbato, 1948-60
 Harry Taylor & Fred Knight, 1961-62
 Harry Taylor, 1963-67
 C.D. Smith, 1968
 Tommy Martty, 1969
 Ben Freeman, 1970-71
 Bill Brogdon, 1972-76
 Dave Sigler, 1977-82
 Buddy Alexander, 1983-87
 Britt Harrison, 1987-99
 Greg Jones, 1999-

Women's Golf Coach

Mary Rehling-Holmes, 1979-82
 Buddy Alexander, 1983
 Rickie Stukes, 1983-84
 Karen Bahnsen, 1984-

Soccer Coach

Miriam Hickey, 1995-96
 Greg Boggs, 1997-99
 George Fotopoulos, 2000-

Softball Coach

Carol Smith, 1979-82
 Cathy Compton, 1995-1998
 Glenn Moore, 1999-2000
 Yvette Girouard, 2001-

Swimming & Diving Coach

Ken Van Voorhis, 1968-69
 Layne Jorgenson, 1969-71
 Ivan Harless, 1971-72
 Ted Stickles, 1972-79
 Ivan Harless, 1979-81
 Scott Woodburn, 1981-85
 Sam Freas, 1985-88
 Rick Meador, 1988-2000
 Jeff Cavana, 2000-2004
 Adam Schmitt, 2004-

Track & Field Coach

Bernie Moore, 1933-47
 Al Moreau, 1948-63
 Joe May, 1964-76
 Bill McClure, 1976-81
 Boots Garland, 1981-83
 Billy Maxwell, 1983-86
 Sam Seemes, 1987
 Pat Henry, 1987-2004
 Dennis Shaver, 2004-



2003-2004 LSU ATHLETICS

A CHAMPIONSHIP SEASON

LSU enjoyed perhaps its best all-around athletics season ever in 2003-04 as the Tigers claimed three national championships, including the 2003 BCS National Title in football, the first on the gridiron for the school since 1958.

Pat Henry's men's and women's indoor track and field teams became the first program in NCAA history to sweep the national titles at the NCAA Indoor Meet, claiming the school's 42nd and 43rd national championships.

The Lady Tiger basketball team advanced to the Women's Final Four for the first time in school history, while the softball team made its second trip to the Women's College World Series. Smoke Laval led the Tiger baseball team to the College World Series for the second straight year and the 13th time overall.

In all, LSU had nine of its team finish the season ranked among the top 10 in the nation, while 14 of LSU's 20 teams were ranked in the top 25.

In addition to its success on the field of play, the Tigers also had four student-athletes earn Academic All-America honors with another 107 being named to the SEC Academic Honor Roll for the year.

Tiger fans again turned out in record numbers as over 1.2 fans filled LSU stadiums and arenas in 2003-04. The Tiger baseball team led the nation in attendance for the ninth time, while LSU's football team averaged a school-record 90,974 fans per game, a figure that ranked sixth nationally.

LSU's success athletically coupled with its academic achievement made the 2003-04 season one of the best in the history of Tiger athletics.



A record 1.2 million fans watched LSU athletics in all 20 sports during the 2003-04 athletic season.

All-Sports Success

LSU's athletics program has traditionally been strong throughout all of its varsity sports and has fielded nationally competitive teams in most of its sports.

A total of 18 of LSU's 20 athletic teams participated in NCAA postseason play last year with 14 of the sports finishing the year ranked among the top 25 in the nation. LSU had nine of its team ranked in the top 10 for their respective sports last year.

LSU ranked No. 11 in the nation in the United States Sports Academy Directors' Cup for the 2003-04 season.

In all, LSU has won an SEC-leading 43 national titles, including three during the 2003-04 year. In addition, LSU ran its all-time SEC titles to 105 by winning conference championships in football and softball in 2003-04.

Athletics as a Business

Athletics is mistakenly thought of as merely entertainment. In fact, the total revenues of over \$37.5 million generated annually by the Athletic Department is:

- twice that of the sales of an average manufacturing plant in Louisiana
- twice the volume of an average food processor
- about seven times more than the typical apparel plant in the state

Attendance

LSU teams draw some of the largest crowds in all of college athletics:

- More than 1.2 million fans watched LSU athletics in all 20 sports during the 2003-04 athletic year.
- Since 1957, LSU has averaged over 74,000 fans a contest in football, including over 90,000 for the past three seasons.
- In 2003, LSU football set a school-

record by averaging 90,974 fans a contest, a number that ranked sixth nationally. The 90,974 average per game, made Tiger Stadium more populated than 51 of Louisiana's 64 parishes.

- LSU baseball set the standard in college baseball for attendance again in 2004 as more than 291,000 fans watched the Tigers play at Alex Box Stadium in regular and postseason play.

CHAMPS Program

LSU sponsors a fully funded life skills program for student-athletes. The program is called CHAMPS, an acronym for Challenging Athletes Minds for Personal Success. Under the CHAMPS program, LSU sets up a number of projects and workshops that aid student-athletes in addressing day-to-day living situations, handling stress and preparing for post-college life.

Under the CHAMPS program, LSU also establishes community service projects in which student-athletes organize and participate. The LSU CHAMPS program sponsors an annual Halloween "Boo-Zar" on campus. The boozar is a trick-or-treat night in the LSU Field House in which athletes from all sports distribute candy to Baton Rouge area children. Each athletic team participates in CHAMPS workshops, which educate them in life skills and personal development.

Community Involvement

Because of the athletic facilities on the LSU campus, Baton Rouge is able to attract many events and conventions that benefit the community in both public relations and monetary means. LSU has played host to such events as the National Sports Festival

(now called the Olympic Festival) and the International Special Olympics. In 2001, LSU hosted the U.S. Senior Olympics and in the past has played host to the U.S. Junior National Track & Field Championships.

The LSU campus is annually the site of the LHSAA Track & Field Championships as well as the Louisiana High School All-Star Games, bringing to campus thousands of young people and their parents. Most recently, LSU hosted the 2002 NCAA Outdoor Track & Field Championships at Bernie Moore Stadium.

Economic Impact

LSU has a tremendous impact on the economy of the Baton Rouge area. LSU sporting events bring money into the Baton Rouge economy, not only from throughout the state, but throughout the southeast.

According to a study by LSU economics professor Loren Scott, the existence of LSU Athletics generates \$131 million in sales for businesses in the Baton Rouge community, another \$40 million in household earnings and supports over 2,100 jobs in the Baton Rouge area.

Finances

The LSU Athletic Department is a totally self-sufficient auxiliary of the University. No state tax dollars are used to finance LSU athletics. All money spent by the Athletic Department is generated by the department through ticket sales, corporate sponsorships, radio and television revenue, the Tiger Gift Center and concessions, and is supplemented through revenue-sharing resulting from LSU's membership in the Southeastern Conference.

LSU Athletics

INTR O
 THIS IS LSU
 PLAYERS
 COACHES
 REVIEW
 PREVIEW
 RECORDS
 HISTORY
 LSU
 MEDIA

Individual Athletes

Year in and year out, LSU boasts some of the most renowned athletes in all of college athletics.

Former NBA Most Valuable Player and worldwide entertainment superstar Shaquille O'Neal delighted Tiger basketball fans for three seasons. Former PGA Champion David Toms played for the Tigers in the late 1980s, while Major League Baseball standouts Todd Walker and Paul Byrd learned their trade at Alex Box Stadium. Four former LSU football players were members of the 2004 NFL Super Bowl Champions New England Patriots.

Sometimes overlooked are some of the finest female athletes in the country in their respective sports: golfer Meredith Duncan, softball All-American Britni Sneed, women's basketball All-American Marie Ferdinand, and track superstar Muna Lee have dazzled LSU fans in recent years.

Job Placement

Is there life after college athletics? LSU is helping to answer that question with a job placement program as part of the Ninth Semester Program. LSU works closely with the Career Placement Center on campus as well as professional recruiting services to offer advice to athletes on entering the job market upon graduation.

National Awards

LSU has had one winner each of the Heisman Trophy, Adolph Rupp Award and Golden Spikes Award, the premier individual awards in football, basketball and baseball. The Heisman Trophy, given annually to college football's best player, was won by Billy Cannon in 1959. The Adolph Rupp Award, which goes to college basketball's top player, was won by Shaquille O'Neal in 1991. The Golden Spikes Award, given to college baseball's most outstanding player each year, was won by Ben McDonald in 1989. In 2001, Josh Reed added his name to the list as he claimed the Biletnikoff Award, which goes annually to the nation's top receiver.

National Championships

LSU has won 43 national titles in its athletic history, the most of any school in the SEC. Most recently, the Tigers claimed three national titles during the 2003-04 season with championships being brought back to Baton Rouge in football and men's and women's indoor track and field.

National Team Championships (43)

Men's Basketball (1)	1935
Boxing (1)	1949
Football (2)	1958, 2003
Men's Golf (4)	1940, 1942, 1947, 1955
Men's Indoor Track (2)	2001, 2004
Women's Indoor Track (11)	1987, 1989, 1991, 1993, 1994, 1995, 1996, 1997, 2002, 2003, 2004
Men's Outdoor Track (4)	1933, 1989, 1990, 2002
Women's Outdoor Track (13)	1987, 1988, 1989, 1990, 1991, 1992, 1993, 1994, 1995, 1996, 1997, 2000, 2003
Baseball (5)	1991, 1993, 1996, 1997, 2000

SEC Team Championships (105)

Baseball (13)	1939, 1943, 1946, 1961, 1975, 1986, 1990, 1991, 1992, 1993, 1996, 1997, 2003
Men's Basketball (8)	1934-35, 1952-53, 1953-54, 1978-79, 1980-81, 1984-85, 1990-91, 1999-2000
Football (9)	1935, 1936, 1958, 1961, 1970, 1986, 1988, 2001, 2003
Men's Golf (15)	1937, 1938, 1939, 1940, 1942, 1946, 1947, 1948, 1953, 1954, 1960, 1966, 1967, 1986, 1987
Women's Golf (1)	1992
Gymnastics (1)	1981
Men's Swimming (1)	1988
Men's Tennis (4)	1976, 1985, 1998, 1999
Men's Indoor Track (4)	1957, 1963, 1989, 1990
Women's Indoor Track (10)	1985, 1987, 1988, 1989, 1991, 1993, 1995, 1996, 1998, 1999
Men's Outdoor Track (22)	1933, 1934, 1935, 1936, 1938, 1939, 1940, 1941, 1942, 1943, 1946, 1947, 1948, 1951, 1957, 1958, 1959, 1960, 1963, 1988, 1989, 1990
Women's Outdoor Track (8)	1985, 1987, 1988, 1989, 1990, 1991, 1993, 1996
Softball (5)	1999, 2000, 2001, 2002, 2004
Volleyball (4)	1986, 1989, 1990, 1991

Stadiavision

At all LSU football games in Tiger Stadium, basketball games at the Pete Maravich Assembly Center and baseball games at Alex Box Stadium, live action is shown on monitors near concession stands and restrooms so fans won't miss the action in progress.

Tiger Gift Center

LSU operates a fully stocked merchandise store on the campus, giving fans a wide array of LSU clothing and memorabilia. The Gift Center is open on football, basketball and baseball game days for fans' convenience. The Tiger Gift Center also went worldwide during the 2000-01 season as LSU merchandise can now be purchased from anywhere in the world on LSU's website, LSUsports.net or at LSUtigergifts.com.

University Involvement

LSU continues to produce profits in its athletic department, despite generally difficult economic times for college athletic programs.

Athletics has contributed over \$10 million to the academic side of the university in the past 13 years. In 1994-95, athletics contributed \$100,000 to the LSU Libraries to assist in buying books and other materials necessary to keep LSU's library system among the finest in the nation, and in 1996 generated over \$30,000 by dedicating all ticket sales from the Spring Football Game to the libraries. Most recently, the LSU athletic department purchased new uniforms for the Tiger Marching Band, which will be on display for the first time during the 2004 football season.

After the 1988-89 fiscal year, LSU Athletics donated \$2 million to the general fund of the university to help offset projected losses. LSU Athletics has also donated sizeable amounts of money to fund professorships and provide for repairs in academic facilities.



MEDIA MEDIA

2004-2005 LSU MEN'S BASKETBALL MEDIA GUIDE

Media Guidelines

MEDIA INFORMATION

The 2004-2005 LSU Basketball Media Guide is a source of information for the news media. Additional information is available upon request from the LSU Sports Information Office. News releases, photographs, color slides, video and audio tape cassettes will be made available to accredited members of the news media upon request.

The LSU Sports Information Office is located on the fifth floor of the LSU Athletic Administration Building in the west parking lot of Tiger Stadium.

MAILING ADDRESS:

LSU Sports Information
P.O. Box 25095
Baton Rouge, LA 70894-5095
Phone: (225) 578-8226

OVERNIGHT MAIL ADDRESS:

LSU Sports Information, Room 501
LSU Athletic Administration Building
No. Stadium Dr. at Nicholson Dr.
Baton Rouge, LA 70894

Press Credentials

All requests for working press, photo and broadcast credentials for LSU 2004-2005 home basketball games should be made in writing on company letterhead. Single game credentials must be requested no later than NOON the day before the game. Direct all requests to:

Kent Lowe, Sr. Associate SID
LSU Athletic Department
P. O. Box 25095, Baton Rouge, La. 70894
or FAX (225) 578-1861.

All credentials which cannot be mailed are left at the will-call media table inside the Northeast Corridor entrance of the Maravich Assembly Center.

News media covering LSU Basketball on a regular basis will be issued a season parking pass. Other parking passes will be handled on a game-by-game basis. The press parking lot because of football stadium construction will be in the Track & Field House lots off Nicholson Drive.

Requests are honored from sports editors of daily newspapers and sports directors of television and radio stations. Requests from individuals not employed by a media outlet will not be considered. Spouses, dates, non-workers and anyone under 18 years of age are not permitted in the working press area. LSU reserves the right to refuse any credential request deemed not to be in the best interest of the University.

Press Room and Services

The LSU Sports Information Office provides the news media with a press workroom. It is located in the Northeast Corridor of the Assembly Center. Access to the press room is limited to those with working credentials.

A pre-game meal will be served approximately an hour before tipoff in the area across from the press room in the

Northeast Corridor. Several telephones (collect and credit card calls only) are available in the press workroom. Halftime and final statistics, play-by-play and post-game coaches quotes will be provided in the press room.

Press kits with programs and fact sheets for each team will be available on press row approximately 30 minutes prior to tipoff or earlier upon request.

A FAX machine staffed by the LSU Sports Information Department will be available. Student operators are available to send copy free of charge. Please coordinate any particular filing needs through Kent Lowe.

Radio Rights

One official radio network for the visiting team must be designated by the team's athletic director or media relations director. Visiting radio stations should coordinate all credentials needs through Kent Lowe. Only those working on the radio broadcast will be given credentials for that area.

Radio networks wishing to broadcast should also contact Jim Hawthorne, Director of the LSU Sports Network (225-578-1882). Southeastern Conference opponents may use phone lines on a reciprocal basis. Nonconference opponents should contact Jim Hawthorne to secure phone lines. A small fee may be charged for those crews covering non-conference opponents.

Broadcasts of the LSU basketball games are produced by the LSU Sports Network and distributed through Louisiana Network. Any station wishing to join the network should contact Jim Hawthorne, Director of the LSU Sports Network, P. O. Box 25095, Baton Rouge, La. 70894, or call (225) 578-1882.

TV Rights, Satellite Trucks

The right to televise LSU basketball games is solely that of the University and the Southeastern Conference. Permission to televise the game must be granted by the Athletic Director's Office at LSU and the Commissioner's Office of the Southeastern Conference.

Telecasting entities should contact Assistant AD/Television Kevin Wagner (225) 578-1797 for information regarding setup. Sound microphone technicians will sit at designated spots in front of press row that does not block any sold advertising panels, and at the discretion of game officials. There is no mid-court break for television.

Any outlet using a satellite truck must request satellite truck parking and must have the truck in place at least two hours prior to tipoff. All production and uplink trucks should contact Dwight Johnson, Director of the Maravich Assembly Center, (225) 578-8205, regarding arrival time and setup logistics.

Phone Lines

Those writers wishing personal phone lines at press row or in the press room should contact the BellSouth Office in Baton Rouge (1-800-238-5501) with LSU Sports Information as the contact.

There will be a minimum of four phone lines available for every game for writers in the press room.

Photographers

LSU will follow NCAA and SEC rules regarding the media representatives photographing the game. Photographers are limited to working the designated space along the end line of the playing court. No credentials will be issued to freelance photographers, cutline writers, equipment carriers. Photographers will not be permitted to shoot from the sidelines. All photographers must remain seated on the floor in areas directly in front of fans on the baseline. Video taping from a kneeling position will not be permitted. Photo positions may be assigned by the LSU Sports Information Office prior to selected games.

Photographers will file from a new location opposite the LSU dressing room for men's games. The room will have both phone and ethernet lines available. Contact LSU photographer, Steve Franz at 225-578-4193, for further details.

Interviews

HEAD COACH JOHN BRADY

Coach Brady will be available for phone and in-person interviews on most non-game weekdays during the season. Please coordinate all requests for personal interviews with Coach Brady at least one day in advance through Kent Lowe in the LSU Sports Information Office at 225-578-8226.

Coach Brady will, based on his schedule, be available for brief comments following the conclusion of the practice session each day.

It is strongly suggested that those needing pre-game comments from Coach Brady join in the twice-weekly SEC teleconference beginning in January each Monday and Thursday. Contact the SEC Office for the phone number.

On the road, Coach Brady will be available in the lobby on the day before the game upon arrival at the hotel. Coach Brady will not conduct any interviews, home or away, on game day prior to the game.

PLAYERS

LSU players will be available for interviews after most practices if interviews are requested 24 hours in advance through the LSU Sports Information Office. There will be no interviews once the players come on to the Maravich Assembly Center floor to begin practice warmup. This rule will be strictly enforced.

Phone interviews can also be requested for after practice as well. NO players will be available for interviews on the road prior to the game.

The team apartments, locker room and training room are off limits to media representatives at all times.

POSTGAME

LSU abides by Southeastern Conference policy regarding equal access to all members of the working media.

The LSU lockerroom is closed to all media after all games, home and road. Coach John Brady will conduct his postgame news conference at home games approximately 10 minutes after the game in the L-Club Room of the Maravich Assembly Center. On the road, media members can visit with Brady outside the lockerroom or in the home team's interview area if so requested.

Postgame player interviews are also conducted in the L-Club Room at home and outside the locker room or in an interview area where possible on the road.

Practices

Please contact Kent Lowe at (225) 578-1864 before planning to attend any practice session. Still and video cameras will be allowed during the first 20 minutes of practice only and all interviews will be conducted at the conclusion of practice.

Satellite Feeds

Throughout the season, the LSU Television Department will provide satellite feeds of any non-televized SEC games. Also "Inside LSU Basketball with John Brady" will be available each week on satellite feed to stations. Please contact Kevin Wagner or John Schiebe for feed times and satellite coordinates.

Tigers on the Web

All LSU athletic information can be accessed on the Tigers' world wide web site. It includes daily updates, releases and media guides of all 20 of LSU's intercollegiate athletic teams. The address is:

LSUsports.net

Key Phone Numbers

SPORTS INFORMATION: (225) 578-8226
SPORTS INFORMATION FAX: (225) 578-1861
ATHLETIC DEPARTMENT: (225) 334-4578
LSU SPORTS NETWORK: (225) 578-1882
ATHLETIC TICKET OFFICE: (225) 578-2184
RADIO: (225) 578-1882
TELEVISION: (225) 578-1797

Internet

The official website of LSU athletics and the official website of the visiting school will be credentialed. Also, the official online service of the national over-the-air or cable television network which owns broadcast rights to the game requested will receive credentials. Other websites will not be credentialed unless they meet specifications outlined below:

1. Must be a legal corporate entity which has been in business at least one full calendar year and has provided coverage of LSU for at least one year.
2. Must provide daily coverage of all athletic teams of LSU or the visiting team with its own staff of reporters, photographers and equipment.
3. Must travel to and cover major post-season events.
4. Must provide coverage of all press conferences of All athletic teams at LSU or the visiting team.
5. Must be accredited by home university as working media.

NOTE: Websites that sponsor message boards, message centers or chat rooms where people are allowed to post anonymous information will not be issued credentials. If a medium has an online site and they sponsor anonymous forums, they may continue to request credentials under its traditional medium (newspaper, magazine, radio television), but will not be granted additional passes for online staff.

LSU Image Media Database

Members of the media can obtain photos on all LSU coaches and athletes as well as official LSU logos on the internet at <http://media.lsusports.net>. The site features head shots and action shots of all of LSU's football players. The site will be updated weekly throughout football season. To gain access to the database, please contact Michael Bonnette in the LSU Sports Information Department for a login and password.

Media List

Print

Associated Press

1001 Howard Avenue, Suite 200-A
New Orleans, LA 70113
SPORTS EDITOR: Mary Foster
PHONE: (504) 523-3931
FAX: (504) 586-0531
E-MAIL: nrle@ap.org

The Advocate

P.O. Box 588
Baton Rouge, LA 70821
EXEC. SPORTS EDITOR: Butch Muir
ASST. SPORTS EDITOR: Matt Randolph
BEAT: Randy Rosetta
PHONE: (225) 383-1111
FAX: (225) 388-0318
E-MAIL: sports@theadvocate.com
WEB SITE: www.theadvocate.com

Times-Picayune

3800 Howard Avenue
New Orleans, LA 70140
SPORTS EDITOR: David Meeks
SPORTS EDITOR: Peter Finney (columnist)
ASST. SPORTS EDITOR: Doug Tatum
BEAT WRITER: Jim Kleinpeter
KLEINPETER CELL: (225) 769-9291
PHONE: (504) 826-3405
FAX: (504) 826-3401

E-MAIL: sports@timespicayune.com
WEB SITE: www.nola.com

The Shreveport Times

222 Lake Street
Shreveport, LA 71130
SPORTS EDITOR: Scott Ferrell
PHONE: (318) 459-3300
FAX: (318) 459-3301
E-MAIL: sports@shreveporttimes.com
WEB SITE: www.shreveporttimes.com

Lake Charles American Press

P.O. Box 2893
Lake Charles, LA 70602
SPORTS EDITOR: Scooter Hobbs (columnist)
PHONE: (337) 494-4069
FAX: (337) 439-4036
E-MAIL: sports@americanpress.com
WEB SITE: www.americanpress.com

Alexandria Daily Town Talk

P.O. Box 7558
Alexandria, LA 71301
SPORTS EDITOR: John Marcuse
PHONE: (318) 487-6351
FAX: (318) 487-6315
E-MAIL: sports@thetowntalk.com
WEB SITE: www.thetowntalk.com

Monroe News-Star

411 No. Fourth Street
Monroe, LA 71201
SPORTS EDITOR: Nick Deriso
PHONE: (318) 362-0267
FAX: (318) 362-0273
E-MAIL: nderiso@thenewsstar.com
WEB SITE: www.thenewsstar.com

Gannett News Services

333 State Capitol Blvd.
Baton Rouge, LA 70804
BEAT WRITER: Glenn Guilbeau
PHONE: (225) 346-0921
CELL: (225) 907-8701 **HOME:** (225) 768-1931
E-MAIL: gguilbeau@gannett.com

Lafayette Daily Advertiser

P.O. Box 3268
Lafayette, LA 70502
SPORTS EDITOR: Kevin Foote
PHONE: (337) 289-6303
FAX: (337) 289-6443
E-MAIL: sports@theadvertiser.com
WEB SITE: www.acadiananow.com

Opelousas Daily World

P.O. Box 1179
Opelousas, LA 70570
SPORTS EDITOR: Tom Dodge
PHONE: (337) 942-4971
FAX: (337) 948-6572
E-MAIL: tom.dodge@dailyworld.com
WEB SITE: www.dailyworld.com

Ruston Daily Leader

212 West Park Avenue
Ruston, LA 71270
SPORTS EDITOR: O.K. Buddy Davis
PHONE: (318) 255-4353
FAX: (318) 255-4006
E-MAIL: buddy@rustonleader.com

Television

WAFB-TV (CBS Affiliate - Channel 9)

844 Government Street
Baton Rouge, LA 70802
SPORTS DIRECTOR: Steve Schneider
REPORTER: Jacques Doucet, James Verrett
PHONE: (225) 336-8891
FAX: (225) 379-7880
E-MAIL: sports@wafb.com
WEB SITE: www.wafb.com

WBRZ-TV (ABC Affiliate - Channel 2)

P.O. Box 2906
Baton Rouge, LA 70821
SPORTS DIRECTOR: Michael Cauble
REPORTERS: Andy Pepper, Pat Minnis
PHONE: (225) 336-2361
FAX: (225) 336-2347
E-MAIL: sports@wbrz.com
WEB SITE: www.theadvocate.com

WVLA-TV (NBC Affiliate Channel 33)

5220 Essen Lane
Baton Rouge, LA 70809
PHONE: (225) 766-3233
FAX: (225) 768-9191
WEB SITE: www.nbc33tv.com

WWL-TV (CBS Affiliate - Channel 4)

1024 No. Rampart Street
New Orleans, LA 70116
SPORTS DIRECTOR: Jim Henderson
REPORTERS: Lee Zurik, Juan Kincaid
PHONE: (504) 529-6291
FAX: (504) 529-6472
E-Mail: lzurik@wwltv.com
WEB SITE: www.wwltv.com

WDSU-TV (NBC Affiliate - Channel 6)

846 Howard Avenue
New Orleans, LA 70113
SPORTS DIRECTOR: Rich Lenz
REPORTER: Fletcher Mackle
PHONE: (504) 679-0657
FAX: (504) 679-0733
E-Mail: rlenz@wdsu.com
WEB SITE: www.wdsu.com

WGNO-TV (ABC Affiliate - Channel 26)

ITM Building
New Orleans, LA 70112
SPORTS DIRECTOR: Ed Daniels
PHONE: (504) 619-6328
FAX: (504) 619-6332
E-Mail: Edaniels@tribune.com
WEB SITE: abc26.trb.com

WVUE-TV (FOX Affiliate - Channel 8)

P.O. Box 13847
New Orleans, LA 70185
SPORTS DIRECTOR: Darrell Greene
PHONE: (504) 483-1542
FAX: (504) 483-1543
E-Mail: dgreene@wvue.emmis.com
WEB SITE: www.fox8live.com

Radio

WDGL/JAMN (FM 98.1/107.3)

(LSU Radio Network Flagship)
P.O. Box 2231
Baton Rouge, LA 70821
SPORTS DIRECTOR: Charles Hanagriff
PHONE: (225) 388-9898
FAX: (225) 499-9800

Louisiana Network

263 Third Street, 5th Floor
Baton Rouge, LA 70801
Sports: Jeff Palermo
PHONE: (225) 383-8788
FAX: (225) 342-9950
WEB SITE: www.la-net.net

WJBO/WSKR (AM 1150/1210)

P.O. Box 14061
Baton Rouge, LA 70898-4061
PHONE: (225) 231-1860
FAX: (225) 499-9696
WEB SITE: www.wjbo.com

WWL (AM 870)

1450 Poydras Street
Suite 440
New Orleans, LA 70112
SPORTS TALK: Buddy Diliberto
PHONE: (504) 593-6376
FAX: (504) 593-1850
E-MAIL: buddyd@wwlmail.com
WEB SITE: www.wwl.com

Specialty Media

Tiger Rag

P.O. Box 496
Baton Rouge, LA 70821-0496
EDITOR/BEAT: Matt Deville
PHONE: (225) 383-5271
FAX: (225) 343-4785
E-MAIL: matt@tigerrag.com
WEB SITE: louisianastate.theinsiders.com

Purple & Gold

4919 Jamestown Avenue, Suite 203
Baton Rouge, LA 70808
EDITOR: Scott McKay
PHONE: (225) 926-6300
FAX: (225) 231-1879
E-MAIL: scott@purpleandgold.com
WEB SITE: www.purpleandgold.com

Sports Monday

P.O. Box 14825
Baton Rouge, LA 70898
HOST: Lee Feinswog
PHONE: (225) 926-3256
E-MAIL: lee@sportsbatonrouge.com
WEB SITE: www.sportsbatonrouge.com

Campus Services

LSU Daily Reveille

Room 39, Hodges Hall, LSU
Baton Rouge, LA 70140
PHONE: (225) 578-8676
FAX: (225) 578-1698
E-MAIL: sports@reveille.stumedia.lsu.edu
WEB SITE: www.lsureveille.com

KLSU (FM 91.1)

Hodges Hall, LSU
Baton Rouge, LA 70894
PHONE: (225) 578-5911
FAX: (225) 578-1698
WEB SITE: www.klsu.fm

Tiger Television

Hodges Hall, LSU
Baton Rouge, LA 70894
PHONE: (225) 578-8687
FAX: (225) 578-1698
WEB SITE: www.tigertv.tv

Alabama (205) 348-6084



P. O. Box 870391
Tuscaloosa, Ala. 35487-0391
Fax: (205) 348-8841
www.rolltide.com

Larry White, Assoc. AD/Media Relations
Becky Hopf, Associate Director
Barry Allen, Assistant Director
Roots Woodruff, Assistant Director
Brian Morgan, Assistant Director
John Hayden, Assistant Director

Arkansas (479) 575-2751



Men's Department
Broyles Athletic Center
P. O. Box 7777
Fayetteville, Ark. 72702
Fax: (479) 575-7481
www.hogwired.com

Kevin Trainor, Asst. AD/Sports Information
Robby Edwards, Associate Director
Bob Grant, Assistant Director
Stephanie Wetzel, Assistant Director

Auburn (334) 844-9800/9701



P. O. Box 351
Auburn, Ala. 36831-0351
Fax: (334) 844-9708/9807
www.auburntigers.com

Meredith Jenkins, Asst. AD/Media Relations
Chuck Gallina, Associate Director
Kirk Sampson, Associate Director
Mendy Nestor, Associate Director
Dan Froehlich, Associate Director

Florida (352) 375-4683, ext. 6100



P. O. Box 14485
Gainesville, Fla. 32604
Fax (352) 375-4809
www.Gatorzone.com

Steve McClain, Asst. AD/Sports Information
Mary Howard, Asst. AD/Sports Information
Kathy Cafazzo, Associate Director
Fred Demarest, Associate Director
Brian Deitz, Assistant Director
Zack Higbee, Assistant Director
Heidi Johnson, Assistant Director
LeeAnne Sears, Sports Information Coord.

Georgia (706) 542-1621



P. O. Box 1472
Athens, Ga. 30603
Fax: (706) 542-9339
www.georgiadogs.com

Claude Felton, Assoc. AD/SID
Tim Hix, Associate Director
Chris Lakos, Associate Director
Mike Mobley, Associate Director
Jenn Garrett, Assistant Director
Tyler Sabo, Assistant Director
Karlene Lawrence, Publications Coordinator

Kentucky (859) 257-3838



Memorial Coliseum, Room 23
Lexington, Ky. 40506
Fax: (859) 323-4310
www.ukathletics.com

Scott Stricklin, Asst. AD/Media Relations
Tony Neely, Media Relations/FB
Susan Lax, Associate Director
Amanda Polley, Assistant Director
Matt Steinke, Internet Coordinator
Jennifer LaMaster, Asst. Publications Director
Jamie Bacjer, Creative Director

LSU (225) 578-8226



P. O. Box 25095
Baton Rouge, La. 70894-5095
Fax: (225) 578-1861
www.LSUsports.net

Michael Bonnette, Assistant AD/SID
Kent Lowe, Sr. Associate Director
Laurie Cannon, Associate Director
Bill Franques, Associate Director
Brian Miller, Associate Director
Melissa Reynaud, Assistant Director
Jason Feirman, Publications Director
David Hurd, Graphic Design Coordinator
Annie Martin, Graphic Design Coordinator

Ole Miss (662) 915-7522



P. O. Box 217
University, Miss. 38677
Fax: (662) 915-7006
www.OleMissSports.com

Langston Rogers, Assoc. AD/Sports Info.
Lamar Chance, Associate Director
Rick Stupak, Associate Director
Kim Ling, Associate Director
Kyle Campbell, Assistant Director
Katy Lonergan, Assistant Director
Bill Burtling, Assistant Director

Mississippi State
(662) 325-2703/0540



P. O. Box 5308
Mississippi State, Miss. 39762
Fax: (662) 325-2563/3654
www.msstate.edu/athletics

Mike Nemeth, Assoc. AD/Media Relations
David Rosinski, Associate Director
John R. Cade, Assistant Director
Joe Dier, Assistant Director
Laura McCoy, Assistant Director
Todd Anderson, Assistant Director

So. Carolina (803) 777-5204



Rex Enright Athletic Center
Columbia, S. C. 29208
Fax: (803) 777-2967
www.uscsports.com

Kerry Tharp, Assoc AD/Sports Info.
Michelle Schmitt, Asst. AD/Special Projects
Gavin Lang, Assistant Director
Andrew Kitick, Assistant Director
Ayanna Wakefield, Assistant Director

Tennessee (865) 974-1212



Men's Department
P. O. Box 15016
Knoxville, Tenn. 37901
Fax: (865) 974-1269
www.utsports.com

Bud Ford, Assoc. AD/Sports Info.
Jeff Muir, Associate Director
John Painter, Associate Director
Craig Pinkerton, Associate Director
Tom Mattingly, Dir. of Special Publications

Vanderbilt (615) 322-4121



P. O. Box 120158
Nashville, Tenn. 37212
Fax: (615) 343-7064
www.vucommodes.com

Rod Williams, Assoc. AD/Comm. and Tech.
Tammy Boclair, Assistant Director
Larry Leathers, Assistant Director
Andre Foushee, Assistant Director
Brian Davis, Assistant Director

SEC (205) 458-3010



2201 Richard Arrington
Boulevard North
Birmingham, Ala. 35203
Fax: (205) 458-3030
www.secsports.com

Charles Bloom, Associate Commissioner
Tammy Wilson, Associate Director
DeWayne Peevy, Assistant Director
Chuck Dunlap, Assistant



Michael Bonnette
Asst. AD/Sports Information
 LSU, '93
 Email: mbonnet@lsu.edu
 12th year with Athletic Department
 Primary contact for Football



Kent Lowe
Senior Associate SID
 LSUS, '79
 Email: clowe@lsu.edu
 17th year with Athletic Department
 Primary contact for Men's Basketball,
 Women's Golf



Laurie Cannon
Associate SID
 Utah State, 2000
 Email: lcannon@lsu.edu
 3rd year with Athletic Department
 Primary contact for Gymnastics,
 Track and Field



Bill Franques
Associate SID
 LSU, '85
 Email: wfranqu@lsu.edu
 17th year with Athletic Department
 Primary contact for Baseball



Brian Miller
Associate SID
 Northeastern, '96
 Email: bmiller@lsu.edu
 3rd year with Athletic Department
 Primary contact for Women's Basketball,
 Football



Melissa Reynaud
Associate SID
 LSU, '97
 Email: mreynaud@lsu.edu
 4th year with Athletic Department
 Primary contact for volleyball, softball,
 CHAMPS



Jason Feirman
Publications Director
 LSU, 2000
 Email: jfeirma@lsu.edu
 5th year with Athletic Department



David Hurd
Graphic Design Coordinator
 LSU, '03
 Email: dhurd1@lsu.edu
 2nd year with Athletic Department



Annie Martin
Graphic Design Coordinator
 LSU, '04
 Email: amart22@lsu.edu
 1st year with Athletic Department



Steve Franz
Photography Coordinator
 LSU, '93
 Email: sfranz2@lsu.edu
 7th year with Athletic Department

STAFF



Pat Fredericks
Administrative Secretary
 pbfred@lsu.edu

Student Assistants

- Tony Autin
- Krystal Bennett
- Laura Covington
- Caroline Domecq
- Natalie Grantham
- Peter Hoang
- Bill Martin
- Kerri McGimsey
- Kevin Minor
- Jeff Schneider
- Will Stafford



The Athletics Administration building houses a television control room that is used for video scoreboard broadcasts in Tiger Stadium and the Pete Maravich Assembly Center.



Kevin Wagner

Assistant AD/Television

Kevin Wagner, LSU's Assistant Athletic Director for Television, is the executive producer/director for LSU's four major coaches' television shows featuring football coach Nick Saban, men's basketball coach John Brady, women's basketball coach Pokey Chatman and baseball coach Smoke Laval.

He oversees all television projects associated with the LSU Athletics Department, including the coordination of LSU's video scoreboards in Tiger Stadium and the Pete Maravich Assembly Center.

Wagner, 48, was promoted to his current position of Assistant AD/Television in August, 2003 after joining LSU as assistant coordinator in August of 1989. He served as Coordinator of Electronic Media/Television for eight years prior to his most recent promotion.

A 1980 graduate of LSU in broadcast journalism, Wagner was a four-year Tiger letterman in diving (1975-79), earning All-Southeastern Conference honors in 1979 on the three-meter springboard.

A native of Houston with 23 years of experience in broadcast journalism, Wagner and his wife Karen have two daughters, Allyson, 24, and Jennifer, 22, and a granddaughter, Kaleigh Ryan.



John Schiebe

Manager of Television

John Schiebe begins his 11th year as chief assistant in the television department. He came to LSU in August of 1994 from the University of Mississippi where he served as post-production supervisor in the Teleproductions Center. He was there for one-and-a-half years.

Schiebe served as a production assistant in Educational Television Services at Oklahoma State from 1984 through 1987 before becoming a producer/director in Agricultural Communications at OSU from 1987

until 1993 when he joined Ole Miss.

A 1986 graduate of Oklahoma State, he was born in Minneapolis, Minn. and attended high school in Oxford, Miss.

Schiebe, 43, is married to the former Mollie Clements of Memphis, Tenn., and they have two children, Tom, 16, and Pat, 15, both members of the varsity football team at the Dunham School in Baton Rouge.



Paul Danna

Coordinator

In August of 2002, Danna returned to the LSU Athletics Department after a two-year stint at ESPN in Bristol, Conn.

Before working for ESPN, Danna served as a full-time television producer at LSU for two years (1999-2000) and was involved with production of LSU programming since 1991 when he was a student at the university.

Danna, 31, worked as a student assistant in the Electronic Media Department from 1991-95 before working for local television station WBRZ, first in the production department and later as a news editor.

He freelanced for various sports production companies for three years, most notably during the 1997 and 1998 seasons as a member of the ESPN College Gameday crew which traveled to various football stadiums around the country prior to games.

Danna, known as "Speedy" throughout the LSU athletic department, graduated from LSU in 1995 with a bachelor's degree in mass communications. He married the former Susan Marlowe in July.

Inside LSU Basketball




Inside LSU Basketball with John Brady returns this season as the primary source for Tiger basketball news. Jim Hawthorne will serve as host, joining LSU head coach John Brady to provide detailed game highlights, in-depth analysis and profiles of the 2004-05 Tigers.

The show also features a different aspect of the basketball program each week.

Inside LSU Basketball is syndicated weekly during the season throughout all major markets in the state of Louisiana. In addition, the show can be viewed in its entirety on LSU's official athletic department web site, LSUsports.tv.

Inside LSU Basketball debuts on Dec. 12 and will continue throughout the season with the last show airing on March 13 (There will be no show on January 2). Check local listings for air times as well as the affiliate that Inside LSU Basketball with John Brady can be viewed.



INSIDE LSU BASKETBALL AFFILIATES

BATON ROUGE		
WBRZ-TV	Ch. 2 (ABC)	Sundays, 10:35 p.m.
Cox	Ch. 4	Mondays, 9:30 p.m.
ALEXANDRIA		
KLAX-TV	Ch. 31 (ABC)	Sundays, 10:30 p.m.
LAFAYETTE		
KLAF-TV	Ch. 17 (UPN)	Sundays, 10:30 p.m.
MONROE		
KNOE-TV	Ch. 8 (CBS)	Sundays, 11:00 p.m.
NEW ORLEANS		
WGNO-TV	Ch. 26 (ABC)	Sundays, 11:30 p.m.
SHREVEPORT		
KSHV-TV	Ch. 45 (UPN/WB)	Saturdays, Noon
LAKE CHARLES		
KPLC-TV	Ch. 7 (ABC)	Mon./Tues., 4:00 a.m.
MORGAN CITY		
KWBJ-TV	Ch. 39 (Ind)	Sundays, 9:00 p.m.
COX SPORTS TELEVISION		
	Regional	Wednesdays, 6:30 p.m.
	(Check local listings)	Thursday, 5:00 p.m.



Jim Hawthorne

Voice of the Tigers

Hawthorne begins his 25th season of LSU basketball play-by-play and in his LSU broadcasting career has called the action from two Final Fours, 13 College World Series in baseball (including the 1991, 1993, 1996, 1997 and 2000 National Championship games) and nine football Bowl games.

The Anacoco, La., native coordinates all phases of the network in addition to the play-by-play duties. He hosts "Tiger Sportsline," a weekly one hour live call-in show with the football, basketball and baseball head coaches.

A 40-year play-by-play veteran with Northwestern State football, basketball and baseball, Centenary basketball, Texas League baseball and World Football League broadcasts also among his credentials, Hawthorne is married to the former Juanita Carol Thomason of Anacoco and has one son, Joseph William, two daughters, Jaime Lynn and Amanda Ruth, and two grandchildren.



Kevin Ford

Broadcast Host/Analyst

Ford is in his 16th year with the LSU Sports Network, hosting the network's basketball pregame, halftime and postgame shows, as well as game analyst.

While at LSU, he served as the broadcast booth statistician and pregame reporter for football broadcasts. He is in his 11th year as football host of pre-game, half-time and post-game shows.

Ford was employed in the Electronic Media Department as a student worker until his graduation. He received a Bachelor of Arts degree in Broadcast Journalism in December of 1991. He currently hosts the national program "Geaux Fishing" which airs on The Outdoor Channel.



Coach Brady during his postgame radio interview with Jim Hawthorne.

LSU Sports Network History

The LSU Sports Network, in its 17th year of in-house operation, will continue to provide LSU basketball games to a large audience.

Anchored by two 50,000-watt clear channel affiliates, LSU Fighting Tiger Basketball will be distributed by satellite to 40 radio stations throughout the South from the broadcast studios on the fifth floor of the athletic department building.

Network programming includes all football and men's and women's basketball games, all baseball games and a 30-game softball schedule and a weekly live coaches show for football, men's and women's basketball and baseball.

2005 Network Affiliates (projected)

CITY	CALL LETTERS	POWER	FREQUENCY
ALEXANDRIA	KSYL AM	1,000	970 Khz
ALEXANDRIA	KFAD FM	6,000	93.9 Mhz
AMITE	WTGG FM	6,000	96.5 Mhz
BASTROP	KJMG	8,000	97.3 Mhz
BATON ROUGE	WDGL FM	100,000	98.1 Mhz
BOGALUSA	WBOX AM	1,000	92.0 Khz
BOGALUSA	WBOX FM	3,000	92.9 Mhz
BUNKIE	KEZP FM	18,000	104.3 Mhz
EUNICE	KEUN AM	1,000	1290 Khz
FERRIDAY	KFNV FM	18,500	107.1 Mhz
HAMMOND	WFPR AM	1,000	1400 Khz
HATTIESBURG, MISS.	WBKH AM	5,000	1250 Khz
HOMER	KYLA FM	50,000	106.7 Mhz
HOUMA	KJIN AM	1,000	1490 Khz
JACKSON, MISS.	WSFZ AM	5,000	930 Khz
JENA	KJNA FM	6,000	102.7 Mhz
JENNINGS	KJEF AM	1,000	1290 Khz
JONESVILLE	KTGV FM	6,000	105.1 Mhz
LAFAYETTE	KPEL FM	25,000	105.1 Mhz
LAKE CHARLES	KLCL AM	5,000	1470 Khz
LEESVILLE	KJAE FM	3,000	92.7 Mhz
LEESVILLE	KLLA AM	1,000	1570 Khz
MANY	KWLV FM	25,000	107.1 Mhz
MARKSVILLE	KAPB FM	3,000	97.7 Mhz
MCCOMB, MISS.	WHNY AM	5,000	1250 Khz
MINDEN	KASO AM	1,000	1240 Mhz
MONROE	KNOE AM	100,000	101.1 Mhz
MONTECELLO, MISS.	WRQO FM	50,000	102.1 Mhz
MOREAUVILLE	KLIL FM	3,000	92.1 Mhz
MORGAN CITY	KBZZ FM	25,000	96.7 Mhz
NATCHITOCHE	KZBL FM	50,000	95.9 Mhz
NEW IBERIA	KANE AM	1,000	1240 Khz
NEW ORLEANS	WWL AM	50,000	870 Khz
OPELOUSAS	KSLO AM	1,000	1230 Khz
PICAYUNE, MISS.	WKSJ FM	50,000	106.1 Mhz
RUSTON	KPCH FM	50,000	97.7 Mhz
SHREVEPORT	KWKH AM	50,000	1130 Khz
SULPHUR	KKGB FM	25,000	101.3 Mhz
THIBODAUX	KTIB AM	5000	640 Khz
VILLE PLATTE	KVPI FM	3,000	93.5 Mhz
WINNSBORO	KMAR FM	3,000	95.9 Mhz

LSU WORLDWIDE

The following of LSU Athletics is truly worldwide, thanks to modern technology. The radio broadcasts of Tiger sports reach every continent on the planet through Internet access and direct telephone capabilities.

THE INTERNET

LSU Sports Network programming on the Internet can be accessed through the LSU Athletics Department web site:

LSUsports.net

Tiger Sports Line

INTRO
THIS IS LSU
PLAYERS
COACHES
REVIEW
PREVIEW
RECORDS
HISTORY
LSU
MEDIA



Tiger Sportsline with John Brady, a weekly one hour radio program each Monday night returns for the 2004-05 season. It is designed to give Tiger fans an inside look at LSU basketball and Coach John Brady.

The show will once again be hosted by "The Voice" of LSU athletics, Jim Hawthorne and will be broadcast live at Superior Grill on Government Street in Baton Rouge. Fans have the opportunity to come out and watch the show broadcast live from Superior Grill each week and ask Coach Brady questions in person. Tiger Sportsline also has a live call-in segment for Tigers fans listening at home.



The first show kicks off on Monday, Dec. 7 and continues each week throughout the season. There will be three Wednesday shows. Dec. 15, 22 and Jan. 5. It will conclude on March 7.



TIGER SPORTSLINE

2004-05 TIGER SPORTSLINE AIR TIMES

Dec. 6	7-8 p.m.
Dec. 15	7-8 p.m.
Dec. 22	7-8 p.m.
Dec. 27	7-8 p.m.
Jan. 5	7-8 p.m.
Jan. 10	7-8 p.m.
Jan. 17	7-8 p.m.
Jan. 24	7-8 p.m.
Jan. 31	7-8 p.m.
Feb. 7	7-8 p.m.
Feb. 14	7-8 p.m.
Feb. 21	7-8 p.m.
Feb. 28	7-8 p.m.
March 7	7-8 p.m.

AFFILIATES CARRYING TIGER SPORTSLINE

Baton Rouge	98.1 Mhz
Alexandria	970 Khz, 93.9Mhz
Amite	1400 Khz
Hammond	106.1 Mhz
Houma	1490 Khz
Jackson, Miss.	930 Khz
Monroe	101.1 FM
Morgan City/Houma	96.7 Mhz
New Orleans	870 Khz
Opelousas	1230 Khz
Picayune, Miss.	106.1 Mhz
Shreveport	1130 Khz
Sulphur	101.3 Mhz
Thibodaux	640 Khz

Stations are subject to change



When you see this...

T H I N K L S U T I G E R S

Twenty corporations, some of them national and multi-national in scope, participate in an innovative and profitable corporate sponsorship program with the LSU Athletics Department. The sponsorships provide these companies with valuable promotional avenues and high-profile identity affiliation with LSU sports in exchange for financial support.

The corporate sponsorship program generates over \$3 million annually, enabling the athletic department to fund scholarships, team travel, athletic facility improvements and other typical athletic expenses. Current Major Corporation Sponsors of LSU Athletics include Bank One of Louisiana, Coca-Cola, Powerade, EATEL, Winn-Dixie, Louisiana Lottery Foundation, McDonald's, UPS, Farm Bureau Insurance, Our Lady of the Lake Regional Medical Center, Ochsner Clinic, Advance Auto Parts, Abita Springs Water Company, The Advocate, Roadshow Coach & RV Center, Tiger Mania, Raising Cane's, Southgate Towers, LWCC, and Verizon Wireless.



Jenni Peters
Marketing & Promotions Director



Guy Gaster
Marketing & Promotions Assistant Director

For Information on
LSU Athletics
Corporate Sponsorships
call (225) 578-6884

Tiger Athletic Foundation




The Tiger Athletic Foundation (TAF) is a private, nonprofit foundation dedicated to supporting LSU and its Athletic Program. The Foundation is administered by its own board of directors, comprised of TAF donors, which meets quarterly. Officers of the corporation are elected bi-annually.

Louisiana State University has a proud athletic tradition, highlighted by scores of Southeastern Conference and NCAA championships in more than 20 men's and women's varsity sports. Thanks to generous private-sector contributions, the Tiger Athletic Foundation continues to play an integral role in sustaining that outstanding tradition. As the central fund-raising organization in support of LSU athletics, TAF's mission is clear – to lead the university in building a comprehensively superior athletic program.

Unrestricted contributions to the Tiger Athletic Foundation benefit every athlete and team at LSU through scholarship and academic awards, as well as through the construction and maintenance of athletic facilities. These projects, large and small, chart the unmistakable course to excellence. And it is the shared vision of alumni and friends of LSU that are making them a reality.



**Maj. Gen. R. G. Richard,
USMC (Ret.)**
Chief Executive Officer



The Cox Communications Academic Center for Student-Athletes is perhaps TAF's most significant contribution to the University to date. The center benefits not only LSU's athletics program, it also provides a 1,000-seat classroom for use by the entire University population.

WHO IS TAF?

- The TAF is made up of average Tiger fans who make donations to help fund the mission of Tiger Athletics.
- Nearly two-thirds of TAF's members have donated less than \$1,000 in their lifetime to TAF
- Less than 1% of TAF's members have donated over \$100,000 in their lifetime to TAF
- TAF's membership is 14,000 strong and growing

A donation to the Tiger Athletic Foundation assists in its programs of support for LSU Athletics.

- Funding scholarships for LSU's student-athletes.
- Funding the construction and renovation of facilities and the purchase of equipment to provide Tiger student-athletes with the best possible opportunity to compete at a national level.
- Funding support for facilities and programs to enhance the academic opportunities for student-athletes.
- Providing support to assure the best possible coaching and support staffs are in place to lead the LSU athletic program.

\$1 MILLION-PLUS PROJECTS

Eastside Expansion of Tiger Stadium - \$50 Million

The TAF financed an eastside expansion that added over 11,000 seats to Tiger Stadium and moved it up among the five largest on-campus stadiums in America. The eastside expansion not only created 70 Tiger Den suites to the stadium, it has provided over 300,000 more fans the opportunity to see LSU football since the expansion was opened in 2000.



Eastside Expansion of Tiger Stadium

Cox Communications Academic Center for Student-Athletes - \$12 Million

The TAF provided LSU with unquestionably the most advanced academic facility in America for its student-athletes. By renovating LSU's old Gym Armory, the TAF allowed LSU to make the emphatic statement that the academic welfare of its student-athletes is its foremost priority. Opened in 2002.



Scoreboard in Tiger Stadium

Scoreboards in Tiger Stadium, Assembly Center, Outdoor Track - \$5.2 Million

The TAF added to fan enjoyment in LSU's major athletics facilities by purchasing state-of-the-art video scoreboards in 1998.



Lawton Squad Room

Lawton Squad Room - \$1.2 Million

The TAF funded the construction of a squad meeting room attached to Tiger Stadium for use by LSU's athletics teams. Prior to the construction of the Lawton Squad Room, there was no one place in LSU's athletics complex where the entire football team could meet and view instructional and motivational video presentations. Opened in 1997.

UNDER CONSTRUCTION

Football Operations Center - \$15 Million

The TAF is building a stand-alone Football Operations Center in which all facets of the national champion Tiger football program will be under one roof. The building will include locker rooms, meeting rooms, coaches offices, video operations, a training room and strength facility. Scheduled to open in the fall of 2005.



Football Operations Center

Mike the Tiger's Habitat - \$3 Million

LSU's legendary live mascot is getting a new home, thanks to the TAF. This new habitat will provide Mike with a new 15,000-square foot environment with lush planting, a landmark size Live Oak tree, a beautiful waterfall and a stream evolving from a rocky backdrop overflowing with plants and trees. It will be one of the finest live tiger habitats in America. Scheduled to open in the fall of 2005.



Mike the Tiger's Habitat

Westside Renovation of Tiger Stadium - \$60 Million

The TAF is currently renovating the Westside of Tiger Stadium in order to provide 3,200 new club seats and a new press box. The new club seats will provide additional revenue for the athletics program to invest in future facility projects. Scheduled to open in September of 2005.

Westside Renovation of Tiger Stadium



The screenshot shows a web browser window displaying the LSUsports.net website. The browser's address bar shows the URL: http://www.lsusports.net/article.cfm?ref=866FC347-D5FF-E011-28D209A1F1. The website header includes the text "THE OFFICIAL WEB SITE OF LSU ATHLETICS" and "CONDEAUX - GEAUX TIGERS! LiveSouthgate.com". Below the header is a navigation menu with links for TICKETING, GIFT CENTER, SCOREBOARD, CHAT, ACCESS EMAIL, and AD INFO. A search bar is also present. The main content area features a large "BASKETBALL" heading and a sub-heading "MEN'S". Below this is a photo of a basketball player in a white LSU jersey (number 22) dribbling the ball. The article text reads: "Guard Darrel Mitchell continued his hot shooting, hitting 4-of-6 three pointers Saturday." The headline is "Tigers Win Fifth Straight Game, Upset No. 20 Florida, 73-70" dated 02/14/04. A sidebar on the left lists various sports and categories like Administration, Football, Men's Basketball, and Women's Basketball.

SURF THE SITE THAT ROARS!

LSUsports.net and LSUsports.tv are the Official Website and Webcast Site of LSU Athletics. LSUsports.net includes the official, final word about LSU athletics events.

- ▶ The most complete and up-to-date news and information about all 20 LSU varsity teams.
- ▶ Schedules, rosters and historical information.
- ▶ Real-time statistics from LSU sporting events.
- ▶ Live streaming audio from football, men's and women's basketball, baseball, softball, press conferences, coaches' shows and more.
- ▶ Archived multimedia on LSUsports.tv.
- ▶ Online Ticketing and Tickets Exchange using the new E-Card.
- ▶ Merchandise Sales in the Online Gift Center.

