

THIS IS LSU





Responsibility + Accountability = SUCCESS

Three words. Three simple words. Separately, they all are important.

But put them together in a nice equation and you have the very fundamentals that LSU men's basketball coach John Brady stressed from the first day he arrived on the campus as the head coach. Three words. All are important. Together, they form the foundation on which the rebuilding of the LSU program was established.

Now at first glance, you may

wonder what those three words have to do with college basketball. But again, don't look at them as just single words. Put the first two together to come up with a solution and you see that there is a big picture that involves college basketball and so much for those who choose to come and play for John Brady at LSU.

As has been proven time and time again, coaches are often judged strictly on how many games they win. Many times,

that's all some people care about. While winning games is very important, the job of a head coach is so much more.

In Coach Brady's first six years at LSU, he has instilled in his student-athletes a philosophy that carries well in their time as both students and athletes. It is a philosophy that the LSU basketball fans also now understand more fully as winning has started to take place again at LSU on a consistent basis.



The best thing about the philosophy is that Brady doesn't want to change it and he will not change it in the future despite the taste of victory that has included a conference championship and three post-season tournament appearances in the past four years.

Conference titles and post-season appearances are all well and good. But John Brady's philosophy doesn't stop there when the players walk off the court at the end of game or practice. It can't. The reason it is so much more is because the players aren't just athletes, they aren't just students, they are student-athletes with a big responsibility on their shoulders. This coaching staff agrees that the team members must not only meet the demands of the athletic program, but they must meet the demands of the classroom.

They must also meet the always-tough demands of life, where every eye is on them constantly because they are athletes. They must operate in a society where one little mistake in a game or away from the campus puts them on the front page of a newspaper. It's not an easy thing to handle. It's even tougher when your team is in the national spotlight as the Tigers usually are.

John Brady has shown that he is very comfortable handling all these roles at LSU. In fact, he sincerely believes in the basketball player as a student-athlete who must be given the opportunity to succeed on the court, in the classroom and in life. His philosophy of coaching hasn't changed since the day he took the job at LSU. Again, it all comes down to three words. Three simple words. Three words that mean a lot separately, but mean oh so much more when part of a collective equation that sums up the reason for the success of the LSU basketball program.



Responsibility + Accountability = SUCCESS



ACADEMIC STAFF



Dr. Roger Grooters
Executive Director



Ted White
Sr. Associate Director



Tommy Powell
Tutorial Coordinator



Amy Cole
Coordinator

Critical to the development of an athlete as a student is an adequate academic facility and capable staff to further the athlete's progress. The **Cox Communications Academic Center for Student-Athletes** is responsible for overseeing the educational development and progress toward graduation for all student-athletes. The staff acts as a liaison between the student-athlete and the academic communities and insures that student-athletes comply with academic rules established by the University, NCAA and Southeastern Conference. The staff also coordinates academic programs designed to assist student-athletes in acquiring a quality education.

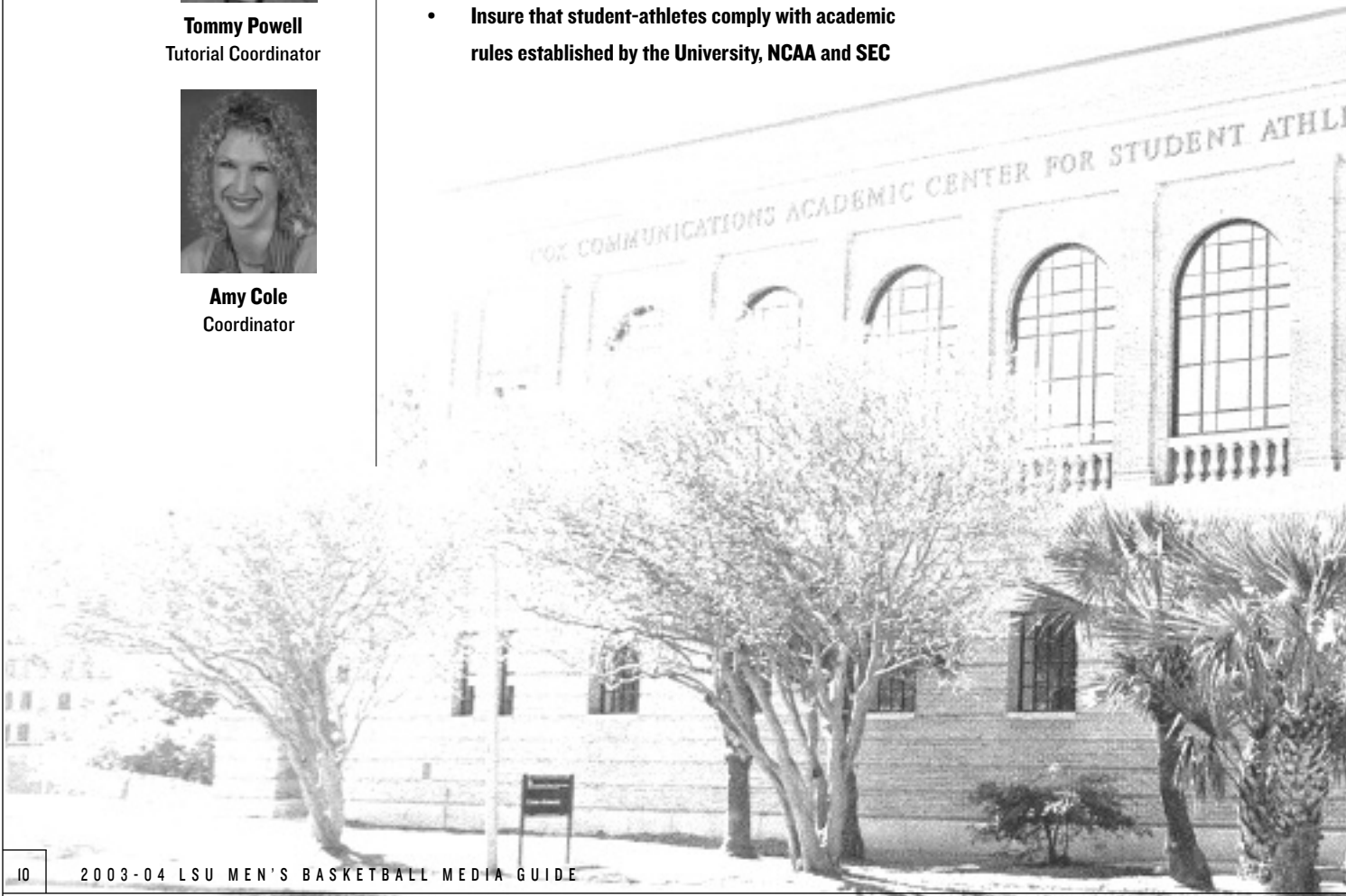
The Goal

For each student-athlete to reach and receive the highest-quality education and degree.

The Responsibility


To oversee the educational development and progress toward graduation for all student-athletes.

- **Tutoring**
- **Career Counseling and Development**
- **Time Management**
- **Study Skills**
- **Insure that student-athletes comply with academic rules established by the University, NCAA and SEC**




SEC ACADEMIC HONOR ROLL
JOHN BRADY YEARS

1997-98 -	Jack Warner
1998-99 -	Brian Beshara
1999-00 -	Brian Beshara
	Collis Temple III
	Jeremy Comeaux
	Jack Warner
2000-01 -	Brian Beshara
	Collis Temple III
	Brian Green
	Jack Warner
2001-02 -	Brian Green
	Collis Temple III
2002-03 -	Pete Bozek
	Brian Green
	Charlie Thompson



LSU GRADUATES UNDER JOHN BRADY

Reggie Tucker	Aug. 1999	Kinesiology
Willie Anderson	Dec. 1999	Kinesiology
Jack Warner	Dec. 2000	Mass Communications
Brian Beshara	July 2001	Business-Finance
Collis Temple III	July 2001	General Business
Brad Bridgewater	July 2002	General Studies
Jermaine Williams	July 2002	Sociology
Collis Temple III	Dec. 2002	Masters Sports Management
Pete Bozek	Dec. 2002	Kinesiology
Jason Wilson	May 2003	General Studies



Cox Communications Academic Center for Student-Athletes



Paramount to the success of the “student” half of the term student-athlete is providing LSU athletes with the best possible resources

to excel in the classroom. For more than 20 years, the LSU Academic Center for Student-Athletes has helped to build well-rounded student-athletes. But as times change and technology advances, the need for further improvements still exists. As a result, the Cox Communications Academic Center for Student-Athletes opened its doors in November of 2002. A \$15 million renovation to the Gym Armory not only made it among the nation’s premier centers, but put it at the forefront. Improvements to the existing center give LSU student-athletes the best opportunity for success by providing access to the latest technology, as well as an array of expanded services.

THE COX COMMUNICATIONS ACADEMIC CENTER FOR STUDENT-ATHLETES

- includes 54,000 square feet of working space
- includes 75 computer stations
- includes 14 private computer rooms in a state-of-the-art computer lab
- includes additional study rooms and classrooms for private or group study
- includes additional study areas for specialized learning
- includes a 1,000-seat auditorium

The improvements to the Gym Armory not only benefit the Cox Communications Academic Center for Student-Athletes, but the entire University as well. The old gymnasium was transformed into a 1,000-seat auditorium the University will use for daily classes, presentations, lectures by distinguished University guests and other special academic events.



The 1,000-seat auditorium is used through the year as a classroom and lecture hall. Each seat in the auditorium has space for a laptop and a modem hookup, providing each student unlimited learning opportunities. The auditorium also contains a movie theatre size screen to aid professors with lectures and classroom activities.



The library provides a perfect setting for individual study, or with a tutor as group.



Included in the 54,000 square feet of the Academic Center are individual study areas as well as 14 private computer rooms for student-athletes to work one-on-one with tutors or by themselves.



Throughout the Academic Center are 75 computer stations, providing student-athletes with a quiet working environment for research, writing and studying.

Along with the success of the LSU Basketball team, comes a great deal of media attention and Dr. Tommy Karam, the Director of the Communications Lab, uses his lab, located on the fourth floor of the Cox Communications Academic Center for Student Athletes, to work with LSU student-athletes on their interactions with the media and interview skills. Karam's lab is a mock press conference setting to get the student-athletes used to handling themselves in front of both print and electronic media. He video tapes the mock interview session and reviews it with the student-athlete to help them become more comfortable in an interview setting. Karam also helps the LSU players by working closely with those players on the interview process.



Tommy Karam
Director/Communications Lab





LOUISIANA STATE UNIVERSITY

FOUNDED 1860

Louisiana State University and Agricultural & Mechanical College has, throughout its 143-year history, served the people of Louisiana, the region, the nation, and the world through extensive multipurpose programs encompassing instruction, research and public service. The University continuously develops programs of breadth and quality that make it one of the nation's outstanding educational institutions.

The University influences the educational, economic, social and cultural lives of its citizens throughout the state – indeed, in some way, it touches the life of every person in Louisiana.

Because of its designation as a Research I University – the top category of the Carnegie Foundation's ranking of research institutions – LSU ranks in the top 2 percent of the nation's colleges and universities. The Research I designation is shared by only 59 public and 29 private universities across the nation. One of only 25 universities nationwide designated as both a land-grant and sea-grant college, LSU is also actively pursuing space-grant status.

History and tradition began with LSU's founding in 1853 by the General Assembly of Louisiana as the Louisiana State Seminary of Learning and Military Academy near Pineville, Louisiana. The institution opened January 2, 1860. When the Civil War began, the school's first superintendent, William Tecumseh Sherman, resigned to assume a command in the Union Army. Fire demolished the Seminary in 1869 and the school moved to Baton Rouge.

In 1870, the Seminary was renamed Louisiana State University. In 1874, under the United States Morrill Act, the Louisiana State Agricultural & Mechanical College was established in New Orleans. The two institutions were merged by the Legislature in 1877 to become Louisiana State University and Agricultural & Mechanical College.

Construction on the present campus began in 1922 and the first classes were held in 1926. LSU experienced major growth in the 1930s and 1940s, expanding its student body, curricula and services. During the 1960s, the University began to place



increasing emphasis on research.

Recognizing the importance and extent of statewide agricultural activities of unites in the LSU System, the LSU Board of Supervisors in 1972 established the Center for Agricultural Sciences & Rural Development. This unit was renamed the LSU Agricultural Center in 1982.

Components of the LSU Agricultural Center include the Louisiana Agricultural Experiment Station, the Louisiana Cooperative Extension Service, International Programs and Administrative Services.

The primary mission of the LSU Agricultural Center is to conduct research in agricultural and natural resource development and to provide off-campus extension education that disseminates technological, economic, and management information to Louisiana residents.

In 1977, the Paul M. Hebert Law Center, established as the LSU Law School in 1906, was made an autonomous division of the LSU System. The Law Center provides legal education characterized by an unyielding demand for academic excellence. Its unique curriculum, based on civil law as well as substantial elements of common law, provides law graduates with qualifications and training for not one, but two legal systems.

LSU, located on more than 2,000 acres in the southern part of Baton Rouge, Louisiana, is bordered on the west by the Mississippi River. The University's more than 250 principal buildings are grouped on a 650-acre plateau that constitutes the main part of the campus.

LSU and A&M College is accredited by the Southern Association of Colleges and Schools. The Hebert Law Center holds membership in the Association of Law Schools and is on the approved list of the American Bar Association.

LOCATION: Baton Rouge, La.

FOUNDED: January 2, 1860

ENROLLMENT: 31,582

PRESIDENT: Dr. William Jenkins

CHANCELLOR: Dr. Mark Emmert

MAJOR FIELDS OF BACHELOR'S DEGREES: 73

MAJOR FIELDS OF MASTER'S DEGREES: 75

MAJOR FIELDS OF DOCTORAL DEGREES: 55





THE TIGERS' HOME AWAY FROM HOME

LSU has 18 residence halls with architectural styles ranging from a Renaissance style typical of the older core of the campus to modern high-rise buildings. The newest additions are the highly popular East Campus and West Campus apartments, co-ed dormitories that include furnished rooms with connecting suites and e-mail workstations in the lobby, all within a short walk from the dining hall.



- Dining Halls
- Weekly Housekeeping
- Cable Television
- High-Speed Internet
- Mail Service
- Card Access
- Facility Repairs
- Security
- Telephone Services
- Furnished
- Washer/Dryer
- Microwave



WHY LSU?

"As far back as I can remember (riding bicycles, playing little league baseball), I have literally bled purple & gold. It never crossed my mind that there was anywhere else to go other than LSU. The experiences and relationships that I developed at LSU have been an integral part of my life. No other colleges existed in my mind. I am fortunate to have attended a place that I considered a dream and look forward to my association with the university until the day I die."

- David Toms, 2001 PGA Champion and LSU graduate

"It was about family for me. My dad, my brother and I all played for LSU. It was a family tradition. Playing in a community where its basically all LSU was probably the most rewarding experience to me. The fact that I was from the area, went to school in the area and now live in the area, it allows me to attend all the events and keep in touch with so many friends.

- Todd Kinchen, Former LSU Wide Receiver (1989-91)



Fall Fest, is the university's official "Welcome" for new students, staff, and faculty. More than 25,000 students, faculty, and staff come together in the LSU Quadrangle making it one of the newest and most anticipated traditions.



The African-American Cultural Center

The African-American Cultural Center provides a multifaceted approach to working with all students at LSU. It offers opportunities for people to learn about the contributions of African-American men and women in the areas of literature, science and the humanities. In addition, opportunities for the University community to have greater exposure to art exhibits, dance troupes, theatre, poetry readings and educational programs are provided.

PROGRAM GOALS

Educational programs for the African-American Cultural Center are the heart of the center. The scope of these programs fall into the following four categories:

- historical/political
- artistic
- informal student advising
- community outreach

BENEFITS

By creating and funding the African-American Cultural Center, the University community benefits in the following areas:

- retention of African-American LSU students
- attract qualified African-American student applicants to LSU
- educate the student body and the community about African-American culture
- increase racial and cultural awareness of students, faculty and staff
- assist with the recruitment and retention of African-American faculty and staff

Giving Back

What is CHAMPS?

The CHAMPS/Life Skills program was developed by the NCAA to help prepare student-athletes for the challenges of life beyond the playing field. Through workshops, service projects, and social events, CHAMPS, an acronym for Challenging Athletes Minds for Personal Success, brings LSU student-athletes information that will prepare them for the biggest game of all - the game of life!

How can CHAMPS help?

By focusing on "real life" skills and personal development, the CHAMPS Program not only assists the student-athletes with meeting daily challenges, but also enhances student-athlete's growth in their college years and beyond.

CHAMPS at LSU

The CHAMPS/Life Skills program at LSU is operated out of the Academic Center for Athletes, and the focus of the program is on five commitments viewed as critical to personal growth:

- I. Academic Excellence
- II. Athletic Excellence
- III. Career Development
- IV. Personal Development
- V. Community Service



Mike Mallet
Director for the CHAMPS
Life Skills program



Kristen McFadden
Assistant Director for the
CHAMPS Life Skills program



Being a part of the LSU men's basketball program involves more than simply playing a couple of games a week during the winter. LSU basketball provides an opportunity to achieve athletics success while also getting a head start on the most important game of all -- the game of life.

The LSU men's basketball program has a longstanding internal summer jobs program that aggressively seeks opportunities to help lace its players in career-developing positions within the community. Every LSU basketball player that wants to get a leg up on their future has the opportunity to work during the summer with the goal to help players earn valuable experience.

LSU basketball players are expected to be extremely active in utilizing the career development resources readily available to them.



Darrel Mitchell (top) works at a local hospital. Former Tiger Ronald Dupree (middle) works in the office of local lawyer E. Eric Guirard. Charlie Thompson (bottom) works at the computer at his summer job.

The City of Baton Rouge

INTRO

THIS IS LSU

PLAYERS

COACHES

REVIEW

PREVIEW

RECORDS

HISTORY

LSU

MEDIA

BATON ROUGE FACTS

Population:

BATON ROUGE227,818

EAST BATON ROUGE PARISH421,852

Time Zone:Central

Average Temperatures:

HIGH81.3

LOW52.5

AVERAGE67.5





Hospitality and comfort are a Southern tradition practiced to perfection around

Baton Rouge. Minutes from the city, ancient moss-draped oaks, fragrant honeysuckle, formal gardens and the finest examples of Southern architecture await. Combine this with the excitement of the mighty Mississippi River, cajun music and a gourmet meal that is topped with freshly brewed cafe-au-lait at one of Baton Rouge's fine restaurants. Mix in an evening at the Pete Maravich Assembly Center, and Baton Rouge becomes one of the most attractive cities for living, entertainment and education in the South.

- The State Capitol building, located in downtown Baton Rouge, is the tallest state capitol in the nation at 34 stories tall.
- Baton Rouge, the capital city of Louisiana, sits on the banks of the Mississippi River.
- The average annual temperature in Baton Rouge is 68 degrees and the city features a semi-tropical climate highlighted by mild winter months.

- Baton Rouge is just an hour away from the French Quarter in New Orleans and even closer to the million-acre Atchafalaya Swamp, which is called one of the biggest fishing ponds in the country.

The state capitol building of Louisiana, located in Baton Rouge, is the tallest capitol building in the nation at 34 stories.



**DISTANCE CHART FROM BATON ROUGE
(BASED ON 70 MPH SPEED):**

Atlanta, Ga.	7 hours
Biloxi, Miss.	2 hours
Birmingham, Ala.	6 hours
Dallas, Texas6 1/2 hours
Houston, Texas4 hours
Jackson, Miss.2 1/2 hours
Jacksonville, Fla.8 1/2 hours
Little Rock, Ark.5 hours
Mobile, Ala.3 hours
Monroe, La.2 1/2 hours
New Orleans, La.1 hour
Orlando, Fla.10 hours
Pensacola, Fla.4 hours
Shreveport, La.4 hours

The State of Louisiana

INTRO

THIS IS LSU

PLAYERS

COACHES

REVIEW

PREVIEW

RECORDS

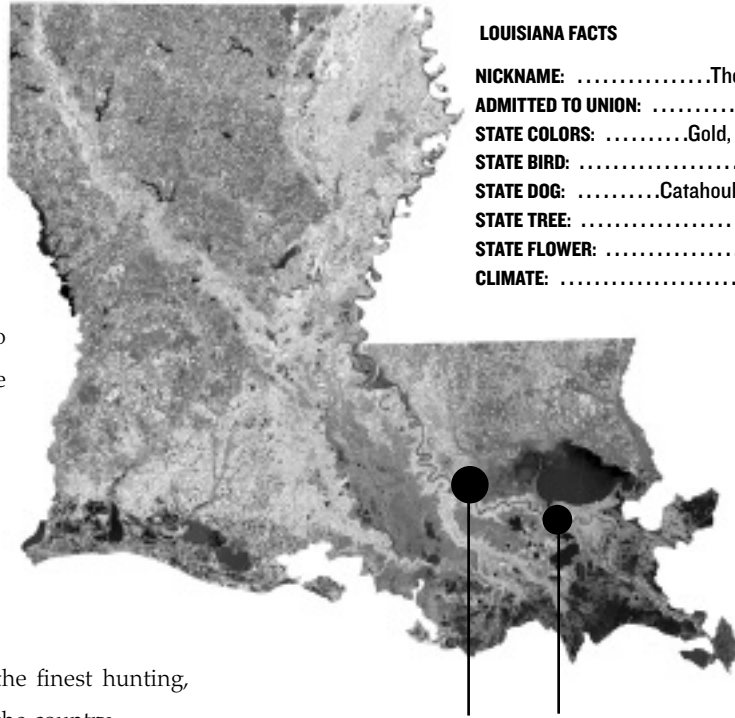
HISTORY

LSU

MEDIA



Louisiana, one of America's most culturally and geographically diverse states, is located in the heart of the Deep South. Adjacent to the Gulf of Mexico and dotted with hundreds of lakes and bayous, Louisiana is home to all types of terrain from swamps and marshes to lush forests and gentle hills. The state is known for its charm and friendly people, and still maintains the stately antebellum plantations and majestic oaks of its early days. The atmosphere is elegant, yet relaxed and casual. Dubbed the "Sportsman's Paradise," Louisiana offers some of the finest hunting, fishing and boating opportunities in the country.



Baton Rouge

New Orleans

- Oak Alley Plantation, built in 1839, is situated between New Orleans and Baton Rouge. The site of many movies, the quarter-mile canopy of giant live oak trees, believed to be 300 years old, is a spectacular site.
- Foods like boiled crawfish, jambalaya, shrimp etouffee, and gumbo make the cajun and creole cuisine of Louisiana the envy of the nation.
- Last year, an estimated 23.5 million U.S. resident visitors came to Louisiana.
- Louisiana is home to Mardi Gras, New Orleans Jazz, Creole culture, stately riverboats and some of the finest cuisine in the world.



The East Brown Pelican is Louisiana's State Bird.

LOUISIANA FACTS

NICKNAME:The Pelican State
ADMITTED TO UNION: April 30, 1812
STATE COLORS:Gold, white and blue
STATE BIRD:Brown Pelican
STATE DOG:Catahoula Leopard Dog
STATE TREE:Bald Cypress
STATE FLOWER:Magnolia
CLIMATE:Subtropical



Situated on the banks of the mighty Mississippi River, the New Orleans skyline is one of the most recognizable in America. The city is a thriving metropolitan area that still maintains the traditional charm of a time long gone.



Millions of visitors from around the world come to New Orleans each year to participate in Mardi Gras, a two-week party that includes more than 60 parades.



The French Quarter of New Orleans joins progressive technology with traditional Southern charm. Take a carriage ride through the heart of New Orleans and discover that even today it still maintains many of its traditional European roots.



LOUISIANA LAGNIAPPE

ATCHAFALAYA: \a-chaff-a-LIE-a\ n. Louisiana's famed undeveloped wetland.

BEIGNET: \ben-YAY\ n. A tasty French doughnut without the hole.

BOUDIN: \BOO-dan\ n. Hot, spicy pork mixed with onions, cooked rice and herbs and stuffed in sausage casing.

ETOUFFEE: \ay-too-FAY\ n. Crawfish or shrimp in a delightfully spicy red sauce.

GUMBO: \GUM-boe\ n. A delicacy of South Louisiana. A thick, robust soup with thousands of variations, only a few of which are Shrimp Gumbo, Chicken Gumbo, and File' Gumbo.

KREWE: \crew\ n. An organization that puts on Mardi Gras balls and parades.

LAGNIAPPE: \LAHN-yap\ n. A little something extra.

PO-BOY: - n. A sandwich extravaganza of either shrimp, oyster, roast beef, etc., that's served on a crispy-cruste loaf bread called French Bread.

VIUX CARRE: \vyuh-kah-RAY\ n. The French name for the French Quarter meaning "Old Square."

“You don’t get the feel for college basketball at other places the way you do at the **Deaf Dome at LSU....**”

—*Dick Vitale, ESPN/ABC commentator*



It was known as the place Pete built, so it was probably fitting that the LSU Assembly Center was renamed the Pete Maravich Assembly Center shortly after the superstar’s tragic passing in 1988. Now into its fourth decade as the venue for the LSU men’s basketball team, it is a building full of memories and magical moments. Some are distant, some seem just like yesterday. It still remains one of the premier venues in the South to watch college basketball. In 1999-2000, as the Tigers drove for the SEC championship, the Deaf Dome atmosphere was again at its height. Tickets for SEC games were hard to get, the student body was joined by the rest of the

crowd in creating an atmosphere that could only be described as “raucous.” That atmosphere was there last season as LSU defeated top-ranked Arizona and made a late season run to the NCAA Tournament. This will mark the 33rd season of play for the Tigers in the Assembly Center during the 2003-2004 season and total paid attendance has topped the five million mark.





FACTS ABOUT THE PMAC

- SEATS 14,164 SPECTATORS
- \$11.5 MILLION BUILDING, ONE OF THE MOST VISIBLE STRUCTURES ON CAMPUS
- SITE OF TWO NCAA REGIONAL BASKETBALL TOURNAMENTS: 1976, 1986
- SITE OF FIVE NIT EVENTS: 1982, 1983, 1987, 1989, 2002
- EAST-TO-WEST, YOU CAN PUT A FOOTBALL FIELD AND STILL HAVE ALMOST 33 YARDS OF SPACE LEFT.
- NORTH-TO-SOUTH, YOU CAN PUT ANOTHER GRIDIRON AND HAVE ABOUT 13 YARDS EXTRA.
- THERE ARE OVER ONE-FIFTH OF A MILLION SQUARE FEET ENCLOSED AND OVER ONE-QUARTER OF A MILLION SQUARE FEET THROUGH OUT FOR A TOTAL OF 3,113,380 CUBIC FEET.
- A TOTAL OF 1,750 TONS OF AIR CONDITIONING KEEPS THE INTERIOR AT YEAR-ROUND COMFORT.
- SET TO UNDERGO A MULTI-YEAR RENOVATION PROJECT WHICH BEGAN LAST YEAR WITH A NEW LIGHTING SYSTEM.
- FUTURE PLANS INCLUDE CONCOURSE RENOVATION AND ALL NEW SEATING IN THE ARENA.



National Spotlight

INTRO

THIS IS LSU

PLAYERS

COACHES

REVIEW

PREVIEW

RECORDS

HISTORY

LSU

MEDIA



LSU is one of the most widely recognized programs on the national forefront. It is among the most frequently-covered programs in the nation, while also being the largest media draw in the state of Louisiana. With its constant national visibility, millions of college basketball fans throughout the country see, read and hear about LSU basketball on a daily basis.





Joe Dean Jr. and Tim Brando call the action on Jefferson Pilot.




Dick Vitale enjoying a pre-game workout.






Through the years LSU has graced the covers of Sports Illustrated. Pete Maravich, Chris Jackson and Shaquille O'Neal all graced the covers when they were the premier college plays of their era.



Right: LSU's Jaime Lloreda graced the cover of the 2003 Athlon College Basketball magazine.



Locker Room

INTRO

THIS IS LSU

PLAYERS

COACHES

REVIEW

PREVIEW

RECORDS

HISTORY

LSU

MEDIA



LSU's dressing room area ranks among some of the finest in college basketball. The project started prior to the 1997-98 season and was completed in time for the 1998-99

basketball season. The spacious locker room features wide dressing areas with mirrors for each player, including a locker and storage bin. Fully carpeted and well-lit, the locker room is immediately adjacent to the shower room, training facility and the squad room.




The locker room, located downstairs in the Maravich Assembly Center, includes a big screen television to review video tapes of practice and upcoming opponents as well as a wall-mounted marking board for messages and strategy sessions.



Deumite-McKay Squad Room

The Norman Deumite-Matt McKay Squad Room gives the LSU basketball program one of the finest basketball meeting rooms in the country. Located adjacent to the team dressing room in the Maravich Assembly Center, the Deumite-McKay Squad Room has seating for 20 student-athletes. The room features plush individual seating in a comfortable theater-like atmosphere. In addition, the room has all of the audio and visual accompaniments necessary for meetings, reviewing of game tapes and lectures. The addition to the Maravich Assembly Center and the LSU athletic physical plant was made possible in large part by Norman Deumite and Matt McKay, who made a sizeable financial contribution for the purpose of building the facility.



INTRO

THIS IS LSU

PLAYERS

COACHES

REVIEW

PREVIEW

RECORDS

HISTORY

LSU

MEDIA

Strength & Conditioning

INTRO

THIS IS LSU

PLAYERS

COACHES

REVIEW


PREVIEW

RECORDS

HISTORY

LSU

MEDIA



The LSU strength and conditioning facility was built in 1997 and features the latest in both strength training and cardiovascular training equipment. Measuring 10,000-square feet, LSU has one of the finest strength and conditioning facilities in the nation. LSU strength and conditioning team took a new direction in 2000 under strength coach Tommy Moffitt. Moffitt, who was named the 1999 Collegiate Football Strength and Conditioning Coach of the Year by the Professional Football Strength and Conditioning Coaches Society, is in charge of the LSU strength and conditioning facility, located in Tiger Stadium.

Strength and conditioning can be the heart and soul of an athletic program's success, and LSU has taken great strides to improve its strength program and facilities.



More Info:
www.lsusports.net/fb/ipix/fbweight.htm

Want to see more of the Tiger's Weight Room? Take an IPIX 360° virtual tour on the LSU Athletic Department web site.

LINK

Dr. Martin J. Broussard Athletic Training Center

INTRO

THIS IS LSU

PLAYERS

COACHES

REVIEW


PREVIEW

RECORDS

HISTORY

LSU

MEDIA



The LSU Athletic Training Pharmacy is the only one of its kind in college athletics. Staffed by pharmacist Kevin Denoux, the LSU Athletic Training Pharmacy provides the Tigers with first-class service in a convenient location.



Dr. Don Peavy conducts eye exams for LSU's student-athletes in a convenient location in the Broussard Center for Athletic Training.



LSU's Broussard Center for Athletic Training boasts some of the most technologically advanced equipment to aid the recuperation and rehabilitation of LSU's student-athletes.

LSU boasts the largest and most complete athletic training facility in all of collegiate athletics. Focused on aggressive rehabilitation, the Broussard Center for Athletic Training is furnished with the latest in technology and equipment. Some of the features of the 23,000-square foot facility include an on-site x-ray room, an in-house pharmacy, as well as state of the art hydrotherapy pools. The Broussard Center for Athletic Training is equipped with the largest hydrotherapy pools in both collegiate and professional sports and is one of the few collegiate training centers with a full-service pharmacy, as well as on-site x-ray room. LSU is also the only school in college athletics with a training room equipped with a full-service vision center. The facility is named in honor of legendary trainer Dr. Martin J. Broussard, who served as LSU's athletic trainer for several decades.



LSU's training staff consists of some of the finest athletic trainers in the nation with a vast knowledge and experience in the field. Three full time trainers work closely with the LSU football program as well as many graduate assistants and student-trainers.





The outstanding LSU training staff prepares the Tigers for practice and on gameday.



The staff of the Broussard Center for Athletic Training treats student-athletes on a daily basis.



Dr. Martin J. Broussard with LSU running back Billy Cannon in 1959

1919-2003

Dr. Martin J. Broussard

LSU's multi-million dollar athletic training facility is named in honor of Dr. Martin J. Broussard, the legendary trainer whose career spanned over 40 years at LSU, having been appointed to the position of head athletic trainer in 1948. Following his semi-retirement from the day-to-day work as trainer in 1993, he continued to serve the Athletic Department as an Assistant to the Athletic Director through 2001 giving him well over 50 years of service to the Athletic Department.

As a student-athlete at LSU, Broussard lettered in baseball and track and field in the mid-1940s, winning the Southeastern Conference broad jump title in 1944 and finishing second in the 200-yard dash. He was the high point scorer of any athlete in the 1944 SEC meet in Birmingham.

Broussard went on to play professional baseball, but served as student trainer for the football team during his undergraduate days. After receiving his B. S. in 1945 from LSU, he served single seasons as the head athletic trainer at the University of Florida and Texas A&M University before coming to LSU to begin a career that continued almost until his death.

Broussard received his master's of science degree from LSU in 1960, followed by his doctorate in 1967. He was promoted to full professor in 1970 and taught in the Health and Physical Education Department for over 40 years.

As a distinguished colleague in the field of athletic training, Broussard was one of five people to establish the governing body, the National Athletic Trainers Association as well as one of three people to establish the Southeastern Conference Trainer's Association. Over the years, he has served on the NATA's Board of Directors and the Ethics Committee and was acting President of the SEC Trainer's Association on three occasions.

Among his many accomplishments was the formulation of "Quick Kick", an isotonic drink used to replace liquids, vitamins and the electrolytes lost through sweating. His articles on training have been published on numerous occasions. He was a trainer for the Pan American Games in 1955 and the U.S. Olympic team in 1960. In 1963, the Rockne Foundation named him Trainer of the Year. In 1978, Broussard was named to the NATA Hall of Fame followed by the Louisiana Athletic Trainer's Hall of Fame in 1982.





NATIONAL CHAMPIONS

1935

SEC CHAMPIONS

1935

1953

1954

1979

1981

1985

1991

2000

NCAA FINAL FOUR

1953

1981

1986

NIT FINAL FOUR

1970

- 51** First Team All-SEC Selections
- 33** Academic All-SEC Honors
- 7** First Team All-Americans
- 20** Postseason Appearances
- 3** NCAA Final Four Appearances
- 1** NIT Final Four Appearance
- 1** National Title
- 8** Southeastern Conference Titles
- 11** NBA First-Round Draft Picks
- 1** NBA No. 1 Pick
- 2** NBA No. 2 Picks
- 2** NBA No. 3 Picks
- 3** Members NBA at 50 Team
- 2** College National Players of the Year

NCAA TOURNAMENT APPEARANCES

1953	1988
1954	1989
1979	1990
1980	1991
1981	1992
1984	1993
1985	2000
1986	2003
1987	

LSU Champs




1991

National Player of the Year
Shaquille O'Neal



1981

National Coach of the Year
Dale Brown



1970

National Player of the Year
Pete Maravich

Champions

Tigers in the NBA

INTRO

THIS IS LSU

PLAYERS

COACHES

REVIEW

PREVIEW

RECORDS

HISTORY

LSU

MEDIA



Jabari Smith (above) as a member of the Philadelphia 76ers. Stromile Swift (left), a member of the Memphis Grizzlies, was the second pick in the 2000 NBA Draft.

The LSU basketball program has a lasting legacy in the history of the National Basketball Association and that fact has been well documented by two separate occurrences in the last 10 years.

First in 1992, Shaquille O'Neal was taken as the first overall pick in the draft by the Orlando Magic. He was the first Southeastern Conference player taken as the top overall pick in the NBA draft.

Then in June 2000, Stromile Swift was taken as the second overall pick in the draft by the Vancouver (now Memphis) Grizzlies. It marked the fifth time a Tiger player had been chosen in the top three picks in the draft, joining Bob Pettit (2nd pick, Milwaukee - 1954), Pete Maravich (3rd pick, Atlanta - 1970), Chris Jackson

FIRST ROUND DRAFT CHOICES SINCE 1990
1990
Chris Jackson Denver Nuggets (3rd pick)
1991
Stanley Roberts Orlando Magic
1992
Shaquille O'Neal Orlando Magic (1st pick)
1993
Geert Hammink Orlando Magic
2000
Stromile Swift Vancouver Grizzlies (2nd pick)

(3rd pick, Denver - 1990), and Shaquille O' Neal (1st pick, Orlando-1992).

In all, LSU has had 11 first round NBA draft picks. Others besides O'Neal, Swift, Pettit, Maravich and Jackson include: 1952 -- Joe Dean, Indianapolis; 1983 -- Howard Carter, Denver; 1985 -- Jerry Reynolds, Milwaukee; 1986 -- John Williams, Washington; 1991 -- Stanley Roberts, Orlando; 1993 -- Geert Hammink, Orlando.

Since 1952, 44 LSU players have been chosen by teams in the NBA draft. Plus there are countless others who have and are presently playing for teams abroad. In all, a total of 26 players have logged regular season minutes in either the NBA or the ABA.

NBA'S 50th ANNIVERSARY TEAM



Pete Maravich



Bob Pettit



Shaquille O'Neal

LSU was one of just two colleges to have three players named to the NBA's 50th anniversary team. The three players have all had a profound influence on the pro game, much like their college careers which can be found on pages 195-197 of this book.

In the pro game, Pettit, also named to the league's 25th and 35th anniversary teams was the NBA Rookie of the Year and an 11-time All-Star. He was a four-time All-Star MVP and twice (1956, 1959) league MVP.

Maravich never won an NBA championship, but his magical play dazzled fans and opponents alike. He led the NBA in scoring in 1977 with 31.1 ppg. He averaged over 24 points in 10 NBA seasons.

O'Neal was the first LSU and SEC player to ever be drafted No. 1 by Orlando. He now plays for the L. A. Lakers where he has led the Lakers to the 2000 and 2001 NBA championships and was named the Finals Most Valuable Player both years.

THE FIVE INDIVIDUALS

on this page are the only men to have their jerseys retired by LSU. Basketball has retired the No. 23 for Pete Maravich, No. 50 for Bob Pettit, Jr., and No. 33 for Shaquille O'Neal. Football's only retired jersey is the No. 20 worn by Billy Cannon, while baseball retired the No. 15 in honor of longtime coach and current athletics director Skip Bertman.



Bob Pettit, Jr.

Led LSU to its first NCAA Final Four in 1953 and he later became the first player in NBA history to exceed the 20,000-plus point barrier. Pettit is a member of the NBA Hall of Fame and in 1997 he was named as one of the top 50 players in NBA history.



Billy Cannon

One of the true legends of college football in the South, Cannon was the 1959 Heisman Trophy winner and helped the Tigers to the 1958 national title. Cannon's most memorable performance came in 1959 against Ole Miss when No. 1 Tigers trailed No. 3 Ole Miss 3-0 in the fourth quarter. He fielded a punt, broke seven tackles and returned it 89 yards for the 7-3 LSU victory. He went on to a successful 11-year professional career.



Shaquille O'Neal

Was the first pick in the 1992 NBA Draft. He was named MVP of the league in 2000 and was a three-time NBA Finals MVP after leading the Los Angeles Lakers to three World Championships. At LSU, O'Neal averaged 21.6 points and 13.6 rebounds for his career, and in 1991, he was named the World's Amateur Athlete of the Year as well as SEC Athlete of the Year and National Player of the Year. In 1997, he was named as one of the top 50 players in NBA history.



Pete Maravich


"Pistol Pete," Maravich still holds the NCAA record for career points with 3,667 and for career scoring average with 44.2 points a game. He was selected the National Player of the Year in 1970 after leading the Tigers to the NIT Final Four. He scored 50+ points an amazing 28 times. He went on to a 10-year professional career and was selected as one of the NBA's 50 greatest players in 1997.



Skip Bertman


A legend in the college baseball ranks, Bertman created a dynasty at LSU, guiding the Tigers to five national titles in a 10-year stretch from 1991-2000. He also skippered the United States to a bronze medal at the 1996 Olympics in Atlanta and was an assistant on the gold medal-winning U.S. squad in Seoul, Korea in 1988. Bertman retired from coaching following the 2001 season and is currently the LSU athletic director.

LSU's Success in each of its 20 sports is evident with this outstanding list of Tigers.



Y.A. Tittle

A standout quarterback for the Tigers from 1944-47, Tittle went on to a Hall of Fame NFL career spanning 15 seasons where he was selected NFL MVP on two occasions ('57 and '62).



Peta-Gaye Dowdie

A 19-time All-American, Dowdie was a member of three NCAA Championship teams during her time at LSU and went on to compete for her native Jamaica at the 2000 Sydney Olympics.



Walter Davis

An Olympian in 2000, Davis helped LSU to national titles in 2001 and 2002. The SEC Male Athlete of the Year in 2002, he won six NCAA titles and earned a school-record nine All-America honors.



Marie Ferdinand

The eighth pick overall in the 2001 WNBA draft by the Utah Starzz. A First-Team All-American in 2000-01 who helped the Lady Tigers to the Elite Eight in 2000 and to the NCAA Tournament three times. She is a two-time WNBA all-star selection.



Meredith Duncan

The nation's top collegiate golfer in 2002, Duncan left LSU as the schools best female golfer. She earned first-team All-America honors as a senior in 2002 and won the United States Women's Amateur Championship in 2001.



Pat Henry

Has led the LSU track and field program to 25 national championships and 19 SEC titles. The only coach to win both men's and women's titles in the same year.




Nicki Arnstad

The 2002 NCAA Floor Exercise Co-Champion, Arnstad became the first LSU gymnast to win a national title. She was a two-time All-American and won the NCAA Central Regional Floor and All-Around Championships.



Josh Reed

Reed re-wrote both the SEC record book with 94 receptions for 1,740 yards on his way to winning the Biletnikoff Award in 2001. A consensus first-team All-America selection, he led the nation in yds. per game (145.0). Reed ended his career with an SEC record 3,001 yards receiving on 167 catches.



David Toms

The two-time SEC Player of the Year, Toms has gone on to a successful career on the PGA Tour. Among his PGA Tour victories was a thrilling win at the PGA Championship in August of 2001.



Todd Walker

Capped his LSU career as the SEC's all-time leader in hits, runs, RBIs, and total bases. Walker, who is a member of the All-Time College World Series Team, led LSU to the national title in 1993.



Ben McDonald

Named National Player of the Year in 1989 and he was later the first player chosen in the Major League Baseball Draft by the Baltimore Orioles.

Prominent LSU Alumni

INTRO

THIS IS LSU

PLAYERS

COACHES

REVIEW

PREVIEW

RECORDS

HISTORY

LSU

MEDIA

While LSU continues to make its mark on the playing field, winning **40 national** titles the state's flagship University continues to be a breeding ground for some of the **greatest minds** in the world past and present.



Mary L. Landrieu

Became the first woman from Louisiana elected to a full term in the United States Senate in 1997.



Dr. James Andrews

A world-renowned orthopedic surgeon. Andrews is a 1963 graduate of LSU and a 1967 graduate of LSU Medical School. While at LSU, Andrews won the SEC indoor and outdoor titles in the pole vault.



Reinosuke Hara

Researched at LSU in the 1950s and then later received the honorary Doctorate of Science degree from LSU in 1992. Currently is Vice-Chairman of Seiko Instruments.



Harry Longwell

graduated from LSU in 1963 with a Bachelor's degree in Petroleum Engineering and currently is Executive Vice President of ExxonMobil.



Carlos Roberto Flores

Currently president of Honduras, a position to which he was elected in 1997. Flores is married to the former Mary Carol Flake, also an alumnus of LSU.



Jim Flores

Graduated from LSU and currently is the Vice Chairman of Ocean Energy, the World's Leader in Oil Exploration, based in Houston, Texas.



Shaquille O'Neal

Three-time NBA champion and 2000 league MVP Shaquille O'Neal joined the long list of prominent LSU alumni when he earned his degree in General Studies in December 2000.



Kevin Faulk

Excelled in both the classroom and on the playing field as he graduated in just 3 years. Faulk is currently a member of the 2002 Super Bowl Champion New England Patriots.

OTHER NOTABLE ALUMNI

- **Elizabeth Ashley**, actress
- **John Ed Bradley**, novelist and Sports Illustrated writer.
- U.S. Senator **John Breaux**
- **Bill Conti**, Academy Award-winning Hollywood composer
- **Max Faget**, a graduate of LSU in the 1940's, has often been called the "Father of Manned Spacecraft." Faget, LSU's Alumnus of the Year, designed the Gemini and Mercury spacecraft both of which served a significant role in America's quest to put a man on the moon.
- Current **Louisiana Governor Mike Foster** graduated from LSU with a Bachelor's degree in 1952.
- **Julie Giroux**, Emmy Award-winning composer

- **Eddie Jones**, a 1963 graduate of LSU in accounting, Jones is currently the **President/Chief Operating Officer of the Miami Dolphins**. In 2001 he was selected to the LSU Alumni Hall of Distinction.
- A journalism graduate from LSU in 1966, **Thomas O. Ryder** is Chairman of the Board of the American Express Publishing Corporation.
- **Dolores Spikes**, president of the University of Maryland-Eastern Shore
- **Joanne Woodward**, Academy Award-winning actress.
- Seven **LSU** petroleum engineering alumni are **heads of major oil companies**.



Lod Cook

Graduated from LSU with a bachelor's degree in Mathematics in 1955 and then earned his Master's degree in Petro Engineering in 1955. Cook served as CEO of ARCO for nine years.



James Carville

Received both a Bachelor's degree and Law degree from LSU. Carville gained fame in the 1990's as the chief campaign strategist for Bill Clinton and Al Gore. Carville also penned a best-selling memoir titled *All's Fair: Love, War and Running for President*.

Athletics Facilities

INTRO

THIS IS LSU

PLAYERS

COACHES

REVIEW

PREVIEW

RECORDS

HISTORY

LSU

MEDIA



Pete Maravich Assembly Center



Tiger Park



Tiger Stadium



Athletics Administration Building



LSU Natatorium



LSU Soccer Park



W.T. "Dub" Robinson Stadium



Bernie Moore Track Stadium



Alex Box Stadium

LSU Basketball and Louisiana

INTRO

THIS IS LSU

PLAYERS

COACHES

REVIEW

PREVIEW

RECORDS

HISTORY

LSU

MEDIA



68,112

The 1990 game with Notre Dame still ranks as the **largest paid attendance** for a regular season game – **68,112**. The game was a “Hoops to Help” benefit for the homeless, co-sponsored by Comic Relief.



54,321

At the Superdome on Jan. 28, 1989, LSU downed Georgetown 82-80. A record turnstile crowd for a college basketball game of 54,321 and a national television audience looked on as the undermanned Tigers knocked off the second-ranked Hoyas on Ricky Blanton’s layup with one second to play.

12,341

The Tigers began appearing in the Arena setting for the Sugar Bowl Classic in December 1999 when before a nationally televised audience and a Sugar Bowl basketball record crowd of 12,341, LSU upset nationally ranked Oklahoma State.

The Tigers for the second time in three years will make two stops in the city of New Orleans during the 2003-04 basketball season.

LSU will continue its role as the host team for the Nokia Sugar Bowl for the fifth straight year as part of a Dec. 27 televised doubleheader in the New Orleans Arena. The Tigers began appearing in the Arena setting for the Sugar Bowl Classic in December 1999 when before a nationally televised audience and a Sugar Bowl basketball record crowd of 12,341, LSU upset nationally ranked Oklahoma State.

Last year, the Tigers downed Tulane in the teams first meeting in 20 years before a crowd of 11,177 paid to run LSU’s record in the event to 3-1 since the 1999 renewal.

This year, the Southeastern Conference will take on teams from Conference USA, as Mississippi State, back for a second straight appearance, will face Tulane at 3:30 p.m. in the Arena, followed by LSU hosting Alabama-Birmingham at 6 p.m. Fox Sports Net and SEC-TV will again televise the doubleheader.

LSU and the city’s other major college team, UNO, will again play in the UNO Lakefront Arena on Monday, Jan. 12. This will be the second time in three years LSU will play in the Arena against the Privateers.

LSU vs. LOUISIANA

43

- **The Tigers enter the 2003-04 season having won 43 consecutive home games against colleges and universities from the state of Louisiana. The streak is 21 games in the John Brady era as head coach. The last time LSU lost to a Louisiana school at the Maravich Assembly Center goes all the way back to Dec. 6, 1988, when Louisiana Tech beat LSU, 111-109, in overtime. The present streak started two nights later, Dec. 8, when LSU defeated McNeese State, 91-89.**

LSU’s all-time record against Louisiana colleges and universities since the program began is 288-127 (69.4 percent).

When you say New Orleans and Tiger basketball, fans still talk about

the big attendance promotions that LSU sponsored in the Louisiana Superdome in the 1980s and early 1990s.

Three times since Jan. 1988, LSU has defeated teams ranked in the top three in New Orleans, once at the Superdome and twice at Lakefront Arena.

LSU has won 24 of its last 29 games in New Orleans (82.7 percent) and is 19-5 (79.2 percent) in the Superdome/New Orleans Arena venues. In all, the Tigers are 81-60 in games played in New Orleans since 1911.

Tigers in Shreveport

The Tigers will return to Shreveport for the first time since December 1999 when they play Centenary on Jan. 3, 2004. It will be the first time the teams have played in the CenturyTel Center in Bossier City. The two teams last played in Shreveport December 1999 at the Hirsch Memorial Coliseum on the state fair grounds in a game that was designated as LSU’s home game as it marked the return for LSU’s Shreveport connection, Stromile Swift. This year’s contest will be Centenary’s home game, although not at their campus arena, the Gold Dome.



The Nation's Leader In Men's College Basketball

Throughout the history of men's college basketball, the Southeastern Conference has captured eight NCAA Championships and three NIT titles putting the SEC as one of the nation's top basketball conferences.

The SEC had another solid season in 2002-03, advancing at least half of the SEC's member institutions to the postseason for the 25th consecutive year.

SIX TEAMS DANCING AGAIN

The SEC tied its conference record for NCAA Tournament bids this season with six bids for the fifth straight season, tied with the Big XII in number of bids for the 2003 NCAA Tournament. The league tied the record set in 1987 which was again accomplished in 1999, 2000, 2001 and 2002.

The SEC closed the season with six wins in the 2003 NCAA Tournament, tied for fourth in the nation. The SEC did not have a team reach the Final Four for just the fourth time in the last 11 years when Kentucky was eliminated in the Elite Eight. 2003 also marked the 14th straight year the SEC had at least one team advance to the Sweet 16 (Auburn and Kentucky) and the ninth time in 11 years that the conference had a team advance to the Elite Eight.

SPREADING THE WEALTH

Since the 1980-81 season, each of the 12 SEC schools has captured either an SEC divisional, overall or tournament title and 11 different schools have won or shared the SEC Championship since the league's inception in 1933.

The wealth was truly shared last year as the Alabama and Georgia joined the ranks of SEC Divisional Champions. All 12 schools have now won or shared a divisional title.

During the last 15 seasons, six schools captured their inaugural SEC title. Florida began the string by winning the school's first-ever basketball crown in 1989. Georgia followed in 1990. Arkansas won the 1992 title in its first season in the SEC and South Carolina earned the top spot in 1997.

EVERYBODY DANCE

Every team in the SEC has made at least one NCAA Tournament appearance in the last seven editions of the "Big Dance," which shows the balance in the league over the past few seasons.

SEC TRIO HOLDS TOP SPOT IN AP RANKINGS

Kentucky joined Alabama and Florida as SEC teams ranked No. 1 in 2003. The SEC is only the third conference in the history of the Associated Press Poll to have three No. 1s in one season. The ACC had three teams in 1986 (Duke, Georgia Tech and North Carolina) and the Big 8 had three teams in 1990 (Kansas, Missouri and Oklahoma).

SEC LEADS CONFERENCES IN NCAA TOURNEY WINS

With six wins in the 2003 NCAA Tournament, the SEC leads all conferences in wins in the "Big Dance" over the last 10 seasons. The Southeastern Conference has amassed 86 victories since the 1994 NCAA Tournament.

SEC STILL AMONG FINAL FOUR LEADERS

In the last 11 NCAA Tournaments (1993-2003), the SEC's nine Final Four appearances are just behind the ACC's 10 for the most by any conference during that span.

With Florida returning to the Final Four in the 2000 season, the SEC has had a total of four different teams to make the national semifinals, two behind the Big Ten's six.

Florida's Final Four showing gave the SEC its 19th all-time appearance (24th including five appearances by Arkansas prior to joining the SEC). The Gators' win over Oklahoma State in the 2000 East Regional Final was the league's 39th all-time appearance in a regional final (44th including five trips by Arkansas prior to joining the SEC).

SEC SECOND IN POSTSEASON BIDS

With 15 postseason bids for men's and women's basketball, the SEC once again was among the leaders in the nation in postseason appearances in the NCAA and NIT tournaments. The SEC set the record with 19 bids in 1999 and again in 2001. The SEC has led the nation seven times in the last nine years. SEC men's teams and women's teams garnered seven and eight bids, respectively (Men's - 6 NCAA, 1 NIT; Women's - 7 NCAA, 1 WNIT).

CLOSE CALLS

Winning conference games was not easy this season as evidenced by some tight games decided by the slimmest of margins.

Of the 96 conference games played this season, 33 were decided by six points or less, including five overtime games. Meaning 34.4 percent of league games were won in the final minutes.



Tiger Girls/Cheerleaders




Front Row (Kneeling L to R): Leanne Ricciardi, Erin Dauterive, Kami Moore, Denise Dicharry, Ronnie Burke; **Second Row (L to R):** Julie Arbo, Ashley Landry; **Third Row (L to R):** Alice Milford, Anna Meyerchick, Amy Landry, Lindsey Miller, Jamie Montegut; **Back Row (L to R):** Jenna Hatty, Lucy Goree, Megan Lucy, Janeen Bridges

2003-04 Tiger Girls - The popular men's basketball dance group is in its seventh year of performing at the Assembly Center. The Tiger Girls won the 2000 National Dance Team Championship.



Front Row (L to R): Erin Hains, Jeff McDonald, Lauren Keller, Jimmy Gravois, Amy DuBois, Jaime Pylant, Jennifer Arton, Jason Amadeo, Johnathan Bailey, Kerri Chatelain, Chris Baker, Amanda Brown, Scotty Brown, Brittany Arbour. **Second Row (L to R):** Kalie Cain, Brittany Robb, Katie Prechter, Brooke Ladner, Megan Prescott, Melanie Stephens, D'Shay Roberts, Michelle Soileau, Kelley Walker, Amanda Newport. **Back Row (L to R):** Aaron Schneck, Ryan Krenek, Nathan Boudreaux, Rusty Secret, Derrick Townsend, Justin Brice, Josh Ott, Fredrick Billizon, Toby Garcia, Ernie Stokes.

2003-04 Tiger Cheerleaders - The Tiger Cheerleaders are routinely among the tops in the country in annual competitions, having placed in the top five two of the last three years.



TIGERS





2003-04 Outlook

There's an excitement around the LSU basketball team as it prepares for its 2003-04 season.

The returning players are looking to continue the success the program has had the best two years of advancing to post-season play. A highly ranked recruiting class of newcomers has the youthful exuberance needed to be ready to face the grueling schedule of SEC play. But the newcomers know the direction the program is headed under Coach **John Brady** and they want to be a part of the continued progress of the LSU program. They also want to prove they were worthy of all the pre-arrival hype of their recruitment.

The past two seasons, LSU has proven to be one of the hottest teams in the country in late February and early March. People are beginning to notice and give the Tiger coaching staff the credit they deserve and mark them as a team to be thought about for the 2003-04 campaign.

Some pre-season magazines are touting **Jaime Lloreda** as a potential Southeastern Conference Player of the Year based on his strong performances last season. Lloreda shined for LSU in the seven-game winning streak late in the season and as his junior college coach had predicted to John Brady, the former JC Player of the Year played his best against the big opponents, most notably in LSU's wins over top-ranked Arizona and No. 7 Florida in the SEC Tournament.

The native of Panama hit 56.3 percent of his shots from the field, while averaging over two blocks a game, ranking him among the league leaders in blocks and rebounds (9.0 a game).

Xavier Whipple moved into the starting lineup early in

February after a strong performance at the end of a game in Alabama and his steady presence at the point allowed Torris Bright to work free for his shots and allowed the LSU offense to flow. He was a perfect example of a player who hadn't seen tons of playing time in his first year and a half, but dedicated himself to working hard in practice and improving and he was a big factor in the Tigers ability to get back to post-season play in 2003.

Darrel Mitchell didn't start any games his freshman campaign at LSU, but he saw an average of 19.8 minutes a game over 32 contests in 2003. Many times Mitchell was the first off the bench, helping to spark the Tigers offense into high gear. The 2002 Mr. Basketball in the state of Louisiana averaged 7.0 points per game. For the season he hit 42 percent of his three-pointers, including a school-record tying 5-of-5 against Auburn (Feb. 26). Mitchell came into the LSU program full of the fundamentals of the game as learned from his high school coach at St. Martinville who happened to be his father. He quickly adapted those to John Brady's system and proved capable on both offense and defense.

Antonio Hudson enters his junior year hoping to repeat more of the special moments of his freshman year after a sophomore year that saw him struggle at times to put together back-to-back games on a consistent basis. After averaging 10 points and earning All-SEC Tournament honors as a freshman, Hudson averaged 7.5 points a year ago, putting together back-to-back double figure scoring games just once. But Hudson does have starting experience, getting the nod 16 times last season and that could be a big plus.

For almost three full seasons when Torris Bright needed a break at point guard, **Charlie Thompson** would get the call off the bench. The former walk-on was known not as a shooter or scorer, but a solid player who could run the offense for as long as necessary with out getting into much trouble.

Tim Bush spent much of his first year getting his legs back under him after a year away from the game, but was a hard worker in practice who helped the Tigers implement the practice plan each day. He earned appearances in 10 contests and has worked extremely hard in the weight room over the off-season and should be in position to possibly earn more playing time in 2004.

Two walk-ons are also a valuable part of the LSU program - **Josh Maravich** and **Paul Wolfert**. The two sons of former LSU basketball stars worked hard in the program and both saw their first action and scored their first LSU points of their college career.

Also seeing action last year that will return is squad member **Tony Gipson** who played in 11 games early in the season. Gipson averaged 4.5 points per game, hitting 8-of-20 three-pointers. Gipson, who may be one of the quickest players in LSU history, played double figures minutes in five of his 11 appearances.

The Tiger newcomers were ranked among the top recruiting classes in the nation by many of the recruiting services and provide talent at all positions on the court heading into the 2003-04 season.

Mildon Ambres is on the team after a redshirt season in which he practiced with the team. He had a strong prep career at Opelousas High School where he earned honorable mention all-state honors. He average 18.5 points and 12.5 rebounds and can play both the big guard and small forward positions.

Baton Rouge is well represented on the 2003-04 team by **Brandon Bass** and **Darnall Lazare**. Bass played at Capitol High School and was named a McDonald's All-American, a Parade and adidas All-American. The Gatorade Player of the Year in Louisiana averaged 19 points and 14 rebounds. Lazare led Woodlawn High School to back-to-back state championships for Coach Kenny Almond, averaging 15 points and 10 rebounds a game.

Regis Koundjia led Laurinburg Prep in North Carolina to the national prep championship in 2003 and the native of the Central African Republic brings his well-respected talent to Baton Rouge after averaging 20 points and 8.5 rebounds. Koundjia earned third team Parade All-American honors.

Tack Minor of Houston bring national recognition for his scoring ability at Booker T. Washington High in Houston where he averaged 37 points, eight boards and eight assists for the year, including a double-overtime game in which he had 72 points, 22 rebounds and 12 assists.

The prestigious Mr. Basketball winner in the state of Kentucky will play in Baton Rouge this fall in freshman **Ross Neltner**. He averaged 20.2 points and 10.6 rebounds a game and was the top vote getter on the all-state teams chosen by the state high school coaches association.

THE LINEUP

RETURNING STARTERS

NO.	NAME	HT.	WT.	CL.	EXP.	PPG	RPG	A/BPG
14	Jaime Lloreda	6-9	245	Sr.	IVL	12.3	9.0	2.0 B
22	Xavier Whipple	6-2	170	Jr.	2VL	2.7	1.2	1.9 A

RETURNING LETTERMEN

NO.	NAME	HT.	WT.	CL.	EXP.	PPG	RPG	A/BPG
2	Darrel Mitchell	5-11	174	So.	IVL	7.0	2.2	1.7 A
10	Charlie Thompson	6-1	190	Sr.	3VL	0.5	0.5	0.7 A
11	Josh Maravich	6-3	180	So.	IVL	0.6	0.0	0.0
20	Tim Bush	6-6	245	So.	IVL	0.7	1.5	0.4 A
32	Paul Wolfert	6-9	200	So.	IVI	0.8	0.0	0.2 A
42	Antonio Hudson	6-5	206	Jr.	2VL	7.5	2.9	1.9 A

NEWCOMERS

NO.	NAME	HT.	WT.	CL.	NOTES
43	Mildon Ambres	6-5	217	Fr.	Redshirt Opelousas star
30	Brandon Bass	6-8	250	Fr.	Men's team has its Capitol HS star
4	Regis Koundjia	6-9	215	Fr.	Prep School All-Star
35	Darnell Lazare	6-8	215	Fr.	On back-to-back title teams at Woodlawn
3	"Tack" Minor	5-11	185	Fr.	Houston star, had 72 one gm.
45	Ross Neltner	6-9	228	Fr.	Mr. Basketball in Kentucky

The Schedule

The Tigers schedule starts quickly and then takes one of the longest breaks in school history as LSU opens with four home games between Nov. 21 and Nov. 29 and then the Tigers are off for dead week and final exams until facing Utah on Dec. 16 at 8 p.m. on national cable television.

LSU faces nine teams who participated in post-season play a year ago and one team (Georgia) that was eligible to go to the tournament before self-withdrawing.


The Tigers will again play in the Nokia Sugar Bowl Classic in New Orleans and will host Alabama-Birmingham in the nightcap of the televised doubleheader and LSU will also travel this year to play Centenary in a game to be played at Bossier City's Century Tel Center.

LSU is scheduled to play 16 games on television, including ESPN dates with Utah and at Arkansas and a late-February date at the Assembly Center against Kentucky on CBS Sports. In all, 12 of LSU's 16 Southeastern Conference games will be televised this season along with any LSU games in the SEC Tournament in Atlanta.

Overview

Last year's team was a team dominated by veteran players who had been through the wars of the SEC and who grew in talent and stature as the years went by. This year's Tiger team has a balance of players who played substantial minutes, especially in the late run that included a seven-game winning streak. They will need to bring along the young players who certainly come in with the talent to handle what is asked of them, but will have to grow up quickly to adapt to play in the Southeastern Conference.

But the people who run the numerous recruiting services think this group might be the group that can step in and help right away to keep LSU rolling in the right direction. Coach John Brady and his staff will do all they can to help make that happen to get the Tigers to a fourth post-season tournament in the last five years.



20

6-6 * 245 * Forward
Sophomore
New Orleans, La.
Archbishop Shaw HS

Tim Bush's Career Highs

POINTS: 6, vs. Centenary, 1-15-03
REBOUNDS: 3, vs. Centenary, 1-15-03
FGM: 3, vs. Centenary, 1-15-03
FGA: 5, vs. Centenary, 1-15-03
3-PT FGM: 0
3-PT FGA: 1, vs. Centenary, 1-15-03
FTM: 1, vs. Houston, 1-08-03
FTA: 2, twice
ASSISTS: 1, four times
BLOCKS: 0
STEALS: 0
MIN. PLAYED: 13, vs. Centenary, 1-15-03

Highest Scoring Games

1. 6 - vs. Centenary, 1-15-03
2. 1 - vs. Houston, 1-08-03

TIM
Bush

Returned to the game in 2003 after a year off and has worked hard in the off-season to advance himself on the LSU team.

FRESHMAN SEASON (2002-03)


Played in 10 games averaging 0.7 points per game and 1.5 rebounds a contest ... Had best night against Centenary (1-15) when he played 13 minutes, hitting three-of-five shots with three rebounds in a six point effort ... had rebounds in every game with the exception of his last appearance in the SEC Tournament against Arkansas (3-13) ... Had assists in the Delaware State game, the TAMCC, Prairie View and Arkansas contests.

PRIOR TO LSU

Did not play his senior year at Shaw High School ... Averaged 15 points and eight rebounds as a junior, but stock rose tremendously after some strong summer 2001 performances ... Bush was the most valuable player in the 2001 Michael Jordan camp in Santa Barbara, Calif., and was among the top 10 prospects cited at the Great American 2001 Shootout in Denton, Texas.

PERSONAL

Full name is Timothy Daniel Bush ... Born on Dec. 19, 1983 ... Parents are Joseph and Angela Bush ... Right-handed ... Six brothers and sisters ... Cited his Mom and Dad with the biggest influence in his life athletically because, "they worked really hard to keep me focused." ... Undecided on a major ... Favorite food is shrimp pasta ... Names Will Smith as his favorite actor, "Martin" his favorite TV show and the Lakers and Shaquille O'Neal as his NBA favorites.



BUSH'S GAME-BY-GAME TOTALS

2002-03

Opponent	Min.	FG	3FG	FT	REB.	PF/D	A	TO	BLK	STL	PTS
Nicholls State	2	0-0	0-0	0-0	1	0-0	0	0	0	0	0
Delaware State	3	0-0	0-0	0-0	1	0-0	1	0	0	0	0
McNeese State	1	0-1	0-0	0-0	1	0-0	0	0	0	0	0
Texas A&M CC	4	0-0	0-0	0-0	2	0-0	1	0	0	0	0
Prairie View A&M	2	0-0	0-0	0-2	1	0-0	1	0	0	0	0
Houston	3	0-0	0-0	1-2	2	0-0	0	1	0	0	1
Centenary	13	3-5	0-1	0-0	3	0-0	0	1	0	0	6
Arkansas	3	0-1	0-0	0-0	2	1-0	0	1	0	0	0
Auburn	3	0-0	0-0	0-1	2	0-0	0	0	0	0	0
vs. Arkansas	2	0-0	0-0	0-0	0	0-0	1	0	0	0	0
Totals	36	3-7	0-1	1-5	15	1-0	4	3	0	0	7

BUSH'S CAREER TOTALS

YEAR	G/GS	MIN.	FG/FGA	FG%	FG/FGA	FG%	FT/FTA	FT%	REB-AVG	PF/D	AST	TO	BLK	STL	PTS-AVG
2002-03	10-0	36	3-7	.429	0-1	.000	1-5	.200	15-1.5	1-0	4	3	0	0	7-0.7
Totals	10-0	36	3-7	.429	0-1	.000	1-5	.200	15-1.5	1-0	4	3	0	0	7-0.7



TONY Gipson

Will rejoin the team after playing the first semester of the 2002-03 season.

SOPHOMORE SEASON (2002-03)

Played in 11 games during the early part of the season, averaging 9.4 minutes a contest with a scoring average of 4.5 points per game and a 0.9 rebound average ... Had his best game in his final appearance, playing 18 minutes against Centenary (1-15), scoring 14 points, hitting 5-8 field goals, including all four three-point field goal attempts ... Played double figure minutes in five games ... Hit 8-of-20 three-pointers and 18-of-36 overall field goal attempts.



1

6-1 * 160* Guard
Junior
Farmerville, La.
Panola (Texas) JC

Tony Gipson's Career Highs

POINTS: 14, vs. Centenary, 1-15-03
REBOUNDS: 3, vs. Centenary, 1-15-03
FGM: 5, vs. Centenary, 1-15-03
FGA: 8, vs. Centenary, 1-15-03
3-PT FGM: 4, vs. Centenary, 1-15-03
3-PT FGA: 4, vs. Centenary, 1-15-03
FTM: 2, twice
FTA: 3, vs. Nicholls State, 11-22-02
ASSISTS: 1, four times
BLOCKS: 0
STEALS: 2, vs. Texas A&M CC, 12-14-02
MIN. PLAYED: 18, vs. Centenary, 1-15-03

Highest Scoring Games

1. 14 - vs. Centenary, 1-15-03
2. 9 - vs. Nicholls State, 11-22-02
3. 8 - vs. Texas A&M CC, 12-14-02
4. 7 - vs. Prairie View A&M, 12-17-02
5. 4 - vs. McNeese State, 12-7-02

PRIOR TO LSU

Played high school basketball at Farmerville High, earning all-district honors as a junior, but did not play his senior season ... Attended Panola Junior College in Carthage, Texas, and played for Coach Scott Monarch ... Averaged 25 points per game as a freshman in junior college.

PERSONAL

Full name is Nicholas Antonio Gipson ... Right-handed ... Parents are Rosemary Gipson and the late Christopher Ziegler ... Four other brothers and sisters including Teddy, who had an outstanding playing career for the Arkansas Razorbacks ... Born in Farmerville on July 21, 1982 ... Lists his brother, Teddy, as the biggest influence athletically, "because he's my role model" ... Major is general studies ... Loves pizza and hamburgers ... Favorite actor is Chris Tucker ... Favorite NBA team is the Phoenix Suns and favorite athlete other than a basketball player is golfer Tiger Woods.



GIPSON'S GAME-BY-GAME TOTALS

2002-03

Opponent	Min.	FG	3FG	FT	REB.	PF/D	A	TO	BLK	STL	PTS
Nicholls State	13	4-7	0-3	1-3	2	2-0	1	0	0	2	9
Delaware State	6	1-2	1-1	0-0	1	0-0	0	1	0	0	3
McNeese State	9	1-3	0-1	2-2	1	1-0	0	1	0	0	4
Texas A&M CC	15	3-5	1-3	1-2	1	2-0	1	3	0	3	8
Prairie View A&M	14	2-4	1-2	2-2	0	0-0	1	1	0	1	7
Arizona	2	0-0	0-0	0-0	0	0-0	0	1	0	0	0
Tulane	3	0-1	0-1	0-0	0	0-0	0	0	0	0	0
New Orleans	10	1-2	0-1	0-2	2	0-0	0	0	0	1	2
At Georgia	5	0-2	0-2	0-0	0	1-0	1	0	0	0	0
Houston	8	1-2	1-2	0-1	0	0-0	0	0	0	0	3
Centenary	18	5-8	4-4	0-0	3	0-0	0	3	0	0	14
Totals	103	18-36	8-20	6-12	10	6-0	4	10	0	7	50

GIPSON'S CAREER TOTALS

YEAR	G/GS	MIN.	FG/FGA	FG%	FG/FGA	FG%	FT/FTA	FT%	REB-AVG	PF/D	AST	TO	BLK	STL	PTS-AVG
2002-03	11-0	103	18-36	.500	8-20	.400	6-12	.500	10-0.9	6-0	4	10	0	7	50-4.5
Totals	11-0	103	18-36	.500	8-20	.400	6-12	.500	10-0.9	6-0	4	10	0	7	50-4.5



ANTONIO Hudson

42

6-5 * 206 * Guard
Junior
Grambling, La.
Grambling HS

Antonio Hudson's Career Highs

- POINTS:** 24, vs. Vanderbilt (SECT), 3-07-02
- REBOUNDS:** 9, vs. Arizona, 12-21-02
- FGM:** 9, vs. Mississippi State, 2-13-02
- FGA:** 14, vs. Arizona, 12-21-02
- 3-PT FGM:** 4, three times
- 3-PT FGA:** 7, twice
- FTM:** 11, vs. Georgia (SECT), 3-08-02
- FTA:** 12, vs. Georgia (SECT), 3-08-02
- ASSISTS:** 5, vs. Florida, 1-28-03
- BLOCKS:** 2, three times
- STEALS:** 5, twice
- MIN. PLAYED:** 42, vs. Mississippi State, 2-13-02

Highest Scoring Games

- 1. 24 - vs. Vanderbilt (SECT), 3-7-02
- 2. 23 - vs. Mississippi State, 2-13-02
- 2. 23 - vs. Georgia (SECT), 3-8-02
- 4. 20 - vs. Arizona, 12-21-02
- 5. 19 - vs. Southern, 11-19-01
- 6. 18 - at Arkansas, 1-22-03
- 7. 16 - at Hawaii-Hilo, 11-24-01
- 7. 16 - at New Orleans, 12-18-01
- 7. 16 - at Alabama, 1-5-02
- 7. 16 - at Auburn, 3-2-02
- 7. 16 - vs. Miss. State (SECT), 3-9-02

2002 All-SEC Tournament


Hopes to regain his freshman season form when he was named All-SEC Tournament leading the Tigers to the 2002 NIT.

SOPHOMORE SEASON (2002-03)

Started 16-of-32 games, averaged 25.2 minutes a game, scoring 7.5 points per game and 2.9 rebounds a game ... Also averaged 1.9 assists per game and 1.3 steals per game ... Hudson's best game of the year came at a good time for LSU, scoring 20 in the win over top-ranked Arizona (12-21) ... In 35 minutes, Hudson was 7-of-14 from the field, 3-of-5 from three-point range with nine rebounds ... The 20-points against the Wildcats was his fourth career 20-plus point effort at LSU ... Had back-to-back double figure scoring games only once in the season: 18 at Arkansas (1-22) followed by 12 at Mississippi State (1-25) ... 11 games in double-figure scoring ... In the win against Auburn (2-26) had five steals, which led to many of his four assists.

FRESHMAN SEASON (2002-03)

Finished the season with a 10.3 scoring average, playing in all 34 games, starting 16 ... Averaged 28.1 minutes per game ... Hit 43 three-pointers and 38.7 percent of his trey attempts ... Also averaged 3.3 rebounds a game and 1.56 assists a contest ... Fourth on the team in scoring ... Became the first LSU player to make the All-SEC Tournament team since 1993 with his three-game performance at the Georgia Dome in Atlanta ... Hudson in three games played 109 minutes, hit 19-of-35 field goal attempts (54.3 percent), 6-of-10 three-point field goals (60.0 percent) and 19-of-23 free throws



HUDSON'S CAREER TOTALS

YEAR	G/GS	MIN.	FG/FGA	FG%	FG/FGA	FG%	FT/FTA	FT%	REB-AVG	PF/D	AST	TO	BLK	STL	PTS-AVG
2001-02	34-16	957	124-288	.431	43-111	.387	60-91	.659	113-3.3	55-1	53	52	11	42	351-10.3
2002-03	32-16	806	86-213	.404	27-89	.303	40-59	.678	94-2.9	65-0	62	45	12	42	239-7.5
Totals	66-32	1763	210-501	.419	70-200	.350	100-150	.667	207-3.1	120-1	115	97	23	84	590-8.9



(82.6 percent), while averaging 21.0 points and 4.0 rebounds a game for LSU ... Hudson scored 24 in a first-round win over Vanderbilt, 23 in the quarterfinal win over Georgia and 16 in the narrow semifinal loss to Mississippi State ... SEC Tournament performance left many writers wondering how Hudson got left off league all-freshman team ... Finished with double figure scoring in seven of the last 11 games ... Best game of 24 was against Vandy in the SEC Tournament with 23 points against Mississippi State and Georgia.

PRIOR TO LSU

Played basketball for Coach Michael Lyons at Grambling High ... Four-time all-district first team, District MVP twice ... First-team all-state three years, All-State MVP ... Averaged 30.5 points per game, 10.5 rebounds, five assists and four steals ... Two-time Shreveport Times Player of the Year ... McDonald's All-America nominee ... Also played baseball at Grambling (pitcher, shortstop) for Coach Cecil Gray ... Two-year member of the National Honor Society.

PERSONAL

Born in Minden on July 23, 1983 ... Full name is Antonio Eugene Hudson ... Nickname is Tonio ... Parents are Eugene Hudson, Jr., and Sandra Hudson ... Major is liberal arts with a concentration in African-American studies ... Enjoys shooting pool and eating pizza ... Favorite female singer is Mariah Carey and favorite TV shows are Fresh Prince and Martin ... Chose LSU because "it was a dream to play for a major program, like LSU, plus it's at home."



Player Profiles

INTRO

THIS IS LSU

PLAYERS

COACHES

REVIEW

PREVIEW

RECORDS

HISTORY

LSU

MEDIA



HUDSON'S GAME-BY-GAME TOTALS

2002-03

Opponent	Min.	FG	3FG	FT	REB.	PF/D	A	TO	BLK	STL	PTS
Nicholls State	22	2-7	0-2	0-0	3	1-0	2	3	1	3	4
South Alabama	27	2-6	1-3	0-0	8	2-0	4	2	0	0	5
Vs. Texas A&M	28	3-13	1-6	0-0	4	2-0	3	0	0	2	7
Delaware State	23	5-7	1-1	1-1	1	1-0	1	1	1	1	12
McNeese State	21	1-3	0-1	0-0	2	4-0	1	0	0	0	2
Texas A&M CC	22	4-5	1-1	3-3	1	2-0	2	1	0	3	12
Prairie View A&M	24	2-7	2-6	1-2	0	1-0	0	2	0	0	7
Arizona	35	7-14	3-5	3-5	9	3-0	1	2	1	1	20
Tulane	29	3-5	1-2	0-0	0	4-0	3	1	0	0	7
New Orleans	26	4-11	1-3	2-3	0	2-0	2	1	0	1	11
At Georgia	26	1-6	0-3	1-2	1	2-0	0	1	0	1	3
Houston	30	3-8	1-4	3-4	3	3-0	4	1	0	4	10
Miss. State	38	1-4	1-2	1-2	2	0-0	3	1	0	3	4
Centenary	18	5-6	1-1	1-1	1	0-0	2	0	0	0	12
Ole Miss	34	3-12	0-5	1-1	3	4-0	1	2	1	0	7
At Arkansas	37	6-9	1-3	5-7	2	3-0	2	1	0	2	18
At Miss. State	33	5-11	2-6	0-1	3	4-0	3	2	1	2	12
Florida	32	2-12	1-5	2-3	3	4-0	5	3	1	1	7
At Alabama	22	1-5	0-2	2-2	2	3-0	2	2	0	0	4
South Carolina	7	0-1	0-0	0-0	2	2-0	1	0	0	0	0
At Auburn	26	3-6	1-4	0-0	3	2-0	1	3	0	1	7
Vanderbilt	27	4-7	1-2	3-6	8	2-0	2	2	0	2	12
At Kentucky	21	0-2	0-0	0-0	1	2-0	1	0	0	2	0
Arkansas	20	2-6	0-2	0-0	3	3-0	2	3	0	2	4
Auburn	26	2-4	2-2	2-2	7	0-0	4	1	1	5	8
At Tennessee	18	1-4	0-2	1-2	1	1-0	2	0	0	0	3
At Ole Miss	25	2-6	1-3	5-7	7	3-0	1	2	0	0	10
Alabama	14	1-5	0-2	0-0	1	2-0	0	2	0	1	2
Arkansas	22	2-6	1-3	2-2	4	0-0	1	0	2	0	7
Florida	18	2-2	1-1	0-0	2	1-0	4	1	0	0	5
Miss. State	29	5-6	1-1	0-1	5	1-0	0	1	1	5	11
Purdue	26	2-7	1-6	1-2	2	1-0	2	4	2	0	6
Totals	806	86-213	27-89	40-59	94	65-0	62	45	12	42	239

2001-02

Opponent	Min.	FG	3FG	FT	REB.	PF/D	A	TO	BLK	STL	PTS
Campbell	25	5-10	1-3	0-0	1	1-0	1	1	0	0	11
Southern	25	7-12	0-3	5-6	4	1-0	2	0	0	0	19
Vs. Weber State	38	5-11	1-2	1-4	6	1-0	4	0	1	1	12
At Hawaii-Hilo	27	6-10	1-2	3-4	1	2-0	1	1	0	1	16
Vs. Mercer	12	0-3	0-2	2-2	0	0-0	0	3	0	0	2
Towson	24	3-6	1-3	1-2	3	0-0	1	1	0	2	8
Northwestern St.	23	4-11	1-3	0-1	1	1-0	2	1	0	3	9
UL-Lafayette	9	0-2	0-1	0-0	2	0-0	0	1	0	0	0
McNeese St.	29	4-5	1-1	4-4	3	1-0	2	2	0	4	13
At New Orleans	38	5-9	4-5	2-2	6	3-0	2	2	0	1	16
Houston	11	0-3	0-3	0-0	0	1-0	2	0	0	1	0
Vs. Miami	12	1-3	0-1	1-2	2	1-0	0	0	0	0	3
Nicholls State	36	5-9	1-3	3-6	5	1-0	4	1	1	4	14
At Alabama	23	6-7	4-4	0-0	3	0-0	2	0	0	0	16
Arkansas	27	4-9	3-5	0-1	1	2-0	1	0	0	3	11
At Florida	24	3-8	1-3	0-0	3	0-0	1	3	1	1	7
Auburn	20	2-4	0-1	0-0	1	3-0	0	0	1	0	4
At Ole Miss	37	3-8	1-2	1-4	5	1-0	2	2	1	0	8
At Miss. State	23	1-3	1-3	1-2	2	2-0	1	2	0	1	4
Tennessee	29	3-9	2-5	0-0	6	3-0	3	2	0	2	8
Alabama	23	1-7	0-4	0-1	1	3-0	0	2	0	2	2
At Vanderbilt	22	3-9	0-2	0-3	8	2-0	2	1	0	0	6
Kentucky	28	0-5	0-2	0-0	4	0-0	2	3	1	1	0
Miss. State	42	9-17	4-7	1-2	7	4-0	1	3	0	2	23
At Arkansas	26	1-6	1-5	5-6	2	5-1	2	2	0	0	8
At S. Carolina	35	3-11	3-7	5-6	3	3-0	3	4	0	2	14
Georgia	37	4-12	2-5	3-4	3	1-0	4	0	2	3	13
Ole Miss	29	4-8	0-1	1-2	3	1-0	2	3	1	1	9
At Auburn	38	6-13	2-4	2-3	5	3-0	1	2	0	3	16
Vs. Vanderbilt	36	8-14	2-4	2-3	5	3-0	1	2	0	3	15
Vs. Georgia	35	5-11	2-3	11-12	3	2-0	0	0	0	1	23
Vs. Miss. State	38	6-10	2-3	2-4	4	3-0	0	2	1	0	16
At Iowa	33	4-12	1-4	0-0	3	2-0	1	3	0	1	9
Ball State	33	3-11	1-5	0-1	7	1-0	4	3	1	1	7
Totals	957	124-288	43-111	60-91	113	55-1	53	52	11	42	351



JOSH Maravich

Hard working walk-on who is the son of the late Pete Maravich.

FRESHMAN SEASON (2002-03)

Played in seven games, making both of his field goal attempts during the season, scoring two points against Prairie View (12-17) and Houston (1-8) ... Appeared in the McNeese State (12-7), Prairie View (12-17), Houston (1-8), Centenary (1-15), Arkansas (2-22), Auburn (2-26) and the SEC Tournament game versus Arkansas (3-13) ... Worked hard all season on scout teams in practice to help prepare the Brady game plan against opponents.

RED SHIRT FRESHMAN SEASON (2001-02)

Did not appear in any games, but was a part of the practice regiment for the Tigers and Coach Brady.

PRIOR TO LSU

Played for Coach Gene Bennet at St. Paul's ... Scored over 1,000 points in his three-year career at St. Paul's ... Named Most Valuable Player of the District his senior year ... Averaged 18 points, four rebounds, four assists and three steals per game his senior season.

PERSONAL

Born in Metairie on March 25, 1982 ... Full name is Joshua Simon Maravich ... Nickname is "Bird" ... Parents are the late Pete Maravich and his wife, Jackie ... One older brother, Jaeson ... Dad, the leading all-time scorer in Division I basketball, played at LSU from 1967-70, earning All-America honors three times and one of three basketball players to ever have their number retired at LSU ... Said he chose the school because, "I've been waiting to attend LSU ever since I was a kid." ... Major is general studies ... Favorite NBA player is Kevin Garnett.



6-3 * 180 * Guard
Sophomore
Covington, La.
St. Paul's School

Josh Maravich's Career Highs

POINTS: 2, twice
REBOUNDS: 0
FGM: 1, twice
FGA: 1, twice
3-PT FGM: 0
3-PT FGA: 0
FTM: 0
FTA: 0
ASSISTS: 0
BLOCKS: 0
STEALS: 0
MIN. PLAYED: 3, vs. Centenary, 1-15-03

Highest Scoring Games

1. 2 - vs. Prairie View, 12-17-02
1. 2 - vs. Houston, 1-8-03

MARAVICH'S GAME-BY-GAME TOTALS

2002-03

Opponent	Min.	FG	3FG	FT	REB.	PF/D	A	TO	BLK	STL	PTS
McNeese State	1	0-0	0-0	0-0	0	0-0	0	0	0	0	0
Prairie View A&M	1	1-1	0-0	0-0	0	0-0	0	0	0	0	2
Houston	2	1-1	0-0	0-0	0	0-0	0	0	0	0	2
Centenary	3	0-0	0-0	0-0	0	1-0	0	0	0	0	0
At Arkansas	1	0-0	0-0	0-0	0	0-0	0	0	0	0	0
Auburn	1	0-0	0-0	0-0	0	0-0	0	1	0	0	0
Arkansas	1	0-0	0-0	0-0	0	0-0	0	1	0	0	0
Totals	10	2-2	0-0	0-0	0	1-0	0	2	0	0	4

MARAVICH'S CAREER TOTALS

YEAR	G/GS	MIN.	FG/FGA	FG%	FG/FGA	FG%	FT/FTA	FT%	REB-AVG	PF/D	AST	TO	BLK	STL	PTS-AVG
2002-03	7-0	10-0	2-2	1.000	0-0	.000	0-0	.000	0-0.0	1-0	0	2	0	0	4-0.6
Totals	7-0	10-0	2-2	1.000	0-0	.000	0-0	.000	0-0.0	1-0	0	2	0	0	4-0.6



JAIME Lloreda

14

6-9 * 245 * Forward
Senior
Colon, Panama
Dixie State (Utah) College

Jaime Lloreda's Career Highs

- POINTS:** 23, vs. McNeese State, 12-7-02
- REBOUNDS:** 15, twice
- FGM:** 9, vs. McNeese State, 12-7-02
- FGA:** 16, vs. Mississippi State, 1-11-03
- 3-PT FGM:** 0
- 3-PT FGA:** 1, vs. Arkansas, 1-22-03
- FTM:** 7, vs. Arizona, 12-21-02
- FTA:** 11, four times
- ASSISTS:** 4, vs. Texas A&M, 11-30-02
- BLOCKS:** 7, vs. Alabama, 3-8-03
- STEALS:** 3, three times
- MINUTES PLAYED:** 37, vs. Tulane, 12-28-02

Highest Scoring Games


- 1. 23 - McNeese State, 12-7-02
- 2. 21 - Florida (SECT.), 3-14-03
- 2. 21 - Purdue (NCAA), 3-24-03
- 4. 19 - Arizona, 12-21-02
- 4. 19 - Mississippi State, 1-11-03
- 6. 18 - At Kentucky, 2-15-03
- 7. 17 - South Alabama, 11-24-02
- 7. 17 - At Georgia, 1-5-03
- 9. 14 - New Orleans, 12-30-02
- 9. 14 - Ole Miss, 1-18-03
- 9. 14 - South Carolina, 2-5-03

- 2003 NABC All-District 8 Second Team**
- 2003 LSWA Newcomer of the Year**
- 2003 LSWA Second Team All-Louisiana**

Was at his best when the competition was at its best and proved it with big games against No. 1-ranked Arizona and several SEC opponents ... Helps give LSU a strong inside presence.

JUNIOR SEASON (2002-03)

Second on the team in scoring at 12.3 points per game (leading returning scorer for this season) and the leading rebounder on the team at 9.0 rebounds a game ... Was 16th in the league in scoring and second in the league in rebounding ... Averaged 29.2 minutes per game, starting 29 of 30 games played in ... In league play, averaged 11.8 points per game (19th in the SEC) and 8.3 rebounds (second in the league) ... Had 19 games in double figures, including three games over 20 points - 23 points vs. McNeese State (Dec. 7), 21 points vs. Florida (March 14-SEC Tourn.), and 21 points vs. Purdue (March 24-NCAA Tourn.) ... Was named the MVP of the championship game of the Hispanic Classic at LSU (Nov. 24) when he had his first LSU double-double with 17 points and 10 rebounds in 31 minutes of play ... For the year, Lloreda had nine double-doubles - South Alabama (11-24) - 17 points, 10 rebounds; McNeese (12-7) - 23 points, 14 rebounds; Prairie View (12-17) - 12 points, 12 rebounds; Arizona (12-21) - 19 points, 13 rebounds; South Carolina (2-5) - 14 points, 15 rebounds; Alabama (3-8) - 11 points, 13 rebounds; Florida (4-14) - 21 points, 15 rebounds; Miss. State (4-15) - 11 points, 11 rebounds; and, Purdue (3-24) - 21 points, 14 rebounds ... For his play against Prairie View and top-ranked Arizona, Lloreda was named the SEC Player of the Week (Dec. 23) ... For the two games, Lloreda was 10-of-17 from the free throw line with 31 points and 25 rebounds ... Averaged 56 percent from the floor (136-of-243) and was



LLOREDA'S CAREER TOTALS

YEAR	G/GS	MIN.	FG/FGA	FG%	FG/FGA	FG%	FT/FTA	FT%	REB-AVG	PF/D	AST	TO	BLK	STL	PTS-AVG
2002-03	30-29	875	144-256	.563	0-1	.000	82-148	.554	269-9.0	84-0	34	68	61	27	370-12.3
Totals	30-29	875	144-256	.563	0-1	.000	82-148	.554	269-9.0	84-0	34	68	61	27	370-12.3

only below 50 percent from the field in eight games... Finished the year with 61 blocked shots, tied for the fifth-best single season in LSU history ... Second in the league in blocked shot average (2.03 bpg).

PRIOR TO LSU

Lloreda led Dixie State College (Utah) to a 34-3 record and the NJCAA National Championship during the 2001-2002 basketball season ... He became the second National Junior College Player of the Year to come to LSU in the John Brady era ... During his two years at Dixie State, Lloreda led the Rebels to an impressive 69-5 record ... In two seasons, Lloreda tallied 1,210 points, 679 rebounds and 114 blocked shots ... During the 2001-02 season, Lloreda averaged 20.5 points per game, 9.5 rebounds per game with 67 blocks and 54 steals ... Was named a First-Team NJCAA All-American for the 2002 season, in addition to being named MVP of the 2002 NJCAA National Tournament ... Two-time NJCAA All-American and was All-Tournament at the national tournament two years ... Attended high school in Miami, Fla.

PERSONAL

Full name is Jose' Jaime Lloreda, Jr. ... Birthday is Nov. 10, 1980 ... Right-handed ... Parents are Jose' Jaime Lloreda, Sr., and Elena Ferron ... Five siblings ... Enjoys listening to music ... Major is general studies ... Enjoys reggae music and singer Jennifer Lopez ... Favorite NBA team is the Los Angeles Lakers and favorite player, former LSU star Shaquille O'Neal ... His favorite non-basketball athletes are his brothers Eduardo Issac and Pedro Salazar.




LLOREDA'S GAME-BY-GAME TOTALS

2002-03

Opponent	Min.	FG	3FG	FT	REB.	PF/D	A	TO	BLK	STL	PTS
Nicholls St.	21	2-4	0-0	1-2	5	0-0	2	1	2	2	5
South Alabama	31	7-7	0-0	3-4	10	2-0	2	2	2	0	17
Vs. Texas A&M	26	4-6	0-0	3-4	8	4-0	4	2	0	1	11
Delaware State	22	3-3	0-0	3-4	4	1-0	0	1	0	0	9
McNeese State	30	9-15	0-0	5-10	14	1-0	0	1	2	3	23
Texas A&MCC	25	5-7	0-0	1-2	7	4-0	3	1	2	0	11
Prairie View	28	4-7	0-0	4-5	12	2-0	0	2	2	1	12
Arizona	35	6-10	0-0	7-10	13	0-0	0	1	3	0	19
Vs. Tulane	37	3-8	0-0	0-0	10	2-0	3	1	3	0	6
New Orleans	36	7-9	0-0	0-0	8	4-0	0	3	0	1	14
At Georgia	32	6-9	0-0	5-11	5	4-0	1	7	1	0	17
Miss. State	26	9-16	0-0	1-3	9	3-0	0	4	2	0	19
Centenary	18	4-7	0-0	0-0	7	1-0	2	1	0	0	8
Ole Miss	38	5-10	0-0	4-10	7	2-0	0	2	0	1	14
At Arkansas	32	4-10	0-1	5-11	6	4-0	0	0	2	2	13
At Miss. State	35	3-8	0-0	2-4	5	4-0	1	3	1	1	8
Florida	29	1-4	0-0	1-4	11	4-0	2	2	3	1	3
South Carolina	29	4-8	0-0	6-8	15	4-0	0	3	2	0	14
At Auburn	24	4-8	0-0	0-1	6	4-0	1	0	2	0	8
Vanderbilt	25	3-10	0-0	3-3	10	4-0	2	2	2	3	9
At Kentucky	32	8-12	0-0	2-4	9	3-0	1	3	3	1	18
Arkansas	25	3-7	0-0	2-4	8	4-0	0	5	3	1	8
Auburn	26	5-7	0-0	3-4	8	2-0	3	2	1	0	13
At Tennessee	27	3-6	0-0	3-4	5	4-0	2	1	3	0	9
At Ole Miss	33	4-7	0-0	5-6	8	3-0	0	2	3	0	13
Alabama	34	5-8	0-0	1-4	13	3-0	1	3	7	2	11
Vs. Arkansas	24	2-6	0-0	1-2	6	2-0	2	5	1	0	5
Vs. Florida	33	8-10	0-0	5-11	15	4-0	0	4	4	3	21
Vs. Miss. State	27	5-14	0-0	1-2	11	4-0	0	2	4	1	11
Vs. Purdue	35	8-13	0-0	5-11	14	1-0	2	2	1	3	21
Totals	875	144-256	0-1	82-148	269	84-0	34	68	61	27	370





DARREL Mitchell

2

5-11 * 175 * Guard
Sophomore
St. Martinville, La.
St. Martinville HS

Darrel Mitchell's Career Highs

- POINTS:** 19, vs. Auburn, 2-26-03
- REBOUNDS:** 6, vs. Nicholls State, 11-22-02
- FGM:** 6, vs. Auburn, 2-26-03
- FGA:** 9, twice
- 3-PT FGM:** 5, vs. Auburn, 2-26-03
- 3-PT FGA:** 7, twice
- FTM:** 5, vs. Ole Miss, 1-18-03
- FTA:** 6, twice
- ASSISTS:** 7, at Alabama, 2-01-03
- BLOCKS:** 1, four times
- STEALS:** 4, twice
- MIN. PLAYED:** 29 vs. South Carolina, 2-05-03

Highest Scoring Games

- 1. 19 - vs. South Carolina, 2-5-03
- 2. 12 - vs. McNeese State, 12-7-02
- 2. 12 - vs. Prairie View A&M, 12-17-02
- 2. 12 - vs. Tulane, 12-28-02
- 2. 12 - vs. Miss. State, 1-11-03
- 2. 12 - vs. Ole Miss, 1-18-03
- 2. 12 - vs. South Carolina, 2-5-03
- 8. 11 - vs. Delaware State, 12-3-02
- 8. 11 - vs. Alabama, 3-8-03

Former Louisiana Mr. Basketball came off the bench to spark LSU several times in an NCAA-appearance 2003 season.

FRESHMAN SEASON (2002-03)

Mitchell finished his first season at LSU by playing in all 32 games, averaging 7.0 ppg and 2.2 rpg along with 1.8 assists and 1.4 steals ... Came off the bench in all games to still average 19.8 minutes per game ... Hit 42.4 percent of his three-point attempts (42-of-99) and 73.2 percent from the free throw line ... Scoring average finished eighth in the league among freshmen ... In the Auburn game (2-26), he helped pace LSU's 16 three-pointers, tying the school record hitting 5-of-5 from outside the arc ... Helped LSU conclude an 8-8 season in the league by hitting 3-of-3 three-point attempts in the March 8 regular season finale against Alabama ... Had 11 games in double figures with best efforts of 19 in the Auburn win (2-26) and six games with 12 points (McNeese State-12-7, Prairie View-12-17, Tulane-12-28, Mississippi State-1-11, Ole Miss-1-18 and South Carolina-2-5) ... Played 20 or more minutes in 20 games ... Best rebounding game was six in opener against Nicholls State (11-22) ... Had seven assists at Alabama (2-1) ... Only failed to score twice (Delaware State-12-3, Florida-1-28).



MITCHELL'S CAREER TOTALS

YEAR	G/GS	MIN.	FG/FGA	FG%	FG/FGA	FG%	FT/FTA	FT%	REB-AVG	PF/D	AST	TO	BLK	STL	PTS-AVG
2002-03	32-0	635	71-172	.413	42-99	.424	41-56	.732	70-2.2	67-1	56	39	6	45	225-7.0
Totals	32-0	635	71-172	.413	42-99	.424	41-56	.732	70-2.2	67-1	56	39	6	45	225-7.0

PRIOR TO LSU

Named Mr. Basketball by the Louisiana Sports Writers Association after the 2001-02 season ... Helped his St. Martinville team to the 2002 Class 4A State Championship ... Coached by his father, Darrel Mitchell, Sr. ... Both chosen to participate as player-coach in the state high school all-star basketball game played in July 2002 at the Maravich Center ... Scored more than 2,000 career points ... Averaged 24.6 points per game his senior season, 3.3 assists, 2.9 steals and 3.1 rebounds per game ... Also was a long jumper on the track team and a backup quarterback on the football team ... St. Martinville basketball team won District Championships in 2001 and 2002 ... Named the Gatorade Player of the Year, LHSAA all-state, Top 28 MVP, District MVP and Class 4A MVP.

PERSONAL


Full name is Darrel Joseph Mitchell, Jr. ... Born on May 3, 1984, in New Iberia, La. ... Right-handed ... Honor graduate at St. Martinville ... Parents are Darrel Joseph Mitchell, Sr., and Valarie Mitchell ... One younger brother, Jelani, and one older sister, Kristy ... In choosing LSU said he "liked the togetherness and relationship of players and coaches. It was just like my high school team" ... Undecided on a major ... Favorite foods are pizza and burgers ... Favorite actors include Adam Sandler, Wesley Snipes and Martin Lawrence.



MITCHELL'S GAME-BY-GAME TOTALS

2002-03

Opponent	Min.	FG	3FG	FT	REB.	PF/D	A	TO	BLK	STL	PTS
Nicholls State	17	2-7	2-4	2-4	6	1-0	1	0	0	1	8
South Alabama	24	2-4	1-1	2-3	5	4-0	1	4	1	4	7
Vs. Texas A&M	14	4-5	3-4	0-0	4	2-0	1	1	0	2	11
Delaware State	12	0-4	0-2	0-0	0	2-0	1	0	0	0	0
McNeese State	23	5-9	1-2	1-1	2	2-0	3	2	1	0	12
Texas A&M CC	18	2-3	2-3	0-0	1	3-0	5	4	0	0	6
Prairie View A&M	20	4-7	3-5	1-2	3	0-0	4	0	1	2	12
Arizona	23	2-7	0-1	0-0	1	4-0	1	1	0	1	4
Tulane	21	4-9	4-7	0-0	3	2-0	1	1	0	4	12
New Orleans	21	2-6	0-3	4-4	3	3-0	1	1	0	2	8
At Georgia	20	2-7	2-5	0-0	2	2-0	0	0	0	2	6
Houston	17	1-5	1-3	0-0	3	1-0	1	1	1	3	3
Miss. State	22	3-4	2-3	4-6	2	2-0	0	2	0	3	12
Centenary	14	4-5	1-2	0-0	0	1-0	2	0	0	3	9
Ole Miss	21	3-6	1-2	5-6	2	2-0	0	3	0	0	12
At Arkansas	22	0-3	0-2	3-4	1	2-0	0	0	0	1	3
At Miss. State	25	4-7	2-4	0-2	1	2-0	2	0	0	0	10
Florida	18	0-6	0-4	0-0	1	4-0	0	3	0	0	0
At Alabama	28	2-8	2-7	4-5	5	3-0	7	2	0	3	10
South Carolina	29	4-7	1-3	3-4	3	1-0	3	4	0	2	12
At Auburn	26	1-7	1-4	0-0	3	2-0	2	0	1	0	3
Vanderbilt	13	1-4	1-2	0-0	0	0-0	1	1	0	1	3
At Kentucky	14	1-3	1-3	1-1	0	5-1	1	1	0	1	4
Arkansas	17	1-1	0-0	4-4	1	2-0	1	0	0	1	6
Auburn	22	6-7	5-5	2-2	2	1-0	4	0	0	3	19
At Tennessee	11	1-5	0-2	0-0	2	1-0	4	1	0	1	2
At Ole Miss	18	0-3	0-2	2-4	4	2-0	2	2	0	2	2
Alabama	26	4-6	3-3	0-0	2	2-0	2	0	0	0	11
Arkansas	22	3-5	2-4	1-2	2	1-0	1	0	0	0	9
Florida	21	1-4	0-2	0-0	3	4-0	3	1	0	1	2
Miss. State	17	1-4	0-1	2-2	2	2-0	1	0	1	0	4
Purdue	19	1-4	1-4	0-0	1	2-0	0	4	0	2	3
Totals	635	71-172	42-99	41-56	70	67-1	56	39	6	45	225





CHARLIE Thompson

10

6-1 * 190 * Guard
Senior
Lake Charles, La.
St. Louis HS

Charlie Thompson's Career Highs

- POINTS:** 7, vs. Vanderbilt, 1-10-01
- REBOUNDS:** 3, twice
- FGM:** 2, four times
- FGA:** 4, twice
- 3-PT FGM:** 2, at Alabama, 2-03-01
- 3-PT FGA:** 2, nine times
- FTM:** 4, twice
- FTA:** 4, three times
- ASSISTS:** 6, vs. Centenary, 1-17-01
- BLOCKS:** 0
- STEALS:** 2, three times
- MINUTES PLAYED:** 23, twice

Highest Scoring Games

- 1. 7 - vs. Vanderbilt, 1-10-01
- 2. 6 - at Alabama, 2-3-01
- 2. 6 - vs. Ole Miss, 2-27-02
- 4. 5 - vs. Alabama, 1-6-01
- 4. 5 - vs. Centenary, 1-17-01
- 4. 5 - vs. Campbell, 11-17-01
- 4. 5 - at Hawaii-Hilo, 11-24-01
- 4. 5 - vs. Mercer, 11-25-01
- 4. 5 - at New Orleans, 12-18-01
- 4. 5 - vs. Vandy (SEC), 3-7-02

2003 Academic All-SEC

Has served as the primary backup point guard for LSU throughout his career ... Former walk-on who earned a scholarship.

JUNIOR SEASON (2002-03)

Thompson played in 22 games, averaging 6.5 minutes per game ... He averaged 0.5 points per game and 0.5 rebounds with 17 total assists ... He made 5-of-9 field goal attempts during the season ... Had double-figure minutes in five of the games, including 16 in the Jan. 15 game with Centenary ... Scored season high four points in the SEC Tournament win over Arkansas, hitting both field goal attempts ... Had a three-pointer as part of then school-record 16 treys against Auburn (Feb. 26).

SOPHOMORE SEASON (2001-02)

Played in 31 games, averaging 11.2 minutes per game ... Averaged 1.5 points per game, 1.23 assists per game and 0.6 rebounds per contest ... For the second straight year, played a key role in a late-season win against Ole Miss (2-27) as he played 14 minutes, including the last 12 to help lead LSU back to the victory ... Had a season-high six points with two assists and one steal



THOMPSON'S CAREER TOTALS

YEAR	G/GS	MIN.	FG/FGA	FG%	FG/FGA	FG%	FT/FTA	FT%	REB-AVG	PF/D	AST	TO	BLK	STL	PTS-AVG
2000-01	29-1	306	13-29	.448	6-13	.462	8-11	.727	18-0.6	22-0	28	22	0	1	40-1.4
2001-02	31-0	346	9-25	.360	7-17	.412	22-24	.917	18-0.6	24-0	38	27	0	13	47-1.5
2002-03	22-0	144	5-9	.556	1-4	.250	1-2	.500	11-0.5	11-0	17	16	0	2	12-0.5
Totals	82-1	796	27-63	.429	14-34	.412	31-37	.838	47-0.6	57-0	83	65	0	16	99-1.2



for the Tigers against the Rebels ... He also hit all four of his free throw attempts, including two late in the contest ... Against Auburn (3-2), Thompson was big in the clutch making four free throws in the final half minute to ice the win ... Thompson also played a part in the Mississippi State win (2-13), hitting a key three-pointer late in regulation to give LSU a lead ... Finished the year, 22-of-24 (91.7 percent) from the free throw line ... Four assists in the Centenary game.

FRESHMAN SEASON (2000-01)

Played in all 29 games, starting one ... Averaged 1.4 points per game and 1.0 assists a contest ... Averaged 10.6 minutes per game ... 15 games with double-figure minutes ... Hit 13-of-29 field goals (44.8 percent), including 6-of-13 three-pointers ... Had more assists (28) than turnovers (22) ... Had scoring high of seven points against Vanderbilt (1-10) ... Played the crucial overtime at point guard in the win over Ole Miss (2-28) ... In all played 23 minutes in the overtime win against the Rebels .. Scored in 10 games during the season.

PRIOR TO LSU

Earned USA Today Prep All-America Honorable Mention honors after averaging 24.0 points, 5.0 rebounds and 6.5 assists per game ... Thompson was a 92 percent free throw shooter his senior season and 90 percent for his career ... First-Team all-district two years, all-state second team one year and all-state first team one year ... First-Team All-Southwest Louisiana, two years ... Member of the National Honor Society and the Mu Alpha Theta Math Club.

PERSONAL

Full name is Charles Lapeyre Thompson ... Born on Sept. 9, 1982 ... Parents are Bruce and Cathy Thompson ... A total of 10 older and younger brothers and sisters ... Enjoy fishing, hunting and watching movies ... Majoring in general studies with a pre-med emphasis ... Favorite singer is Garth Brooks ... Favorite professional basketball player was John Stockton of the Utah Jazz.



THOMPSON'S GAME-BY-GAME TOTALS

2002-03	Min.	FG	3FG	FT	REB.	PF/D	A	TO	BLK	STL	PTS
Opponent											
Nicholls St.	8	0-0	0-0	0-0	1	0-0	1	1	0	0	0
South Alabama	3	0-0	0-0	1-2	0	0-0	0	2	0	0	1
Vs. Texas A&M	14	0-0	0-0	0-0	2	1-0	1	0	0	0	0
Delaware State	13	0-0	0-0	0-0	0	0-0	2	0	0	1	0
McNeese State	6	0-1	0-1	0-0	1	0-0	1	1	0	0	0
Texas A&MCC	10	0-0	0-0	0-0	2	1-0	3	2	0	0	0
Prairie View	10	0-0	0-0	0-0	1	2-0	2	1	0	0	0
Arizona	4	0-0	0-0	0-0	0	0-0	0	0	0	0	0
Vs. Tulane	2	0-0	0-0	0-0	0	0-0	0	0	0	0	0
New Orleans	6	0-1	0-1	0-0	0	0-0	0	0	0	0	0
At Georgia	1	0-0	0-0	0-0	0	1-0	0	0	0	0	0
Houston	7	0-0	0-0	0-0	1	0-0	2	0	0	0	0
Miss. State	6	1-1	0-0	0-0	0	0-0	0	0	0	1	2
Centenary	16	1-1	0-0	0-0	0	3-0	4	0	0	0	2
Ole Miss	7	0-0	0-0	0-0	0	1-0	0	0	0	0	0
At Miss. State	3	0-1	0-0	0-0	0	0-0	0	0	0	0	0
Florida	5	0-1	0-1	0-0	0	0-0	1	1	0	0	0
At Alabama	4	0-0	0-0	0-0	1	0-0	0	1	0	0	0
Arkansas	3	0-0	0-0	0-0	1	1-0	0	3	0	0	0
Auburn	5	1-1	1-1	0-0	0	1-0	0	2	0	0	3
8	2-2	0-0	0-0	1	0-0	0	1	0	0	0	4
Vs. Arkansas	3	0-0	0-0	0-0	0	0-0	0	1	0	0	0
Vs. Purdue	3	0-0	0-0	0-0	0	0-0	0	1	0	0	0
TOTALS	144	5-9	1-4	1-2	11	11-0	17	16	0	2	12

Player Profiles

INTRO

THIS IS LSU

PLAYERS

COACHES

REVIEW

PREVIEW

RECORDS

HISTORY

LSU

MEDIA



2001-02

Opponent	Min.	FG	3FG	FT	REB.	PF/D	A	TO	BLK	STL	PTS
Campbell	12	1-1	1-1	2-2	1	1-0	2	0	0	0	5
Southern	9	0-1	0-1	2-2	1	2-0	2	1	0	1	2
Weber State	3	0-0	0-0	0-0	0	0-0	0	0	0	0	0
At Hawaii-Hilo	23	1-2	1-2	2-2	0	1-0	3	0	0	0	5
Mercer	5	1-1	1-1	2-2	1	0-0	1	0	0	0	5
Towson	15	0-2	0-1	0-0	1	2-0	3	1	0	1	0
Northwestern St.	9	0-0	0-0	0-0	0	0-0	3	2	0	0	0
UL-Lafayette	3	0-0	0-0	0-0	1	2-0	4	1	0	0	0
McNeese State	16	0-1	0-0	1-2	4	1-0	1	3	0	0	1
At New Orleans	22	2-4	1-2	0-0	0	0-0	2	1	0	0	5
At Alabama	8	0-2	0-2	2-2	0	0-0	0	1	0	0	2
Arkansas	11	0-0	0-0	0-0	1	1-0	1	1	0	0	0
At Florida	13	0-0	0-0	0-0	1	0-0	2	2	0	1	0
Auburn	9	0-0	0-0	0-0	0	0-0	0	0	0	0	0
At Ole Miss	6	0-0	0-0	0-0	0	0-0	1	0	0	0	0
At Miss. State	6	0-2	0-2	0-0	0	0-0	0	0	0	0	0
Tennessee	4	0-0	0-0	0-0	0	0-0	1	0	0	0	0
Alabama	11	0-0	0-0	1-2	1	1-0	0	1	0	2	1
At Vanderbilt	17	0-0	0-0	0-0	3	0-0	1	3	0	2	0
Kentucky	11	0-0	0-0	0-0	0	1-0	1	0	0	0	0
Miss. State	11	1-2	1-2	0-0	0	1-0	1	2	0	1	3
At Arkansas	21	1-1	1-1	0-0	1	0-0	3	2	0	1	3
At S. Carolina	7	0-0	0-0	0-0	0	0-0	0	0	0	0	0
Georgia	11	0-0	0-0	0-0	0	0-0	0	2	0	0	0
Ole Miss	14	1-2	0-0	4-4	1	3-0	2	0	0	1	6
At Auburn	12	0-1	0-0	4-4	1	0-0	0	1	0	2	4
Vs. Vanderbilt	17	1-2	1-1	2-2	0	2-0	1	0	0	0	5
Vs. Georgia	15	0-1	0-1	0-0	0	4-0	1	1	0	1	0
Vs. Miss. St.	9	0-0	0-0	0-0	0	1-0	0	2	0	0	0
At Iowa	8	0-0	0-0	0-0	0	1-0	1	0	0	0	0
At Ball State	8	0-0	0-0	0-0	0	0-0	1	0	0	0	0
Totals	346	9-25	7-17	22-24	18	24-0	38	27	0	13	47

2000-01

Opponent	Min.	FG	3FG	FT	REB.	PF/D	A	TO	BLK	STL	PTS
UL-Monroe	12	1-2	1-2	0-0	1	1-0	0	0	0	0	3
Norfolk State	6	1-1	0-0	0-0	1	1-0	0	0	0	0	2
At Houston	5	0-0	0-0	0-0	1	0-0	1	0	0	0	0
Texas Southern	12	0-0	0-0	0-0	2	0-0	1	0	0	0	0
McNeese State	4	0-0	0-0	0-0	0	0-0	0	0	0	0	0
New Orleans	12	0-3	0-2	0-0	0	0-0	2	1	0	0	0
At Arizona	7	0-0	0-0	0-0	1	0-0	2	0	0	0	0
Nicholls State	15	0-1	0-1	0-0	2	0-0	0	2	0	0	0
Vs. Oregon St.	8	0-0	0-0	0-0	0	0-0	0	0	0	0	0
Wyoming	2	0-0	0-0	0-0	1	0-0	0	1	0	0	0
Alabama	22	1-2	1-1	2-2	1	2-0	1	1	0	0	5
Vanderbilt	12	2-4	0-1	3-4	0	1-0	2	2	0	0	7
At Auburn	13	1-1	0-0	0-0	1	3-0	2	0	0	0	2
Centenary	21	1-2	1-2	2-2	3	1-0	6	2	0	0	5
At Georgia	9	0-2	0-0	0-0	1	0-0	0	1	0	1	0
At Miss. State	4	0-0	0-0	0-0	0	0-0	0	2	0	0	0
Arkansas	8	0-0	0-0	0-0	0	0-0	0	0	0	0	0
S. Carolina	7	0-1	0-0	0-0	0	0-0	1	1	0	0	0
At Alabama	9	2-2	2-2	0-0	0	3-0	0	2	0	0	6
At Ole Miss	11	0-2	0-1	0-0	0	1-0	0	0	0	0	0
Auburn	17	2-2	0-0	0-0	0	3-0	1	1	0	0	4
Florida	10	0-0	0-0	0-1	2	0-0	1	0	0	0	0
At Arkansas	13	0-1	0-0	0-0	0	1-0	1	3	0	0	0
At Kentucky	13	0-0	0-0	0-0	0	2-0	1	0	0	0	0
Miss. State	14	1-1	1-1	0-0	0	1-0	1	0	0	0	3
Ole Miss	23	1-2	0-0	1-2	1	1-0	3	1	0	0	3
At Tennessee	9	0-0	0-0	0-0	0	1-0	2	0	0	0	0
Vs. Georgia	4	0-0	0-0	0-0	0	0-0	0	1	0	0	0
Vs. Arkansas	4	0-0	0-0	0-0	0	0-0	0	1	0	0	0
Totals	306	13-29	6-13	8-11	18	22-0	28	22	0	1	40



PAUL Wolfert

32

6-9 * 200 * Forward
Sophomore
Burr Ridge, Ill.
Hinsdale Central HS

Paul Wolfert's Career Highs

POINTS: 3, vs. Centenary, 1-15-03
REBOUNDS: 0
FGM: 1, vs. Texas A&M-CC, 12-14-02
FGA: 1, vs. Texas A&M-CC, 12-14-02
3-PT FGM: 0
3-PT FGA: 0
FTM: 3, vs. Centenary, 1-15-03
FTA: 3, vs. Centenary, 1-15-03
ASSISTS: 1, vs. Arkansas (SEC), 3-13-03
BLOCKS: 0
STEALS: 0
MIN. PLAYED: 3, vs. Centenary, 1-15-03

Highest Scoring Games

1. 3 - Centenary, 1-15-03
 2. 2 - Houston, 1-8-03

Hard working walk-on who is also the son of a former LSU basketball Tiger.

FRESHMAN SEASON (2002-03)

Played in six games during the course of the season ... Scored in two games, a season high of three, on 3-of-3 free throw shooting against Centenary (1-15) and two against Texas A&M-Corpus Christi, making his only field goal attempt of the season ... Played in games against Delaware State, Texas A&M-CC, Houston, Centenary, Auburn and in Arkansas at the SEC Tournament.

RED SHIRT FRESHMAN SEASON (2001-02)

Did not appear in any games, but was a part of the practice regiment for the Tigers and Coach Brady.

PRIOR TO LSU

Played basketball for two years at Hinsdale Central for Coach Bob Muellor ... Team won the 2000 championship of a West Suburban Conference ... Averaged 10.5 points per game and six rebound a contest.

PERSONAL

Born in Oakland, Calif., on Nov. 28, 1982 ... Full name is Paul Leland Wolfert ... Right-handed ... Parents are Rick and Holly Wolfert ... One sister, Maggie ... Likes to play golf ... Dad played basketball at LSU from 1972-75, giving this Tiger team two players with sons whose fathers played at LSU ... Chose to walk on at LSU because he "always followed LSU sports, because my dad played here and the school has a good tradition" ... Major is business ... Favorite NBA player is Ray Allen ... Biggest influence was his father, because "he has gone through it, and he has always helped me."



WOLFERT'S GAME-BY-GAME TOTALS

2002-03	Opponent	Min.	FG	3FG	FT	REB.	PF/D	A	TO	BLK	STL	PTS
	Delaware State	1	0-0	0-0	0-0	0	0-0	0	0	0	0	0
	Texas A&M CC	1	1-1	0-0	0-0	0	0-0	0	0	0	0	2
	Houston	2	0-0	0-0	0-1	0	0-0	0	0	0	0	0
	Centenary	3	0-0	0-0	3-3	0	1-0	0	0	0	0	3
	Auburn	1	0-0	0-0	0-0	0	0-0	0	0	0	0	0
	Arkansas	1	0-0	0-0	0-0	0	0-0	1	0	0	0	0
	Totals	9	1-1	0-0	3-4	0	1-0	1	0	0	0	5

WOLFERT'S CAREER TOTALS

YEAR	G/GS	MIN.	FG/FGA	FG%	FG/FGA	FG%	FT/FTA	FT%	REB-AVG	PF/D	AST	TO	BLK	STL	PTS-AVG
2002-03	6-0	9	1-1	1.000	0-0	.000	3-4	.750	0-0.0	0-0	1	0	0	0	5-0.8
Totals	6-0	9	1-1	1.000	0-0	.000	3-4	.750	0-0.0	0-0	1	0	0	0	5-0.8



XAVIER Whipple

Was given a shot to start at the point guard position early in February and he helped the Tigers get on a winning streak that led to the NCAA Tournament.

22

6-2 * 170 * Guard
Junior
McIntyre, Ga.
Wilkinson County HS

Xavier Whipple's Career Highs

- POINTS:** 9, vs. Southern, 11-19-01
- REBOUNDS:** 4, vs. Auburn, 2-26-03
- FGM:** 3, three times
- FGA:** 4, four times
- 3-PT FGM:** 2, at Tennessee, 3-1-03
- 3-PT FGA:** 3, at Tennessee, 3-1-03
- FTM:** 3, twice
- FTA:** 6, vs. Texas A&M-Corpus Christi, 12-14-02
- ASSISTS:** 6, vs. Auburn, 2-26-03
- BLOCKS:** 1, twice
- STEALS:** 3, at Tennessee, 3-1-03
- MINUTES PLAYED:** 31, at Auburn, 2-8-03

Highest Scoring Games


- 1. 9 - vs. Southern, 11-19-01
- 2. 8 - at Tennessee, 3-1-03
- 3. 7 - vs. Centenary, 1-15-03
- 3. 7 - vs. Arkansas, 3-13-03
- 5. 6 - at Arkansas, 2-22-03
- 5. 6 - at Ole Miss, 3-5-03

SOPHOMORE SEASON (2002-03)

Had seen action in just seven games and just 33 minutes of playing time before being inserted for the final 11 minutes of the game at Alabama (2-1) ... He would start the remaining 13 games of the season, playing almost 290 minutes as LSU won nine of the 13 games ... Whipple averaged 2.7 points per game for the season for the 22 games he played in, 1.2 rebounds and 1.9 assists per game ... Average went up 1.4 points in the 13 games he started ... In his starts, had four or more assists in six games, including six at Auburn and five against Mississippi State in the SEC Tournament ... Scored eight points at Tennessee, seven against Centenary ... Hit 20-of-38 field goal attempts, including five treys.

FRESHMAN SEASON (2001-02)

Averaged 5.8 minutes in the 18 games he participated in as a freshman, averaging 0.8 points per game, and 0.7 rebounds and assists ... Best game was against Southern University (11-19) when he played 10 minutes, hitting all three of his field-goal attempts, including one from outside the three-point arc and both of his free throw attempts for a high of nine points ... Also would score



WHIPPLE'S CAREER TOTALS

YEAR	G/GS	MIN.	FG/FGA	FG%	FG/FGA	FG%	FT/FTA	FT%	REB-AVG	PF/D	AST	TO	BLK	STL	PTS-AVG
2001-02	18-0	104	5-15	.333	1-6	.167	3-5	.600	12-0.7	9-0	12	9	0	3	14-0.8
2002-03	21-13	320	20-38	.526	5-14	.357	12-18	.667	26-1.2	23-0	39	29	2	8	57-2.7
Totals	39-13	424	25-53	.472	6-20	.300	15-23	.652	38-1.0	32-0	51	38	2	11	71-1.8

against Northwestern State (2 points, 12-2) and at Ole Miss (3 points, 1-23) ... Had two assists against Mercer (11-25), Nicholls State (11-30) and at Florida (1-16).

PRIOR TO LSU

Averaged 20.8 points per game, six rebounds, seven assists and three steals in his senior season at Wilkinson County High in Irwinton, Ga. ... Dr. Aaron Geter was high school basketball coach ... Also played quarterback in high school, earning all-state honors ... Team won two basketball state championships in 1999 and 2000 ... Named the Player of the Year in the Georgia prep classification in 1999 and 2001 ... Named Middle Georgia Player of the Year in 2001 by the Macon Telegraph and three-time all-state first team as selected by the Atlanta Journal Constitution.

PERSONAL

Born in Dublin, Ga., on Nov. 30, 1982 ... Full name is Xavier Cordell Whipple ... Right-handed ... Parents are Andrew and Natalie Underwood ... Two sisters: Shana, Natalia ... Decided to attend LSU because "I liked the campus atmosphere and the coaches, and players who are all good guys" ... Likes to watch TV to relax ... Favorite female singer is Whitney Houston and favorite TV show is "Martin" ... Michael Jordan is favorite NBA player ... Major is sociology.



WHIPPLE'S GAME-BY-GAME TOTALS

2002-03

Opponent	Min.	FG	3FG	FT	REB.	PF/D	A	TO	BLK	STL	PTS
Nicholls St.	2	0-0	0-0	0-0	0	1-0	0	0	0	0	0
Delaware State	8	0-0	0-0	0-0	0	0-0	0	0	0	0	0
McNeese State	1	0-0	0-0	0-0	0	0-0	0	0	0	0	0
Texas A&MCC	7	0-1	0-0	3-6	1	3-0	1	3	0	0	3
Prairie View	2	0-0	0-0	0-0	0	1-0	0	0	0	0	0
Houston	3	0-0	0-0	0-0	0	0-0	0	0	0	0	0
Centenary	10	2-3	1-1	2-2	1	1-0	2	0	0	0	7
At Alabama	11	0-1	0-1	0-0	1	0-0	1	0	0	0	0
South Carolina	13	2-4	0-1	0-0	1	1-0	1	1	1	0	4
At Auburn	31	2-3	0-1	0-0	2	2-0	4	5	0	0	4
Vanderbilt	13	0-1	0-0	0-0	1	1-0	0	1	0	0	0
At Kentucky	16	0-1	0-0	0-0	2	2-0	1	3	0	0	0
Arkansas	27	3-4	0-0	0-0	1	1-0	4	0	0	1	6
Auburn	22	1-1	0-0	0-0	4	0-0	6	1	0	1	2
At Tennessee	25	3-4	2-3	0-0	2	3-0	4	2	0	3	8
At Ole Miss	25	2-3	1-2	1-2	2	1-0	0	2	1	0	6
Alabama	20	1-3	0-1	0-0	1	1-0	2	4	0	2	2
Vs. Arkansas	23	2-2	0-0	3-4	1	2-0	2	0	0	1	7
Vs. Florida	21	0-0	0-0	1-2	3	1-0	4	2	0	0	1
Vs. Miss. State	24	2-4	1-2	0-0	2	1-0	5	4	0	0	5
Vs. Purdue	16	0-3	0-2	2-2	1	1-0	2	1	0	0	2
Totals	320	20-38	5-14	12-18	26	23-0	39	29	2	8	57

2001-02

Opponent	Min.	FG	3FG	FT	REB.	PF/D	A	TO	BLK	STL	PTS
Campbell	5	0-1	0-0	0-0	1	0-0	0	1	0	0	0
Southern	10	3-3	1-1	2-2	2	2-0	1	0	0	0	9
Vs. Weber St.	3	0-0	0-0	0-0	0	1-0	0	0	0	0	0
Vs. Mercer	11	0-0	0-0	0-0	2	1-0	2	0	0	0	0
Towson	8	0-0	0-0	0-0	1	0-0	1	0	0	0	0
Northwestern St.	9	1-1	0-0	0-0	2	2-0	1	1	0	1	2
McNeese State	6	0-1	0-0	0-0	1	0-0	0	0	0	0	0
Houston	9	0-2	0-1	0-0	0	0-0	0	0	0	1	0
Vs. Miami	7	0-1	0-1	0-0	1	1-0	0	0	0	1	0
Nicholls State	7	0-0	0-0	0-0	0	0-0	2	1	0	0	0
At Florida	7	0-1	0-0	0-0	0	0-0	2	0	0	0	0
At Ole Miss	7	1-3	0-1	1-2	2	0-0	1	2	0	0	3
At Miss. State	5	0-1	0-1	0-0	0	0-0	1	1	0	0	0
Alabama	3	0-0	0-0	0-0	0	0-0	0	1	0	0	0
Kentucky	1	0-1	0-1	0-1	0	0-0	1	0	0	0	0
Ole Miss	2	0-0	0-0	0-0	0	0-0	0	0	0	0	0
At Auburn	2	0-0	0-0	0-0	0	0-0	0	0	0	0	0
Vs. Vanderbilt	2	0-0	0-0	0-0	0	0-0	0	0	0	0	0
Totals	104	5-15	1-6	3-5	12	9-0	12	9	0	3	14





5

6-5 * 217 * Guard/Forward
Freshman
Opelousas, La.
Opelousas HS

M I L D O N

Ambres

Will make his debut with LSU this year after a redshirt season.

REDSHIRT FRESHMAN SEASON (2002-03)

Was able to practice with the Tigers and learn the John Brady system of play at LSU.

PRIOR TO LSU

Four-year letterman at Opelousas for Coach Jamie Rollins ... Earned Team MVP and Offensive Award honors ... Averaged 18.5 points per game, 12.1 rebounds a contest along with 5.2 assists and 1.2 steals a game ... Honorable mention Class 4A All-State.

PERSONAL

Full name is Milton Roy Ambres ... Born on Sept. 12, 1984, in Opelousas ... Right-handed ... Parents are Milton and the late Carol Ambres ... Three older members of the family, two brothers, Paul Ware and Kevin Ambres; and sister Shonitha ... Chose LSU "because of the atmosphere and because it was close" ... Undecided on a major ... Plays the drums ... Favorite food is spaghetti ... Enjoys rap music and Usher ... Favorite NBA team, the Orlando Magic, and Celtics star, Paul Pierce.



30

6-8 * 240 * Forward
Freshman
Baton Rouge, La.
Capitol High School

B R A N D O N

Bass

Highly decorated Baton Rouge product that signed with the Tigers during the spring signing period.

PRIOR TO LSU

Played forward for Coach Alvin Stewart at Capitol with the school winning two district championships ... He was District Most Valuable Player in Class 4A in both 2002 and 2003 ... He was named a McDonald's All-American, a Parade All-American and an Adidas All-American ... All-State as both a junior and senior ... He was also the Gatorade Player of the Year for the state of Louisiana in 2003 and was named to The Advocate's All-Metro team for two seasons ... Averaged 19 points, 14 rebounds and 3 assists per game in his senior season and 18 points and 13 rebounds as a junior ... Also played in two prestigious all-star games, scoring 14 points in the McDonald's All-Star game and 16 points and nine rebounds in the EA Sports Roundball Classic in Chicago.

PERSONAL

Born on April 30, 1985 ... Full name is Brandon Sam Bass ... Mom is Estelle Bass ... One younger brother, Christopher, and one sister, Dasha ... Nickname of "B Bass" ... Favorite food is red beans and rice ... Undecided on a major ... Favorite NBA team is the Los Angeles Lakers ... Likes to watch TV to relax.



4

6-9 * 215 * Forward
Freshman
Bangui, Central African Republic
Laurinburg N.C. Institute

REGIS Koudjia

Member of the national championship prep school team joins the Tigers after signing in the early signing period.

PRIOR TO LSU

Listed in some circles as one of the Top 15 players in America ... Averaged 20.1 points, 8.5 rebounds and 6.5 assists for Laurinburg Institute and Coach Chris Cheaney ... Also played soccer and track at Laurinburg ... Played in the EA Sports Roundball Classic in Chicago ... Scored 12 points and grabbed four rebounds and played on same team as another incoming LSU freshman, Brandon Bass ... Third-team Parade All-American ... Team captured the national championship for prep schools in 2003.

PERSONAL

Born on November 8, 1983, in the city of Bangui in the Central African Republic ... Right handed ... Parents are Fidele Boniface and Catherine ... Six older brothers and sisters ... Plans to major in international business ... Other family members have played soccer in college ... Would like to "have a degree and play in the NBA" ... Came to LSU "for chance to compete at the highest level" ... Likes watching NBA teams, the Lakers and the Orlando Magic.



35

6-8 * 215 * Forward
Freshman
Baton Rouge, La.
Woodlawn High School

DARNELL Lazare

Fall signee who helped his prep team to a state championship after signing with the Tigers.

PRIOR TO LSU

Played for Coach Kenny Almond at Woodlawn ... Two-year member of the Louisiana Sports Writers Association All-State team, two-year member of The Advocate's All-Metro team and three-year all-district honoree ... Averaged 15 points and 10 rebounds his final year at Woodlawn ... Also participated in track at Woodlawn in the high jump and the triple jump ... Won back-to-back basketball state championships at Woodlawn his junior and senior seasons.

PERSONAL

Born on January 29, 1985, in Lafayette, La. ... Parents are Kerry and Julie Lazare ... Other younger family members are Kerrylin, Braylon and Cameron ... Anticipated major is computer science ... Nickname is "Dee" ... Right-handed ... Chose his current number by flipping his high school number ... Chose LSU because he could "stay close to home" ... Favorite food is red beans and rice ... Favorite NBA team is the New Jersey Nets and favorite player Kevin Garnett ... Favorite athlete outside basketball is Atlanta Falcons running back and Baton Rouge native, Warrick Dunn ... Said biggest influence is his "mom, because she pushes me to limits beyond my imagination and makes me work hard."



ROSS
Neltner

The Tigers secured the services of Kentucky's "Mr. Basketball" as part of strong 2003-04 recruiting class.

PRIOR TO LSU

Posted outstanding high school numbers in his two years of high school basketball to earn the prestigious "Mr. Basketball" title ... Averaged 20.2 points and 10.6 rebounds a game and was the team captain of the Kentucky High School all-star squad which faced a similar team from Indiana during the summer ... He was the Kentucky Player of the Year as chosen by the state high school coaches association ... He was the top vote-getter on the all-state teams chosen by the Lexington Herald Leader and the Louisville Courier Journal ... Team had a record of 27-3 under coach John Messmer ... As a junior averaged 18 points and 10 boards, again earning first-team all-state honors as well as Player of the Year citation from the Greater Cincinnati Basketball Hall of Fame ... Team was 24-8 ... Member of the National Honor Society ... Played tight end for the football team his freshman and sophomore years.

PERSONAL

Born on February 23, 1985, in Cincinnati ... Parents are Rick and Margie Neltner ... One sister, Mallory ... Undecided on a major ... Nickname is "Nelly" ... Right-handed ... Will wear his high school number, "it's good luck" ... Biggest influence athletically has been "his father - always been there for me" ... Favorite NBA team is the Dallas Mavericks and favorite player Dirk Nowitzki ... Among superstitions, Neltner will "pick up pennies with heads up" and "wear certain socks for home and away games."

45

6-9 * 228 * Forward
Freshman
Fort Thomas, Ky.
Highlands High School



TAUREAN "TACK"
Minor

Fall signee who drew national recognition for his scoring ability in leading his BTW (Houston) team.

PRIOR TO LSU

Played for Coach Clarence Stubblefield ... Averaged 37 points, eight rebounds and eight assists after averaging over 30 points as a junior ... Had 72 points, 22 rebounds and 12 assists in a 120-118 double-overtime win early in season ... Attracted attention from recruiters at the 2001 Nike All-Star Camp where he blended in well with other top talent, averaging 15 assists per game in the camp ... 2002 Post-Season Prep All-American ... 2003 all-district first team, all-state and second team All-Houston ... Played in the Michael Jordan Capitol Classic in Washington, D. C., where he scored 13 points in 20 minutes ... Also played in the prestigious Olympic Festival games at Colorado Springs, Colo.

PERSONAL

Born on February 8, 1984, in Houston ... Nickname is "Tack" ... Parents are Margaret and Tommie Minor ... Other family members are: three sisters - Kimiye, Myisha and Tonya and four brothers - Pat, Chris, Ced and Tony ... Listed his favorite hobby as "playing basketball" ... Undecided on a major ... Right-handed ... Biggest influence "my mother because she has been behind me 100 percent" ... Chose LSU after being recruited by such schools as Cincinnati, Oklahoma, Texas and Arizona. ... Favorite NBA team is, of course for the Houston product, the Houston Rockets ... Favorite basketball player is Steve Francis of the Rockets.

3

5-10 * 185 * Guard
Freshman
Houston, Texas
Booker T. Washington HS

Returning Player Statistics

INTRO THIS IS LSU PLAYERS COACHES REVIEW PREVIEW RECORDS HISTORY MEDIA

Tim Bush

OPPONENT	G	FG	3FG	FT	REB	AST.	PF-D	PTS
Arkansas	2	0-1	0-0	0-0	2	1	1-0	0
Auburn	1	0-0	0-0	0-1	2	0	0-0	0
Centenary	1	3-5	0-1	0-0	3	0	0-0	6
Houston	1	0-0	0-0	1-2	2	0	0-0	1
McNeese State	1	0-1	0-0	0-0	1	0	0-0	0

Tony Gipson

OPPONENT	G	FG	3FG	FT	REB	AST.	PF-D	PTS
Centenary	1	5-8	4-4	0-0	3	0	0-0	14
Georgia	1	0-2	0-2	0-0	0	1	1-0	0
Houston	1	1-2	1-2	0-1	0	0	0-0	3
McNeese State	1	1-3	0-1	2-2	1	0	1-0	4
New Orleans	1	1-2	0-1	0-2	2	0	0-0	2
Tulane	1	0-1	0-1	0-0	0	0	0-0	0

Antonio Hudson

OPPONENT	G	FG	3FG	FT	REB	AST.	PF-D	PTS
Alabama	4	9-24	4-11	2-3	7	4	8-0	24
Arkansas	5	15-36	6-18	12-16	12	10	13-1	37
Auburn	4	13-27	5-11	4-5	16	6	8-0	35
Centenary	1	5-6	1-1	1-1	1	2	0-0	12
Florida	3	7-22	3-9	2-3	8	10	5-0	19
Georgia	3	10-29	4-11	15-18	7	4	5-0	39
Houston	2	3-11	1-7	3-4	3	6	4-0	10
Kentucky	2	0-7	0-2	0-0	5	3	2-0	0
McNeese State	2	5-8	1-2	4-4	5	3	5-0	15
Mississippi	4	12-34	2-11	8-14	18	6	9-0	34
Miss. State	6	27-51	11-22	5-12	23	10	14-0	70
New Orleans	2	9-20	5-8	4-5	6	4	5-0	27
South Carolina	2	3-12	3-7	5-6	5	4	5-0	14
Southern	1	7-12	0-3	5-6	4	2	1-0	19
Tennessee	2	4-13	2-7	1-2	7	5	4-0	11
Tulane	1	3-5	1-2	0-0	0	3	4-0	7
Vanderbilt	3	15-30	3-8	9-16	21	4	5-0	42

Jaime Lloreda

OPPONENT	G	FG	3FG	FT	REB	AST.	PF-D	PTS
Alabama	1	5-8	0-0	1-4	13	1	3-0	11
Arkansas	3	9-23	0-1	8-27	20	2	10-0	26
Auburn	2	9-15	0-0	3-5	14	4	6-0	21
Centenary	1	4-7	0-0	0-0	7	2	1-0	8
Florida	2	9-14	0-0	6-15	26	2	8-0	24
Georgia	1	6-9	0-0	5-11	5	1	4-0	17
Kentucky	1	8-12	0-0	2-4	9	1	3-0	18
McNeese St.	1	9-15	0-0	5-10	14	0	1-0	23
Mississippi	2	9-17	0-0	9-16	15	0	5-0	27
Miss. State	3	17-38	0-0	4-9	25	1	11-0	38
New Orleans	1	7-9	0-0	0-0	8	0	4-0	14
South Carolina	1	4-8	0-0	6-8	15	0	4-0	14
Tennessee	1	3-6	0-0	3-4	5	2	4-0	9
Tulane	1	3-8	0-0	0-0	10	3	2-0	6
Vanderbilt	1	3-10	0-0	3-3	10	2	4-0	9

Josh Maravich

OPPONENT	G	FG	3FG	FT	REB	AST.	PF-D	PTS
Arkansas	2	0-0	0-0	0-0	0	0	0-0	0
Auburn	1	0-0	0-0	0-0	0	0	0-0	0
Centenary	1	0-0	0-0	0-0	0	0	1-0	0
Houston	1	1-1	0-0	0-0	0	0	0-0	2
McNeese State	1	0-0	0-0	0-0	0	0	0-0	0

Darrel Mitchell

OPPONENT	G	FG	3FG	FT	REB	AST.	PF-D	PTS
Alabama	2	6-14	5-10	4-5	7	9	5-0	21
Arkansas	3	4-9	2-6	8-10	4	2	5-0	18
Auburn	2	7-14	6-9	2-2	5	6	3-0	22
Centenary	1	4-5	1-2	0-0	0	2	1-0	9
Florida	2	1-10	0-6	0-0	4	3	8-0	2
Georgia	1	2-7	2-5	0-0	2	0	2-0	6
Houston	1	1-5	1-3	0-0	3	1	1-0	3
Kentucky	1	1-3	1-3	1-1	0	1	5-1	4
McNeese State	1	5-9	1-2	1-1	2	3	2-0	12
Mississippi	2	3-9	1-4	7-10	6	2	4-0	14
Miss. State	3	8-15	4-8	6-10	5	3	6-0	26
UNO	1	2-6	0-3	4-4	3	1	3-0	8
South Carolina	1	4-7	1-3	3-4	3	3	1-0	12
Tennessee	1	1-5	0-2	0-0	2	4	1-0	2
Tulane	1	4-9	4-7	0-0	3	1	2-0	12
Vanderbilt	1	1-4	1-2	0-0	0	1	0-0	3

Charlie Thompson

OPPONENT	G	FG	3FG	FT	REB	AST.	PF-D	PTS
Alabama	5	3-6	3-5	5-6	2	1	5-0	14
Arkansas	6	3-4	1-1	0-0	2	5	2-0	3
Auburn	5	4-5	1-1	4-4	2	3	7-0	7
Centenary	1	1-1	0-0	0-0	0	4	3-0	2
Florida	3	0-1	0-1	0-1	3	4	0-0	0
Georgia	5	0-3	0-1	0-1	1	1	4-0	0
Houston	1	0-0	0-0	0-0	1	2	0-0	0
Kentucky	2	0-0	0-0	0-0	0	2	3-0	1
McNeese State	3	0-2	0-1	1-2	5	2	1-0	1
Mississippi	5	2-6	0-1	5-6	2	5	5-0	9
Miss. State	6	3-7	2-5	0-0	0	2	2-0	6
New Orleans	3	2-8	1-5	0-0	0	4	0-0	4
South Carolina	2	0-1	0-0	0-0	0	1	0-0	0
Southern	1	0-1	0-1	2-2	1	2	2-0	2
Tennessee	2	0-0	0-0	0-0	0	3	1-0	0
Tulane	1	0-0	0-0	0-0	0	0	0-0	0
Vanderbilt	2	2-4	0-1	3-4	3	3	1-0	7

Xavier Whipple

OPPONENT	G	FG	3FG	FT	REB	AST.	PF-D	PTS
Alabama	3	1-4	0-2	0-0	2	3	1-0	2
Auburn	3	3-4	0-1	0-0	6	10	2-0	6
Arkansas	2	5-6	0-0	3-4	2	6	3-0	13
Centenary	1	2-3	1-1	2-2	1	2	1-0	7
Florida	2	0-1	0-0	1-2	3	6	1-0	1
Houston	2	0-2	0-1	0-0	0	0	0-0	0
Kentucky	2	0-2	0-1	0-1	2	2	2-0	0
McNeese State	2	0-1	0-0	0-0	1	0	0-0	0
Mississippi	3	3-6	1-3	2-4	4	1	1-0	9
Miss. State	2	2-5	1-3	0-0	2	6	1-0	5
South Carolina	1	2-4	0-1	0-0	1	1	1-0	4
Southern	1	3-3	1-1	2-2	2	1	2-0	9
Tennessee	1	3-4	2-3	0-0	2	4	3-0	8
Vanderbilt	2	0-1	0-0	0-0	1	0	3-0	0

Paul Wolfert

OPPONENT	G	FG	3FG	FT	REB	AST.	PF-D	PTS
Arkansas	1	0-0	0-0	0-0	0	1	0-0	0
Auburn	1	0-0	0-0	0-0	0	0	0-0	0
Centenary	1	0-0	0-0	3-3	0	0	0-0	3
Houston	1	0-0	0-0	0-1	0	0	0-0	0

Radio/TV Roster

THIS IS LSU

PLAYERS

COACHES

REVIEW

PREVIEW

RECORDS

HISTORY

LSU

MEDIA



1

Tony Gipson
6-1 * 160 * Jr. * Guard
Farmerville, La.



2

Darrel Mitchell
5-11 * 175 * So. * Guard
St. Martinville, La.



3

Tack Minor
5-10 * 185 * Fr. * Guard
Houston, Texas



4

Regis Koundjia
6-9 * 215 * Fr. * Forward
Bangui, African Republic



5

Mildon Ambres
6-5 * 217 * Fr. * Guard
Opelousas, La.



10

Charlie Thompson
6-1 * 190 * Sr. * Guard
Lake Charles, La.




11

Josh Maravich
6-3 * 180 * So. * Guard
Covington, La.



14

Jaime Lloreda
6-9 * 245 * Sr. * Forward
Colon, Panama



20

Tim Bush
6-6 * 245 * So. * F
New Orleans, La.



22

Xavier Whipple
6-2 * 170 * Jr. * Guard
McIntyre, Ga.



30

Brandon Bass
6-8 * 240 * Fr. * Forward
Baton Rouge, La.



32

Paul Wolfert
6-9 * 200 * So. * Forward
Burr Ridge, Ill.



35

Darnell Lazare
6-8 * 215 * Fr. * Forward
Baton Rouge, La.



42

Antonio Hudson
6-5 * 206 * Jr. * Guard
Grambling, La.



45

Ross Neltner
6-9 * 228 * Fr. * Forward
Fort Thomas, Ky.



John Brady
Head Coach
Seventh Season
McComb, Miss.



Butch Pierre
Associate Coach
Seventh Season
Darrow, La.




Rickey Broussard
Assistant Coach
Second Season
McComb, Miss.



Michael Giorlando
Assistant Coach
Third Season
New Orleans, La.

COACHES



Coaches of the SEC Era



Harry Rabenhorst

1925-42; 45-57
29 Seasons
Record: 340-264



Dale Morey

1942-44
2 Seasons
Record: 28-19



Jess Fatherree

1944-45
1 Season
Record: 11-7



A.L. Swanson

1944-45
1 Season
Record: 4-2



Jay McCreary

1957-65
8 Seasons
Record: 82-115



Frank Truitt

1965-66
1 Season
Record: 6-20



Press Maravich

1966-72
6 Seasons
Record: 76-86



Dale Brown

1972-97
25 Seasons
Record: 448-301



John Brady

1997-present
6 seasons
Record: 102-81

By Wins

COACH	SEASONS	GAMES	W-L	PCT.
Dale Brown	25	749	448-301	.598
Harry Rabenhorst	29	604	340-264	.563
John Brady	6	183	102-81	.557
Dr. C. C. Stroud	6	103	82-21	.796
Jay McCreary	8	197	82-115	.416
Press Maravich	6	162	76-86	.469
Dale Morey	2	47	28-19	.595
Frank "Tad" Gormley	2	36	25-11	.694
Branch Bocoock	1	23	19-4	.826
J. W. Mayhew	2	15	11-4	.733
Jessee Fatherree	1	18	11-7	.611
H. E. "Gob" Wilson	1	17	10-7	.588
"Moon" Ducote	1	20	8-12	.400
F. M. Long	2	15	6-9	.400
Frank Truitt	1	26	6-20	.231
E. R. Wingard	1	7	5-2	.714
A. L. Swanson	1	6	4-2	.667
R. E. Edmonds	1	1	1-0	1.000



John Brady

Chronological

YEARS	COACH (ALMA MATER)	SEASONS	GAMES	W-L	PCT.
1908-09	E. R. Wingard (Susquehanna)	1	7	5-2	.714
1909-11	J. W. Mayhew (Brown)	2	15	11-4	.733
1911-13	F. M. Long (Oklahoma)	2	15	6-9	.400
1913-18; 19-20	Dr. C. C. Stroud (Tufts)	6	103	82-21	.796
1918-19	R. E. Edmonds (LSU)	1	1	1-0	1.000
1920-21	Branch Bocoock (Georgetown)	1	23	19-4	.826
1921-23	Frank "Tad" Gormley (Loyola)	2	36	25-11	.694
1923-24	"Moon" Ducote (Auburn)	1	20	8-12	.400
1924-25	H. E. "Gob" Wilson (Michigan)	1	17	10-7	.588
1925-42; 46-57	Harry Rabenhorst (Wake Forest)	29	604	340-264	.563
1942-44	Dale Morey (LSU)	2	47	28-19	.596
1944-45	Jessee Fatherree (LSU)	1	18	11-7	.611
1944-45	*A. L. Swanson (LSU)	1	6	4-2	.667
1957-65	Jay McCreary (Indiana)	8	197	82-115	.416
1965-66	Frank Truitt (Otterbein)	1	26	6-20	.231
1966-72	Press Maravich (Davis-Elkins)	6	162	76-86	.469
1972- 97	Dale Brown (Minot St.)	25	749	448-301	.598
1997-	John Brady (Belhaven)	6	183	102-81	.557
1908-2000	18 coaches	95	2229	1264-965	.567

*Fatherree left LSU to join U. S. Army with five games plus the tournament remaining in the 1944-45 season.

Swanson replaced him for the balance of the year.

JOHN Brady

Head Basketball Coach





There are a lot of coaches who would start to feel pretty comfortable after six seasons on the job. They would feel pretty comfortable after rebuilding a program to the point of three post-season tournament appearances in the last four years, including two while under NCAA sanctions and scholarship limitations. Comfortable is how a coach could feel after an SEC Championship, a Sweet 16 NCAA appearance and 81 wins in the last four seasons despite one year with just five scholarship players.

BRADY'S HEAD COACHING RECORD

SAMFORD

Year	/----Overall-----/			/---Conference---/			Finish
	W	L	Pct.	W	L	Pct.	
1991-92	11	18	.379	7	7	.500	tie-3rd
1992-93	17	10	.630	7	5	.583	tie-2nd
1993-94	10	18	.357	4	12	.250	8th
1994-95	16	11	.592	11	5	.687	2nd
1995-96	16	11	.592	11	5	.687	1st-West
1996-97	19	9	.678	11	5	.687	1st-West

LSU

Year	/----Overall-----/			/---Conference---/			Finish
	W	L	Pct.	W	L	Pct.	
1997-98	9	18	.333	2	14	.125	6th-West
1998-99	12	15	.444	4	12	.250	6th-West
1999-00	28	6	.823	12	4	.750	1st-West; 1st-SEC; NCAA Sweet 16
2000-01	13	16	.448	2	14	.125	6th-West
2001-02	19	15	.559	6	10	.375	4th-West; 2nd round NIT
2002-03	21	11	.656	8	8	.500	2nd-West NCAA

TOTALS	191	158	.547	85	101	.457	
Samford	89	77	.536	51	39	.567	
LSU	102	81	.557	34	62	.354	

THE BRADY FILE

NAME: John Brady
BIRTH DATE: Sept. 17, 1954
 (McComb, Miss.)
AGE: 49
HOMETOWN: McComb, Miss.
CHILDREN: Brittany (13), Brooke (9)
HIGH SCHOOL: McComb High School,
 McComb, Miss.
COLLEGE: BS, Belhaven College, 1976
 M. Ed., Mississippi State
 University, 1977

Athletic Playing Background

MCCOMB HIGH SCHOOL, McComb, Miss.

BELHAVEN COLLEGE (Jackson, Miss.) - Three-year starter, scored over 1,000 points for career ... Coach Charlie Rugg ... Two-time All-Southern States Conference ... Inducted Fall 1997 into school athletic hall of fame.

Basketball Coaching Experience

1976-77 - Graduate Assistant Coach, Mississippi State University

1977-82 - Head Coach, Crowley High School, Crowley, La., 129-49 (.725) record in five seasons ... 1981 Louisiana Sports Writers Association Class AAA "Coach of the Year."

1982-90 - Assistant Coach, Mississippi State University. First four years under coach Bob Boyd ... Last four years as a chief recruiter for coach Richard Williams.

1991-97 - Head Coach, Samford University, 89-77 record in six years ... left Samford as winningest coach in Samford history ... Team won TAAC West Division in 1996 and 1997.

MARCH 25, 1997 - Named the 18th head basketball coach at LSU.

1999-2000 - LSU wins SEC West; SEC overall championship; NCAA Sweet 16; Consensus SEC Coach of the Year; LSWA Coach of the Year; NABC/USBWA District Coach of the Year; Runnerup, National Coach of the Year.

2001-02 - Team wins seven of the last 11 games, advances to the second round of the NIT.

2002-03 - LSU wins nine of the last 13, including seven straight to earn a second NCAA Tournament appearance under John Brady ... Named LSWA Coach of the Year; Louisiana Association of Basketball Coaches Coach of the Year.



But John Brady's work ethic won't allow him to relax. Brady and his coaching staff has brought in one of the nation's top recruiting classes to go with two returning starters to make this seventh season intriguing indeed. Brady will try to blend youth and experience together in an attempt to get the Tigers to a second consecutive NCAA Tournament and a third straight post-season appearance. It's a challenge Brady wants and looks forward to.

The LSU fans, the media and college basketball experts have come to know exactly what John Brady stands for. His coaching ability combined with his team's hard work and defensive intensity kept them in games year-in and year-out against teams they weren't supposed to play against. His teams conditioning showed the last two years with strong runs in the late part of the season, including last year when the Tigers rallied to finish 8-8 in the league and win the first two rounds of the SEC Tournament.

More than anything, his 2002-03 team stamped itself in LSU history with a 66-65 win over top-ranked Arizona at the Assembly Center on Dec. 21. It was only the second time in school history an LSU team had defeated a top-ranked AP team, and LSU would become just the second team in school history to defeat three top 10 teams in one season.



More importantly, Brady and his Tigers became one of the few teams ever in college basketball to beat three teams that were at one time or another ranked No. 1 in the AP poll in the same season (Arizona, Alabama and Florida).

After winning 7-of-11 games a year ago to finish the season, the Tigers heart wouldn't let the 2003 season die with only a win over the No. 1 team on resume'. LSU won its last five games to finish 8-8 and then iced a post-season victory with a second-round SEC Tournament win over No. 7 Florida.



LSU would finish with 21 victories.

And while the Tigers lost some very special seniors who helped Brady build the foundation for the LSU program of the early 2000s, there was a sense that the program was gaining its footing as a team to be regularly thought about again in the Southeastern Conference.

When John Brady arrived on campus in March 1997 and was given the job of rebuilding the LSU program, make no mistake, he knew his program would be riddled with shortcomings because of NCAA-imposed sanctions. He knew he would have the chance to mold the program from the ground up and build a rock-solid foundation based on responsibility and accountability.

Brady may not have realized at the time that the journey to the top would stutter a couple of times while the right combination of ideas meshed together. He knows after six years that his skill and knowledge of the game and his belief in discipline and responsibility for actions on and off the floor have made the LSU program strong again; one that LSU fans are proud of because they feel a part of the rebirth of LSU basketball.

When he first arrived, Brady told all who would listen that he had a plan to rebuild the LSU program. There were dreams of building a program where the players would take responsibility for their actions and make people proud of what they were trying to accomplish, both on and off the floor.

The plan is still on going. It has grown so far and continues to grow, all part of John Brady's plan for the LSU basketball program.

Part of that plan is coming to fruition this year. Through recruiting for the future, Brady and his staff have and continue to bring in good players who can contribute significant minutes when necessary. The benefits were seen last season with four senior starters and now a recruiting class that is ranked near the top and ready to do whatever job they are asked to do for the good of the program.

Brady didn't come here with a plan that just looked good on paper. His practical and sensible plan gave the LSU program the chance to shine again.

Maybe LSU fans should have realized how bright the future was going to be when Brady's first team in 1997-98 took the floor. They were always undermanned, but the team played hard that first year and gave a strong effort almost every time out on the floor, no matter how difficult the circumstances. That has continued to be the case through Brady's first six years and why the overall results are positive.

But Brady's plan isn't just taking place on a hardwood floor in the Maravich Assembly Center. He has worked hard to show the public that the athletic and academic pursuits of the LSU players should be challenged to the fullest. All the while, he was also making sure his players understood that the methods and rules of the program

Head Coach

INTRO

THIS IS LSU

PLAYERS

COACHES

REVIEW

PREVIEW

RECORDS

HISTORY

LSU

MEDIA





would make them not only better athletes, but better students able to adapt to the outside world once school was completed.

That's part of the reason that LSU basketball is not only a success on the court, but in the classroom as well. This past year, three LSU players made the SEC Academic Honor Roll and the team GPA continues to improve to its highest in years.

Nine LSU players under John Brady - Reggie Tucker, Willie Anderson, Jack Warner, Brian Beshara, Collis Temple III, Brad Bridgewater, Jermaine Williams, Pete Bozek, Jason Wilson - have received their degrees at LSU and more are on pace to wear the cap and gown as well. In fact, LSU last season was one of the few Division I basketball teams to have two players on the active roster who had already received their degrees from the University with eligibility remaining, including Collis Temple III who played the last semester while working on his doctorate degree.

Brady was confident his plan would work when he arrived at LSU. Despite constant doubts and obstacles thrown at him, he has shown the plan did work. His 1999-2000 team is a perfect example of how a group of players could achieve success by implementing the plans of the coach in staff to the best of their ability. When LSU won the Hawaii Pacific Tournament in November 1999, the players sensed that something special was about to happen. When LSU upset highly ranked Oklahoma State in the Sugar Bowl Classic in New Orleans, the fans began to believe. When LSU defeated Arizona, Auburn and Kentucky in a 15-day period, anything seemed possible.

That year, maybe it was. The Tigers won their first-ever SEC Western Division championship in 2000 and their first SEC Championship since 1991. LSU earned a spot in the NCAA Tournament for the first time since 1993, won a game in the tournament for the first time since 1992 and advanced to the Sweet 16 for the first time since 1987.

The plan was working and the creator of the plan was rewarded. John Brady was a consensus choice as the conference Coach of the Year. He was the NABC and USBWA All-District Coach of the Year and runner-up for national coach of the year.

He could have easily been honored the last two years for keeping his team together and keeping his system in place when others at 2-8 in 2002 and 3-8 in 2003 would have been looking to switch gears. But his players remained focused on the task at hand and won seven of 11 to finish the season in 2002 and seven of nine to finish 2003, earning post season notoriety both years.

Brady has shown that he is a man with a passion for basketball, an interest in building a quality program and a man wanting to make LSU the best. He also wants his players to be the best in both basketball and life. He continues that this year as he looks forward to the challenge of the 2003-04 season.

Before LSU

Brady came to LSU after six highly successful seasons at Samford University in Birmingham, Ala., one of several programs he's helped building in his career.

The McComb, Miss., native played his college ball at Belhaven College in Jackson, Miss., from 1972-76, earning two-time All-Southern States Conference selection at guard. Brady was a three-year starter at Belhaven and scored over 1,000 points for his career under Coach Charlie Rugg. In 1997, he was inducted into the school's athletic Hall of Fame for his achievements.

After graduating from Belhaven, Brady received his first coaching assignment at Mississippi State, serving a one-year tenure as graduate assistant while earning his Masters in Education. With his Masters degree, Brady moved to the prep ranks, making the first stop of his career in Louisiana. This stop was as the head

coach of Crowley High School from 1977-82.

Serving through the 1981-82 season, he compiled a record of 129-49 (.752). During the 1980-81 campaign, Brady made a visit to the Maravich Assembly Center as a head coach, as Crowley advanced all the way to the Class AAA finals in the Top 28 Tournament. Brady was named the Louisiana Sports Writers Association Coach of the Year for the classification that season. In all, three of his Crowley teams advanced to at least the quarterfinals in the playoffs.

His return to college coaching came at Mississippi State for the 1982-83 season, serving four years under Bob Boyd (an LSU assistant in 1997) and four years under coach Richard Williams. Under Williams, he served as chief recruiter, bringing in such MSU stars as Cameron Burns, Greg Carter and Tony Watts, who led the Bulldogs from last place in the SEC, to the conference co-championship with LSU and an NCAA bid in 1991, one year after Brady's departure from MSU.

During his MSU tenure, he recruited eight players who received All-SEC honors. The Bulldogs were 7-21 in Williams' first season as head coach. The Bulldogs showed steady improvement and advanced to the second round of the NIT in 1990 before the 1991 SEC co-championship.

One of the players Brady worked with at Mississippi State was Butch Pierre from St. Amant High. Now, Brady and Pierre are connected again, as members of the LSU basketball staff.

Following his tenure in Starkville, Brady returned to Louisiana for a second time, this time to serve on the staff of Tim Floyd at the University of New Orleans. Again, Brady was part of an NCAA Tournament team with the Privateers.

On to Samford

It came time for Brady to take the next big step to a Division I college head coaching position. What he did at Samford was bring a new level of excitement to the fans and to the team that will be talked about for years.

In his six-year tenure (1992-97), he turned the Trans-American Athletic Conference team into a consistent winner, posting a record of 89-77. He posted double figures victory totals each of his six seasons, something the school did not enjoy in any of the five years prior to Brady's arrival.

In his final three seasons at Samford, he was 16-11 (1995, 1996) and 19-9 (1997) giving the school three-straight winning seasons for the first time since 1982-84. He was the only Samford coach to have four winning seasons in his career and he left as the school's winningest coach.



John Brady visits a campus sorority house on his annual pre-season tour of greek organizations and dormitories.

The Bulldogs won two TAAC West Division Championships, sharing the crown in 1996 and winning it outright in 1997, the first TAAC basketball championship of any kind, at that time, for Samford. The team was 11-5 each of his last three seasons in the conference.

In Brady's six years at Samford, the team had three first-team and five second-team All-TAAC selections. In his last season at Samford, he had five members of his team make the All-TAAC academic team, giving him 14 total members of the team during his tenure.

That trend has continued at LSU as he has had 16 players earn Academic All-SEC honors.

He has had the SEC Player of the Year, the co-Freshman of the Year and two NBA draft choices, including the No. 2 pick in the draft. All that has been a part of the foundation of LSU basketball under John Brady.

The 49-year-old Brady is the father of two daughters, Brittany, 13, and Brooke 9.

In six seasons, John Brady has taken the LSU Tigers a long way both on and off the court. The Tiger program is solid both athletically and academically. The top athletes in the country are seriously putting LSU at the top of their lists and Brady is earning the grudging respect of his peers in the league. The plan to bring back the success of the LSU program has now shifted to the future of keeping the program at the top of the Southeastern Conference for years to come.

Tiger fans like what they see and that has the rest of the SEC a little concerned about the success LSU is having these days. Everyone has seen the John Brady plan implemented and sees a bright future indeed.

Brady Ball

BRADY VS. ALL OPPONENTS

Air Force	1-0	Georgia Southern	0-2	Prairie View A&M	2-0
Alabama	4-8	Georgia State	8-7	Purdue	0-1
Alabama State	1-1	Gonzaga	0-1	Robert Morris	1-0
Alcorn State	1-0	Grambling State	1-0	Rice	0-1
Arizona	2-2	Hawaii-Hilo	1-0	Saint Louis	0-1
Arkansas	6-9	Houston	4-1	Sam Houston State	1-0
Arkansas State	0-1	Howard	2-0	Shorter	1-0
Auburn	6-6	Iowa	1-0	South Alabama	1-0
Austin Peay	2-2	Iowa State	0-1	South Carolina	3-3
Ball State	0-1	Jacksonville State	3-1	Southeastern Louisiana	8-5
Baptist Christian	1-0	Jackson State	2-0	Southeast Missouri State	3-0
Baylor	0-1	Kentucky	1-4	Southern-Baton Rouge	2-0
Belhaven	3-0	Lamar	0-1	Southern-New Orleans	1-0
Belmont	1-0	Louisiana-Lafayette	1-1	Southwest Texas State	0-1
Berry College	1-0	Louisiana-Monroe	1-0	Stetson	6-7
Bethel	1-0	LSU	1-0	Tennessee	1-6
Brewton-Parker	1-0	Loyola-NO	1-0	Tennessee-Chattanooga	0-1
Cal State-Northridge	1-0	Mercer	9-4	Tennessee-Martin	2-1
Campbell	4-1	McNeese State	4-0	Tennessee-Temple	1-0
Centenary	13-3	Miami (Fla.)	0-1	Texas	2-1
Central Florida	6-1	Mississippi	5-7	Texas A&M	0-1
The Citadel	1-1	Mississippi State	5-10	Texas A&M Corps Christi	1-0
College of Charleston	0-6	New Orleans	2-1	Texas-Pan American	1-2
Dartmouth	0-1	Nicholls State	6-0	Texas Southern	1-1
Davidson	0-2	North Carolina A&T	1-0	Towson	1-0
Delaware State	1-0	North Carolina Asheville	1-1	Troy State	1-0
Drake	1-1	North Carolina Gr'boro	2-0	Tulane	1-0
Eastern Kentucky	1-0	Northeastern Illinois	2-0	Vanderbilt	3-5
Evansville	0-1	North Georgia	1-0	Wake Forest	0-1
Florida	2-6	North Texas	1-0	Weber State	0-1
Florida Atlantic	2-0	Northwestern State	1-1	William & Mary	1-0
Florida International	4-7	Oakland	1-0	Winthrop	1-1
Fresno State	1-1	Oklahoma State	1-0	Wisconsin	0-1
Furman	0-2	Oregon State	1-0	Wyoming	2-0
Georgia	4-4	Portland	0-1	Xavier (Ohio)	0-1



BUTCH Pierre

Associate Head Coach

College Coaching Experience

- 1984-86 - Graduate Assistant, Mississippi State
- 1986-88 - Assistant Coach, Kentucky State
- 1988-89 - Assistant Coach, UL-Lafayette
- 1989-96 - Assistant Head Coach, UL-Lafayette
- 1996-97 - Assistant Coach, North Carolina-Charlotte
- 1997-02 - Assistant Coach, LSU
- 2002- Associate Head Coach, LSU

"Hoopscoop" called Butch Pierre this past spring, "one of the best recruiters in the business, one of the hottest guys in the business."

It's easy to see why after another recruiting class at LSU that was ranked No. 1 in the nation in some circles, which included Parade All-Americans, a McDonald's All-American and the state of Kentucky's Mr. Basketball.

But as Pierre enters his seventh season at LSU as John Brady's top assistant, recruiting top players to LSU is becoming the expected norm for this coach who is constantly working the recruiting trails looking for the best fit for LSU, both athletically and academically.

Pierre was the man Brady wanted on his staff to help build a program and he has done it through intense work on the practice court and hours and hours of work in the office and on the road. But it's nothing new for Pierre's work ethic and it has been on display at Kentucky State, UL-Lafayette and North Carolina-Charlotte where he also had recruiting and coaching success.

At LSU, despite scholarship limitations, Pierre was still able to bring in the players that helped the Tigers to three post-season appearances in the last four years, including the 2000 SEC Championship team that went to the NCAA Sweet 16.

Pierre is highly involved in the total basketball program at LSU and is a vital fixture in practice preparation, on the floor coaching and plays an important role in the development of the total basketball program through his work with each student-athlete. His recruits have been successful in the classroom, as nine of John Brady's players have graduated since this coaching staff arrived in Baton Rouge.

Pierre, a native of Darrow, La., was a state prep and Southeastern Conference college standout in his playing days. At St. Amant High School, he earned prep All-American honors and was named a member of the Louisiana Sports Writers Association all state teams both his junior and senior seasons. His jersey was retired at St. Amant in 1980. Pierre started four seasons as a point guard at Mississippi State University and graduated as the Bulldogs leader in assists (342).

Pierre, the team captain in his senior season, graduated in 1984 with

a Bachelor of Science degree in Education and received his Masters degree in 1986, graduating with honors as a member of the Gamma Beta Phi Society. He then served as a graduate assistant coach (on a staff with John Brady under long-time head coach Bob Boyd) at Mississippi State while earning his Masters degree.

Pierre's win total as part of the staffs at Louisiana-Lafayette, UNCC and LSU stands at 265 in 15 seasons, and in the last four seasons at LSU, the Tigers have won 81 games, many of those coming with players Pierre has worked with Brady to bring to Baton Rouge.

Pierre has made his mark in coaching wherever he has set up shop. He also has built and established a reputation throughout the country of turning losing into winning at each institution he has worked at throughout his career. At each stop, the head coach, in an average of three seasons had won a league title and was named conference coach of the year.

In his first full-time collegiate job, Pierre spent two years as an assistant at Kentucky State (1986-88), where the program made a 12-game turnaround in his first year from 5-23 to 17-12, the school's first winning season in seven years.

Following Kentucky State, Pierre came back to Louisiana and Division I at Louisiana-Lafayette, joining the Cajuns for the 1988-89 season. Pierre had a spectacular eight-year career as an assistant, watching the team compile a 141-97 record as ULL won two Sun Belt Conference championships and played in two NCAA Tournaments and a preseason NIT, winning fewer than 16 games only once in those eight years.

More than a dozen of the players he recruited for Louisiana-Lafayette went on to see professional action after their Cajun careers. He was elevated to the top aide position in only his second year on the Cajun staff.

Pierre left ULL for North Carolina-Charlotte for the 1996-97 season. He put together a Top 10 recruiting class at UNCC, which went 22-9, and won a first round game over Georgetown in the NCAA Tournament.

Pierre, who enjoys speaking to various groups throughout the state, has shown he takes tremendous pride in his coaching career in the development of players as student-athletes both on and off the court.

"My association with Butch goes back to his playing days at St. Amant High School when I was the basketball coach at Crowley," said LSU Coach John Brady. "We then continued the relationship at Mississippi State where he played while I was an assistant. He has experienced outstanding success with each stop as an assistant. He is an excellent coach, a proven recruiter and most importantly, a loyal friend."

Butch and his wife, Clemmie, are parents of daughter Langley (12) and 10-year-old twin sons, Joseph III and Josh.



THE PIERRE FILE

- YEAR AT LSU:** Sixth
- BIRTH DATE:** October 4, 1962
- AGE:** 41
- HOMETOWN:** Darrow, La.
- WIFE:** Clemmie
- CHILDREN:** Langley (12), Joseph III (10), Josh (10)
- COLLEGE:** BS, Education, Miss. State, 1984
M. Ed., Miss. State, 1986



RICKEY

Broussard

Assistant Coach

College Coaching Experience

- 1983-86 – Assistant Coach, Louisiana-Lafayette
 1986-89 – Assistant Coach, South Florida
 1990-02 – Head Coach, Nicholls State University
 NCAA Tournament, 1995, 1998
 SLC Coach of the Year, 1992, 1995, 1998
 LSWA Coach of the Year, 1995, 1998
 NABC District 8 Coach of the Year, 1998
 Two SLC Regular Season Titles
 Two SLC Tournament Titles
- 2002 – Assistant Coach, LSU

Rickey Broussard enters his second season on the staff of LSU Coach John Brady after 12 years as the head men's basketball coach at Nicholls State University in Thibodaux.

Broussard came to LSU with credentials that fit in very nicely with the LSU program: strong recruiting ability, post-season tournament experience and an excellent on-court teacher.

He's involved with all those facets of the LSU program, including on-court coaching and he works with Coach John Brady on the scheduling of future games for the LSU team.

Broussard, a 1970 graduate of Louisiana Lafayette, is one of just two Southland Conference coaches to record 100 career league wins. He led the Colonels to two SLC regular season and tournament titles as well as trips to the NCAA Tournament in both 1995 and 1998. During his 12 seasons, Broussard led Nicholls State to top three finishes in the SLC eight times while becoming just the second coach in the history of Colonel basketball to win 150 games.

He left Nicholls State with an overall record of 150-183 while putting together a 113-89 record in Southland Conference play. Broussard coached six first-team All-SLC selections, while picking up SLC Coach of the Year accolades three times. In 10 of the 11 seasons Nicholls State was in the Southland Conference, the Colonels had a player named to the SLC's first team. Showing his recruiting abilities, Broussard coached three of the last six SLC Newcomers of the Year during his time at Nicholls State.

One of the highlights for Broussard in SLC play came in 1998 when Nicholls State rattled off 14 straight wins to start conference play and finished the regular season with a 15-1 record. The Colonels were one of just seven NCAA Division I schools to capture conference titles by going undefeated or losing just one game during league play.

While at Nicholls State, Broussard had been invited to be a clinician at

the NCAA's Yes Clinics at the Final Four and also lectured at the Louisiana High School Coaches Association convention and the Mississippi All Sports Clinic. For three seasons, Broussard served on the NCAA's Southeast Regional Advisory Committee and as a voter on the ESPN/USA Today's top 25 poll.

Prior to becoming the head coach at Nicholls State, Broussard served six seasons as a college assistant. From 1983-86, at Louisiana-Lafayette, formerly the University of Southwestern Louisiana, he served at a time when the Cajuns won 55 games and made it to the National Invitation Tournament twice, including 1984 when the team was in the NIT Final Four. In 1986, he moved to South Florida where he served as an assistant for three seasons. He then coached one year at North Vermilion High School before being tabbed for the Nicholls State job.

In all, Broussard spent 13 seasons as a prep coach with 12 of his teams advancing to the Louisiana state playoffs. His other prep stops besides North Vermilion include Meaux, Fatima and St. Thomas More High Schools in the Lafayette area. He also coached the 1981 Acadiana All-Star AAU junior basketball team to a national runner-up finish.

"Rickey Broussard brings coaching experience from every level, recruiting expertise at challenging places, and a personality that will fit in well with the belief system that we have established," said LSU Coach John Brady. "My association with Rickey goes back to 1977 when I was at Crowley High School and Rickey was the head coach at Fatima in Lafayette. He is an extremely positive person and an excellent teacher. I have always felt one aspect of a successful program was to surround yourself with experienced, talented and loyal people. Rickey, without question, fits that type of coach and person."

Broussard is married to the former Paula Goff. Broussard has two daughters, Catrelle and Stephanie, while wife Paula has a son, Damon.



THE BROUSSARD FILE

YEAR AT LSU:	Second
BIRTH DATE:	Sept. 28, 1948
AGE:	55
HOMETOWN:	Lafayette
WIFE:	Paula
CHILDREN:	Catrelle, Stephanie, Damon
COLLEGE:	BS, Louisiana-Lafayette, '70 M. Ed., Louisiana-Lafayette, '73



MIKE Giorlando

Assistant Coach

College Coaching Experience

- 1991-92 - Graduate Assistant, New Orleans
- 1997-01 - Assistant Coach, New Orleans
- 2001 - Assistant Coach, LSU

He was a proven dentist, but LSU fans now know him as a proven basketball coach and a valuable part of the staff of Coach John Brady as Giorlando enters his third season in Baton Rouge.

Giorlando, like the other members of the LSU coaching staff, are all here as part of a special relationship which is spoken quite often in this basketball program. When the time came prior to the 2001-02 season to fill a vacancy on the coaching staff, Brady knew exactly where to turn.

New Orleans native, Giorlando joined the basketball staff after his second stint at the University of New Orleans. In his first stint with the Privateers he worked on the staff of coach Tim Floyd, whom Brady also coached under at UNO.

But Giorlando took a different road to the college coaching profession. His first interest in basketball came while playing in



high school for the Blue Jays at Jesuit High School in New Orleans for Coach Kevin Trower. After graduating with a Bachelor of Science degree in biology from Spring Hill College in Mobile, Ala., in 1980, the 45-year-old Giorlando received his Doctor of Dental Surgery degree from the LSU School of Dentistry in New Orleans in 1984, and a Masters in education from UNO in 1987. After getting his degree, he served as a dentist for eight years before

he decided to take a shot at being a basketball coach.

His first stint came during the 1991-92 season under Floyd, a year when the Privateers ranked among NCAA Division I leaders in field goal percentage, blocked shots, rebound margin and scoring defense.

Giorlando has also spent time in the tough high school basketball ranks of New Orleans as boys head coach at St. Martin's, Archbishop Shaw and Archbishop Hannan high schools from 1992-97. His teams made three playoff appearances. He also coached two seasons as the junior-varsity coach at St. Martin's from 1989-91.

He returned to UNO in 1997 as the third assistant on the staff, moving up to a full-time assistant coach position in 1999. The 1999-2000 UNO team was in the national rankings for scoring defense (61.7 points) and three-point field goal percentage.

At LSU, Giorlando is involved in scouting reports on future opponents, on floor coaching, academics and overseeing the John Brady summer basketball camps.

"In Mike Giorlando, we have an experienced, talented coach," said LSU head basketball coach John Brady. "My association with Mike goes back to when I worked with Tim Floyd at UNO. Mike has also worked for Coach Floyd and possesses the talent and expertise to fulfill the responsibilities of the position. Since I have been a head coach, I have always pursued talented, loyal, hard working coaches who have the experience and the ability to become head coaches. Our coaching staff continues to be built on that philosophy."

Giorlando was director of UNO's Hoops for Education summer high school basketball camp in 1990 and 1991.

Giorlando and his wife, Judy, have two sons: Andrew, 11, and Michael J., 7.




THE GIORLANDO FILE

- YEAR AT LSU:** Third
- BIRTH DATE:** Sept. 14, 1958
- AGE:** 45
- HOMETOWN:** New Orleans, La.
- WIFE:** Judy
- CHILDREN:** Andrew (11), Michael J (7)
- COLLEGE:** BS, Biology, Spring Hill College, 1980
DDS, LSU School of Dentistry, 1984
M.Ed., New Orleans, 1987



LARRY
Cordaro

Basketball Operations



Larry Cordaro enters his third year with the LSU basketball program, his second as Director of Basketball Operations.

Cordaro, a 23-year-old native of Ruston, is a May 2002 graduate of LSU with a degree in Accounting. He will earn his Masters degree in Sports Management in May 2004.

His LSU duties are to head the team's video exchange program, help coordinate the pre-game meals and meetings of the LSU men's basketball Booster Club, the 6th Man Club, along with helping coordinate the annual summer John Brady Basketball Camps and other duties assigned by Coach Brady and members of the LSU men's basketball staff.

Cordaro is a 1998 graduate of Ruston High School. While at Ruston High, Larry played four years on the basketball team.

SUPPORT STAFF



Pam LeBlanc
Secretary



Aaron Bachert
Student Trainer



James Landry
Head Manager



Lindsay Brasher
Student Secretary



Lauren Roth
Student Secretary

LSU MANAGERS

James Landry (head manager)
Justin Primeaux
Alex Joshua

Blane Jordan
Dane Barbera
Kenneth Pennie

Sixth Man Club

SIX YEARS AGO, COACH JOHN BRADY instituted his LSU Tiger Basketball 6th Man Club to allow the dedicated fans of LSU basketball a chance to be a closer part of the program. LSU basketball fans responded positively to the chance to be in on the ground floor of the LSU building project.

The LSU Tiger Basketball "6th Man Club" is the chance for every Tiger fan to become a closer part of the program and the support of the fans makes it possible for the men's basketball program to continue doing the right things for the program's success in the future.

Monies derived from the club go directly to the Tiger Athletic Foundation's basketball account.



Coach Brady gives a pre-game scouting report to club members.



The annual postseason Sixth Man Club Banquet.

MEMBER BENEFITS

For \$275 in yearly dues fee, members of the "6th Man Club" will receive the following benefits:

- 1) Pre-Game Buffet in the L-Club Room of the Maravich Assembly Center located adjacent to the LSU Basketball Locker Room.
- 2) An autographed poster complete with the signatures of the LSU coaching staff and entire basketball team.
- 3) Each month, all club members will receive a copy of "The Tiger Tribune," the official 6th Man Club Newsletter with player profiles, and other inside information on LSU basketball.
- 4) Each member will be given an official club membership card that will get a member admitted to LSU basketball practice.
- 5) Club members will also receive a copy of the official LSU Tiger Media Guide.
- 6) Each member of the 6th Man Club will receive a ticket for two to the LSU Basketball Pre-Season Tip-Off Party attended by club members, coaching staff, their wives and the LSU players.
- 7) Your membership card allows you and a guest to the buffet. You can bring an additional guest for only \$5.

Applications and other information are available at the:

**LSU Men's Basketball Office
225-578-8217**

Please make checks payable to "TAF-Basketball 6th Man Club" and mail to:

**LSU Men's Basketball Office
P. O. Box 25095
Baton Rouge, La. 70894-5095**



TOMMY
Moffitt

**Strength & Conditioning
Coordinator**

Tom Moffitt is in his fourth season as the coordinator of LSU's strength and conditioning program, after coming to the Tiger athletic staff from the University of Miami.

In February of 2000, shortly after he was appointed LSU's strength coach, Moffitt was named the 1999 Collegiate Football Strength and Conditioning Coach of the Year by the Professional Football Strength and Conditioning Coaches Society.

Moffitt served as the head strength and conditioning coach at Miami for two years, helping head coach Butch Davis rebuild the Hurricane program. While at Miami, Moffitt was named the 1998 Big East Strength Coach of the Year.

Moffitt went to Miami after four seasons, 1994-97, as associate head strength and conditioning coach at Tennessee.

A 1986 graduate of Tennessee Tech, Moffitt started his career as an assistant football coach at John Curtis High School in River Ridge from 1987-94, earning the 1992 award as the National High School Strength Coach of the Year, given by the Professional Football Strength and Conditioning Coaches Society.

Born in Summerville, Tenn., Moffitt is married to the former Jill Beron and they have two children, Clay and Aaron.

THE MOFFITT FILE

YEAR AT LSU: Fourth (appointed Jan. 10, 2000)
BIRTHDATE: Jan. 10, 1963 at Summerville, Tenn.
WIFE: Jill
CHILDREN: Clay, Aaron
HIGH SCHOOL: Springfield High
COLLEGE: Tennessee Tech '86

1987-94 John Curtis High School (assistant coach)
1994-97 Tennessee (assoc. head strength & conditioning coach)
1998-99 Miami (strength & conditioning coordinator)
2000- LSU (strength & conditioning coordinator)



SCOTT
Gaden

**Assistant Strength &
Conditioning Coordinator**

Scott Gaden is in his fourth year as an assistant strength coach at LSU, coming to Baton Rouge from Kansas State where he was an assistant strength coach for three seasons.

Gaden earned his bachelor's degree in psychology from Midland College (Neb.) in 1995 and his master's of science degree in kinesiology from Kansas State in 1997. A four-year letterwinner at Midland, Gaden earned Academic All-America, honorable mention All-America, first team All-Conference and NAIA All-Nebraska accolades as an offensive lineman.

Gaden, 30, holds certifications as a Certified Strength and Conditioning Specialist (CSCS) with the National Strength and Conditioning Association, a certified Olympic lifts coach with the USA Weightlifting and a Specialist in Sports Conditioning (SSC) through the International Sports Sciences Association.

A native of Julian, Neb., Gaden is married to the former Stacey Weir, and they have one child, Brandon.



THE GADEKEN FILE

YEAR AT LSU: Fourth
WIFE: Stacey
CHILDREN: Brandon (2)
COLLEGE: Midland College '95
POSTGRADUATE: Kansas State '97

Athletic Training Staff



ANDREW
Shea

Head Basketball Trainer

Andrew Shea begins his sixth season on the LSU campus as part of the athletic training staff in charge of John Brady's men's basketball program.

Shea served as student athletic trainer during his undergraduate days at West Virginia University in Morgantown. His primary responsibilities were with the soccer and football squad, while serving in 1987 as head student athletic trainer for baseball.


Following his graduation in July 1987, Shea began a nine-year association with the Morgantown Physical Therapy Associates. There he served as Clinical Athletic Trainer where he was responsible for providing daily patient care in a sports medicine/general orthopedic physical therapy clinic. He also aided in rehabilitation of Division I intercollegiate athletes associated with West Virginia University.

On the professional level, he served in the spring of 1992 as the Co-Head Athletic Trainer for the Frankfurt Galaxy Football Club of the World League of American Football in Germany.

Shea returned to his alma mater in 1996 to work on his master's degree at West Virginia. During that time he served as Head Athletic Trainer for the 1996-97 women's gymnastics team and the 1997-98 women's basketball team in addition to other athletic related duties.

He has authored many professional presentations at various conferences and has served as a Special Olympics volunteer. He is a certified member of the National Athletic Trainers Association.

Drew and wife Lori are the parents of three children: Alexandra (5), Madison (4) and MacKenzie (2).



THE SHEA FILE

YEAR AT LSU: Sixth
BIRTHDATE: May 16, 1964
WIFE: Lori
CHILDREN: Alexandra (5), Madison (4), MacKenzie (2)
HIGH SCHOOL: Lewis County High School
HOMETOWN: Weston, W. Va.
COLLEGE: West Virginia University, '87
POSTGRADUATE: West Virginia University (Masters), '98

REVIEW





HEART & *Hustle*

In many ways, the 2003 season for LSU basketball is one that will be remembered by LSU fans for years to come.

Sure there was the heart and hustle, winning seven straight games including two in the SEC Tournament to finish the conference season at 8-8 to assure a chance to go to a third post season tournament in four years.

The 2003 squad was a veteran bunch led by seniors Torris Bright,

Collis Temple III, Ronald Dupree and Brad Bridgewater, all who left LSU with at least 80 wins in their four years on the campus, a Southeastern Conference championship, an NCAA Sweet 16 appearance, two total NCAA appearances and a win, for only the second time in school history, over a team ranked No. 1 in the Associated Press poll.

LSU was 3-8 in the SEC when the February magic took hold as LSU beat

Arkansas and Auburn at home, Tennessee and Ole Miss on the road and then handled Alabama in an intense battle before 12,822 paid at the Assembly Center. For the seniors it was a memorable finish and although the post-season journey was too short, the group helped coach John Brady lay the foundation for the future of the program through the 2000s.

In all, the 21-11 season had some notable moments:

Ronald Dupree

Dupree capped off his career by being named to the league's All-SEC second team. It was the third consecutive year that Dupree made All-SEC, averaging 15.8 points per game (7th in the SEC) and 7.8 rebounds a game (4th). He was tied for the league lead in double doubles with nine. Dupree had his best season shooting from the field, at 52.9 percent (3rd). Dupree was also named 2003 SEC All-Tournament and was All-District VI as chosen by the United States Basketball Writers. His 8.3 rebounding average in SEC games, tied for second. Dupree finished as one of just four players in LSU history to be in the top 10 lists in school career scoring and rebounding, joining Durand Macklin, Shaquille O'Neal and Bob Pettit.

Torris Bright


Bright started every game of his four-year career at LSU with the exception of one his sophomore season. He set the mark for most starts in a career, 128. He finished third at LSU in career assists and steals and ended each season with more assists than turnovers. The Slidell, La., native finished fourth in the league in assists with a 4.69 average. Bright finished his career as LSU's most prolific three-point maker, hitting 237 over his four years. He was eighth this past season in three-point field goal percentage in the league at 40.8 percent. More importantly, he was the iron man of LSU basketball, playing 4,250 minutes, 26 short of the school's all-time leader, Howard Carter.

Collis Temple III

Temple proved to be one of the game's most improved players from the day he walked on to the LSU campus until he finished his career in the NCAA Tournament. He will also go down as one of the few players to have completed both his undergraduate and Masters Degree with eligibility remaining, receiving his Master's Degree in Sports Management Dec. 20. The son of the first LSU African-American basketball signee (Collis Temple, Jr.) earned SEC Player of the Week honors March 3 for his efforts against Auburn and Tennessee, scoring 19 points against Auburn and 23 against Tennessee, hitting 14-of-20 field goals. He finished fifth in career threes made with 169.

Jaime Lloreda

The junior college player of the year came to LSU and made his mark, getting named second team All-District by the National Association of Basketball Coaches. He had 19 points and 13 rebounds against No. 1 Arizona and earned SEC Player of the Week honors. He had nine double doubles, tying for the league lead in that category and his 9.0 rebound average was second in the SEC. Lloreda averaged 56.3 percent from the field and only shot below 50 percent in eight games. He tied for sixth on LSU's school block list for a season with 61 and was second in the league.



Torris Bright

Xavier Whipple

Whipple became the model story of a player who came to LSU and worked hard and waited patiently for his time to come. It came in the final minutes of a loss at Tuscaloosa in early February to Alabama. John Brady liked what he saw from the sophomore and put Whipple in the lineup where he stayed as he helped LSU to nine wins in the last 13 games.

Three Over 1,000

LSU finished the season with three players all over 1,000 career points (Dupree, Bright, Temple) marking the first time LSU had three players scoring over 1,000 career points on the same team since 1990-91 (O'Neal, Vernel

LSU'S 2002-03 SEASON HONORS

Ronald Dupree

Second Team All-SEC, Associated Press, Coaches All-SEC Tournament
 First Team USBWA All-District 6
 First Team NABC All-District 8

Brian Green

SEC Academic Honor Roll

Jaime Lloreda

Second Team NABC All-District 8
 SEC Player of the Week, Dec. 23

Collis Temple III

Earned Master's Degree at December commencement
 SEC Player of the Week, March 3

Charlie Thompson

SEC Academic Honor Roll

2002-2003 Season Review



Antonio Hudson and the Tigers reached the semifinals of the SEC Tournament for the second straight season.

Singleton, Wayne Sims). Dupree finished his career eighth all-time in scoring with over 1,700 points. Dupree also finished sixth on the school all-time rebounding list.

Knocking Off the Best

The 2003 Tigers were just the second team in school history to knock off three teams in the same season ranked in the AP Top 10, defeating No. 1 Arizona, No. 7 Mississippi State and No. 7 Florida. Bridgewater, Bright, Dupree and Temple each won five games against Top 10 opponents in their career. The 2003 Tigers beat three teams that were ranked No. 1 in the AP poll at one time or another during the season.

Raining Threes

In one week, the Tigers reset the school mark for three-pointers twice. The mark of 13 fell on Wednesday, Feb. 27, when LSU hit 16 three-pointers and then made 17 treys at Tennessee (March 1). For the week the Tigers were 33-of-52 from three-point range. In that Tennessee game, LSU had 27 assisted baskets out of a total of 30 made.

SEC Streak

LSU's first round win in the SEC Tournament gave LSU a win in the event each of the last four years, the longest active streak in the league.

Hot at Home

LSU won 16 of 18 home games in 2002-03 at the Maravich Assembly Center, tying the 1989-90 team for the most wins in a single season in the building. LSU has won 28-of-35 games the last two seasons. LSU has won 46 straight non-conference regular season home games dating back to Dec. 1997, while LSU has won 43 straight home games against colleges and universities from Louisiana.

Scoring Notes

Scoring 80 and above has always been a good thing for LSU in the Brady era. The Tigers are 39-0 in the Brady era when scoring more than 80 points, 7-0 this past season. LSU continues to improve its mark when failing to score 70 in a contest. LSU has won just one-quarter of the last 133 games when scoring under 70, but the 2003 Tigers were 6-5 and Brady's teams over his first six years are 43 percent winners when failing to break 70.

2002-03 LSU LEADERS

Scoring Average

Ronald Dupree	15.8
Jaime Lloreda	12.3
Torris Bright	11.1
Collis Temple III	10.8
Antonio Hudson	7.5

Rebounding Average

Jaime Lloreda	9.0
Ronald Dupree	7.8
Collis Temple III	3.5
Torris Bright	3.1
Antonio Hudson	2.9

Field Goal Percentage

Thomas Davis	65.2
Jaime Lloreda	56.3
Ronald Dupree	52.9
Xavier Whipple	52.6
Tony Gipson	50.0

3-Point Field Goals Made

Torris Bright	62
Collis Temple III	57
Darrel Mitchell	42
Antonio Hudson	27
Ronald Dupree	13

3-Point FG Percentage

Darrel Mitchell	.424
Torris Bright	.408
Tony Gipson	.400
Collis Temple III	.375
Xavier Whipple	.357

Free Throw Percentage

Collis Temple III	.77.5
Darrel Mitchell	.73.2
Torris Bright	.72.7
Ronald Dupree	.67.9
Antonio Hudson	.67.8

Assists

Torris Bright	150
Ronald Dupree	77
Antonio Hudson	62
Darrel Mitchell	56
Collis Temple III	55

Steals

Torris Bright	59
Darrel Mitchell	45
Antonio Hudson	42
Collis Temple III	28
Jaime Lloreda	27

Blocks

Jaime Lloreda	61
Brad Bridgewater	13
Antonio Hudson	12
Torris Bright	11
Collis Temple III	11

Minutes Played

Ronald Dupree	1,063
Torris Bright	1,012
Jaime Lloreda	875
Collis Temple III	825
Antonio Hudson	806

Exhibition Game, Global Sports 78, LSU 69

November 7, at Baton Rouge, La.

Global Sports	FG	3FG	FT	REB	PTS
Jones *	6-10	3-5	2-2	3	17
Martin *	4-7	0-0	4-10	11	12
Lockhart *	3-4	0-0	2-2	5	8
Harrison *	4-7	1-2	3-4	2	12
Flint *	3-6	2-4	0-0	1	8
Pledger	2-2	2-2	0-0	0	6
Taylor	2-6	2-5	0-0	3	6
Trammel	2-5	0-0	2-3	3	6
Hensley	0-3	0-1	0-0	2	0
Wimbley	1-6	0-0	1-2	4	3
Team				3	
TOTALS	27-56	10-19	14-23	37	78

LSU	FG	3FG	FT	REB	PTS
Dupree *	3-11	0-2	8-11	9	14
Bridgewater *	5-9	0-0	1-2	3	11
Bright *	1-10	0-7	0-0	3	2
Lloreda *	5-7	0-1	4-7	10	14
Hudson *	3-5	1-1	0-0	3	7
Temple III	6-12	2-7	0-0	4	14
Gipson	0-0	0-0	0-0	0	0
Mitchell	0-3	0-2	0-0	3	0
Thompson	0-1	0-0	0-0	0	0
Bush	1-1	0-0	0-0	1	2
Trask	1-2	1-2	0-0	0	0
Davis	1-1	0-0	0-0	0	2
Team				1	
TOTALS	26-62	4-22	13-20	37	69

Halftime: GS 33, LSU 32. Total FG Pct: GS 48.2, LSU 41.9. 3Pt FG Pct: GS 52.6, LSU 18.2. FT Pct: GS 60.9, LSU 65.0. Assists: GS 14 (Harrison 5), LSU 17 (Bright 6). Turnovers: GS 17 (Harrison, Martin 3), LSU 16 (Lloreda 5). Blocks: GS 3 (Lockhart 2), LSU 2 (Bridgewater, Dupree). Steals: GS 10 (Harrison 3), LSU 8 (Bright, Lloreda, Temple III 2). Attendance: 2,844-actual.

Exhibition Game, LSU 81, Houston Sports Group 71

November 15, at Baton Rouge, La.

Sports Group	FG	3FG	FT	REB.	PTS.
Baker *	6-13	2-6	0-0	3	14
White, R. *	1-6	0-1	0-2	5	2
Young *	3-5	0-0	0-0	4	6
White, T. *	4-9	0-0	4-4	1	12
Earl *	6-16	0-1	5-6	12	17
McKelvey	0-1	0-0	0-0	3	0
Austin	5-7	1-3	5-6	1	16
Kirkaldy	1-4	0-0	0-0	3	4
Traban	0-2	0-0	0-0	0	0
Team				3	
TOTALS	27-63	3-11	14-18	35	71

LSU	FG	3FG	FT	REB.	PTS.
Dupree *	6-11	0-0	2-4	7	14
Bridgewater *	4-7	0-0	1-1	1	8
Bright *	3-8	1-6	0-1	4	7
Temple III *	4-9	3-8	4-5	8	15
Hudson *	0-6	0-3	0-0	2	0
Gipson	0-1	0-0	0-0	2	0
Mitchell	4-6	1-3	4-4	2	13
Thompson	0-0	0-0	0-0	1	0
Lloreda	2-5	0-0	3-4	8	7
Bush	1-1	0-0	0-0	3	4
Trask	1-2	1-1	0-0	0	2
Johnson	5-7	0-0	3-6	1	13
Team				4	
TOTALS	30-63	5-21	16-24	41	81

Halftime: LSU 41, HSG 32. Total FG Pct: HSG 42.9, LSU 47.6. 3Pt FG Pct: HSG 27.3, LSU 23.8. FT Pct: HSG 77.8, LSU 66.7. Assists: HSG 10 (Earl 6), LSU 20 (Hudson 5). Turnovers: HSG 22 (Earl 6), LSU 21 (Bright, Dupree 4). Blocked Shots: HSG 1 (Young), LSU 6 (Bright 2). Steals: HSG 15 (Earl 5), LSU 10 (Hudson 4). Attendance: 2,688-actual.

Game 1, LSU 68, Nicholls State 24

Hispanic College Fund Classic First Round
November 22, at Baton Rouge, La.

Nicholls St.	FG	3FG	FT	REB	PTS
Lennon *	0-4	0-2	0-0	2	0
Geason *	2-6	0-0	0-0	2	4
Jones, C. *	1-2	0-0	0-0	2	2
Brown *	0-5	0-2	1-2	1	1
Porter *	2-9	1-2	0-1	4	5
O'Quinn	0-1	0-0	0-0	0	0
Jones, L.	1-2	1-1	0-0	0	3
Ruttley	0-0	0-0	0-0	1	0
James	1-8	0-2	0-0	3	2
Wilcher	3-11	0-0	1-2	4	7
Team				5	
TOTALS	10-48	2-9	2-5	24	24

LSU	FG	3FG	FT	REB	PTS
Dupree *	3-6	0-2	1-4	9	7
Lloreda *	2-4	0-0	1-2	5	5
Bridgewater *	3-7	0-0	3-3	2	9
Bright *	3-7	2-4	0-1	2	8
Temple III *	3-5	2-4	0-0	4	8
Green	0-0	0-0	0-0	0	0
Gipson	4-7	0-3	1-3	2	9
Mitchell	2-7	2-4	2-4	6	8
Thompson	0-0	0-0	0-0	1	0
Bush	0-0	0-0	0-0	1	0
Trask	0-0	0-0	0-0	1	0
Whipple	0-0	0-0	0-0	0	0
Hudson	2-7	1-2	0-0	3	4
Davis	0-1	0-0	0-0	0	0
Johnson	5-7	0-0	0-2	13	10
Team				3	
TOTALS	27-58	6-19	8-19	52	68

Halftime: LSU 44, NSU 12. Total FG Pct: NSU 20.8, LSU 46.6. 3Pt FG Pct: NSU 22.2, LSU 31.6. FT Pct: NSU 40.0, LSU 42.1. Assists: NSU 4 (Brown 2), LSU 12 (Bright 3). Turnovers: NSU 20 (Brown 5), LSU 16 (Johnson 4). Blocks: NSU 0, LSU 9 (Johnson 6). Steals: NSU 9 (Brown 2), LSU 13 (Hudson, Johnson 3). Attendance: 8,134-actual.

Game 2, LSU 71, South Alabama 62

Hispanic College Fund Classic Championship Game
November 24, at Baton Rouge, La.

South Alabama	FG	3FG	FT	REB	PTS
Ivy *	0-3	0-0	3-4	2	3
Williams *	0-2	0-0	0-0	3	0
Young *	8-18	5-10	0-0	3	21
Williams *	3-8	0-0	3-8	3	9
Ezekwe *	2-6	1-1	1-2	3	6
McLavish	0-0	0-0	1-2	1	1
Sormonte	1-3	0-1	0-1	2	2
Bedden	5-8	0-1	1-1	2	11
Law	1-6	0-4	2-2	1	4
White	2-4	0-0	1-1	3	5
Team				7	
TOTALS	22-58	6-17	12-21	30	62

LSU	FG	3FG	FT	REB	PTS
Dupree *	5-12	0-2	2-7	4	12
Lloreda *	7-7	0-0	3-4	10	17
Bridgewater *	4-4	0-0	0-0	1	8
Bright *	4-9	1-6	3-4	5	12
Temple III *	1-6	1-4	2-2	5	5
Mitchell	2-4	1-1	2-3	5	7
Thompson	0-0	0-0	1-2	0	1
Trask	0-0	0-0	0-0	0	0
Hudson	2-6	1-3	0-0	8	5
Johnson	2-6	0-0	0-2	5	4
Team				0	
TOTALS	27-54	4-16	13-24	43	71

Halftime: USA 34, LSU 30. Total FG Pct: USA 37.9, LSU 50.0. 3Pt FG Pct: USA 35.3, LSU 25.0. FT Pct: USA 57.1, LSU 54.2. Assists: USA 9 (Law, Williams 3), LSU 19 (Bright 5). Turnovers: USA 17 (Williams, Young 5), LSU 20 (Dupree 6). Blocks: USA 0, LSU 4 (Lloreda 2). Steals: USA 7 (Williams 3), LSU 6 (Mitchell 4). Attendance: 7,122-actual.

Game 3, Texas A&M 79, LSU 77

Space City Hoops Classic
November 30, at Houston, Texas

LSU	FG	3FG	FT	REB	PTS
Bright *	4-9	3-6	0-1	4	11
Dupree *	4-14	1-3	3-5	5	12
Lloreda *	4-6	0-0	3-4	8	11
Temple III *	6-10	5-7	2-3	1	19
Bridgewater *	2-3	0-0	0-0	1	4
Mitchell	4-5	3-4	0-0	4	11
Thompson	0-0	0-0	0-0	2	0
Hudson	3-13	1-6	0-0	4	7
Johnson	1-4	0-0	0-0	3	2
Team				4	
TOTALS	28-64	13-26	8-13	36	77

Texas A&M	FG	3FG	FT	REB	PTS
Bean *	1-2	0-0	0-0	6	2
Anderson *	2-6	0-1	0-0	2	4
Garcia-Morales *	2-5	0-1	6-8	3	10
Wright *	8-19	4-8	2-2	7	22
King, B. *	9-16	4-6	4-8	6	26
King, J.	2-2	1-1	0-0	1	5
Ress	0-3	0-0	0-0	2	0
Brookhart	1-1	0-0	0-1	3	2
Turner	3-5	0-0	0-0	2	6
Watkins	0-0	0-0	0-0	1	0
Jackson	0-0	0-0	0-0	0	0
Team				5	
TOTALS	28-59	11-19	12-19	37	79

Halftime: TAM 45, LSU 38. Total FG Pct: LSU 43.8, TAM 47.5. 3Pt FG Pct: LSU 50.0, TAM 57.9. FT Pct: LSU 61.5, TAM 63.2. Assists: LSU 20 (Dupree 5), TAM 18 (B. King 6). Turnovers: LSU 15 (Bright 4), TAM 17 (B. King 6). Blocks: LSU 3 (Temple III 2), TAM 3 (Wright 2). Steals: LSU 9 (Hudson, Mitchell, Temple III 2), TAM 6 (Wright 2). Attendance: 12,808.

Game 4, LSU 65, Delaware State 44

December 3, at Baton Rouge, La.

Delaware St.	FG	3FG	FT	REB	PTS
Matthews, An. *	7-13	3-7	3-3	6	20
James *	0-2	0-0	0-0	1	0
Matthews, Aa. *	3-6	0-0	0-0	5	6
Bowen *	1-2	1-2	0-0	1	3
Davis *	1-7	1-4	0-0	0	3
Lessene	4-9	2-3	0-0	1	10
Hunter	0-0	0-0	0-0	0	0
Parker	1-2	0-0	0-0	1	2
Hawkins	0-2	0-0	0-0	2	0
Studivant	0-0	0-0	0-0	0	0
Team				3	
TOTALS	17-43	7-16	3-3	20	44

LSU	FG	3FG	FT	REB	PTS
Dupree *	8-9	0-0	2-2	8	18
Lloreda *	3-3	0-0	3-4	4	9
Bright *	1-6	0-5	0-0	5	2
Temple III *	5-7	3-5	4-4	3	17
Hudson *	5-7	1-1	1-1	1	12
Gipson	1-2	1-1	0-0	1	3
Mitchell	0-4	0-2	0-0	0	0
Thompson	0-0	0-0	0-0	0	0
Bush	0-0	0-0	0-0	1	0
Trask	0-0	0-0	0-0	0	0
Whipple	0-0	0-0	0-0	0	0
Wolffert	0-0	0-0	0-0	0	0
Davis	1-1	0-0	2-2	0	4
Bridgewater	0-3	0-0	0-1	3	0
Team				0	
TOTALS	22-48	7-19	11-21	32	62

Halftime: LSU 33, DSU 16. Total FG Pct: DSU 39.5, LSU 57.1. 3Pt FG Pct: DSU 43.8, LSU 35.7. FT Pct: DSU 100, LSU 85.7. Assists: DSU 8 (Aa. Matthews 5), LSU 17 (Dupree 3). Turnovers: DSU 12 (Aa. Matthews 3), LSU 9 (Bright 3). Blocks: DSU 0, LSU 3 (Dupree, Hudson, Temple III). Steals: DSU 7 (Bowen 2), LSU 8 (Bright 3). Attendance: 7,034-actual.

Game 5, LSU 93, McNeese State 72

December 7, at Baton Rouge, La.

McNeese St.	FG	3FG	FT	REB	PTS
Johnson *	3-5	0-0	0-0	6	6
Williams *	5-7	3-4	0-0	2	13
Jackson *	4-8	0-0	1-2	5	9
Lewis *	0-4	0-2	0-0	5	0
Coleman *	6-12	3-7	5-5	5	20
Oliver	2-5	0-2	3-4	0	7
Tucker	1-4	0-3	4-6	4	6
Watts	0-0	0-0	0-0	1	0
Miley	0-0	0-0	2-2	0	0
Garnett	1-4	1-3	0-0	1	3
Farmer	3-5	0-0	0-0	2	6
Team				1	
TOTALS	25-54	7-21	15-20	32	72

LSU	FG	3FG	FT	REB	PTS
Bright *	5-7	3-5	3-4	4	16
Dupree *	7-11	0-0	8-11	6	22
Lloreda *	9-15	0-0	5-10	14	23
Temple III *	3-8	2-6	2-2	0	10
Hudson *	1-3	0-0	0-0	2	2
Green	1-1	0-0	0-0	0	2
Gipson	1-3	0-0	2-2	1	4
Mitchell	5-9	1-2	1-		

Box Scores

Game 8, LSU 66, Arizona 65

December 21, at Baton Rouge, La.

Arizona	FG	3FG	FT	REB	PTS
Iguodala *	2-8	0-2	0-0	11	4
Anderson *	5-9	0-2	1-2	4	11
Fox *	1-4	0-0	0-1	6	2
Stoudamire *	4-6	0-3	4-4	2	6
Gardner *	5-14	4-10	2-4	1	16
Bynum	1-9	0-4	2-5	4	4
Rodgers	0-1	0-0	0-0	0	0
Adams	4-10	0-1	3-3	5	11
Lattimore	0-2	0-0	3-4	5	11
Frye	4-7	0-0	3-4	5	11
Team				3	
TOTALS	23-70	4-22	15-23	41	65

LSU	FG	3FG	FT	REB	PTS
Dupree *	5-8	0-0	2-3	9	12
Lloreda *	6-10	0-0	7-10	13	19
Bright *	1-6	0-3	5-7	4	7
Temple III *	2-7	0-2	0-0	6	4
Hudson *	7-14	3-5	3-5	9	20
Gipson	0-0	0-0	0-0	0	0
Mitchell	2-7	0-1	0-0	1	4
Thompson	0-0	0-0	0-0	0	0
Davis	0-0	0-0	0-0	0	0
Bridgewater	0-0	0-0	0-0	1	0
Team					
TOTALS	23-52	3-41	17-25	44	66

Halftime: LSU 32, UA 26. Total FG Pct: UA 32.9; LSU 44.2. 3Pt FG Pct: UA 18.2; LSU 27.3. FT Pct: UA 65.2; LSU 68.0. Assists: UA 5 (Anderson 2); LSU 12 (Bright 7). Turnovers: UA 11 (Gardner 4); LSU 19 (Dupree 6). Blocks: UA 4 (Iguodala 2); LSU 5 (Lloreda 3). Steals: UA 12 (Iguodala 4); LSU 5 (Bright, Dupree, Hudson, Mitchell, Temple). Attendance: 11,260-paid.

Game 9, LSU 74, Tulane 62

Nokia Sugar Bowl Classic
December 28, at New Orleans, La.

Tulane	FG	3FG	FT	REB	PTS
Brown, B. *	4-9	2-6	4-5	4	14
Sinville *	5-11	0-0	1-1	6	11
Spann *	3-9	0-3	0-0	0	6
Marsh *	11-24	3-6	2-2	8	27
Tinsley *	2-5	0-1	0-0	4	4
Parker	0-1	0-1	0-0	0	0
Benfield	0-0	0-0	0-0	0	0
Tatarunas	0-3	0-1	0-0	1	0
Brown, G.	0-0	0-0	0-0	1	0
Team				8	
TOTALS	25-62	5-16	7-81	32	62

LSU	FG	3FG	FT	REB	PTS
Dupree *	8-15	1-2	5-5	7	22
Lloreda *	3-8	0-0	0-0	10	6
Bright *	6-7	3-4	2-2	5	17
Temple III *	3-8	2-5	0-0	2	8
Hudson *	3-5	1-2	0-0	0	7
Gipson	0-1	0-1	0-0	0	0
Mitchell	4-9	4-7	0-0	3	12
Thompson	0-0	0-0	0-0	0	0
Bridgewater	1-1	0-0	0-0	1	2
Team				4	
TOTALS	28-54	11-21	7-25	32	74

Halftime: LSU 34, TU 32. Total FG Pct: TU 40.3; LSU 51.9. 3Pt FG Pct: TU 27.8; LSU 52.4. FT Pct: TU 87.5; LSU 100. Assists: TU 12 (Spann 4); LSU 19 (Bright 6). Turnovers: TU 10 (Marsh, Sinville 3); LSU 11 (Dupree, Temple III 3). Blocks: TU 2 (B. Brown, Sinville); LSU 7 (Lloreda 3); TU 6 (Parker 2); LSU 6 (Mitchell 4). Attendance: 11,177.

Game 10, LSU 69, New Orleans 57

December 30, at Baton Rouge, La.

New Orleans	FG	3FG	FT	REB	PTS
Martin *	1-2	0-0	1-2	6	3
Romero *	6-12	1-4	2-4	8	15
Lisaukas *	2-2	0-0	0-0	1	4
Meredith *	1-3	1-2	4-5	1	7
Smith *	3-9	0-2	0-0	3	6
McDade	2-6	1-4	0-2	3	5
Brown	6-10	0-0	1-1	5	12
Mann	1-2	0-0	0-0	2	2
Buggs	1-2	1-1	0-0	2	3
Team				1	
TOTALS	23-48	4-13	7-14	32	57

LSU	FG	3FG	FT	REB	PTS
Dupree *	7-11	0-0	4-4	12	18
Lloreda *	7-9	0-0	0-0	8	14
Bright *	2-9	1-5	3-4	1	8
Temple III *	2-8	1-5	3-4	3	8
Hudson *	4-11	1-3	2-3	0	11
Gipson	1-2	0-1	0-2	2	2
Mitchell	2-6	0-3	4-4	3	8
Thompson	0-1	0-1	0-0	0	0
Bridgewater	0-0	0-0	0-0	4	0
Team				0	
TOTALS	25-57	3-18	16-21	33	69

Halftime: UNO 27, LSU 23. Total FG Pct: UNO 47.9; LSU 43.9. 3Pt FG Pct: UNO 30.8; LSU 16.7. FT Pct: UNO 50.0; LSU 76.2. Assists: UNO 9 (Meredith, Romero, Smith 3); LSU 16 (Bright, Temple III 5). Turnovers: UNO 20 (Romero 8); LSU 9 (Lloreda, Temple III 3). Blocks: UNO 1 (Brown); LSU 1 (Temple III). Steals: UNO 3 (Martin 2); LSU 7 (Mitchell 2). Attendance: 10,184-paid.

Game 11, Georgia 89, LSU 63

January 5, at Athens, Ga.

LSU	FG	3FG	FT	REB	PTS
Bright *	4-6	0-1	3-4	0	11
Dupree *	5-12	1-1	5-6	10	16
Lloreda *	6-9	0-0	5-11	5	17
Temple III *	3-7	1-4	3-4	4	10
Hudson *	1-6	0-3	1-2	1	3
Gipson	0-2	0-2	0-0	0	0
Mitchell	2-7	2-5	0-0	2	6
Thompson	0-0	0-0	0-0	0	0
Bridgewater	0-1	0-0	0-0	0	0
Team				3	
TOTALS	21-50	4-16	17-27	25	63

Georgia	FG	3FG	FT	REB	PTS
Wright *	3-5	1-2	2-2	1	9
Williams *	8-14	7-7	2-6	6	25
Hayes, Ja. *	6-12	2-4	6-6	2	20
Daniels *	4-7	0-0	3-3	7	11
Thomas *	4-55	0-0	0-0	7	8
Wilkins	2-8	1-3	0-0	4	5
Hayes, Jo.	4-4	0-0	2-3	4	10
Arnold	0-0	0-0	1-2	0	1
Wehant	0-1	0-1	0-0	2	0
Team				0	
TOTALS	31-56	11-17	16-22	37	89

Halftime: UG 35, LSU 32. Total FG Pct: LSU 42.0; UG 55.4. 3Pt FG Pct: LSU 25.0; UG 64.7. FT Pct: LSU 63.0; UG 72.7. Assists: LSU 9 (Bright 4); UG 20 (Wilkins 6). Turnovers: LSU 14 (Lloreda 7); UG 15 (Williams 4). Blocks: LSU 3 (Bridgewater, Bright, Lloreda); UG 4 (Thomas 2). Steals: LSU 7 (Dupree, Mitchell 2); UG 6 (Daniels, Ja. Hayes 2). Attendance: 10,523.

Game 12, LSU 80, Houston 51

January 8, at Baton Rouge, La.

Houston	FG	3FG	FT	REB	PTS
Truscott *	3-4	0-0	6-8	15	12
Ferguson *	1-4	0-0	0-0	0	2
Sidney *	1-4	0-1	0-0	0	2
Owens *	2-13	0-6	4-4	8	8
Shelton *	2-4	2-3	2-2	2	8
McGuire	4-7	0-0	1-4	2	9
Jones II	1-5	0-0	0-0	0	2
Barker	2-3	2-3	0-0	0	6
Keys	0-0	0-0	0-0	1	0
Dyer	1-1	0-0	0-0	2	2
Hensley	0-2	0-1	0-0	5	0
Anderson	0-0	0-0	0-0	1	0
Team				2	
TOTALS	17-47	4-14	13-18	38	51

LSU	FG	3FG	FT	REB	PTS
Dupree *	8-12	0-1	7-8	2	23
Bridgewater *	2-4	0-0	3-5	4	7
Bright *	5-9	1-3	0-0	2	11
Temple III *	5-10	1-4	3-4	6	14
Hudson *	3-8	1-4	3-4	3	10
Green	0-0	0-0	0-0	1	0
Gipson	1-2	1-2	0-1	0	3
Mitchell	1-5	1-3	0-0	3	3
Thompson	0-0	0-0	0-0	1	0
Maravich	1-1	0-0	0-0	0	0
Bush	0-0	0-0	1-2	2	1
Whipple	0-0	0-0	0-0	0	0
Wolfert	0-0	0-0	0-1	0	0
Davis	3-4	0-0	0-0	1	6
Team				2	
TOTALS	29-55	5-17	17-25	27	80

Halftime: LSU 37, UH 22. Total FG Pct: UH 36.2; LSU 52.7. 3Pt FG Pct: UH 28.6; LSU 29.4. FT Pct: UH 72.2; LSU 68.0. Assists: UH 8 (Jones II, McGuire, Owens, Truscott 2); LSU 24 (Bright 10). Turnovers: UH 28 (Truscott 9); LSU 10 (Bridgewater, Temple III 2). Blocks: UH 1 (McGuire); LSU 3 (Bridgewater, Dupree, Mitchell). Steals: UH 5 (Owens 2); LSU 14 (Hudson 4). Attendance: 7,446-paid.

Game 13, LSU 85, Mississippi State 72

January 11, at Baton Rouge, La.

Mississippi St.	FG	3FG	FT	REB	PTS
Harper *	2-9	1-6	0-0	3	5
Ignerski *	5-10	2-3	2-2	2	14
Campbell *	3-3	0-0	0-0	2	6
Bowers *	6-10	5-8	0-0	2	17
Zimmerman *	2-5	0-1	0-0	2	4
Cowherd	0-0	0-0	0-0	0	0
Frazier	3-8	2-6	1-2	1	9
Vincent	0-3	0-0	0-0	3	0
Austin	6-10	0-0	5-6	7	17
Smith	0-0	0-0	0-0	0	0
Team				0	
TOTALS	27-50	10-24	8-10	24	72

LSU	FG	3FG	FT	REB	PTS
Dupree *	5-10	0-1	8-9	12	18
Lloreda *	9-16	0-0	1-3	9	19
Bright *	7-7	2-2	1-1	3	17
Temple III *	3-6	1-4	0-0	2	7
Hudson *	1-4	1-2	1-2	2	4
Mitchell	3-4	2-3	4-6	2	12
Thompson	1-1	0-0	0-0	0	2
Bridgewater	3-3	0-0	0-0	0	6
Team				1	
TOTALS	32-51	6-12	15-21	31	85

Halftime: LSU 39, MSU 33. Total FG Pct: MSU 46.6; LSU 62.7. 3Pt FG Pct: MSU 41.7; LSU 50.0. FT Pct: MSU 80.0; LSU 71.4. Assists: MSU 15 (Zimmerman 4); LSU 19 (Bright 10). Turnovers: MSU 14 (Harper 4); LSU 15 (Lloreda 4). Blocks: MSU 3 (Campbell 2); LSU 4 (Lloreda 2). Steals: MSU 8 (Bowers, Frazier 2); LSU 11 (Bright, Hudson, Mitchell 3). Attendance: 11,653-paid.

Game 14, LSU 112, Centenary 65

January 15, at Baton Rouge, La.

Centenary	FG	3FG	FT	REB	PTS
Davis *	0-1	0-0	0-0	0	0
Gale *	4-8	0-0	1-1	1	9
Wisniewski *	9-20	2-7	5-5	3	25
Thibodeaux *	2-10	1-7	0-0	1	5
Moseley *	0-2	0-0	0-0	2	0
Evans	6-11	2-4	2-2	4	16
Sallis	0-0	0-0	2-2	2	2
Buettner	0-0	0-0	0-0	1	0
Mickel	4-8	0-1	0-0	0	8
Team				0	2
TOTALS	25-60	5-19	10-10	16	65

LSU	FG	3FG	FT	REB	PTS
Wright *	4-5	0-1	2-5	6	10
Lloreda *	4-7	0-0	0-0	7	8
Bright *	5-6	2-3	1-2	4	13
Temple III *	4-6	0-1	4-5	5	12
Hudson *	5-6	1-1	1-1	1	12
Green	0-0	0-0	0-0	0	0
Gipson	5-8	4-4	0-0	3	14
Mitchell	4-5	1-2	0-0	0	9
Thompson	1-1	0-0	0-0	0	2
Maravich	0-0	0-0	0-0	0	0
Bush	3-5	0-1	0-0	3	6
Whipple	2-3	1-1	2-2	1	7
Wolfert	0-0	0-0	3-3	0	3
Davis	4-6	0-1	0-0	2	8
Bridgewater	4-6	0-0	0-0	6	8
Team				1	
TOTALS	45-64	9-15	13-18	39	112

Halftime: LSU 59, CC 23. Total FG Pct: CC 41.7; LSU 70.3. 3Pt FG Pct: CC 26.3; LSU 60.0. FT Pct: CC 100.0; LSU 72.2. Assists: CC 12 (Evans, Moseley 4); LSU 27 (Dupree, Temple III 5). Turnovers: CC 15 (Gale 4); LSU 12 (Gipson 3). Blocks: CC 0; LSU 4 (Bridgewater, Davis, Dupree, Temple III). Steals: CC 4 (Evans, Gale, Thibodeaux, Wisniewski); LSU 8 (Mitchell 3). Attendance: 7,343-paid.

Game 15, Ole Miss 67, LSU 57

January 18, at Baton Rouge, La.

Ole Miss	FG	3FG	FT	REB	PTS
----------	----	-----	----	-----	-----

Game 17, Mississippi State 67, LSU 64
January 25, at Starkville, Miss.

LSU	FG	3FG	FT	REB	PTS
Dupree *	6-13	1-2	2-2	6	15
Lloreda *	3-8	0-0	2-4	5	8
Bright *	4-12	2-4	0-0	5	10
Temple III *	4-7	1-3	0-0	3	9
Hudson *	5-11	2-6	0-1	3	12
Mitchell	4-7	2-4	0-2	1	10
Thompson	0-1	0-0	0-0	0	0
Davis	0-0	0-0	0-0	2	0
Bridgewater	0-3	0-0	0-0	1	0
Team					
TOTALS	26-62	8-19	4-9	31	64

Mississippi St.	FG	3FG	FT	REB	PTS
Harper *	0-2	0-0	1-2	4	1
Ignerski *	7-12	1-3	0-0	8	15
Austin *	2-6	0-0	4-5	7	8
Bowers *	6-10	1-2	1-2	5	14
Zimmerman *	2-8	0-2	6-8	7	10
Campbell	1-3	0-0	0-0	4	2
Cowherd	0-0	0-0	0-0	1	0
Frazier	5-10	1-1	0-1	1	11
Vincent	3-4	0-0	0-0	2	6
Team					
TOTALS	26-55	3-8	12-18	40	67

Halftime: MSU 38, LSU 28. Total FG Pct: LSU 41.9; MSU 47.3. 3Pt FG Pct: LSU 42.1; MSU 37.5. FT Pct: LSU 44.4; MSU 66.7. Assists: LSU 11 (Hudson 3); MSU 15 (Zimmerman 5). Turnovers: LSU 15 (Bright 6); MSU 18 (Austin 6). Blocks: LSU 4 (Dupree, Hudson, Lloreda, Temple III); MSU 6 (Bowers, Frazier, Harper, Ignerski, Vincent, Zimmerman). Steals: LSU 9 (Dupree 4); MSU 11 (Austin, Ignerski 3). Attendance: 10,046.

Game 18, Florida 70, LSU 53
January 28, at Baton Rouge, La.

Florida	FG	3FG	FT	REB	PTS
Bonner *	1-6	0-1	1-2	5	3
Lee *	4-6	0-0	0-0	11	8
Walsh *	3-9	0-3	4-5	3	10
Nelson *	7-12	7-11	4-6	2	25
Hamilton *	1-2	0-0	2-2	5	4
Roberson	1-5	1-4	0-0	3	3
Boggan	0-0	0-0	1-2	2	1
Moss	1-2	0-1	1-2	2	3
Drejler	1-5	0-2	2-2	2	4
Colas	4-6	0-0	1-2	4	9
Team					
TOTALS	23-53	8-22	16-23	44	70

LSU	FG	3FG	FT	REB	PTS
Dupree *	10-18	0-2	0-2	9	20
Hudson *	2-12	1-5	2-3	3	7
Lloreda *	1-4	0-0	1-4	11	3
Bright *	0-0	0-4	0-0	4	0
Temple III *	8-17	4-10	1-1	4	21
Mitchell	0-6	0-4	0-0	1	0
Thompson	0-1	0-1	0-0	0	0
Davis	0-0	0-0	0-0	1	0
Bridgewater	1-2	0-0	0-0	3	2
Team					
TOTALS	22-66	5-27	4-10	37	53

Halftime: UF 33, LSU 21. Total FG Pct: UF 43.4; LSU 33.3. 3Pt FG Pct: UF 36.4; LSU 18.5. FT Pct: UF 69.6; LSU 40.0. Assists: UF 10 (Walsh 3); LSU 12 (Hudson 5). Turnovers: UF 14 (Bonner, Hamilton 3); LSU 11 (Hudson, Mitchell 3). Blocks: UF 3 (Moss 2); LSU 6 (Lloreda 3). Steals: UF 6 (Hamilton, Walsh 2); LSU 5 (Bright 2). Attendance: 11,275-paid.

Game 19, Alabama 75, LSU 66
February 1, at Tuscaloosa, Ala.

LSU	FG	3FG	FT	REB	PTS
Dupree *	10-18	0-0	2-4	9	22
Bridgewater *	6-11	0-0	0-0	6	12
Bright *	4-9	3-7	0-0	6	11
Temple III *	2-8	1-5	2-3	7	7
Hudson *	1-5	0-2	2-2	2	4
Mitchell	2-8	2-7	4-5	5	10
Thompson	0-0	0-0	0-0	1	0
Whipple	0-1	0-1	0-0	1	0
Davis	0-0	0-0	0-0	1	0
Team					
TOTALS	25-60	6-22	10-14	39	66

Alabama	FG	3FG	FT	REB	PTS
Thomas *	2-6	0-2	0-0	2	4
Dudley *	6-7	0-0	2-5	9	14
Walker *	6-13	0-0	4-6	10	16
Meade *	0-6	0-5	0-0	5	0
Williams, M. *	8-23	2-9	9-9	6	27
Shelton	2-3	2-3	0-0	2	6
Williams, L.	2-3	0-1	2-4	1	6
Smith	0-0	0-0	0-0	0	0
Pettway	0-3	0-2	2-2	5	2
Team					
TOTALS	26-64	4-22	19-26	41	75

Halftime: UA 34, LSU 28. Total FG Pct: LSU 41.7; UA 40.6. 3Pt FG Pct: LSU 27.3; UA 18.2. FT Pct: LSU 71.4; UA 73.1. Assists: LSU 17 (Mitchell 7); UA 14 (M. Williams 5). Turnovers: LSU 15 (Dupree, Temple III 3); UA 7 (M. Williams 3). Blocks: LSU 1 (Bridgewater); UA 1 (Pettway 1). Steals: LSU 4 (Mitchell 3); UA 4 (Shelton, Thomas, Walker, L. Williams). Attendance: 15,316.

Game 20, LSU 71, South Carolina 58
February 5, at Baton Rouge, La.

South Carolina	FG	3FG	FT	REB	PTS
Eldson *	3-7	1-2	1-1	3	8
Brown *	2-8	0-3	1-2	1	5
Howell *	5-8	0-0	1-2	4	11
Chappell *	0-0	0-0	0-0	1	0
Kinsey *	1-3	0-1	2-2	1	4
Warren	2-7	0-2	2-4	3	6
Powell	6-10	2-3	4-4	4	18
Boynton	0-1	0-1	0-0	2	0
Kitchings	2-8	0-0	2-3	4	6
Team					
TOTALS	21-52	3-12	13-18	26	58

LSU	FG	3FG	FT	REB	PTS
Dupree *	6-17	0-1	5-8	10	17
Bridgewater *	0-2	0-0	1-2	1	1
Bright *	1-3	1-2	3-4	2	6
Whipple *	2-4	0-1	0-0	1	4
Temple III *	6-12	3-8	2-2	5	17
Mitchell	4-7	1-3	3-4	3	12
Lloreda	4-8	0-0	6-8	15	14
Hudson	0-1	0-0	0-0	2	0
Team					
TOTALS	23-54	5-15	20-28	42	71

Halftime: LSU 36, USC 25. Total FG Pct: USC 40.4; LSU 42.6. 3Pt FG Pct: USC 25.0; LSU 33.3. FT Pct: USC 72.2; LSU 71.4. Assists: USC 9 (Eldson 4); LSU 14 (Bright 6). Turnovers: USC 13 (Eldson 3); LSU 15 (Mitchell 4). Blocks: USC 3 (Brown, Eldson, Kitchings); LSU 4 (Lloreda 2). Steals: USC 10 (Kitchings, Powell, Warren 2); LSU 7 (Bright 3). Attendance: 7,834-paid.

Game 21, Auburn 56, LSU 54
February 8, at Auburn, Ala.

LSU	FG	3FG	FT	REB	PTS
Dupree *	8-12	0-0	1-4	7	17
Lloreda *	4-8	0-0	0-1	6	8
Bright *	3-7	2-5	0-0	2	8
Whipple *	2-3	0-1	0-0	2	4
Temple III *	0-3	0-3	3-5	2	0
Mitchell	1-7	1-4	0-0	3	3
Thompson	0-0	0-0	0-0	0	0
Hudson	3-6	1-4	0-0	3	7
Bridgewater	2-2	0-0	0-0	1	4
Team					
TOTALS	23-48	4-17	4-10	30	54

Auburn	FG	3FG	FT	REB	PTS
Daniels *	6-14	1-2	2-2	4	15
Killingsworth *	4-10	0-1	1-2	12	9
Robinson *	3-4	0-0	2-6	4	8
Bird *	5-12	4-9	0-2	4	14
Monroe *	1-5	1-1	0-0	0	2
Watson	1-2	0-4	0-0	3	3
Tucker	0-0	0-0	0-0	0	0
Davis	0-7	0-0	2-2	5	2
Lollar	1-1	1-1	0-0	0	3
Team					
TOTALS	21-55	7-18	7-14	34	56

Halftime: AU 32, LSU 26. Total FG Pct: LSU 47.9; AU 38.2. 3Pt FG Pct: LSU 23.5; AU 38.9. FT Pct: LSU 40.0; AU 50.0. Assists: LSU 13 (Whipple 4); AU 16 (Daniels 4). Turnovers: LSU 18 (Dupree, Whipple 5); AU 15 (Davis, Robinson 3). Blocks: LSU 3 (Lloreda 2); AU 5 (Davis 2). Steals: LSU 6 (Bright 3); AU 12 (Daniels 5). Attendance: 8,900.

Game 22, LSU 79, Vanderbilt 60
February 12, at Baton Rouge, La.

Vanderbilt	FG	3FG	FT	REB	PTS
Thornton *	4-9	0-0	4-4	5	12
Smith *	1-9	0-1	0-0	7	2
Przybylski *	0-5	0-3	0-0	1	0
Holwerda *	1-3	0-1	1-3	4	3
Lakey *	2-4	2-4	0-1	2	6
Moore	2-0	0-3	0-0	2	4
Payton	0-0	0-0	0-0	0	0
Hundley	1-3	0-1	0-0	2	2
Terrell	2-3	0-0	0-0	4	4
Team					
TOTALS	23-61	6-22	8-12	33	60

LSU	FG	3FG	FT	REB	PTS
Dupree *	7-11	0-0	2-2	9	16
Lloreda *	3-10	0-0	3-3	10	9
Bright *	6-9	3-4	2-2	2	17
Whipple *	0-1	0-0	0-0	1	0
Temple III *	7-13	5-7	0-0	5	19
Mitchell	1-4	1-2	0-0	0	3
Hudson	4-7	1-2	3-6	8	12
Bridgewater	1-1	0-0	1-3	3	3
Team					
TOTALS	29-56	10-15	11-16	38	79

Halftime: LSU 44, VU 21. Total FG Pct: VU 37.7; LSU 51.8. 3Pt FG Pct: VU 27.3; LSU 66.7. FT Pct: VU 66.7; LSU 68.8. Assists: VU 13 (Lakey 3); LSU 17 (Bright 5). Turnovers: VU 18 (Lakey 4); LSU 16 (Dupree 4). Blocks: VU 2 (Hundley, Thornton); LSU 4 (Bridgewater, Lloreda 2). Steals: VU 10 (Lakey 4); LSU 11 (Bright, Lloreda 3). Attendance: 7,380-paid.

Game 23, Kentucky 68, LSU 57
February 15, at Lexington, Ky.

LSU	FG	3FG	FT	REB	PTS
Dupree *	4-9	1-1	1-3	7	10
Lloreda *	8-12	0-0	1-2	9	18
Bright *	3-10	2-7	2-2	2	10
Whipple *	0-1	0-0	0-0	2	0
Temple III	3-13	2-8	5-6	6	13
Mitchell	1-3	1-3	1-1	0	4
Hudson	0-2	0-0	0-0	1	0
Bridgewater	1-4	0-0	0-3	2	2
Team					
TOTALS	20-54	6-19	11-19	30	57

Kentucky	FG	3FG	FT	REB	PTS
Daniels *	3-7	0-1	3-4	10	9
Hayes *	2-8	0-1	2-2	10	6
Estill *	3-7	0-0	0-0	3	6
Fitch *	4-10	3-7	4-8	4	15
Bogans *	5-15	3-9	7-7	7	20
Hawkins	0-2	0-1	2-3	3	2
Barbour	3-4	0-1	0-1	6	6
Camara	2-3	0-0	0-0	0	4
Team					
TOTALS	22-56	6-20	18-25	46	68

Halftime: UK 27, LSU 21. Total FG Pct: LSU 37.0; UK 39.9. 3Pt FG Pct: LSU 31.6; UK 30.0. FT Pct: LSU 57.9; UK 72.0. Assists: LSU 13 (Bright 4); UK 11 (Bogans, Daniels 3). Turnovers: LSU 17 (Dupree, Temple III 4); UK 16 (Daniels 4). Blocks: LSU 4 (Lloreda 3); UK 7 (Hayes 6). Steals: LSU 8 (Hudson, Temple III 2); UK 8 (Barbour 3). Attendance: 22,483.

Game 24, LSU 75, Arkansas 56
February 22, at Baton Rouge, La.

Arkansas	FG	3FG	FT	REB	PTS
Eddins *	0-1	0-0	0-0	0	0
Gomez *	3-9	2-4	1-3	5	9
Satchell *	0-3	0-0	1-6	9	1
Ferguson *	2-11	1-5	0-0	0	5
Modica *	4-15	0-3	0-0	6	8
Jones	0-0	0-0	0-0	0	0
Mukubu	2-3	0-1	0-1	2	4
Baker	1-3	0-2	0-0	3	2
Davis	6-12	3-7	1-2	3	16
Sullivan	2-4	0-0	0-0	8	4
Lane	1-4	0-0	3-4	3	5
Blackmon	0-0	0-0	2-3	1	2
Team					
TOTALS	21-65	6-22	8-19	42	56

LSU	FG	3FG	FT	REB	PTS
Dup					

Box Scores

Game 26, LSU 88, Tennessee 67

March 1, at Knoxville, Tenn.

LSU	FG	3FG	FT	REB	PTS
Dupree *	7-11	4-4	4-4	6	22
Lloreda *	3-6	0-0	3-4	5	9
Bright *	6-11	5-8	2-2	2	19
Whipple *	3-4	2-3	0-0	2	8
Temple III *	8-11	6-8	1-1	3	23
Mitchell	1-5	0-2	0-0	2	2
Hudson	1-4	0-2	1-2	1	3
Davis	0-0	0-0	0-0	0	0
Bridgewater	1-3	0-0	0-1	2	2
Team				1	
TOTAL	30-55	17-27	11-14	24	88

Tennessee	FG	3FG	FT	REB	PTS
Crump *	4-7	0-0	0-0	4	8
Slay *	7-18	1-7	4-6	9	19
Holden *	4-6	3-5	0-0	1	11
Watson *	3-6	1-2	0-0	3	7
Higgins *	6-10	4-7	2-2	3	18
Herridon	0-1	0-0	0-0	1	0
Winchester	0-0	0-0	1-2	2	1
Asumna	0-2	0-0	0-0	0	0
Wilborn	1-1	0-0	1-2	6	3
Stribling	0-1	0-0	0-0	1	0
Team				1	
TOTALS	25-52	9-21	8-12	31	67

Halftime: LSU 47, UT 33. Total FG Pct: LSU 54.5; UT 48.1. 3Pt FG Pct: LSU 63.0; UT 42.9. FT Pct: LSU 78.6; UT 66.7. Assists: LSU 27 (Dupree 6); UT 19 (Higgins 5). Turnovers: LSU 6 (Temple III, Whipple 2); UT 15 (Slay 8). Blocks: LSU 4 (Lloreda 3); UT 3 (Wilborn 2). Steals: LSU 6 (Whipple 3); UT 0. Attendance: 15,348.

Game 27, LSU 77, Ole Miss 64

March 5, at Oxford, Miss.

LSU	FG	3FG	FT	REB	PTS
Dupree *	8-11	0-0	2-3	4	18
Lloreda *	4-7	0-0	5-6	8	13
Bright *	6-10	3-5	7-10	7	22
Whipple *	2-3	1-2	1-2	2	6
Temple III *	2-4	1-1	1-2	6	6
Mitchell	0-3	0-2	2-4	4	2
Hudson	2-6	1-3	5-7	7	10
Bridgewater	0-0	0-0	0-0	0	0
Team				2	
TOTALS	24-44	6-13	23-36	36	77

Ole Miss	FG	3FG	FT	REB	PTS
Reed *	4-14	1-6	4-4	3	13
Holtz *	0-0	0-0	0-0	1	0
Allen *	5-11	0-0	3-4	6	13
Sanders *	3-6	3-4	4-6	2	13
Wade *	7-14	3-8	1-2	6	18
Harper	2-7	2-5	1-2	0	7
Pearson	0-2	0-2	0-0	0	0
Fox	0-0	0-0	0-0	0	0
Johnson	0-0	0-0	0-0	0	0
Brown	0-0	0-0	0-0	0	0
Gunn	0-0	0-0	0-0	0	0
Rhodes	0-0	0-0	0-0	0	0
Team				6	
TOTALS	21-54	9-25	13-18	25	64

Halftime: UM 35, LSU 32. Total FG Pct: LSU 54.5; UM 38.9. 3Pt FG Pct: LSU 46.2; UM 36.0. FT Pct: LSU 63.9; UM 72.2. Assists: LSU 12 (Bright 4); UM 17 (Harper 6). Turnovers: LSU 11 (Hudson, Lloreda, Mitchell, Whipple 2); UM 10 (Harper, Reed, Sanders, Wade 2). Blocks: LSU 5 (Lloreda 3); UM 0. Steals: LSU 4 (Mitchell 2); UM 4 (Wade 2). Attendance: 4,227.

Game 28, LSU 66, Alabama 62

March 8, at Baton Rouge, La.

Alabama	FG	3FG	FT	REB	PTS
Winston *	6-21	0-5	2-3	4	14
Dudley *	3-9	1-1	0-0	10	7
Walker *	2-3	0-0	0-0	2	4
Williams, M. *	5-14	1-6	8-9	4	19
Pettway *	0-30	0-2	0-0	3	0
Shelton	5-7	3-5	0-0	5	13
Williams, L.	0-0	0-0	0-0	0	0
Meade	2-3	1-1	0-1	3	5
Team				3	
TOTALS	23-60	6-20	10-13	34	62

LSU	FG	3FG	FT	REB	PTS
Dupree *	7-11	0-2	0-1	12	14
Lloreda *	5-8	0-0	1-4	13	11
Bright *	4-11	3-9	2-2	3	13
Whipple *	1-3	0-1	0-0	1	2
Temple III *	5-9	3-6	0-1	1	13
Mitchell	4-6	3-3	0-0	2	11
Hudson	1-5	0-2	0-0	1	2
Bridgewater	0-0	0-0	0-0	0	0
Team				0	
TOTALS	27-53	9-23	3-8	33	66

Halftime: UA 29, LSU 29. Total FG Pct: LSU 38.3; UA 38.3. 3Pt FG Pct: UA 30.0; LSU 39.1. FT Pct: UA 76.9; LSU 37.5. Assists: UA 8 (Dudley, M. Williams 3); LSU 14 (Bright 6). Turnovers: UA 15 (M. Williams, Winston 4); LSU 16 (Temple III, Whipple 4). Blocks: UA 5 (Dudley, Winston 2); LSU 8 (Lloreda 7). Steals: UA 12 (M. Williams 5); LSU 10 (Bright 4). Attendance: 12, 822-paid.



Darrel Mitchell

Game 29, LSU 85, Arkansas 56

SEC Tournament First Round

March 13, at New Orleans, La.

Arkansas	FG	3FG	FT	REB	PTS
Sullivan *	3-9	0-0	0-2	7	6
Gomez *	0-4	0-0	0-2	1	0
Satchell *	1-4	0-0	0-0	8	2
Ferguson *	0-3	0-2	0-0	0	0
Davis *	5-12	3-5	0-0	3	13
Jones	2-6	2-5	0-0	5	6
Mukubu	3-9	0-1	0-1	4	6
Baker	2-7	0-2	0-0	5	4
Eddins	0-1	0-1	0-0	1	0
Modica	6-12	3-5	3-4	4	18
Lane	0-0	0-0	1-2	0	1
Blackmon	0-1	0-1	0-0	0	0
Team				4	
TOTALS	22-68	8-22	4-11	40	56

LSU	FG	3FG	FT	REB	PTS
Dupree *	4-7	0-0	6-8	10	14
Lloreda *	2-6	0-0	1-2	6	5
Bright *	5-9	4-7	3-9	3	17
Whipple *	2-2	0-0	3-4	1	7
Green	5-10	3-7	5-6	1	18
Temple III *	0-1	0-0	0-0	0	0
Mitchell	3-5	2-4	1-2	2	9
Thompson	2-2	0-0	0-0	1	4
Maravich	0-0	0-0	0-0	0	0
Bush	0-0	0-0	0-0	0	0
Wolfert	0-0	0-0	0-0	0	0
Hudson	2-6	1-3	2-2	4	7
Bridgewater	1-6	0-0	2-4	4	4
Team				4	
TOTALS	26-54	10-21	23-37	36	85

Halftime: LSU 45, UA 19. Total FG Pct: UA 32.4; LSU 48.1. 3Pt FG Pct: UA 36.4; LSU 47.6. FT Pct: UA 36.4; LSU 62.2. Assists: UA 9 (Mukubu 4); LSU 15 (Bright 5). Turnovers: UA 15 (Ferguson 5); LSU 13 (Lloreda 5). Blocks: UA 2 (Baker, Satchell); LSU 4 (Hudson 2). Steals: UA 6 (Sullivan 2); LSU 4 (Dupree 2). Attendance: 11,430.

Game 30, LSU 65, Florida 61

SEC Tournament Quarterfinals

March 14, at New Orleans, La.

LSU	FG	3FG	FT	REB	PTS
Dupree *	11-15	1-1	1-2	9	24
Lloreda *	8-10	0-0	5-11	15	21
Bright *	1-5	1-4	0-0	1	3
Whipple *	0-0	0-0	1-2	3	1
Temple III *	4-13	1-5	0-0	1	9
Mitchell	1-4	0-2	0-0	3	2
Hudson	2-2	1-1	0-0	2	5
Bridgewater	0-0	0-0	0-0	0	0
Team				0	
TOTALS	27-49	4-13	7-15	36	65

Florida	FG	3FG	FT	REB	PTS
Roberson *	3-12	1-6	0-0	1	7
Hamilton *	2-5	0-2	0-0	3	4
Bonner *	4-10	3-5	4-4	3	15
Lee *	3-4	0-0	1-3	2	7
Walsh *	4-8	2-3	0-3	8	10
Moss	1-1	0-0	2-3	2	4
Nelson	1-4	1-4	0-0	0	3
Drejer	0-3	0-1	0-0	0	0
Colas	3-7	0-0	5-6	5	11
Team				2	
TOTALS	21-54	7-21	12-19	29	61

Halftime: LSU 40, UF 27. Total FG Pct: LSU 55.1; UF 38.9. 3Pt FG Pct: LSU 30.8; UF 33.3. FT Pct: LSU 46.7; UF 63.2. Assists: LSU 16 (Hudson, Whipple 4); UF 7 (Hamilton, Walsh 2). Turnovers: LSU 15 (Bright 5); UF 13 (Bonner, Walsh 3). Blocks: LSU 4 (Lloreda); UF 3 (Bonner 2). Steals: LSU 6 (Lloreda 3); UF 8 (Bonner, Hamilton 2). Attendance: 16,548.

Game 31, Mississippi State 76, LSU 61

SEC Tournament Semifinals

March 15, at New Orleans, La.

LSU	FG	3FG	FT	REB	PTS
Dupree *	4-12	0-1	1-1	5	9
Lloreda *	5-14	0-0	1-2	11	11
Bright *	3-8	2-6	2-2	2	10
Whipple *	2-4	1-2	0-0	2	5
Temple III *	4-7	2-4	1-1	1	11
Mitchell	1-4	0-1	2-2	2	4
Hudson	5-6	1-1	0-1	5	11
Bridgewater	0-0	0-0	0-0	1	0
Team				3	
TOTALS	24-55	6-15	7-9	32	61

Mississippi St.	FG	3FG	FT	REB	PTS
Harper *	2-6	0-2	1-2	5	5
Ignerski *	7-10	1-3	0-0	3	15
Austin *	5-15	1-2	3-4	7	14
Bowers *	8-17	6-9	4-4	2	26
Zimmerman *	4-8	1-2	0-0	9	9
Busse	0-0	0-0	0-0	0	0
Bennett	0-1	0-0	0-0	0	0
Campbell	0-2	0-0	0-0	0	0
Cannon	0-0	0-0	0-0	1	0
Cowherd	1-1	1-1	0-0	0	3
Frazier	0-0	0-0	0-0	0	0
Vincent	2-2	0-0	0-0	5	4
Smith	0-0	0-0	0-0	1	0
Team				1	
TOTALS	29-62	10-19	8-10	34	76

Halftime: MSU 34, LSU 32. Total FG Pct: LSU 43.6; MSU 46.8. 3Pt FG Pct: LSU 40.0; MSU 52.6. FT Pct: LSU 77.8; MSU 80.0. Assists: LSU 12 (Whipple 5); MSU 18 (Zimmerman 11). Turnovers: LSU 18 (Bright 5); MSU 12 (Ignerski 4). Blocks: LSU 8 (Lloreda 4); MSU 4 (Bowers 2). Steals: LSU 8 (Hudson 5); MSU 8 (Bowers, Frazier 2). Attendance: 21,427.

Game 32, Purdue 80, LSU 56

NCAA First Round

March 21, at Birmingham, Ala.

Purdue	FG	3FG	FT	REB	PTS
Buscher *	3-4	0-0	1-2	6	7
Booker *	2-6	1-1	1-1	5	6
Deane *	4-11	1-4	2-2	6	11
McKnight *	2-3	0-0	2-2	4	6
Lowe *	3-7	1-2	7-7	2	14
Teague	2-4	1-1	0-0	2	5
Ford	1-1	0-0	0-0	1	2
Kartelo	0-0	0-0	0-0	0	0
Parkinson	0-0	0-0	0-0	1	0
Buckley	7-11	5-6	1-2	3	20
Kilgore	0-1	0-1	0-0	0	0
Garrity	1-1	0-0	1-1	0	3
Kiefer	2-3	0-0	2-2	0	6
Team				3	
TOTALS	27-52	9-16	17-19	33	80

LSU	FG	3FG	FT	REB	PTS
Dupree *	3-12	0-2	2-2	7	8
Lloreda *	8-13	0-0	5-11	14	21
Bright *	4-10	2-6	0-0	2	10
Whipple *	0-3	0-2	2-2	1	2
Temple III *	2-11	2-6	0-0	4	6
Mitchell	1-4	1-4	0-0	1	3
Hudson	2-7	1-6	1-2	2	6
Bridgewater	0-0	0-0	0-0	0	0
Team				4	
TOTALS	20-60	6-26	10-17	35	56

Halftime: PU 32, LSU 32. Total FG Pct: PU 51.9; LSU 33.3. 3Pt FG Pct: PU 56.3; LSU 23.1. FT Pct: PU 89.5; LSU 58.8. Assists: PU 7 (McKnight 3); LSU 7 (Hudson, Lloreda, Whipple 2). Turnovers: PU 19 (Deane 5); LSU 16 (Hudson, Mitchell 4). Blocks: PU 1 (Booker); LSU 3 (Hudson 2). Steals: PU 9 (Lowe 3); LSU 7 (Lloreda 3). Attendance: 14,242.

2002-03 Overall Season Statistics

Record - 21-11, Home-16-2, Away 2-6, Neutral 3-3

NO. PLAYER	GP-GS	MIN-AVG.	FG-FGA	PCT.	3FG-FGA	PCT.	FT-FTA	PCT.	/-----REBOUNDS-----/			PF-FO	A	TO	BLK	STL	PTS-AVG.
									OFF	DEF	TOT-AVG.						
12 Dupree, Ronald	32-32	1063-33.2	199-376	.529	13-37	.351	93-137	.679	77	172	249-7.8	79-1	77	64	8	22	504-15.8
14 Lloreda, Jaime	30-29	875-29.2	144-256	.563	0-1	.000	82-148	.554	98	171	269-9.0	84-0	34	68	61	27	370-12.3
03 Bright, Torris	32-32	1012-31.6	119-259	.459	62-152	.408	56-77	.727	20	80	100-3.1	55-0	150	74	11	59	356-11.1
41 Temple, Collis III	32-32	825-25.8	117-269	.435	57-152	.375	55-71	.775	33	79	112-3.5	65-1	55	60	11	28	346-10.8
42 Hudson, Antonio	32-16	806-25.2	86-213	.404	27-89	.303	40-59	.678	17	77	94-2.9	65-0	62	45	12	42	239-7.5
02 Mitchell, Darrel	32-0	635-19.8	71-172	.413	42-99	.424	41-56	.732	10	60	70-2.2	67-1	56	39	6	45	225-7.0
51 Johnson, Shawnson	3-0	53-17.7	8-17	.471	0-0	.000	0-4	.000	12	9	21-7.0	3-0	2	7	7	3	16-5.3
01 Gipson, Tony	11-0	103-9.4	18-36	.500	8-20	.400	6-12	.500	4	6	10-0.9	6-0	4	10	0	7	50-4.5
54 Bridgewater, Brad	32-6	407-12.7	41-84	.488	0-0	.000	13-27	.481	26	33	59-1.8	49-0	10	21	13	7	95-3.0
22 Whipple, Xavier	21-13	320-15.2	20-38	.526	5-14	.357	12-18	.667	5	21	26-1.2	23-0	39	29	2	8	57-2.7
44 Davis, Thomas	14-0	65-4.6	15-23	.652	0-2	.000	2-5	.400	2	13	15-1.1	9-0	3	5	1	4	32-2.3
21 Trask, Courtney	6-0	23-3.8	1-2	.500	0-0	.000	3-6	.500	1	2	3-0.5	0-0	1	2	0	1	5-0.8
32 Wolfert, Paul	6-0	9-1.5	1-1	1.00	0-0	.000	3-4	.750	0	0	0-0.0	0-0	1	0	0	0	5-0.8
20 Bush, Tim	10-0	36-3.6	3-7	.429	0-1	.000	1-5	.200	2	13	15-1.5	1-0	4	3	0	0	7-0.7
11 Maravich, Josh	7-0	10-1.4	2-2	1.00	0-0	.000	0-0	.000	0	0	0-0.0	1-0	0	2	0	0	4-0.6
10 Thompson, Charlie	22-0	144-6.5	5-9	.556	1-4	.250	1-2	.500	1	10	11-0.5	11-0	17	16	0	2	12-0.5
00 Green, Brian	9-0	14-1.6	1-3	.333	0-0	.000	1-2	.500	0	1	1-0.1	2-0	0	1	0	0	3-0.3
Team									38	31	69-2.2	5					
LSU	32	6400	851-1767	.482	215-571	.377	409-633	.646	346	778	1124-35.1	525-3	515	446	132	255	2326-72.7
Opponents	32	6400	736-1792	.411	204-577	.354	354-524	.676	359	689	1048-32.8	592	359	501	78	238	2030-63.4
SCORE BY PERIODS	1ST	2ND	TOTAL														
LSU	1155	1171	2326														
Opponents	913	1117	2030														


2002-03 SEC Statistics

Record - 8-8, Home-6-2, Away-2-6

NO. PLAYER	GP-GS	MIN-AVG.	FG-FGA	PCT.	3FG-FGA	PCT.	FT-FTA	PCT.	/-----REBOUNDS-----/			PF-FO	A	TO	BLK	STL	PTS-AVG.
									OFF	DEF	TOT-AVG.						
12 Dupree, Ronald	16-16	560-35.0	104-202	.515	10-22	.455	46-67	.687	44	89	133-8.3	47-1	33	31	3	11	264-16.5
03 Bright, Torris	16-16	542-33.9	63-138	.457	34-77	.442	29-34	.853	12	39	51-3.2	31-0	66	37	8	34	189-11.8
14 Lloreda, Jaime	15-14	447-29.8	67-130	.515	0-1	.000	43-81	.531	47	78	125-8.3	52-0	14	39	35	12	177-11.8
41 Temple, Collis III	16-16	427-26.7	64-141	.454	31-81	.383	26-36	.722	17	42	59-3.7	36-1	25	36	4	14	185-11.6
02 Mitchell, Darrel	16-0	332-20.8	33-84	.393	21-51	.412	28-38	.737	4	27	31-1.9	33-1	29	19	1	20	115-7.2
42 Hudson, Antonio	16-7	406-25.4	34-100	.340	10-43	.233	23-35	.657	4	45	49-3.1	37-0	30	25	4	22	101-6.3
22 Whipple, Xavier	10-9	203-20.3	14-25	.560	3-9	.333	1-2	.500	2	15	17-1.7	12-0	23	19	2	7	32-3.2
54 Bridgewater, Brad	16-2	215-13.4	19-37	.514	0-0	.000	5-13	.385	9	12	21-1.3	20-0	8	5	7	4	43-2.7
10 Thompson, Charlie	8-0	34-4.3	2-4	.500	1-2	.500	0-0	.000	0	2	2-0.3	4-0	1	7	0	1	5-0.6
00 Green, Brian	2-0	3-1.5	0-1	.000	0-0	.000	1-2	.500	0	0	0-0.0	2-0	0	0	0	0	1-0.5
44 Davis, Thomas	6-0	17-2.8	1-2	.500	0-1	.000	0-0	.000	1	5	6-1.0	4-0	0	1	0	1	2-0.3
20 Bush, Tim	2-0	6-3.0	0-1	.000	0-0	.000	0-1	.000	0	4	4-2.0	1-0	0	1	0	0	0-0.0
11 Maravich, Josh	2-0	2-1.0	0-0	.000	0-0	.000	0-0	.000	0	0	0-0.0	0-0	0	1	0	0	0-0.0
32 Wolfert, Paul	1-0	1-1.0	0-0	.000	0-0	.000	0-0	.000	0	0	0-0.0	0-0	0	0	0	0	0-0.0
01 Gipson, Tony	1-0	5-5.0	0-2	.000	0-2	.000	0-0	.000	0	0	0-0.0	1-0	1	0	0	0	0-0.0
Team									18	14	32-2.0	1					
LSU	16	3200	401-867	.463	110-289	.381	202-309	.654	158	372	530-33.1	281-3	230	221	64	126	1114-69.6
Opponents	16	3200	384-897	.428	109-302	.361	190-279	.681	186	368	554-34.6	287	207	236	52	122	1067-66.7
SCORE BY PERIODS	1ST	2ND	TOTAL														
LSU	555	559	1114														
Opponents	489	578	1067														



2002-03 Scoreboard



Jaime Lloreda



Collis Temple III

DATE	OPPONENT	SCORE	ATTEND.	LOC	HIGH SCORER	HIGH REBOUNDER
11-22-02	NICHOLLS STATE	W, 68-24	8,134	H	Shawnson Johnson 10	Shawnson Johnson 12
11-24-02	SOUTH ALABAMA	W, 71-62	7,122	H	Jaime Lloreda 17	Jaime Lloreda 10
11-30-02	Texas A&M @	L, 77-79	12,808	N	Collis Temple III 19	Jaime Lloreda 9
12-03-02	DELAWARE STATE	W, 65-44	7,034	H	Ronald Dupree 18	Ronald Dupree 8
12-07-02	MCNEESE STATE	W, 93-72	7,026	H	Jaime Lloreda 23	Jaime Lloreda 14
12-14-02	TEXAS A&M CC	W, 95-60	7,576	H	Ronald Dupree 18	Jaime Lloreda 7
12-17-02	PRAIRIE VIEW	W, 75-49	6,945	H	Torris Bright 14	Jaime Lloreda 12
12-21-02	ARIZONA	W, 66-65	11,260	H	Antonio Hudson 20	Jaime Lloreda 13
12-28-02	Tulane #	W, 74-62	11,177	H	Ronald Dupree 22	Jaime Lloreda 10
12-30-02	NEW ORLEANS	W, 69-57	8,503	H	Ronald Dupree 18	Ronald Dupree 12
1-05-03	at Georgia *	L, 63-89	10,523	A	Jaime Lloreda 17	Ronald Dupree 10
1-08-03	HOUSTON	W, 80-51	7,446	H	Ronald Dupree 23	Collis Temple III 6
1-11-03	Mississippi State *	W, 85-72	11,653	H	Jaime Lloreda 19	Ronald Dupree 12
1-15-03	CENTENARY	W, 112-65	7,343	H	Tony Gipson 14	Jaime Lloreda 7
1-18-03	OLE MISS *	L, 57-67	9,895	H	Jaime Lloreda 14	Ronald Dupree 12
1-22-03	at Arkansas*	L, 65-73	15,104	A	Antonio Hudson 16	Jaime Lloreda 6
1-25-03	at Mississippi St.*	L, 64-67	10,046	A	Ronald Dupree 15	Ronald Dupree 6
1-28-03	FLORIDA *	L, 53-70	11,275	H	Collis Temple III 21	Jaime Lloreda 11
2-01-03	at Alabama*	L, 66-75	15,316	A	Ronald Dupree 22	Ronald Dupree 9
2-05-03	SOUTH CAROLINA *	W, 71-58	7,834	H	Temple, Dupree 17	Jaime Lloreda 15
2-08-03	at Auburn*	L, 54-56	9,149	A	Ronald Dupree 17	Ronald Dupree 7
2-12-03	VANDERBILT *	W, 79-60	7,380	H	Collis Temple III 19	Jaime Lloreda 10
2-15-03	at Kentucky *	L, 57-68	22,483	A	Jaime Lloreda 18	Jaime Lloreda 9
2-22-03	ARKANSAS *	W, 75-56	9,042	H	Ronald Dupree 25	Ronald Dupree 13
2-26-03	AUBURN *	W, 94-63	8,078	H	Mitchell, Temple 19	Jaime Lloreda 8
3-01-03	at Tennessee*	W, 88-67	15,348	A	Collis Temple III 23	Ronald Dupree 6
3-05-03	at Ole Miss *	W, 77-64	4,227	A	Torris Bright 22	Jaime Lloreda 8
3-08-03	ALABAMA *	W, 66-62	12,822	H	Ronald Dupree 14	Jaime Lloreda 13
3-13-03	Arkansas %	W, 85-56	11,430	N	Collis Temple III 18	Ronald Dupree 10
3-14-03	Florida %	W, 65-61	16,548	N	Ronald Dupree 24	Jaime Lloreda 15
3-15-03	Mississippi State%	L, 61-76	21,427	N	3 with 11	Jaime Lloreda 11
3-21-03	Purdue \$	L, 56-80	14,124	N	Jaime Lloreda 21	Jaime Lloreda 14

@ - Space City Classic - Houston (Reliant Stadium)
 # - Nokia Sugar Bowl Classic - New Orleans (Arena)
 * - Southeastern Conference Games
 % - SEC Tournament - New Orleans (Superdome)
 \$ - NCAA Tournament First Round - Birmingham

Individual Superlatives

Points

25 - Ronald Dupree, vs. Arkansas (2-22-03)
 24 - Ronald Dupree, vs. Florida (3-14-03)
 23 - Collis Temple III, at Tennessee (3-01-03)
 23 - Ronald Dupree, vs. Houston (1-08-03)
 23 - Jaime Lloreda, vs. McNeese State (12-07-02)

Field Goals Made

11 - Ronald Dupree, vs. Florida (3-14-03)
 10 - Ronald Dupree, at Alabama (2-01-03)
 10 - Ronald Dupree, vs. Florida (1-28-03)
 9 - Jaime Lloreda, vs. Miss. State (1-11-03)
 9 - Ronald Dupree, vs. Texas A&M CC (12-14-02)
 9 - Jaime Lloreda, vs. McNeese State (12-07-02)

Field Goals Attempts

18 - Ronald Dupree, at Alabama (2-01-03)
 18 - Ronald Dupree, vs. Florida (1-28-03)
 17 - Ronald Dupree, vs. S. Carolina (2-05-03)
 17 - Collis Temple III, vs. Florida (1-28-03)
 17 - Ronald Dupree, at Arkansas (1-22-03)

Field Goal Percentage (Min. 6 Made)

1.000 (7-7) - Torris Bright, vs. Miss. State (1-11-03)
 1.000 (7-7) - Jaime Lloreda, vs. South Alabama (11-24-02)
 .889 (8-9) - Ronald Dupree, vs. Delaware State (12-03-02)
 .857 (6-7) - Darrel Mitchell, vs. Auburn (2-26-03)
 .857 (6-7) - Torris Bright, vs. Tulane (12-28-02)

3 PT Field Goals Made

6 - Collis Temple III, at Tennessee (3-01-03)
 5 - Torris Bright, at Tennessee (3-01-03)
 5 - Darrel Mitchell, vs. Auburn (2-26-03)
 5 - Collis Temple III, vs. Vanderbilt (2-12-03)
 5 - Collis Temple III, vs. Texas A&M (11-30-02)

3 PT Field Goal Attempts

10 - Collis Temple III, vs. Florida (1-28-03)
 9 - Torris Bright, vs. Alabama (3-8-03)
 8 - Torris Bright twice; Collis Temple III three times

3 PT Field Goal Percentage (Min. 4 Made)

1.000 (5-5) - Darrel Mitchell, vs. Auburn (2-26-03)
 1.000 (4-4) - Ronald Dupree, at Tennessee (3-01-03)
 1.000 (4-4) - Tony Gipson, vs. Centenary (1-15-03)
 .750 (6-8) - Collis Temple III, at Tennessee (3-01-03)
 .714 (5-7) - Collis Temple III, vs. Vanderbilt (2-12-03)
 .714 (5-7) - Collis Temple III, vs. Texas A&M (11-30-02)

Free Throws Made

9 - Ronald Dupree, vs. Arkansas (2-22-03)
 8 - Ronald Dupree, vs. Mississippi St. (1-11-03)
 8 - Ronald Dupree, vs. McNeese State (12-07-02)
 7 - Torris Bright, at Ole Miss (3-05-03)
 7 - Ronald Dupree, vs. Houston (1-08-03)
 7 - Jaime Lloreda, vs. Arizona (12-21-02)

Free Throw Attempts

11 - Jaime Lloreda, vs. Purdue (3-24-03)
 11 - Jaime Lloreda, vs. Florida (3-14-03)
 11 - Jaime Lloreda, at Arkansas (1-22-03)
 11 - Jaime Lloreda, at Georgia (1-05-03)
 11 - Ronald Dupree, vs. McNeese St. (12-07-02)

Free Throw Percentage (Min. 7 Made)

1.000 (9-9) - Ronald Dupree, vs. Arkansas (2-22-03)
 .889 (8-9) - Ronald Dupree, vs. Miss. State (1-11-03)
 .875 (7-8) - Ronald Dupree, vs. Houston (1-08-03)

Rebounds

15 - Jaime Lloreda, vs. Florida (3-14-03)
 15 - Jaime Lloreda, vs. South Carolina (2-05-03)
 14 - Jaime Lloreda, vs. Purdue (3-24-03)

14 - Jaime Lloreda, vs. McNeese State (12-07-02)
 13 - Jaime Lloreda twice, Ronald Dupree, Shawnsen Johnson once

Assists

12 - Torris Bright, vs. McNeese State (12-07-02)
 10 - Torris Bright, vs. Miss. State (1-11-03)
 10 - Torris Bright, vs. Houston (1-08-03)
 7 - Darrel Mitchell, at Alabama (2-01-03)
 7 - Torris Bright, 3 times

Steals

6 - Torris Bright, at Arkansas (1-22-03)
 5 - Antonio Hudson, vs. Mississippi St. (3-15-03)
 5 - Antonio Hudson, vs. Auburn (2-26-03)
 4 - Torris Bright, 3 times
 4 - Darrel Mitchell, 2 times
 4 - Ronald Dupree, Antonio Hudson once

Blocked Shots

7 - Jaime Lloreda, vs. Alabama (3-08-03)
 6 - Shawnsen Johnson, vs. Nicholls State (11-22-02)
 4 - Jaime Lloreda, vs. Miss. State (3-15-03)
 4 - Jaime Lloreda, vs. Florida (3-14-03)
 3 - Jaime Lloreda, 7 times

Team Superlatives

Points

High: 112 - vs. Centenary (1-15-03)
 95 - vs. Texas A&M CC (12-14-02)
 94 - vs. Auburn (2-26-03)
 93 - vs. McNeese State (12-07-02)
Low: 53 -- vs. Florida, (1-28-03)
 54 -- at Auburn (2-8-03)
 56 - vs. Purdue (3-24-03)
 57 - twice

Field Goals Made

High: 45 - vs. Centenary (1-15-03)
 37 - vs. Texas A&M CC (12-14-02)
 33 - vs. McNeese State (12-07-02)
Low: 20 - vs. Ole Miss (1-18-03)
 20 - at Kentucky (2-15-03)
 20 - vs. Purdue (3-24-03)

Field Goal Attempts

High: 66 - vs. Florida (1-28-03)
 65 - vs. McNeese State (12-07-02)
 64 - vs. Centenary (1-15-03)
 64 - vs. Texas A&M (11-30-02)
Low: 42 - vs. Delaware State (12-03-02)
 44 - at Ole Miss (3-05-03)
 48 - at Auburn (2-08-03)

Field Goal Percentage

High: .703 (45-64) - vs. Centenary (1-15-03)
 .638 (37-58) - vs. Texas A&MCC (12-14-02)
 .627 (32-51) - vs. Miss. State (1-11-03)
Low: .333 (20-60) - vs. Purdue (3-24-03)
 .333 (22-66) - vs. Florida (1-28-03)
 .370 (20-54) - at Kentucky (2-15-03)

3 PT Field Goals Made

High: 17 - at Tennessee (3-01-03)
 16 - vs. Auburn (2-26-03)
 13 - vs. Texas A&M (11-30-02)
Low: 1 - vs. Ole Miss (1-18-03)
 3 - vs. Arizona (12-21-02)
 3 - vs. New Orleans (12-30-02)
 3 - at Arkansas (1-22-03)

3 PT Field Goal Attempts

High: 27 - at Tennessee (3-01-03)
 27 - vs. Florida (1-28-03)
 26 - vs. Purdue (3-24-03)
 26 - vs. Texas A&M (11-30-02)
Low: 10 - vs. Arkansas (2-22-03)
 11 - vs. Arizona (12-21-02)
 12 - vs. Texas A&MCC (12-14-02)
 12 - vs. Mississippi St. (1-11-03)

3 PT Field Goal Percentage

High: .667 (10-15) - vs. Vanderbilt (2-12-03)
 .640 (16-25) - vs. Auburn (2-26-03)
 .630 (17-27) - at Tennessee (3-01-03)
Low: .077 (1-13) - vs. Ole Miss (1-18-03)
 .167 (3-18) - vs. New Orleans (12-30-02)
 .185 (5-27) - vs. Florida (1-28-03)

Free Throws Made

High: 23 - vs. Arkansas (3-13-03)
 23 - at Ole Miss (3-05-03)
 21 - vs. Arkansas (2-22-03)
 21 - vs. McNeese State (12-07-02)
Low: 3 - vs. Alabama (3-8-03)
 4 - at Mississippi State (1-25-03)
 4 - vs. Florida (1-28-03)
 4 - at Auburn (2-08-03)

Free Throw Attempts

High: 37 - vs. Arkansas (3-13-03)
 36 - at Ole Miss (3-05-03)
 31 - at Arkansas (1-22-03)
Low: 7 - vs. Tulane (12-28-02)
 8 - vs. Alabama (3-8-03)
 9 - at Miss. State (1-25-03)
 9 - vs. Miss. State (3-15-03)

Free Throw Percentage

High: 1.000 (7-7) - vs. Tulane (12-28-02)
 .857 (12-14) - vs. Delaware State (12-03-02)
 .840 (21-25) - vs. Arkansas (2-22-03)
Low: .375 (3-8) - vs. Alabama (3-8-03)
 .400 (4-10) - vs. Florida (1-28-03)
 .400 (4-10) - at Auburn (2-08-03)

Rebounds

High: 52 - vs. Nicholls State (11-22-02)
 48 - vs. Prairie View (12-17-02)
 44 - vs. Arizona (12-21-02)
Low: 22 - at Arkansas (1-22-03)
 24 - at Tennessee (3-01-03)
 25 - at Georgia (1-05-03)

Assists

High: 30 - vs. Texas A&M CC (12-14-02)
 27 - at Tennessee (3-01-03)
 27 - vs. Centenary (1-15-03)
Low: 5 - vs. Ole Miss (1-18-03)
 6 - at Arkansas (1-22-03)
 7 - vs. Purdue (3-24-03)

Steals

High: 14 - vs. Houston (1-08-03)
 13 - at Arkansas (1-22-03)
 13 - vs. Texas A&M CC (12-14-02)
 13 - vs. Nicholls State (11-22-02)
Low: 4 - at Alabama (2-01-03)
 4 - at Ole Miss (3-05-03)
 4 - vs. Arkansas (3-13-03)

Blocked Shots

High: 9 - vs. Nicholls State (11-22-02)
 8 - vs. Mississippi St. (3-15-03)
 8 - vs. Alabama (3-08-03)
Low: 1 - vs. New Orleans (12-30-02)
 1 - at Alabama (2-01-03)
 2 - at Arkansas (1-22-03)

2002-03 Game-by-Game Team Statistics

INTRO

THIS IS LSU

PLAYERS

COACHES

REVIEW

PREVIEW

RECORDS

HISTORY

LSU

MEDIA

OPPONENT	1ST		2ND		SCORE MAR	FG	PCT.	3FG	PCT.	FT	PCT.	REB.	MAR	ASST.	TO	BLKS	STLS.	FOULS	
	HALF	HALF	HALF	HALF															
Nicholls State	12	12	24			10-48	.208	2-9	.222	2-5	.400	24		4	20	0	9	17	
LSU (W, 1-0)	44	24	68	+44	27-58	.466	6-19	.316	8-19	.421	.52	+28	12	16	9	13	11		
South Alabama	34	28	62			22-58	.379	6-17	.250	12-21	.571	30		9	17	0	7	24	
LSU (W, 2-0)	30	41	71	+9	27-54	.500	4-16	.250	13-24	.542	43	+13	19	20	4	6	18		
LSU (L, 2-1)	38	39	77	-2		28-64	.438	13-26	.500	8-13	.615	36		-1	20	15	3	9	18
Texas A&M	45	34	79			28-59	.475	11-19	.579	12-19	.632	37		18	17	3	6	16	
Delaware State	16	28	44			17-43	.571	7-16	.438	3-3	1.00	20		8	12	0	7	16	
LSU (W, 3-1)	33	32	65	+21	24-42	.571	5-14	.357	12-14	.857	26	+6	17	9	3	8	8		
McNeese State	29	43	72			25-54	.362	7-21	.333	15-20	.750	32		11	24	3	7	25	
LSU (W, 4-1)	40	53	93	+21	33-65	.508	6-16	.375	21-30	.700	35	+3	20	10	3	10	17		
Texas A&M CC	23	37	60			22-58	.379	3-10	.300	13-24	.542	29		6	20	0	11	20	
LSU (W, 5-1)	46	49	95	+35	37-58	.638	5-12	.417	16-27	.593	40	+11	30	19	4	13	23		
Prairie View	23	26	49			16-52	.308	3-19	.158	14-21	.667	27		9	12	2	8	21	
LSU (W, 6-1)	35	40	75	+26	27-59	.458	9-22	.409	12-23	.522	48	+21	19	13	3	5	14		
Arizona	26	39	65			23-70	.329	4-22	.182	15-23	.652	41		5	11	4	12	22	
LSU (W, 7-1)	32	34	66	+1	23-52	.442	3-11	.273	17-25	.680	44	+3	12	19	5	5	18		
Tulane	32	30	62			25-62	.403	5-18	.279	7-8	.875	32		12	10	2	6	11	
LSU (W, 8-1)	34	40	74	+12	28-54	.519	11-21	.524	7-7	1.00	32	---	19	11	7	6	14		
New Orleans	27	30	57			23-48	.479	4-13	.308	7-14	.500	32		9	20	1	3	20	
LSU (W, 9-1)	23	46	69	+12	25-57	.439	3-18	.167	16-21	.762	33	+1	16	9	1	7	15		
LSU (L, 9-2, 0-1)	32	31	63	-26		21-50	.420	4-16	.250	17-27	.630	25		-12	9	14	3	7	19
Georgia	35	54	89			31-56	.554	11-17	.647	16-22	.727	37		20	15	4	6	22	
Houston	22	29	51			17-47	.362	4-14	.286	13-18	.722	38		8	28	1	5	20	
LSU (W, 10-2)	37	43	80	+29	29-55	.527	5-17	.294	17-25	.680	27	-11	24	10	3	14	19		
Miss. State	33	39	72			27-58	.466	10-24	.417	8-10	.800	24		15	14	3	8	17	
LSU (W, 11-2, 1-1)	39	46	85	+13	32-51	.627	6-12	.500	15-21	.714	31	+7	19	15	4	11	13		
Centenary	23	42	65			25-60	.417	5-19	.263	10-10	1.00	16		12	15	0	4	16	
LSU (W, 12-2)	59	53	112	+47	45-64	.703	9-15	.600	13-18	.722	39	+23	27	12	4	8	13		
Ole Miss	32	35	67			25-50	.500	4-10	.400	13-18	.722	30		10	10	2	6	21	
LSU (L, 12-3, 1-2)	35	22	57	-10	20-52	.385	1-13	.077	16-24	.667	36	+6	5	12	3	5	19		
LSU (L, 12-4, 1-3)	38	27	65	-8		22-56	.393	3-16	.188	18-31	.581	22		-22	6	7	2	13	18
Arkansas	37	36	73			24-49	.490	9-19	.474	16-21	.762	44		12	22	3	5	24	
LSU (L, 12-5, 1-4)	28	36	64	-3		26-62	.419	8-19	.421	4-9	.444	31		-9	11	15	4	9	17
Miss. State	38	29	67			26-55	.473	3-8	.375	12-18	.667	40		15	18	6	11	10	
Florida	33	37	70			23-53	.434	8-22	.364	16-23	.696	44		10	14	3	6	16	
LSU (L, 12-6, 1-5)	21	32	53	-17		22-66	.333	5-27	.185	4-10	.400	37		-7	12	11	6	5	21
Alabama	34	41	75			26-64	.406	4-22	.182	19-26	.731	41		14	7	1	4	16	
LSU (L, 12-7, 1-6)	28	38	66	-9		25-60	.417	6-22	.273	10-14	.714	39		-2	17	15	1	4	21
South Carolina	25	33	58			21-52	.404	3-12	.250	13-18	.722	26		9	13	3	10	20	
LSU (W, 13-7, 2-6)	36	35	71	+13	23-54	.426	5-15	.333	20-28	.714	42	+16	14	15	4	7	19		
LSU (L, 13-8, 2-7)	26	28	54	-2		23-48	.479	4-17	.235	4-10	.400	30		-4	13	18	3	6	18
Auburn	32	24	56			21-55	.382	7-18	.389	7-14	.500	34		16	15	5	12	14	
Vanderbilt	21	39	60			23-61	.377	6-22	.273	8-12	.667	33		13	18	2	10	18	
LSU (W, 14-8, 3-7)	44	35	79	+19	29-56	.518	10-15	.667	11-16	.688	38	+5	17	16	4	11	14		
LSU (L, 14-9, 3-8)	21	36	57	-11		20-54	.370	6-19	.316	11-19	.579	30		-16	13	17	4	8	22
Kentucky	27	41	68			22-56	.393	6-20	.300	18-25	.720	46		11	16	7	8	20	
Arkansas	19	37	56			21-65	.323	6-22	.273	8-19	.421	42		5	18	3	9	20	
LSU (W, 15-9, 4-8)	49	26	75	+19	25-53	.481	4-10	.400	21-25	.840	38	-4	15	15	5	9	17		
Auburn	26	37	63			25-57	.439	8-20	.400	5-10	.500	23		13	16	2	10	15	
LSU (W, 16-9, 5-8)	50	44	94	+31	32-54	.593	16-25	.640	14-17	.824	38	+15	26	18	4	11	17		
LSU (W, 17-9, 6-8)	47	41	88	+21		30-55	.545	17-27	.630	11-14	.786	24		-7	27	6	4	6	15
Tennessee	33	34	67			25-52	.481	9-21	.429	8-12	.667	31		19	15	3	0	17	
LSU (W, 18-9, 7-8)	32	45	77	+13	24-44	.545	6-13	.462	23-36	.639	36	+11	12	11	5	4	17		
Ole Miss	35	29	64			21-54	.389	9-25	.360	13-18	.722	25		17	10	0	4	23	
Alabama	29	33	62			23-60	.383	6-20	.300	10-13	.769	34		8	15	5	12	14	
LSU (W, 19-9, 8-8)	29	37	66	+4	27-53	.509	9-23	.391	3-8	.375	33	-1	14	16	8	10	14		

SEC Tournament - New Orleans

Arkansas	19	37	56			22-68	.324	8-22	.364	4-11	.364	40		9	15	2	6	28	
LSU (W, 20-9)	45	40	85	+29	26-54	.481	10-21	.476	23-37	.622	36	-4	15	13	4	4	12		
LSU (W, 21-9)	40	25	65	+4		27-49	.551	4-13	.308	7-15	.467	36		+7	16	15	4	6	17
Florida	27	34	61			21-54	.389	7-21	.333	12-19	.632	29		7	13	3	8	17	
LSU (L, 21-10)	32	29	61	-15		24-55	.436	6-15	.400	7-9	.778								

Nicholls State (H-W)

F - Ronald Dupree
 F - Jaime Lloreda
 F - Brad Bridgewater
 G - Torris Bright
 G - Collis Temple III

South Alabama (H-W)

F - Ronald Dupree
 F - Jaime Lloreda
 F - Brad Bridgewater
 G - Torris Bright
 G - Collis Temple III

Texas A&M (N-L)

F - Ronald Dupree
 F - Jaime Lloreda
 F - Brad Bridgewater
 G - Torris Bright
 G - Collis Temple III

Delaware State (H-W)

F - Ronald Dupree
 F - Jaime Lloreda
 G - Torris Bright
 G - Collis Temple III
 G - Antonio Hudson

McNeese State (H-W)

F - Ronald Dupree
 F - Jaime Lloreda
 G - Torris Bright
 G - Collis Temple III
 G - Antonio Hudson

Texas A&M CC (H-W)

F - Ronald Dupree
 F - Jaime Lloreda
 G - Torris Bright
 G - Collis Temple III
 G - Antonio Hudson

Prairie View (H-W)

F - Ronald Dupree
 F - Jaime Lloreda
 G - Torris Bright
 G - Collis Temple III
 G - Antonio Hudson

Arizona (H-W)

F - Ronald Dupree
 F - Jaime Lloreda
 G - Torris Bright
 G - Collis Temple III
 G - Antonio Hudson

Tulane (A-W)

F - Ronald Dupree
 F - Jaime Lloreda
 G - Torris Bright
 G - Collis Temple III
 G - Antonio Hudson

New Orleans (H-W)

F - Ronald Dupree
 F - Jaime Lloreda
 G - Torris Bright
 G - Collis Temple III
 G - Antonio Hudson

Georgia (A-L)

F - Ronald Dupree
 F - Jaime Lloreda
 G - Torris Bright
 G - Collis Temple III
 G - Antonio Hudson

Houston (H-W)

F - Ronald Dupree
 F - Brad Bridgewater
 G - Torris Bright
 G - Collis Temple III
 G - Antonio Hudson

Miss. State (H-W)

F - Ronald Dupree
 F - Brad Bridgewater
 G - Torris Bright
 G - Collis Temple III
 G - Antonio Hudson

Centenary (H-W)

F - Ronald Dupree
 F - Jaime Lloreda
 G - Torris Bright
 G - Collis Temple III
 G - Antonio Hudson

Ole Miss (H-L)

F - Ronald Dupree
 F - Jaime Lloreda
 G - Torris Bright
 G - Collis Temple III
 G - Antonio Hudson

Arkansas (A-L)

F - Ronald Dupree
 F - Jaime Lloreda
 G - Torris Bright
 G - Collis Temple III
 G - Antonio Hudson

Miss. State (A-L)

F - Ronald Dupree
 F - Jaime Lloreda
 G - Torris Bright
 G - Collis Temple III
 G - Antonio Hudson

Florida (H-L)

F - Ronald Dupree
 F - Jaime Lloreda
 G - Torris Bright
 G - Collis Temple III
 G - Antonio Hudson

Alabama (A-L)

F - Ronald Dupree
 F - Brad Bridgewater
 G - Torris Bright
 G - Collis Temple III
 G - Antonio Hudson

South Carolina (H-W)

F - Ronald Dupree
 F - Brad Bridgewater
 G - Torris Bright
 G - Collis Temple III
 G - Xavier Whipple

Auburn (A-L)

F - Ronald Dupree
 F - Jaime Lloreda
 G - Torris Bright
 G - Collis Temple III
 G - Xavier Whipple

Vanderbilt (H-W)

F - Ronald Dupree
 F - Jaime Lloreda
 G - Torris Bright
 G - Collis Temple III
 G - Xavier Whipple

Kentucky (A-L)

F - Ronald Dupree
 F - Jaime Lloreda
 G - Torris Bright
 G - Collis Temple III
 G - Xavier Whipple

Arkansas (H-W)

F - Ronald Dupree
 F - Jaime Lloreda
 G - Torris Bright
 G - Collis Temple III
 G - Xavier Whipple

Auburn (H-W)

F - Ronald Dupree
 F - Jaime Lloreda
 G - Torris Bright
 G - Collis Temple III
 G - Xavier Whipple

Tennessee (A-W)

F - Ronald Dupree
 F - Jaime Lloreda
 G - Torris Bright
 G - Collis Temple III
 G - Xavier Whipple

Ole Miss (A-W)

F - Ronald Dupree
 F - Jaime Lloreda
 G - Torris Bright
 G - Collis Temple III
 G - Xavier Whipple

Alabama (H-W)

F - Ronald Dupree
 F - Jaime Lloreda
 G - Torris Bright
 G - Collis Temple III
 G - Xavier Whipple

Arkansas (SECT-W)

F - Ronald Dupree
 F - Jaime Lloreda
 G - Torris Bright
 G - Collis Temple III
 G - Xavier Whipple

Florida (SECT-W)

F - Ronald Dupree
 F - Jaime Lloreda
 G - Torris Bright
 G - Collis Temple III
 G - Xavier Whipple

Miss. State (SECT-L)

F - Ronald Dupree
 F - Jaime Lloreda
 G - Torris Bright
 G - Collis Temple III
 G - Xavier Whipple

Purdue (NCAAT-L)

F - Ronald Dupree
 F - Jaime Lloreda
 G - Torris Bright
 G - Collis Temple III
 G - Xavier Whipple

LINEUP RECORDS

I-0

F - Ronald Dupree
 F - Brad Bridgewater
 G - Torris Bright
 G - Collis Temple III
 G - Xavier Whipple

8-4

F - Ronald Dupree
 F - Jaime Lloreda
 G - Torris Bright
 G - Collis Temple III
 G - Xavier Whipple

8-5

F - Ronald Dupree
 F - Jaime Lloreda
 G - Torris Bright
 G - Collis Temple III
 G - Antonio Hudson

2-1

F - Ronald Dupree
 F - Jaime Lloreda
 F - Brad Bridgewater
 G - Torris Bright
 G - Collis Temple III

2-1

F - Ronald Dupree
 F - Brad Bridgewater
 G - Torris Bright
 G - Collis Temple III
 G - Antonio Hudson

Senior Farewell



B R A D
Bridgewater

6-8 * 268 * Forward
New Roads, La.

Graduated July 2002, General Studies

SENIOR SEASON (2002-03)

Appeared in 32 games his senior year, starting six ... Played 407 minutes, averaging 12.7 minutes per game ... Averaged 3.0 points per game, 1.8 rebounds a contest ... Hit 48.8 percent of field goal attempts (41-of-84) with 13 blocks ... Nineteen games of double figure minutes played ... One double figure scoring game of 12 points (2-1) at Alabama in a starting role ... In that game, hit 6-of-11 field goal attempts with season-equaling best of six rebounds ... Also had six boards against Centenary.

BRIDGEWATER'S CAREER TOTALS

YEAR	G/GS	MIN.	FG/FGA	FG%	FG/FGA	FG%	FT/FTA	FT%	REB-AVG	PF/D	AST	TO	BLK	STL	PTS-AVG
1998-99	24-0	176	21-52	.404	0-0	.000	7-13	.538	43-1.8	30-1	4	15	6	2	49-2.0
1999-00	26-0	181	21-43	.488	0-0	.000	3-7	.429	32-1.2	18-0	3	14	6	5	45-1.7
2001-02	34-31	781	104-190	.547	0-0	.000	19-40	.475	133-3.9	94-4	12	36	18	17	227-6.7
2002-03	32-6	407	41-84	.488	0-0	.000	13-27	.481	59-1.8	49-0	10	21	13	7	95-3.0
Totals	116-37	1545	187-369	.507	0-0	.000	42-87	.483	267-2.3	191-5	29	86	43	31	416-3.6



T O R R I S
Bright

6-4 * 204 * Guard
Slidell, La.
Slidell HS

SENIOR SEASON (2002-03)

Bright finished his senior season with his fourth consecutive double figure scoring average of 11.1 points per game ... He started all 32 games, finishing his career starting 128 of 129 games at LSU ... He averaged 3.1 rebounds a game and 4.69 assists per game ... He had 150 assists and 74 turnovers, an assist-to-turnover ratio of 2.03, sixth best in the league ... Bright's assist average was fourth in the conference ... Bright also averaged 1.84 steals, fifth in the league ... Bright's 128 career starts topped the old 20-year-old school mark of 126 games set by Howard Carter between 1980 and 1983 ... Bright hit 62 treys for the season, ninth best for a single season at LSU, the second time in his career he hit 60 in a season ... Bright finished his career with 235 career treys, topping the school mark of 189 set by Ronnie Henderson in the mid-1980s ... Broke the trey record in the final two minutes of the first half of the Sugar Bowl Classic (12-28) against Tulane ... Bright finished his career with 544 assists, third best in LSU history ... Finished career with 246 steals, third best at LSU ... Played a career total of 4,250 minutes, 25 short of the LSU record set by Howard Carter (1979-1983).

NABC All-District 8 Second Team -- 2001
Third-Team All-SEC - AP, 2000
Honorable Mention All-SEC - AP, 2003
SEC Co-Freshman of the Year - 2000

BRIGHT'S CAREER TOTALS

YEAR	G/GS	MIN.	FG/FGA	FG%	FG/FGA	FG%	FT/FTA	FT%	REB-AVG	PF/D	AST	TO	BLK	STL	PTS-AVG
1999-00	34-34	1137	112-259	.432	55-138	.399	60-91	.639	127-3.7	76-2	147	126	7	70	339-10.0
2000-01	29-28	940	104-250	.416	44-122	.361	62-85	.729	82-2.8	63-1	118	110	3	57	314-10.8
2001-02	34-34	1161	150-346	.434	76-193	.394	78-110	.709	129-3.8	76-2	129	123	6	60	454-13.4
2002-03	32-32	1012	119-259	.459	62-152	.408	56-77	.727	100-3.1	55-0	150	74	11	59	356-11.1
Totals	129-128	4250	485-1114	.435	237-605	.392	256-363	.705	437-3.4	270-5	544	433	27	246	1463-11.3



B R I A N
Green

6-4 * 188 * Forward
Baton Rouge, La.
The Dunham School

SENIOR SEASON (2002-03)

Appeared in nine games, playing a total of 14 minutes ... Scored three points and grabbed one rebound ... Appeared in games with Nicholls State (11-22), McNeese (12-7), TAMCC (12-14), Prairie View (12-17), Houston (1-08), Centenary (1-15), Arkansas (2-22), Auburn (2-26) and the SEC Tournament game versus Arkansas (3-13) ... Hit field goal in the McNeese game and was 1-of-2 at the line against Arkansas (2-22) ... Tireless worker who walked on to LSU team and was instrumental in the implementation of John Brady's practice plans ... Averaged 0.3 points per game.

GREEN'S CAREER TOTALS

YEAR	G/GS	MIN.	FG/FGA	FG%	FG/FGA	FG%	FT/FTA	FT%	REB-AVG	PF/D	AST	TO	BLK	STL	PTS-AVG
1999-00	9-0	10	1-1	1.000	0-0	.000	2-2	1.000	4-0.4	1-0	0	1	0	0	4-0.4
2000-01	6-0	14	1-5	.200	0-1	.000	0-0	.000	4-0.7	2-0	1	0	1	1	2-0.3
2002-03	9-0	14	1-3	.333	0-0	.000	1-2	.500	1-0.1	2-0	0	1	0	0	3-0.3
Totals	24-0	38	3-9	.333	0-1	.000	3-4	.750	9-0.4	5-0	1	2	1	1	9-0.4



THOMAS
Davis
 6-8 * 230 * Forward
 Alexandria, La.
 Kilgore (Texas) JC

SENIOR SEASON (2002-03)

Played in 14 games, averaging 2.3 points per game and 1.1 rebounds per game ... Played double figure minutes versus Texas A&M Corpus Christi (10, 12-14); Houston (15, 1-8); and, Centenary (10, 1-15) ... Had his best performance of the season against Texas A&M CC (12-14), hitting 5-of-7 field goals with five rebounds in a 10-point performance ... Four career double figures scoring games in his career ... Hit 3-of-4 field goals against Houston and 4-of-6 field goals against Centenary ... Finished the season 15-of-23 field goals (65.2 percent).

DAVIS'S CAREER TOTALS

YEAR	G/GS	MIN.	FG/FGA	FG%	FG/FGA	FG%	FT/FTA	FT%	REB-AVG	PF/D	AST	TO	BLK	STL	PTS-AVG
2001-02	26-2	288	47-86	.547	1-1	1.000	12-19	.632	60-2.3	51-0	6	24	4	5	107-4.1
2002-03	14-0	65	15-23	.652	0-2	.000	2-5	.400	15-1.1	9-0	3	5	1	4	32-2.3
Totals	40-2	353	62-109	.569	1-3	.333	14-24	.583	75-1.9	60-0	9	29	5	9	139-3.5



RONALD
Dupree
 6-7 * 209 * Forward
 Biloxi, Miss.
 Biloxi HS

SENIOR SEASON (2002-03)

Dupree had his third consecutive 500 point season, scoring 504 points to average 15.8 points per game ... Dupree finished his career with 1,726 points, eighth best at LSU all-time, and 907 rebounds, sixth best all-time at the school ... Averaged 16.5 points in the 16 SEC games, fifth in the league, and 8.3 rebounds tied for second ... Overall the 15.8 points per game average was seventh best in the league ... Overall rebound average of 7.8 was fourth ... Field goal percentage of 52.9 percent (199-of-376) was third in the league and the best of his career ... In the SEC Tournament, earned All-Tournament honors averaging 15.7 points per game and 8.0 rebounds in three games ... Finished his career with 33 double-doubles and had 86 double figure scoring games ... Dupree had the longest consecutive double figure scoring string in his career with 29 games, running from the second game of the season with South Alabama (11-24-02) through the second game of the SEC Tournament against Florida (3-14-03) ... Recorded eight games of 20 or more points during the season.

Second-Team All-SEC -- 2001, 2002, 2003

First-Team All-Louisiana Selection - 2001, 2002, 2003

SEC All-Tournament - 2003

NABC District 8 First Team - 2002, 2003

NABC District 8 Second Team - 2001

USBWA District VII First Team - 2003

DUPREE'S CAREER TOTALS

YEAR	G/GS	MIN.	FG/FGA	FG%	FG/FGA	FG%	FT/FTA	FT%	REB-AVG	PF/D	AST	TO	BLK	STL	PTS-AVG
1999-00	34-0	433	63-136	.463	2-14	.143	39-68	.574	112-3.3	45-0	14	31	11	15	167-4.9
2000-01	29-28	1012	183-377	.485	21-64	.328	116-166	.699	256-8.8	81-0	41	88	17	37	503-17.3
2001-02	34-34	1202	220-487	.452	31-108	.287	81-145	.559	290-8.5	114-2	73	107	22	35	552-16.2
2002-03	32-32	1063	199-376	.529	13-37	.351	93-137	.679	249-7.8	79-1	77	64	8	22	504-15.8
Totals	129-94	3710	665-1376	.483	67-223	.300	329-516	.638	907-7.0	319-3	205	290	58	109	1726-13.4



COLLIS
Temple III
 6-7 * 218 * Guard
 Baton Rouge, La.
 University High

SENIOR SEASON (2002-03)

Came back from season-ending ankle surgery in his junior season to start all 32 games his senior season, averaging 25.8 minutes a game ... Averaged in double figures for the third straight season (10.8 ppg), while pulling down 3.5 rebounds a game and 1.7 assists a game ... 16 games of 20 or more points in his career ... 53 games in double figures for career, 16 this season ... Earned SEC Player of the Week and Louisiana Sports Writers Association honors on March 3 for his efforts against Auburn (2-26) and Tennessee (3-1) ... Against Auburn he hit for 19 points on 6-of-9 shooting, including three treys. Against Tennessee, Temple tied his career high for threes with six on 8-of-11 shooting as he scored 23 points ... Temple hit 57-of-146 three-pointers (37.5 percent) ... Temple broke the 1,000 point barrier and finished his career 22nd in scoring at 1,167 points ... Made 76 percent of his career free throws (236-of-308).

Graduated July 2001, General Business

Graduated Masters December 2002, Sports Management

SEC Academic Honor Roll - 2000, 2001, 2002

NABC All-District 8 Second Team - 2002

SEC Good Works Team Member -- 2000, 2002, 2003

SEC Player of the Week - 2001, 2003

TEMPLE'S CAREER TOTALS

YEAR	G/GS	MIN.	FG/FGA	FG%	FG/FGA	FG%	FT/FTA	FT%	REB-AVG	PF/D	AST	TO	BLK	STL	PTS-AVG
1999-00	33-0	425	37-87	.425	22-58	.379	35-46	.761	53-1.6	32-0	29	35	6	21	131-4.0
2000-01	29-28	918	137-297	.461	53-146	.363	88-120	.733	133-4.6	83-2	65	78	10	40	415-14.3
2001-02	21-19	592	92-214	.430	39-104	.375	58-71	.817	126-6.0	45-1	47	50	4	21	281-13.4
2002-03	32-32	825	117-269	.435	57-152	.375	55-71	.775	112-3.5	65-1	55	60	11	28	346-10.8
Totals	115-79	3760	383-867	.442	171-460	.372	236-308	.766	424-3.7	225-4	196	223	31	110	1173-10.2

2002-03 NCAA Statistics

Individual Statistics

Points Per Game

Name	G	FGM	3FG	FT	PTS	PPG
Ruben Douglas, New Mexico	28	218	94	253	783	28.0
Henry Domercant, Eastern Ill.	29	252	84	222	810	27.9
Mike Helms, Oakland	28	241	74	196	752	26.9
Michael Watson, UMKC	29	247	118	128	740	25.5
Troy Bell, Boston College	31	224	106	227	781	25.2
Keydren Clark, St. Peter's	29	231	109	151	722	24.9
Luis Flores, Manhattan	30	231	56	221	739	24.6
Chris Williams, Ball St.	30	226	64	220	736	24.5
Mike Sweetney, Georgetown	34	264	0	248	776	22.8
Kevin Martin, Western Caro.	24	161	50	174	546	22.8

Rebounds Per Game

Name	G	Reb.	Avg.
Brandon Hunter, Ohio	30	378	12.6
Amien Hicks, Morris Brown	24	298	12.4
Adam Sonn, Belmont	29	352	12.1
Chris Kaman, Central Mich.	31	373	12.0
David West, Xavier	32	379	11.8
Louis Truscott, Houston	28	315	11.3
Emeka Okafor, Connecticut	33	370	11.2
Kenny Adeleke, Hofstra	29	320	11.0
James Singleton, Murray St.	29	320	11.0
James Thomas, Texas	33	363	11.0

Field Goal Percentage

Name	G	FGM	FGA	Pct.
Adam Mark, Belmont	28	199	297	67.0
Rickey White, Maine	24	131	198	66.2
Matt Nelson, Colorado St.	31	205	319	64.3
Armond Williams, Ill.-Chicago	30	168	263	63.9
Michael Harris, Rice	28	172	276	62.3
Chris Kaman, Central Mich.	31	244	392	62.2
David Gruber, Northern Iowa	28	141	231	61.0
Ike Diogu, Arizona St.	32	209	344	60.8
Omar Barlett, Jacksonville St.	30	178	293	60.8
Jason Keep, San Diego	30	195	323	60.4

Free Throw Percentage

Name	G	FTM	FTA	Pct.
Steve Drabyn, Belmont	29	78	82	95.1
Matt Logie, Lehigh	28	91	96	94.8
Hollis Price, Oklahoma	34	130	140	92.9
Brian Dux, Canisius	28	115	125	92.0
J. J. Redick, Duke	33	102	111	91.9
Tim Parker, Chattanooga	30	78	85	91.8
Dwayne Byfield, Monmouth	28	72	79	91.1
Gerry McNamara, Syracuse	35	90	99	90.9
Kyle Korver, Creighton	34	109	120	90.8
Jeb Ivey, Portland St.	27	69	76	90.8

Three Point FG Percentage

Name	G	3FGM	3FGA	Pct.
Jeff Schiffner, Penn	28	74	150	49.3
Kyle Korver, Creighton	34	129	269	48.0
Terrence Woods, Florida A&M	28	139	304	45.7
Chez Marks, Morehead State	29	82	180	45.6
Tyson Dorsey, Samford	27	75	165	45.5
Tim Keller, Air Force	28	78	173	45.1
Pat Carroll, St. Joseph's	30	76	169	45.0
Dedrick Dye, Wagner	32	96	217	44.2
Jimmy Boykin, Coppin St.	28	72	163	44.2
Brett Blizzard, UNC Wilmington	31	109	247	44.1

Three-Point FGs Per Game

Name	G	3FGM	3FGPG
Terrence Woods, Florida A&M	28	139	5.0
Demon Brown, Charlotte	29	137	4.7
Michael Watson, UMKC	29	118	4.1
Brad Boyd, La. Lafayette	27	104	3.9
Kyle Korver, Creighton	34	129	3.8
Keydren Clark, St. Peter's	29	109	3.8
Shawn Hall, Appalachian St.	28	103	3.7
Chris Young, South Alabama	28	99	3.5
Brett Blizzard, UNC Wilmington	31	109	3.5
Earl Bullock, Tenn.-Martin	28	98	3.5

Assists

Name	G	Ast.	APG
Martell Bailey, Ill.-Chicago	30	244	8.1
Marques Green, St. Bonaventure	27	216	8.0
T. J. Ford, Texas	33	254	7.7
Elliott Prasse-Freeman, Harvard	27	207	7.7
Antawn Dobie, Long Island	26	193	7.4
Richard Little, VMI	30	216	7.2
Steve Blake, Maryland	31	221	7.1
Chris Thomas, Notre Dame	34	236	6.9
Raymond Felton, North Carolina	35	236	6.7
Luke Ridnour, Oregon	33	218	6.6

Blocked Shots

Name	G	Blks	BKPG
Emeka Okafor, Connecticut	33	156	4.7
Nick Billings, Binghamton	27	117	4.3
Justin Rowe, Maine	25	105	4.2
Deng Gai, Fairfield	25	96	3.8
Robert Battle, Drexel	31	116	3.7
Kyle Davis, Auburn	34	126	3.6
Kendrick Moore, Oral Roberts	28	94	3.4
David Harrison, Colorado	32	106	3.3
Mike Sweetney, Georgetown	34	109	3.2
Chris Kaman, Central Mich.	31	98	3.2

Steals

Name	G	STL	STPG
Alexis McMillan, Stetson	22	87	4.0
Zakee Wadood, East Tenn. St.	29	93	3.2
Jay Heard, Jacksonville, St.	30	95	3.2
Eric Bush, UAB	34	106	3.1
Marcus Hatten, St. John's (NY)	34	100	2.9
Rawle Marshall, Oakland	28	80	2.9
Marcus Banks, UNLV	32	91	2.8
Tim Pickett, Florida St.	29	82	2.8
Demetrice Williams, South Ala.	28	76	2.7
Robby Collum, Western Mich.	31	83	2.7

Team Statistics

Scoring Offense

Team	Gm	W-L	Pts	PPG
Arizona	32	28-4	2725	85.2
Appalachian State	29	19-10	2434	83.9
Kansas	38	30-8	3141	82.7
East Tennessee State	31	20-11	2543	82.0
Louisville	32	25-7	2612	81.6
Oregon	33	23-10	2689	81.5
Morehead State	29	20-9	2355	81.2
Chattanooga	30	21-9	2435	81.2
Duke	33	26-7	2655	81.1
Davidson	27	17-10	2180	80.7

Scoring Defense

Team	Gm	W-L	Opp. Pts	Opp. PPG
Air Force	28	12-16	1596	57.0
Miami (Ohio)	28	13-15	1643	58.7
Holy Cross	31	26-5	1821	58.7
Bucknell	29	14-15	1706	58.8
Pittsburgh	33	28-5	1955	59.2
Wisconsin	32	24-8	1899	59.3
St. Joseph's	30	23-7	1784	59.5
Mississippi St.	31	21-10	1852	59.7
Utah State	33	24-9	1979	60.0
Oklahoma	34	27-7	2041	60.0

Scoring Margin

Team	Gm	PPG	OPPG	MAR
Kansas	38	82.7	66.9	15.8
Pittsburgh	33	74.9	59.2	15.7
Arizona	32	85.2	70.7	14.5
Creighton	34	79.1	64.8	14.3
Kentucky	36	77.3	64.1	13.1
Illinois	32	74.6	61.6	13.1
Maryland	31	79.7	66.7	13.0
Louisville	32	81.6	68.7	13.0
Holy Cross	31	70.3	58.7	11.6
Duke	33	81.1	69.6	11.5

Field Goal Percentage

Team	Gm	FGM	FGA	FG%
Morehead State	29	854	1674	51.0
Pittsburgh	33	893	1766	50.6
Colorado St.	33	876	1733	50.5
Central Mich.	32	864	1714	50.4
Creighton	34	974	1956	49.8
Kansas	38	1182	2393	49.4
Stephen F. Austin	29	753	1534	49.1
Kentucky	36	1026	2102	48.8
Maine	30	827	1697	48.7
Akron	28	761	1562	48.7

Field Goal Percentage Defense

Team	Gm	OPGM	OPGA	OPFG%
St. Joseph's	30	609	1639	37.2
Illinois	32	657	1741	37.7
Maryland	31	704	1864	37.8
Connecticut	33	817	2157	37.9
Syracuse	35	878	2253	39.0
Pittsburgh	33	682	1750	39.0
Florida St.	29	650	1662	39.1
Sam Houston St.	30	676	1727	39.1
Lamar	27	621	1577	39.4
Oklahoma State	32	699	1775	39.4

3-point FG Percentage

Team	Gm	3FG	3FGA	3FG%
Illinois State	29	188	427	44.0
Davidson	27	269	645	41.7
Pennsylvania	28	251	608	41.3
Ill.-Chicago	30	187	463	40.4
Southeast Mo. State	30	212	529	40.1
Marquette	33	202	508	39.8
New Orleans	29	159	400	39.8
Arkansas State	28	241	611	39.4
Morehead State	29	179	454	39.4
Kent State	31	229	582	39.3

3-point FGs Per Game

Team	Gm	3FG	3FG
Mississippi Valley	29	299	10.3
St. Bonaventure	27	271	10.0
Davidson	27	269	10.0
Troy State	32	312	9.8
UMKC	29	272	9.4
Charleston	33	308	9.3
Samford	28	258	9.2
Baylor	28	254	9.1
Pennsylvania	28	251	9.0
Oregon	33	291	8.8

Free Throw Percentage

Team	Gm	FTM	FTA	FT%
Manhattan	30	560	711	78.8
Providence	32	496	637	77.9
Marist	29	442	568	77.8
Davidson	27	413	531	77.8
Oregon	33	530	685	77.4
Marquette	33	585	759	77.1
North Carolina St.	31	488	634	77.0
Marshall	29	468	609	76.8
Eastern Ill.	29	453	590	76.8
Central Mich.	32	601	789	76.2

Rebound Margin

Team	Gm	RPG	ORPG	REB. MAR
Wake Forest	31	41.7	32.0	9.6
Kansas	38	41.8	33.9	7.9
Holy Cross	31	36.5	28.6	7.9
Vermont	33	39.2	31.9	7.4
Utah State	33	35.0	28.0	7.0
Texas	33	42.0	35.1	6.9
DePaul	29	37.1	30.2	6.9
Davidson	27	41.1	34.3	6.8
Mercer	29	40.4	33.7	6.7
Pittsburgh	33	36.5	29.8	6.6

Assists

Team	Gm	AST	APG
Maryland	31	573	18.5
Illinois	32	575	18.0
Georgia	27	483	17.9
Pittsburgh	33	589	17.8
Southeast Mo. St.	30	535	17.8
Arizona	32	569	17.8
Kansas	38	653	17.2
Oregon	33	567	17.2
Valparaiso	31	529	17.1
Davidson	27	460	17.0

Blocked Shots

Team	Gm	Blks	BKPG
Connecticut	33	253	7.7
Syracuse	35	247	7.1
Colorado	32	214	6.7
Binghamton	27	176	6.5
Maryland	31	198	6.4
Georgetown	34	209	6.1
Minnesota	33	196	5.9
Sam Houston St.	30	174	5.8
Maine	30	169	5.6
Providence	32	179	5.6

Steals

Team	Gm	STL	STPG
UAB	34	394	11.6
East Tenn. State	31	354	11.4
Stetson	26	282	10.8
Jacksonville St.	30	314	10.5
Maryland	31	322	10.4
Appalachian St.	29	299	10.3

2002-03 Final SEC Standings

WESTERN DIVISION	SEC	PCT.	OVERALL	PCT.
Mississippi State#	9-7	.563	21-10	.677
Auburn	8-8	.500	22-12	.647
LSU	8-8	.500	21-11	.656
Alabama	7-9	.438	17-12	.586
Arkansas	4-12	.250	9-19	.321
Ole Miss	4-12	.250	14-15	.483
EASTERN DIVISION	SEC	PCT.	OVERALL	PCT.
Kentucky*^!	16-0	1.000	32-4	.889
Florida	12-4	.750	25-8	.758
Georgia	11-5	.688	19-8	.704
Tennessee	9-7	.563	17-12	.586
South Carolina	5-11	.313	12-16	.429
Vanderbilt	3-13	.188	11-18	.380

*SEC Champion
 ^#Division Champions
 !Tournament champions

SEC Players of the Week

Nov. 18-24	Matt Walsh, Florida
Nov. 25-Dec. 1	Chuck Eidson, South Carolina
Dec. 2-8	Gerald Fitch, Kentucky
Dec. 9-15	Mario Austin, Mississippi State
Dec. 16-22	Jaime Lloreda, LSU
Dec. 23-29	Kenny Walker, Alabama
Dec. 30-Jan. 5	Ezra Williams, Georgia
Jan. 6-12	Anthony Roberson, Florida
Jan. 13-19	Marquis Daniels, Auburn
Jan. 20-26	Aaron Harper, Ole Miss
Jan. 27-Feb. 2	Matt Freije, Vanderbilt
Feb. 3-9	Ron Slay, Tennessee
Feb. 10-16	Ron Slay, Tennessee
Feb. 17-23	Jarvis Hayes, Georgia
Feb. 24-March 2	Collis Temple III, LSU
March 3-9	Matt Bonner, Florida

2002-03 Attendance Figures

TEAM	GMS	TOTAL	AVG	LARGEST CROWD/OPP.
Kentucky	13	289,526	22,271	24,459/Florida
Arkansas	16	236,638	14,790	18,813/Kentucky
Tennessee	17	233,413	13,730	18,870/Florida
South Carolina	15	194,112	12,941	17,072/Clemson
Alabama	15	176,663	11,778	15,316/4 times
Florida	16	167,827	10,489	12,581/Kentucky
Georgia	13	128,146	9,857	10,523/9 times
Vanderbilt	16	153,123	9,570	14,168/Kentucky
LSU	18	156,368	8,687	12,822/Alabama
Auburn	17	120,994	7,117	10,500/Alabama
Mississippi St.	14	98,312	7,022	10,541/Florida
Mississippi	16	78,822	4,926	9,088/Miss. State

POSTSEASON TOURNAMENT

Post Season Results

2003 SEC Tournament
 New Orleans, La. - Louisiana Superdome

FIRST ROUND

Ole Miss 62, South Carolina 56
LSU 85, Arkansas 56
 Vanderbilt 82, Alabama 69

QUARTERFINALS

Mississippi State 73, Ole Miss 64
LSU 65, Florida 61
 Kentucky 81, Vanderbilt 63
 Auburn 66, Tennessee 53

SEMIFINALS

Mississippi State 76, LSU 61
 Kentucky 78, Auburn 58

FINALS

Kentucky 64, Mississippi State 57

NCAA Tournament Results

Midwest Region

1st Round - Kentucky 95, IUPUI 64
 1st Round - Indiana 67, Alabama 62
 2nd Round - Kentucky 74, Utah 54
 Regional Semis - Kentucky 63, Wisconsin 57
 Regional Finals - Marquette 83, Kentucky 69

South Region

1st Round - Purdue 80, LSU 56
 1st Round - Florida 85, Sam Houston State 55
 2nd Round - Michigan State 68, Florida 46

East Region

1st Round - Butler 47, Mississippi State 46
 1st Round - Auburn 65, St. Joseph's 63 (ot)
 2nd Round - Auburn 68, Wake Forest 62
 Regional Semis - Syracuse 79, Auburn 78

NIT Results

1st Round - Georgetown 70, Tennessee 60



2002-03 SEC Postseason Honors

INTRO

THIS IS LSU

PLAYERS

COACHES

REVIEW

PREVIEW

RECORDS

HISTORY

LSU

MEDIA

Coaches All-SEC Team

FIRST TEAM

Matt Bonner, Florida
Jarvis Hayes, Georgia *
Keith Bogans, Kentucky
Mario Austin, Mississippi State
Ron Slay, Tennessee

SECOND TEAM

Erwin Dudley, Alabama
Marquis Daniels, Auburn
Ezra Williams, Georgia
Marquis Estill, Kentucky
Ronald Dupree, LSU
Matt Freije, Vanderbilt

SEC ALL-FRESHMAN TEAM

Kennedy Winston, Alabama
Jonathon Modica, Arkansas
Anthony Roberson, Florida
Matt Walsh, Florida
C. J. Watson, Tennessee

SEC COACH OF THE YEAR

Tubby Smith, Kentucky

SEC PLAYER OF THE YEAR

Keith Bogan, Kentucky

SEC FRESHMAN OF THE YEAR

Anthony Roberson, Florida

AP All-SEC Teams

FIRST TEAM

Matt Bonner, Florida
Jarvis Hayes, Georgia
Keith Bogans, Kentucky
Mario Austin, Mississippi State
Ron Slay, Tennessee

SECOND TEAM

Erwin Dudley, Alabama
Marquis Daniels, Auburn
Ezra Williams, Georgia
Marquis Estill, Kentucky
Ronald Dupree, LSU

THIRD TEAM

Maurice Williams, Alabama
Justin Reed, Ole Miss
Timmy Bowers, Mississippi State
Derrick Zimmerman, Mississippi State
Matt Freije, Vanderbilt

SEC COACH OF THE YEAR

Tubby Smith, Kentucky

SEC PLAYER OF THE YEAR

Ron Slay, Tennessee

SEC NEWCOMER OF THE YEAR

Anthony Roberson, Florida

SEC Academic Honor Roll

Erwin Dudley, Alabama
Terrance Meade, Alabama
Earnest Shelton, Alabama
Kenny Walker, Alabama
Derrick Blrd, Auburn
Robert Smith, Auburn
Matt Bonner, Florida
Seth Haimovitch, Florida
David Lee, Florida
Michael Patrick, Georgia
Ryan Pevey, Georgia
Brian Watts, Georgia
Richard Wehunt, Georgia
Rashad Wright, Georgia
J. P. Blevins, Kentucky

Joshua Carrier, Kentucky

Peter Bozek, LSU

Brian Green, LSU

Charles Thompson, LSU

Justin Reed, Ole Miss
Guy Gardner, Miss. State
Roy Goffer, Miss. State
Michael Ignerski, Miss. State
James Morgan, Miss. State
Corey Stidham, Miss. State
Michael Boyton, South Carolina
John Chappell, South Carolina
Marius Petravicus, South Carolina
Miquan Ferguson, Tennessee
Matthew Carter, Vanderbilt
Russell Lakey, Vanderbilt
Martin Schnedlitz, Vanderbilt

SEC All-Tournament Team

Keith Bogans, Kentucky - MVP
Marquis Estill, Kentucky
Ronald Dupree, LSU
Timmy Bowers, Mississippi State
Derrick Zimmerman, Mississippi State

NABC All-District Teams

DISTRICT 6

Erwin Dudley, Alabama
Matt Bonner, Florida
Jarvis Hayes, Georgia
Mario Austin, Mississippi State

COACH OF THE YEAR

Billy Donovan, Florida

DISTRICT 7

Keith Bogans, Kentucky
Ron Slay, Tennessee
Matt Freije, Vanderbilt

COACH OF THE YEAR

Tubby Smith, Kentucky

DISTRICT 8

FIRST TEAM
Ronald Dupree, LSU

SECOND TEAM

Jaime Lloreda, LSU

USBWA All-District Teams

DISTRICT 4

PLAYER OF THE YEAR
Keith Bogans, Kentucky

COACH OF THE YEAR

Tubby Smith, Kentucky

Erwin Dudley, Alabama

Marquis Daniels, Auburn

Matt Bonner, Florida

Jarvis Hayes, Georgia

Ezra Williams, Georgia

Keith Bogans, Kentucky

Mario Austin, Mississippi State

Ron Slay, Tennessee

DISTRICT 7

Ronald Dupree, LSU

SEC All-Americans

AP ALL-AMERICA

COACH OF THE YEAR

Tubby Smith, Kentucky

THIRD TEAM

Keith Bogans, Kentucky
Ron Slay, Tennessee

BASKETBALL TIMES ALL-AMERICA

COACH OF THE YEAR

Tubby Smith, Kentucky

THIRD TEAM

Keith Bogans, Kentucky

CBS/CHEVROLET ALL-AMERICA

COACH OF THE YEAR

Tubby Smith, Kentucky

COLLEGEINSIDER.COM ALL-AMERICAN

COACH OF THE YEAR

Tubby Smith, Kentucky

HONORABLE MENTION

Matt Bonner, Florida
Jarvis Hayes, Georgia
Keith Bogans, Kentucky
Ron Slay, Tennessee

ESPN

COACH OF THE YEAR

Tubby Smith, Kentucky

FOXSPORTS.COM ALL-AMERICA

NATIONAL COACH OF THE YEAR

Tubby Smith, Kentucky

THIRD TEAM

Jarvis Hayes, Georgia
Ron Slay, Tennessee

FIFTH TEAM

Matt Bonner, Florida
Keith Bogans, Kentucky
Mario Austin, Mississippi State

NABC ALL-AMERICA

COACH OF THE YEAR

Tubby Smith, Kentucky

SECOND TEAM

Keith Bogans, Kentucky

THE SPORTING NEWS

COACH OF THE YEAR

Tubby Smith, Kentucky

THIRD TEAM

Keith Bogans, Kentucky

COLLEGEINSIDER.COM

ALL-FRESHMAN

Jonathon Modica, Arkansas
Anthony Roberson, Florida
C. J. Watson, Tennessee

THE SPORTS NEWS ALL-FRESHMAN

Anthony Roberson, Florida

COLLEGEINSIDER.COM ALL-JUCO TRANSFER

Jaime Lloreda, LSU

BASKETBALL TIMES ALL-SOUTH

Matt Bonner, Florida
Jarvis Hayes, Georgia
Mario Austin, Mississippi State
Ron Slay, Tennessee

Scoring Offense

TEAM	G	W-L	PTS.	AVG.
Georgia	27	19-8	2138	79.2
Kentucky	36	32-4	2782	77.3
Florida	33	25-8	2484	75.3
LSU	32	21-11	2326	72.7
Auburn	34	22-12	2408	70.8
Mississippi State	31	21-10	2151	69.4
Alabama	29	17-12	2002	69.0
Vanderbilt	29	11-18	1998	68.9
Tennessee	29	17-12	1980	68.3
Ole Miss	29	14-15	1933	66.7
South Carolina	28	12-16	1839	65.7
Arkansas	28	9-19	1726	61.6

Scoring Defense

TEAM	G	PTS.	AVG.
Mississippi State	31	1852	59.7
LSU	32	2030	63.4
Ole Miss	29	1846	63.7
Kentucky	36	2309	64.1
Florida	33	2128	64.5
Alabama	29	1887	65.1
Auburn	34	2235	65.7
Tennessee	29	1922	66.3
Arkansas	28	1863	66.5
South Carolina	28	1883	67.2
Vanderbilt	29	2091	72.1
Georgia	27	1976	73.2

Scoring Margin

TEAM	G	OFF	DEF	MARGIN
Kentucky	36	77.3	64.1	+13.1
Florida	33	75.3	64.5	+10.8
Mississippi State	31	69.4	59.7	+9.6
LSU	32	72.7	63.4	+9.2
Georgia	27	79.2	73.2	+6.0
Auburn	34	70.8	65.7	+5.1
Alabama	29	69.0	65.1	+4.0
Ole Miss	29	66.7	63.7	+3.0
Tennessee	29	68.3	66.3	+2.0
South Carolina	28	65.7	67.2	-1.6
Vanderbilt	29	68.9	72.1	-3.2
Arkansas	28	61.6	66.5	-4.9

Field Goal Percentages

TEAM	G	FG	FGA	PCT.
Kentucky	36	1026	2102	.488
LSU	32	851	1767	.482
Florida	33	883	1856	.476
Mississippi State	31	806	1718	.469
Auburn	34	879	1890	.465
Georgia	27	770	1659	.464
Ole Miss	29	679	1487	.457
Tennessee	29	692	1529	.453
Vanderbilt	29	717	1640	.437
South Carolina	28	671	1592	.421
Alabama	29	695	1653	.420
Arkansas	28	611	1556	.393

Field Goal Pct. Defense

TEAM	G	FG	FGA	PCT.
Mississippi State	31	670	1672	.401
LSU	32	736	1792	.411
Kentucky	36	827	1993	.415
Auburn	34	809	1939	.417
Alabama	29	670	1603	.418
Arkansas	28	618	1475	.419
Tennessee	29	676	1605	.421
Florida	33	795	1877	.424
Georgia	27	716	1647	.435
South Carolina	28	666	1513	.440
Vanderbilt	29	756	1684	.449
Ole Miss	29	651	1446	.450

Free Throw Percentage

TEAM	G	FTM	FTA	PCT.
Ole Miss	29	393	541	.726
Tennessee	29	415	573	.724
Georgia	27	417	584	.714
Alabama	29	429	602	.713
Kentucky	36	522	742	.704
Florida	33	431	613	.703
Vanderbilt	29	383	551	.695
South Carolina	28	353	517	.683
Mississippi State	31	366	543	.674
Auburn	34	452	685	.660
LSU	32	409	633	.646
Arkansas	28	334	548	.609

3 PT Field Goal Percentage

TEAM	G	FG	FGA	PCT.
Florida	33	287	735	.390
Georgia	27	181	476	.380
LSU	32	215	571	.377
Ole Miss	29	182	489	.372
Tennessee	29	181	493	.367
Kentucky	36	208	585	.356
Auburn	34	198	573	.346
Mississippi State	31	173	507	.341
Vanderbilt	29	181	551	.328
Alabama	29	183	568	.322
Arkansas	28	170	548	.310
South Carolina	28	144	487	.296

3 PT Field Goal Pct. Defense

TEAM	G	FG	FGA	PCT.
Mississippi State	31	192	587	.327
Auburn	34	230	702	.328
Florida	33	192	584	.329
Arkansas	28	160	482	.332
Kentucky	36	211	633	.333
Alabama	29	185	554	.334
Ole Miss	29	146	432	.338
Georgia	27	183	541	.338
Tennessee	29	187	550	.340
South Carolina	28	175	506	.346
LSU	32	204	577	.354
Vanderbilt	29	176	487	.361

Rebounding Offense

TEAM	G	REB	AVG.
Arkansas	28	1063	38.0
Georgia	27	1010	37.4
Alabama	29	1079	37.2
Mississippi State	31	1148	37.0
Kentucky	36	1324	36.8
Tennessee	20	1036	35.7
Auburn	34	1200	35.3
LSU	32	1124	35.1
Florida	33	1149	34.8
Vanderbilt	29	962	33.2
South Carolina	28	910	32.5
Ole Miss	29	901	31.1

Rebounding Defense

TEAM	G	REB.	AVG.
Ole Miss	29	882	30.4
Tennessee	29	893	30.8
Mississippi State	31	957	30.9
Kentucky	36	1114	30.9
Arkansas	28	912	32.6
LSU	32	1048	32.8
Auburn	34	1131	33.3
Alabama	29	974	33.6
Florida	33	1112	33.7
Vanderbilt	29	1040	35.9
South Carolina	28	1005	35.9
Georgia	27	990	36.7

Rebounding Margin

TEAM	G	T AVG.	O AVG.	MARGIN
Mississippi State	31	37.0	30.8	+6.2
Kentucky	36	36.8	30.9	+5.8
Arkansas	28	38.0	32.6	+5.4
Tennessee	29	35.7	30.8	+4.9
Alabama	29	37.2	33.6	+3.6
LSU	32	35.1	32.8	+2.4
Auburn	34	35.3	33.3	+2.0
Florida	33	34.8	33.7	+1.1
Georgia	27	37.4	36.7	+0.7
Ole Miss	29	31.1	30.4	+0.7
Vanderbilt	29	33.2	35.9	-2.7
South Carolina	28	32.5	35.9	-3.4

Assists

TEAM	G	ASST.	AVG
Georgia	27	483	17.89
Florida	33	542	16.42
LSU	32	515	16.09
Kentucky	36	574	15.94
Tennessee	29	452	15.59
Mississippi State	31	445	14.35
Vanderbilt	29	413	14.24
South Carolina	28	388	13.86
Auburn	34	457	13.44
Ole Miss	29	388	13.38
Alabama	29	352	12.14
Arkansas	28	275	9.82

Steals

TEAM	G	STLS.	AVG.
Mississippi State	31	268	8.65
South Carolina	28	234	8.36
LSU	32	255	7.97
Auburn	34	269	7.91
Kentucky	36	281	7.81
Vanderbilt	29	226	7.79
Georgia	27	206	7.63
Florida	33	249	7.55
Arkansas	28	181	6.46
Alabama	29	187	6.45
Ole Miss	29	187	6.45
Tennessee	29	169	5.83

Blocked Shots

TEAM	G	BLKS	AVG.
Auburn	34	176	5.18
Kentucky	36	176	4.89
Georgia	27	118	4.37
LSU	32	132	4.12
Florida	33	131	3.97
Vanderbilt	29	114	3.93
Alabama	29	112	3.86
Mississippi State	31	116	3.74
Arkansas	28	99	3.54
Tennessee	29	101	3.48
South Carolina	28	92	3.29
Ole Miss	29	58	2.00

Turnover Margin

TEAM	G	T AVG.	O AVG.	MARGIN
South Carolina	28	13.3	16.1	+2.79
Kentucky	36	13.9	16.4	+2.53
Georgia	27	11.6	13.4	+1.89
Florida	33	13.3	15.0	+1.70
LSU	32	13.9	15.6	+1.62
Alabama	29	13.1	13.7	+0.55
Ole Miss	29	13.6	14.1	+0.52
Mississippi State	31	15.5	15.8	+0.39
Auburn	34	15.9	15.9	-0.00
Vanderbilt	29	16.0	15.9	-0.17
Tennessee	29	15.2	12.8	-2.48
Arkansas	28	16.7	13.3	-3.39

2002-03 SEC Individual Statistics

Scoring

NAME	G	FGM	3FG	FT	PTS	PPG
1. Ron Slay, UT	29	211	43	151	616	21.2
2. Marquis Daniels, AU	34	244	30	107	625	18.4
3. Jarvis Hayes, UGA	27	185	54	69	493	18.3
4. Matt Freije, VU	29	178	65	99	520	17.9
5. Ezra Williams, UGA	27	157	77	57	448	16.6
6. Maurice Williams, UA	29	160	57	98	475	16.4
7. Ronald Dupree, LSU	32	199	13	93	504	15.8
8. Keith Bogans, UK	36	194	80	96	564	15.7
9. Mario Austin, MSU	25	149	5	85	388	15.5
10. Justin Reed, UM	28	159	20	93	430	15.4
11. Matt Bonner, UF	33	182	63	74	501	15.2
12. Erwin Dudley, UA	29	162	1	104	429	14.8
13. Timmy Bowers, MSU	31	162	70	60	454	14.6
14. Marco Killingsworth, AU	34	170	13	98	451	13.3
15. Carlos Powell, USC	28	135	30	53	353	12.6

Rebounding

NAME	G	OFF	DEF	TOT	AVG.
1. Erwin Dudley, UA	29	103	173	276	9.5
2. Jaime Lloreda, LSU	30	98	171	269	9.0
3. Ron Slay, UT	29	45	181	226	7.8
4. Ronald Dupree, LSU	32	77	172	249	7.8
5. Mario Austin, MSU	25	66	126	192	7.7
6. Chris Daniels, UGA	26	59	125	184	7.1
7. David Lee, UF	33	72	152	224	6.8
8. Chuck Hayes, UK	36	84	160	244	6.8
9. Dionisio Gomez, ARK	28	75	111	186	6.6
10. Marco Killingsworth, AU	34	81	138	219	6.4
11. Rolando Howell, USC	28	64	112	176	6.3
12. Marquis Daniels, AU	34	63	147	210	6.2
13. Matt Bonner, UF	33	70	131	201	6.1
14. Marquis Estill, UK	36	99	117	216	6.0
15. Kyle Davis, AU	34	87	115	202	5.9

Field Goal Pct. (Min. 5 made per Game)

NAME	G	FG	FGA	PCT.
1. Marco Killingsworth, AU	34	170	309	.550
2. Mario Austin, MSU	25	149	279	.534
3. Ronald Dupree, LSU	32	199	376	.529
4. Erwin Dudley, UA	29	162	313	.518
5. Marquis Daniels, AU	34	244	476	.513
6. Matt Bonner, UF	33	182	357	.510
7. Jarvis Hayes, UGA	27	185	368	.503
8. Justin Reed, UM	28	159	326	.488
9. Ron Slay, UT	29	211	434	.486
10. Timmy Bowers, MSU	31	162	346	.468

Free Throws Pct. (Min. 2.5 Made Per Game)

NAME	G	FTM	FTA	PCT.
1. Maurice Williams, UA	29	98	117	.838
2. Chuck Eidson, USC	28	81	99	.818
3. Matt Freije, VU	29	99	124	.798
4. Jarvis Hayes, UGA	27	69	88	.784
5. Ron Slay, UT	29	151	193	.782
6. David Sanders, UM	29	88	113	.779
7. Matt Walsh, UF	33	88	119	.739
8. Keith Bogans, UK	36	96	130	.738
9. Justin Reed, UM	28	92	126	.730
10. Kenny Walker, UA	29	80	110	.727

3-Point FG Pct. (Min. 1.5 Made Per Game)

NAME	G	3FG	FGA	PCT.
1. Matt Bonner, UF	33	63	133	.474
2. Matt Walsh, UF	33	60	139	.432
3. Jarvis Hayes, UGA	27	54	127	.425
4. Gerald Fitch, UK	36	61	147	.415
5. Ezra Williams, UGA	27	77	186	.414
6. Timmy Bowers, MSU	31	70	170	.412
7. Jon Higgins, UT	27	53	129	.411
8. Torris Bright, LSU	32	62	152	.408
9. Aaron Harper, UM	29	65	160	.406
10. Thaydeus Holden, UT	29	48	119	.403

3-Point FG Made

NAME	G	3FG	AVG.
1. Ezra Williams, UGA	27	77	2.85
2. Timmy Bowers, MSU	31	70	2.26
3. Anthony Roberson, UF	33	74	2.24
4. Aaron Harper, UM	29	65	2.24
4. Matt Freije, VU	29	65	2.24
6. Keith Bogans, UK	36	80	2.22
7. Jarvis Hayes, UGA	27	54	2.00
8. Maurice Williams, UA	29	57	1.97
9. Jon Higgins, UT	27	53	1.96
10. Torris Bright, LSU	32	62	1.94

Assists

NAME	G	ASST.	AVG
1. Derrick Zimmerman, MSU	31	172	5.55
2. Rashad Wright, UGA	27	149	5.52
3. C.J. Watson, UT	29	160	5.52
4. Torris Bright, LSU	32	150	4.69
5. Chuck Eidson, USC	28	125	4.46
6. Maurice Williams, UA	29	112	3.86
7. Cliff Hawkins, UK	29	111	3.83
8. Justin Hamilton, UF	33	118	3.58
9. Russell Lakey, VU	29	99	3.41
10. Marquis Daniels, AU	34	113	3.32


Steals

NAME	G	STLS	AVG.
1. Marquis Daniels, AU	34	78	2.29
2. Chuck Eidson, USC	28	60	2.14
3. Derrick Zimmerman, MSU	31	58	1.87
4. Eric Ferguson, ARK	28	52	1.86
5. Torris Bright, LSU	32	59	1.84
6. Russell Lakey, Vandy	29	52	1.79
7. Timmy Bowers, MSU	31	55	1.77
8. Justin Hamilton, UF	33	54	1.64
9. Matt Walsh, UF	33	50	1.52
10. Chris Daniels, UGA	26	39	1.50

Blocked Shots

NAME	G	BLKS	AVG.
1. Kyle Davis, AU	34	126	3.65
2. Jaime Lloreda, LSU	30	61	2.03
3. Marquis Estill, UK	36	64	1.78
4. Kenny Walker, UA	29	51	1.76
5. Chris Daniels, UGA	26	41	1.58
6. Elgrace Wilborn, UT	29	45	1.55
7. David Lee, UF	33	48	1.45
8. Larry Satchell, ARK	24	29	1.21
9. Jules Camara, UK	36	38	1.06
10. Brandon Crump, UT	29	30	1.03

PREVIEW



Centenary

SATURDAY, JAN. 3, CENTURY TEL CENTER, BOSSIER CITY, LA., 7 P.M.



WHO'S WHO

President: Dr. Kenneth Schwab
 Athletic Director: Taylor Moore
 Head Coach: Kevin Johnson
 Assistant Coaches (Alma Mater):
 Lemuel Jones (Northwestern State '98),
 Greg Wright (Texas A&M '93)

FAST FACTS

Location: Shreveport, La.
 Founded: 1825
 Enrollment: 860
 Nickname: Gents
 Conference: Mid-Continent
 Home Court (Capacity): Gold Dome (3,000)
 Colors: Maroon & White

ABOUT THE GENTS

Head Coach: Kevin Johnson

Alma Mater: Texas-Pan American, 1988
 Career Record: 46-64 (4 years)
 at Centenary: 46-64 (4 years)
 2002-03 Record: 14-14

KEEPING IN TOUCH

Sports Information Director: David Pratt
 Basketball Contact: Jason Behenna
 SID Office Phone: (318) 841-7260
 Behenna's Cell Phone: (318) 773-9711
 Basketball Office: (318) 869-5089
 Press Row Phone: (318) 869-5400
 SID Mailing Address: Centenary College,
 Sports Information Office, 2911 Centenary
 Blvd., PO Box 41188, Shreveport, LA 71134
 Best Time To Call Coach Johnson: Contact SID
 SID Fax: (318) 869-5128
 SID E-mail: jbehenna@centenary.edu
 Website: www.centenary.edu/athletics

THE SERIES

Overall: LSU leads, 6-1
 At Baton Rouge: LSU leads, 4-0
 At PMAC: LSU leads, 4-0
 At Shreveport: LSU leads, 2-1
 John Brady vs. Centenary: 13-3

2003-04 SCHEDULE

DATE	OPPONENT
Nov. 22	Belhaven College
Nov. 25	at Ole Miss
Nov. 29	at Texas
Dec. 6	Northwestern State
Dec. 6	McNeese State
Dec. 11	Stephen F. Austin
Dec. 13	Arkansas Baptist
Dec. 22	at Stephen F. Austin
Dec. 27	Chicago State
Dec. 30	at McNeese State
Jan. 3	LSU
Jan. 8	at Southern Utah
Jan. 10	at UMKC
Jan. 15	at Oral Roberts
Jan. 17	Oakland
Jan. 19	at Houston
Jan. 22	at Valparaiso
Jan. 29	at Western Illinois
Jan. 31	IUPUI
Feb. 5	Valparaiso
Feb. 7	Western Illinois
Feb. 12	at Oakland
Feb. 14	Southern Utah
Feb. 19	UMKC
Feb. 21	at IUPUI
Feb. 26	Oral Roberts
Feb. 28	at Chicago State
March 7-9	at Mid-Con Conference Tournament

2002-03 RESULTS

DATE	OPPONENT	SCORE
Nov. 21	Nebraska	L, 45-68
Nov. 23	UW-Green Bay	L, 48-68
Nov. 24	UC Santa Barbara	L, 69-84
Nov. 26	UL-Monroe	W, 80-65
Nov. 30	Northwestern St.	W, 64-63
Dec. 3	Stephen F. Austin	W, 75-69
Dec. 7	UL-Monroe	W, 92-71
Dec. 14	Western Michigan	L, 52-72
Dec. 17	Jarvis Christian	W, 84-71
Dec. 20	Fresno St.	L, 69-70
Dec. 28	Arkansas	L, 51-75
Jan. 2	Texas A&M	L, 66-90
Jan. 4	TCU	L, 89-102
Jan. 7	Missouri	L, 58-88
Jan. 11	Texas-Pan American	W, 94-84
Jan. 13	Northwestern St.	W, 83-72
Jan. 15	LSU	L, 65-112
Jan. 18	Texas A&M-CC	L, 92-93
Jan. 20	UT-Dallas	W, 98-57
Jan. 25	Lipscomb	W, 93-82
Jan. 28	Texas College	W, 96-45
Feb. 1	Arkansas Baptist	W, 124-75
Feb. 4	Southern	W, 84-56
Feb. 8	Lipscomb	L, 75-85
Feb. 12	IPFW	W, 76-61
Feb. 18	IPFW	L, 76-90
Feb. 22	Texas A&M-CC	L, 69-73
Feb. 24	Texas-Pan American	W, 78-76

ROSTER

NO.	NAME	CL-EXP	HT	WT	PTS	REB
1	Andrew Wisniewski	Sr.-2L	6-3	180	22.0	2.5
2	Shawn Davis	Sr.-1L	6-7	240	10.5	5.5
3	Josh Thibodeaux	Jr.-2L	6-2	165	8.1	1.8
4	Michael Gale	Sr.-3L	6-4	190	11.5	4.5
5	Rickey Evans	Sr.-1L	6-2	180	9.2	3.0
11	Derek Sallis	Sr.-1L	5-11	180	1.4	0.5
12	Drew George	Fr.-HS	6-6	225	---	---
21	Chad MacLies	Jr.-2L	6-5	220	4.0	3.8
22	DeMario Hooper	Sr.-2L	6-4	197	6.3	3.1
23	Jamarow Morange	Jr.-TR	6-4	---	---	---
32	Cody Hopkins	Jr.-TR	6-5	200	---	---
33	Paul Buettner	Sr.-1L	6-10	235	0.7	0.3
34	Stanley Turner	Fr.-HS	6-11	290	---	---
42	Ronald Mickel	Sr.-2L	6-5	215	7.6	4.2
44	Joseph Polite, III	Fr.-RS	6-7	210	---	---
55	Troy Williams	Fr.-HS	6-9	270	---	---

Houston

TUESDAY, DEC. 30, HOFHEINZ PAVILION, HOUSTON, TEXAS, 7:30 P.M.



Career Record: 161-131 (10 years)
 At Houston: 35-55 (3 years)
 2002-03 Record: 8-20
 Conference Record (Standing): 6-10 (11th)

KEEPING IN TOUCH

Sports Information Director: Chris Burkhalter
 Basketball Contact: Rick Poulter
 SID Office Phone: (713) 743-9407
 Poulter's Home Phone: (281) 489-7364
 Basketball Office: (713) 743-9430
 Press Row Phone: (713) 743-9477
 SID Mailing Address: University of Houston,
 Sports Information Office, 3100 Cullen Blvd.,
 Suite 2008, Houston, TX 77204-6702
 Best Time To Call Coach McCallum: Contact SID
 SID Fax: (713) 743-9411
 SID E-mail: rpoulter@uh.edu
 Website: www.UHCougars.com

WHO'S WHO

President: Dr. Jay Gogue
 Athletic Director: Dave Maggard
 Head Coach: Ray McCallum
 Assistant Coaches (Alma Mater):
 John Fitzpatrick (Bowling Green '80),
 Melvin Haralson (Auburn '89),
 Michael Young (Houston '02)

FAST FACTS

Location: Houston, Texas
 Founded: 1927
 Enrollment: 32,396
 Nickname: Cougars
 Conference: Conference USA
 Home Court (Capacity): Hofheinz Pavilion (8,479)
 Colors: Scarlet & White with Navy trim

ABOUT THE COUGARS

Head Coach: Ray McCallum
 Alma Mater: Ball State, 1983

THE SERIES

Overall: Houston leads, 6-5
 At Baton Rouge: LSU leads, 3-1
 At PMAC: LSU leads, 3-1
 At Houston: Houston leads, 4-2
 At Neutral Sites: Houston leads, 1-0
 John Brady vs. Houston: 4-1

2003-04 SCHEDULE

DATE	OPPONENT
Nov. 21	East Tennessee State
Dec. 3	Rice
Dec. 6	Lamar
Dec. 8	at UT-El Paso
Dec. 17	Bethune Cookman
Dec. 20	Washington
Dec. 23	Chicago State
Dec. 27	Texas A&M
Dec. 30	LSU
Jan. 3	at UL-Lafayette
Jan. 7	Marquette
Jan. 10	at UAB
Jan. 13	TCU
Jan. 17	East Carolina
Jan. 19	Centenary
Jan. 24	at Memphis
Jan. 28	at Louisville
Jan. 31	at South Florida
Feb. 3	Southern Miss
Feb. 7	Cincinnati
Feb. 11	at Tulane
Feb. 14	DePaul
Feb. 18	at Southern Miss
Feb. 21	South Florida
Feb. 28	at TCU
March 3	Charlotte
March 5	at St. Louis
March 10-13	at Conference USA Tournament

2002-03 RESULTS

DATE	OPPONENT	SCORE
Nov. 23	Prairie View A&M	L, 75-78
Nov. 27	Rice	L, 53-71
Nov. 30	Baylor	L, 60-62
Dec. 4	UT-El Paso	W, 56-47
Dec. 7	UT-Arlington	W, 60-59
Dec. 9	Southwest Texas St.L.	59-68
Dec. 21	San Diego St.	L, 61-71
Dec. 23	Washington	L, 61-85
Jan. 1	Texas Tech	L, 48-62
Jan. 4	UL-Lafayette	L, 56-72
Jan. 8	LSU	L, 51-80
Jan. 11	UAB	L, 50-63
Jan. 18	St. Louis	W, 72-59
Jan. 22	Memphis	L, 66-77
Jan. 25	Southern Miss	W, 76-75
Jan. 29	South Florida	W, 59-57
Feb. 1	TCU	W, 61-56
Feb. 4	Tulane	L, 58-65
Feb. 8	Louisville	L, 55-81
Feb. 12	Charlotte	L, 55-59
Feb. 15	South Florida	L, 47-62
Feb. 18	Southern Miss	W, 46-42
Feb. 22	UAB	L, 52-80
Feb. 26	Tulane	L, 52-56
March 1	TCU	W, 75-57
March 6	Memphis	L, 56-71
March 8	DePaul	L, 59-65
March 12	Tulane	L, 52-74

ROSTER

NO.	NAME	CL-EXP	HT	WT	PTS	REB
1	Andrew Francis	Fr.-HS	6-7	193	---	---
2	Ray Rose	So.-JC	6-0	160	---	---
3	Marcus Oliver	Sr.-3L	6-3	195	---	---
4	Andy Ikeakor	Sr.-TR	6-8	265	---	---
12	Grega Nachbar	Fr.-HS	6-3	175	---	---
14	Kevin Barber	So.-1L	6-1	175	1.8	0.4
20	Andre L. Owens	Jr.-1L	6-4	205	13.9	5.1
21	Elijah Miller	Fr.-HS	6-10	208	---	---
23	Lanny Smith	Fr.-HS	6-3	185	---	---
24	Bryan Shelton	Jr.-2L	6-4	175	4.8	2.0
25	Ramon Dyer	So.-1L	6-7	195	2.5	2.3
30	Cedrick Hensley	So.-1L	6-4	200	5.8	3.9
31	John Taylor	Jr.-JC	6-7	200	---	---
33	Anwar Ferguson	Sr.-1L	7-0	210	2.0	2.9
41	Parker Pinkalla	Fr.-HS	6-4	185	---	---
42	Aaron Anderson	So.-1L	6-5	218	1.1	0.9
45	Moshood B. Martins	Jr.-SQ	6-8	230	---	---
54	Terrence Morgan	Jr.-JC	6-11	285	---	---
55	Justin Kostohryz	So.-SQ	6-9	240	---	---

Louisiana-Monroe

SATURDAY, NOV. 29, MARAVICH ASSEMBLY CENTER, 7 P.M.



WHO'S WHO

President: Dr. James E. Cofer, Sr.
Athletic Director: Bruce Hanks
Head Coach: Mike Vining
Assistant Coaches (Alma Mater):
John Gullatt (LSU '88),
Chris Oney (Ole Miss '98)

FAST FACTS

Location: Monroe, La.
Founded: 1931
Enrollment: 8,151
Nickname: Indians
Conference: Southland
Home Court (Capacity): Fant-Ewing Coliseum (8,000)
Colors: Maroon & Gold

ABOUT THE INDIANS

Head Coach: Mike Vining
Alma Mater: UL-Monroe, 1967

Career Record: 382-264 (22 years)
At UL-Monroe: 382-264 (22 years)
2002-03 Record: 12-16
Conference Record (Standing): 10-10 (T5th)

KEEPING IN TOUCH

Sports Information Director: Hank Largin
Basketball Contact: Hank Largin
SID Office Phone: (318) 342-5442
Largin's Home Phone: (318) 651-8361
Basketball Office: (318) 342-5401
SID Mailing Address: University of Louisiana-Monroe, Sports Information Office, Malone Stadium, 308 Stadium Dr., Monroe, LA 71209
Best Time To Call Coach Vining: Contact SID
SID Fax: (318) 342-5464
SID E-mail: largin@ulm.edu
Website: www.ulmathletics.com

THE SERIES

Overall: LSU leads, 1-0
At Baton Rouge: LSU leads, 1-0
At PMAC: LSU leads, 1-0
John Brady vs. UL-Monroe: 1-0

2003-04 SCHEDULE

DATE	OPPONENT
Nov. 21-26	at Las Vegas Classic
Nov. 29	at LSU
Dec. 3	at Mississippi State
Dec. 13	Arkansas-Little Rock
Dec. 16	at Baylor
Dec. 18	Tougaloo College
Dec. 20	at Ole Miss
Dec. 22	Texas College
Dec. 27	Arkansas-Monticello
Jan. 3	Texas A&M
Jan. 8	at UT-Arlington
Jan. 10	Southeastern Louisiana
Jan. 15	Lamar
Jan. 17	at Sam Houston State
Jan. 22	Stephen F. Austin
Jan. 24	at Nicholls State
Jan. 29	Texas State
Jan. 31	Sam Houston State
Feb. 5	UT-Arlington
Feb. 7	at Stephen F. Austin
Feb. 14	at Texas State
Feb. 21	McNeese State
Feb. 26	at SE Louisiana
Feb. 28	at Lamar
March 6	Northwestern State
March 8-11	at Southland Conference Tournament

2002-03 RESULTS

DATE	OPPONENT	SCORE
Nov. 26	Centenary	L, 65-80
Dec. 2	Tougaloo College	W, 95-80
Dec. 7	Centenary	L, 71-92
Dec. 11	Baylor	L, 74-79
Dec. 14	TCU	W, 90-79
Dec. 17	Ole Miss	L, 57-90
Dec. 22	Texas A&M	L, 66-107
Dec. 28	Stephen F. Austin	L, 72-82
Dec. 30	Nicholls St.	W, 69-60
Jan. 2	Southwest Texas	W, 77-74
Jan. 4	UT-San Antonio	L, 65-82
Jan. 11	McNeese St.	L, 66-81
Jan. 16	Nicholls St.	W, 75-52
Jan. 18	Southeastern La.	W, 74-67
Jan. 23	Sam Houston St.	L, 66-83
Jan. 25	Lamar	L, 56-81
Jan. 30	McNeese St.	W, 58-50
Feb. 1	UT-Arlington	L, 62-78
Feb. 6	Southwest Texas	L, 86-102
Feb. 8	UT-San Antonio	W, 71-61
Feb. 15	Northwestern St.	W, 75-63
Feb. 20	Southeastern La.	W, 70-58
Feb. 22	Northwestern St.	L, 78-83
Feb. 27	Sam Houston St.	W, 78-71
March 1	Lamar	W, 80-52
March 5	Stephen F. Austin	L, 58-66
March 7	UT-Arlington	L, 84-85
March 10	Southwest Texas	L, 85-94

ROSTER

NO.	NAME	CL-EXP	HT	WT	PTS	REB
1	John Andrews	Sr.-1L	6-4	195	8.2	1.4
3	Larry Parker	Sr.-1L	6-7	190	5.0	2.2
5	Aaron Branch	Jr.-2L	6-2	170	1.8	0.6
10	Tony Helton	Jr.-TR	6.2	195	---	---
12	Vernon McCarty	So.-1L	5-11	160	0.3	0.5
20	Brandon Horn	Sr.-3L	6-0	170	7.1	1.4
21	Wayne Bransom	Sr.-1L	6-8	210	7.1	5.4
23	Mark Keith	Sr.-3L	6-5	200	9.4	2.7
24	Oliver Haranga	Jr.-TR	6-8	240	---	---
25	Radoslaw Ciszewicz	Sr.-3L	6-5	190	1.0	0.7
31	RoShon Jacobs	Fr.-HS	6-4	203	---	---
33	Isaac Gay	Fr.-HS	6-6	205	---	---
40	DeAndre Alexander	Jr.-TR	6-4	220	---	---
42	Chavis Thompson	Sr.-1L	6-10	270	7.5	4.8

McNeese State

MONDAY, NOV. 24, MARAVICH ASSEMBLY CENTER, 7 P.M. (Cox Sports TV)



WHO'S WHO

President: Dr. Robert Hebert
Athletic Director: Sonny Watkins
Head Coach: Tic Price
Assistant Coaches (Alma Mater):
John Dillard (Lindsey Wilson '91),
David Dumars (Louisiana-Monroe '80)

FAST FACTS

Location: Lake Charles, La.
Founded: 1939
Enrollment: 8,000
Nickname: Cowboys
Conference: Southland
Home Court (Capacity): Burton Coliseum (8,000)
Colors: Blue & Gold

ABOUT THE COWBOYS

Head Coach: Tic Price
Alma Mater: Virginia Tech, 1979

Career Record: 129-77 (7 years)
At McNeese St.: 36-23 (2 years)
2002-03 Record: 15-14
Conference Record (Standing): 10-10 (5th)

KEEPING IN TOUCH

Sports Information Director: Louis Bonnette
Basketball Contact: Louis Bonnette
SID Office Phone: (337) 475-5207
Bonnette's Home Phone: (337) 477-4182
Basketball Office: (337) 475-5480
Press Row Phone: (337) 475-8008
SID Mailing Address: McNeese State University, Sports Information Office, Box 92735, Lake Charles, LA 70609
Best Time To Call Coach Price: Contact SID
SID Fax: (337) 475-5202
SID E-mail: lbbonette@structurex.net
Website: www.mcneese.edu/sports

THE SERIES

Overall: LSU leads, 12-0
At Baton Rouge: LSU leads, 11-0
At PMAC: LSU leads, 11-0
At Lake Charles: LSU leads, 1-0
John Brady vs. McNeese St.: 4-0

2003-04 SCHEDULE

DATE	OPPONENT
Nov. 21	Spring Hill College
Nov. 24	at LSU
Nov. 26	Loyola (NO)
Nov. 29	Tougaloo College
Dec. 1	at Mississippi State
Dec. 6	at Centenary
Dec. 15	at UL-Lafayette
Dec. 18	at George Mason
Dec. 22	at Arizona State
Dec. 27	Louisiana Tech
Dec. 30	Centenary
Jan. 7	at Texas State
Jan. 10	Northwestern State
Jan. 15	at Stephen F. Austin
Jan. 17	at UT-Arlington
Jan. 22	at Nicholls State
Jan. 28	at SELouisiana
Feb. 5	at Northwestern State
Feb. 7	at UT-San Antonio
Feb. 12	UT-Arlington
Feb. 14	Lamar
Feb. 18	Stephen F. Austin
Feb. 21	at UL-Monroe
Feb. 26	Sam Houston State
Feb. 28	Texas State
March 3	Southeastern Louisiana
March 5	Nicholls State
March 8-11	at Southland Conference Tournament

2002-03 RESULTS

DATE	OPPONENT	SCORE
Nov. 22	Texas Wesleyan	W, 85-54
Nov. 25	Mississippi St.	L, 65-81
Nov. 27	UL-Lafayette	W, 76-74
Dec. 2	Loyola (NO)	W, 102-63
Dec. 7	LSU	L, 72-93
Dec. 14	Liberty	W, 87-74
Dec. 19	Texas	L, 59-97
Dec. 28	Southwest Texas	W, 74-64
Dec. 30	Sam Houston St.	L, 78-85
Jan. 2	UT-Arlington	L, 62-74
Jan. 4	Stephen F. Austin	L, 69-79
Jan. 9	Northwestern St.	W, 71-56
Jan. 11	UL-Monroe	W, 81-66
Jan. 16	Southwest Texas	L, 53-91
Jan. 18	UT-San Antonio	W, 66-51
Jan. 23	Nicholls St.	W, 75-50
Jan. 30	UL-Monroe	L, 50-58
Feb. 3	Lamar	L, 65-68
Feb. 8	Stephen F. Austin	W, 63-53
Feb. 10	UT-Arlington	L, 52-56
Feb. 13	Northwestern St.	W, 70-57
Feb. 20	UT-San Antonio	W, 72-66
Feb. 22	Southeastern La.	L, 67-74
Feb. 27	Nicholls St.	W, 71-50
March 1	Southeastern La.	L, 78-81
March 5	Sam Houston St.	L, 66-81
March 7	Lamar	W, 72-62
March 10	UT-Arlington	W, 78-67
March 12	Sam Houston St.	L, 58-64

ROSTER

NO.	NAME	CL-EXP	HT	WT	PTS	REB
1	Jerrick Oliver	Sr.-1L	6-7	200	5.4	2.8
2	Eldridge Lewis	Sr.-3L	5-10	175	5.3	2.1
3	Erkan Oguz	Jr.-JC	6-5	190	15.0	6.0
10	Greg Tucker	Sr.-1L	6-2	185	7.1	2.0
11	Brian Guilbeaux	So.-1L	5-8	150	1.3	0.2
12	Marcus Watts	So.-1L	6-8	200	4.3	3.0
15	Ryan Price	Fr.-RS	6-2	180	2.0	0.0
22	Darrius Mancel	Jr.-JC	6-10	230	10.0	8.0
23	Edward Garriet	Sr.-2L	6-0	180	7.1	1.7
24	Bryce May	Jr.-JC	6-8	210	15.0	7.5
31	Monté Farmer	Sr.-1L	6-9	210	5.6	4.2
32	Ronald Dorsey	Jr.-JC	6-6	205	12.0	5.0
42	Lance Hood	Jr.-JC	6-9	255	20.0	10.0
44	Andrew Queen	Jr.-JC	6-8	225	10.0	7.0

Opponents

New Orleans

MONDAY, JAN. 12, LAKESHORE ARENA, NEW ORLEANS, 7 P.M.



WHO'S WHO

Chancellor: Dr. Gregory M. St. L. O'Brien
Athletic Director: James W. "Jim" Miller
Head Coach: Monte Towse
Assistant Coaches (Alma Mater):
Patrick Harrington (Rollins College '86),
Nikita Johnson (West Georgia '89),
Mark Downey (Charleston '95)

FAST FACTS

Location: New Orleans, La.
Founded: 1958
Enrollment: 17,320
Nickname: Privateers
Conference: Sun Belt
Home Court (Capacity): Lakefront Arena
(10,000)
Colors: Royal Blue & Silver

ABOUT THE PRIVATEERS

Head Coach: Monte Towse
Alma Mater: North Carolina State, 1975

Career Record: 30-28 (2 years)
At New Orleans: 30-28 (2 years)
2002-03 Record: 15-14
Conference Record (Standing): 7-7 (T3rd West)

KEEPING IN TOUCH

Sports Information Director: Jack Duggan
Basketball Contact: Jack Duggan
SID Office Phone: (504) 280-6284
Duggan's Home Phone: TBA
Basketball Office: (504) 280-6239
Press Row Phone: (504) 280-3874
SID Mailing Address: University of New Orleans, Sports Information Office, Lakefront Arena, New Orleans, LA 70148
Best Time To Call Coach Towse: Contact SID
SID Fax: (504) 280-7240
SID E-mail: jduggan@uno.edu
Website: www.unoprivateers.com

THE SERIES

Overall: LSU leads, 7-4
At Baton Rouge: LSU leads, 4-3
At PMAC: LSU leads, 4-3
At New Orleans: LSU leads, 3-1
John Brady vs. New Orleans: 2-1

2003-04 SCHEDULE

DATE	OPPONENT
Nov. 22	Texas State
Nov. 29	Samford
Dec. 3	at Tulane
Dec. 14	at Texas
Dec. 16	vs. Mississippi State
Dec. 19	at Hawai'i adidas Festival
	vs. Idaho State
Dec. 20	at Hawai'i adidas Festival
	vs. Hawai'i
Dec. 27	Loyola (NO)
Dec. 29	at USF Holiday Classic
	vs. UT-Arlington
Dec. 30	at USF Holiday Classic
Jan. 2	at Auburn
Jan. 4	at Southern Miss
Jan. 10	at South Alabama
Jan. 12	LSU
Jan. 15	at New Mexico State
Jan. 17	at UL-Lafayette
Jan. 22	Western Kentucky
Jan. 24	Middle Tennessee State
Jan. 29	at North Texas
Jan. 31	at Denver
Feb. 4	at Arkansas State
Feb. 7	Arkansas-Little Rock
Feb. 12	New Mexico State
Feb. 14	UL-Lafayette
Feb. 19	South Alabama
Feb. 21	at Florida International
Feb. 26	North Texas
Feb. 28	Denver
March 6-9	at Sun Belt Conference Tournament

2002-03 RESULTS

DATE	OPPONENT	SCORE
Nov. 23	St. Leo College	W, 107-57
Nov. 27	Jackson St.	W, 93-79
Nov. 30	Rollins College	W, 65-57
Dec. 2	Jacksonville	W, 90-57
Dec. 5	Tulane	W, 80-67
Dec. 7	Southeastern La.	W, 77-69
Dec. 15	Lipscomb	L, 76-81
Dec. 17	Southwest Texas St.	L, 81-92
Dec. 20	Cal Poly	W, 89-75
Dec. 21	Hawai'i	L, 56-68
Dec. 30	LSU	L, 57-69
Jan. 4	South Alabama	W, 70-61
Jan. 9	New Mexico St.	W, 65-55
Jan. 11	UL-Lafayette	L, 71-78
Jan. 16	Western Kentucky	L, 59-78
Jan. 18	Middle Tenn. St.	L, 60-77
Jan. 23	North Texas	L, 75-62
Jan. 25	Denver	W, 75-65
Jan. 30	Arkansas St.	W, 70-68
Feb. 1	Arkansas-LR	L, 83-85
Feb. 6	New Mexico St.	L, 60-78
Feb. 8	UL-Lafayette	L, 75-79
Feb. 15	Florida International	W, 49-48
Feb. 17	Florida	L, 48-77
Feb. 20	North Texas	W, 76-73
Feb. 23	Denver	L, 63-68
Feb. 26	Texas A&M-CC	W, 77-63
March 1	South Alabama	L, 61-58
March 7	Florida International	L, 45-62

ROSTER

NO.	NAME	CL-EXP	HT	WT	PTS	REB
1	Lester "Bo" McCaleb	Fr.-HS	6-0	175	---	---
2	A.J. Meredith	Sr.-3L	6-0	185	6.4	3.3
3	Justin Lauga	Sr.-2L	6-0	170	2.8	0.8
4	Victor Brown	Jr.-2L	6-8	210	8.1	5.1
21	Ben Wilson	Sr.-3L	6-3	190	1.5	1.1
23	Kentrell Martin	Sr.-2L	6-4	200	5.6	3.7
25	Johnell Smith	Sr.-1L	6-2	190	13.7	3.0
33	Kyle Buggs	Sr.-3L	6-3	155	8.0	2.5
	Billy McDade	So.-1L	6-8	215	4.8	1.4
	Ben Elias	Fr.-HS	6-10	270	---	---
	Nathaniel Parker	Jr.-TR	6-8	230	---	---
	Jacque Pate	Jr.-TR	6-10	250	---	---

Southern

FRIDAY, NOV. 21, MARAVICH ASSEMBLY CENTER, 7 P.M.



WHO'S WHO

Chancellor: Dr. Edward Jackson
Athletic Director: Floyd Kerr
Head Coach: Michael Grant
Assistant Coaches (Alma Mater): Derek Thompson (Morris Brown '98), Elwyn McRoy, Jr. (Cleveland State '97)

FAST FACTS

Location: Baton Rouge, La.
Founded: 1880
Enrollment: 9,803
Nickname: Jaguars
Conference: Southwestern Athletic
Home Court (Capacity): F.G. Clark Activity Center (7,500)
Colors: Columbia Blue & Gold

ABOUT THE JAGUARS

Head Coach: Michael Grant
Alma Mater: Malone, 1985

Career Record: 126-94 (7 years)
At Southern: First season
2002-03 Record: 9-20
Conference Record (Standing): 5-13 (8th)

KEEPING IN TOUCH

Sports Information Director: Kevin Manns
Basketball Contact: Kevin Manns
SID Office Phone: (225) 771-2601
Basketball Office: (225) 771-2435
SID Mailing Address: Southern University, Sports Information Office, PO Box 9972, Harding Blvd., Baton Rouge, LA 70813
Best Time To Call Coach Grant: Contact SID
SID Fax: (225) 771-2896
SID E-mail: KEVIN_MANN@csu.subr.edu
Website: www.subr.edu/athletics

THE SERIES

Overall: LSU leads, 6-0
At Baton Rouge: LSU leads, 6-0
At PMAC: LSU leads, 6-0
John Brady vs. Southern: 3-0

2003-04 SCHEDULE

DATE	OPPONENT
Nov. 21	at LSU
Nov. 25	at Tulane
Dec. 1	West Alabama
Dec. 3	North Texas
Dec. 6	at Southeastern Louisiana
Dec. 10	at Nicholls State
Dec. 13	Southeastern Louisiana
Dec. 17	at Arkansas-Little Rock
Dec. 20	at Florida A&M
Jan. 3	at Prairie View A&M
Jan. 5	at Texas Southern
Jan. 10	Grambling State
Jan. 12	Jackson State
Jan. 17	at Arkansas-Pine Bluff
Jan. 19	at Mississippi Valley State
Jan. 24	Alabama A&M
Jan. 26	Alabama State
Jan. 31	Alcorn State
Feb. 7	at Grambling State
Feb. 9	at Jackson State
Feb. 14	Arkansas-Pine Bluff
Feb. 16	Mississippi Valley State
Feb. 21	at Alabama A&M
Feb. 23	at Alabama State
Feb. 28	at Alcorn State
March 4	Prairie View A&M
March 6	Texas Southern
March 8-13	at SWAC Tournament

2002-03 RESULTS

DATE	OPPONENT	SCORE
Nov. 22	South Alabama	L, 61-82
Nov. 23	Nicholls St.	W, 52-36
Dec. 2	San Francisco	L, 71-82
Dec. 14	Nicholls St.	L, 46-51
Dec. 16	Tuskegee	W, 78-67
Dec. 19	UT-Pan American	L, 59-65
Jan. 4	Texas Southern	L, 61-66
Jan. 6	Prairie View A&M	L, 86-88
Jan. 11	Grambling St.	L, 79-80
Jan. 13	Jackson St.	L, 66-86
Jan. 18	Arkansas-PB	W, 52-44
Jan. 20	Miss. Valley St.	L, 59-72
Jan. 22	UT-Pan American	L, 61-71
Jan. 25	Alabama St.	L, 60-78
Jan. 27	Alabama A&M	W, 66-60
Feb. 1	Alcorn St.	L, 87-93
Feb. 4	Centenary	L, 53-84
Feb. 8	Grambling St.	W, 87-68
Feb. 10	Jackson St.	L, 72-79
Feb. 15	Arkansas-PB	L, 79-88
Feb. 17	Miss. Valley St.	L, 69-77
Feb. 19	West Alabama	W, 77-62
Feb. 22	Alabama St.	W, 57-54
Feb. 24	Alabama A&M	W, 94-93
March 1	Alcorn St.	L, 62-63
March 3	Morris Brown	W, 77-49
March 6	Prairie View A&M	L, 76-87
March 8	Texas Southern	L, 65-79
March 11	Prairie View A&M	L, 55-56

ROSTER

NO.	NAME	CL-EXP	HT	WT	PTS	REB
00	Domonice Prince	So.-JC	7-0	185	---	---
2	Brandon Wardlow	Jr.-JC	5-11	185	---	---
10	Randall Anderson	Jr.-2L	6-0	170	2.3	0.4
23	Jeremie Collier	Jr.-JC	6-2	180	---	---
25	Deion Sanders	Sr.-1L	6-5	210	---	---
32	Peter Cipriano	Jr.-2L	6-9	225	10.3	8.9
33	Trayvean Scott	Jr.-2L	6-0	170	5.3	2.3
35	Timothy Johnson	Sr.-3L	6-3	170	11.7	4.4
40	Jarvis Vaughn	Jr.-2L	6-4	185	6.0	3.5
42	Nicholas Eglund	So.-RS	6-5	215	3.0	4.0
45	Jon-Erik Price	Fr.-HS	6-5	205	---	---
55	Jerrid Campbell	Jr.-2L	6-8	240	10.8	8.0

Southern Miss

SATURDAY, DEC. 20, MARAVICH ASSEMBLY CENTER, 3 P.M. (Cox Sports TV)



WHO'S WHO

President: Dr. Shelby F. Thames
 Athletic Director: Richard Giannini
 Head Coach: James Green
 Assistant Coaches (Alma Mater): Quinn Strander (Nicholls State '96), Luster Goodwin (Texas-El Paso '86), Jeff Norwood (Mississippi State '86)

FAST FACTS

Location: Hattiesburg, Miss.
 Founded: 1910
 Enrollment: 15,259
 Nickname: Golden Eagles
 Conference: Conference USA
 Home Court (Capacity): Green Coliseum (8,095)
 Colors: Gold & Black

ABOUT THE GOLDEN EAGLES

Head Coach: James Green
 Alma Mater: Ole Miss, 1983

Career Record: 110-96 (7 years)
 At Southern Miss: 110-96 (7 years)
 2002-03 Record: 13-16
 Conference Record (Standing): 5-11 (12th)

KEEPING IN TOUCH

Media Relations Director: Mike Montoro
 Basketball Contact: Regiel Napier
 MRD Office Phone: (601) 266-4503
 Napier's Home Phone: (601) 268-7777
 Basketball Office: (601) 266-6355
 Press Row Phone: (601) 266-5328
 MRD Mailing Address: University of Southern Mississippi, Athletic Media Relations, Box 5161, Hattiesburg, MS 39406
 Best Time To Call Coach Green: Contact MRD
 MRD Fax: (601) 266-5328
 MRD E-mail: Regiel.Napier@usm.edu
 Website: www.SouthernMiss.com

THE SERIES

Overall: LSU leads, 4-0
 At Baton Rouge: LSU leads, 4-0
 At PMAC: LSU leads, 2-0
 John Brady vs. Southern Miss: First Meeting

2002-04 SCHEDULE

DATE	OPPONENT
Nov. 21	Alcorn State
Nov. 25	Texas Southern
Nov. 29	at Murray State
Dec. 5	at Brothers Air/Heat Shootout vs. Hampton
Dec. 6	at Brothers Air/Heat Shootout
Dec. 13	at Arkansas State
Dec. 17	Georgia Southern
Dec. 20	at LSU
Dec. 22	William Carey
Dec. 30	at Auburn
Jan. 4	New Orleans
Jan. 7	at Louisville
Jan. 10	Memphis
Jan. 13	at St. Louis
Jan. 16	Marquette
Jan. 24	Cincinnati
Jan. 28	at TCU
Jan. 31	at Tulane
Feb. 3	at Houston
Feb. 11	UAB
Feb. 13	at South Florida
Feb. 18	Houston
Feb. 21	Charlotte
Feb. 24	at Memphis
Feb. 28	at DePaul
March 3	Tulane
March 6	East Carolina
March 10-13	at Conference USA Tournament

2002-03 RESULTS

DATE	OPPONENT	SCORE
Nov. 22	Alcorn St.	W, 78-70
Nov. 25	Jackson St.	W, 80-62
Nov. 27	Troy St.	W, 77-70
Nov. 30	South Alabama	W, 89-78
Dec. 6	Jacksonville	W, 62-61
Dec. 7	Iowa	L, 63-65
Dec. 14	Arkansas St.	L, 48-64
Dec. 18	Western Kentucky L,	54-64
Dec. 21	Ark.-Little Rock	W, 70-54
Dec. 30	Auburn	L, 46-92
Jan. 4	Murray St.	W, 56-54
Jan. 8	TCU	W, 72-64
Jan. 11	Memphis	W, 84-67
Jan. 14	South Florida	L, 65-74
Jan. 18	UAB	L, 71-84
Jan. 25	Houston	L, 75-76
Jan. 29	Louisville	L, 65-94
Feb. 1	Memphis	L, 62-80
Feb. 4	UAB	W, 82-80
Feb. 8	East Carolina	L, 57-60
Feb. 12	TCU	L, 78-85
Feb. 15	DePaul	L, 69-74
Feb. 18	Houston	L, 42-46
Feb. 22	Tulane	W, 76-72
Feb. 26	Charlotte	L, 68-77
March 1	South Florida	W, 70-62
March 8	Tulane	L, 61-74
March 12	Cincinnati	W, 63-61
March 13	St. Louis	L, 56-69

ROSTER

NO.	NAME	CL-EXP	HT	WT	PTS	REB
00	Jason Forte	So.-1L	6-5	205	2.6	1.3
1	David Haywood	Jr.-2L	6-4	190	6.6	2.4
4	Brannon Hayes	Jr.-JC	6-9	235	---	---
5	Dante Stiggers	Jr.-2L	6-2	162	5.9	2.2
11	Ronald Pittman	Jr.-JC	6-6	220	---	---
15	Sam Richardson	Fr.-HS	6-4	200	---	---
20	Jarekus Singleton	So.-HS	6-1	205	---	---
21	Rudolph Mauricette	Jr.-JC	6-11	265	---	---
23	Jasper Johnson	So.-1L	6-7	230	11.3	4.3
32	Greg Johnson	Sr.-1L	6-8	200	12.6	4.6
34	Clement Carter	Sr.-3L	6-5	220	4.0	3.6
41	Charles Gaines	Sr.-1L	6-7	220	15.1	9.6

Troy State

SATURDAY, Nov. 26, MARAVICH ASSEMBLY CENTER, 7 P.M.



WHO'S WHO

Chancellor: Dr. Jack Hawkins, Jr.
 Athletic Director: Johnny Williams
 Head Coach: Don Maestri
 Assistant Coaches: David Felix, Billy Jefcoat, Anthony Sewell

FAST FACTS

Location: Troy, Ala.
 Founded: 1887
 Enrollment: 18,222
 Nickname: Trojans
 Conference: Atlantic Sun
 Home Court (Capacity): Trojan Arena (4,000)
 Colors: Cardinal, Silver and Black

ABOUT THE TROJANS

Head Coach: Don Maestri
 Alma Mater: Southern Miss, '69

Career Record: 357-242 (21 years)
 At Troy State: 357-242 (21 years)
 2002-03 Record: 26-6

KEEPING IN TOUCH

Media Relations Director: Tom Strother
 Office Phone: (334) 670-3832
 Strother's Home Phone: (334) 670-9727
 Basketball Office: (334) 670-3685
 Press Row Phone: TBA
 MRD Mailing Address: Troy State University, Media Relations, Davis Fieldhouse, 100 S. George Wallace, Troy, Ala. 36082
 Best Time To Call Coach Maestri: Contact MRD
 MRD E-mail: stroth@troystate.edu
 Website: www.troystate.com

THE SERIES

Overall: LSU leads, 2-1
 At Baton Rouge: LSU leads, 2-1
 At PMAC: LSU leads, 2-1
 John Brady vs. Troy State: 1-0
 (NOTE: On court, LSU leads the series 3-0, but one game forfeited by LSU through NCAA sanctions)

2002-04 SCHEDULE

DATE	OPPONENT
Nov. 24	Oakwood College
Nov. 26	at LSU
Nov. 29	at San Diego State
Dec. 6	Stillman
Dec. 15	Stetson
Dec. 17	Jacksonville
Dec. 20	at Northwestern State
Dec. 29	vs. Weber St
Dec. 30	WisGB/Savannah St.
Jan. 3	at Campbell
Jan. 5	at Gardner-Webb
Jan. 8	Belmont
Jan. 10	Lipscomb
Jan. 13	at Georgia State
Jan. 19	at Mercer
Jan. 23	UCF
Jan. 25	Fla. Atlantic
Jan. 28	Campbell
Jan. 31	at UCF
Feb. 2	at Fla. Atlantic
Feb. 6	Georgia State
Feb. 8	Mercer
Feb. 15	at Belmont
Feb. 17	at Lipscomb
Feb. 22	Gardner-Webb
Feb. 27	at Jacksonville
Feb. 29	at Stetson
March 4-6	A-Sun Championship

2002-03 RESULTS

DATE	OPPONENT	SCORE
Nov. 23	Knoxville	W, 116-74
Nov. 25	Southeastern La.	W, 87-81
Nov. 27	Southern Miss	L, 77-70
Nov. 30	Lipscomb	W, 95-77
Dec. 3	Arkansas	W, 74-66
Dec. 7	Alabama State	W, 80-71
Dec. 12	Lipscomb	W, 89-77
Dec. 17	Georgia Tech	L, 88-66
Dec. 20	Northwestern State	W, 89-72
Dec. 21	Duquesne	W, 73-69
Dec. 22	Auburn	L, 94-66
Dec. 30	Alabama State	W, 81-61
Jan. 4	Jacksonville	W, 70-68
Jan. 6	Stetson	W, 85-81
Jan. 9	Fla. Atlantic	W, 77-72
Jan. 11	UCF	L, 76-61
Jan. 17	Mercer	W, 89-61
Jan. 24	Belmont	W, 67-64
Jan. 26	Samford	W, 66-48
Jan. 30	Gardner-Webb	W, 61-60
Feb. 1	Campbell	W, 100-75
Feb. 6	Georgia State	W, 99-81
Feb. 8	Jacksonville State	W, 71-51
Feb. 15	Mercer	L, 83-80
Feb. 20	UCF	W, 77-72
Feb. 22	Fla. Atlantic	W, 76-66
Feb. 27	Stetson	W, 117-70
March 1	Jacksonville	W, 94-72
March 6	Samford	W, 70-54
March 7	Georgia State	W, 71-61
March 8	UCF	W, 80-69
March 21	Xavier	L, 71-59

ROSTER

NO.	NAME	CL-EXP	HT	WT	PTS	REB
1	Eddie Baker	Sr.-1L	6-7	210	6.8	3.6
3	Zavier Mathis	Jr.-RS	6-0	170	---	---
5	Herbert Evans	Sr.-3L	6-2	185	7.0	2.5
10	Greg Davis	Sr.-1L	6-1	165	11.0	1.9
24	Jacob Hazouri	Jr.-2L	6-2	170	3.1	1.3
31	Rob Lewin	Sr.-3L	6-7	230	12.2	8.1
40	Kendrick Johnson	Sr.-1L	6-5	185	6.3	3.6
	Jarvis Acker	Fr.-HS	6-7	210	---	---
	Ryan Heck	Jr.-TR	6-7	200	---	---
	Corey Hornsby	Jr.-TR	6-5	200	---	---
	Jonathan Lee	Fr.-HS	6-3	180	---	---
	Jerome Stamper	Jr.-TR	6-5	200	---	---

Opponents

Tulane

TUESDAY, DEC. 23, MARAVICH ASSEMBLY CENTER, 7 P.M.



WHO'S WHO

President: Dr. Scott S. Cowen
Athletic Director: Rick Dickson
Head Coach: Shawn Finney
Assistant Coaches (Alma Mater):
Wade O'Connor (Bridgewater State '94),
Jeff Reynolds (UNC-Greensboro '78),
Steve Snell (Radford '88)

FAST FACTS

Location: New Orleans, La.
Founded: 1834
Enrollment: 12,381
Nickname: Green Wave
Conference: Conference USA
Home Court (Capacity): Fogelman Arena (3,600)
Colors: Olive Green & Sky Blue

ABOUT THE GREEN WAVE

Head Coach: Shawn Finney
Alma Mater: Fairmont State, 1985
Career Record: 39-51 (3 years)

2003-04 SCHEDULE

DATE	OPPONENT
Nov. 25	Southern
Nov. 29	Arkansas-Pine Bluff
Nov. 30	Loyola (NO)
Dec. 3	New Orleans
Dec. 6	Rice
Dec. 9	Northwestern State
Dec. 20	Southeastern Louisiana
Dec. 23	at LSU
Dec. 27	vs. Mississippi State
Dec. 31	Nicholls State
Jan. 7	Cincinnati
Jan. 10	at TCU
Jan. 17	at Louisville
Jan. 20	Memphis
Jan. 24	Savannah State
Jan. 28	at UAB
Jan. 31	Southern Miss
Feb. 3	at DePaul
Feb. 7	South Florida
Feb. 11	Houston
Feb. 14	TCU
Feb. 18	at East Carolina
Feb. 21	at Marquette
Feb. 25	UAB
Feb. 28	St. Louis
March 3	at Southern Miss
March 6	at Charlotte
March 10-13	at Conference USA Tournament

At Tulane: 39-51 (3 years)
2002-03 Record: 16-15
Conference Record (Standing): 8-8
(T2nd National)

KEEPING IN TOUCH

Sports Information Director: Donna Turner
Basketball Contact: John Sudsbury
SID Office Phone: (504) 865-5506
Sudsbury Home Phone: (504) 452-8016
Basketball Office: (504) 865-5505
Press Row Phone: (504) 862-8122
SID Mailing Address: Tulane University,
Athletic Media Relations, James W. Wilson Jr.
Center, Ben Weiner Dr., New Orleans, LA 70118
Best Time To Call Coach Finney: Contact SID
SID Fax: (504) 865-5512
SID E-mail: jsudsbu.tulane.edu
Website: www.TulaneGreenWave.com

THE SERIES

Overall: LSU leads, 120-83
At Baton Rouge: LSU leads, 66-33
At PMAC: LSU leads, 9-1
At New Orleans: LSU leads, 51-48
At Neutral Sites: LSU leads, 3-2
John Brady vs. Tulane: 1-0

2002-03 RESULTS

DATE	OPPONENT	SCORE
Nov. 22	Rice	L, 58-72
Nov. 25	Loyola (NO)	W, 74-58
Nov. 28	Maine	W, 84-65
Nov. 29	Central Florida	L, 61-66
Dec. 1	SE Missouri St.	W, 81-60
Dec. 5	New Orleans	L, 67-80
Dec. 7	Vanderbilt	L, 46-66
Dec. 10	Kentucky	L, 60-76
Dec. 20	Savannah St.	W, 103-47
Dec. 23	Jackson St.	W, 94-70
Dec. 28	LSU	L, 62-74
Jan. 2	Georgia Tech	W, 80-66
Jan. 4	Morris Brown	W, 88-30
Jan. 7	Memphis	L, 73-85
Jan. 14	Marquette	L, 73-85
Jan. 18	Cincinnati	L, 54-77
Jan. 22	TCU	L, 84-93
Jan. 25	UAB	W, 75-72
Feb. 1	East Carolina	W, 67-56
Feb. 4	Houston	W, 65-58
Feb. 8	UAB	W, 71-66
Feb. 13	Memphis	L, 57-58
Feb. 15	TCU	W, 84-78
Feb. 18	South Florida	W, 68-65
Feb. 22	Southern Miss	L, 72-76
Feb. 26	Houston	W, 56-52
March 1	St. Louis	L, 74-76
March 5	South Florida	L, 60-72
March 8	Southern Miss	W, 74-61
March 12	Houston	W, 74-52
March 13	Louisville	L, 66-82

ROSTER

NO.	NAME	CL-EXP	HT	WT	PTS	REB
3	Chris Moore	Fr.-HS	6-5	200	---	---
4	Vincent Camper	Fr.-HS	6-4	190	---	---
5	Troy Aaron	Fr.-HS	6-1	175	---	---
11	Marcus Kinzer	Jr.-2L	5-10	187	4.0	1.4
20	Dan Fitzgerald	Fr.-HS	6-8	200	---	---
21	Marc Siegel	Sr.-3L	5-10	175	0.0	0.0
22	Kory Castine	Fr.-HS	6-8	235	---	---
30	Ben Benfield	Jr.-2L	6-3	181	3.3	0.9
40	Vytautas Tatarunas	So.-1L	6-5	237	3.2	1.3
44	Ivan Pjevcevic	Sr.-3L	6-11	232	5.9	3.1
45	Wayne Tinsley	Sr.-3L	6-4	217	6.9	3.8
50	Quincy Davis	So.-1L	6-7	225	2.4	2.5
54	George Brown	Sr.-3L	6-10	246	1.5	1.4

Utah

TUESDAY, DEC. 16, MARAVICH ASSEMBLY CENTER, 8 p.m. (ESPN)



WHO'S WHO

President: Dr. Bernie Machen
Athletic Director: Dr. Chris Hill
Head Coach: Rick Majerus
Assistant Coaches (Alma Mater): Kerry Rupp
(Southern Utah '77), Eric Jackson (UW-Green
Bay '99), Scott Garson (UC-Santa Barbara '99)

FAST FACTS

Location: Salt Lake City, Utah
Founded: 1850
Enrollment: 28,300
Nickname: Utes/Runnin' Utes
Conference: Mountain West
Home Court (Capacity): Jon M. Huntsman
Center (15,000)
Colors: Crimson & White

ABOUT THE UTES

Head Coach: Rick Majerus
Alma Mater: Marquette, 1970

Career Record: 407-142 (19 years)
At Utah: 308-90 (14 years)
2002-03 Record: 25-8
Conference Record (Standing): 11-3 (T1st)

KEEPING IN TOUCH

Sports Information Director: Liz Abel
Basketball Contact: Mike Lageschulte
SID Office Phone: (801) 587-9162
Lageschulte's Home Phone: (801) 582-7181
Basketball Office: (801) 581-5451
Press Row Phone: (801) 581-6657
SID Mailing Address: University of Utah,
Sports Information Office, 1825 E. South
Campus Dr., Front, Salt Lake City, UT 84112-0900
Best Time To Call Coach Majerus: Late
Mornings
SID Fax: (801) 581-4358
SID E-mail: mlageschulte@huntsman.utah.edu
Website: www.UtahUtes.com

THE SERIES

Overall: First Meeting
John Brady vs. Utah: First Meeting

2003-04 SCHEDULE

DATE	OPPONENT
Nov. 17-28	at Preseason NIT
Nov. 17	vs. Georgia State
Nov. 23	at Stony Brook
Dec. 3	Utah State
Dec. 6	San Diego
Dec. 13	Savannah State
Dec. 16	at LSU
Dec. 19	Cal State-Northridge
Dec. 23	at Colorado
Dec. 29	Southern Utah
Jan. 3	at Weber State
Jan. 5	Pepperdine
Jan. 7	Whitworth
Jan. 12	at UNLV
Jan. 17	Wyoming
Jan. 19	Colorado State
Jan. 24	at New Mexico
Jan. 26	at Air Force
Jan. 31	BYU
Feb. 7	San Diego State
Feb. 9	UNLV
Feb. 14	at Colorado State
Feb. 16	at Wyoming
Feb. 21	Air Force
Feb. 23	New Mexico
March 1	at BYU
March 6	at San Diego State
March 11-13	at Mountain West Conference Tournament

2002-03 RESULTS

DATE	OPPONENT	SCORE
Nov. 22	Southern Utah	W, 61-47
Nov. 25	Gonzaga	L, 52-71
Nov. 26	Massachusetts	W, 69-53
Nov. 27	Arizona St.	L, 79-83
Dec. 3	Winthrop	W, 72-42
Dec. 7	Arizona St.	W, 78-55
Dec. 14	Northern Iowa	W, 75-53
Dec. 17	Utah St.	L, 54-59
Dec. 20	Pepperdine	W, 77-61
Dec. 23	San Diego St.	W, 64-58
Dec. 30	Alabama	W, 51-49
Jan. 3	Weber St.	W, 72-58
Jan. 6	Saint Mary's	W, 65-59
Jan. 11	IPFW	W, 76-59
Jan. 14	RIPON	W, 75-59
Jan. 18	San Diego St.	L, 56-58
Jan. 20	UNLV	W, 66-63
Jan. 25	BYU	W, 79-75
Feb. 1	Air Force	W, 45-35
Feb. 3	New Mexico	W, 78-68
Feb. 8	Colorado St.	W, 71-66
Feb. 10	Wyoming	W, 69-56
Feb. 15	San Diego St.	W, 76-62
Feb. 17	UNLV	W, 86-80
Feb. 24	BYU	W, 71-64
March 1	New Mexico	L, 69-76
March 3	Air Force	W, 57-52
March 6	Colorado St.	L, 65-66
March 8	Wyoming	W, 86-70
March 13	Air Force	W, 42-38
March 14	UNLV	L, 41-64
March 21	Oregon	W, 60-58
March 23	Kentucky	L, 54-74

NO.	NAME	CL-EXP	HT	WT	PTS	REB
2	Josh Olsen	Fr.-HS	6-1	180	16.4	3.2
3	Ryan Werch	Fr.-HS	6-2	185	20.0	6.0
4	Andrew Bogut	Fr.-HS	6-10	220	22.0	14.5
5	Justin Hawkins	Fr.-HS	6-5	215	20.0	10.0
10	Brett Sortal	Fr.-HS	6-1	190	---	---
11	Tim Drisdorn	So.-1L	6-3	206	4.6	3.1
12	Geoff Payne	Fr.-HS	6-6	190	---	---
13	Richard Chaney	So.-1L	6-4	198	5.4	3.5
14	Jelmer Krijthe	Fr.-HS	6-6	187	---	---
15	Nick Jacobson	Sr.-3L	6-4	210	13.3	2.8
20	Bryant Markson	So.-1L	6-6	190	3.7	2.2
25	Clint Lee	Fr.-HS	6-4	190	---	---
30	Chris Jackson	So.-1L	6-11	245	2.0	1.7
51	Jonas Langvad	Fr.-HS	6-9	207	19.9	4.7
52	Stefan Zimmerman	Fr.-HS	6-10	240	14.0	6.4
54	Tim Frost	Sr.-1L	6-10	236	12.8	4.9

Alabama-Birmingham

SATURDAY, DEC. 27, SUGAR BOWL CLASSIC, NEW ORLEANS ARENA, 6 P.M. (SEC-TV/FOX)



WHO'S WHO

President: Dr. Carol Z. Garrison
Athletic Director: Watson Brown
Head Coach: Mike Anderson
Assistant Coaches (Alma Mater):
Chris Giles (UAB '84),
Scott Edgar (Pittsburgh/Johnstown '78),
Matt Zimmerman (Arkansas '90)

FAST FACTS

Location: Birmingham, Ala.
Founded: 1969
Enrollment: 15,921
Nickname: Blazers
Conference: Conference USA
Home Court (Capacity): Bartow Arena (8,500)
Colors: Forest Green & Old Gold

2003-04 SCHEDULE

DATE	OPPONENT
Nov. 21	Alcorn State
Nov. 25	Texas Southern
Nov. 29	at Murray State
Dec. 5	at Brothers Air/Heat Shootout vs. Hampton
Dec. 6	at Brothers Air/Heat Shootout
Dec. 13	at Arkansas State
Dec. 17	Georgia Southern
Dec. 20	at LSU
Dec. 22	William Carey
Dec. 30	at Auburn
Jan. 4	New Orleans
Jan. 7	at Louisville
Jan. 10	Memphis
Jan. 13	at St. Louis
Jan. 16	Marquette
Jan. 24	Cincinnati
Jan. 28	at TCU
Jan. 31	at Tulane
Feb. 3	at Houston
Feb. 11	UAB
Feb. 13	at South Florida
Feb. 18	Houston
Feb. 21	Charlotte
Feb. 24	at Memphis
Feb. 28	at DePaul
March 3	Tulane
March 6	East Carolina
March 10-13	at Conference USA Tournament

ABOUT THE BLAZERS

Head Coach: Mike Anderson
Alma Mater: Tulsa, 1982
Career Record: 21-13 (1 year)
At UAB: 21-13 (1 year)
2002-03 Record: 21-13
Conference Record (Standing): 8-8 (12nd National)

KEEPING IN TOUCH

Media Relations Director: Norm Reilly
Basketball Contact: Aaron Jordan
MRD Office Phone: (205) 934-0722
Jordan's Home Phone: (205) 218-6189
Basketball Office: (205) 934-3402
Press Row Phone: (205) 934-0722
MRD Mailing Address: University of Alabama-
Birmingham, Athletic Media Relations, BRTW
105, 1530 3rd Avenue S., Birmingham, AL
35294-1160
Best Time To Call Coach Anderson:
Contact MRD
MRD Fax: (205) 934-7505
MRD E-mail: jordana@uab.edu
Website: www.uabsports.com

THE SERIES

Overall: First Meeting
John Brady vs. UAB: First Meeting

2002-03 RESULTS

DATE	OPPONENT	SCORE
Nov. 22	Alcorn St.	W, 78-70
Nov. 25	Jackson St.	W, 80-62
Nov. 27	Troy St.	W, 77-70
Nov. 30	South Alabama	W, 89-78
Dec. 6	Jacksonville	W, 62-61
Dec. 7	Iowa	L, 63-65
Dec. 14	Arkansas St.	L, 48-64
Dec. 18	Western Kentucky	L, 54-64
Dec. 21	Ark.-Little Rock	W, 70-54
Dec. 30	Auburn	L, 46-92
Jan. 4	Murray St.	W, 56-54
Jan. 8	TCU	W, 72-64
Jan. 11	Memphis	W, 84-67
Jan. 14	South Florida	L, 65-74
Jan. 18	UAB	L, 71-84
Jan. 25	Houston	L, 75-76
Jan. 29	Louisville	L, 65-94
Feb. 1	Memphis	L, 62-80
Feb. 4	UAB	W, 82-80
Feb. 8	East Carolina	L, 57-60
Feb. 12	TCU	L, 78-85
Feb. 15	DePaul	L, 69-74
Feb. 18	Houston	L, 42-46
Feb. 22	Tulane	W, 76-72
Feb. 26	Charlotte	L, 68-77
March 1	South Florida	W, 70-62
March 8	Tulane	L, 61-74
March 12	Cincinnati	W, 63-61
March 13	St. Louis	L, 56-69

ROSTER

NO.	NAME	CL-EXP	HT	WT	PTS	REB
2	Gabe Kennedy	Sr.-1L	6-9	240	10.1	4.8
5	DeAndre Carroll	Fr.-RS	6-4	175	---	---
10	Mo Finley	Sr.-3L	5-11	165	18.3	3.3
11	Derrick Broom	So.-1L	6-5	200	2.8	0.8
12	Reed Davis	So.-1L	6-1	190	0.9	0.0
15	Lee Cobb	Sr.-2L	6-7	215	1.2	0.5
21	Tony Johnson	Sr.-3L	6-1	180	1.3	1.6
23	Demario Eddins	So.-1L	6-7	190	10.3	4.4
31	Richard Jones	So.-1L	6-5	206	7.1	1.9
32	Sidney Ball	Sr.-3L	6-6	220	5.5	5.4
44	Brandon Tobias	So.-1L	6-7	215	2.6	2.1
	Marques Lewis	Jr.-TR	6-8	250	16.8	7.4
	Earnest Little	Fr.-HS	6-9	230	15.0	10.0
	Donell Taylor	Jr.-TR	6-6	180	22.4	7.0
	Ronell Taylor	Jr.-TR	6-5	180	19.7	8.0

Nokia Sugar Bowl Basketball Classic

Dec. 27, 2003, New Orleans Arena

Mississippi State vs. Tulane, 3:30 p.m.

LSU vs. Alabama Birmingham, 6 p.m.

The Sugar Bowl Basketball Classic has spanned six decades and brought the city of New Orleans some outstanding college basketball. Since 1999, the event has featured two Southeastern Conference teams, including LSU, against some of the nation's top teams. Through the first four years of this new format in the New Orleans Arena, the SEC is 7-1 against teams from the Big 12, Conference USA, the Pac 10 and the Big East.

1999

Kentucky 70, Missouri 53

LSU 63, Oklahoma St. 53

2000

Florida 103, Tulane 85

LSU 78, Oregon State 68

2001

Alabama 79, Notre Dame 76

Miami 68, LSU 61

2002

Mississippi State 54, Oklahoma 45

LSU 74, Tulane 62

The 1999 doubleheader drew a Sugar Bowl Classic record attendance of 12,341, while last year's event posted an attendance of 11,177.

For many years, prior to 1994, the event was a two-night tournament which LSU participated in many times. LSU's first appearance came in Dec. 1935 in a rematch of the mythical championship game from earlier in the year as Pittsburgh beat LSU, 52-47. LSU won the tournament title in 1952, while losing the championship game in 1953, 1961 and 1981. Bob Pettit was the Sugar Bowl's outstanding player in 1952 while Howard Carter earned MVP honors in 1981.

Again this year, the doubleheader will be televised by Fox Sports Net and SEC-TV.



Throughout its 71-year history, the Southeastern Conference has been a leader in the integration of athletic competition and higher education.

Since its formation in 1933, the SEC has achieved both stature and stability by designating governing/voting power to the presidents of the member institutions. They have determined the policies of the conference and through the years this involvement has been the principal source of strength in the evolution of the SEC.

Intercollegiate athletics has encountered many challenges in the 1990s and again the SEC provided guidance. In 1993, the member institutions adopted The Principles of Gender Equity. Committed to increasing the quantity and quality of women's athletic opportunities, each school provides at least two more women's intercollegiate programs than the number of men's.

Faced with the task of conference realignment after competing with 10 members since 1966, the SEC welcomed the University of Arkansas and the University of South Carolina in 1991.

SEC schools began athletic competition with one another almost 100 years ago as members of the Southern Intercollegiate Athletic Association.

Seven institutions (Alabama, Auburn, Georgia, Georgia Tech, North Carolina, Sewanee and Vanderbilt) attended the SIAA organizational meeting of faculty representatives in Atlanta in 1894.

Basketball moved quickly to the South as Vanderbilt was playing at the Nashville YMCA in 1893, just two years after Dr. James Naismith originated the game at Springfield (Mass.) College. Basketball became an intercollegiate sport in 1901 and in 1908 Vanderbilt was meeting Columbia and Yale intersectionally.

The seven-member SIAA expand-

ed to 19 institutions in 1895 and by 1920 there were 30 members.

The larger schools reorganized as the Southern Conference in 1920.

Despite an original limit of 16, the membership grew to 23 by 1928.



The 13 members west and south of the Appalachian Mountains reorganized as the Southeastern Conference at the annual SC meeting in 1932.

The 10 coast members remained in the Southern Conference. Charter members of the new conference were: Alabama, Auburn, Florida, Georgia, Georgia Tech, Kentucky, LSU, Mississippi, Mississippi State, Sewanee, Tennessee, Tulane and Vanderbilt. (Sewanee withdrew in 1940, Georgia Tech in 1964 and Tulane in 1966).

The first SEC champions were crowned in 1933 in four sports (baseball, basketball, football and outdoor track). The league's inaugural championship event was a basketball tournament in Atlanta in 1933. Records show the first men's team title for cross-country was awarded in 1935, while golf and swimming were added in 1937. The league later began hosting championships in tennis (1953) and indoor track (1957).

In the 1979-80 academic year SEC championships for women were recognized in basketball, tennis and volleyball. The following year golf, gymnastics, swimming and track and field were added. The administration of women's athletics officially came under the auspices of the conference office in 1984.

The SEC currently regulates nine men's sports and 11 women's sports: Men—baseball, basketball, football, golf, swimming, tennis and track (cross country, indoor and outdoor). Women—basketball, golf, gymnastics, soccer, softball, swimming, tennis, track (cross country, indoor and outdoor) and volleyball.

SEC COMMISSIONERS

The office of the commissioner was formed in 1940 in Jackson due to the great amount of detail work developing, especially in recruiting and eligibility. Former Mississippi Governor Martin S. Conner took office as commissioner Aug. 21, 1940. Conner later became ill and the secretary of the conference, Dean N.W. Dougherty of Tennessee, served as acting commissioner during the fall of 1946.

The office moved to Birmingham with the appointment of Bernie H. Moore as the second full-time commissioner on Feb. 21, 1948. Moore, a former LSU coach, guided the SEC to national respect in his 18-year tenure. A.M. (Tonto) Coleman succeeded Moore upon his retirement April 1, 1966. The Alabama native, who was reared in Texas and experienced in athletic coaching and administration, served six and a half years.

Dr. H. Boyd McWhorter, then Dean of Arts and Sciences at Georgia, secretary of the league since 1967, accepted the position upon the retirement of Coleman Aug. 1, 1972. Under his leadership the SEC experienced unparalleled growth. In McWhorter's first year the SEC distributed \$1.57 million and 14 years later (1986), the league distributed \$15 million in revenue to the member institutions.

Dr. Harvey W. Schiller, an Air Force colonel and faculty chair at the U. S. Air Force Academy, followed McWhorter upon retirement, taking office Sept. 15, 1986. Under his guidance the SEC established itself as a leader in the areas of athletic scholarship and marketing.

Roy F. Kramer succeeded Schiller on Jan. 10, 1990. Kramer, who has served on numerous NCAA committees, joined the league office after spending 12 years as athletic director at Vanderbilt. Kramer held the office of Commissioner for more than 12 years before retiring in the summer of 2002.

Michael L. Slive, who served as Commissioner of Conference USA for seven years, was appointed the seventh Commissioner of the Southeastern Conference on July 2, 2002.



The SEC office located in Birmingham, Alabama.



Michael L. Slive
Commissioner

2003-2004 SEC Television Schedule

TIGERS ON TV IN 2003-2004

LSU will be featured 16 times on regional and national telecasts during the 2003-04 season as part of the SEC-TV, Jefferson Pilot, Fox Sports, ESPN and CBS packages, along with LSU's contract with Cox Sports Television.

DATE	OPPONENT	LOCATION	TIME	NETWORK
November				
24	McNeese State	Baton Rouge	7 p.m.	Cox Sports TV
December				
16	Utah	Baton Rouge	8 p.m.	ESPN
20	Southern Miss	Baton Rouge	3 p.m.	Cox Sports TV
27	Tulane (Sugar Bowl)	New Orleans	6 p.m.	Fox/SEC-TV
January				
6	Arkansas	Fayetteville	8 p.m.	ESPN
10	Alabama	Baton Rouge	2 p.m.	JP Sports
17	Mississippi State	Baton Rouge	2 p.m.	JP Sports
28	Georgia	Baton Rouge	7 p.m.	Cox Sports TV-TD
31	Alabama	Tuscaloosa	6 p.m.	Fox/SEC-TV
February				
7	Arkansas	Baton Rouge	Noon	JP Sports
14	Florida	Gainesville	2 p.m.	JP Sports
18	Auburn	Baton Rouge	7 p.m.	Cox Sports TV-TD
21	Vanderbilt	Nashville	5 p.m.	Fox/SEC-TV
25	Mississippi State	Starkville	7 p.m.	JP Sports
29	Kentucky	Baton Rouge	3 p.m.	CBS Sports
March				
3	Ole Miss	Baton Rouge	7 p.m.	Cox Sports TV-TD

All Times listed as Central Standard. TD - is Tape Delay to 10:30 p.m. the night of the game. LSU's games in the SEC Tournament will also be televised. JP Sports will show first and second-round games, along with the semifinals, with the finals televised on CBS.

SEC on Television in 2003-04

DATE	GAME	NETWORK	CST
November			
14	Alabama vs. Pittsburgh	ESPN2	6 p.m.
21	Western Kentucky at Auburn	FoxSN	7 p.m.
24	Indiana at Vanderbilt	FoxSN	7 p.m.
28	Florida vs. Arizona	ESPN2	8 p.m.
29	Jacksonville at Arkansas	FoxSN	1 p.m.
29	Georgia at Gonzaga	FoxSN	3 p.m.
December			
1	Colorado State at Auburn	FoxSN	7 p.m.
2	Texas A&M at Tennessee	FoxSN	6 p.m.
3	Ole Miss at Florida State	FoxSN	6 p.m.
3	Charlotte at Alabama	FoxSN	8 p.m.
6	Kentucky vs. UCLA	CBS	12:30 p.m.
6	UAB at Mississippi St.	FoxSN	1 p.m.
6	Memphis at Ole Miss	ESPN2	5 p.m.
6	South Carolina at Clemson	FoxSN	6 p.m.
6	Michigan at Vanderbilt	FoxSN	8 p.m.
10	Maryland at Florida	ESPN	6 p.m.
13	Florida at Louisville	ESPN	11 a.m.
13	Clemson vs. Georgia	FoxSN	2 p.m.
13	Kentucky at Michigan State	CBS	3 p.m.
16	Utah at LSU	ESPN	8 p.m.
20	Kentucky at Indiana	CBS	11 a.m.
20	N. C. State at South Carolina	FoxSN	1 p.m.
20	Alabama vs. Oregon	ESPN2	9 p.m.
20	Auburn vs. UNLV	ESPN	11:30 p.m.
27	Miss. State vs. Tulane	FoxSN	3:30 p.m.
27	Louisville at Kentucky	CBS	4 p.m.
27	LSU vs. UAB	FoxSN	6 p.m.
30	Wisconsin at Alabama	FoxSN	8 p.m.
January			
3	North Carolina at Kentucky	CBS	11 a.m.
3	Georgia Tech at Georgia	FoxSN	2 p.m.
3	Alabama at Xavier	ESPN	2:30 p.m.
3	Tennessee at Umass	ESPN	4:30 p.m.

6	LSU at Arkansas	ESPN	8 p.m.
7	Auburn at Vanderbilt	JP	7 p.m.
10	Tennessee at Florida	JP	Noon
10	Alabama at LSU	JP	2 p.m.
10	South Carolina at Georgia	FoxSN	4 p.m.
10	Vanderbilt at Kentucky	FoxSN	6 p.m.
13	Kentucky at Miss. State	ESPN	8 p.m.
14	South Carolina at Auburn	JP	7 p.m.
17	Georgia at Kentucky	JP	Noon
17	Miss. State at LSU	JP	2 p.m.
17	Tennessee at South Carolina	FoxSN	4 p.m.
17	Auburn at Alabama	FoxSN	6 p.m.
20	Kentucky at Tennessee	ESPN2	7 p.m.
21	Mississippi State at Florida	JP	7 p.m.
24	Georgia at Mississippi State	JP	Noon
24	Vanderbilt at Arkansas	JP	2 p.m.
24	Auburn at Florida	CBS	3 p.m.
24	Alabama at Ole Miss	FoxSN	5 p.m.
25	Kentucky at Notre Dame	CBS	3 p.m.
25	Louisville at Tennessee	ESPN	6 p.m.
27	Florida at Alabama	ESPN2	7:30 p.m.
28	Ole Miss at Kentucky	JP	7 p.m.
31	Kentucky at Vanderbilt	ESPN2	11 a.m.
31	South Carolina at Ole Miss	JP	Noon
31	Florida at Tennessee	JP	2 p.m.
31	Arkansas at Georgia	FoxSN	4 p.m.
31	LSU at Alabama	FoxSN	6 p.m.

February

3	Kentucky at Florida	ESPN	8 p.m.
4	Auburn at Arkansas	JP	7 p.m.
7	South Carolina at Kentucky	JP (split)	Noon
7	Arkansas at LSU	JP (split)	Noon
7	Ga. Tech at Tennessee	ABC	2:30 p.m.
7	Ole Miss at Miss. State	FoxSN	4:30 p.m.
7	Vanderbilt at Florida	FoxSN	6:30 p.m.
10	Alabama at Kentucky	ESPN	6 p.m.
11	Arkansas at Tennessee	JP (split)	7 p.m.
11	Georgia at Vanderbilt	JP (split)	7 p.m.
14	Kentucky at Georgia	CBS	Noon
14	LSU at Florida	JP (split)	2 p.m.
14	Tennessee at Alabama	JP (split)	2 p.m.
14	Auburn at Ole Miss	FoxSN	5 p.m.
14	Miss. State at Arkansas	FoxSN	7 p.m.
17	Florida at Georgia	ESPN	8 p.m.
18	Arkansas at Kentucky	JP	7 p.m.
21	Kentucky at Auburn	JP (split)	1 p.m.
21	Tennessee at Georgia	JP (split)	1 p.m.
21	Alabama at Miss. State	CBS	3 p.m.
21	LSU at Vanderbilt	FoxSN	5 p.m.
21	Florida at Ole Miss	ESPN2	7 p.m.
24	Alabama at Auburn	ESPN	8 p.m.
25	Tennessee at Kentucky	JP (split)	7 p.m.
25	LSU at Miss. State	JP (split)	7 p.m.
28	Florida at Arkansas	JP (split)	3 p.m.
28	Ole Miss at Alabama	JP (split)	3 p.m.
28	Auburn at Tennessee	FoxSN	6 p.m.
29	Kentucky at LSU	CBS	3 p.m.

March

2	Auburn at Miss. State	ESPN	8 p.m.
3	Alabama at Arkansas	JP (split)	7 p.m.
3	Kentucky at South Carolina	JP (split)	7 p.m.
6	Wild Card Game	JP	Noon
6	Wild Card Game	JP	2 p.m.
7	Florida at Kentucky	CBS	11 a.m.
11	SEC Tournament Game #1	JP	Noon
11	SEC Tournament Game #2	JP	2:15 p.m.
11	SEC Tournament Game #3	JP	6:30 p.m.
11	SEC Tournament Game #4	JP	8:45 p.m.
12	SEC Tournament Game #5	JP	Noon
12	SEC Tournament Game #6	JP	2:15 p.m.
12	SEC Tournament Game #7	JP	6:30 p.m.
12	SEC Tournament Game #8	JP	8:45 p.m.
13	SEC Tournament Game #9	JP	Noon
14	SEC Tournament Game #10	JP	2:15 p.m.
15	SEC Tournament Finals	CBS	Noon

INTRO

THIS IS LSU

PLAYERS

COACHES

REVIEW

PREVIEW

RECORDS

HISTORY

LSU

MEDIA

Opponents

Alabama

SATURDAY, JAN. 10, MARAVICH ASSEMBLY CENTER, 2 P.M. (JP SPORTS)
SATURDAY, JAN. 31, COLEMAN COLISEUM, TUSCALOOSA, ALA., 6 P.M. (SEC-TV/FOX)



WHO'S WHO
 President: Dr. Robert Witt
 Athletic Director: Mal Moore
 Head Coach: Mark Gottfried
 Assistant Coaches (Alma Mater): Orlando Early (Gardner-Webb '90), Philip Pearson (Alabama '93), Tom Asbury (Wyoming '68)

FAST FACTS
 Location: Tuscaloosa, Ala.
 Founded: 1831
 Enrollment: 19,400
 Nickname: Crimson Tide
 Conference: Southeastern
 Home Court (Capacity): Coleman Coliseum (15,316)
 Colors: Crimson & White

ABOUT THE CRIMSON TIDE
 Head Coach: Mark Gottfried
 Alma Mater: Alabama, 1987
 Career Record: 167-86 (8 years)

2003-04 SCHEDULE

DATE	OPPONENT
Nov. 14	at Coaches vs. Cancer vs. Pittsburgh
Nov. 21	Louisiana Tech
Nov. 25	Southeastern Louisiana
Nov. 29	at Providence
Dec. 3	Charlotte
Dec. 6	Austin Peay
Dec. 16	Chattanooga
Dec. 20	at Las Vegas Showdown vs. Oregon
Dec. 27	Mercer
Dec. 30	Wisconsin
Jan. 3	at Xavier
Jan. 10	at LSU
Jan. 14	Arkansas
Jan. 17	Auburn
Jan. 21	at Georgia
Jan. 24	at Ole Miss
Jan. 27	Florida
Jan. 31	LSU
Feb. 4	at South Carolina
Feb. 10	at Kentucky
Feb. 14	Tennessee
Feb. 18	Vanderbilt
Feb. 21	at Mississippi State
Feb. 24	at Auburn
Feb. 28	Ole Miss
March 3	at Arkansas
March 6	Mississippi State
March 11-14	at SEC Tournament

At Alabama: 99-61 (5 years)
 2002-03 Record: 17-12
 Conference Record (Standing): 7-9 (4th West)

KEEPING IN TOUCH

Sports Information Director: Larry White
 Basketball Contact: Becky Hopf
 SID Office Phone: (205) 348-6084
 Hopf's Home Phone: (205) 343-9055
 Basketball Office: (205) 348-4551
 Press Row Phone: (205) 348-6084
 SID Mailing Address: University of Alabama, Sports Information Office, PO Box 870391, Tuscaloosa, AL 35487
 Best Time To Call Coach Gottfried: Weekly
 Teleconference
 SID Fax: (205) 348-8841
 SID E-mail: bhopf@ia.ua.edu
 Website: www.rolltide.com

THE SERIES

Overall: Alabama leads, 90-60
 At Baton Rouge: LSU leads, 39-26
 At PMAC: LSU leads, 18-15
 At Tuscaloosa: Alabama leads, 56-17
 At Neutral Sites: Alabama leads, 6-4
 John Brady vs. Alabama: 4-8

2002-03 RESULTS

DATE	OPPONENT	SCORE
Nov. 14	Oklahoma	W, 68-62
Nov. 22	Alabama St.	W, 82-56
Nov. 25	Middle Tennessee	W, 80-65
Nov. 29	Ohio St.	W, 54-48
Dec. 3	UNC-Greensboro	W, 89-61
Dec. 7	St. Bonaventure	W, 77-68
Dec. 14	Bowling Green	W, 72-63
Dec. 21	Providence	W, 82-64
Dec. 23	Morehead St.	W, 82-64
Dec. 30	Utah	L, 51-49
Jan. 4	Xavier	W, 65-58
Jan. 8	Arkansas	W, 61-51
Jan. 11	Vanderbilt	L, 70-69
Jan. 15	Mississippi St.	W, 68-62
Jan. 18	Auburn	L, 77-68
Jan. 21	Ole Miss	L, 76-57
Jan. 25	Kentucky	L, 63-46
Feb. 1	LSU	W, 75-66
Feb. 5	Arkansas	L, 81-70
Feb. 8	Florida	L, 75-56
Feb. 15	Auburn	W, 84-68
Feb. 18	Georgia	L, 74-69
Feb. 22	Tennessee	W, 76-71
Feb. 26	Mississippi St.	L, 59-55
March 2	Ole Miss	W, 86-63
March 5	South Carolina	W, 82-59
March 8	LSU	L, 66-62
March 13	Vanderbilt	L, 82-62
March 21	Indiana	L, 62-67

ROSTER

NO.	NAME	CL-EXP	HT	WT	PTS	REB
1	Chuck Davis	So.-1L	6-7	230	1.5	1.3
2	Emmett Thomas	Sr.-1L	6-4	205	6.0	2.2
3	Kennedy Winston	So.-1L	6-6	205	11.1	4.7
4	Reggie Rambo	Sr.-3L	6-7	225	1.1	1.4
5	Earnest Shelton	Jr.-2L	6-3	200	4.9	2.8
13	Lucky Williams	So.-1L	6-5	210	0.9	0.6
20	LaKory Daniels	Fr.-HS	6-1	180	26.5	4.0
21	Evan Brock	So.-1L	6-8	200	1.7	1.3
23	Demetrius Smith	Sr.-3L	6-2	210	0.5	0.8
24	Jason Reese	Jr.-1L	6-2	210	0.0	0.0
32	Shawn Taylor	Fr.-HS	6-11	200	18.0	11.0
33	Jemareo Davidson	Fr.-HS	6-10	210	26.0	10.0
44	Justin Jonus	Fr.-HS	6-5	205	23.7	10.5
45	Akini Adkins	Fr.-HS	6-9	200	23.0	13.0
50	Antoine Pettway	Sr.-3L	6-0	170	6.3	2.5

Arkansas

TUESDAY, JAN. 6, BUD WALTON ARENA, FAYETTEVILLE, ARK., 8 P.M. (ESPN)
SATURDAY, FEB. 7, MARAVICH ASSEMBLY CENTER, NOON, (JP SPORTS)



WHO'S WHO
 President: Dr. B. Alan Sugg
 Athletic Director: Frank Broyles
 Head Coach: Stan Heath
 Assistant Coaches (Alma Mater): Rob Flaska (Michigan Tech '82), Oronde Taliaferro (Wayne State '94), Ronny Thompson (Georgetown '92)

FAST FACTS
 Location: Fayetteville, Ark.
 Founded: 1871
 Enrollment: 16,035
 Nickname: Razorbacks
 Conference: Southeastern
 Home Court (Capacity): Bud Walton Arena (19,200)
 Colors: Cardinal & White

ABOUT THE RAZORBACKS
 Head Coach: Stan Heath
 Alma Mater: Eastern Michigan, 1988
 Career Record: 39-25 (2 years)

At Arkansas: 9-19 (1 year)
 2002-03 Record: 9-19
 Conference Record (Standing): 4-12 (15th West)

KEEPING IN TOUCH

Sports Information Director: Kevin Trainor
 Basketball Contact: Robby Edwards
 SID Office Phone: (479) 575-2751
 Edwards' Home Phone: (479) 846-4331
 Basketball Office: (479) 575-6389
 Press Row Phone: (479) 575-6622
 SID Mailing Address: University of Arkansas, Sports Information Office, Broyles Athletic Center, PO Box 7777, Fayetteville, AR 72702
 Best Time To Call Coach Heath: Mornings
 SID Fax: (479) 575-7481
 SID E-mail: robbie@uark.edu
 Website: www.Hogwired.com

THE SERIES

Overall: Arkansas leads, 24-12
 At Baton Rouge: Arkansas leads, 9-5
 At PMAC: Arkansas leads, 9-4
 At Fayetteville: Arkansas leads, 10-2
 At Neutral Sites: Series tied, 5-5
 John Brady vs. Arkansas: 6-9

2003-04 SCHEDULE

DATE	OPPONENT
Nov. 21	Nicholls State
Nov. 25	Grambling State
Nov. 29	at Jacksonville University
Dec. 3	Oral Roberts
Dec. 6	at Illinois
Dec. 9	Southeast Missouri State
Dec. 17	Louisiana Tech
Dec. 20	Oklahoma State
Dec. 22	Western Carolina
Dec. 30	at Tulsa
Jan. 3	North Texas
Jan. 6	LSU
Jan. 10	at Mississippi State
Jan. 14	at Alabama
Jan. 17	Ole Miss
Jan. 21	at Auburn
Jan. 24	Vanderbilt
Jan. 31	at Georgia
Feb. 4	Auburn
Feb. 7	at LSU
Feb. 11	at Tennessee
Feb. 14	Mississippi State
Feb. 18	at Kentucky
Feb. 21	South Carolina
Feb. 28	Florida
March 3	Alabama
March 6	at Ole Miss
March 11-14	at SEC Tournament

2002-03 RESULTS

DATE	OPPONENT	SCORE
Nov. 22	Jackson St.	W, 81-44
Nov. 26	Oral Roberts	L, 64-76
Nov. 30	Tulsa	L, 60-61
Dec. 3	Troy St.	L, 66-74
Dec. 7	Illinois	L, 58-62
Dec. 10	Louisiana Tech	W, 72-60
Dec. 18	Sam Houston St.	W, 78-67
Dec. 21	Southwest Texas	W, 70-60
Dec. 28	Centenary	W, 75-51
Dec. 30	Oklahoma St.	L, 45-71
Jan. 2	Memphis	L, 67-72
Jan. 8	Alabama	L, 51-61
Jan. 11	Auburn	L, 37-52
Jan. 18	Georgia	L, 64-81
Jan. 22	LSU	W, 73-65
Jan. 25	Ole Miss	L, 54-73
Feb. 1	Florida	L, 66-77
Feb. 5	Alabama	W, 81-70
Feb. 8	Mississippi St.	L, 54-84
Feb. 12	Tennessee	L, 62-70
Feb. 15	South Carolina	L, 65-72
Feb. 19	Kentucky	L, 50-66
Feb. 22	LSU	L, 56-75
Feb. 26	Vanderbilt	W, 60-50
March 1	Mississippi St.	W, 53-51
March 5	Auburn	L, 54-69
March 8	Ole Miss	L, 54-64
March 13	LSU	L, 56-85

ROSTER

NO.	NAME	CL-EXP	HT	WT	PTS	REB
1	Michael Jones	Jr.-2L	6-9	220	5.3	2.5
2	Wenbos Mukubu	So.-1L	6-5	197	2.3	2.0
3	Charles Tatum	Sr.-3L	5-10	166	3.4	0.4
10	Ronnie Brewer	Fr.-HS	6-6	190	26.8	7.5
	Preston Cranford	Fr.-HS	6-7	185	21.0	8.3
11	Eric Ferguson	So.-1L	6-1	196	10.9	3.1
12	Kendrick Davis	So.-1L	6-3	171	10.3	2.0
14	Billy Pharis	Sr.-TR	6-8	230	---	---
15	Julius Lamptey	Fr.-PS	7-0	270	---	---
20	Rashard Sullivan	So.-1L	6-8	221	2.4	3.2
23	Olu Famutimi	Fr.-HS	6-5	210	25.0	14.0
24	Jonathon Modica	So.-1L	6-4	198	11.5	4.5
33	Vincent Hunter	Fr.-HS	6-9	195	15.0	12.0
43	Jamar Blackmon	Sr.-1L	6-3	195	0.7	0.4

Auburn

WEDNESDAY, FEB. 18, MARAVICH ASSEMBLY CENTER, 7 P.M. (COX SPORTS TV-TD)
SATURDAY, MARCH 6, BEARD-EVES-MEMORIAL COLISEUM, AUBURN, ALA., 3 P.M.



WHO'S WHO

President (Interim): Dr. William F. Walker
 Athletic Director: David Housel
 Head Coach: Cliff Ellis
 Assistant Coaches (Alma Mater):
 Shannon Weaver (Middle Tennessee State '93),
 Tracy Dildy (Illinois-Chicago '91),
 Charlton Young (Georgia Southern '94)

FAST FACTS

Location: Auburn, Ala.
 Founded: 1856
 Enrollment: 22,500
 Nickname: Tigers
 Conference: Southeastern
 Home Court (Capacity):
 Beard-Eaves-Memorial Coliseum (10,500)
 Colors: Burnt Orange & Navy Blue

ABOUT THE TIGERS

Head Coach: Cliff Ellis
 Alma Mater: Florida State, 1968

2003-04 SCHEDULE

DATE	OPPONENT
Nov. 17	College of Charleston
Nov. 21	Western Kentucky
Nov. 23	Maryland-Eastern Shore
Nov. 29	at Grambling
Dec. 1	Colorado State
Dec. 7	Air Force
Dec. 10	Montana
Dec. 20	at Las Vegas Showdown vs. UNLV
Dec. 22	Georgia State
Dec. 30	Southern Miss
Jan. 2	New Orleans
Jan. 7	at Vanderbilt
Jan. 10	Ole Miss
Jan. 14	South Carolina
Jan. 17	at Alabama
Jan. 21	Arkansas
Jan. 24	at Florida
Jan. 31	Mississippi State
Feb. 4	at Arkansas
Feb. 7	Georgia
Feb. 14	at Ole Miss
Feb. 18	at LSU
Feb. 21	Kentucky
Feb. 24	Alabama
Feb. 28	at Tennessee
March 2	at Mississippi State
March 6	LSU
March 11-14	at SEC Tournament

Career Record: 520-323 (28 years)
 At Auburn: 172-111 (9 years)
 2002-03 Record: 22-12
 Conference Record (Standing): 8-8 (T2nd West)

KEEPING IN TOUCH

Media Relations Director: Meredith Jenkins
 Basketball Contact: Chuck Gallina
 MRD Office Phone: (334) 844-9701
 Gallina's Home Phone: (334) 502-0929
 Basketball Office: (334) 844-9760
 Press Row Phone: (334) 844-1933/1935
 MRD Mailing Address: Auburn University,
 Athletic Media Relations, PO Box 351, Auburn,
 AL 36831-0351
 Best Time To Call Coach Ellis: Contact MRD
 MRD Fax: (334) 844-9708
 SID E-mail: gallica@auburn.edu
 Website: www.auburntigers.com

THE SERIES

Overall: LSU leads, 72-54
 At Baton Rouge: LSU leads, 40-19
 At PMAC: LSU leads, 23-9
 At Auburn: Auburn leads, 30-29
 At Neutral Sites: Auburn leads, 5-3
 John Brady vs. Auburn: 5-7

2002-03 RESULTS

DATE	OPPONENT	SCORE
Nov. 22	Wofford	W, 81-63
Nov. 26	Georgia St.	W, 100-71
Dec. 1	Western Kentucky	L, 70-89
Dec. 2	Southeastern La.	W, 77-47
Dec. 4	South Carolina St.	W, 85-65
Dec. 8	Rutgers	W, 82-70
Dec. 14	Murray St.	W, 72-53
Dec. 17	Western Michigan	L, 54-72
Dec. 20	Puerto Rico	W, 94-64
Dec. 21	Denver	W, 63-58
Dec. 22	Troy St.	W, 94-66
Dec. 30	Southern Miss	W, 92-46
Jan. 2	North Texas	W, 90-65
Jan. 8	Vanderbilt	W, 62-59
Jan. 11	Arkansas	W, 52-37
Jan. 15	South Carolina	W, 67-60
Jan. 18	Alabama	W, 77-68
Jan. 22	Kentucky	L, 51-67
Jan. 25	Georgia	L, 79-85
Feb. 1	Tennessee	L, 57-60
Feb. 5	Ole Miss	W, 77-71
Feb. 8	LSU	W, 56-54
Feb. 15	Alabama	L, 68-84
Feb. 19	Mississippi St.	L, 46-63
Feb. 22	Ole Miss	W, 80-75
Feb. 26	LSU	L, 63-94
March 1	Florida	L, 70-73
March 5	Arkansas	W, 69-54
March 8	Mississippi St.	L, 45-67
March 14	Tennessee	W, 66-53
March 15	Kentucky	L, 58-78
March 21	Saint Joseph's	W, 65-63
March 23	Wake Forest	W, 68-62
March 28	Syracuse	L, 78-79

ROSTER

NO.	NAME	CL-EXP	HT	WT	PTS	REB
1	Ian Young	Jr.-JC	6-3	200	21.0	4.0
4	Marco Killingsworth	Jr.-2L	6-7	235	13.3	6.4
10	Troy Gaines	Jr.-1L	6-1	185	4.7	1.1
12	Moses Edun	Fr.-HS	6-6	195	---	---
13	Brandon Robinson	Jr.-2L	6-8	215	8.2	4.5
15	Brett Howell	So.-TR	6-1	175	---	---
20	Danny Wicke	So.-1L	6-5	195	1.0	0.4
21	Quinnell Brown	Jr.-JC	6-6	210	16.0	8.0
22	Lewis Monroe	Jr.-2L	6-5	190	6.2	2.4
24	Nathan Watson	Jr.-2L	6-3	200	5.9	3.2
30	Jamaal Arnold	Sr.-1L	6-2	175	0.4	0.4
32	Rodney Tucker	Sr.-1L	6-8	235	1.8	1.1
33	Ronnie LeMelle	Jr.-JC	6-5	200	20.0	7.5
34	Kyle Davis	Sr.-3L	6-10	235	6.3	5.9
35	Johnathan Lewis	Sr.-2L	6-2	170	0.6	0.3
44	Dwayne Curtis	Fr.-HS	6-9	235	18.0	12.0
55	Chris Lollar	Sr.-1L	6-0	185	1.0	0.7

Florida

SATURDAY, FEB. 14, STEPHEN C. O'CONNELL CENTER, GAINESVILLE, FLA., 2 P.M.
(JP SPORTS)



WHO'S WHO

President: Dr. Charles Young
 Athletic Director: Jeremy Foley
 Head Coach: Billy Donovan
 Assistant Coaches (Alma Mater): Anthony
 Grant (Dayton '87), Donnie Jones (Pikeville
 '88), Tom Ostrom (Minnesota '97)

FAST FACTS

Location: Gainesville, Fla.
 Founded: 1853
 Enrollment: 47,383
 Nickname: Gators
 Conference: Southeastern
 Home Court (Capacity):
 Stephen C. O'Connell Center (12,000)
 Colors: Orange & Blue

ABOUT THE GATORS

Head Coach: Billy Donovan
 Alma Mater: Providence, 1987
 Career Record: 184-93 (9 years)

2003-04 SCHEDULE

DATE	OPPONENT
Nov. 25	Montana State
Nov. 28	vs. Arizona
Dec. 2	Florida A&M
Dec. 4	vs. Central Florida
Dec. 6	Stetson
Dec. 10	Maryland
Dec. 13	at Louisville
Dec. 20	vs. West Virginia
Dec. 22	Northeastern
Dec. 27	Eastern Kentucky
Jan. 3	Florida State
Jan. 7	at South Carolina
Jan. 10	Tennessee
Jan. 17	at Vanderbilt
Jan. 21	Mississippi State
Jan. 24	Auburn
Jan. 27	at Alabama
Jan. 31	at Tennessee
Feb. 3	Kentucky
Feb. 7	Vanderbilt
Feb. 14	LSU
Feb. 17	at Georgia
Feb. 21	at Ole Miss
Feb. 25	South Carolina
Feb. 28	at Arkansas
March 3	Georgia
March 7	at Kentucky
March 11-14	at SEC Tournament

At Florida: 149-73 (7 years)
 2002-03 Record: 25-8
 Conference Record (Standing): 12-4 (2nd East)

KEEPING IN TOUCH

Sports Information Director: Steve McClain
 Basketball Contact: Fred Demarest
 SID Office Phone: (352) 375-4683, ext. 6119
 Demarest's Home Phone: (352) 271-3986
 Basketball Office: (352) 375-4683, ext. 4285
 Press Row Phone: (352) 371-0281
 SID Mailing Address: University of Florida,
 Sports Information Office, PO Box 14485,
 Gainesville, FL 32604-2485
 Best Time To Call Coach Donovan: SEC
 Teleconference
 SID Fax: (352) 375-4809
 SID E-mail: Fredd@gators.uaa.ufl.edu
 Website: www.gatorzone.com

THE SERIES

Overall: LSU leads, 55-35
 At Baton Rouge: LSU leads, 31-11
 At PMAC: LSU leads, 19-7
 At Gainesville: Florida leads, 23-16
 At Neutral Sites: LSU leads, 8-1
 John Brady vs. Florida: 2-6

2002-03 RESULTS

DATE	OPPONENT	SCORE
Nov. 19	Louisiana Tech	W, 76-55
Nov. 21	Eastern Illinois	W, 99-65
Nov. 24	Coastal Carolina	W, 88-45
Nov. 27	Stanford	L, 65-69
Nov. 29	Kansas	W, 83-73
Dec. 3	West Virginia	L, 66-68
Dec. 6	Florida St.	W, 58-57
Dec. 8	South Florida	W, 68-52
Dec. 14	Maryland	W, 69-64
Dec. 21	Miami	W, 94-93
Dec. 23	Charleston So.	W, 74-62
Dec. 28	Beth. Cookman	W, 99-64
Dec. 30	Florida A&M	W, 91-58
Jan. 7	at Vanderbilt	W, 74-66
Jan. 11	Georgia	W, 66-63
Jan. 15	Tennessee	W, 77-64
Jan. 18	South Carolina	W, 77-75
Jan. 22	Vanderbilt	W, 87-75
Jan. 28	LSU	W, 70-53
Feb. 1	Arkansas	W, 77-66
Feb. 4	Kentucky	L, 55-70
Feb. 8	Alabama	W, 75-56
Feb. 12	Ole Miss	W, 74-55
Feb. 15	Tennessee	L, 59-66
Feb. 17	New Orleans	W, 77-48
Feb. 22	Vanderbilt	W, 77-74
Feb. 25	South Carolina	W, 96-63
March 1	Auburn	W, 73-70
March 4	Georgia	L, 81-82
March 8	Kentucky	L, 67-69
March 14	LSU	L, 61-65
March 21	Sam Houston St.	W, 85-55
March 23	Michigan St.	L, 46-68

ROSTER

NO.	NAME	CL-EXP	HT	WT	PTS	REB
1	Anthony Roberson	So.-1L	6-1	180	12.3	2.5
3	Seth Haimovitch	Jr.-2L	6-1	176	0.5	0.0
4	Adrian Moss	So.-1L	6-9	238	2.5	1.9
5	Chris Capko	So.-1L	6-1	185	0.1	0.4
10	Christian Drejer	So.-1L	6-9	210	3.6	---
12	Lee Humphrey	Fr.-HS	6-2	180	---	---
21	Mohamed Abukar	Fr.-HS	6-10	200	28.7	12.7
22	Rashid Al-Kaleem	So.-1L	6-3	192	1.8	0.8
23	Ryan Appleby	Fr.-HS	6-3	165	24.0	---
24	David Lee	Jr.-2L	6-9	240	11.2	6.8
32	Chris Richard	Fr.-HS	6-8	230	17.3	14.0
42	Bonell Colas	Sr.-3L	6-9	225	4.8	2.7
44	Matt Walsh	So.-1L	6-6	205	12.2	4.7

Opponents

Georgia

WEDNESDAY, JAN. 28, MARAVICH ASSEMBLY CENTER, 7 P.M. (COX SPORTS TV-TD)



WHO'S WHO

President: Dr. Michael Adams
 Athletic Director: Vince Dooley
 Head Coach: Dennis Felton
 Assistant Coaches (Alma Mater): Pete Herrmann (SUNY-Geneseo '70), Mike Jones (Howard '90), Ken McDonald (Providence '92)

FAST FACTS

Location: Athens, Ga.
 Founded: 1785
 Enrollment: 33,100
 Nickname: Bulldogs
 Conference: Southeastern
 Home Court (Capacity): Stegeman Coliseum (10,523)
 Colors: Red & Black

ABOUT THE BULLDOGS

Head Coach: Dennis Felton
 Alma Mater: Howard, 1985

Career Record: 100-54 (5 years)
 At Georgia: First Season
 2002-03 Record: 19-8
 Conference Record (Standing): 11-5 (3rd East)

KEEPING IN TOUCH

Sports Information Director: Claude Felton
 Basketball Contact: Tim Hix
 SID Office Phone: (706) 542-1621
 Hix's Home Phone: (770) 513-0840
 Basketball Office: (706) 542-1143
 Press Row Phone: (706) 542-8052
 SID Mailing Address: University of Georgia, Sports Information Office, PO Box 1472, Athens, GA 30603
 Best Time To Call Coach Felton: Contact SID
 SID Fax: (706) 542-7993
 SID E-mail: thix@sports.uga.edu
 Website: www.georgiadogs.com

THE SERIES

Overall: LSU leads, 54-39
 At Baton Rouge: LSU leads, 28-13
 At PMAC: LSU leads, 14-11
 At Athens: Georgia leads, 22-19
 At Neutral Sites: LSU leads, 7-4
 John Brady vs. Georgia: 4-4

2003-04 SCHEDULE

DATE	OPPONENT
Nov. 21	Western Carolina
Nov. 25	Florida Atlantic
Nov. 29	at Gonzaga
Dec. 2	Towson
Dec. 5	Florida A&M
Dec. 9	Winthrop
Dec. 13	at Chick-Fil-A Peach Bowl vs. Clemson
Dec. 18	South Alabama
Dec. 22	Charleston Southern
Dec. 30	at Pittsburgh
Jan. 3	Georgia Tech
Jan. 7	at Tennessee
Jan. 10	South Carolina
Jan. 17	at Kentucky
Jan. 21	Alabama
Jan. 24	at Mississippi St.
Jan. 28	at LSU
Jan. 31	Arkansas
Feb. 4	Ole Miss
Feb. 7	at Auburn
Feb. 11	at Vanderbilt
Feb. 14	Kentucky
Feb. 17	Florida
Feb. 21	Tennessee
Feb. 28	at South Carolina
March 3	at Florida
March 6	Vanderbilt
March 11-14	at SEC Tournament

2002-03 RESULTS

DATE	OPPONENT	SCORE
Nov. 15	Texas	L, 71-77
Nov. 23	Belmont	W, 87-71
Nov. 27	Georgia Tech	L, 77-83
Nov. 30	Minnesota	L, 69-72
Dec. 3	Colorado	W, 71-70
Dec. 7	California	W, 78-73
Dec. 15	Gonzaga	W, 95-83
Dec. 18	South Alabama	W, 94-82
Dec. 22	Appalachian St.	W, 99-62
Dec. 28	UW-Milwaukee	W, 89-69
Dec. 31	Pittsburgh	W, 79-67
Jan. 5	LSU	W, 89-63
Jan. 11	Florida	L, 63-66
Jan. 18	Arkansas	W, 81-64
Jan. 22	Tennessee	W, 81-76
Jan. 25	Auburn	W, 85-79
Jan. 29	Vanderbilt	L, 91-94
Feb. 1	Mississippi St.	W, 67-63
Feb. 8	Tennessee	L, 72-78
Feb. 11	Kentucky	L, 67-87
Feb. 15	Vanderbilt	W, 83-70
Feb. 18	Alabama	W, 74-69
Feb. 22	South Carolina	W, 79-66
Feb. 26	Ole Miss	W, 89-82
March 2	Kentucky	L, 66-74
March 4	Florida	W, 82-81
March 9	South Carolina	W, 60-55

ROSTER

NO.	NAME	CL-EXP	HT	WT	PTS	REB
3	Rashad Wright	Sr.-3L	6-3	190	7.8	2.6
5	Buzz Wehunt	Fr.-HS	6-4	185	---	---
12	Damien Wilkins	Sr.-1L	6-7	230	7.5	2.9
14	Levi Stukes	Fr.-HS	6-1	180	---	---
15	Steve Newman	Fr.-HS	6-8	230	---	---
20	Steve Wolek	Fr.-HS	5-11	175	---	---
33	Jonas Hayes	Sr.-2L	6-8	240	6.7	4.4
34	Corey Gibbs	Fr.-HS	6-7	225	---	---
42	Marcus Sikes	Fr.-HS	6-6	215	---	---
50	Chris Daniels	Sr.-3L	6-7	220	9.8	7.1
54	Joey Waldrop	Fr.-HS	7-0	350	---	---

Kentucky

SUNDAY, FEB. 29, MARAVICH ASSEMBLY CENTER, 3 P.M. (CBS SPORTS)



WHO'S WHO

President: Dr. Lee T. Todd, Jr.
 Athletic Director: Mitch Barnhart
 Head Coach: Orlando "Tubby" Smith
 Assistant Coaches (Alma Mater): David Hobbs (VCU '71), Reggie Hanson (Kentucky '91), Scott Rigot (Buffalo '86)

FAST FACTS

Location: Lexington, Ky.
 Founded: 1865
 Enrollment: 34,182
 Nickname: Wildcats
 Conference: Southeastern
 Home Court (Capacity): Rupp Arena (23,000)
 Colors: Blue & White

ABOUT THE WILDCATS

Head Coach: Orlando "Tubby" Smith
 Alma Mater: High Point College, 1973

Career Record: 288-109 (12 years)
 At Kentucky: 164-47 (6 years)
 2002-03 Record: 32-4
 Conference Record (Standing): 16-0 (1st)

KEEPING IN TOUCH

Sports Information Director: Scott Stricklin
 Asst. Basketball Contact: Mandy Polley
 SID Office Phone: (859) 257-3838
 Basketball Office: (859) 257-1916
 Press Row Phone: (859) 252-3602
 SID Mailing Address: University of Kentucky, Media Relations Office, Memorial Coliseum, Rm. 23, Lexington, KY 40506-0019
 Best Time To Call Coach Smith: Contact SID
 SID Fax: (859) 323-4310
 SID E-mail: anpoll0@uky.edu
 Website: www.ukathletics.com

THE SERIES

Overall: Kentucky leads, 73-21
 At Baton Rouge: Kentucky leads, 25-15
 At PMAC: LSU leads, 14-13
 At Lexington: Kentucky leads, 36-4
 At Neutral Sites: Kentucky leads, 12-2
 John Brady vs. Kentucky: 1-5

2003-04 SCHEDULE

DATE	OPPONENT
Nov. 19-21	BCA Invitational
Nov. 28	Tennessee Tech
Dec. 1	vs. Marshall
Dec. 6	at Wooden Classic vs. UCLA
Dec. 13	vs. Michigan State
Dec. 20	vs. Indiana
Dec. 23	Eastern Kentucky
Dec. 27	Louisville
Dec. 31	vs. Austin Peay
Jan. 3	North Carolina
Jan. 10	Vanderbilt
Jan. 13	at Mississippi State
Jan. 17	Georgia
Jan. 20	at Tennessee
Jan. 25	at Notre Dame
Jan. 28	Ole Miss
Jan. 31	at Vanderbilt
Feb. 3	at Florida
Feb. 7	South Carolina
Feb. 10	Alabama
Feb. 14	at Georgia
Feb. 18	Arkansas
Feb. 21	at Auburn
Feb. 25	Tennessee
Feb. 29	at LSU
March 3	at South Carolina
March 7	Florida
March 11-14	at SEC Tournament

2002-03 RESULTS

DATE	OPPONENT	SCORE
Nov. 25	Arizona St.	W, 82-65
Nov. 26	Virginia	L, 61-75
Nov. 27	Gonzaga	W, 80-72
Dec. 3	High Point	W, 84-64
Dec. 7	North Carolina	W, 98-81
Dec. 10	Tulane	W, 76-60
Dec. 14	Michigan St.	L, 67-71
Dec. 21	Indiana	W, 70-64
Dec. 28	Louisville	L, 63-81
Dec. 30	Tennessee St.	W, 115-87
Jan. 2	Alcorn St.	W, 94-63
Jan. 4	Ohio	W, 83-75
Jan. 8	Tennessee	W, 74-71
Jan. 11	South Carolina	W, 62-55
Jan. 14	Vanderbilt	W, 74-52
Jan. 18	Notre Dame	W, 88-73
Jan. 22	Auburn	W, 67-51
Jan. 25	Alabama	W, 63-46
Feb. 1	South Carolina	W, 87-69
Feb. 4	Florida	W, 70-55
Feb. 8	Ole Miss	W, 80-62
Feb. 11	Georgia	W, 87-67
Feb. 15	LSU	W, 68-57
Feb. 19	Arkansas	W, 66-50
Feb. 23	Mississippi St.	W, 70-62
Feb. 26	Tennessee	W, 80-68
March 2	Georgia	W, 74-66
March 5	Vanderbilt	W, 106-44
March 8	Florida	W, 69-67
March 14	Vanderbilt	W, 81-63
March 15	Auburn	W, 78-58
March 16	Mississippi St.	W, 64-57
March 21	IUPUI	W, 95-64
March 23	Utah	W, 74-54
March 27	Wisconsin	W, 63-57
March 29	Marquette	L, 69-83

ROSTER

NO.	NAME	CL-EXP	HT	WT	PTS	REB
1	Cliff Hawkins	Sr.-3L	6-1	187	6.3	2.2
2	Ravi Moss	So.-1L	6-2	176	0.8	0.3
3	Brandon Stockton	So.-1L	5-9	167	1.3	0.7
4	Gerald Fitch	Sr.-3L	6-3	188	12.3	3.0
5	Josh Carrier	Jr.-2L	6-5	202	1.4	0.8
10	Lukasz Obrzut	Fr.-HS	7-1	257	12.0	8.0
11	Preston LeMaster	So.-1L	6-2	177	0.9	0.3
12	Bernard Coté	So.-1L	6-9	217	0.8	0.9
13	Bobby Perry	Fr.-HS	6-7	215	24.8	10.9
14	Erik Daniels	Sr.-3L	6-8	214	9.5	4.9
15	Matt Heissenbittel	Sr.-3L	6-4	194	0.0	0.4
21	Shagari Alleyne	Fr.-HS	7-3	260	21.0	14.0
22	Patrick Sparks	Jr.-TR	6-1	185	13.6	---
23	Sheray Thomas	Fr.-HS	6-7	217	21.0	12.0
24	Kelenna Azubuike	So.-1L	6-5	208	3.7	1.4
33	Antwaine Barbour	Sr.-1L	6-5	195	3.4	1.6
44	Chuck Hayes	Jr.-2L	6-6	247	8.6	6.8

Ole Miss

WEDNESDAY, JAN. 21, "TAD" SMITH COLISEUM, OXFORD, MISS., 7 P.M.
WEDNESDAY, MARCH 3, MARAVICH ASSEMBLY CENTER, 7 P.M. (COX SPORTS TV-TD)



WHO'S WHO

Chancellor: Dr. Robert C. Khayat
 Athletic Director: Pete Boone
 Head Coach: Rod Barnes
 Assistant Coaches (Alma Mater): Eric Bozeman (Arkansas Tech '81), Wayne Brent (Northeast Louisiana '89), Grant Pate (Ole Miss '90)

FAST FACTS

Location: Oxford, Miss.
 Founded: 1848
 Enrollment: 15,678
 Nickname: Rebels
 Conference: Southeastern
 Home Court (Capacity): C.M. "Tad" Smith Coliseum (8,700)
 Colors: Cardinal Red & Navy Blue

ABOUT THE REBELS

Head Coach: Rod Barnes
 Alma Mater: Ole Miss, 1988

2003-04 SCHEDULE

DATE	OPPONENT
Nov. 21	Arkansas State
Nov. 25	Centenary
Nov. 29	Southeastern Louisiana
Dec. 3	at Florida State
Dec. 6	Memphis
Dec. 17	at Evansville
Dec. 20	UL-Monroe
Dec. 22	Jacksonville State
Dec. 28	Nicholls State
Dec. 30	Alabama State
Jan. 3	East Carolina
Jan. 7	Mississippi State
Jan. 10	at Auburn
Jan. 17	at Arkansas
Jan. 21	LSU
Jan. 24	Alabama
Jan. 28	at Kentucky
Jan. 31	South Carolina
Feb. 4	at Georgia
Feb. 7	at Mississippi State
Feb. 14	Auburn
Feb. 18	at Tennessee
Feb. 21	Florida
Feb. 25	Vanderbilt
Feb. 28	at Alabama
March 3	at LSU
March 6	Arkansas
March 11-14	at SEC Tournament

ROSTER

NO.	NAME	CL-EXP	HT	WT	PTS	REB
1	Aaron Harper	Sr.-3L	6-7	217	12.2	3.7
3	Marvin Moore	Jr.-JC	6-6	220	23.1	9.9
4	Kendrick Fox	Jr.-2L	6-7	210	0.9	0.5
10	Todd Abernethy	Fr.-HS	6-1	190	28.1	7.2
12	Justin Johnson	Jr.-2L	6-0	200	2.4	0.6
20	Bam Doyne	Fr.-HS	6-4	170	22.8	8.1
23	Justin Reed	Sr.-3L	6-8	240	15.4	5.3
24	Ed Glass	Jr.-JC	6-2	200	15.1	6.2
25	Bryan Brown	So.-1L	5-10	190	0.1	0.1
33	Chris Rhodes	Jr.-2L	6-7	220	1.0	1.1
40	Warren Scott	Fr.-HS	6-7	250	8.4	5.7
44	Tommie Eddie	Jr.-JC	6-7	260	14.7	7.7
45	Richard Kirkin	Sr.-3L	6-9	210	1.6	1.0
54	Lonnie Jackson	So.-JC	6-8	198	4.3	3.9

Mississippi State

SATURDAY, JAN. 17, MARAVICH ASSEMBLY CENTER, 2 P.M. (JP SPORTS)
WEDNESDAY, FEB. 25, HUMPHREY COLISEUM, STARKVILLE, MISS., 7 P.M. (JP SPORTS)



WHO'S WHO

President: Dr. J. Charles Lee
 Athletic Director: Larry Templeton
 Head Coach: Rick Stansbury
 Assistant Coaches (Alma Mater): Robert Kirby (Pan American '83), Phil Cunningham (Campbellsville '90), Sam Weaver (Henderson State '81)

FAST FACTS

Location: Starkville, Miss.
 Founded: 1878
 Enrollment: 16,610
 Nickname: Bulldogs
 Conference: Southeastern
 Home Court (Capacity): Humphrey Coliseum (10,500)
 Colors: Maroon & White

ABOUT THE BULLDOGS

Head Coach: Rick Stansbury
 Alma Mater: Campbellsville (KY), 1982
 Career Record: 100-60 (5 years)

2003-04 SCHEDULE

DATE	OPPONENT
Nov. 22	UT-Martin
Nov. 26	South Alabama
Nov. 29	at Western Kentucky
Dec. 1	McNeese State
Dec. 3	UL-Monroe
Dec. 6	UAB
Dec. 13	Xavier
Dec. 16	vs. New Orleans
Dec. 20	at Santa Clara
Dec. 27	at Nokia Sugar Bowl vs. Tulane
Jan. 3	at Arkansas-Little Rock
Jan. 7	at Ole Miss
Jan. 10	Arkansas
Jan. 13	Kentucky
Jan. 17	at LSU
Jan. 21	at Florida
Jan. 24	Georgia
Jan. 28	Tennessee
Jan. 31	at Auburn
Feb. 7	Ole Miss
Feb. 11	at South Carolina
Feb. 14	at Arkansas
Feb. 21	Alabama
Feb. 25	LSU
Feb. 28	at Vanderbilt
March 2	Auburn
March 6	at Alabama
March 11-14	at SEC Tournament

ROSTER

NO.	NAME	CL-EXP	HT	WT	PTS	REB
3	Billy Begley	Fr.-PS	6-1	180	5.0	2.0
4	Lawrence Roberts	Jr.-TR	6-9	235	---	---
10	Errol Bennett	Sr.-SQ	6-1	185	0.3	0.3
11	Gary Ervin	Fr.-PS	5-11	170	17.0	---
14	Dennis Buse	Sr.-SQ	6-0	185	0.3	0.3
15	Timmy Bowers	Sr.-3L	6-2	190	14.6	3.8
20	Michael Boler	Fr.-RS	6-5	180	1.2	1.0
21	Shane Power	Jr.-TR	6-5	215	13.6	4.5
22	Dietric Slater	Fr.-HS	6-3	190	30.2	15.2
23	Winsome Frazier	Jr.-2L	6-4	175	6.3	1.6
25	Wesley Morgan	So.-1L	7-2	245	0.0	0.0
31	Ontario Harper	Jr.-2L	6-5	205	7.4	4.9
32	Branden Vincent	Sr.-1L	6-8	240	4.4	4.3
34	Lincoln Smith	Sr.-3L	6-9	265	1.6	1.3
41	Piotr Stelmach	Fr.-HS	6-9	235	---	---
44	Terry Licorish	So.-PS	6-9	230	---	---
50	Marcus Campbell	Jr.-2L	7-0	260	3.6	2.3

Opponents

South Carolina

SATURDAY, JAN. 24, COLONIAL CENTER, COLUMBIA, S.C., 6:30 P.M.



WHO'S WHO

President: Dr. Andrew Sorenson
Athletic Director: Dr. Mike McGee
Head Coach: Dave Odom
Assistant Coaches (Alma Mater): Rick Duckett (North Carolina '79), Barry Sanderson (Alabama '90), Ricky Stokes (Virginia '84)

FAST FACTS

Location: Columbia, S.C.
Founded: 1801
Enrollment: 23,000
Nickname: Gamecocks
Conference: Southeastern
Home Court (Capacity): The Colonial Center (18,000)
Colors: Garnet & Black

ABOUT THE GAMECOCKS

Head Coach: Dave Odom
Alma Mater: Guilford, 1965

2003-04 SCHEDULE

DATE	OPPONENT
Nov. 17-18	Guardians Classic
Nov. 21	Navy
Nov. 24-25	at Guardians Classic
Nov. 29	Campbell
Dec. 3	at The Citadel
Dec. 6	at Clemson
Dec. 15	at Temple
Dec. 17	Charleston Southern
Dec. 20	NC State
Dec. 22	South Carolina State
Dec. 30	Yale
Jan. 2	Appalachian State
Jan. 7	Florida
Jan. 10	at Georgia
Jan. 14	at Auburn
Jan. 17	Tennessee
Jan. 24	LSU
Jan. 28	at Vanderbilt
Jan. 31	at Ole Miss
Feb. 4	Alabama
Feb. 7	at Kentucky
Feb. 11	Mississippi State
Feb. 14	Vanderbilt
Feb. 21	at Arkansas
Feb. 25	at Florida
Feb. 28	Georgia
March 3	Kentucky
March 6	at Tennessee
March 11-14	at SEC Tournament

Career Record: 312-205 (17 years)
At South Carolina: 34-31 (2 years)
2002-03 Record: 12-16
Conference Record (Standing): 5-11 (5th East)

KEEPING IN TOUCH

Sports Information Director: Kerry Tharp
Basketball Contact: Michelle Schmitt
SID Office Phone: (803) 777-7872
Schmitt's Home Phone: (803) 799-7482
Basketball Office: (803) 777-4198
Press Row Phone: (803) 777-6182
SID Mailing Address: University of South Carolina, Sports Information Office, Rex Enright Center, 3100 Rosewood Dr., Columbia, SC 29208
Best Time To Call Coach Odom: Mornings
SID Fax: (803) 777-2967
SID E-mail: mschmitt@gwm.sc.edu
Website: www.uscsports.com

THE SERIES

Overall: South Carolina leads, 9-6
At Baton Rouge: Series tied, 3-3
At PMAC: Series tied, 3-3
At Columbia: South Carolina leads, 4-3
At Neutral Sites: South Carolina leads, 2-0
John Brady vs. South Carolina: 3-3

2002-03 RESULTS

DATE	OPPONENT	SCORE
Nov. 24	East Tennessee St.	W, 71-66
Nov. 29	South Carolina St.	W, 82-65
Nov. 30	Appalachian St.	W, 71-56
Dec. 2	Temple	W, 66-47
Dec. 5	Georgetown	L, 59-67
Dec. 8	NC State	L, 64-76
Dec. 16	Wofford	W, 70-59
Dec. 19	Wyoming	L, 63-77
Dec. 22	Colorado St.	L, 67-81
Jan. 2	The Citadel	W, 66-50
Jan. 8	Ole Miss	W, 55-49
Jan. 11	Kentucky	L, 55-62
Jan. 15	Auburn	L, 60-67
Jan. 18	Florida	L, 75-77
Jan. 22	Mississippi St.	L, 48-64
Jan. 29	Tennessee	L, 56-60
Feb. 1	Kentucky	L, 69-87
Feb. 5	LSU	L, 58-71
Feb. 8	Vanderbilt	W, 84-72
Feb. 12	Clemson	W, 76-59
Feb. 15	Arkansas	W, 72-65
Feb. 19	Tennessee	W, 77-63
Feb. 22	Georgia	L, 66-79
Feb. 25	Florida	L, 63-96
March 1	Vanderbilt	W, 76-64
March 5	Alabama	L, 59-82
March 9	Georgia	L, 55-60
March 13	Ole Miss	L, 56-62

ROSTER

NO.	NAME	CL-EXP	HT	WT	PTS	REB
1	Tre Kelley	Fr.-HS	6-0	186	---	---
4	Ivan Howell	Sr.-3L	6-7	220	1.7	0.6
5	Jarod Gerald	So.-1L	6-1	194	0.4	0.8
13	Paulius Joneliunas	Fr.-HS	6-10	260	---	---
15	Carlos Powell	Jr.-2L	6-7	233	12.6	4.3
20	Sheldon Everett	Jr.-1L	5-7	148	0.0	0.3
21	Tarence Kinsey	So.-1L	6-6	189	2.2	0.8
25	Jon Land	Jr.-1L	6-4	198	---	---
30	Michael Boynton	Sr.-3L	6-2	186	2.8	1.0
31	Josh Gonner	Jr.-JC	6-1	181	---	---
32	Kerbrell Brown	Sr.-1L	6-8	234	8.9	3.4
33	Brandon Wallace	Fr.-HS	6-9	191	---	---
34	Renaldo Balkman	Fr.-HS	6-7	198	---	---
54	John Chappell	Jr.-2L	6-10	247	0.7	1.5
55	Rolando Howell	Sr.-3L	6-9	242	10.0	6.3

Tennessee

WEDNESDAY, FEB. 4, MARAVICH ASSEMBLY CENTER, 7 P.M.



WHO'S WHO

President: Dr. John W. Shumaker
Athletic Director: Mike Hamilton
Head Coach: Buzz Peterson
Assistant Coaches (Alma Mater): Chris Ferguson (Cumberland '81), Ed Conroy (The Citadel '89), Chuck Benson (Carson Newman '91)

FAST FACTS

Location: Knoxville, Tenn.
Founded: 1794
Enrollment: 25,793
Nickname: Volunteers
Conference: Southeastern
Home Court (Capacity): Thompson-Boling Arena (24,535)
Colors: Orange & White

ABOUT THE VOLUNTEERS

Head Coach: Buzz Peterson
Alma Mater: North Carolina, 1986

Career Record: 137-78 (7 years)
At Tennessee: 32-28 (2 years)
2002-03 Record: 17-12
Conference Record (Standing): 9-7 (4th East)

KEEPING IN TOUCH

Sports Information Director: Bud Ford
Basketball Contact: Craig Pinkerton
SID Office Phone: (865) 974-1212
Pinkerton's Home Phone: (865) 670-1821
Basketball Office: (865) 974-1206
Press Row Phone: (865) 544-0789
SID Mailing Address: University of Tennessee, Sports Information Office, PO Box 15016, Knoxville, TN 37901
Best Time To Call Coach Peterson: Contact SID
SID Fax: (865) 974-1269
SID E-mail: cpinker1@utk.edu
Website: www.utspports.com

THE SERIES

Overall: Tennessee leads, 53-39
At Baton Rouge: LSU leads, 20-20
At PMAC: LSU leads, 15-11
At Knoxville: Tennessee leads, 27-14
At Neutral Sites: Tennessee leads, 6-2
John Brady vs. Tennessee: 1-6

2003-04 SCHEDULE

DATE	OPPONENT
Nov. 21	Wofford
Nov. 28	Tennessee State
Dec. 2	Texas A&M
Dec. 13	at Nebraska
Dec. 17	The Citadel
Dec. 20	Georgia State
Dec. 22	Tennessee Tech
Dec. 30	UNC-Asheville
Jan. 3	at UMass
Jan. 7	Georgia
Jan. 10	at Florida
Jan. 14	Vanderbilt
Jan. 17	at South Carolina
Jan. 20	Kentucky
Jan. 25	Louisville
Jan. 28	at Mississippi State
Jan. 31	Florida
Feb. 4	at LSU
Feb. 7	Georgia Tech
Feb. 11	Arkansas
Feb. 14	at Alabama
Feb. 18	Ole Miss
Feb. 21	at Georgia
Feb. 25	at Kentucky
Feb. 28	Auburn
March 3	at Vanderbilt
March 6	South Carolina
March 11-14	at SEC Tournament

2002-03 RESULTS

DATE	OPPONENT	SCORE
Nov. 22	Gardner-Webb	W, 71-69
Nov. 25	VMI	W, 88-56
Dec. 4	Texas A&M	L, 66-83
Dec. 15	Georgia Tech	W, 70-69
Dec. 17	Charleston So.	W, 63-49
Dec. 21	West Virginia	L, 62-65
Dec. 23	Western Carolina	W, 79-61
Dec. 30	UT-Martin	W, 77-50
Jan. 4	New Mexico	W, 71-64
Jan. 8	Kentucky	L, 71-74
Jan. 11	Ole Miss	W, 66-64
Jan. 15	Florida	L, 65-77
Jan. 18	Vanderbilt	W, 71-66
Jan. 22	Georgia	L, 76-81
Jan. 25	Louisville	L, 69-72
Jan. 29	South Carolina	W, 60-56
Feb. 1	Auburn	W, 60-57
Feb. 5	Massachusetts	W, 71-45
Feb. 8	Georgia	W, 78-72
Feb. 12	Arkansas	W, 70-62
Feb. 15	Florida	W, 66-59
Feb. 19	South Carolina	L, 63-77
Feb. 22	Alabama	L, 71-76
Feb. 26	Kentucky	L, 68-80
March 1	LSU	L, 67-88
March 5	Mississippi St.	W, 59-49
March 8	Vanderbilt	W, 70-65
March 14	Auburn	L, 53-66
March 18	Georgetown	L, 60-70

ROSTER

NO.	NAME	CL-EXP	HT	WT	PTS	REB
0	Boomer Herndon	So.-1L	6-10	235	1.3	1.8
1	Major Wingate	Fr.-HS	6-10	245	17.0	9.0
2	Scooter McFadgon	Jr.-RS	6-5	200	9.9	4.1
3	Stanley Asumnu	So.-1L	6-5	200	2.9	1.7
4	Brandon Crump	Jr.-2L	6-10	235	11.0	5.9
5	John Winchester	So.-1L	6-3	170	1.5	0.8
12	Pee-Wee Gash	So.-1L	5-6	145	0.0	0.2
15	Jordan Howell	Fr.-HS	6-3	180	---	---
23	Dane Bradshaw	Fr.-HS	6-3	215	10.0	5.4
31	Fred Smithwick	Jr.-1L	6-6	210	0.0	0.3
32	C.J. Watson	So.-1L	6-2	165	9.1	4.2
33	Jemere Hendrix	So.-RS	6-8	215	2.4	1.5
43	Justin Albrecht	Jr.-RS	6-6	220	2.0	2.0
	Lou Wright	Jr.-TR	6-6	190	17.0	7.0

Vanderbilt

SATURDAY, FEB. 21, MEMORIAL GYM, NASHVILLE, TENN., 5 P.M. (SEC-TV/FOX)



WHO'S WHO

Chancellor: E. Gordon Gee
Athletic Director: Todd Turner
Head Coach: Kevin Stallings
Assistant Coaches (Alma Mater): Jeff Jackson (Cornell '84), Brad Frederick (North Carolina '99), Dan Muller (Illinois State '98)

FAST FACTS

Location: Nashville, Tenn.
Founded: 1873
Enrollment: 6,319
Nickname: Commodores
Conference: Southeastern
Home Court (Capacity): Memorial Gym (14,168)
Colors: Black & Gold

ABOUT THE COMMODORES

Head Coach: Kevin Stallings
Alma Mater: Purdue, 1982

2003-04 SCHEDULE

DATE	OPPONENT
Nov. 21	at Belmont
Nov. 24	Indiana
Nov. 29	UT-Martin
Dec. 3	IUPUI
Dec. 6	Michigan
Dec. 10	Tennessee State
Dec. 13	Tennessee Tech
Dec. 20	Wofford
Dec. 22	Appalachian State
Dec. 30	Lehigh
Jan. 3	at TCU
Jan. 7	Auburn
Jan. 10	at Kentucky
Jan. 14	at Tennessee
Jan. 17	Florida
Jan. 24	at Arkansas
Jan. 28	South Carolina
Jan. 31	Kentucky
Feb. 7	at Florida
Feb. 11	Georgia
Feb. 14	at South Carolina
Feb. 18	at Alabama
Feb. 21	LSU
Feb. 25	at Ole Miss
Feb. 28	Mississippi State
March 3	Tennessee
March 6	at Georgia
March 11-14	at SEC Tournament

ROSTER

NO.	NAME	CL-EXP	HT	WT	PTS	REB
1	Mario Moore	So.-1L	5-11	177	6.1	1.8
3	Jason Holwerda	Jr.-2L	6-5	210	5.3	2.6
5	Geoff Peck	So.-1L	6-6	230	0.0	0.5
10	Adam Payton	So.-1L	6-3	191	1.3	0.5
11	Russell Lakey	Sr.-3L	6-0	182	6.0	3.2
13	David Przybyszewski	Jr.-2L	7-1	246	4.5	2.4
20	Dan Cage	Fr.-HS	6-5	195	18.8	6.0
24	Scott Hundley	Sr.-3L	6-5	216	5.2	3.0
33	Julian Terrell	So.-1L	6-9	225	4.3	3.9
35	Matt Freije	Sr.-3L	6-9	230	17.9	4.4
42	Martin Schnedlitz	Jr.-2L	6-10	243	0.7	0.8
44	Corey Smith	Jr.-2L	6-5	230	8.3	3.2
54	Ted Skuchas	Fr.-RS	6-11	243	8.0	10.0

Career Record: 123-63 (10 years)
At Vanderbilt: 62-59 (4 years)
2002-03 Record: 11-18
Conference Record (Standing): 3-13 (6th East)

KEEPING IN TOUCH

Media Relations Director: Rod Williamson
Basketball Contact: TBA
MRD Office Phone: (615) 343-4198
Basketball Office: (615) 322-6530
Press Row Phone: (615) 320-0436
SID Mailing Address: Vanderbilt University,
Athletic Media Relations, PO Box 120158,
Nashville, TN 37212
Best Time To Call Coach Stallings: Contact
MRD
SID Fax: (615) 343-7064
SID E-mail: brent.ross@vanderbilt.edu
Website: www.vucommodores.com

THE SERIES

Overall: Vanderbilt leads, 52-45
At Baton Rouge: LSU leads, 28-17
At PMAC: LSU leads, 19-9
At Nashville: Vanderbilt leads, 31-12
At Neutral Sites: LSU leads, 5-4
John Brady vs. Vanderbilt: 4-5

2002-03 RESULTS

DATE	OPPONENT	SCORE
Nov. 22	Southeastern L.	W, 80-58
Nov. 24	Alabama A&M	W, 68-40
Nov. 26	Georgia Southern	W, 96-60
Dec. 1	Connecticut	L, 70-76
Dec. 4	East Tennessee St.	W, 86-75
Dec. 7	Tulane	W, 66-46
Dec. 9	Indiana	L, 56-73
Dec. 15	High Point	W, 81-75
Dec. 21	Michigan	L, 66-70
Dec. 30	Notre Dame	L, 63-76
Jan. 2	Charleston	W, 70-53
Jan. 8	Auburn	L, 59-62
Jan. 11	Alabama	W, 70-69
Jan. 14	Kentucky	L, 52-74
Jan. 18	Tennessee	L, 66-71
Jan. 22	Florida	L, 75-87
Jan. 29	Georgia	W, 94-91
Feb. 1	Ole Miss	W, 76-68
Feb. 5	Mississippi St.	L, 60-82
Feb. 8	South Carolina	L, 72-84
Feb. 12	LSU	L, 60-79
Feb. 15	Georgia	L, 70-83
Feb. 22	Florida	L, 74-77
Feb. 26	Arkansas	L, 50-60
March 1	South Carolina	L, 64-76
March 5	Kentucky	L, 44-106
March 8	Tennessee	L, 65-70
March 13	Alabama	W, 82-69
March 14	Kentucky	L, 63-81

Series Record vs. 2003-04 Opponents

Non-Conference Opponents

Alabama-Birmingham

First Meeting

Centenary

LSU Leads, 6-1
Last meeting - Jan. 15, 2003 - LSU 112, Centenary 65
At LSU - LSU leads, 4-0
At Centenary - LSU leads, 2-1

Houston

Houston Leads, 6-5
Last meeting - Jan. 8, 2003 - LSU 80, Houston 51
At LSU - LSU leads, 3-1
At Houston - Houston leads, 4-2
At Neutral Sites - Houston leads, 1-0

Louisiana Monroe

LSU Leads, 2-0
Last meeting - Nov. 20, 2000 - LSU 92, ULM 49
At LSU - LSU leads, 2-0

McNeese State

LSU Leads, 12-0
Last meeting - Dec. 7, 2002 - LSU 93, McNeese State 72
At LSU - LSU leads, 11-0
At McNeese - LSU Leads, 1-0

New Orleans

LSU Leads, 7-4
Last meeting - Dec. 30, 2002 - LSU 69, New Orleans 57
At LSU - LSU leads, 4-3
At New Orleans - LSU leads, 3-1

Southern

LSU Leads, 5-0
Last Meeting - Nov. 19, 2001 - LSU 97, Southern 65
At LSU - LSU leads, 5-0

Southern Miss

LSU Leads, 4-0
Last Meeting - Nov. 15, 1989 - LSU 91, Southern Miss 80
At LSU - LSU leads, 4-0

Troy State

LSU Leads, 2-1
Last Meeting - Dec. 22, 1998 - LSU 74, Troy State 56
At LSU - LSU leads, 2-1
(Note: LSU has won all three games on the court, but the 1996 game was forfeited due to NCAA sanctions.)

Tulane

LSU Leads, 120-83
Last Meeting - Dec. 28, 2002 - LSU 74, Tulane 62 (Sugar Bowl Classic)
At LSU - LSU leads, 66-33
At Tulane - LSU leads, 52-48
At Neutral Sites - Tied, 2-2

Utah

First Meeting

SEC Opponents

Alabama

Alabama Leads, 90-60
Last Meeting - March 8, 2003 - LSU 66, Alabama 62
At LSU - LSU leads, 40-27
At Alabama - Alabama leads, 57-16
At Neutral Sites - Alabama leads, 6-4

Arkansas

Arkansas Leads, 24-12
Last Meeting - March 13, 2003 - LSU 85, Arkansas 56
At LSU - Arkansas leads, 9-5
At Arkansas - Arkansas leads, 10-2
At Neutral Sites - Tied 5-5

Auburn

LSU Leads, 72-54
Last Meeting - Feb. 26, 2003 - LSU 94, Auburn 63
At LSU - LSU leads, 40-19
At Auburn - Auburn leads, 30-29
At Neutral Sites - Auburn leads, 5-3

Florida

LSU Leads, 55-35
Last Meeting - March 14, 2003 - LSU 65, Florida 61
At LSU - LSU leads, 31-11
At Florida - Florida leads, 23-16
At Neutral Sites - LSU leads, 8-1

Georgia

LSU Leads, 54-39
Last Meeting - Jan. 5, 2003 - Georgia 89, LSU 63
At LSU - LSU leads, 28-13
At UGA - Georgia leads, 22-19
At Neutral Sites - LSU leads, 7-4

Kentucky

Kentucky Leads, 73-21
Last Meeting - Feb. 15, 2003 - Kentucky 68, LSU 57
At LSU - Kentucky leads, 25-15
At Kentucky - Kentucky leads, 36-4
At Neutral Sites - Kentucky leads, 12-2

Ole Miss

LSU Leads, 107-76
Last Meeting - March 5, 2003 - LSU 77, Ole Miss 64
At LSU - LSU leads, 69-26
At Ole Miss - Ole Miss leads, 48-32
At Neutral sites - LSU leads, 6-2

Mississippi State

LSU Leads, 97-86
Last Meeting - March 15, 2003 - Miss. State 76, LSU 61
At LSU - LSU leads, 61-30
At Miss. State - State leads, 53-33
At Neutral Sites - Tied 3-3

South Carolina

South Carolina Leads, 9-6
Last Meeting - Feb. 5, 2003 - LSU 71, South Carolina 58
At LSU - Tied, 3-3
At South Carolina - USC leads, 4-3
At Neutral Sites - USC leads, 2-0

Tennessee

Tennessee Leads, 53-39
Last Meeting - March 1, 2003 - LSU 88, Tennessee 67
At LSU - LSU leads, 23-20
At Tennessee - Tennessee leads, 27-14
At Neutral Sites - Tennessee leads, 6-2

Vanderbilt

Vanderbilt Leads, 51-45
Last Meeting - Feb. 12, 2003 - LSU 79, Vanderbilt 60
At LSU - LSU leads, 27-16
At Vandy - Vandy leads, 32-13
At Neutral Sites - LSU leads, 5-4

2004 SEC Tournament



The 2004 SEC Tournament returns to the Georgia Dome in Atlanta after a year's absence and the facility will be the site of four of the next five SEC events through 2008. The 2004 tournament marks the ninth time the tournament has been held in Atlanta and the sixth time since 1995 that the tournament has been held at the Dome.

The winner of the 11-game tournament receives the SEC's automatic bid to the NCAA Tournament. The tournament seeds, conference championships and division titles are determined by the 16-game conference schedule during the regular season. Teams are seeded by their divisional finish and features Eastern Division-Western Division matchups in every game should the higher seed win each contest.

Atlanta swerved as host of the inaugural SEC Tournament played following the 1932-33 season and did so again after the 1933-34 season. The event was held every year through 1952, with the exception of 1935. After a 26-year layoff (1953-1978), the tournament was renewed in 1979. The 2004 tournament will be the 45th in league history and the 26th since the renewal.

The SEC has shown extraordinary balance in the tournament, evidenced by the fact that a different school won the first seven titles after the renewal. The event has helped set the stage for SEC teams in the NCAA Tournament as 18 of the last 25 tournament championships have advanced to at least the Sweet 16 with three of the last eight going on to the NCAA Final Four. Since the renewal in 1979, the SEC Tournament Champions has failed to win at least one NCAA Tournament game only three times.

SEC TOURNAMENT RECORDS

TEAM	YEARS	WON	LOST	PCT.	SEMIS	FINALS	LSU VS.
Kentucky	42	102	17	.857	32-1	25-7	1-13
Alabama	44	53	37	.589	13-9	6-7	2-5
Tennessee	43	53	39	.576	9-10	4-5	2-6
Arkansas	12	14	11	.560	3-6	1-2	1-2
LSU	44	39	43	.476	5-17	1-4	---
South Carolina	12	10	12	.455	1-3	0-1	0-1
Georgia	43	31	42	.425	5-6	1-4	5-3
Auburn	41	25	40	.385	3-7	1-2	4-3
Vanderbilt	42	25	41	.379	1-7	1-0	5-3
Florida	38	20	38	.345	3-6	0-3	7-1
Ole Miss	41	21	40	.344	4-4	1-3	5-2
Miss. State	43	18	41	.305	4-4	2-2	2-2

Former Members

Georgia Tech	19	14	18	.438	2-6	1-1	1-0
Tulane	16	12	16	.429	3-2	0-3	2-2
Sewanee	2	0	2	.000	0-0	0-0	1-0

1933 - Atlanta Athletic Club, Atlanta, Ga.

First Round - LSU 57, Auburn 33
 Quarterfinals - LSU 55, Tennessee 43
 Semifinals - Kentucky 51, LSU 38

1934 - Atlanta Athletic Club, Atlanta, Ga.

Quarterfinals - Tennessee 42, LSU 35

1936 - Alumni Memorial Gym, Knoxville, Tenn.

Quarterfinals - Alabama 52, LSU 30

1937 - Alumni Memorial Gym, Knoxville, Tenn.

Quarterfinals - Kentucky 57, LSU 37

1938 - Huey Long Field House, Baton Rouge, La.

Quarterfinals - LSU 60, Auburn 34
 Semifinals - Ole Miss 68, LSU 40

1939 - Alumni Memorial Gym, Knoxville, Tenn.

First Round - LSU 55, Sewanee 35
 Quarterfinals - LSU 50, Georgia 28
 Semifinals - Kentucky 53, LSU 34

1940 - Alumni Memorial Gym, Knoxville, Tenn.

First Round - LSU 57, Tulane 44
 Quarterfinals - Alabama 51, LSU 25

1941 - Jefferson County Armory, Louisville, Ky.

First Round - Vanderbilt 63, LSU 49

1942 - Jefferson County Armory, Louisville, Ky.

Quarterfinals - Alabama 45, LSU 31 (OT)

1943 - Jefferson County Armory, Louisville, Ky.

First Round - LSU 67, Auburn 38
 Quarterfinals - LSU 46, Alabama 41
 Semifinals - Tennessee 52, LSU 34

1944 - Jefferson County Armory, Louisville, Ky.

Semifinals - Kentucky 55, LSU 28

1945 - Jefferson County Armory, Louisville, Ky.

Quarterfinals - Kentucky 68, LSU 37

1946 - Jefferson County Armory, Louisville, Ky.

First Round - LSU 74, Tulane 29
 Quarterfinals - LSU 69, Ole Miss 34
 Semifinals - LSU 60, Georgia 41
 Finals - Kentucky 59, LSU 36

1947 - Jefferson County Armory, Louisville, Ky.

First Round - LSU 61, Ole Miss 36
 Quarterfinals - LSU 60, Florida 45
 Semifinals - Tulane 63, LSU 50

1948 - Jefferson County Armory, Louisville, Ky.

Quarterfinals - Kentucky 63, LSU 47

1949 - Jefferson County Armory, Louisville, Ky.

First Round - LSU 55, Georgia Tech 53
 Quarterfinals - LSU 60, Vanderbilt 56
 Semifinals - Tulane 72, LSU 63

1950 - Jefferson County Armory, Louisville, Ky.

First Round - LSU 66, Florida 57
 Quarterfinals - LSU 73, Auburn 45
 Semifinals - Tennessee 81, LSU 79 (OT)

1951 - Jefferson County Armory, Louisville, Ky.

Quarterfinals - LSU 62, Ole Miss 57
 Semifinals - Vanderbilt 75, LSU 63

1952 - Jefferson County Armory, Louisville, Ky.

First Round - LSU 77, Mississippi State 44
 Quarterfinals - LSU 75, Ole Miss 60
 Semifinals - LSU 77, Florida 69
 Finals - Kentucky 44, LSU 43

1979 - Birmingham Coliseum, Birmingham, Ala.

Semifinals - (6) Kentucky 80, (1) LSU 67

1980 - Birmingham Coliseum, Birmingham, Ala.

Quarterfinals - (2) LSU 95, (10) Florida 82
 Semifinals - (2) LSU 73, (3) Alabama 66
 Finals - (2) LSU 80, (1) Kentucky 78

1981 - Birmingham Coliseum, Birmingham, Ala.

Quarterfinals - (1) LSU 85, (8) Florida 73
 Semifinals - (5) Georgia 68, (1) LSU 60

1982 - Rupp Arena, Lexington, Ky.

Quarterfinals - (4) Ole Miss 59, (5) LSU 52

1983 - Birmingham Coliseum, Birmingham, Ala.

Quarterfinals - (7) Tennessee 74, (2) LSU 71

1984 - Memorial Gymnasium, Nashville, Tenn.

Quarterfinals - (5) Alabama 72, (4) LSU 70 (OT)

1985 - Birmingham Coliseum, Birmingham, Ala.

Quarterfinals - (8) Auburn 58, (1) LSU 55

1986 - Rupp Arena, Lexington, Ky.

Quarterfinals - (5) LSU 72, (4) Florida 66
 Semifinals - (1) Kentucky 61, (5) LSU 58

1987 - The Omni, Atlanta, Ga.

First Round - (7) LSU 68, (10) Mississippi State 54
 Quarterfinals - (7) LSU 72, (2) Florida 66
 Semifinals - (7) LSU 89, (3) Georgia 88 (2OT)
 Finals - (1) Alabama 69, (7) LSU 62

1988 - Assembly Center, Baton Rouge, La.

Quarterfinals - (4) LSU 87, (5) Vanderbilt 80
 Semifinals - (1) Kentucky 86, (4) LSU 80

1989 - Thompson-Boling Arena, Knoxville, Tenn.

Quarterfinals - (5) Tennessee 95, (4) LSU 77

1990 - Orlando Arena, Orlando, Fla.

Quarterfinals - (6) Auburn 78, (3) LSU 76

1991 - Memorial Gym, Nashville, Tenn.


Quarterfinals - (7) Auburn 92, (2) LSU 77

1992 - BJCC, Birmingham, Ala.

Quarterfinals - (W2) LSU 99, (E3) Tennessee 89
 Semifinals - (E1) Kentucky 80, (W2) LSU 74

1993 - Rupp Arena, Lexington, Ky.

Quarterfinals - (W2) LSU 89, (W5) Ole Miss 70
 Semifinals - (W2) LSU 72, (E1) Vanderbilt 62
 Finals - (E2) Kentucky 82, (W2) LSU 65



Antonio Hudson takes a shot in the 2003 SEC Tournament.

1994 - The Pyramid, Memphis, Tenn.

First Round - (E4) Georgia 83, (W5) LSU 70

1995 - Georgia Dome, Atlanta, Ga.

First Round - (E4) Vanderbilt 85, (W5) LSU 61

1996 - Louisiana Superdome, New Orleans, La.

First Round - (E3) South Carolina 85, (W6) LSU 76

1997 - The Pyramid, Memphis, Tenn.

First Round - (E3) Georgia 75, (W6) LSU 54

1998 - Georgia Dome, Atlanta, Ga.

First Round - (E3) Tennessee 73, (W6) LSU 62

1999 - Georgia Dome, Atlanta, Ga.

First Round - (E3) Florida 97, (W6) LSU 75

2000 - Georgia Dome, Atlanta, Ga.

Quarterfinals - (W1) LSU 71, (E4) Vanderbilt 60
 Semifinals - (W2) Arkansas 69, (W1) LSU 67

2001 - Gaylord Center, Nashville, Tenn.

First Round - (W6) LSU 63, (E3) Georgia 62
 Quarterfinals - (W2) Arkansas 77, (W6) LSU 72

2002 - Georgia Dome, Atlanta, Ga.

First Round - (W4) LSU 69, (E5) Vanderbilt 62
 Quarterfinals - (W4) LSU 78, (E3) Georgia 76
 Semifinals - (W2) Mississippi State 57, (W4) LSU 51

2003 - Louisiana Superdome, New Orleans, La.

First Round - (W3) LSU 85, (W6) Arkansas 56
 Quarterfinals - (W3) LSU 65, (E2) Florida 61
 Semifinals - (W1) Mississippi State 76, (W3) LSU 61

2004 Post Season/Road Headquarters

NCAA TOURNAMENT

Selection Sunday - March 14, 2004

• Opening Round - March 16

University of Dayton Arena
Dayton, Ohio

Host: University of Dayton

• First and Second Rounds

March 18 and 20

HSBC
Buffalo, N.Y.

Hosts: Canisius College, Niagara University and MAAC

RBC Center
Raleigh, N. C.

Host: North Carolina State University

Pepsi Center
Denver, Co.

Hosts: Colorado State and Mountain West Conference

Key Arena
Seattle, Wash.

Host: University of Washington

March 19 and 21

Kemper Arena
Kansas City, Mo.

Host: Big 12 Conference

TD Waterhouse Centre
Orlando, Fla.

Host: Stetson University

Nationwide Arena
Columbus, Ohio

Host: Ohio State University

Bradley Center
Milwaukee, Wisc.

Host: Marquette University

• Regional Sites - March 25-28

Continental Airlines Arena
East Rutherford, N. J.

Host: Rutgers University

Georgia Dome
Atlanta, Ga.

Host: Georgia Tech

Edward Jones Dome
St. Louis, Mo.

Host: Missouri Valley Conference

American West Arena
Phoenix, Ariz.

Hosts: Arizona State University

2004 Final Four - April 3 and 5

Alamodome

San Antonio, Texas

Host: University of Texas -San Antonio

National Invitation Tournament

Opening Round - At Campus Sites

March 16

First Round - At Campus Sites

March 16, 17, 18, 19

Second Round - At Campus Sites

March 22, 23

Third Round - At Campus Sites

March 24, 25, 26

Semifinals - Madison Square Garden, New York City, N.Y.

March 30

Finals - Madison Square Garden, New York City, N.Y.

April 1

TRAVEL/ROAD HOTELS

The following information regarding LSU road locations is based on plans made prior to the season. Please contact the LSU Sports Information Office to confirm. As a rule, all practices are closed on the road.

Coach John Brady will primarily be available for interviews when the team arrives at the hotel headquarters. Players are not available on the road for pre-game interviews and Coach Brady will normally not conduct interviews on game day until after the game.

LSU Senior Associate SID Kent Lowe will be traveling with the team for all games.

Alabama Birmingham

Nokia Sugar Bowl, New Orleans, Dec. 27, 2003

Team will bus to New Orleans on Dec. 26 and stay at the Sheraton New Orleans, 500 Canal Street, New Orleans, La. 70130. Phone: 504-595-5594.

Houston

Houston, Texas, Dec. 30, 2003

Team will bus to Houston on Dec. 29 and stay at the Marriott-Westloop at the Galleria, 1750 West Loop South, Houston, Texas 77027. Phone: 713-735-5987.

Centenary

Bossier City, La., Jan. 3, 2004

Team will bus to Shreveport on Jan. 2 and stay at the Sheraton Shreveport, 1419 E. 70th Street, Shreveport, La. 71105. Phone: 318-797-9900.

Arkansas

Fayetteville, Ark., Jan. 6, 2004

Team will air charter to Fayetteville on Jan. 5 and stay at the Holiday Inn Springdale, 1500 S. 48th Street, Springdale, Ark. 72762.

New Orleans

New Orleans, Jan. 12, 2004

Team will bus to New Orleans on Jan. 11 and stay at the Sheraton New Orleans, 500 Canal Street, New Orleans, La. 70130. Phone: 504-595-5594.

Ole Miss

Oxford, Miss., Jan. 21, 2004

Team will air charter to Oxford on Jan. 20 and stay at the Downtown Inn, 400 Lamar, Oxford, Miss., 38655. Phone: 662-234-3031.

South Carolina

Columbia, S. C., Jan. 24, 2004

Team will air charter to Columbia on Jan. 23 and stay at the Adam's Mark, 1200 Hampton Street, Columbia, S.C., 29201. Phone: 803-771-7000.

Alabama

Tuscaloosa, Ala., Jan. 31, 2004

Team will bus to Tuscaloosa on Jan. 30 and stay at the Hampton Inn University, 600 Harper Lee, Tuscaloosa, Ala., 35404. Phone: 205-553-9800.

Florida

Gainesville, Fla., Feb. 14, 2004

Team will air charter to Gainesville on Feb. 13 and stay at the Hilton University, 1714 S. W. 34th Street, Gainesville, Fla. 32607. Phone: 352-384-3411.

Vanderbilt

Nashville, Tenn., Feb. 21, 2004

Team will air charter to Nashville on Feb. 20 and stay at the Marriott, 255 West End Ave., Nashville, Tenn., 37203. Phone: 615-340-5162.

Mississippi State

Starkville, Miss., Feb. 25, 2004

Team will air charter to Columbus, Miss., on Feb. 24 and stay in Starkville at the Comfort Inn and Suites, 801 Russell Street, Starkville, Miss., 39759. Phone: 662-324-9595.

Auburn

Auburn, Ala., March 6, 2004

Team will fly commercial on Delta Airlines from Baton Rouge to Atlanta on March 5 and bus to Auburn, Ala. Team will stay at the Auburn University Hotel and Conference Center, 241 South College Street, Auburn, Ala. 36830. Phone: 334-821-8200.

SEC Tournament

Atlanta, Ga., March 11-14, 2004

Team will fly commercial on Delta Airlines to Atlanta on March 10, will stay at the Marriott Marquis, 265 Peachtree Center Ave., Atlanta, Ga. 30303. Phone: 404-521-0000.