

Contents



Quick Facts, Coaches, Phone Directory .2
 2002-03 Basketball Schedule3
 2002-03 Rosters4
 Roster Breakdown5
 LSU Athletic Directory6

This is LSU

John Brady Basketball8-9
 Academic Success10-11
 Academic Center Expansion11-12
 Campus Life14-17
 Giving Back/CHAMPS18
 Career Developments19
 City of Baton Rouge20-21
 State of Louisiana22-23
 Maravich Assembly Center24-25
 Basketball Locker Room26
 Deumite-McKay Squad Room27
 Strength and Conditioning28-29
 Athletic Training Center30-31
 Championship Basketball32-33
 Tigers in the NBA34-35
 LSU Greats36-37
 Prominent LSU Alumni38-39
 National Exposure40-41
 LSU in New Orleans42
 SEC Facts43
 Athletic Facilities44-45
 Cheerleaders/Tiger Girls46

The Tigers

Player Outlook48-49
 Brad Bridgewater50-52
 Torris Bright53-55
 Thomas Davis56-57
 Ronald Dupree58-60
 Brian Green61
 Antonio Hudson62-63
 Collis Temple III64-66
 Charlie Thompson67-68
 Xavier Whipple69-70
 Mildon Ambres70
 Tim Bush, Tony Gipson71
 Shawnon Johnson, Jaime Lloreda72
 Josh Maravich, Darrel Mitchell73
 Courtney Trask, Paul Wolfert74
 Player Career Stats vs. Opponents75
 2002-03 TV/Radio Roster76

The Coaches

Coaches of the SEC Era78
 Coaching Records79
 Head Coach John Brady80-85
 Associate Coach Butch Pierre86
 Assistant Coach Rickey Broussard87
 Assistant Coach Michael Giorlando88
 Support Staff89
 Strength and Conditioning90
 Basketball Trainer Drew Shea91
 Sixth Man Club92

Season Review

2001-02 Review94-96
 Box Scores97-100
 2001-02 Team Statistics101
 2001-02 Scoreboard102
 2001-02 Superlatives103
 Game-by-Game Team Statistics104
 Starting Lineups105
 Senior Farewell106
 NCAA Statistics107
 SEC Review108
 SEC Postseason Honors109
 SEC Team Statistics110
 SEC Individual Statistics111
 SEC Superlatives112

Season Preview

Hispanic Classic/Nicholls State114
 Southern/South Alabama115
 Arizona/Centenary116
 Delaware State/Houston117
 McNeese State/New Orleans118
 Prairie View/Texas A&M119
 TAMCC/Tulane120
 SEC Offices121
 SEC Television Schedule122
 Alabama/Arkansas123
 Auburn/Florida124
 Georgia/Kentucky125
 Ole Miss/Mississippi State126
 South Carolina/Tennessee127
 Vanderbilt/2002-03 Opp. Series128
 Travel Plans129
 SEC Tournament130
 2003 Post Season131
 NCAA Bracket132

Records

School Records134-136
 Last Time137
 PMAC Records138
 Career Records139
 Single-Season Records140
 Yearly Records141
 Individual Single-Game Records142
 1,000 Point Club143-146
 500 Rebounds Club147-148
 Team Single Season Records149
 Records by Class150
 Opponent Game Highs151
 Opponent Season Highs152
 60-50-40-30 Clubs153-155
 SEC Stat Leaders156
 NCAA Stat Leaders157
 SEC Tournament Records158
 NCAA Tournament Records159
 NIT Records160

History

Yearly Records/Milestones162
 Home/Road/Neutral163
 Year-by-Year Results164-173
 Opponent Series174-183
 Record vs. Conference184
 SEC Championships185
 LSU in the Post Season186-187
 LSU in the Polls188
 LSU vs. Ranked Teams189-190
 LSU on TV191
 100 Point Games192
 Overtime Games193
 Maravich Assembly Center194-196
 1935 Team197
 First Team All-Americans198-202
 Coach Harry Rabenhorst203
 Coach Dale Brown204
 All-SEC205-207
 Hall of Fame/Awards208-209
 LSU by Number210-211
 Lettermen212-214

LSU

History of LSU216-217
 Board of Supervisors/Athletic Council218
 President Jenkins/Ken Carpenter219
 Chancellor Emmert220
 Athletics Director Skip Bertman221
 Athletic Administration222-223
 LSU Athletics224-226

Media

Media Guidelines228-229
 Media List230
 Sports Information231-232
 Electronic Media233
 Inside LSU Basketball234
 LSU Sports Network235
 Tiger Sportsline236
 SEC SID Offices237
 LSUsports.net238
 Tiger Athletic Foundation239
 Corporate Sponsors240

CREDITS

The 2002-2003 LSU Men's Basketball Media Guide is a production of the LSU Sports Information Office.

EDITOR Kent Lowe
LAYOUT & DESIGN Marie Brewer
 Marco Piedy
PRODUCTION ASSISTANT Jason Feirman,
 David Hurd,
 Keith Robin

ASSISTANT EDITORS
 Michael Bonnette, Scott Dean, Bill
 Franques, Michelle Fakier, Todd Politz

PHOTOGRAPHY
 Steve Franz, Brian Crain, Jim Zeitz, Prather
 Warren, Bill Feig, Michael Hebert, Buff
 Daniel, Musemeche Photography, Gabe
 Jumonville, NBA Photos (Andrew Berstein,
 Sam Forenych, Glenn James, Kim
 Stallknecht, Steve Waltman, Jeff Vinnick)

PRINTING
 EBSCO Media - Birmingham, Ala.

Quick Facts



HOW TO CONTACT THE TIGERS

Athletic Department
(225) 578-8001

LSU Sports Information
(225) 578-8226

LSU Sports Information Fax
(225) 578-1861

Kent Lowe's Home
(225) 761-1734

Kent Lowe's e-mail address
clowe@lsu.edu

Michael Bonnette's Home
(225) 923-2426

LSU Basketball Office Phone
(225) 578-8217

LSU Basketball Office Fax
(225) 578-1293

LSU Website
www.LSUsports.net



LSU Men's Basketball Coaching Staff

| NAME | POSITION | ALMA MATER | YEAR AT LSU |
|------------------|-----------------|-------------------------|-------------|
| John Brady | Head Coach | Belhaven,'76 | 6th |
| Butch Pierre | Associate Coach | Mississippi State , '84 | 6th |
| Rickey Broussard | Assistant Coach | Louisiana-Lafayette,'70 | 1st |
| Mike Giorlando | Assistant Coach | Spring Hill,'80 | 2nd |

ABOUT LSU

UNIVERSITY

LOCATION:Baton Rouge,La.
FOUNDED:1860
ENROLLMENT:29,022
NICKNAME:Tigers or Fighting Tigers
COLORS:Purple & Gold
PRINT SPECIFICATIONS:Purple-PMS 268,Gold-PMS 123
MASCOT:Mike V (live Bengal tiger)
ARENA:Pete Maravich Assembly Center
CAPACITY:14,164
YEAR OPENED:1972
PLAYING FLOOR:Portable Wood
CONFERENCE:Southeastern (Western Division)
BAND:Bengal Brass Basketball Band

BASKETBALL FACTS

HEAD COACH:John Brady
ALMA MATER/YEAR:Belhaven '76
CAREER RECORD:170-147
YEARS AS HEAD COACH:entering 12th year
RECORD AT LSU:81-70
YEARS AT LSU:entering 6th year

UNIVERSITY ADMINISTRATION

PRESIDENT:Dr. William L. Jenkins Pretoria '58
CHANCELLOR:Dr. Mark A.Emmert .Washington '75
FACULTY REPRESENTATIVE:Ken CarpenterOklahoma '62

ATHLETIC DEPARTMENT

ATHLETIC DIRECTOR:Stanley "Skip" Bertman .Miami '61
SR.ASSOCIATEAD:Dan Radakovich .Indiana (Pa.) '80
ASSOC.AD/SWA:Judy SouthardCoker '70
ASSOC.AD/INTERNAL OPERATIONS: .Verge AusberryLSU '90
ASSOC.AD/STUDENT SERVICES: ...Bo BahnsenLSU '82
ASSOC.AD/FACILITIES:Jerry BlanchardLSU '73
ASSOC.AD/BUSINESS:Mark EwingLSU '78
ASSOC.AD/EXTERNAL AFFAIRS:Herb VincentLSU '83

SPORTS INFORMATION

SPORTS INFORMATION DIR.:Michael BonnetteLSU '93
SR.ASSOCIATE SID (BASKETBALL): .Kent Lowe ...LSU-Shreveport '79
ASSOCIATE SID:Laurie CannonUtah St.'99
ASSOCIATE SID:Bill FranquesLSU '85
ASSOCIATE SID:Brian MillerNortheastern '98
ASSOCIATE SID:Melissa ReynaudLSU '97
PUBLICATIONS COORDINATOR:Jason FeirmanLSU '00
GRAPHIC ARTIST:Marie BrewerLSU '02
PHOTOGRAPHY COORDINATOR:Steve FranzLSU '93
ADMINISTRATIVE SECRETARY:Pat Fredericks

RADIO, TELEVISION, AND MARKETING

ASST. AD/TELEVISION:Kevin WagnerLSU '80
ASST. COORD. OF TELEVISION: .John SchiebeOklahoma St.'86
ASST. COORD. OF TELEVISION: ..Paul DannaLSU '95
ASST. AD/RADIO:Jim Hawthorne .Northwestern St. '67
ASST. AD/MARKETING:Ward WyattArkansas '97

2002-2003 Schedule

November

| | | | | |
|----------|-----------------------|-------------|--------|--------------------------|
| Thurs. 7 | GLOBAL SPORTS (EXH.) | BATON ROUGE | 7 p.m. | MARAVICH ASSEMBLY CENTER |
| Fri. 15 | HOUSTON SPORTS (EXH.) | BATON ROUGE | 7 p.m. | MARAVICH ASSEMBLY CENTER |

HISPANIC COLLEGE FUNDS CLASSIC

| | | | | |
|---------|---------------------|-------------|-------------|--------------------------|
| Fri. 22 | NICHOLLS STATE | BATON ROUGE | 8 p.m. | MARAVICH ASSEMBLY CENTER |
| Sun. 24 | SOUTHERN/S. ALABAMA | BATON ROUGE | 2/4:30 p.m. | MARAVICH ASSEMBLY CENTER |

SPACE CITY SPORTS CLASSIC

| | | | | |
|--------|-----------|----------------|-----------|-----------------|
| Sat.30 | Texas A&M | Houston, Texas | 1:30 p.m. | Reliant Stadium |
|--------|-----------|----------------|-----------|-----------------|

December

| | | | | |
|----------|--------------------|-------------|--------|--------------------------|
| Tues. 3 | DELAWARE STATE | BATON ROUGE | 7 p.m. | MARAVICH ASSEMBLY CENTER |
| Sat. 7 | MCNEESE STATE | BATON ROUGE | 7 p.m. | MARAVICH ASSEMBLY CENTER |
| Sat. 14 | A&M CORPUS CHRISTI | BATON ROUGE | 7 p.m. | MARAVICH ASSEMBLY CENTER |
| Tues. 17 | PRAIRIE VIEW A&M | BATON ROUGE | 7 p.m. | MARAVICH ASSEMBLY CENTER |
| Sat. 21 | ARIZONA (ESPN2) | BATON ROUGE | 7 p.m. | MARAVICH ASSEMBLY CENTER |

SUGAR BOWL CLASSIC

| | | | | |
|--------|---------------------|-------------|-----------|-------------------|
| Sat.28 | Tulane (SEC-TV/FOX) | New Orleans | 2:30 p.m. | New Orleans Arena |
|--------|---------------------|-------------|-----------|-------------------|

| | | | | |
|---------|-------------|-------------|--------|--------------------------|
| Mon. 30 | NEW ORLEANS | BATON ROUGE | 7 p.m. | MARAVICH ASSEMBLY CENTER |
|---------|-------------|-------------|--------|--------------------------|

January

| | | | | |
|----------|------------------------------|-------------------|--------|--------------------------|
| Sun. 5 | Georgia * (CBS) | Athens,Ga. | 3 p.m. | Stegeman Coliseum |
| Wed. 8 | HOUSTON | BATON ROUGE | 7 p.m. | MARAVICH ASSEMBLY CENTER |
| Sat. 11 | MISSISSIPPI STATE * | BATON ROUGE | 7 p.m. | MARAVICH ASSEMBLY CENTER |
| Wed. 15 | CENTENARY | BATON ROUGE | 7 p.m. | MARAVICH ASSEMBLY CENTER |
| Sat. 18 | OLE MISS * (JPSPORTS) | BATON ROUGE | 1 p.m. | MARAVICH ASSEMBLY CENTER |
| Wed.22 | Arkansas * | Fayetteville,Ark. | 7 p.m. | Bud Walton Arena |
| Sat.25 | Mississippi St.* (JP SPORTS) | Starkville,Miss. | 2 p.m. | Humphrey Coliseum |
| Tues. 28 | FLORIDA * (ESPN) | BATON ROUGE | 8 p.m. | MARAVICH ASSEMBLY CENTER |

February

| | | | | |
|---------|-----------------------------|-----------------|--------|-------------------------------|
| Sat. 1 | Alabama * (SEC-TV/FOX) | Tuscaloosa,Ala. | 4 p.m. | Coleman Coliseum |
| Wed. 5 | SOUTH CAROLINA * (JPSPORTS) | BATON ROUGE | 7 p.m. | MARAVICH ASSEMBLY CENTER |
| Sat. 8 | Auburn | Auburn,Ala. | 3 p.m. | Beard-Eaves-Memorial Coliseum |
| Wed. 12 | VANDERBILT * | BATON ROUGE | 7 p.m. | MARAVICH ASSEMBLY CENTER |
| Sat.15 | Kentucky * (JP SPORTS) | Lexington, Ky. | Noon | Rupp Arena |
| Sat. 22 | ARKANSAS * | BATON ROUGE | 7 p.m. | MARAVICH ASSEMBLY CENTER |
| Wed. 26 | AUBURN * | BATON ROUGE | 7 p.m. | MARAVICH ASSEMBLY CENTER |

March

| | | | | |
|--------|--------------------------|------------------|--------|--------------------------|
| Sat. 1 | Tennessee * (SEC-TV/FOX) | Knoxville, Tenn. | 6 p.m. | Thompson-Boling Arena |
| Wed. 5 | Ole Miss * | Oxford, Miss. | 7 p.m. | Tad Smith Coliseum |
| SAT. 8 | ALABAMA * | BATON ROUGE | 7 P.M. | MARAVICH ASSEMBLY CENTER |
| 13-16 | SEC Tournament (JP, CBS) | New Orleans, La. | TBA | Louisiana Superdome |

All Times Central

*SEC Games

Home Games in Bold CAPS

2002-2003 Rosters

Numerical

| NO. | NAME | CL. | POS. | HT. | WT. | EXP. | HOMETOWN/PRIOR SCHOOL |
|-----|-------------------|-----|------|------|-----|------|--|
| 00 | Brian Green | Sr. | G | 6-4 | 188 | 2VL | Baton Rouge, La./The Dunham School |
| 1 | Tony Gipson | So. | G | 6-1 | 162 | JC | Farmerville, La./Panola (Tex) JC |
| 2 | Darrel Mitchell | Fr. | G | 5-11 | 174 | HS | St. Martinville, La./St. Martinville, HS |
| 3 | Torris Bright | Sr. | G | 6-4 | 204 | 3VL | Slidell, La./Slidell HS |
| 10 | Charlie Thompson | Jr. | G | 6-1 | 190 | 2VL | Lake Charles, La./Saint Louis HS |
| 11 | Josh Maravich | Fr. | G | 6-3 | 185 | RS | Covington, La./St. Paul's HS |
| 12 | Ronald Dupree | Sr. | F | 6-7 | 209 | 3VL | Biloxi, Miss./Biloxi HS |
| 14 | Jaime Lloreda | Jr. | F | 6-9 | 246 | JC | Colon, Panama/Dixie St. (Utah) College |
| 20 | Tim Bush | Fr. | F | 6-6 | 258 | HS | New Orleans, La/Shaw HS |
| 21 | Courtney Trask | Jr. | G | 6-3 | 185 | Trn. | Baton Rouge, La./Univ. of Memphis |
| 22 | Xavier Whipple | So. | G | 6-2 | 170 | 1VL | McIntyre, Ga./Wilkinson County HS |
| 32 | Paul Wolfert | Fr. | F | 6-9 | 190 | RS | Burr Ridge, Ill./Hinsdale Central HS |
| 34 | Mildon Ambres | Fr. | G/F | 6-5 | 217 | HS | Opelousas, La./Opelousas HS |
| 41 | Collis Temple III | Sr. | G | 6-7 | 218 | 3VL | Baton Rouge, La./University HS |
| 42 | Antonio Hudson | So. | G | 6-5 | 206 | 1VL | Grambling, La./Grambling HS |
| 44 | Thomas Davis | Sr. | F | 6-8 | 230 | 1VL | Alexandria, La./Kilgore (Tex) JC |
| 51 | Shawson Johnson | Jr. | F | 6-9 | 242 | JC | Shreveport, La./Lee (Tex) JC |
| 54 | Brad Bridgewater | Sr. | F | 6-8 | 268 | 3VL | New Roads, La./Pointe Coupee HS |

Alphabetical

| NO. | NAME | CL. | POS. | HT. | WT. | EXP. | HOMETOWN/PRIOR SCHOOL |
|-----|-------------------|-----|------|------|-----|------|--|
| 34 | Mildon Ambres | Fr. | G/F | 6-5 | 217 | HS | Opelousas, La./Opelousas HS |
| 54 | Brad Bridgewater | Sr. | F | 6-8 | 268 | 3VL | New Roads, La./Pointe Coupee HS |
| 3 | Torris Bright | Sr. | G | 6-4 | 204 | 3VL | Slidell, La./Slidell HS |
| 20 | Tim Bush | Fr. | F | 6-6 | 258 | HS | New Orleans, La/Shaw HS |
| 44 | Thomas Davis | Sr. | F | 6-8 | 230 | 1VL | Alexandria, La./Kilgore (Tex) JC |
| 12 | Ronald Dupree | Sr. | F | 6-7 | 209 | 3VL | Biloxi, Miss./Biloxi HS |
| 1 | Tony Gipson | So. | G | 6-1 | 162 | JC | Farmerville, La./Panola (Tex) JC |
| 00 | Brian Green | Sr. | G | 6-4 | 188 | 2VL | Baton Rouge, La./The Dunham School |
| 42 | Antonio Hudson | So. | G | 6-5 | 206 | 1VL | Grambling, La./Grambling HS |
| 51 | Shawson Johnson | Jr. | F | 6-9 | 242 | JC | Shreveport, La./Lee (Tex) JC |
| 14 | Jaime Lloreda | Jr. | F | 6-9 | 246 | JC | Colon, Panama/Dixie St. (Utah) College |
| 11 | Josh Maravich | Fr. | G | 6-3 | 185 | RS | Covington, La./St. Paul's HS |
| 2 | Darrel Mitchell | Fr. | G | 5-11 | 174 | HS | St. Martinville, La./St. Martinville, HS |
| 41 | Collis Temple III | Sr. | G | 6-7 | 218 | 3VL | Baton Rouge, La./University HS |
| 10 | Charlie Thompson | Jr. | G | 6-1 | 190 | 2VL | Lake Charles, La./Saint Louis HS |
| 21 | Courtney Trask | Jr. | G | 6-3 | 185 | Trn. | Baton Rouge, La./Univ. of Memphis |
| 22 | Xavier Whipple | So. | G | 6-2 | 170 | 1VL | McIntyre, Ga./Wilkinson County HS |
| 32 | Paul Wolfert | Fr. | F | 6-9 | 190 | RS | Burr Ridge, Ill./Hinsdale Central HS |

HEAD COACH | John Brady (Belhaven, 1976)
ASSOCIATE COACH | Butch Pierre (Mississippi State, 1984)
ASSISTANT COACH | Rickey Broussard (Louisiana-Lafayette, 1970)
ASSISTANT COACH | Mike Giorlando (Spring Hill College, 1980)

Roster Breakdown



Louisiana (14)

Alexandria
Thomas Davis

Baton Rouge
Brian Green
Collis Temple III
Courtney Trask

Covington
Josh Maravich

Grambling
Antonio Hudson

Farmerville
Tony Gipson

Lake Charles
Charlie Thompson

New Orleans
Tim Bush

New Roads
Brad Bridgewater

Opelousas
Mildon Ambres

St. Martinville
Darrel Mitchell

Shreveport
Shawnsen Johnson

Slidell
Torriss Bright

Mississippi

Biloxi
Ronald Dupree

Georgia

McIntyre
Xavier Whipple

Illinois

Burr Ridge
Paul Wolfert

Panama

Colon
Jaime Lloreda



By Height

6-9

Shawnsen Johnson
Jaime Lloreda
Paul Wolfert

6-8

Brad Bridgewater
Thomas Davis

6-7

Ronald Dupree
Collis Temple III

6-6

Tim Bush

6-5

Mildon Ambres
Antonio Hudson

6-4

Torriss Bright
Brian Green

6-3

Josh Maravich
Courtney Trask

6-2

Xavier Whipple

6-1

Tony Gipson
Charlie Thompson

5-11

Darrel Mitchell

By Class

SENIORS

Brad Bridgewater
Torriss Bright
Thomas Davis
Ronald Dupree
Brian Green
Collis Temple III

JUNIORS

Shawnsen Johnson
Jaime Lloreda
Charlie Thompson
Courtney Trask

SOPHOMORES

Tony Gipson
Antonio Hudson
Xavier Whipple

FRESHMAN

Mildon Ambres
Tim Bush
Josh Maravich
Darrel Mitchell
Paul Wolfert

Athletic Directory

DIRECTOR of ATHLETICS 578-0628

Skip Bertman Director of Athletics
 Wanda Carrier Executive Secretary
 Dan Radakovich Sr. Associate AD
 Judy Southard Associate AD/SWA
 Renee Miller Administrative Secretary
 Verge Ausberry Associate AD
 Bo Bahnsen Associate AD
 Jerry Blanchard Associate AD
 Mark Ewing Associate AD
 Herb Vincent Associate AD

ACADEMIC CENTER FOR STUDENT-ATHLETES 578-5787

Dr. Roger Grooters Executive Director
 Ted White Sr. Associate Director
 Mary Boudreaux Associate Director
 Jim Rost Associate Director
 Colleen Evans Director
 Tommy Karam Coord.of Faculty Relations
 Amy Cole Coordinator
 Tommy Powell Tutorial Coordinator
 Gwendolyn Clark Learning Specialist
 Margaret Denny Learning Specialist
 Adolfo Ortuzar Technology Coordinator
 Mike Mallet Director of Life Skills
 Kristen McFadden Asst.Director of Life Skills
 Jean Jackson Admin.Services Asst.

BASEBALL 578-4148

Ray "Smoke" Laval Head Coach
 Turtle Thomas Assistant Coach
 Brady Wiederhold Assistant Coach
 Ted White Administrative Asst.
 Virginia Robertson Secretary

BASKETBALL-MEN'S 578-8217

John Brady Head Coach
 Butch Pierre Associate Coach
 Rickey Broussard Assistant Coach
 Mike Giorlando Assistant Coach
 Pam LeBlanc Secretary

BASKETBALL-WOMEN'S 578-6643

Sue Gunter Head Coach
 Pokey Chatman Associate Coach
 Carla Berry Assistant Coach
 Bob Starkey Assistant Coach
 Joe Carvalhido Administrative Asst.
 Renee Arbour Secretary

BUSINESS OFFICE 578-0628

Mark Ewing Associate AD
 Mark Alise Business Manager
 Wendy Carpenter Elise Evans
 Marion Javus Wanda Babin

COMPLIANCE OFFICE 578-4100

Bo Bahnsen Associate AD
 Miriam Segar Director
 Jaunelle Hamilton Coordinator

ELECTRONIC MEDIA 578-8226

Kevin Wagner Assistant AD/TV
 John Schiebe Assistant Coordinator
 Paul Danna Assistant Coordinator
 Jim Hawthorne Assistant AD/Radio

EQUIPMENT 578-1158

Jeff Boss Equipment Mgr.
 Ferrell Shillings Asst.Equip. Mgr.
 Greg Stringfellow Asst.Equip. Mgr.
 Mike Boniol Asst.Equip. Mgr.

FACILITIES & GROUNDS 578-2885

Jerry Blanchard Associate AD
 Jeff Kershaw Manager
 Todd Jeansonne Assistant Manager
 Paulette Cox Admin.Specialist 1

FIELD HOUSE 578-6727

Terrance Bold Manager

FOOTBALL 578-1151

Nick Saban Head Coach
 Ya'el Lofton Secretary
 Stan Hixon Associate Coach
 Jimbo Fisher Offensive Coordinator
 Will Muschamp Defensive Coordinator
 Kirk Doll Assistant Coach
 Derek Dooley Assistant Coach
 Charlie Harbison Assistant Coach
 Michael Haywood Assistant Coach
 Lance Thompson Assistant Coach
 George Yarno Assistant Coach
 Sam Nader Assistant AD
 Sharon Lewis Recruiting Secretary
 Faye Spradley Offensive Secretary
 CC Thompson Defensive Secretary
 Lois Stuckey Receptionist

GAME MANAGEMENT/PURCHASING 578-1801

Ted Stickle Director
 Gerry Bordelon Coordinator

GOLF 578-6643

Greg Jones Men's Coach
 Blaine Lindsley Asst.Men's Coach
 Karen Bahnsen Women's Coach
 Marci Kornegay Asst. Women's Coach

GYMNASTICS 578-5050

Sara "D-D" Breaux Head Coach
 Bob Moore Assistant Coach
 Phillip Ogletree Assistant Coach
 Jennie Murphy Secretary

HUMANRESOURCES 578-8496

Shelby Conway Manager
 Wendy Nall Coordinator
 James Thomas Administrative Aide

MARKETING & PROMOTIONS 578-6884

Ward Wyatt Assistant AD
 Jenni Peters Promotions Manager

MERCHANDISING 578-6974

Gayle Seefield Manager
 Tandy Aron

VIDEOGRAPHY/PHOTOGRAPHY

Doug Aucoin (Videographer) 578-3510
 Brandon Fairburn Assistant Coordinator
 Steve Franz (Photographer) 578-4193

SOCCER 578-8769

George Fotopoulos Head Coach
 Tracy Ward Assistant Coach
 Ricky Zambrano Assistant Coach
 Sam Shaw Secretary

SOFTBALL 578-3947

Yvette Girouard Head Coach
 James DeFeo Assistant Coach
 Ashlee Eddy Assistant Coach
 Sam Shaw Secretary

SPORTS INFORMATION 578-8226

Michael Bonnette Director
 Kent Lowe Sr. Associate Director
 Laurie Cannon Associate Director
 Bill Franques Associate Director
 Brian Miller Associate Director
 Melissa Reynaud Associate Director
 Jason Feirman Publications Coordinator
 Marie Brewer Graphic Artist
 Pat Fredericks Adm.Secretary

STRENGTH & CONDITIONING 578-1150

Tommy Moffitt Strength Coach
 Bo Davis Assistant Coach
 Scott Gadeken Assistant Coach
 Will Jones Assistant Coach

SWIMMING & DIVING 578-5050

Jeff Cavana Head Coach
 Lars Jorgensen Assistant Coach
 Amanda Norton Assistant Coach
 Doug Shaffer Assistant Coach (Diving)
 Pool 578-8207
 Sam Shaw Secretary

TENNIS 578-8212

Jeff Brown Men's Coach
 Mark Booras Assistant Women's Coach
 Tony Minnis Women's Coach
 Sandy Sureephong Assistant Women's Coach
 Tennis Courts 578-2705

TICKET OFFICE 578-2184

Brian Broussard Manager
 Michael Szul Assistant Manager
 Christine Gillespie Intern
 Nancy Mann Administrative Specialist

TRACK & FIELD 578-8627

Pat Henry Head Coach
 Boo Schexnayder Assistant Coach
 Kent Pagel Assistant Coach
 Dennis Shaver Assistant Coach
 Mark Elliott Assistant Coach
 Kathleen Garrene Secretary

TRAINING 578-2050

Jack Marucci Director of Athletic Training
 Andy Barker Sr. Assoc. Trainer
 Shelly Mullenix Sr. Assoc. Trainer
 Drew Shea Sr. Assoc. Trainer
 Keith Thompson Associate Trainer
 Shawn Eddy Assistant Trainer
 Micki Sandy Assistant Trainer

TRAVEL 578-1459

Dan Skal Manager
 Debi Johnson Accounting
 Cindy Middleton Accounting

VOLLEYBALL 578-3947

Fran Flory Head Coach
 Tonya Johnson Assistant Coach
 Ainsley Grimes Assistant Coach
 Jennie Murphy Secretary



**T
h
i
s
i
s
s
u
e**



John Brady Basketball

Coaches are often judged strictly on how many games they win.

Many times, that's all some people care about. While winning games is very important, the job of a head coach is so much more.



In John Brady's first five years at LSU, he has instilled in his players a philosophy that carries them both on and off the floor. It is a philosophy that the LSU basketball fans have also adopted as the winning has started to take place again at LSU. It is a philosophy that won't change over time even though the Tigers have tasted victory, won a conference championship and reached two post-season tournaments in the last three years.

Those are all good and wonderful things. But John Brady's philosophy doesn't stop there. It can't. The reason it is so much more is because the players aren't just athletes, they aren't just students, they are student-athletes with a big responsibility on



LSU Bas



their shoulders. This coaching staff agrees that the team members must not only meet the demands of the athletic program, but they must meet the demands of the classroom.

They must also meet the demands of life where every eye is on them constantly because they are an athlete. They must operate in a society where one little mistake in a game or away from the campus puts them on the front page of a newspaper. It's not an easy thing to handle. It's even tougher when your team is in the national spotlight as the Tigers have been.

John Brady has shown that he is very comfortable handling all those roles at LSU. In fact, he sincerely believes in the basketball player as a student-athlete who must be given the opportunity to succeed on the court, in the classroom and in life. His philosophy of coaching hasn't changed since the day he took the job at LSU and it comes down to three simple words:




Responsibility + Accountability = SUCCESS

sketball

“You set goals to do things, and it sounds good, but for it to happen, it’s an unbelievable feeling. With hard work and assistance from the Academic Center for Student Athletes, I earned the chance to walk across that stage.”

– Collis Temple III, present LSU player who earned his degree in 3 years

Academic Success



Critical to the development of an athlete as a student is an adequate academic facility and capable staff to further the athlete’s progress. The Cox Communications Academic Center for Student-Athletes is responsible for overseeing the educational development and progress toward graduation for all student-athletes. The staff acts as a liaison between the athlete and the academic communities and insures that student-athletes comply with academic rules established by the University, NCAA and SEC. The staff also coordinates academic programs designed to assist student-athletes in acquiring a quality education.

| LSU BASKETBALL GRADUATES WHO PLAYED FOR JOHN BRADY (1998-2002) | SEC ACADEMIC HONOR ROLL |
|---|--|
| <p>Reggie Tucker August 1999, Kinesiology Willie Anderson December 1999, Kinesiology Jack Warner December 2000, Mass Communications Brian Beshara July 2001, Business-Finance Collis Temple III July 2001, General Business Brad Bridgewater July 2002, General Studies Jermaine Williams July 2002, Sociology</p> | <p>1997-98 - Jack Warner 1998-99 - Brian Beshara 1999-00 - Brian Beshara Collis Temple III Jeremy Comeaux Jack Warner 2000-01 - Brian Beshara Collis Temple III Brian Green Jack Warner 2001-02 - Brian Green Collis Temple III</p> |

ACADEMIC STAFF



Dr. Roger Grooters
Executive Director



Collen Evans
Director of Academics



Ted White
Senior Associate Director



Amy Cole
Coordinator



NBA star Shaquille O'Neal graduated from LSU in the fall of 2000.

“The **Academic Center for Student-Athletes** is a tremendous asset to all athletes. It provides those tangibles that are necessary to achieve success in a collegiate environment. The Center provides tutors to help you understand your course material, academic coaches who teach you organizational skills, and time management seminars to enhance the skills needed in this society.

“In one word, the Center is **GREAT!**”

– **Shaquille O’Neal**, *LSU basketball player, 1989-92, the 2000 and 2002 NBA MVP for the Los Angeles Lakers and a 2000 graduate of LSU*

Academic Success

THE SERVICES


- TUTORING
- CAREER COUNSELING AND DEVELOPMENT
- TIME MANAGEMENT
- STUDY SKILLS
- INSURE THAT STUDENT-ATHLETES COMPLY WITH ACADEMIC RULES ESTABLISHED BY THE UNIVERSITY, NCAA AND SEC

The Goal

For each student-athlete to reach and receive the highest-quality education and degree.

The Responsibility

To oversee the educational development and progress toward graduation for all student-athletes.



“Our academic support program should be the **standard** by which all academic support programs are measured. A **first-class** academic support center plays a major role in developing a **quality** academic support program for all student-athletes.”

– LSU Basketball Coach John Brady

Academic Center Expansion

Paramount to the success of the “student” half of the term student-athlete is providing LSU athletes with the best possible resources to excel in the classroom. For more than 20 years, the Cox Communications Academic Center for Student Athletes has helped to build well-rounded student-athletes. But as times change and technology advances, the need for further improvements still exists. As a result, the Academic Center for Student Athletes has undergone a \$14 million renovation that will not only keep it among the nation’s premier centers – but put it at the forefront. Improvements to the existing center will give LSU student-athletes the best opportunity for success by providing access to the latest technology, as well as an array of expanded services. Renovations are expected to be completed by October of 2002.



Reading Room



Auditorium



Cox Communications Academic Center for Student-Athletes



ACA RENOVATIONS

- EXPAND THE FACILITY FROM 10,000 SQUARE FEET TO 54,000 SQUARE FEET
- RAISE THE TOTAL NUMBER OF COMPUTERS TO 75
- INCLUDE 14 PRIVATE COMPUTER ROOMS IN A STATE-OF-THE-ART COMPUTER LAB
- ADD ADDITIONAL STUDY ROOMS AND CLASSROOMS FOR PRIVATE OR GROUP STUDY
- PROVIDE ADDITIONAL STUDY AREAS FOR SPECIALIZED LEARNING
- ADD A 1,000-SEAT AUDITORIUM



Computer Lab

Planned improvements to the Gym Armory will not only benefit the Academic Center for Student Athletes, but the entire University as well. The old gymnasium has been transformed into a 1,000-seat auditorium the University will use for daily classes, presentations, lectures by distinguished University guests and other special academic events.

*“The project to renovate the Gym Armory illustrates how **vision** and careful planning can produce a product that **benefits** the entire University community. The project will improve the academic support program for our **student-athletes**, provide a critically needed auditorium for academic lectures, classes and special events, as well as renovate and preserve a historic and much-loved building.”*

– Chancellor Mark Emmert

"As far back as I can remember (riding bicycles, playing little league baseball), I have literally bled purple & gold. It never crossed my mind that there was anywhere else to go other than LSU. The experiences and relationships that I developed at LSU have been an integral part of my life. No other colleges existed in my mind. I am fortunate to have attended a place that I considered a dream and look forward to my association with the university until the day I die."

— David Toms, 2001 PGA Champion and LSU graduate

Campus Life

CAMPUS FACTS

LOCATION: Baton Rouge, La.

FOUNDED: January 2, 1860

ENROLLMENT: 29,022

PRESIDENT: Dr. William Jenkins

CHANCELLOR: Dr. Mark Emmert

MAJOR FIELDS OF BACHELOR'S DEGREES: 73

MAJOR FIELDS OF MASTER'S DEGREES: 75

MAJOR FIELDS OF DOCTORAL DEGREES: 55



Louisiana State University and Agricultural & Mechanical College has, throughout its 142-year history, served the people of Louisiana, the region, the nation, and the world through extensive multipurpose programs encompassing instruction, research and public service. The University continuously develops programs of breadth and quality that make it one of the nation's outstanding educational institutions.

The University influences the educational, economic, social and cultural lives of its citizens throughout the state – indeed, in some way, it touches the life of every person in Louisiana.

Because of its designation as a Research I University – the top category of the Carnegie Foundation's ranking of research institutions – LSU ranks in the top 2 percent of the nation's colleges and universities. The Research I designation is shared by only 59 public and 29 private universities across the nation. One of only 25 universities nationwide designated as both a land-grant and sea-grant college, LSU is also actively pursuing space-grant status.

History and tradition began with LSU's founding in 1853 by the General Assembly of Louisiana as the Louisiana State Seminary of Learning and Military Academy near Pineville, Louisiana. The institution opened January 2, 1860. When the Civil War began, the school's first superintendent, William Tecumseh Sherman, resigned to assume a command in the

Union Army. Fire demolished the Seminary in 1869 and the school moved to Baton Rouge.

In 1870, the Seminary was renamed Louisiana State University. In 1874, under the United States Morrill Act, the Louisiana State Agricultural & Mechanical College was established in New Orleans. The two institutions were merged by the Legislature in 1877 to become Louisiana State University and Agricultural & Mechanical College.

Construction on the present campus began in 1922 and the first classes were held in 1926. LSU experienced major growth in the 1930s and 1940s, expanding its student body, curricula and services. During the 1960s, the University began to place increasing emphasis on research.

Recognizing the importance and extent of statewide agricultural activities of units in the LSU System, the LSU Board of Supervisors in 1972 established the Center for Agricultural Sciences & Rural Development. This unit was renamed the LSU Agricultural Center in 1982. Components of the LSU Agricultural Center include the Louisiana Agricultural Experiment Station, the Louisiana Cooperative Extension Service, International Programs and Administrative Services.

The primary mission of the LSU Agricultural Center is to conduct research in agricultural and natural resource development and to provide off-campus extension education that disseminates

“It was about family for me. My dad, my brother and I all played for LSU. It was a family tradition. Playing in a community where its basically all LSU was probably the most rewarding experience to me. The fact that I was from the area, went to school in the area and now live in the area, it allows me to attend all the events and keep in touch with so many friends.”

- **Todd Kinchen**, Former LSU Wide Receiver (1989-91)



technological, economic, and management information to Louisiana residents.

In 1977, the Paul M. Hebert Law Center, established as the LSU Law School in 1906, was made an autonomous division of the LSU System. The Law Center provides legal education characterized by an unyielding demand for academic excellence. Its unique curriculum, based on civil law as well as substantial elements of common law, provides law graduates with qualifications and training for not one, but two legal systems.

LSU, located on more than 2,000 acres in the southern part of Baton Rouge, Louisiana, is bordered on the west by the Mississippi River. The University's more than 250 principal buildings are grouped on a 650-acre plateau that constitutes the main part of the campus.

LSU and A&M College is accredited by the Southern Association of Colleges and Schools. The Hebert Law Center holds membership in the Association of Law Schools and is on the approved list of the American Bar Association.

AFRICAN-AMERICAN CULTURAL CENTER

The African-American Cultural Center provides a multifaceted approach to working with all students at LSU. It offers opportunities for people to learn about the contributions of African-American men and women in the areas of literature, science and the humanities. In addition, opportunities for the University community to have greater exposure to art exhibits, dance troupes, theatre, poetry readings and educational programs are provided.



PROGRAM GOALS

Educational programs for the African-American Cultural Center are the heart of the center. The scope of these programs fall into the following four categories:

- HISTORICAL/POLITICAL
- ARTISTIC
- INFORMAL STUDENT ADVISING
- COMMUNITY OUTREACH

BENEFITS

By creating and funding the African-American Cultural Center, the University community benefits in the following areas:

- RETENTION OF AFRICAN-AMERICAN LSU STUDENTS
- ATTRACT QUALIFIED AFRICAN-AMERICAN STUDENT APPLICANTS TO LSU
- EDUCATE THE STUDENT BODY AND THE COMMUNITY ABOUT AFRICAN-AMERICAN CULTURE
- INCREASE RACIAL AND CULTURAL AWARENESS OF STUDENTS, FACULTY AND STAFF
- ASSIST WITH THE RECRUITMENT AND RETENTION OF AFRICAN-AMERICAN FACULTY AND STAFF



Campus Life



Student Recreational Sports Complex

The Student Recreational Sports Complex houses the administrative offices of the Division of Recreational Sports. This 112,000 square-foot, \$8.4 million facility, which was completed in August 1992, provides students and the University community with a comprehensive and innovative sports facility that includes:

- 25-YARD EIGHT-LANE INDOOR SWIMMING POOL WITH SUN DECK
- FIVE BASKETBALL COURTS
- FIVE VOLLEYBALL COURTS
- NINE BADMINTON COURTS
- TWELVE HANDBALL/RACQUETBALL COURTS
- TWO SQUASH RACQUET COURTS
- THREE WEIGHT ROOMS
- ONE COMBINATION EXERCISE/WEIGHT ROOM WITH AEROBIC EQUIPMENT
- 1/8 MILE INDOOR THREE-LANE JOGGING TRACK
- ONE REHABILITATION ROOM WITH TWO WHIRLPOOLS
- LOCKER ROOMS FOR MEN AND WOMEN
- SAUNAS FOR MEN AND WOMEN
- AEROBIC EXERCISE AREA WITH TREADMILLS, BICYCLES ERGOMETERS, ROWING MACHINES, STAIRSTEEPERS, ETC.
- EMERGENCY CARE/FIRST AID ROOM
- THREE MEETING/CLASSROOMS



LSU's Student Union



FALL FEST, is the university's official "Welcome" for new students, staff, and faculty. More than 25,000 students, faculty, and staff come together in the LSU Quadrangle making it one of the newest and most anticipated traditions.

LIVING ON CAMPUS

LSU has 18 residence halls with architectural styles ranging from a Renaissance style typical of the older core of the campus to modern high-rise buildings. One of the newest additions is the highly popular East Campus Apartments, a co-ed dormitory that includes furnished rooms with connecting suites and e-mail workstations in the lobby, all within a short walk from the dining hall.



- DINING HALLS
- CABLE TELEVISION
- HIGH-SPEED INTERNET
- MAIL SERVICE
- CARD ACCESS
- FACILITY REPAIRS
- SECURITY
- TELEPHONE SERVICES
- FURNISHED
- WASHER/DRYER
- MICROWAVE

More Info:

www.lsu.edu/panoramas/memorialtower_lsu.htm

Want to see more of the LSU Campus? See the IPIX 360 ° view of campus at the University's website.

LINK



Giving Back



LSU basketball players frequently visit hospitals as part of their commitment to community outreach.

What is CHAMPS?

The CHAMPS/Life Skills program was developed by the NCAA to help prepare student-athletes for the challenges of life beyond the playing field. Through workshops, service projects, and social events, CHAMPS, an acronym for Challenging Athletes Minds for Personal Success, brings LSU student-athletes information that will prepare them for the biggest game of all - the game of life!




How can CHAMPS help?

By focusing on "real life" skills and personal development, the CHAMPS Program not only assists the student-athletes with meeting daily challenges, but also enhances student-athlete's growth in their college years and beyond.

CHAMPS at LSU

The CHAMPS/Life Skills program at LSU is operated out of the Academic Center for Athletes, and the focus of the program is on five commitments viewed as critical to personal growth:

- I. Academic Excellence
- II. Athletic Excellence
- III. Career Development
- IV. Personal Development
- V. Community Service



Career Development

Being a part of the LSU basketball program involves more than simply playing in front of more than 14,000 crazed Tiger fans. It is an opportunity to achieve athletic success while also getting a head start on the most important game of all - the game of life.

The LSU basketball program has a longstanding internal summer jobs program that aggressively seeks opportunities to help place its players in career-developing positions within the community. The goal is to help players earn valuable experience, while getting a head start on the rest of their lives. LSU basketball players are expected to be extremely active in utilizing the career development resources readily available to them.



Ronald Dupree works in the office of local Lawyer E. Eric Guirard.



Charlie Thompson works at the computer at his summer job.



The City of Baton Rouge



Hospitality and comfort are a Southern tradition practiced to perfection around Baton Rouge. Minutes from the city, ancient moss-draped oaks, fragrant honeysuckle, formal gardens and the finest examples of Southern architecture await. Combine this with the excitement of the mighty Mississippi River, cajun music and a gourmet meal that is topped with freshly brewed cafe-au-lait at one of Baton Rouge's fine restaurants. Mix in an evening at the Pete Maravich Assembly Center, and Baton Rouge becomes one of the most attractive cities for living, entertainment and education in the South.

BATON ROUGE FACTS


Population:
BATON ROUGE242,547
EAST BATON ROUGE PARISH461,304

Time Zone:
 Central

Average Temperatures:
HIGH81.3
LOW52.5
AVERAGE67.5

The state capital building of Louisiana, located in Baton Rouge, boasts the tallest capital building in the nation at 34 stories.





The Mississippi River with all of its might rolls through downtown Baton Rouge.

- The State Capitol building, located in downtown Baton Rouge, is the tallest state capitol in the nation at 27 stories tall.
- Baton Rouge, the capital city of Louisiana, sits on the banks of the Mississippi River.
- The average annual temperature in Baton Rouge is 68 degrees and the city features a semi-tropical climate highlighted by mild winter months.
- Baton Rouge is just an hour away from the French Quarter in New Orleans and even closer to the million-acre Atchafalaya Swamp, which is called one of the biggest fishing ponds in the country.

Southern Travel

DISTANCE CHART FROM BATON ROUGE:

| | |
|-----------------------|--------------------------------------|
| Atlanta, Ga. | .8 hours |
| Biloxi, Miss. | .2 hours |
| Birmingham, Ala. | .6 hours |
| Dallas, Texas | .6 hours |
| Houston, Texas | .4 ¹ / ₂ hours |
| Jackson, Miss. | .2 ¹ / ₂ hours |
| Mobile, Ala. | .2 ¹ / ₂ hours |
| New Orleans, La. | .1 hour |
| Pensacola, Fla. | .4 hours |
| Shreveport, La. | .3 ¹ / ₂ hours |



The State of Louisiana

Louisiana, one of America's most culturally and geographically diverse states, is located in the heart of the Deep South. Adjacent to the Gulf of Mexico and dotted with hundreds of lakes and bayous, Louisiana is home to all types of terrain from swamps and marshes to lush forests and gentle hills. The state is known for its

charm and friendly people, and still maintains the stately antebellum plantations and majestic oaks of its early days. The atmosphere is elegant, yet relaxed and casual. Dubbed the "Sportsman's Paradise," Louisiana offers some of the finest hunting, fishing and boating opportunities in the country.

LOUISIANA FACTS

- NICKNAME:**The Pelican State
- ADMITTED TO UNION:** April 30, 1812
- STATE COLORS:** . . .Gold, white and blue
- STATE BIRD:**Brown Pelican
- STATE DOG:** . . .Catahoula Leopard Dog
- STATE TREE:**Bald Cypress
- STATE FLOWER:**Magnolia
- CLIMATE:**Subtropical



Situated on the banks of the mighty Mississippi River, the New Orleans skyline is one of the most recognizable in America. The city is a thriving metropolitan area that still maintains the traditional charm of a time long gone.



The French Quarter of New Orleans joins progressive technology with traditional Southern charm. Take a carriage ride through the heart of New Orleans and discover that even today it still maintains many of its traditional European roots.



Millions of visitors from around the world come to New Orleans each year to participate in Mardi Gras, a two-week party that includes more than 60 parades.

- Oak Alley Plantation, built in 1839, is situated between New Orleans and Baton Rouge. The site of many movies, the quarter-mile canopy of giant live oak trees, believed to be 300 years old, is a spectacular site.
- Foods like boiled crawfish, jambalaya, shrimp etouffee, and gumbo make the cajun and creole cuisine of Louisiana the envy of the nation.
- Last year, an estimated 23.7 million U.S. resident visitors came to Louisiana.
- Louisiana is home to Mardi Gras, New Orleans Jazz, Creole culture, stately riverboats and some of the finest cuisine in the world.

Louisiana Lagniappe

ATCHAFALAYA: \a-chaff-a-LIE-a\ n. Louisiana's famed undeveloped wetland.

BEIGNET: \ben-YAY\ n. A tasty French doughnut without the hole.

BOUDIN: \BOO-dan\ n. Hot, spicy pork mixed with onions, cooked rice and herbs and stuffed in sausage casing.

ETOUFFEE: \ay-too-FAY\ n. Crawfish or shrimp in a delightfully spicy red sauce.

GUMBO: \GUM-boe\ n. A delicacy of South Louisiana. A thick, robust soup with thousands of variations, only a few of which are Shrimp Gumbo, Chicken Gumbo, and File' Gumbo.

KREWE: \crew\ n. An organization that puts on Mardi Gras balls and parades.

LAGNIAPPE: \LAHN-yap\ n. A little something extra.

PO-BOY: - n. A sandwich extravaganza of either shrimp, oyster, roast beef, etc., that's served on a crispy-cruste loaf bread called French Bread.

VIEUX CARRE': \vyuh-kah-RAY\ n. The French name for the French Quarter meaning "Old Square."

“You don’t get the feel for college basketball at other places the way you do at the **Deaf Dome** at LSU.....”

—Dick Vitale, *ESPN/ABC commentator*

Pete Maravich Assembly Center



It was known as the place Pete built, so it was probably fitting that the LSU Assembly Center was renamed the Pete Maravich Assembly Center shortly after the superstar’s tragic passing in 1988. Now into its fourth decade as the venue for the LSU men’s basketball team, it is a building full of memories and magical moments. Some are distant, some seem just like yesterday. It still remains one of the premier venues in the South to watch college basketball. In 1999-2000, as the Tigers drove for the SEC championship, the Deaf Dome atmosphere was at its height.

Tickets for SEC games were hard to get, the student body was joined by the rest of the crowd in creating an atmosphere that could only be described as “raucous.” This will mark the 32nd season of play for the Tigers in the Assembly Center during the 2002-2003 season and total paid attendance last year topped the five million mark.





FACTS ABOUT THE PMAC



- SEATS 14,164 SPECTATORS
- \$11.5 MILLION BUILDING, ONE OF THE MOST VISIBLE STRUCTURES ON CAMPUS
- SITE OF TWO NCAA REGIONAL BASKETBALL TOURNAMENTS: 1976, 1986
- SITE OF FIVE NIT EVENTS: 1982, 1983, 1987, 1989, 2002
- EAST-TO-WEST, YOU CAN PUT A FOOTBALL FIELD AND STILL HAVE ALMOST 33 YARDS OF SPACE LEFT.
- NORTH-TO-SOUTH, YOU CAN PUT ANOTHER GRIDIRON AND HAVE ABOUT 13 YARDS EXTRA.
- THERE ARE OVER ONE-FIFTH OF A MILLION SQUARE FEET ENCLOSED AND OVER ONE-QUARTER OF A MILLION SQUARE FEET THROUGH OUT FOR A TOTAL OF 3,113,380 CUBIC FEET.
- A TOTAL OF 1,750 TONS OF AIR CONDITIONING KEEPS THE INTERIOR AT YEAR-ROUND COMFORT.



Locker Room



LSU's dressing room area ranks among some of the finest in college basketball. The project started prior to the 1997-98 season and was completed in time for the 1998-99

basketball season. The spacious locker room features wide dressing areas with mirrors for each player, including a locker and storage bin. Fully carpeted and well-lit, the locker room is immediately adjacent to the shower room, training facility and the squad room.




The locker room, located downstairs in the Maravich Assembly Center, includes a big screen television to review video tapes of practice and upcoming opponents as well as a wall-mounted marking board for messages and strategy sessions.



Deumite-McKay Squad Room

The Norman Deumite-Matt McKay Squad Room gives the LSU basketball program one of the finest basketball meeting rooms in the country. Located adjacent to the team dressing room in the Maravich Assembly Center, the Deumite-McKay Squad Room has seating for 20 student-athletes. The room features plush individual seating in a comfortable theater-like atmosphere. In addition, the room has all of the audio and visual accompaniments necessary for meetings, reviewing of game tapes and lectures. The addition to the Maravich Assembly Center and the LSU athletic physical plant was made possible in large part by Norman Deumite and Matt McKay, who made a sizeable financial contribution for the purpose of building the facility.





Strength & Conditioning



The LSU strength and conditioning facility was built in 1997 and features the latest in both strength training and cardiovascular training equipment. Measuring 10,000-square feet, LSU has one of the finest strength and conditioning facilities in the nation.

LSU strength and conditioning team took a new direction in 2000 under strength coach Tommy Moffitt. Moffitt, who was named the 1999 Collegiate Football Strength and Conditioning

Coach of the Year by the Professional Football Strength and conditioning Coaches Society, is in charge of the LSU strength and conditioning facility, located in Tiger Stadium.

Strength and conditioning can be the heart and soul of an athletic program's success, and LSU has taken great strides to improve its strength program and facilities. soul of an athletic program's success, and LSU has taken great strides to improve its strength program and facilities.



More info:

www.lsusports.net/fb/ipix/fbweight.htm

Want to see more of the Tiger's Weight Room? Take an IPIX 360° virtual tour on the LSU Athletic Department web site.

LINK




Athletic Training

DR. MARTIN J. BROUSSARD CENTER FOR ATHLETIC TRAINING



LSU boasts the largest and most complete athletic training facility in all of collegiate athletics.

Focused on aggressive rehabilitation, the Broussard Center for Athletic Training is furnished with the latest in technology and equipment. Some of the features of the 23,000-square foot facility include an on-site x-ray room, an in-house pharmacy, as well as state of the art hydrotherapy pools. The Broussard Center for Athletic Training is equipped with the largest hydrotherapy pools in both collegiate and professional sports and is one of the few collegiate training centers with a full-service pharmacy, as well as on-site x-ray room. LSU is also the only school in college athletics with a training room equipped with a full-service vision center. The facility is named in honor of legendary trainer Dr. Martin J. Broussard, who served as LSU's athletic trainer for over four decades.



More Info:

www.lsusports.net/fb/ipix/fbtraining.htm

Want to see the Hydrotherapy Pools? See the IPIX 360° virtual tour of the Training Room on the LSU Athletic Department web site.

LINK


Dr. Martin J. Broussard

LSU's multi-million dollar athletic training facility is named in honor of Dr. Martin J. Broussard, who served as head trainer for the Tigers for over four-decades. Broussard lettered in baseball and track and field at LSU in the mid-1940's winning the SEC broad jump title in 1944 and finishing second in the 220-yard dash. He served as head trainer at Florida and Texas A&M before being appointed to the same position at LSU in 1948 and the legendary Broussard has been an LSU fixture since. Broussard graduated from LSU in 1945 and he received his Master's of Science degree from LSU in 1960 followed by a doctorate in 1967.


"Doc" was also a trainer for the Pan American Games in 1955 and the U.S. Olympic team in 1960, and in 1963 he was named Trainer of the Year by the Rockne Foundation.



Dr. Martin J. Broussard with LSU running back Billy Cannon in 1959.



Championship Basketball



NATIONAL CHAMPIONS

1935

SEC CHAMPIONS

1935

1953

1954

1979

1981

1985

1991

2000

NCAA FINAL FOUR

1953

1981

1986

NIT FINAL FOUR

1970

- 51** First Team All-SEC Selections
- 33** Academic All-SEC Honors
- 7** First Team All-Americans
- 20** Postseason Appearances
- 3** NCAA Final Four Appearances
- 1** NIT Final Four Appearance
- 1** National Title
- 8** Southeastern Conference Titles
- 11** NBA First-Round Draft Picks
- 1** NBA No. 1 Pick
- 2** NBA No. 2 Picks
- 2** NBA No. 3 Picks
- 3** Members NBA at 50 Team
- 2** College National Players of the Year

LSU Cha




1991

National Player of the Year
Shaquille O'Neal



1981


National Coach of the Year
Dale Brown



1970

National Player of the Year
Pete Maravich

Champions



Tigers in the NBA

The LSU basketball program has a lasting legacy in the history of the National Basketball Association and that fact has been well documented by two separate occurrences in the last 10 years.



Jabari Smith



Stromile Swift

First in 1992, Shaquille O'Neal was taken as the first overall pick in the draft by the Orlando Magic. He was the first Southeastern Conference player taken as the top overall pick in the NBA draft.

Then in June 2000, Stromile Swift was taken as the second overall pick in the draft by the Vancouver (now Memphis) Grizzlies. It marked the fifth time a Tiger player had been chosen in the top three picks in the draft, joining Bob Pettit (2nd pick, Milwaukee - 1954), Pete

Maravich (3rd pick, Atlanta - 1970), Chris Jackson (3rd pick, Denver - 1990), and Shaquille O'Neal (1st pick, Orlando-1992).

In all, LSU has had 11 first round NBA draft picks. Others besides O'Neal,

Swift, Pettit, Maravich and Jackson include: 1952 -- Joe Dean, Indianapolis; 1983 -- Howard Carter, Denver; 1985 -- Jerry Reynolds, Milwaukee; 1986 -- John Williams, Washington; 1991 -- Stanley Roberts, Orlando; 1993 -- Geert Hammink, Orlando.

Since 1952, 44 LSU players have been chosen by teams in the NBA draft. Plus there are countless others who have and are presently playing for teams abroad. In all, a total of 26 players have logged regular season minutes in either the NBA or the ABA.

FIRST ROUND DRAFT CHOICES SINCE 1990

1990

Chris Jackson

Denver Nuggets (3rd pick)

1991

Stanley Roberts

Orlando Magic

1992

Shaquille O'Neal

Orlando Magic (1st pick)

1993

Geert Hammink

Orlando Magic

2000

Stromile Swift

Vancouver Grizzlies (2nd pick)

Bob Pettit
Pete Maravich
Shaquille O'Neal

LSU was one of just two colleges to have three players named to the NBA's 50th anniversary team. The three players have all had a profound influence on the pro game, much like their college careers which can be found on pages 195-197 of this book.

In the pro game, Pettit, also named to the league's 25th and 35th anniversary teams was the NBA Rookie of the Year and an 11-time All-Star. He was a four-time All-Star MVP and twice (1956, 1959) league MVP.

Maravich never won an NBA championship, but his magical play dazzled fans and opponents alike. He led the NBA in scoring in 1977 with 31.1 ppg. He averaged over 24 points in 10 NBA seasons.

O'Neal was the first LSU and SEC player to ever be drafted No. 1 by Orlando. He now plays for the L. A. Lakers where he has led the Lakers to the 2000 and 2001 NBA championships and was named the Finals Most Valuable Player both years.

NBA's 50th ANNIVERSARY TEAM



As a former LSU star, Pete Maravich was the draw for New Orleans fans who prized their memories of him from his college days.



Shaquille O'Neal



Bob Pettit

Retired Numbers

The five athletes on this page are the only athletes to have their jerseys retired by LSU. Basketball has retired the No. 23 for **Pete Maravich**, No. 50 for **Bob Pettit, Jr.**, and No. 33 for **Shaquille O'Neal**. Football's only retired jersey is the No. 20 worn by **Billy Cannon**, while baseball retired the No. 15 in honor of longtime coach and current athletic director **Skip Bertman**.

LSU Greats



Bob Pettit, Jr. • #50

Led LSU to its first NCAA Final Four in 1953 and he later became the first player in NBA history to exceed the 20,000-plus point barrier. Pettit is a member of the NBA Hall of Fame and in 1997 he was named as one of the top 50 players in NBA history.



Billy Cannon • #20

One of the true legends of college football in the South, Cannon was the 1959 Heisman Trophy winner that helped the Tigers to the 1958 national title. Cannon's most memorable performance came in 1959 against Ole Miss. The top-ranked Tigers trailed No.3 Ole Miss 3-0 in the fourth quarter when Cannon fielded a punt, broke seven tackles and returned it 89 yards as the Tigers went on to win 7-3. He went on to a successful 11-year professional career.




Pete Maravich • #23

Nicknamed "Pistol Pete," Maravich still holds the NCAA record for career points with 3,667 and for career scoring average with 44.2 points a game. Maravich was selected the National Player of the Year in 1970 after leading the Tigers to the NIT Final Four. He scored 50+ points an amazing 28 times. After LSU he went on to a 10-year professional career and was selected as one of the NBA's 50 greatest players in 1997.



Shaquille O'Neal • #33

Was the first pick in the 1992 NBA Draft. He was named MVP of the league in 2000 and the Finals MVP in 2000, 2001 and 2002 after leading the Los Angeles Lakers to three World Championships. At LSU, O'Neal averaged 21.6 points and 13.6 rebounds for his career, and in 1991, he was named the World's Amateur Athlete of the Year as well as SEC Athlete of the Year and National Player of the Year. In 1997, he was named as one of the top 50 players in NBA history.



Skip Bertman • #15

A legend in the college baseball ranks, Bertman created a dynasty at LSU, guiding the Tigers to five national titles in a 10-year stretch from 1991-2000. He also skippered the United States to a bronze medal at the 1996 Olympics in Atlanta and was an assistant on the gold medal-winning U.S. squad in Seoul, Korea in 1988. Bertman retired from coaching following the 2001 season and is currently the LSU athletic director.



Steve Van Buren

A halfback for the Tigers from 1941-43, Van Buren was an All-SEC selection in 1943, helping LSU to an Orange Bowl victory. An NFL Hall of Famer who enjoyed an eight-year career with the Eagles.



Marie Ferdinand

The eighth pick overall in the 2001 WNBA draft by the Utah Starzz and a 2002 WNBA all-star. A First-Team All-American in 2000-01 and helped the Lady Tigers to the Elite Eight in 2000 and to the NCAA Tournament three times.




Y.A. Tittle

A standout quarterback for the Tigers from 1944-47. Tittle went on to a Hall of Fame NFL career spanning 15 seasons where he was selected NFL MVP on two occasions ('57 and '62).



Ben McDonald

Named National Player of the Year in 1989 and he was later the first player chosen in the Major League Baseball Draft by the Baltimore Orioles.



Jimmy Taylor

Tiger All-American fullback in 1957. Taylor became a Hall of Famer with the Green Bay Packers and was on both Super Bowl winners under Vince Lombardi.




Todd Walker

Capped his LSU career as the SEC's all-time leader in hits, runs, RBIs, and total bases. Walker, who is a member of the All-Time College World Series Team, led LSU to the national title in 1993.



Josh Reed

An All-American, Reed re-wrote both the LSU and SEC record books. The winner of the Biletnikoff Award in 2001, Reed finished his career with an SEC record 3,001 yards receiving.



David Toms

The two-time SEC Player of the Year, Toms has gone on to a successful career on the PGA Tour. Among his PGA Tour victories was a thrilling win at the PGA Championship in August of 2001.




Esther Jones

A 21-time All-American while at LSU. Won a gold medal in the 4x100 meter relay team in Barcelona in 1992.



Walter Davis

A track Olympian in 2000, Davis helped LSU to national titles in 2001 and 2002. The SEC Male Athlete of the Year in 2002, he won six NCAA titles and earned a school-record nine All-America honors.



Peta-Gaye Dowdie

A 19-time track All-American. Dowdie was a member of three NCAA Championship teams during her time at LSU and went on to compete for her native Jamaica at the 2000 Sydney Olympics.



Pat Henry

Has led the LSU track and field program to 23 national championships and 19 SEC titles. The only coach to win both men's and women's titles in the same year.

While LSU continues to make its mark on the playing field, winning **38 national titles** the state's flagship University continues to be a breeding ground for some of the **greatest minds** in the world past and present.

Prominent LSU Alumni



Mary L. Landrieu

Became the first woman from Louisiana elected to a full term in the United States Senate in 1997.



Dr. James Andrews

A world-renowned orthopedic surgeon. Andrews is a 1963 graduate of LSU and a 1967 graduate of LSU Medical School. While at LSU, Andrews won the SEC indoor and outdoor titles in the pole vault.



Reinosuke Hara

Researched at LSU in the 1950s and then later received the honorary Doctorate of Science degree from LSU in 1992. Currently is Vice-Chairman of Seiko Instruments.



Harry Longwell

graduated from LSU in 1963 with a Bachelor's degree in Petroleum Engineering and currently is Executive Vice President of ExxonMobil.




Carlos Roberto Flores

Currently president of Honduras, a position to which he was elected in 1997. Flores is married to the former Mary Carol Flake, also an alumnus of LSU.



Jim Flores

Graduated from LSU and currently is the Vice Chairman of Ocean Energy, the World's Leader in Oil Exploration, based in Houston, Texas.



Shaquille O'Neal

Three-time NBA champion and 2000 league MVP Shaquille O'Neal joined the long list of prominent LSU alumni when he earned his degree in General Studies in December 2000.



Kevin Faulk

Excelled in both the classroom and on the playing field as he graduated in just 3 years. Faulk is currently a member of the 2002 Super Bowl Champion New England Patriots.

OTHER NOTABLE ALUMNI

- **Elizabeth Ashley**, actress
- **John Ed Bradley**, novelist and Sports Illustrated writer.
- U.S. Senator **John Breaux**
- **Bill Conti**, Academy Award-winning Hollywood composer
- **Max Faget**, a graduate of LSU in the 1940's, has often been called the "Father of Manned Spacecraft." Faget, LSU's Alumnus of the Year, designed the Gemini and Mercury spacecraft both of which served a significant role in America's quest to put a man on the moon.
- Current **Louisiana Governor Mike Foster** graduated from LSU with a Bachelor's degree in 1952.
- **Julie Giroux**, Emmy Award-winning composer
- **Eddie Jones**, a 1963 graduate of LSU in accounting, Jones is currently the **President/Chief Operating Officer of the Miami Dolphins**. In 2001 he was selected to the LSU Alumni Hall of Distinction.
- A journalism graduate from LSU in 1966, **Thomas O. Ryder** is Chairman of the Board of the American Express Publishing Corporation.
- **Dolores Spikes**, president of the University of Maryland-Eastern Shore
- **Joanne Woodward**, Academy Award-winning actress.
- Seven **LSU** petroleum engineering alumni are **heads of major oil companies**.




Lod Cook

Graduated from LSU with a bachelor's degree in Mathematics in 1955 and then earned his Master's degree in Petro Engineering in 1955. Cook served as **CEO of ARCO** for nine years. He later served as co-chairman of Global Crossing.



James Carville

Received both a Bachelor's degree and Law degree from LSU. Carville gained fame in the 1990's as the **chief campaign strategist for Bill Clinton and Al Gore**. Carville also penned a best-selling memoir titled **All's Fair: Love, War and Running for President**.



National Exposure



LSU is one of the most widely recognized programs on the national forefront. It is among the most frequently-covered programs in the nation, while also being the largest media draw in the state of Louisiana. With its constant national visibility, millions of college basketball fans throughout the country see, read and hear about LSU basketball on a daily basis.





Barry Booker and Dave Neal call the action on SEC-TV.



Larry Conley (left) and Brad Nessler preview an SEC game for the Tigers on ESPN.






Through the years LSU has graced the covers of Sports Illustrated. Pete Maravich, Chris Jackson and Shaquille O'Neal all graced the covers when they were the premier college plays of their era.



Left: LSU's Ronald Dupree graced the cover of the 2001 Athlon College Basketball magazine.





LSU in New Orleans



The Tigers returned to New Orleans for the first time since 1994 in December 1999 and upset nationally ranked Oklahoma State in what then the new renewal of the Nokia Sugar Bowl Classic in the New Orleans Arena. That night, a Sugar Bowl record of 12,341 was on hand to cheer the Tigers to victory.

In three years as host, LSU has a 2-1 record and the Tigers will return to the Arena for the fourth straight year to take part in the Classic on Saturday, Dec. 28. LSU will face Tulane for the first time in 20 years in the second game of a doubleheader. Mississippi State and Oklahoma will meet in the opening game at Noon with LSU and Tulane to play at 2:30 p.m. Fox Sports and SEC-TV will televise both games.

LSU and Tulane will play next season as well in the Assembly Center, while LSU and the city's other major col-

lege team, UNO, will complete a three-game series December 30 in the Assembly Center.

When you say New Orleans and Tiger basketball, fans still talk about the big attendance promotions that LSU sponsored in the Louisiana Superdome in the 1980s and early 1990s. Now in this new venue, LSU is again part of the attendance record for the Sugar Bowl basketball.

Three times since Jan. 1988, LSU has defeated teams ranked in the top three in New Orleans, once at the Superdome and twice at Lakefront Arena:

NEW ORLEANS NOTES

- The 1989 game with Georgetown drew what still is the **largest turnstile attendance** in the history of the sport for a regular season event – **54,321**
- The 1990 game with Notre Dame still ranks as the **largest paid attendance** for a regular season game – **68,112**. The game was a “Hoops to Help” benefit for the homeless, co-sponsored by Comic Relief.
- LSU has won **21 of its last 25 games** in New Orleans and is **16-4** in the Superdome/New Orleans Arena venues. In all, the Tigers are **78-59** in games played in New Orleans since 1911.

- **Jan. 11, 1998**, Lakefront Arena – LSU 84, Oklahoma 77. The Sooners were the No. 1 team in the country, but LSU shot 60.4 percent from the field as Jose Vargas had 30 points to lead LSU.

- **Jan. 28, 1989**, Louisiana Superdome – LSU 82, Georgetown 80. Probably one of the biggest days in LSU history. A record regular season actual crowd of 54,321 and a national television audience looked on in amazement as the under-manned Tigers knocked off the second-ranked Hoyas. It was Ricky Blanton's layup with one second to play that was the difference.

- **Dec. 11, 1993**, Lakefront Arena – LSU 71, Oklahoma 68. Again on national television, the third-ranked Cowboys fell at Lakefront. LSU had a five-point lead at the half and neither team led by more than four in the second half.



The Southeastern Conference

Throughout the history of men's college basketball, the Southeastern Conference has captured eight NCAA Championships and three NIT titles putting the SEC as one of the nation's top basketball conferences.

The SEC has another solid season in 2001-02, advancing at least half of the SEC's member institutions to the postseason for the 24th consecutive year.

NCAA SUCCESS SINCE 1990

The decade of the 1990s began a successful ride for the SEC in the NCAA Tournament.

Since 1990, the SEC has emerged as the nation's toughest basketball conference from top to bottom. The league has produced three national championships (Arkansas in 1994, Kentucky in 1996 and 1998) and nine Final Four appearances. Twice the SEC had two teams in the Final Four in the same year (Arkansas and Florida in 1994 and Kentucky and Mississippi State in 1996).

The SEC boasted six straight Final Four appearances (1993-98) with five straight appearances in the national championship game (1994-98).

2002 NCAA TOURNAMENT

The SEC closed out last season with five wins in the 2002 NCAA Tournament. The SEC did not have a team reach the Final Four for just the third time in the last 10 years when Kentucky was eliminated in the Sweet 16.

2002 also marked the 13th straight year the SEC had at least one team advance to the Sweet 16 and the second time in 10 years that the conference did not have a team advance to the Elite Eight.

EVERYBODY DANCE

Every team in the SEC has made at least one NCAA Tournament appearance in the last six editions of the "Big Dance," which shows the balance in the league over the past few seasons.

SPREADING THE WEALTH

Since the 1980-81 season, each of the 12 SEC schools has captured either an SEC divisional, overall or tournament title and 11 different schools have won or shared the SEC Championship since the league's inception in 1933.



SEC TOPS IN POSTSEASON BIDS ... AGAIN!

With 18 postseason bids for men's and women's basketball, the SEC once again leads the nation in postseason appearances in the NCAA and NIT tournaments. The SEC set the record with 19 bids in 1999 and again last season. This marks the seventh time in the last eight years the SEC has been at the top among the conferences in postseason bids. Both the SEC men's teams and women's teams garnered 9 bids each this season.

SIX TEAM DANCING AGAIN

The SEC tied its conference record for NCAA Tournament bids this season with six bids for the fourth straight season, tied with the Big 12, Big East and Pac-10 in number of bids for the 2002 NCAA Tournament. The league was tied the record set in 1987 that was again accomplished in 1999, 2000 and 2001.

FIRST ROUND SUCCESS

The SEC was 4-2 this year in the first round of the NCAA Tournament to extend its four-year first-round record to 18-6.

In 1999, the SEC dispelled the first-round jinx that had loomed over the league in the 1997 and 1998 NCAA Tournaments as all six league teams earned opening round wins. The perfect 6-0 record set the standard as the SEC became the first conference to have six teams win their first round games in the same season.

POLL WORTHY

The SEC is the only conference in the nation to have all of its teams ranked at least one week in the Associated Press top 20 (excluding preseason polls) since 1997-98. Simply stated, every SEC team has been a top 20 team nationally at one point in the last five seasons.



Administration Athletic Administration Building

Athletic Facilities



Pete Maravich Assembly Center



Tiger Stadium



Tiger Park



LSU Natatorium



LSU Soccer Park



W.T. "Dub" Robinson Stadium



Bernie Moore Track Stadium



Alex Box Stadium




Tiger Girls • Cheerleaders



2002-03 Tiger Girls - The popular men's basketball dance group is in its sixth year of performing at the Assembly Center. The Tiger Girls won the 2000 National Dance Team Championship.

Front Row (l to r): Jamie Montegut, Ashley Landry, Erin Dauterive, Amy Landry, Denise Dicharry.
Middle Row (l to r): Julie Arbo, Ronnie Buke, Kelli Alford, Kelly Zeringue, Lindsey Miller, Kami Moore.
Back Row (l to r): Tiger Girls Coach Stephanie Whitaker, Jenna Hatty, Janeen Bridges, Megan Lucy, Deanna Gillen, Claire Hatty, LSU Spirit Coordinator Pauline Zernott.



2002-03 Tiger Cheerleaders - The Tiger Cheerleaders are routinely among the tops in the country in annual competitions, having placed in the top five two of the last three years.

Front Row (l to r): Erin Harris, Jennifer Arton, Kerri Chatelain, Brittany Arbour, Lauren Keller, Amy DuBois, Amanda Brown, Lacey Shaffett.
Second Row (l to r): Sarah Newchurch, Michelle Brabham, Nicole Curtis, Michelle Soileau, Kelley Walker, Melanie Stephens, Kalie Cain, Amanda Newport, Natalie Cohn, LSU Spirit Coordinator Pauline Zernott.
Third Row (l to r): Brandon Sullivan, Brandon Dunnigan, Nathan Boudreaux, Jerrod Lottinger, Jason Amadeo, Aaron Schneck, Jonathon Bailey, Adam Polozola, LSU Cheerleading Coach Kim LeBoeuf.
Back Row (l to r): Frederick Billizon, Charles Hernandez, Scotty Brown, Andy Perry, Josh Ott, Derrick Townsend, Steward Messer, Matt Treuting.



T
I
G
E
R
S

Player Prospectus



Ronald Dupree

2002-03 OUTLOOK

To have success, a team must have people familiar with the system and who have had success in the system. More than ever, the 2002-03 LSU basketball team is a team that has players who know the system and know what success in the system can mean.

This year's team has four returning starters and best of all, these starters have all won an SEC Division title, won an SEC title, advanced to the both the second round of the NIT and the Sweet 16 of the NCAA Tournament during their careers. As a group, they join LSU Coach John Brady in making this a big going away season.

As much as the total career gives the players confidence, the last 11 games of the 2002 season left a good taste in everyone's mouth and made the players on the team realize how their hard work can pay off. LSU won seven of its last 11 games and was minutes away from advancing to the finals of the SEC Tournament. In the NIT, the Tigers upset Iowa in Iowa City and then came home to the largest actual crowd in over two years.

LSU basketball was popular again and full of promise for the future. Adding to the returning players comes a strong inside and outside presence as part of the recruiting class, the end of sanctions and the chance to have a full compliment of 13 scholarship players.

If that wasn't enough, the national media began to notice as LSU was ranked 40th in the summer Sizzlin' 50 of ESPN.com. Others were beginning to notice what LSU fans discovered at the end of last season. This year's Tiger squad could be the one to again challenge for a lot of success during the course of the 2003 campaign.

RETURNING STARTERS

| NO. | NAME | HT. | WT. | CL. | EXP. | PPG | RPG | APG |
|-----|-------------------|-----|-----|-----|------|------|-----|-----|
| 12 | Ronald Dupree | 6-7 | 210 | Sr. | 3VL | 16.2 | 8.5 | 2.1 |
| 41 | Collis Temple III | 6-7 | 215 | Sr. | 3VL | 13.4 | 6.0 | 2.2 |
| 3 | Torris Bright | 6-4 | 195 | Sr. | 3VL | 13.4 | 3.8 | 3.8 |
| 54 | Brad Bridgewater | 6-8 | 250 | Sr. | 3VL | 6.7 | 3.9 | 0.3 |

LSU has four starters back this season, three of which started almost every game a year ago and a multi-year starter until an ankle injury slowed his season.

Torris Bright has been the point guard for the Tigers for the last three seasons. He enters his senior year off his best scoring season, averaging 13.4 points per game while averaging 3.89 assists per game. Bright had 27 double figure scoring games, including 10 of the last 11 games. He has been the floor general for the Tigers since he arrived and he has over time adjusted his scoring game with his ability to run the offense to provide a nice blend for the LSU team.

Ronald Dupree has had two seasons that any player would

love to have. Again, he was one of the leaders in the league in scoring and rebounding, averaging team bests of 16.2 points per game and 8.5 rebounds per game. His high-flying ability has kept LSU in much games over his career as he has constantly battled players must bigger in the SEC. He has earned second-team All-SEC honors the past two seasons and looks to put a first-team All-SEC certificate on his mantle for his senior season.

Brad Bridgewater showed that with hard work a player could successfully come back from a serious knee injury. Bridgewater started 31 of 34 games a year ago, averaging 23 minutes a game, 6.7 points and 3.9 rebounds a game. While the Tigers have added some inside experience, Bridgewater's abilities will still earn him considerable playing time this season.

That **Collis Temple** averaged 13.4 points per game and six rebounds says a lot for his toughness in a season bothered by a severe ankle problem that eventually ended his season early after playing just 21 games. Temple remains one of the most improved players from start to this point in his LSU career and the personable senior would like nothing better than to finish his senior season off in style.


RETURNING LETTERWINNERS

| NO. | NAME | HT. | WT. | CL. | EXP. | PPG | RPG | APG |
|-----|------------------|-----|-----|-----|------|------|-----|-----|
| 42 | Antonio Hudson | 6-4 | 197 | So. | 1VL | 10.3 | 3.3 | 1.6 |
| 44 | Thomas Davis | 6-8 | 215 | Sr. | 1VL | 4.1 | 2.3 | 0.2 |
| 10 | Charlie Thompson | 6-1 | 180 | Jr. | 2VL | 1.5 | 0.6 | 1.2 |
| 22 | Xavier Whipple | 6-2 | 175 | So. | 1VL | 0.8 | 0.7 | 0.7 |

When Collis Temple was forced to miss time because of his injury, it gave then freshman **Antonio Hudson** a chance to experience starting in college and that will do nothing but help him as he prepares for this year. Hudson had 16 starts a year ago and averaged 10.4 points a game. He proved especially valuable late in the season, earning a spot on the SEC All-Tournament team, the first LSU player to make it since 1993.

Thomas Davis improved as the season went on and provided some important backup minutes in his 26 games he appeared in. He will need to continue to improve his skills in order to continue to get valuable minutes this coming year.

He walked on from Lake Charles, but after two seasons, **Charlie Thompson** is on scholarship for his junior season. The



Collis Temple

scrappy Thompson provided valuable relief minutes at guard for the Tigers and helped two years in a row win games at the Maravich Assembly Center against Ole Miss. Although there is more competition at the guard spot this season, Thompson should still get his minutes because of his solid work ethic.

Xavier Whipple rounds out the returning scholarship letter-winners from a year ago. Whipple saw action in 18 games during the season and will be called upon to again back up the guard positions where needed.

| NEWCOMERS | | | | | |
|-----------|------------------|------|-----|-----|--|
| NO. | NAME | HT. | WT. | CL. | NOTES |
| 34 | Mildon Ambres | 6-5 | 210 | Fr. | Opelousas Star |
| 20 | Tim Bush | 6-6 | 240 | Fr. | Did not play in 2001-02 |
| 1 | Tony Gipson | 6-2 | 180 | So. | Quick, younger brother of Teddy Gipson |
| 51 | Shawnsen Johnson | 6-9 | 240 | Jr. | Defensive talent, red shirted 2001-02 |
| 14 | Jaime Lloreda | 6-9 | 240 | Jr. | National JC Player of the Year |
| 23 | Darrel Mitchell | 5-11 | 178 | Fr. | State's Mr. Basketball from St.Martinville |
| 21 | Courtney Trask | 6-3 | 177 | Jr. | Solid player transferred from Memphis |

The Tiger newcomers provide needed depth and stability at all positions this season for LSU and give the Tiger coaching staff many options to choose from in game situations.

Mildon Ambres is on the team after a strong prep career at Opelousas High School where he earned honorable mention all-state honors. He averaged 18.5 points per game and 12.1 rebounds and at 6-5 can play both big guard and small forward positions.

In **Jaime Lloreda**, the Tigers have the National Junior College Player of the Year for the second time in the Brady era, joining Lamont Roland (who played 1999-01). Lloreda is part of a strong inside presence that LSU brings to the court this season after leading Dixie State College in Utah to a 34-3 record and an NJCAA National Championship. The two-time All-American averaged 20.5 points, 9.5 rebounds with 67 blocks and 54 steals last season.

Tim Bush was at the top of some recruiting magazine's list of Louisiana state players after a strong summer following his junior year at Shaw. He was the MVP of the 2001 Michael Jordan camp in California and among the top 10 prospects in the Great American 2001 Shootout. He did not play his senior year and will look to regain his skills at LSU.

After starting 36 games over two seasons at Memphis, **Courtney Trask** returns home after sitting out last season. He practiced with the team during the 2001-02 campaign giving him knowledge of the John Brady system. He was a member of Conference USA's all-freshman team at Memphis, averaging 9.4 points and 4.6 assists.

Shawnsen Johnson at one time was battling former Tiger he was a prep star at Green Oaks High School in Shreveport. After two good years at Lee Junior College where he was a solid defensive presence, he came to LSU in January 2002, and has learned the system while showing he could be a defensive stopper to help LSU inside during the 2002-03 season.

Darrel Mitchell earned Mr. Basketball honors from the state sports writers while playing basketball for his father at St. Martinville. With averages of 24.6 points, 3.3 assists and 3.9 rebounds, he brings a wealth of talent to the Tiger team and will be a big addition to the depth at the guard positions.

The name of Gipson from Farmerville is familiar because of the play of Teddy Gipson during his years at Arkansas. Now **Tony Gipson** comes to LSU after a year at Panola Junior College and

word is his quickness will be something to watch for in the coming years at LSU. In his freshman year in junior college, he averaged 25 points per game.

Also returning to the team are three walk-ons who did not see any action this past season: **Brian Green** (a three-year letterman who was out all season with injury) along with redshirt freshmen **Josh Maravich** and **Paul Wolfert** who practiced with the team all during the 2001-02 season.



THE COACHES

Coach John Brady is back for his sixth season at LSU, but for the first time will not have Kermit Davis, Jr., sitting to his right on the bench as Davis has taken the head coaching job at Middle Tennessee. But Brady didn't wait long to reshape his staff, promoting Assistant Coach Butch Pierre to Associate Head Coach.

He then brought in Rickey Broussard, the head coach at Nicholls State, to fill the position. Broussard brings a world of experience as a recruiter and a coach with NCAA Tournament experience that will blend in perfectly with Brady, Pierre and Michael Giorlando.

THE SCHEDULE

The Tigers will have a couple of extra home games this season as hosts of an exempt tournament – the Hispanic College Fund Classic – set for Nov. 22 and Nov. 24. The games are situated on a Friday and Sunday around the Nov. 23 Ole Miss football game. In the tournament, LSU will face Nicholls State in the opening round, former Tiger Rickey Blanton's debut game as head coach. Southern of Baton Rouge and South Alabama will make up the rest of the tourney field.

The Tigers will also have a nationally televised Dec. 21 game with Arizona in the final game of the series in which the home team has won each of the first five matchups. Also featured on the non-conference schedule, another game in the highly entertaining Houston series at the Assembly Center, a trip to Houston to play Texas A&M in Reliant Stadium as part of a basketball tripleheader and the first meeting with Tulane in 20 years. The Tigers and Green Wave will meet in the second half of the annual Sugar Bowl Basketball Classic doubleheader in the New Orleans Arena.

The Tigers in the SEC will face all five Western Division teams home and away and get three teams in Baton Rouge from the East, South Carolina, Vanderbilt and Florida, who will be in for a nationally televised game on ESPN. The Tigers game at Georgia to open the conference season will be carried on CBS and the Tigers will make multiple appearances on both JP Sports and SECTV.

OVERVIEW

The Tigers finish last season, advancing to the second round of the NIT, left people with a great deal of optimism and excitement about the future of the program. That John Brady or any coach could take a team to two post-season tournaments while under severe scholarship limitations says volumes about where the program is after five seasons. Now able to recruit again at the same pace as other members of the league and with a strong group of returning players and talented newcomers, it appears the 2002-03 season has the chance to be one for LSU fans to enjoy.

Tigers



54

6-8 * 268 * Senior
Forward
New Roads,La.
Pointe Coupee Central HS

Career Highs

Points: 16, vs. Houston, 12-20-01

Rebounds: 10, vs. Nicholls State, 12-30-01

FGM: 8, vs. Houston, 12-20-01

FGA: 11, twice

3-PT FGM: 0

3-PT FGA: 0

FTM: 4, vs. Tennessee, 1-30-02

FTA: 6, vs. Auburn, 1-19-02

Assists: 2, three times

Blocks: 2, three times

Steals: 2, vs. Tennessee, 1-30-02

Highest Scoring Games

1. 16 - Houston, 12-20-01
2. 14 - Georgia (SECT), 3-08-02
3. 13 - Auburn, 1-19-02
4. 12 - Towson, 11-28-01
4. 12 - At Vanderbilt, 2-06-02
6. 11 - At New Orleans, 12-18-01
7. 10 - Southern, 11-19-01
7. 10 - At Ole Miss, 1-23-02
7. 10 - Georgia, 2-23-02
10. 9 - At Auburn, 3-02-02

B R A D

Bridgewater

Graduated July 2002, General Studies

Played in all 34 games, starting 31 for LSU just one year after undergoing surgery for a torn ACL ... Continued to improve with the best stats of his three years.



JUNIOR SEASON (2001-2002)

Finished the season with career-best averages of 6.7 points per game and 3.9 rebounds per game ... Had the first starts of his career in his junior season, averaging 23.0 minutes per game ... Made 54.7 percent of his field-goal attempts (104-of-190) ... Second on the team with 18 blocked shots ... Had nine double-figure scoring games ... High of 16 points on Dec. 20 against Houston, hitting 8-of-11 field goal attempts ... Hit 6-of-7 field goal attempts, including a late game-clinching dunk, to defeat Georgia in the quarterfinal round of the SEC Tournament (March 8) ... Best rebound effort was the 10 rebounds against Nicholls State on Dec. 30 ... Against Auburn on Jan. 19, he scored LSU's first seven points as the Tigers raced to a 20-4 lead and finished with 13 points and seven boards (five offensive) ... The Nov. 17 Campbell game to open the 2001-02 season was the first official game he played in since he played four minutes against Wisconsin in the NCAA Sweet 16 game in 2000.

REDSHIRT JUNIOR SEASON (2000-2001)

Tore his left ACL on Oct. 31, while working out with the team ... Surgery and rehab put him on the shelf for the entire year, but he was allowed to use his redshirt year.

SOPHOMORE SEASON (1999-2000)

Played in 26 games, averaging 7.0 minutes, 1.7 points and 1.2 rebounds per game ... In SEC play, averaged 7.6 minutes in 12 of the 16 games ... Bridgewater was 4-for-4 from the floor in scoring his season high against Georgia (eight points, Jan. 19) and was 11-of-19 from the field in the 12 SEC games during the regular season ... Had six points in the Nov. 20 season opener against Grambling State ... Came off the bench to play 16 minutes and hit 3-of-4 shots and score six points in the NCAA Tournament Second Round game against Texas (March 18) ... Made 48 percent of his field-goal attempts during the season ... In Italy, during the summer tour, averaged 7.8 points and 4.4 rebounds per game in the five contests.

BRIDGEWATER'S CAREER TOTALS

| YEAR | G/GS | MIN. | FG/FGA | FG% | FG/FGA | FG% | FT/FTA | FT% | REB-AVG | PF/D | AST | TO | BLK | STL | PTS-AVG |
|---------------|--------------|-------------|----------------|-------------|------------|-------------|--------------|-------------|----------------|--------------|-----------|-----------|-----------|-----------|----------------|
| 1998-99 | 24-0 | 176 | 21-52 | .404 | 0-0 | .000 | 7-13 | .538 | 43-1.8 | 30-1 | 4 | 15 | 6 | 2 | 49-2.0 |
| 1999-00 | 26-0 | 181 | 21-43 | .488 | 0-0 | .000 | 3-7 | .429 | 32-1.2 | 18-0 | 3 | 14 | 6 | 5 | 45-1.7 |
| 2001-02 | 34-31 | 781 | 104-190 | .547 | 0-0 | .000 | 19-40 | .475 | 133-3.9 | 94-4 | 12 | 36 | 18 | 17 | 227-6.7 |
| Totals | 84-31 | 1138 | 146-285 | .512 | 0-0 | .000 | 29-60 | .483 | 208-2.5 | 142-5 | 19 | 65 | 30 | 24 | 321-3.8 |



FRESHMAN SEASON (1998-99)

Played in 24-of-27 games, averaging 7.3 minutes per contest ... Averaged 2.0 points per game and 1.8 rebounds per game ... Had six blocks and made 40.4 percent of field goal attempts (21-of-52) ... Scored in 12-of-24 games ... Hit 3-of-4 field goal attempts in opener against Texas Pan American (Nov. 16), scoring six points in nine minutes ... Season best was seven points and seven rebounds against Prairie View (Dec. 16) in an 11-minute stretch ... Also scored six points at home against Arkansas (Jan. 2) and again versus Auburn (Jan. 9).

PRE-LSU

Played football, basketball and track at Pointe Coupee Central ... Played tight end and defensive end for three years, was a sprinter and field performer for four years in track and field and lettered two years at center in basketball for Coach George Colbert ... Named Honorable Mention All-State in basketball and All-Parish ... Finished fourth in the state track meet in the triple jump ... In hoops, averaged 20 points, 10 rebounds, four assists and seven blocks a contest ... Averaged 25 points in district play ... Also participated in the Louisiana High School Coaches Association All-Star game at the Maravich Assembly Center, scoring six points with six rebounds in 13 minutes.

PERSONAL

Full name is Brad Elliott Bridgewater ... Parents are Kevin and Debra Bridgewater ... Born June 22, 1980 ... Two younger brothers, Kevin, Jr., and Brian; and one sister, Kayla ... Majoring in Arts & Sciences ... To relax likes to watch television or listen to music ... Favorite music is rhythm and blues and enjoys Boyz II Men ... Favorite athlete is Michael Jordan.

BRIDGEWATER'S GAME-BY-GAME TOTALS

2001-02

| Opponent | Min. | FG | 3FG | FT | REB. | PF/D | A | TO | BLK | STL | PTS |
|------------------|------------|----------------|------------|--------------|------------|-------------|-----------|-----------|-----------|-----------|------------|
| Campbell | 14 | 1-1 | 0-0 | 0-0 | 4 | 2-0 | 0 | 3 | 1 | 0 | 2 |
| Southern | 21 | 5-8 | 0-0 | 0-2 | 4 | 2-0 | 0 | 4 | 0 | 0 | 10 |
| Vs. Weber State | 22 | 3-6 | 0-0 | 0-0 | 4 | 4-0 | 0 | 0 | 1 | 0 | 6 |
| At Hawaii-Hilo | 14 | 1-3 | 0-0 | 2-2 | 3 | 3-0 | 0 | 1 | 0 | 1 | 4 |
| Vs. Mercer | 18 | 3-8 | 0-0 | 0-1 | 3 | 2-0 | 0 | 0 | 0 | 0 | 6 |
| Towson | 18 | 6-11 | 0-0 | 0-0 | 4 | 1-0 | 0 | 0 | 0 | 1 | 12 |
| Northwestern St. | 13 | 2-3 | 0-0 | 0-0 | 2 | 0-0 | 0 | 1 | 0 | 0 | 4 |
| La.Lafayette | 12 | 1-3 | 0-0 | 0-0 | 2 | 4-0 | 0 | 1 | 0 | 1 | 2 |
| McNeese St. | 7 | 0-2 | 0-0 | 2-2 | 1 | 1-0 | 0 | 0 | 0 | 0 | 2 |
| At New Orleans | 28 | 5-7 | 0-0 | 1-2 | 5 | 4-0 | 0 | 1 | 1 | 1 | 11 |
| Houston | 29 | 8-11 | 0-0 | 0-0 | 4 | 3-0 | 0 | 0 | 2 | 1 | 16 |
| Vs. Miami | 31 | 4-7 | 0-0 | 0-0 | 5 | 1-0 | 1 | 0 | 1 | 1 | 8 |
| Nicholls State | 25 | 3-5 | 0-0 | 1-2 | 10 | 2-0 | 0 | 5 | 0 | 0 | 7 |
| At Alabama | 14 | 1-2 | 0-0 | 0-0 | 1 | 5-1 | 0 | 0 | 0 | 0 | 2 |
| Arkansas | 16 | 1-1 | 0-0 | 2-2 | 0 | 1-0 | 0 | 1 | 0 | 1 | 4 |
| At Florida | 25 | 3-7 | 0-0 | 0-0 | 3 | 2-0 | 1 | 0 | 0 | 2 | 6 |
| Auburn | 27 | 5-7 | 0-0 | 3-6 | 7 | 3-0 | 1 | 1 | 0 | 0 | 13 |
| At Ole Miss | 25 | 5-8 | 0-0 | 0-2 | 5 | 4-0 | 2 | 0 | 1 | 1 | 10 |
| At Miss.State | 23 | 4-7 | 0-0 | 0-2 | 0 | 4-0 | 0 | 2 | 0 | 0 | 8 |
| Tennessee | 23 | 0-2 | 0-0 | 4-4 | 6 | 2-0 | 0 | 1 | 1 | 2 | 4 |
| Alabama | 24 | 3-8 | 0-0 | 0-2 | 0 | 1-0 | 1 | 0 | 0 | 1 | 6 |
| At Vanderbilt | 19 | 6-8 | 0-0 | 0-3 | 4 | 3-0 | 0 | 2 | 1 | 0 | 12 |
| Kentucky | 20 | 2-6 | 0-0 | 0-0 | 4 | 1-0 | 0 | 1 | 1 | 1 | 4 |
| Miss.State | 25 | 3-5 | 0-0 | 1-2 | 8 | 5-1 | 1 | 1 | 0 | 1 | 7 |
| At Arkansas | 30 | 1-2 | 0-0 | 0-0 | 6 | 4-0 | 1 | 1 | 0 | 0 | 2 |
| At S. Carolina | 35 | 3-7 | 0-0 | 0-0 | 7 | 4-0 | 1 | 0 | 1 | 0 | 6 |
| Georgia | 31 | 5-6 | 0-0 | 0-0 | 3 | 3-0 | 1 | 4 | 1 | 0 | 10 |
| Ole Miss | 22 | 1-4 | 0-0 | 0-0 | 3 | 2-0 | 0 | 0 | 2 | 1 | 2 |
| At Auburn | 32 | 4-7 | 0-0 | 1-3 | 4 | 4-0 | 0 | 1 | 1 | 0 | 9 |
| Vs. Vanderbilt | 21 | 1-3 | 0-0 | 0-0 | 3 | 3-0 | 0 | 1 | 2 | 0 | 2 |
| Vs. Georgia | 35 | 6-7 | 0-0 | 2-2 | 7 | 0-0 | 0 | 1 | 0 | 0 | 14 |
| Vs. Miss.State | 21 | 2-5 | 0-0 | 0-0 | 4 | 5-1 | 0 | 2 | 0 | 1 | 4 |
| At Iowa | 5 | 2-6 | 0-0 | 0-0 | 3 | 5-1 | 2 | 0 | 1 | 0 | 4 |
| Ball State | 26 | 4-7 | 0-0 | 0-1 | 4 | 4-0 | 0 | 1 | 0 | 0 | 8 |
| Totals | 781 | 104-190 | 0-0 | 19-40 | 133 | 94-4 | 12 | 36 | 18 | 17 | 227 |

Tigers

1999-2000

| Opponent | Min. | FG | 3FG | FT | REB. | PF/D | A | TO | BLK | STL | PTS |
|-------------------|------------|--------------|------------|------------|-----------|-------------|----------|-----------|----------|----------|-----------|
| Grambling St. | 14 | 3-4 | 0-0 | 0-0 | 5 | 1-0 | 0 | 1 | 0 | 1 | 6 |
| SE Louisiana | 6 | 1-3 | 0-0 | 0-0 | 1 | 0-0 | 0 | 0 | 0 | 0 | 2 |
| Vs. Oakland | 3 | 0-0 | 0-0 | 0-0 | 0 | 0-0 | 0 | 0 | 0 | 0 | 0 |
| Vs. Wyoming | 8 | 1-7 | 0-0 | 1-1 | 3 | 1-0 | 0 | 0 | 0 | 0 | 3 |
| Tenn.-Martin | 7 | 0-0 | 0-0 | 0-0 | 1 | 2-0 | 0 | 0 | 1 | 0 | 0 |
| Sam Houston St. | 8 | 0-0 | 0-0 | 0-0 | 1 | 0-0 | 0 | 0 | 0 | 0 | 0 |
| Vs. Centenary | 2 | 1-1 | 0-0 | 0-0 | 0 | 0-0 | 0 | 0 | 0 | 0 | 2 |
| Nicholls State | 2 | 1-1 | 0-0 | 0-2 | 2 | 0-0 | 0 | 0 | 0 | 0 | 2 |
| Howard | 4 | 0-0 | 0-0 | 2-2 | 1 | 0-0 | 0 | 1 | 0 | 1 | 2 |
| Alabama | 4 | 1-2 | 0-0 | 0-0 | 1 | 1-0 | 0 | 0 | 0 | 0 | 2 |
| Tennessee | 15 | 1-1 | 0-0 | 0-0 | 3 | 0-0 | 1 | 1 | 1 | 0 | 2 |
| At Florida | 11 | 1-1 | 0-0 | 0-0 | 0 | 0-0 | 0 | 1 | 1 | 0 | 2 |
| Georgia | 14 | 4-4 | 0-0 | 0-0 | 2 | 1-0 | 1 | 2 | 0 | 0 | 8 |
| Arkansas | 6 | 0-2 | 0-0 | 0-0 | 1 | 0-0 | 0 | 1 | 1 | 0 | 0 |
| Arizona | 7 | 0-1 | 0-0 | 0-0 | 0 | 2-0 | 0 | 1 | 1 | 0 | 0 |
| At Alabama | 4 | 0-1 | 0-0 | 0-0 | 0 | 1-0 | 1 | 1 | 0 | 1 | 0 |
| Auburn | 11 | 1-1 | 0-0 | 0-0 | 1 | 2-0 | 0 | 1 | 0 | 1 | 2 |
| Kentucky | 10 | 0-2 | 0-0 | 0-0 | 1 | 0-0 | 0 | 2 | 0 | 1 | 0 |
| At Ole Miss | 9 | 2-3 | 0-0 | 0-2 | 2 | 1-0 | 0 | 1 | 1 | 0 | 4 |
| At South Carolina | 2 | 0-1 | 0-0 | 0-0 | 0 | 1-0 | 0 | 0 | 0 | 0 | 0 |
| At Auburn | 3 | 1-1 | 0-0 | 0-0 | 1 | 1-0 | 0 | 0 | 0 | 0 | 2 |
| Ole Miss | 2 | 0-0 | 0-0 | 0-0 | 0 | 0-0 | 0 | 0 | 0 | 0 | 0 |
| Vanderbilt | 4 | 0-1 | 0-0 | 0-0 | 2 | 1-0 | 0 | 0 | 0 | 0 | 0 |
| Vs. SE Missouri | 5 | 0-1 | 0-0 | 0-0 | 1 | 0-0 | 0 | 0 | 0 | 0 | 0 |
| Vs. Texas | 16 | 3-4 | 0-0 | 0-0 | 3 | 2-0 | 0 | 1 | 0 | 0 | 6 |
| Vs. Wisconsin | 4 | 0-1 | 0-0 | 0-0 | 0 | 0-0 | 0 | 0 | 0 | 0 | 0 |
| TOTALS | 181 | 21-43 | 0-0 | 3-7 | 32 | 18-0 | 3 | 14 | 6 | 5 | 45 |



1998-1999

| Opponent | Min. | FG | 3FG | FT | REB. | PF/D | A | TO | BLK | STL | PTS |
|-----------------|------------|--------------|------------|-------------|-----------|-------------|----------|-----------|----------|----------|-----------|
| UT-PanAmer. | 9 | 3-4 | 0-0 | 0-0 | 1 | 0-0 | 0 | 1 | 0 | 0 | 6 |
| McNeese St. | 13 | 1-4 | 0-0 | 2-4 | 3 | 2-0 | 1 | 0 | 1 | 0 | 4 |
| N. Carolina A&T | 6 | 0-2 | 0-0 | 0-0 | 0 | 0-0 | 0 | 0 | 0 | 0 | 0 |
| At Houston | 7 | 0-1 | 0-0 | 0-0 | 2 | 0-0 | 0 | 0 | 0 | 0 | 0 |
| Jackson State | 5 | 0-5 | 0-0 | 2-2 | 6 | 1-0 | 0 | 0 | 1 | 0 | 2 |
| Prairie View | 11 | 2-4 | 0-0 | 3-4 | 7 | 4-0 | 0 | 2 | 0 | 0 | 7 |
| Troy State | 6 | 0-2 | 0-0 | 0-0 | 1 | 1-0 | 0 | 1 | 0 | 0 | 0 |
| Belmont | 4 | 0-1 | 0-0 | 0-0 | 1 | 2-0 | 0 | 0 | 0 | 0 | 0 |
| Arkansas | 13 | 3-4 | 0-0 | 0-0 | 3 | 3-0 | 0 | 1 | 0 | 0 | 6 |
| At Tennessee | 12 | 1-2 | 0-0 | 0-0 | 1 | 2-0 | 0 | 2 | 0 | 0 | 2 |
| Auburn | 11 | 3-4 | 0-0 | 0-2 | 3 | 1-0 | 0 | 1 | 0 | 1 | 6 |
| Alabama | 4 | 0-1 | 0-0 | 0-0 | 0 | 0-0 | 0 | 0 | 0 | 0 | 0 |
| At Miss. State | 2 | 1-1 | 0-0 | 0-0 | 0 | 2-0 | 0 | 1 | 1 | 0 | 2 |
| Florida | 2 | 0-0 | 0-0 | 0-0 | 1 | 0-0 | 0 | 0 | 0 | 0 | 0 |
| At Arkansas | 1 | 0-0 | 0-0 | 0-0 | 0 | 0-0 | 0 | 0 | 0 | 0 | 0 |
| At Kentucky | 14 | 2-5 | 0-0 | 0-0 | 0 | 5-1 | 0 | 1 | 1 | 0 | 4 |
| Ole Miss | 8 | 0-0 | 0-0 | 0-0 | 4 | 1-0 | 1 | 0 | 0 | 0 | 0 |
| At Auburn | 13 | 2-5 | 0-0 | 0-0 | 2 | 1-0 | 0 | 1 | 0 | 0 | 4 |
| At Alabama | 3 | 0-0 | 0-0 | 0-0 | 1 | 1-0 | 0 | 1 | 0 | 0 | 0 |
| South Carolina | 1 | 0-0 | 0-0 | 0-0 | 0 | 0-0 | 0 | 0 | 0 | 0 | 0 |
| At Georgia | 4 | 0-0 | 0-0 | 0-0 | 0 | 0-0 | 2 | 0 | 0 | 0 | 0 |
| Miss. State | 14 | 2-3 | 0-0 | 0-0 | 5 | 3-0 | 0 | 2 | 0 | 0 | 4 |
| At Ole Miss | 7 | 0-0 | 0-0 | 0-1 | 1 | 1-0 | 0 | 1 | 0 | 0 | 0 |
| Florida | 6 | 1-4 | 0-0 | 0-0 | 1 | 0-0 | 0 | 0 | 2 | 1 | 2 |
| Totals | 176 | 21-52 | 0-0 | 7-13 | 43 | 30-1 | 4 | 15 | 6 | 2 | 49 |





TORRIS Bright

3

6-4 * 204 * Senior
Guard
Slidell, La.
Slidell HS

Career Highs

Points: 25, vs. Ball State (NIT), 03-19-02
Rebounds: 10, vs. Ball State (NIT), 3-19-02
FGM: 8, vs. Nicholls State, 12-30-01
FGA: 17, twice
3-PT FGM: 5, six times
3-PT FGA: 12, at Mississippi State, 01-26-02
FTM: 9, vs. Fresno State, 11-28-99
FTA: 13, vs. Fresno State, 11-28-99
Assists: 11, vs. Howard, 12-27-99
Blocks: 1, 11 times
Steals: 6, vs. Tennessee-Martin, 12-14-99

Highest Scoring Games

1.25 – Ball State (NIT), 3-19-02
2.22 – Nicholls State, 12-30-01
3.21 – at Mississippi State, 1-26-02
3.21 – Fresno State, 11-28-99
3.21 – Alabama, 1-5-00
3.21 – Louisiana-Monroe, 11-20-00
7.20 – Nicholls State, 12-23-99
7.20 – At Arizona, 12-20-00
9.19 – Northwestern State, 12-02-01
9.19 – Houston, 12-20-01
9.19 – Centenary, 12-21-99

NABC All-District 8 Second Team — 2001
Third-Team All-SEC – AP, 2000
SEC Co-Freshman of the Year — 2000

Has been the starting point guard at LSU for three seasons, leading LSU to the NCAA Tournament in 2000 and the NIT in 2002 ... Has started at point guard in 96-of-97 career games and already in the top 10 in career minutes played, more than 1,000 career points, tied for second in 3-pointers made and in the school top 10 in career assists and steals.

JUNIOR SEASON (2001-2002)

Tied for second on the team in scoring with his best average of 13.4 points per game ... He also averaged 3.8 assists, 3.8 rebounds and 1.8 steals per game ... One of just two players to start and play all 34 games during the season, averaging 34.1 minutes per game ... Averaged a team-best 21.5 points in the two NIT games, putting together games of 18 points at Iowa and a career-high 25 against Ball State ... Double-doubled in the second-round game, also grabbing a career-high 10 rebounds ... Topped the 1,000-point mark in scoring at LSU against Georgia (Jan. 23), making him the 32nd Tiger to top 1,000-career points ... Finished the season with 1,107 career points, tied for 24th on the LSU scoring list ... Finished the year ranked 16th in the SEC in scoring, ninth in assists and 10th in the league in steals ... Had a career best season of 76 treys, fourth best at LSU for a single season, giving him 175 for his career ... He is tied for second with 175 career 3-pointers, 14 behind school leader Ronnie Henderson ... Career average from 3-point range of 38.6 percent is sixth best at LSU ... His 39.4 percent for the season from beyond the arch was seventh in the league as was his per-game average of 2.24 ... In three seasons, Bright has 394 career assists, sixth all-time at LSU, and he is fifth all-time in steals with 187 ... Had three games of 20-plus points last season, giving him eight for his career ... In the two NIT games, made 14-of-28 field goals, including 6-of-16 three-pointers ... Had 27 games in double figures in scoring, giving him 60 double-figure scoring games in his career ... Had one game during the year in double-figure assists, 10 vs. Mercer (Nov. 25) ... Had 13 games with five or more assists ... For the third straight year, finished the season with more assists (129) than turnovers (123).

SOPHOMORE SEASON (2000-2001)

Started 28 games, averaging 10.8 points a game, 2.8 rebounds and 4.1 assists per game ... 10.4 scoring average in two years ... Biggest basket of the year came on a driving layup with 0.7 seconds remaining that was the difference in LSU's 61-59 victory at Hofheinz Pavilion against Houston (Nov. 28) ... Had 20 points at Arizona, including 5-of-5 from three-point range (Dec. 20) ... At that time, he became the first LSU player to go 5-for-5 from three-point range in a game ... Had 18 games in double figures, including two of 20 points or more, including 21 points in the season

BRIGHT'S CAREER TOTALS

| YEAR | G/GS | MIN. | FG/FGA | FG% | FG/FGA | FG% | FT/FTA | FT% | REB-AVG | PF/D | AST | TO | BLK | STL | PTS-AVG |
|---------------|--------------|-------------|----------------|-------------|----------------|-------------|----------------|-------------|----------------|--------------|------------|------------|-----------|------------|------------------|
| 1999-00 | 34-34 | 1137 | 112-259 | .432 | 55-138 | .399 | 60-91 | .639 | 127-3.7 | 76-2 | 147 | 126 | 7 | 70 | 339-10.0 |
| 2000-01 | 29-28 | 940 | 104-250 | .416 | 44-122 | .361 | 62-85 | .729 | 82-2.8 | 63-1 | 118 | 110 | 3 | 57 | 314-10.8 |
| 2001-02 | 34-34 | 1161 | 150-346 | .434 | 76-193 | .394 | 78-110 | .709 | 129-3.8 | 76-2 | 129 | 123 | 6 | 60 | 454-13.4 |
| Totals | 97-96 | 3238 | 366-855 | .428 | 175-453 | .386 | 200-286 | .699 | 337-3.5 | 215-5 | 394 | 359 | 16 | 187 | 1107-11.4 |

Tigers

opener against Louisiana-Monroe (Nov. 20) ... Had season-best nine assists against Louisiana-Monroe and eight against both Texas Southern (Dec. 8) and McNeese State (Dec. 13) ... He had 22 games with five or more assists ... Third in the SEC in steals average at 1.97 per game and third in assists at 4.07.

FRESHMAN SEASON (1999-2000)

One of two LSU players to play and start in all 34 games .. Led the team in minutes with 1,137, an average of 33.4 a game ... Averaged 10.0 points per game, 3.7 rebounds per game and 4.3 assists per game ... Also averaged 2.1 steals per contest ... Had 15 games in double figures, including three of 20 points or more: 21 Fresno State (Nov. 28), 20 Nicholls State (Dec. 23) and 21 Alabama (Jan. 5) ... One of three players to play more than 1,000 minutes that season at LSU, tallied the most minutes since Chris Jackson's 1,202 during the 1989-90 season ... Fifth in the league in assist average of 4.32, third in steals at 2.06 and sixth in three-point field goal percentage at 41.4 ... His 147 assists was the most at LSU since the 151 by Randy Livingston in 1995 ... Had two games in double figures in assists-10 at Alabama (Feb. 5), 11 versus Howard (Dec. 27) ... The 11 was the third-highest single-game assist total in the league that season ... The Howard game marked the first time an LSU player had double-figure assists since 1997 ... Made 55-of-138 three-point attempts, 29-of-70 in the league ... Had six games with four or more steals, including a high of six against Tennessee-Martin (Dec. 14) ... Led LSU in scoring five times ... On the team's summer tour to Italy, Bright averaged 13.4 points and 6.4 assists per game for the five game tour.



PRE-LSU

Four-year letterman at Slidell High School for Coach Dan Ruffin ... Earned honors throughout his prep career, including All-District (three times), All-Metro (three times), All-State as chosen by the Louisiana Sports Writers Association (three times) and All-Parish team honors (three times) ... Named All-District Most Valuable Player twice and MVP of the All-Parish team two times as well ... Averaged 33.3 points per game in his season, the top scorer in the metro New Orleans area ... Also averaged 10 assists and nine rebounds per game ... He also scored a career-high 70 points in one game ... Member of the Slidell High School honor roll ... Had one game in his career with 21 assists and a career best in steals of 10 for a single game.

BRIGHT'S GAME-BY-GAME TOTALS

2001-02

| Opponent | Min. | FG | 3FG | FT | REB. | PF/D | A | TO | BLK | STL | PTS |
|------------------|-------------|----------------|---------------|---------------|------------|-------------|------------|------------|----------|-----------|------------|
| Campbell | 29 | 5-9 | 2-4 | 1-2 | 2 | 2-0 | 9 | 1 | 1 | 3 | 13 |
| Southern | 34 | 1-8 | 1-5 | 2-2 | 7 | 2-0 | 8 | 4 | 0 | 3 | 5 |
| Vs. Weber St. | 43 | 7-14 | 2-7 | 0-1 | 3 | 1-0 | 5 | 3 | 0 | 2 | 16 |
| At Hawaii-Hilo | 26 | 3-6 | 1-3 | 0-0 | 3 | 4-0 | 4 | 1 | 0 | 2 | 7 |
| Vs. Mercer | 36 | 6-12 | 5-9 | 1-2 | 9 | 2-0 | 10 | 1 | 0 | 1 | 18 |
| Towson | 29 | 5-9 | 2-5 | 2-3 | 4 | 4-0 | 7 | 2 | 0 | 3 | 14 |
| Northwestern St. | 31 | 7-9 | 5-7 | 0-0 | 2 | 2-0 | 3 | 4 | 0 | 2 | 19 |
| La. Lafayette | 37 | 4-8 | 3-5 | 3-4 | 2 | 1-0 | 5 | 5 | 0 | 1 | 14 |
| McNeese State | 31 | 6-9 | 1-3 | 1-1 | 1 | 1-0 | 3 | 5 | 1 | 3 | 14 |
| At New Orleans | 28 | 0-7 | 0-5 | 6-6 | 3 | 1-0 | 2 | 4 | 0 | 1 | 6 |
| Houston | 40 | 7-12 | 3-6 | 2-3 | 4 | 1-0 | 4 | 5 | 1 | 4 | 19 |
| Vs. Miami | 33 | 4-11 | 3-8 | 0-0 | 5 | 2-0 | 5 | 9 | 0 | 2 | 11 |
| Nicholls State | 36 | 8-10 | 4-5 | 2-2 | 4 | 0-0 | 6 | 2 | 0 | 2 | 22 |
| At Alabama | 35 | 4-6 | 2-4 | 4-6 | 1 | 2-0 | 6 | 4 | 0 | 2 | 14 |
| Arkansas | 28 | 2-8 | 1-3 | 5-5 | 3 | 2-0 | 1 | 3 | 0 | 1 | 10 |
| At Florida | 21 | 1-4 | 1-1 | 1-2 | 1 | 5-1 | 2 | 2 | 0 | 0 | 4 |
| Auburn | 3 | 4-12 | 2-3 | 6-7 | 5 | 1-0 | 1 | 6 | 0 | 3 | 16 |
| At Ole Miss | 35 | 3-7 | 2-4 | 0-1 | 3 | 1-0 | 1 | 5 | 1 | 0 | 8 |
| At Miss. State | 38 | 7-17 | 5-12 | 2-2 | 1 | 5-1 | 0 | 3 | 0 | 1 | 21 |
| Tennessee | 36 | 4-11 | 3-8 | 0-2 | 8 | 4-0 | 7 | 3 | 0 | 0 | 11 |
| Alabama | 29 | 2-3 | 1-1 | 1-3 | 1 | 2-0 | 3 | 3 | 0 | 2 | 6 |
| At Vanderbilt | 31 | 5-11 | 2-4 | 0-0 | 2 | 4-0 | 0 | 2 | 0 | 1 | 12 |
| Kentucky | 40 | 5-14 | 4-9 | 3-4 | 3 | 2-0 | 1 | 0 | 0 | 1 | 17 |
| Miss. State | 42 | 4-11 | 1-6 | 1-4 | 6 | 4-0 | 5 | 3 | 0 | 1 | 10 |
| At Arkansas | 36 | 6-12 | 2-6 | 3-6 | 9 | 3-0 | 3 | 7 | 1 | 2 | 17 |
| At S. Carolina | 34 | 6-13 | 2-9 | 1-2 | 3 | 3-0 | 1 | 4 | 0 | 1 | 15 |
| Georgia | 36 | 2-12 | 1-8 | 5-6 | 4 | 1-0 | 1 | 2 | 0 | 1 | 10 |
| Ole Miss | 39 | 3-8 | 2-7 | 2-3 | 1 | 4-0 | 6 | 5 | 0 | 4 | 10 |
| At Auburn | 31 | 4-12 | 4-6 | 3-4 | 3 | -10 | 6 | 3 | 1 | 1 | 15 |
| Vs. Vanderbilt | 36 | 3-12 | 0-5 | 5-9 | 4 | 2-0 | 4 | 5 | 0 | 4 | 11 |
| Vs. Georgia | 35 | 5-11 | 2-5 | 5-6 | 8 | 1-0 | 3 | 5 | 0 | 1 | 17 |
| Vs. Miss. State | 38 | 3-10 | 1-4 | 2-2 | 1 | 2-0 | 3 | 6 | 0 | 2 | 9 |
| At Iowa | 38 | 7-13 | 3-7 | 1-2 | 3 | 3-0 | 2 | 3 | 0 | 1 | 18 |
| Ball State | 37 | 7-15 | 3-9 | 8-8 | 10 | 1-0 | 2 | 3 | 0 | 2 | 25 |
| Totals | 1161 | 150-346 | 76-193 | 78-110 | 129 | 76-2 | 129 | 123 | 6 | 60 | 454 |

PERSONAL

Full name is Torris Wayne Bright ... Chose to come to LSU because "of the campus and facilities; relationship with the coaches and the academic reputation" ... Parents are Jasper and Lenora Bright ... One older brother, Jasper ... Two younger brothers (Andre and Martin) and one younger sister (Tracie) ... Major is Communications ... Born on Jan. 23, 1981 ... Nickname is "Chaos" ... Enjoys fishing, swimming and dancing ... Favorite food is crawfish ... Favorite basketball player is Jeff Hornacek.



2000-2001

| Opponent | Min. | FG | 3FG | FT | REB. | PF/D | A | TO | BLK | STL | PTS |
|----------------|------------|----------------|---------------|--------------|-----------|-------------|------------|------------|----------|-----------|------------|
| La-Monroe | 28 | 6-13 | 2-4 | 7-8 | 5 | 3-0 | 9 | 3 | 0 | 4 | 21 |
| Norfolk State | 34 | 2-10 | 1-7 | 1-2 | 3 | 1-0 | 5 | 4 | 0 | 2 | 6 |
| At Houston | 28 | 2-4 | 0-0 | 0-0 | 3 | 2-0 | 3 | 5 | 1 | 3 | 4 |
| Texas Southern | 31 | 6-9 | 1-3 | 0-0 | 1 | 3-0 | 8 | 2 | 0 | 2 | 13 |
| McNeese State | 36 | 3-6 | 1-4 | 8-10 | 2 | 2-0 | 8 | 7 | 0 | 3 | 15 |
| New Orleans | 28 | 5-9 | 3-5 | 0-0 | 1 | 2-0 | 1 | 3 | 0 | 3 | 13 |
| At Arizona | 36 | 7-7 | 5-5 | 1-2 | 1 | 2-0 | 5 | 7 | 0 | 3 | 20 |
| Nicholls State | 26 | 5-10 | 3-6 | 0-0 | 2 | 0-0 | 3 | 3 | 0 | 1 | 13 |
| Vs. Oregon St. | 31 | 5-11 | 5-9 | 0-0 | 2 | 2-0 | 6 | 2 | 0 | 1 | 15 |
| Wyoming | 38 | 6-13 | 1-6 | 5-5 | 2 | 2-0 | 4 | 5 | 0 | 3 | 18 |
| Alabama | 24 | 1-2 | 1-2 | 3-4 | 3 | 4-0 | 2 | 1 | 0 | 1 | 6 |
| Vanderbilt | 30 | 4-8 | 2-4 | 5-9 | 1 | 3-0 | 4 | 6 | 1 | 1 | 15 |
| At Auburn | 36 | 2-9 | 0-4 | 2-2 | 3 | 4-0 | 3 | 2 | 0 | 1 | 6 |
| Centenary | 30 | 5-11 | 2-3 | 2-2 | 5 | 3-0 | 6 | 0 | 0 | 2 | 14 |
| At Georgia | 36 | 4-7 | 2-4 | 8-11 | 2 | 0-0 | 3 | 3 | 0 | 3 | 18 |
| At Miss.St. | 36 | 2-7 | 0-4 | 0-0 | 7 | 0-0 | 5 | 7 | 1 | 2 | 4 |
| Arkansas | 32 | 2-7 | 1-3 | 0-0 | 5 | 4-0 | 4 | 5 | 0 | 1 | 5 |
| South Carolina | 27 | 5-10 | 2-6 | 0-0 | 3 | 5-1 | 1 | 7 | 0 | 3 | 12 |
| At Alabama | 39 | 4-13 | 1-5 | 5-5 | 5 | 3-0 | 5 | 4 | 0 | 2 | 14 |
| At Ole Miss | 37 | 1-6 | 0-4 | 3-6 | 4 | 2-0 | 3 | 7 | 0 | 0 | 5 |
| Auburn | 36 | 5-15 | 2-9 | 0-0 | 2 | 4-0 | 4 | 1 | 0 | 2 | 12 |
| Florida | 38 | 4-12 | 2-7 | 1-2 | 1 | 2-0 | 6 | 6 | 0 | 2 | 11 |
| At Arkansas | 32 | 1-4 | 0-1 | 2-2 | 4 | 2-0 | 4 | 4 | 0 | 2 | 4 |
| At Kentucky | 28 | 2-11 | 0-3 | 0-0 | 4 | 1-0 | 1 | 2 | 0 | 0 | 4 |
| Miss.State | 32 | 3-11 | 2-6 | 2-3 | 2 | 0-0 | 4 | 3 | 0 | 4 | 10 |
| Ole Miss | 24 | 3-5 | 0-0 | 0-1 | 1 | 1-0 | 3 | 1 | 0 | 1 | 6 |
| At Tennessee | 34 | 2-8 | 1-2 | 0-0 | 1 | 4-0 | 4 | 1 | 0 | 1 | 5 |
| Vs. Georgia | 36 | 4-8 | 2-4 | 2-2 | 3 | 0-0 | 1 | 1 | 0 | 2 | 12 |
| Vs. Arkansas | 37 | 3-4 | 2-2 | 5-9 | 3 | 2-0 | 3 | 8 | 0 | 2 | 13 |
| Totals | 940 | 104-250 | 44-122 | 62-85 | 81 | 63-1 | 118 | 110 | 3 | 57 | 314 |

1999-2000

| Opponent | Min. | FG | 3FG | FT | REB. | PF/D | A | TO | BLK | STL | PTS |
|-------------------|-------------|----------------|---------------|--------------|------------|-------------|------------|------------|----------|-----------|------------|
| Grambling St. | 25 | 2-6 | 1-3 | 1-2 | 4 | 1-0 | 6 | 2 | 0 | 3 | 6 |
| SE Louisiana | 32 | 1-8 | 1-6 | 0-1 | 1 | 1-0 | 4 | 3 | 1 | 1 | 3 |
| Vs. Oakland | 35 | 7-11 | 2-3 | 1-2 | 5 | 3-0 | 4 | 6 | 1 | 3 | 17 |
| Vs. Wyoming | 35 | 5-11 | 2-3 | 2-2 | 5 | 1-0 | 6 | 5 | 0 | 1 | 14 |
| Vs. Fresno State | 37 | 5-11 | 2-4 | 9-13 | 6 | 2-0 | 4 | 6 | 0 | 1 | 21 |
| Alcorn State | 36 | 3-7 | 1-1 | 1-6 | 5 | 2-0 | 3 | 6 | 0 | 3 | 8 |
| Tenn.-Martin | 31 | 1-5 | 0-3 | 1-2 | 5 | 2-0 | 3 | 3 | 0 | 6 | 3 |
| Sam Houston St. | 31 | 0-3 | 0-1 | 1-2 | 4 | 5-1 | 4 | 3 | 0 | 2 | 1 |
| Vs. Centenary | 36 | 7-11 | 5-6 | 0-0 | 1 | 0-0 | 6 | 6 | 0 | 2 | 19 |
| Nicholls State | 35 | 7-11 | 4-6 | 2-2 | 4 | 2-0 | 5 | 2 | 0 | 1 | 20 |
| Howard | 37 | 2-5 | 1-3 | 0-0 | 5 | 3-0 | 11 | 1 | 0 | 1 | 5 |
| Vs. Oklahoma St. | 40 | 2-7 | 1-6 | 0-0 | 4 | 1-0 | 7 | 5 | 0 | 4 | 5 |
| Alabama | 40 | 5-10 | 3-7 | 8-10 | 5 | 3-0 | 7 | 4 | 0 | 5 | 21 |
| Tennessee | 39 | 1-8 | 1-3 | 1-2 | 4 | 3-0 | 1 | 2 | 0 | 2 | 4 |
| At Florida | 37 | 2-7 | 0-2 | 2-2 | 1 | 3-0 | 1 | 7 | 1 | 0 | 6 |
| At Vanderbilt | 30 | 4-9 | 1-5 | 0-2 | 4 | 2-0 | 5 | 3 | 0 | 1 | 9 |
| Georgia | 32 | 2-6 | 2-5 | 2-4 | 6 | 3-0 | 2 | 3 | 0 | 3 | 8 |
| Arkansas | 29 | 2-3 | 2-2 | 7-8 | 6 | 4-0 | 8 | 5 | 0 | 2 | 13 |
| Arizona | 17 | 1-4 | 0-2 | 0-0 | 1 | 4-0 | 2 | 3 | 0 | 1 | 2 |
| At Miss.State | 33 | 6-9 | 2-5 | 3-5 | 3 | 2-0 | 1 | 3 | 0 | 1 | 17 |
| At Alabama | 38 | 4-9 | 1-5 | 0-0 | 4 | 1-0 | 10 | 2 | 0 | 4 | 9 |
| Auburn | 36 | 4-6 | 3-5 | 2-2 | 4 | 2-0 | 8 | 4 | 0 | 1 | 13 |
| Kentucky | 30 | 1-4 | 0-0 | 2-4 | 1 | 1-0 | 7 | 1 | 0 | 5 | 4 |
| At Ole Miss | 27 | 4-7 | 1-2 | 2-2 | 2 | 5-1 | 3 | 4 | 0 | 1 | 11 |
| At Arkansas | 38 | 3-10 | 1-4 | 1-2 | 3 | 2-0 | 3 | 3 | 1 | 2 | 8 |
| At South Carolina | 37 | 6-17 | 4-10 | 1-4 | 5 | 1-0 | 2 | 3 | 0 | 3 | 17 |
| Miss.State | 36 | 5-7 | 3-5 | 0-0 | 3 | 0-0 | 4 | 5 | 0 | 3 | 13 |
| At Auburn | 22 | 3-7 | 2-6 | 0-0 | 4 | 4-0 | 2 | 3 | 3 | 0 | 8 |
| Ole Miss | 32 | 4-9 | 3-4 | 0-0 | 2 | 2-0 | 3 | 2 | 0 | 4 | 11 |
| Vs. Vanderbilt | 38 | 3-8 | 2-7 | 1-2 | 5 | 2-0 | 3 | 6 | 0 | 1 | 9 |
| Vs. Arkansas | 34 | 1-3 | 0-2 | 4-4 | 4 | 2-0 | 4 | 5 | 0 | 1 | 6 |
| Vs. SE Missouri | 38 | 4-6 | 3-4 | 2-2 | 4 | 2-0 | 4 | 2 | 0 | 1 | 13 |
| Vs. Texas | 38 | 4-7 | 1-2 | 2-2 | 5 | 1-0 | 4 | 3 | 0 | 0 | 11 |
| Vs. Wisconsin | 26 | 1-7 | 0-6 | 2-2 | 2 | 4-0 | 0 | 5 | 0 | 1 | 4 |
| Totals | 1137 | 112-259 | 55-138 | 60-91 | 127 | 76-2 | 147 | 126 | 7 | 70 | 339 |



Tigers



THOMAS Davis

44

6-8 * 230 * Senior
Forward
Alexandria, La.
Kilgore (Texas) JC

Career Highs

Points: 14, vs. Southern, 11-19-01
Rebounds: 6, twice
FGM: 6, twice
FGA: 10, vs. Southern, 11-19-01
3-PT FGM: 1, vs. Southern, 11-19-01
3-PT FGA: 1, vs. Southern, 11-19-01
FTM: 4, vs. Kentucky, 02-09-02
FTA: 4, twice
Assists: 2, twice
Blocks: 1, three times
Steals: 1, six times

Highest Scoring Games

1. 14 – vs. Southern, 11-19-01
2. 12 – at Vanderbilt, 2-06-02
3. 11 – vs. Louisiana Lafayette, 12-04-01
4. 8 – vs. Northwestern State, 12-02-01
4. 8 – vs. Mercer, 11-25-01
6. 6 – four times

Played in 26 games in his first LSU season, missing a couple of weeks in February with an injury.

JUNIOR SEASON (2001-02)

Finished the season with a 4.1 scoring average and a 2.3 rebound average in 26 games, averaging 11.1 minutes per game ... Had two starts, including his biggest league game in his first career start at Vanderbilt (Feb. 6) ... In that game, Davis played 20 minutes, made 6-of-7 field goals for 12 points ... The Alexandria product had his season high of 14 points in the second game against Southern (Nov. 19) ... In the Louisiana-Lafayette game, he was in double figures with 11 points, 5-of-7 field goal shooting (Dec. 4) ... Finished with three games in double figures, averaging 54.7 percent from the floor, 47-of-86 ... Best of six rebounds against Northwestern State (Dec. 2) and Nicholls State (Dec. 30) ... Suffered a strained MCL in practice on Feb. 12, did not play until the Feb. 27 Ole Miss game.



PRE-LSU



Played for Coach Scott Shoemaucker at Kilgore Junior College after earning all-state honors as a prep star at Pineville High School in central Louisiana ... Averaged 29.9 points per game and 10 rebounds for Coach Ronnie Kaiser at Pineville ... Averaged 17.1 points and was 11th in Region XIV in scoring ... Hit 50.9 percent of his field goal attempts (195-of-383) ... Field goal percentage also ranked 11th ... Averaged 6.7 rebounds per game ... Second team All-Texas Eastern Conference.

PERSONAL

Born in Pineville, La., on June 15, 1980 ... Goes by initials "T.D." ... Parents are Jerry Brown and Rosa Davis ... Two other brothers, two other sisters in the family ... Chose LSU "because I wanted to come here since I was (age) 12." ... Major is General Studies ... Favorite dessert is cookies .. Favorite NBA player is Tracy McGrady.

DAVIS' CAREER TOTALS

| YEAR | G/GS | MIN. | FG/FGA | FG% | FG/FGA | FG% | FT/FTA | FT% | REB-AVG | PF/D | AST | TO | BLK | STL | PTS-AVG |
|---------------|-------------|------------|--------------|-------------|------------|--------------|--------------|-------------|---------------|-------------|----------|-----------|----------|----------|----------------|
| 2001-02 | 26-2 | 288 | 47-86 | .547 | 1-1 | 1.000 | 12-19 | .632 | 60-2.3 | 51-0 | 6 | 24 | 4 | 5 | 107-4.1 |
| Totals | 26-2 | 288 | 47-86 | .431 | 1-1 | 1.000 | 12-19 | .632 | 60-2.3 | 51-0 | 6 | 24 | 4 | 5 | 107-4.1 |



DAVIS' GAME-BY-GAME TOTALS

2001-02

| Opponent | Min. | FG | 3FG | FT | REB. | PF/D | A | TO | BLK | STL | PTS |
|------------------|------------|--------------|------------|--------------|-----------|-------------|----------|-----------|----------|----------|------------|
| Campbell | 17 | 3-6 | 0-0 | 0-0 | 6 | 4-0 | 0 | 0 | 0 | 0 | 6 |
| Southern | 15 | 6-10 | 1-1 | 1-4 | 5 | 1-0 | 1 | 1 | 0 | 0 | 14 |
| Vs. Weber State | 4 | 0-1 | 0-0 | 0-0 | 0 | 1-0 | 0 | 0 | 0 | 0 | 0 |
| At Hawaii-Hilo | 9 | 0-0 | 0-0 | 0-0 | 0 | 2-0 | 0 | 0 | 0 | 0 | 0 |
| Vs. Mercer | 13 | 4-4 | 0-0 | 0-0 | 3 | 3-0 | 0 | 1 | 0 | 1 | 8 |
| Towson | 12 | 3-5 | 0-0 | 0-1 | 2 | 3-0 | 0 | 1 | 0 | 0 | 6 |
| Northwestern St. | 14 | 3-6 | 0-0 | 2-3 | 6 | 1-0 | 0 | 1 | 1 | 0 | 8 |
| La. Lafayette | 23 | 5-7 | 0-0 | 1-2 | 4 | 4-0 | 0 | 4 | 0 | 0 | 11 |
| McNeese St. | 17 | 2-2 | 00 | 0-0 | 1 | 3-0 | 0 | 3 | 0 | 1 | 5 |
| At New Orleans | 4 | 0-1 | 0-0 | 0-0 | 0 | 2-0 | 0 | 1 | 0 | 0 | 2 |
| Houston | 6 | 1-2 | 0-0 | 0-0 | 2 | 1-0 | 0 | 4 | 0 | 1 | 2 |
| Vs. Miami | 6 | 1-2 | 0-0 | 0-0 | 1 | 3-0 | 0 | 0 | 1 | 1 | 2 |
| Nicholls State | 15 | 1-5 | 0-0 | 2-2 | 6 | 1-0 | 1 | 2 | 2 | 1 | 4 |
| At Alabama | 10 | 0-3 | 0-0 | 0-0 | 4 | 2-0 | 0 | 1 | 0 | 0 | 0 |
| Arkansas | 4 | 0-1 | 0-0 | 0-0 | 0 | 0-0 | 0 | 0 | 0 | 0 | 0 |
| At Florida | 6 | 2-2 | 0-0 | 1-1 | 3 | 0-0 | 1 | 0 | 0 | 0 | 5 |
| Auburn | 13 | 2-5 | 0-0 | 0-0 | 3 | 3-0 | 0 | 1 | 0 | 0 | 4 |
| At Ole Miss | 8 | 1-4 | 0-0 | 0-0 | 1 | 3-0 | 0 | 1 | 0 | 0 | 2 |
| Tennessee | 17 | 3-5 | 0-0 | 0-0 | 2 | 3-0 | 0 | 0 | 0 | 0 | 6 |
| Alabama | 19 | 1-3 | 0-0 | 0-0 | 1 | 4-0 | 0 | 0 | 0 | 0 | 2 |
| At Vanderbilt | 20 | 6-7 | 0-0 | 0-0 | 1 | 1-0 | 2 | 1 | 0 | 0 | 12 |
| Kentucky | 14 | 1-3 | 0-0 | 4-4 | 3 | 2-0 | 0 | 2 | 0 | 0 | 6 |
| Ole Miss | 29 | 4-8 | 0-1 | 1-2 | 3 | 1-0 | 2 | 3 | 1 | 1 | 9 |
| At Auburn | 2 | 0-0 | 0-0 | 0-0 | 1 | 0-0 | 0 | 0 | 0 | 0 | 0 |
| Vs. Vanderbilt | 8 | 2-2 | 0-0 | 0-0 | 1 | 2-0 | 1 | 0 | 0 | 0 | 4 |
| Vs. Miss. State | 5 | 0-0 | 0-0 | 0-0 | 1 | 0-0 | 0 | 0 | 0 | 0 | 0 |
| Totals | 288 | 47-86 | 1-1 | 12-19 | 60 | 51-0 | 6 | 24 | 4 | 5 | 107 |

Tigers



RONALD Dupree

12

6-7 * 209 * Senior
Forward
Biloxi, Miss.
Biloxi HS

Career Highs

Points: 30, at Arkansas, 02-16-02
Rebounds: 16, three times
FGM: 13, at Arkansas, 02-16-02
FGA: 21, at Arkansas, 02-16-02
3-PT FGM: 4, twice
3-PT FGA: 6, three times
FTM: 11, vs. La. Lafayette, 12-04-01
FTA: 14, twice
Assists: 6, twice
Blocks: 3, vs. La. Lafayette, 12-04-01
Steals: 4, three times

Highest Scoring Games

- 30 – at Arkansas, 12-16-02
- 29 – Louisiana Lafayette, 12-04-01
- 25 – Auburn, 1-19-02
- 25 – McNeese State, 12-15-01
- 23 – Texas Southern, 12-9-00
- 23 – at Tennessee, 3-3-01
- 22 – Ole Miss, 2-28-01
- 22 – Kentucky, 2-9-02
- 22 – Arkansas, 3-9-01
- 21 – Grambling State, 11-20-99
- 21 – Louisiana Monroe, 11-20-00
- 21 – Centenary, 1-17-01
- 21 – Alabama, 1-06-01
- 21 – Arkansas, 1-13-02

Second-Team All-SEC – 2001, 2002
First-Team All-Louisiana – 2001, 2002
NABC District 8 Second Team – 2001
NABC District 8 First Team – 2002

Had his second strong season for the Tigers, near the top in both scoring and rebounding in the conference and made LSU fans happy shortly after the season by announcing he would return for his senior year at LSU ... A tremendous leaper, Dupree has shown his talent against players much taller in the Southeastern Conference, more than holding his own in scoring and rebound numbers.

JUNIOR SEASON (2001-2002)

Led the team with 16.2 points per game and 8.5 rebounds a game ... Was seventh in the league in scoring, second in the league in rebounds for the second straight year ... Played and started in all 34 games, one of two players to start all the games ... Has started 62 of the last 63 games ... Became the 32nd player to grab 500 rebounds at LSU, getting the 500th board in the first half at Florida (Jan. 16) ... Enters the season with 658 career rebounds, 19th best in school history ... It was against Tennessee (Jan. 30) when he topped the 1,000-point mark in scoring at LSU, becoming the 31st Tiger at that mark ... Stands at 1,222 points, 22nd best at LSU and one of just 18 players to have scored over 1,000 points and grabbed 500 rebounds ... Averaged 17.2 points per game in conference play ... (Had 28 games in double figures in 34 games) 56 of last 63 games in double figures ... Had nine double-doubles on the year: Campbell (Nov. 17) 18 pts., 16 rebs.; Hawaii-Hilo (Nov. 24) 17 pts., 12 rebs.; UL-Lafayette (Dec. 4) 29 pts., 10 rebs.; Alabama (Jan. 5) 20 pts., 10 rebs.; Tennessee (Jan. 30) 17 pts., 10 rebs.; Alabama (Feb. 2) 19 pts, 14 rebs.; Vanderbilt (Feb. 6) 13 pts., 11 rebs.; Kentucky (Feb. 9) 22 pts., 13 rebs.; Iowa (March 13-NIT) 19 pts., 11 rebs. ... Third-best in the league in double-doubles ... Had 16 rebounds in two games – Nov. 17 against Campbell, Dec. 30 against Nicholls State, giving him three 16-rebound games in his career ... Eight games of 20 or more points, giving him 18 games of 20 or more points in his LSU career Career high of 30 points at Arkansas on Feb. 16, a game featuring a 26-point first half ... played 1,202 minutes, tied for seventh all-time at LSU in single season minutes played ... Average of 35.4 minutes per game ... Made 31 three-pointers as a junior, compared to 23 his first two seasons combined ... Tenth in the league in field-goal percentage for the season (220-of-487, 45.2 percent) ... Fifth in percentage in league games only (46.6 percent).

SOPHOMORE SEASON (2000-2001)

Started 28-of-29 games, averaging 17.3 points, 8.8 rebounds, while playing an average of 34.9 minutes a game ... Led team in all three categories ... Led the Southeastern Conference in points scored and was second in rebounds ... First

DUPREE'S CAREER TOTALS

| YEAR | G/GS | MIN. | FG/FGA | FG% | FG/FGA | FG% | FT/FTA | FT% | REB-AVG | PF/D | AST | TO | BLK | STL | PTS-AVG |
|---------------|--------------|-------------|-----------------|-------------|---------------|-------------|----------------|-------------|----------------|--------------|------------|------------|-----------|-----------|------------------|
| 1999-00 | 34-0 | 433 | 63-136 | .463 | 2-14 | .143 | 39-68 | .574 | 112-3.3 | 45-0 | 14 | 31 | 11 | 15 | 167-4.9 |
| 2000-01 | 29-28 | 1012 | 183-377 | .485 | 21-64 | .328 | 116-166 | .699 | 256-8.8 | 81-0 | 41 | 88 | 17 | 37 | 503-17.3 |
| 2001-02 | 34-34 | 1202 | 220-487 | .452 | 31-108 | .287 | 81-145 | .559 | 290-8.5 | 114-2 | 73 | 107 | 22 | 35 | 552-16.2 |
| Totals | 97-62 | 2648 | 466-1000 | .466 | 54-186 | .290 | 236-379 | .623 | 658-6.8 | 240-2 | 128 | 226 | 50 | 87 | 1222-12.6 |



league-leading scorer for LSU since 1996 ... Was sixth in the league in field-goal percentage (183-of-377, 48.5 percent) ... Had 28-of-29 double-figure games, including a streak that spanned the first 20 games of the year ... Finished the season with 14 double-doubles vs: UL-Monroe (Nov. 20) 21 pts., 11 rebs; Norfolk State (Nov. 25) 15 pts., 13 rebs.; Houston (Nov. 28) 18 pts., 13 rebs.; McNeese (Dec. 13) 19 pts., 13 rebs.; Oregon State (Dec. 28) 20 pts., 12 rebs.; Wyoming (Jan. 3) 15 pts., 10 rebs.; Alabama (Jan. 6) 21 pts., 13 rebs.; Vanderbilt (Jan. 10) 17 pts., 13 rebs.; Centenary (Jan. 17) 21 pts., 15 rebs.; Ole Miss (Feb. 7) 14 pts., 11 rebs.; Florida (Feb. 13) 18 pts., 11 rebs.; Arkansas (Feb. 17) 13 pts., 14 rebs.; Kentucky (Feb. 21) 10 pts., 12 rebs. ... Dupree had nine 20-plus points games during the year with bests of 23 against Texas Southern (Dec.8) and at Tennessee (March 2) ... Dupree increased his free throw shooting percentage from 57.4 percent as a freshman to 69.9 percent ... Hit 21-of-64 three-point attempts (32.8 percent, up from 14 percent as a freshman).

FRESHMAN SEASON (1999-2000)

Averaged 4.9 points per game and 3.3 rebounds while averaging 12.7 minutes per game ... Played in all 34 games ... Averaged 5.2 points and 3.9 rebounds in SEC games, while averaging 13.1 minutes per game ... Posted five games in double figures, including a high of 21 against Grambling State on Nov. 20 ... Had one double-double in the win over Arkansas on Jan. 26 when he had 16 rebounds to go with 14 points ... In 21-point effort to open his career versus Grambling State, hit 8-of-10 field goal attempts, including his only three-pointer ... Hit 46.3 percent from the field ... Averaged 13.8 points in the five-game Italian tour in the summer after his freshman year, hitting 49 percent of his field-goal attempts while averaging 9.8 rebounds to lead the team.

PRE-LSU

Earned three basketball letters from coach John Pugh at Biloxi ... Three-time member of the All-Coast team ... Also named All-County, All-State and named to the Mississippi Dandy Dozen top players ... MVP of the Double Pump Adidas AAU Tourney in Los Angeles and the MVP of the Mississippi-Alabama High School All-Star game ... Was a consensus Top 50 player in the nation in his senior year in high school and was on the Fox Sports South Sweet 16 selection of the region's top players ... Averaged 25.6 points per game his senior season, 11.1 rebounds, 2.3 assists, 2.5 blocks while hitting 40 percent of his three-point attempts ... He was a member of the of the A/B Honor Roll and a member of the National Honor Society.

PERSONAL

Full name is Ronald E. Dupree, Jr. ... Father is Ronald E. Dupree, Sr., mother is Dianne Dupree ... No brothers or sisters ... Chose LSU because of the "great atmosphere, athletic program, academics and people" ... Major is Engineering ... Likes to watch good movies to relax ... Favorite food is pancakes and likes rhythm and blues and rap as his favorite kinds of music ... Born on Jan. 26, 1981 ... Favorite basketball player is Allen Iverson of the Philadelphia 76ers.




DUPREE'S GAME-BY-GAME TOTALS

2001-02

| Opponent | Min. | FG | 3FG | FT | REB. | PF/D | A | TO | BLK | STL | PTS |
|------------------|------|-------|-----|-------|------|------|---|----|-----|-----|-----|
| Campbell | 30 | 8-18 | 0-3 | 2-3 | 16 | 2-0 | 3 | 1 | 1 | 1 | 18 |
| Southern | 25 | 6-13 | 1-2 | 0-0 | 8 | 4-0 | 0 | 4 | 0 | 0 | 13 |
| Vs. Weber State | 42 | 9-18 | 1-4 | 1-3 | 8 | 4-0 | 1 | 7 | 1 | 2 | 20 |
| At Hawaii Hilo | 35 | 8-18 | 1-1 | 0-0 | 12 | 3-0 | 1 | 2 | 1 | 2 | 17 |
| Vs. Mercer | 34 | 7-14 | 1-2 | 2-4 | 7 | 4-0 | 0 | 1 | 1 | 1 | 17 |
| Towson | 27 | 5-12 | 0-2 | 1-2 | 5 | 2-0 | 4 | 2 | 0 | 2 | 11 |
| Northwestern St. | 28 | 6-15 | 1-5 | 2-5 | 5 | 3-0 | 6 | 2 | 2 | 1 | 15 |
| UL-Lafayette | 36 | 8-11 | 2-3 | 11-14 | 10 | 3-0 | 6 | 4 | 3 | 3 | 29 |
| McNeese St. | 34 | 8-13 | 4-6 | 5-6 | 7 | 4-0 | 3 | 7 | 0 | 3 | 25 |
| At New Orleans | 38 | 5-18 | 2-6 | 1-2 | 4 | 3-0 | 1 | 3 | 1 | 1 | 13 |
| Houston | 25 | 3-7 | 0-2 | 1-3 | 5 | 4-0 | 6 | 2 | 1 | 1 | 7 |
| Vs. Miami | 39 | 8-15 | 1-3 | 1-2 | 8 | 3-0 | 1 | 3 | 0 | 2 | 18 |
| Nicholls State | 35 | 3-14 | 0-3 | 0-2 | 16 | 3-0 | 4 | 2 | 0 | 4 | 6 |
| At Alabama | 38 | 9-19 | 1-4 | 1-2 | 10 | 4-0 | 3 | 1 | 0 | 0 | 20 |
| Arkansas | 39 | 6-12 | 0-1 | 9-14 | 6 | 4-0 | 2 | 2 | 0 | 0 | 21 |
| At Florida | 38 | 8-18 | 0-4 | 3-3 | 8 | 4-0 | 2 | 6 | 0 | 1 | 19 |
| Auburn | 39 | 10-19 | 0-2 | 5-9 | 8 | 3-0 | 3 | 3 | 1 | 1 | 25 |
| At Ole Miss | 33 | 4-10 | 2-3 | 4-7 | 2 | 3-0 | 3 | 3 | 0 | 1 | 14 |
| At Miss.State | 36 | 7-13 | 4-6 | 0-0 | 9 | 3-0 | 1 | 4 | 0 | 0 | 18 |

Tigers



| | | | | | | | | | | | |
|----------------|-------------|----------------|---------------|---------------|------------|--------------|-----------|------------|-----------|-----------|------------|
| Tennessee | 40 | 6-13 | 1-4 | 4-6 | 10 | 1-0 | 1 | 2 | 1 | 0 | 17 |
| Alabama | 38 | 7-19 | 0-5 | 5-9 | 14 | 4-0 | 1 | 2 | 1 | 2 | 19 |
| At Vanderbilt | 34 | 5-9 | 1-3 | 2-3 | 11 | 2-0 | 2 | 2 | 0 | 0 | 13 |
| Kentucky | 40 | 10-20 | 0-2 | 2-4 | 13 | 3-0 | 0 | 4 | 2 | 1 | 22 |
| Miss.State | 45 | 5-13 | 0-1 | 3-3 | 9 | 4-0 | 2 | 2 | 0 | 1 | 13 |
| At Arkansas | 40 | 13-21 | 3-4 | 1-4 | 9 | 4-0 | 4 | 4 | 2 | 0 | 30 |
| At S. Carolina | 36 | 3-9 | 0-3 | 0-0 | 8 | 5-1 | 3 | 7 | 0 | 0 | 6 |
| Georgia | 37 | 5-13 | 0-4 | 2-3 | 8 | 2-0 | 2 | 2 | 0 | 2 | 12 |
| Ole Miss | 32 | 8-13 | 0-2 | 3-6 | 5 | 4-0 | 1 | 5 | 1 | 0 | 19 |
| At Auburn | 35 | 2-11 | 1-2 | 2-6 | 8 | 3-0 | 2 | 3 | 0 | 0 | 7 |
| Vs. Vanderbilt | 30 | 3-11 | 1-4 | 0-1 | 7 | 4-0 | 1 | 1 | 0 | 0 | 7 |
| Vs. Georgia | 35 | 7-14 | 3-3 | 1-4 | 9 | 3-0 | 2 | 7 | 1 | 0 | 18 |
| Vs. Miss.State | 36 | 4-11 | 0-3 | 0-0 | 6 | 5-1 | 1 | 2 | 0 | 0 | 8 |
| At Iowa | 35 | 8-18 | 0-3 | 3-6 | 11 | 4-0 | 1 | 2 | 0 | 2 | 19 |
| Ball State | 36 | 6-15 | 0-3 | 4-9 | 8 | 3-0 | 0 | 3 | 2 | 1 | 16 |
| Totals | 1202 | 220-487 | 31-108 | 81-145 | 290 | 114-2 | 73 | 107 | 22 | 35 | 552 |

2000-2001

| Opponent | Min. | FG | 3FG | FT | REB. | PF/D | A | TO | BLK | STL | PTS |
|----------------|-------------|----------------|--------------|----------------|------------|-------------|-----------|-----------|-----------|-----------|------------|
| UL-Monroe | 30 | 6-11 | 0-2 | 9-11 | 11 | 1-0 | 1 | 1 | 1 | 4 | 21 |
| Norfolk State | 31 | 6-11 | 1-2 | 2-4 | 13 | 4-0 | 1 | 3 | 1 | 1 | 15 |
| At Houston | 35 | 8-18 | 0-3 | 2-4 | 13 | 3-0 | 1 | 3 | 0 | 3 | 18 |
| Texas Southern | 33 | 8-15 | 0-1 | 7-9 | 6 | 0-0 | 2 | 0 | 0 | 2 | 23 |
| McNeese State | 37 | 9-13 | 0-0 | 1-1 | 13 | 3-0 | 2 | 4 | 1 | 1 | 19 |
| New Orleans | 23 | 8-10 | 1-2 | 1-1 | 4 | 3-0 | 0 | 3 | 0 | 2 | 18 |
| At Arizona | 38 | 6-16 | 1-1 | 8-10 | 5 | 3-0 | 0 | 1 | 0 | 1 | 21 |
| Nicholls State | 27 | 7-10 | 1-1 | 1-1 | 4 | 2-0 | 0 | 2 | 1 | 0 | 16 |
| Vs. Oregon St. | 31 | 9-15 | 1-2 | 1-5 | 12 | 3-0 | 1 | 4 | 0 | 4 | 20 |
| Wyoming | 39 | 6-15 | 1-3 | 2-5 | 10 | 1-0 | 0 | 3 | 2 | 1 | 15 |
| Alabama | 34 | 7-12 | 1-5 | 6-10 | 13 | 4-0 | 1 | 3 | 0 | 1 | 21 |
| Vanderbilt | 39 | 7-16 | 0-1 | 3-5 | 13 | 3-0 | 2 | 3 | 1 | 0 | 17 |
| At Auburn | 40 | 7-17 | 1-4 | 1-3 | 7 | 3-0 | 3 | 3 | 0 | 0 | 16 |
| Centenary | 32 | 6-11 | 3-4 | 6-6 | 15 | 4-0 | 3 | 5 | 2 | 1 | 21 |
| At Georgia | 36 | 6-15 | 1-2 | 5-9 | 8 | 4-0 | 0 | 1 | 0 | 2 | 18 |
| At Miss.St. | 26 | 3-6 | 0-0 | 8-8 | 2 | 4-0 | 1 | 3 | 0 | 1 | 14 |
| Arkansas | 39 | 7-14 | 0-3 | 0-0 | 9 | 3-0 | 2 | 3 | 1 | 0 | 14 |
| S. Carolina | 34 | 6-15 | 1-4 | 6-8 | 6 | 4-0 | 3 | 5 | 0 | 2 | 19 |
| At Alabama | 39 | 7-15 | 1-2 | 3-4 | 6 | 3-0 | 2 | 2 | 1 | 0 | 18 |
| At Ole Miss | 37 | 6-10 | 1-2 | 1-2 | 11 | 4-0 | 0 | 5 | 0 | 1 | 14 |
| Auburn | 29 | 3-10 | 0-2 | 1-2 | 7 | 3-0 | 2 | 2 | 0 | 3 | 7 |
| Florida | 45 | 6-13 | 1-1 | 5-6 | 11 | 4-0 | 2 | 4 | 0 | 1 | 18 |
| At Arkansas | 35 | 4-7 | 0-0 | 5-8 | 14 | 2-0 | 4 | 6 | 0 | 1 | 13 |
| At Kentucky | 34 | 2-10 | 0-1 | 6-6 | 12 | 0-0 | 2 | 5 | 0 | 1 | 10 |
| Miss.State | 35 | 6-15 | 0-3 | 4-6 | 6 | 2-0 | 1 | 4 | 1 | 1 | 16 |
| Ole Miss | 36 | 6-14 | 3-4 | 7-12 | 6 | 4-0 | 1 | 3 | 1 | 0 | 22 |
| At Tennessee | 37 | 9-12 | 2-3 | 3-4 | 3 | 3-0 | 1 | 3 | 0 | 1 | 23 |
| Vs. Georgia | 36 | 5-14 | 0-2 | 4-4 | 6 | 0-0 | 2 | 1 | 2 | 1 | 14 |
| Vs. Arkansas | 38 | 7-17 | 0-4 | 8-12 | 10 | 4-0 | 1 | 3 | 2 | 1 | 22 |
| Totals | 1012 | 183-377 | 21-64 | 116-166 | 256 | 81-0 | 41 | 88 | 17 | 37 | 503 |

1999-2000

| Opponent | Min. | FG | 3FG | FT | REB. | PF/D | A | TO | BLK | STL | PTS |
|-------------------|------------|---------------|-------------|--------------|------------|-------------|-----------|-----------|-----------|-----------|------------|
| Grambling St. | 14 | 1-4 | 0-0 | 0-0 | 1 | 4-0 | 1 | 2 | 0 | 1 | 2 |
| SE Louisiana | 14 | 2-4 | 0-1 | 0-0 | 4 | 3-0 | 1 | 0 | 0 | 0 | 4 |
| Vs. Oakland | 17 | 2-5 | 0-1 | 0-0 | 3 | 0-0 | 1 | 0 | 1 | 1 | 4 |
| Vs. Wyoming | 14 | 1-4 | 0-0 | 0-0 | 1 | 4-0 | 1 | 2 | 0 | 1 | 2 |
| Vs. Fresno State | 2 | 0-0 | 0-0 | 0-0 | 0 | 0-0 | 0 | 0 | 0 | 0 | 0 |
| Alcorn State | 5 | 0-0 | 0-0 | 0-0 | 0 | 0-0 | 0 | 1 | 0 | 0 | 0 |
| Tenn. Martin | 14 | 2-5 | 0-1 | 1-7 | 1 | 1-0 | 1 | 1 | 0 | 1 | 5 |
| Sam Houston St. | 12 | 1-5 | 0-0 | 0-1 | 3 | 0-0 | 1 | 0 | 0 | 0 | 2 |
| Vs. Centenary | 11 | 2-6 | 0-1 | 0-0 | 0 | 1-0 | 1 | 3 | 0 | 0 | 4 |
| Nicholls State | 17 | 3-5 | 0-0 | 3-5 | 3 | 2-0 | 1 | 0 | 1 | 3 | 9 |
| Howard | 12 | 1-1 | 0-0 | 0-2 | 1 | 1-0 | 1 | 0 | 0 | 0 | 2 |
| Vs. Oklahoma St. | 10 | 2-5 | 0-1 | 2-3 | 5 | 0-0 | 1 | 2 | 0 | 0 | 6 |
| Alabama | 16 | 1-3 | 0-1 | 0-2 | 5 | 3-0 | 0 | 2 | 1 | 0 | 2 |
| Tennessee | 6 | 0-1 | 0-0 | 0-0 | 0 | 1-0 | 0 | 1 | 1 | 0 | 0 |
| At Florida | 15 | 2-6 | 1-1 | 3-5 | 4 | 0-0 | 1 | 1 | 1 | 0 | 8 |
| At Vanderbilt | 10 | 1-3 | 0-0 | 2-2 | 2 | 3-0 | 0 | 1 | 0 | 0 | 4 |
| Georgia | 2 | 0-0 | 0-0 | 0-0 | 0 | 0-0 | 0 | 0 | 0 | 0 | 0 |
| Arkansas | 24 | 5-13 | 0-0 | 4-8 | 16 | 1-0 | 1 | 1 | 0 | 0 | 14 |
| Arizona | 14 | 2-5 | 0-0 | 4-4 | 4 | 0-0 | 0 | 1 | 1 | 0 | 8 |
| At Miss.State | 15 | 0-0 | 0-0 | 0-1 | 7 | 3-0 | 0 | 0 | 1 | 0 | 0 |
| At Alabama | 21 | 5-9 | 0-1 | 2-2 | 6 | 3-0 | 0 | 2 | 0 | 1 | 12 |
| Auburn | 3 | 0-0 | 0-0 | 0-0 | 0 | 0-0 | 0 | 0 | 0 | 0 | 0 |
| Kentucky | 4 | 0-0 | 0-0 | 0-0 | 0 | 0-0 | 0 | 1 | 0 | 1 | 0 |
| At Ole Miss | 17 | 4-9 | 0-1 | 0-0 | 8 | 3-0 | 0 | 0 | 2 | 3 | 8 |
| At Arkansas | 22 | 4-10 | 0-0 | 5-8 | 4 | 1-0 | 0 | 0 | 0 | 0 | 13 |
| At South Carolina | 7 | 0-2 | 0-0 | 0-0 | 0 | 0-0 | 0 | 0 | 0 | 0 | 0 |
| Miss.State | 9 | 1-1 | 0-0 | 2-2 | 0 | 2-0 | 0 | 0 | 0 | 0 | 4 |
| At Auburn | 25 | 7-8 | 0-0 | 2-3 | 8 | 1-0 | 1 | 2 | 1 | 0 | 16 |
| Ole Miss | 14 | 1-2 | 0-1 | 0-0 | 3 | 2-0 | 0 | 1 | 0 | 1 | 2 |
| Vs. Vanderbilt | 15 | 1-4 | 0-2 | 0-0 | 3 | 4-0 | 0 | 0 | 0 | 0 | 2 |
| Vs. Arkansas | 18 | 2-2 | 0-0 | 5-6 | 9 | 1-0 | 0 | 3 | 0 | 1 | 9 |
| Vs. SE Missouri | 18 | 2-5 | 0-0 | 0-0 | 4 | 2-0 | 0 | 1 | 0 | 0 | 4 |
| Vs. Texas | 2 | 1-2 | 0-1 | 0-0 | 0 | 0-0 | 0 | 0 | 0 | 0 | 2 |
| Vs. Wisconsin | 5 | 0-1 | 0-0 | 0-0 | 0 | 0-0 | 0 | 1 | 0 | 0 | 0 |
| Totals | 433 | 63-136 | 2-14 | 39-68 | 112 | 45-0 | 14 | 31 | 11 | 15 | 167 |





BRIAN Green

00

**6-4 * 188 * Senior
Guard/Forward
Baton Rouge,La.
The Dunham School**

Career Highs

Points: 2,three times

Rebounds: 2,vs.Nicholls State,12-22-00

FGM: 1,twice

FGA: 3,vs.Nicholls State,12-22-00

3-PT FGA: 1,vs. Nicholls St., 12-22-00

FTM: 2,vs.Grambling State, 11-20-99

FTA: 2,vs.Grambling State, 11-20-99

Assists: 1,vs.Centenary, 1-17-01

Steals: 1,vs.Centenary, 1-17-01

Highest Scoring Games

1.2 – vs. Grambling State, 11-20-99

1.2 – vs. Tennessee-Martin,12-14-99

1.2 – vs. Texas Southern,12-8-00

Local walk-on who has been a big addition to the program ... Has proven to be an excellent,scrappy player who gives the Tigers extra depth in the implementation of John Brady's practice plan.

JUNIOR SEASON (2001-02)

Suffered from shin splints almost from the beginning of the pre-season practice session, did not play any games during the season.

SOPHOMORE SEASON (2000-01)

Played in six games, a total of 14 minutes for the Tigers .. Averaged 0.3 points per game and 0.7 rebounds .. Scored his two points against Texas Southern (Dec.8) ... Had two rebounds against Nicholls State (Dec.22) and one rebound against Texas Southern (Dec.8) and Centenary (Jan. 17).

FRESHMAN SEASON (1999-2000)


Appeared in nine games, averaging 0.4 points and 0.4 rebounds per game ... Scored two points in games against Grambling State on two free throws and against Tennessee-Martin on a field goal ... Had one rebound each against Grambling State, Tennessee-Martin, Centenary and Nicholls State ... Played a total of 10 minutes.

PRE-LSU

Four-year letter winner for coach J. P. Piper at The Dunham School ... Team was the Class A state champions his junior season and the state runner-up in his senior year of school ... Earned All-State Class A honors his senior year as chosen by the Louisiana Sports Writers'Association and was All-District in 8-1A ... Averaged 14.0 points and 7.0 rebounds per game ... Valedictorian and school Optimist Club Member.

PERSONAL

Full name is John Brian Green .. Born in Baton Rouge on May 1, 1981 ... Parents are John and Gloria Green ... Has one sister, Kristan ... Lists his high school coach (J. P. Piper) as the biggest influence on him athletically ... Majoring in pre-med ... Enjoys steak and favorite dessert is ice cream ... Enjoys playing Jeopardy and favorite basketball player is Grant Hill.



GREEN'S GAME-BY-GAME TOTALS

2000-01

| Opponent | Min. | FG | 3FG | FT | REB. | PF/D | A | TO | BLK | STL | PTS |
|----------------|-----------|------------|------------|------------|----------|------------|----------|----------|----------|----------|----------|
| UL-Monroe | 2 | 0-0 | 0-0 | 0-0 | 0 | 0-0 | 0 | 0 | 1 | 0 | 0 |
| Norfolk St. | 1 | 0-0 | 0-0 | 0-0 | 0 | 0-0 | 0 | 0 | 0 | 0 | 0 |
| Texas Southern | 2 | 0-0 | 0-0 | 0-0 | 1 | 1-0 | 0 | 0 | 0 | 0 | 2 |
| New Orleans | 2 | 0-1 | 0-0 | 0-0 | 0 | 0-0 | 0 | 0 | 0 | 0 | 0 |
| Nicholls St. | 4 | 0-3 | 0-1 | 0-0 | 2 | 0-0 | 0 | 0 | 0 | 0 | 0 |
| Centenary | 3 | 0-0 | 0-0 | 0-0 | 1 | 1-0 | 1 | 0 | 0 | 1 | 0 |
| Totals | 14 | 1-5 | 0-1 | 0-0 | 4 | 2-0 | 1 | 0 | 1 | 1 | 2 |

1999-2000

| Opponent | Min. | FG | 3FG | FT | REB. | PF/D | A | TO | BLK | STL | PTS |
|-----------------|-----------|------------|------------|------------|----------|------------|----------|----------|----------|----------|----------|
| Grambling St. | 2 | 0-0 | 0-0 | 2-2 | 1 | 0-0 | 0 | 1 | 0 | 0 | 2 |
| Vs. Wyoming | 1 | 0-0 | 0-0 | 0-0 | 0 | 0-0 | 0 | 0 | 0 | 0 | 0 |
| Tenn.-Martin | 1 | 1-1 | 0-0 | 0-0 | 1 | 0-0 | 0 | 0 | 0 | 0 | 2 |
| Sam Houston St. | 1 | 0-0 | 0-0 | 0-0 | 0 | 0-0 | 0 | 0 | 0 | 0 | 0 |
| vs.Centenary | 1 | 0-0 | 0-0 | 0-0 | 1 | 0-0 | 0 | 0 | 0 | 0 | 0 |
| Nicholls St. | 1 | 0-0 | 0-0 | 0-0 | 1 | 0-0 | 0 | 0 | 0 | 0 | 0 |
| Howard | 1 | 0-0 | 0-0 | 0-0 | 0 | 1-0 | 0 | 0 | 0 | 0 | 0 |
| At Alabama | 1 | 0-0 | 0-0 | 0-0 | 0 | 0-0 | 0 | 0 | 0 | 0 | 0 |
| At Ole Miss | 1 | 0-0 | 0-0 | 0-0 | 0 | 0-0 | 0 | 0 | 0 | 0 | 0 |
| Totals | 10 | 1-1 | 0-0 | 2-2 | 4 | 1-0 | 0 | 1 | 0 | 0 | 4 |

GREEN'S CAREER TOTALS

| YEAR | G/GS | MIN. | FG/FGA | FG% | FG/FGA | FG% | FT/FTA | FT% | REB-AVG | PF/D | AST | TO | BLK | STL | PTS-AVG |
|---------------|-------------|-----------|------------|-------------|------------|-------------|------------|--------------|--------------|------------|----------|----------|----------|----------|--------------|
| 1999-00 | 9-0 | 10 | 1-1 | 1.000 | 0-0 | .000 | 2-2 | 1.000 | 4-0.4 | 1-0 | 0 | 1 | 0 | 0 | 4-0.4 |
| 2000-01 | 6-0 | 14 | 1-5 | .200 | 0-1 | .000 | 0-0 | .000 | 4-0.7 | 2-0 | 1 | 0 | 1 | 1 | 2-0.3 |
| Totals | 15-0 | 24 | 2-6 | .333 | 0-1 | .000 | 2-2 | 1.000 | 8-0.5 | 3-0 | 1 | 1 | 1 | 1 | 6-0.4 |

Tigers



42

6-5 * 206 * Sophomore
Guard
Grambling, La.
Grambling HS

Career Highs

Points: 24, vs. Vanderbilt (SECT), 3-07-02

Rebounds: 8, at Vanderbilt, 2-06-02

FGM: 9, vs. Mississippi State, 02-13-02

FGA: 17, twice

3-PT FGM: 4, three times

3-PT FGA: 7, twice

FTM: 11, vs. Georgia (SECT), 03-08-02

FTA: 12, vs. Georgia (SECT), 03-08-02

Assists: 4, four times

Blocks: 2, vs. Georgia, 02-23-02

Steals: 4, twice

Highest Scoring Games

1. 24 - vs. Vanderbilt (SECT), 3-07-02
2. 23 - vs. Mississippi State, 2-13-02
2. 23 - vs. Georgia (SECT), 3-08-02
4. 19 - vs. Southern, 11-19-01
5. 16 - at Hawaii-Hilo, 11-24-01
5. 16 - at New Orleans, 12-18-01
5. 16 - at Alabama, 1-5-02
5. 16 - at Auburn, 3-2-02
5. 16 - vs. Miss. State (SECT), 3-9-02
10. 14 - vs. Nicholls State, 12-30-01
10. 14 - at South Carolina, 2-20-02

ANTONIO Hudson

2002 SEC All-Tournament

Had some highs and lows in his freshman season, but was a big factor in LSU's 7-4 finish, earning SEC All-Tournament honors for his play.

FRESHMAN SEASON (2001-02)

Finished the season with a 10.3 scoring average, playing in all 34 games, starting 16 ... Averaged 28.1 minutes per game ... Hit 43 three-pointers and 38.7 percent of his trey attempts ... Also averaged 3.3 rebounds a game and 1.56 assists a contest ... Fourth on the team in scoring ... Became the first LSU player to make the All-SEC Tournament team since 1993 with his three-game performance at the Georgia Dome in Atlanta ... Hudson

in three games played 109 minutes, hit 19-of-35 field goal attempts (54.3 percent), 6-of-10 three-point field goals (60.0 percent) and 19-of-23 free throws (82.6 percent), while averaging 21.0 points and 4.0 rebounds a game for LSU ... Hudson scored 24 in a first-round win over Vanderbilt, 23 in the quarterfinal win over Georgia and 16 in the narrow semifinal loss to Mississippi State ... SEC Tournament performance left many writers wondering how Hudson got left off league all-freshman team ... Finished with double figure scoring in seven of the last 11 games ... 16 double figure scoring games ... Best game of 24 was against Vandy in the SEC Tournament with 23 points against Mississippi State and Georgia.



PRE-LSU

Played basketball for Coach Michael Lyons at Grambling High ... Four-time All-District first team, District MVP twice ... First-Team All-State three years, All-State MVP ... Averaged 30.5 points per game, 10.5 rebounds, five assists and four steals ... Two-time Shreveport Times Player of the Year ... McDonald's All-America nominee ... Also played baseball at Grambling (pitcher, shortstop) for Coach Cecil Gray ... Two-year member of the National Honor Society.

PERSONAL

Born in Minden on July 23, 1983 ... Full name is Antonio Eugene Hudson ... Nickname is Tonio ... Parents are Eugene Hudson, Jr., and Sandra Hudson ... Major is education ... Enjoys shooting pool and eating pizza ... Favorite female singer is Mariah Carey and favorite TV shows are Fresh Prince and Martin ... Chose LSU because "it was a dream to play for a major program, like LSU, plus it's at home."

HUDSON'S CAREER TOTALS

| YEAR | G/GS | MIN. | FG/FGA | FG% | FG/FGA | FG% | FT/FTA | FT% | REB-AVG | PF/D | AST | TO | BLK | STL | PTS-AVG |
|---------------|--------------|------------|----------------|-------------|---------------|-------------|--------------|-------------|----------------|-------------|-----------|-----------|-----------|-----------|-----------------|
| 2001-02 | 34-16 | 957 | 124-288 | .431 | 43-111 | .387 | 60-91 | .659 | 113-3.3 | 55-1 | 53 | 52 | 11 | 42 | 351-10.3 |
| Totals | 34-16 | 957 | 124-288 | .431 | 43-111 | .387 | 60-91 | .659 | 113-3.3 | 55-1 | 53 | 52 | 11 | 42 | 351-10.3 |



HUDSON'S GAME-BY-GAME TOTALS

2001-02

| <i>Opponent</i> | <i>Min.</i> | <i>FG</i> | <i>3FG</i> | <i>FT</i> | <i>REB.</i> | <i>PF/D</i> | <i>A</i> | <i>TO</i> | <i>BLK</i> | <i>STL</i> | <i>PTS</i> |
|------------------|-------------|----------------|---------------|--------------|-------------|-------------|-----------|-----------|------------|------------|------------|
| Campbell | 25 | 5-10 | 1-3 | 0-0 | 1 | 1-0 | 1 | 1 | 0 | 0 | 11 |
| Southern | 25 | 7-12 | 0-3 | 5-6 | 4 | 1-0 | 2 | 0 | 0 | 0 | 19 |
| Vs. Weber State | 38 | 5-11 | 1-2 | 1-4 | 6 | 1-0 | 4 | 0 | 1 | 1 | 12 |
| At Hawaii-Hilo | 27 | 6-10 | 1-2 | 3-4 | 1 | 2-0 | 1 | 1 | 0 | 1 | 16 |
| Vs. Mercer | 12 | 0-3 | 0-2 | 2-2 | 0 | 0-0 | 0 | 3 | 0 | 0 | 2 |
| Towson | 24 | 3-6 | 1-3 | 1-2 | 3 | 0-0 | 1 | 1 | 0 | 2 | 8 |
| Northwestern St. | 23 | 4-11 | 1-3 | 0-1 | 1 | 1-0 | 2 | 1 | 0 | 3 | 9 |
| UL-Lafayette | 9 | 0-2 | 0-1 | 0-0 | 2 | 0-0 | 0 | 1 | 0 | 0 | 0 |
| McNeese St. | 29 | 4-5 | 1-1 | 4-4 | 3 | 1-0 | 2 | 2 | 0 | 4 | 13 |
| At New Orleans | 38 | 5-9 | 4-5 | 2-2 | 6 | 3-0 | 2 | 2 | 0 | 1 | 16 |
| Houston | 11 | 0-3 | 0-3 | 0-0 | 0 | 1-0 | 2 | 0 | 0 | 1 | 0 |
| Vs. Miami | 12 | 1-3 | 0-1 | 1-2 | 2 | 1-0 | 0 | 0 | 0 | 0 | 3 |
| Nicholls State | 36 | 5-9 | 1-3 | 3-6 | 5 | 1-0 | 4 | 1 | 1 | 4 | 14 |
| At Alabama | 23 | 6-7 | 4-4 | 0-0 | 3 | 0-0 | 2 | 0 | 0 | 0 | 16 |
| Arkansas | 27 | 4-9 | 3-5 | 0-1 | 1 | 2-0 | 1 | 0 | 0 | 3 | 11 |
| At Florida | 24 | 3-8 | 1-3 | 0-0 | 3 | 0-0 | 1 | 3 | 1 | 1 | 7 |
| Auburn | 20 | 2-4 | 0-1 | 0-0 | 1 | 3-0 | 0 | 0 | 1 | 0 | 4 |
| At Ole Miss | 37 | 3-8 | 1-2 | 1-4 | 5 | 1-0 | 2 | 2 | 1 | 0 | 8 |
| At Miss.State | 23 | 1-3 | 1-3 | 1-2 | 2 | 2-0 | 1 | 2 | 0 | 1 | 4 |
| Tennessee | 29 | 3-9 | 2-5 | 0-0 | 6 | 3-0 | 3 | 2 | 0 | 2 | 8 |
| Alabama | 23 | 1-7 | 0-4 | 0-1 | 1 | 3-0 | 0 | 2 | 0 | 2 | 2 |
| At Vanderbilt | 32 | 3-9 | 0-2 | 0-3 | 8 | 2-0 | 2 | 1 | 0 | 0 | 6 |
| Kentucky | 28 | 0-5 | 0-2 | 0-0 | 4 | 0-0 | 2 | 3 | 1 | 1 | 0 |
| Miss.State | 42 | 9-17 | 4-7 | 1-2 | 7 | 4-0 | 1 | 3 | 0 | 2 | 23 |
| At Arkansas | 26 | 1-6 | 1-5 | 5-6 | 2 | 5-1 | 2 | 2 | 0 | 0 | 8 |
| At S. Carolina | 35 | 3-11 | 3-7 | 5-6 | 3 | 3-0 | 3 | 4 | 0 | 2 | 14 |
| Georgia | 37 | 4-12 | 2-5 | 3-4 | 3 | 1-0 | 4 | 0 | 2 | 3 | 13 |
| Ole Miss | 29 | 4-8 | 0-1 | 1-2 | 3 | 1-0 | 2 | 3 | 1 | 1 | 9 |
| At Auburn | 38 | 6-13 | 2-4 | 2-3 | 5 | 3-0 | 1 | 2 | 0 | 3 | 16 |
| Vs. Vanderbilt | 36 | 8-14 | 2-4 | 2-3 | 5 | 3-0 | 1 | 2 | 0 | 3 | 15 |
| Vs. Georgia | 35 | 5-11 | 2-3 | 11-12 | 3 | 2-0 | 0 | 0 | 0 | 1 | 23 |
| Vs. Miss.State | 38 | 6-10 | 2-3 | 2-4 | 4 | 3-0 | 0 | 2 | 1 | 0 | 16 |
| At Iowa | 33 | 4-12 | 1-4 | 0-0 | 3 | 2-0 | 1 | 3 | 0 | 1 | 9 |
| Ball State | 33 | 3-11 | 1-5 | 0-1 | 7 | 1-0 | 4 | 3 | 1 | 1 | 7 |
| Totals | 957 | 124-288 | 43-111 | 60-91 | 113 | 55-1 | 53 | 52 | 11 | 42 | 351 |



Tigers



41

**6-7 * 218 * Senior
Guard
Baton Rouge,La.
University High (BR)**

Career Highs

Points: 30, at Tennessee, 03-02-01
Rebounds: 14, vs. Southern, 11-19-01
FGM: 11, at Tennessee, 03-02-01
FGA: 18, at Mississippi State, 01-24-01
3-PT FGM: 6, twice
3-PT FGA: 10, vs. Houston, 12-20-01
FTM: 9, twice
FTA: 10, vs. Arkansas, 01-13-02
Assists: 6, twice
Blocks: 2, vs. Vanderbilt (SECT),
03-10-00
Steals: 6, vs. UNO, 12-16-00

Highest Scoring Games

- 30 – at Tennessee, 3-03-01
- 27 – at Mississippi State, 1-24-01
- 24 – Towson, 11-28-01
- 24 – Northwestern State,
12-02-01
- 22 – vs. Texas Southern, 12-9-00
- 22 – vs. Oregon State, 12-28-00
- 22 – vs. Mercer, 11-25-01
- 22 – vs. Houston, 12-20-01
- 21 – vs. Arkansas, 1-23-02
- 20 – vs. Nicholls St., 12-22-00
- 20 – vs. Vandy (SEC Tourn.)
3-10-00
- 20 – vs. Arkansas, 3-9-00
- 20 – vs. Southern, 11-19-01
- 20 – vs. UL-Lafayette, 12-04-01

COLLIS

Temple III

**Graduated July 2001, General Business
Verizon All-District Academic, 2001
SEC Academic Honor Roll – 2000, 2001, 2002
NABC All-District 8 Second Team — 2002**

He may well be the most improved player in college basketball when you take in the point he started at LSU to the present, which will be his second year of graduate school ... A good junior season was interrupted by injury, which finally shut him down with ankle surgery on March 1 ... Rehabbed over the summer and should be ready to go for his final season.

JUNIOR SEASON (2001-2002)

Played in 21 games, starting 19 in a season of injury problems, which began on Dec. 15 when he sprained his right ankle against McNeese State ... Temple would miss one game before returning, but would miss another game late in December with tendonitis ... He returned, but two days after the Jan. 19 Auburn game, an MRI showed a partially torn tendon in his foot ... He returned after missing one game, finally respraining the ankle late in the Feb. 6 Vandy game ... He missed three games, playing sparingly in the next two before ending his season on March 1 when Baton Rouge doctors Larry Ferachi and Brent Bankston did a reconstruction on a ruptured tendon in his foot and reconstructed his right ankle ... Averaged 28.1 minutes a game ... Tied for second on the team in scoring at 13.4 points per game ... Also averaged 6.0 rebounds a game and 2.24 assists ... Earned SEC Player of the Week honors for Dec. 3 for back-to-back 20-plus point games against Towson (Nov. 28) and Northwestern State (Dec. 2) ... Against Towson, Temple made 10-of-12 shots, 24 points, seven rebounds, five steals and two assists ... Temple also scored 24 points versus Northwestern State on 7-of-14 shooting, including four three-pointers, with 13 rebounds, four assists and two steals ... It marked the first Player of the Week for an LSU player since Feb. 14, 2000 ... Opened the season with double figures in the first eight games prior to spraining his ankle, including 20-plus games in the last four (22-vs. Mercer, Nov. 25; 24-Towson, Nov. 28; 24-Northwestern State, Dec. 2; 20-vs. Louisiana Lafayette, Dec. 4) ... A total of 14 games in double figures, seven of 20 or more points ... Hit 39-of-104 (37.5 percent) from three-point range and 58-of-71 (81.7 percent) from the free throw line ... 37 career games in double figures ... Three double-doubles, with a best of 14 rebounds to go with 20 points against Southern.

SOPHOMORE SEASON (2000-2001)

Averaged 14.1 points per game while averaging 4.6 rebounds ... Started 28-of-29 games, averaging 31.7 minutes a game ... Had team-best-53 three pointers ... Had double-figures in 21 games ... Best basket of the season was on Feb. 28 with 6.4 seconds in overtime when he tipped in Brian Beshara's miss in the 78-77 win over Ole Miss ... Had 30 points in season finale at Tennessee, the first 30-point game by an LSU player since Nov. 27, 1999 ... Against Tennessee (March 2), Temple hit 7-of-12

TEMPLE'S CAREER TOTALS

| YEAR | G/GS | MIN. | FG/FGA | FG% | FG/FGA | FG% | FT/FTA | FT% | REB-AVG | PF/D | AST | TO | BLK | STL | PTS-AVG |
|---------------|--------------|-------------|-----------------|-------------|---------------|-------------|----------------|-------------|----------------|--------------|------------|------------|-----------|-----------|------------------|
| 1999-00 | 33-0 | 425 | 37-87 | .425 | 22-58 | .379 | 35-46 | .761 | 53-1.6 | 32-0 | 29 | 35 | 6 | 21 | 131-4.0 |
| 2000-01 | 29-28 | 918 | 134-297 | .451 | 53-146 | .363 | 88-120 | .733 | 133-4.6 | 83-2 | 65 | 78 | 10 | 40 | 409-14.1 |
| 2001-02 | 21-19 | 592 | 92-214 | .430 | 39-104 | .375 | 58-71 | .817 | 126-6.0 | 45-1 | 47 | 50 | 4 | 21 | 281-13.4 |
| Totals | 97-62 | 2648 | 466-1000 | .466 | 54-186 | .290 | 236-379 | .623 | 658-6.8 | 240-2 | 128 | 226 | 50 | 87 | 1222-12.6 |



field goals, including a career-high six treys ... He also tied career assists mark of four in the 39-minute effort ... His previous scoring high was 27 at Mississippi State when he hit a career-high 10 field goals ... 12th in the league in scoring ... Eighth in the league in free-throw percentage (88-of-120, 73.3 percent ... Ninth in the league in three-point field-goal percentage (53-of-146, 36.3 percent) ... Six games of 20 points or more topped by his 30-point game at Tennessee ... Hit 45.1 percent from the field with one double-double, a 20-point, 10-rebound effort against Nicholls State (Dec. 22).

FRESHMAN SEASON (1999-2000)

Averaged 4.0 points per game and 1.6 rebounds, while averaging 12.9 minutes per game ... Hit 37 percent of three pointers and 76.1 percent from the free-throw line (35-of-46) ... Two games in double figures topped by 20 in the SEC Tournament win over Vanderbilt (March 10) ... In the Vanderbilt game, was 7-of-8 from the field and 6-of-7 from three-point range with two assists and two blocks ... That was part of a three-game stretch against Ole Miss, Vanderbilt and Arkansas when Temple hit 11-of-13 from the field and 9-of-11 from three-point range ... Played 20 minutes or more in four games, appeared in 33-of-34 contests ... In the Italian tour that summer, averaged 9.0 points per game, along with 4.2 boards and 2.6 assists ... Hit 43.7 percent from three-point range.

REDSHIRT FRESHMAN SEASON (1998-99)

Injured his hip on the first day of practice during Fan Day activities, forcing him to miss nearly three months of practice ... Was able to return to practice for the final part of the season.

PRE-LSU

Played four years of high school basketball at University High, the last under former LSU assistant basketball coach Ari Fisher ... Also ran cross country for four years and was on the track and field team for two seasons ... He earned all-district honors, three times including two years when he was named District MVP ... He was a two-time member of the All-State team, twice All-Metro and an honorable mention All-American ... He averaged 26.9 points as a senior, seven rebounds, seven assists and shot 52 percent from the field ... Scored 2,001 points in his career, averaging some 19 points a game ... Two-time All-District cross country ... Played 18 minutes in the Louisiana High School Coaches All-Star game, earning MVP honors after scoring 21 points on 7-of-9 shooting, including 5-of-7 from three-point range.

PERSONAL


Full name is Collis Benton Temple, III ... Born on September 1, 1979 ... Right handed ... Parents are Collis B. Temple, Jr., and Soundra Johnson Temple ... Collis, Jr., played for the LSU basketball team for three seasons; 1972-74; one under Press Maravich, two under Dale Brown ... Father is 22nd on the school's all-time rebound list and earned third-team All-SEC honors his senior season, averaging 15 points and 10.5 rebounds a game ... Two younger brothers Elliott and Garrett ... Earned degree in Business Administration and presently is attending Graduate School ... Plays the trombone ... Favorite athlete is his father.

TEMPLE'S GAME-BY-GAME TOTALS

2001-02

| Opponent | Min. | FG | 3FG | FT | REB. | PF/D | A | TO | BLK | STL | PTS |
|------------------|------------|---------------|---------------|--------------|------------|-------------|-----------|-----------|----------|-----------|------------|
| Campbell | 28 | 6-14 | 2-6 | 2-3 | 6 | 0-0 | 4 | 2 | 0 | 2 | 16 |
| Southern | 30 | 6-12 | 4-8 | 4-5 | 14 | 0-0 | 4 | 3 | 1 | 2 | 20 |
| Vs. Weber State | 35 | 4-11 | 2-5 | 5-6 | 4 | 4-0 | 2 | 0 | 0 | 1 | 15 |
| At Hawaii Hilo | 31 | 4-17 | 2-8 | 1-2 | 9 | 4-0 | 1 | 2 | 0 | 0 | 11 |
| Vs. Mercer | 36 | 7-15 | 3-7 | 5-5 | 7 | 1-0 | 6 | 2 | 0 | 1 | 22 |
| Towson | 30 | 10-12 | 2-3 | 2-3 | 7 | 0-0 | 2 | 4 | 0 | 5 | 24 |
| Northwestern St. | 31 | 7-14 | 4-6 | 6-7 | 13 | 2-0 | 4 | 2 | 0 | 2 | 24 |
| UL-Lafayette | 38 | 6-16 | 1-5 | 7-8 | 11 | 0-0 | 1 | 4 | 1 | 1 | 20 |
| McNeese St. | 9 | 1-2 | 0-0 | 2-2 | 4 | 0-0 | 2 | 0 | 0 | 0 | 4 |
| Houston | 35 | 7-15 | 4-10 | 4-5 | 3 | 3-0 | 2 | 1 | 0 | 1 | 22 |
| Vs. Miami | 36 | 2-13 | 0-5 | 1-1 | 6 | 2-0 | 1 | 4 | 0 | 1 | 5 |
| At Alabama | 37 | 7-11 | 2-4 | 2-2 | 2 | 5-1 | 0 | 5 | 0 | 0 | 18 |
| Arkansas | 34 | 5-7 | 2-4 | 9-10 | 5 | 3-0 | 3 | 1 | 0 | 0 | 21 |
| At Florida | 27 | 5-9 | 5-7 | 0-0 | 2 | 4-0 | 0 | 5 | 0 | 0 | 15 |
| Auburn | 28 | 2-7 | 0-2 | 5-7 | 10 | 4-0 | 6 | 3 | 0 | 0 | 9 |
| At Miss. State | 26 | 1-6 | 0-5 | 0-0 | 6 | 4-0 | 2 | 3 | 0 | 2 | 2 |
| Tennessee | 26 | 5-12 | 1-5 | 1-2 | 3 | 3-0 | 1 | 3 | 1 | 2 | 12 |
| Alabama | 37 | 4-12 | 2-6 | 2-3 | 7 | 3-0 | 1 | 2 | 0 | 1 | 12 |
| At Vanderbilt | 25 | 2-7 | 2-6 | 0-0 | 5 | 2-0 | 4 | 4 | 1 | 0 | 6 |
| At S. Carolina | 8 | 1-1 | 1-1 | 0-0 | 1 | 0-0 | 0 | 0 | 0 | 0 | 3 |
| Georgia | 5 | 0-1 | 0-1 | 0-0 | 1 | 1-0 | 1 | 0 | 0 | 0 | 0 |
| Totals | 592 | 92-214 | 39-104 | 58-71 | 126 | 45-1 | 47 | 50 | 4 | 21 | 281 |

Tigers



2000-2001

| Opponent | Min. | FG | 3FG | FT | REB. | PF/D | A | TO | BLK | STL | PTS |
|----------------|------------|----------------|---------------|---------------|------------|-------------|-----------|-----------|-----------|-----------|------------|
| UL-Monroe | 22 | 5-13 | 1-4 | 1-2 | 8 | 3-0 | 1 | 0 | 0 | 1 | 12 |
| Norfolk St. | 24 | 5-9 | 0-2 | 9-9 | 2 | 3-0 | 4 | 3 | 0 | 2 | 24 |
| At Houston | 36 | 4-12 | 1-5 | 2-2 | 3 | 3-0 | 2 | 1 | 0 | 0 | 11 |
| Texas Southern | 32 | 7-10 | 3-5 | 5-5 | 2 | 4-0 | 4 | 2 | 0 | 5 | 22 |
| McNeese State | 17 | 6-9 | 0-2 | 4-5 | 5 | 2-0 | 2 | 2 | 1 | 2 | 16 |
| New Orleans | 27 | 6-9 | 1-2 | 6-7 | 3 | 1-0 | 2 | 2 | 2 | 6 | 19 |
| At Arizona | 29 | 1-4 | 0-3 | 3-6 | 2 | 2-0 | 3 | 1 | 1 | 1 | 5 |
| Nicholls State | 25 | 5-7 | 5-5 | 5-6 | 10 | 0-0 | 4 | 2 | 0 | 1 | 20 |
| Vs. Oregon St. | 32 | 8-13 | 3-6 | 3-4 | 4 | 2-0 | 2 | 3 | 0 | 1 | 22 |
| Wyoming | 30 | 3-11 | 0-3 | 5-6 | 6 | 2-0 | 0 | 2 | 0 | 2 | 11 |
| Alabama | 39 | 7-15 | 3-7 | 1-2 | 5 | 3-0 | 1 | 4 | 0 | 0 | 18 |
| Vanderbilt | 32 | 2-5 | 1-4 | 1-3 | 4 | 2-0 | 3 | 2 | 0 | 1 | 6 |
| At Auburn | 27 | 3-9 | 3-8 | 3-4 | 4 | 4-0 | 3 | 4 | 0 | 2 | 12 |
| Centenary | 26 | 3-6 | 0-3 | 6-8 | 4 | 3-0 | 4 | 1 | 1 | 1 | 12 |
| At Georgia | 26 | 5-10 | 1-3 | 3-4 | 4 | 3-0 | 1 | 3 | 1 | 0 | 14 |
| At Miss. St. | 38 | 10-18 | 5-8 | 2-3 | 6 | 2-0 | 2 | 2 | 0 | 2 | 27 |
| Arkansas | 39 | 5-11 | 2-4 | 4-7 | 4 | 5-1 | 2 | 2 | 0 | 3 | 16 |
| South Carolina | 39 | 2-12 | 0-6 | 1-2 | 6 | 3-0 | 3 | 6 | 0 | 1 | 9 |
| At Alabama | 23 | 3-7 | 1-4 | 1-2 | 4 | 4-0 | 1 | 4 | 1 | 2 | 8 |
| At Ole Miss | 22 | 1-4 | 0-1 | 1-1 | 5 | 2-0 | 1 | 7 | 0 | 0 | 3 |
| Auburn | 32 | 4-14 | 2-7 | 2-2 | 2 | 4-0 | 2 | 2 | 0 | 1 | 12 |
| Florida | 40 | 5-10 | 4-8 | 0-0 | 2 | 2-0 | 3 | 20 | 0 | 2 | 14 |
| At Arkansas | 30 | 1-6 | 0-5 | 2-4 | 2 | 3-0 | 1 | 5 | 1 | 1 | 4 |
| At Kentucky | 32 | 5-12 | 2-7 | 0-1 | 8 | 3-0 | 3 | 2 | 0 | 0 | 12 |
| Miss. State | 37 | 4-9 | 2-6 | 1-2 | 5 | 5-1 | 1 | 2 | 0 | 1 | 11 |
| Ole Miss | 42 | 4-9 | 2-4 | 6-7 | 5 | 2-0 | 4 | 3 | 0 | 1 | 16 |
| At Tennessee | 39 | 11-16 | 6-9 | 2-3 | 6 | 3-0 | 4 | 3 | 1 | 1 | 30 |
| Vs. Georgia | 34 | 3-12 | 2-7 | 4-6 | 4 | 4-0 | 1 | 1 | 0 | 0 | 12 |
| Vs. Arkansas | 28 | 6-15 | 3-8 | 5-7 | 8 | 4-0 | 1 | 4 | 1 | 0 | 20 |
| Totals | 918 | 134-297 | 53-146 | 88-120 | 133 | 83-2 | 65 | 78 | 10 | 40 | 409 |

1999-2000

| Opponent | Min. | FG | 3FG | FT | REB. | PF/D | A | TO | BLK | STL | PTS |
|------------------|------------|--------------|--------------|--------------|-----------|-------------|-----------|-----------|----------|-----------|------------|
| Grambling St. | 23 | 1-2 | 0-1 | 2-2 | 5 | 3-0 | 3 | 2 | 1 | 1 | 4 |
| SE Louisiana | 13 | 1-2 | 1-2 | 1-2 | 0 | 0-0 | 0 | 2 | 0 | 1 | 4 |
| Vs. Oakland | 6 | 0-1 | 0-1 | 0-0 | 2 | 0-0 | 1 | 1 | 0 | 0 | 0 |
| Vs. Wyoming | 16 | 1-1 | 1-1 | 2-2 | 3 | 2-0 | 1 | 1 | 1 | 1 | 5 |
| Vs. Fresno St. | 3 | 0-1 | 0-0 | 0-0 | 1 | 0-0 | 0 | 0 | 0 | 0 | 0 |
| Alcorn State | 13 | 1-5 | 0-2 | 2-3 | 0 | 0-0 | 2 | 0 | 0 | 1 | 4 |
| Tenn.-Martin | 10 | 1-2 | 1-1 | 0-0 | 0 | 1-0 | 0 | 0 | 0 | 0 | 3 |
| Sam Houston St. | 14 | 1-3 | 0-2 | 5-8 | 0 | 0-0 | 1 | 3 | 0 | 3 | 7 |
| Vs. Centenary | 8 | 0-0 | 0-0 | 1-2 | 2 | 0-0 | 2 | 0 | 0 | 1 | 1 |
| Nicholls State | 14 | 1-3 | 0-1 | 1-2 | 2 | 0-0 | 1 | 1 | 0 | 0 | 3 |
| Howard | 7 | 2-3 | 0-1 | 0-0 | 1 | 1-0 | 1 | 0 | 0 | 0 | 4 |
| Vs. Oklahoma St. | 18 | 1-4 | 1-4 | 2-2 | 2 | 2-0 | 0 | 1 | 0 | 3 | 5 |
| Tennessee | 8 | 1-1 | 1-1 | 0-1 | 1 | 1-0 | 0 | 0 | 1 | 1 | 3 |
| At Florida | 10 | 0-2 | 0-1 | 0-0 | 1 | 0-0 | 1 | 0 | 0 | 0 | 0 |
| At Vanderbilt | 10 | 0-1 | 0-1 | 1-2 | 1 | 3-0 | 0 | 1 | 0 | 1 | 1 |
| Georgia | 9 | 0-1 | 0-1 | 2-2 | 2 | 2-0 | 1 | 1 | 0 | 1 | 2 |
| Arkansas | 19 | 3-5 | 1-3 | 2-2 | 2 | 2-0 | 1 | 1 | 0 | 1 | 9 |
| Arizona | 23 | 2-7 | 2-5 | 0-0 | 3 | 1-0 | 1 | 1 | 0 | 1 | 6 |
| At Miss. St. | 10 | 0-1 | 0-1 | 0-0 | 1 | 0-0 | 1 | 0 | 0 | 0 | 0 |
| At Alabama | 14 | 3-7 | 1-3 | 4-4 | 0 | 1-0 | 2 | 3 | 0 | 0 | 11 |
| Auburn | 9 | 0-0 | 0-0 | 2-2 | 1 | 0-0 | 1 | 0 | 1 | 0 | 2 |
| Kentucky | 18 | 2-6 | 1-3 | 2-2 | 5 | 3-0 | 1 | 2 | 0 | 3 | 7 |
| At Ole Miss | 13 | 2-2 | 2-2 | 2-2 | 0 | 1-0 | 1 | 0 | 0 | 0 | 8 |
| At Arkansas | 6 | 0-0 | 0-0 | 0-0 | 0 | 1-0 | 0 | 0 | 0 | 0 | 0 |
| At S. Carolina | 15 | 1-3 | 0-2 | 0-0 | 0 | 1-0 | 1 | 0 | 0 | 0 | 2 |
| Miss. State | 9 | 0-2 | 0-2 | 0-0 | 0 | 1-0 | 0 | 1 | 0 | 0 | 0 |
| Auburn | 20 | 1-2 | 0-0 | 0-0 | 3 | 1-0 | 2 | 4 | 0 | 0 | 2 |
| Ole Miss | 15 | 2-2 | 1-1 | 0-0 | 3 | 2-0 | 0 | 2 | 0 | 1 | 5 |
| Vs. Vanderbilt | 20 | 7-8 | 6-7 | 0-0 | 2 | 1-0 | 2 | 3 | 2 | 0 | 20 |
| Vs. Arkansas | 15 | 2-3 | 2-3 | 0-0 | 2 | 0-0 | 2 | 1 | 0 | 1 | 6 |
| Vs. SE Missouri | 10 | 0-2 | 0-2 | 1-2 | 3 | 0-0 | 0 | 1 | 0 | 0 | 1 |
| Vs. Texas | 10 | 0-2 | 0-1 | 3-4 | 2 | 0-0 | 0 | 0 | 0 | 0 | 3 |
| Vs. Wisconsin | 17 | 1-3 | 1-3 | 0-0 | 3 | 1-0 | 0 | 3 | 0 | 0 | 3 |
| Totals | 425 | 37-87 | 22-58 | 35-46 | 53 | 32-0 | 29 | 35 | 6 | 23 | 131 |



CHARLIE Thompson

10

6-1 * 190 * Junior
Guard
Lake Charles, La.
St. Louis HS

Career Highs

Points: 7, vs. Vanderbilt, 1-10-01
Rebounds: 3, twice
FGM: 2, three times
FGA: 4, twice
3-PT FGM: 2, at Alabama, 2-03-01
3-PT FGA: 2, nine times
FTM: 4, twice
FTA: 4, three times
Assists: 6, vs. Centenary, 1-17-01
Steals: 2, three times

Highest Scoring Games

- 7 - vs. Vanderbilt, 1-10-01
- 6 - at Alabama, 2-03-01
- 6 - vs. Ole Miss, 2-27-02
- 5 - vs. Alabama, 1-06-01
- 5 - vs. Centenary, 1-17-01
- 5 - vs. Campbell, 11-17-01
- 5 - at Hawaii-Hilo, 11-24-01
- 5 - vs. Mercer, 11-25-01
- 5 - at New Orleans, 12-18-01
- 4 - vs. Vanderbilt (SEC), 3-7-02

Former walk-on who served as the primary backup at point guard for LSU the past two seasons ... Will receive a scholarship for his junior season.

SOPHOMORE SEASON (2001-02)

Played in 31 games, averaging 11.2 minutes per game ... Averaged 1.5 points per game, 1.23 assists per game and 0.6 rebounds per contest ... For the second straight year, played a key role in a late-season win against Ole Miss (Feb. 27) as he played 14 minutes, including the last 12 to help lead LSU back to the victory ... Had a season-high six points with two assists and one steal for the Tigers against the Rebels ... He also hit all four of his free throw attempts, including two late in the contest ... Against Auburn (March 2), Thompson was big in the clutch making four free throws in the final half minute to ice the win ... Thompson also played a part in the Mississippi State win (Feb. 13), hitting a key three-pointer late in regulation to give LSU a lead ... Finished the year, 22-of-24 (91.7 percent) from the free throw line



FRESHMAN SEASON (2000-01)

Played in all 29 games, starting one ... Averaged 1.4 points per game and 1.0 assists a contest ... Averaged 10.6 minutes per game ... 15 games with double-figure minutes ... Hit 13-of-29 field goals (44.8 percent), including 6-of-13 three-pointers ... Had more assists (28) than turnovers (22) ... Had scoring high of seven points against Vanderbilt (Jan. 10) ... Played the crucial overtime at point guard in the win over Ole Miss (Feb. 28) ... In all played 23 minutes in the overtime win against the Rebels ... Scored in 10 games during the season.

PRE-LSU

Earned USA Today Prep All-America Honorable Mention honors after averaging 24.0 points, 5.0 rebounds and 6.5 assists per game ... Thompson was a 92 percent free throw shooter his senior season and 90 percent for his career ... First-Team All-District two years, All-State second team one year and All-State first team one year ... First-Team All-Southwest Louisiana, two years ... Member of the National Honor Society and the Mu Alpha Theta Math Club.

PERSONAL

Full name is Charles Lapeyre Thompson ... Born on Sept. 9, 1982 ... Parents are Bruce and Cathy Thompson ... A total of 10 older and younger brothers and sisters ... Enjoys fishing, hunting and watching movies ... Majoring in pre-med ... Favorite singer is Garth Brooks ... Favorite professional basketball player is John Stockton of the Utah Jazz.

THOMPSON'S CAREER TOTALS

| YEAR | G/GS | MIN. | FG/FGA | FG% | FG/FGA | FG% | FT/FTA | FT% | REB-AVG | PF/D | AST | TO | BLK | STL | PTS-AVG |
|---------------|-------------|------------|--------------|-------------|--------------|-------------|--------------|-------------|---------------|-------------|-----------|-----------|----------|-----------|---------------|
| 2000-01 | 29-1 | 306 | 13-29 | .448 | 6-13 | .462 | 8-11 | .727 | 18-0.6 | 22-0 | 28 | 22 | 0 | 1 | 40-1.4 |
| 2001-02 | 31-0 | 347 | 9-25 | .360 | 7-17 | .412 | 22-24 | .917 | 18-0.6 | 24-0 | 38 | 27 | 0 | 13 | 47-1.5 |
| Totals | 60-1 | 653 | 22-54 | .407 | 13-30 | .433 | 30-35 | .857 | 36-0.6 | 46-0 | 66 | 49 | 0 | 14 | 87-1.5 |

Tigers

THOMPSON'S GAME-BY-GAME TOTALS



2001-02

| Opponent | Min. | FG | 3FG | FT | REB. | PF/D | A | TO | BLK | STL | PTS |
|------------------|------------|-------------|-------------|--------------|-----------|-------------|-----------|-----------|----------|-----------|-----------|
| Campbell | 12 | 1-1 | 1-1 | 2-2 | 1 | 1-0 | 2 | 0 | 0 | 0 | 5 |
| Southern | 9 | 0-1 | 0-1 | 2-2 | 1 | 2-0 | 2 | 1 | 0 | 1 | 2 |
| Weber State | 3 | 0-0 | 0-0 | 0-0 | 0 | 0-0 | 0 | 0 | 0 | 0 | 0 |
| At Hawaii-Hilo | 23 | 1-2 | 1-2 | 2-2 | 0 | 1-0 | 3 | 0 | 0 | 0 | 5 |
| Mercer | 5 | 1-1 | 1-1 | 2-2 | 1 | 0-0 | 1 | 0 | 0 | 0 | 5 |
| Towson | 15 | 0-2 | 0-1 | 0-0 | 1 | 2-0 | 3 | 1 | 0 | 1 | 0 |
| Northwestern St. | 9 | 0-0 | 0-0 | 0-0 | 0 | 0-0 | 3 | 2 | 0 | 0 | 0 |
| UL-Lafayette | 3 | 0-0 | 0-0 | 0-0 | 1 | 2-0 | 4 | 1 | 0 | 0 | 0 |
| McNeese State | 16 | 0-1 | 0-0 | 1-2 | 4 | 1-0 | 1 | 3 | 0 | 0 | 1 |
| At New Orleans | 22 | 2-4 | 1-2 | 0-0 | 0 | 0-0 | 2 | 1 | 0 | 0 | 5 |
| At Alabama | 8 | 0-2 | 0-2 | 2-2 | 0 | 0-0 | 0 | 1 | 0 | 0 | 2 |
| Arkansas | 11 | 0-0 | 0-0 | 0-0 | 1 | 1-0 | 1 | 1 | 0 | 0 | 0 |
| At Florida | 13 | 0-0 | 0-0 | 0-0 | 1 | 0-0 | 2 | 2 | 0 | 1 | 0 |
| Auburn | 9 | 0-0 | 0-0 | 0-0 | 0 | 0-0 | 0 | 0 | 0 | 0 | 0 |
| At Ole Miss | 6 | 0-0 | 0-0 | 0-0 | 0 | 0-0 | 1 | 0 | 0 | 0 | 0 |
| At Miss.St. | 6 | 0-2 | 0-2 | 0-0 | 0 | 0-0 | 0 | 0 | 0 | 0 | 0 |
| Tennessee | 4 | 0-0 | 0-0 | 0-0 | 0 | 0-0 | 1 | 0 | 0 | 0 | 0 |
| Alabama | 11 | 0-0 | 0-0 | 1-2 | 1 | 1-0 | 0 | 1 | 0 | 2 | 1 |
| At Vanderbilt | 17 | 0-0 | 0-0 | 0-0 | 3 | 0-0 | 1 | 3 | 0 | 2 | 0 |
| Kentucky | 11 | 0-0 | 0-0 | 0-0 | 0 | 1-0 | 1 | 0 | 0 | 0 | 0 |
| Miss.State | 11 | 1-2 | 1-2 | 0-0 | 0 | 1-0 | 1 | 2 | 0 | 1 | 3 |
| At Arkansas | 21 | 1-1 | 1-1 | 0-0 | 1 | 0-0 | 3 | 2 | 0 | 1 | 3 |
| At S. Carolina | 7 | 0-0 | 0-0 | 0-0 | 0 | 0-0 | 0 | 0 | 0 | 0 | 0 |
| Georgia | 11 | 0-0 | 0-0 | 0-0 | 0 | 0-0 | 0 | 2 | 0 | 0 | 0 |
| Ole Miss | 14 | 1-2 | 0-0 | 4-4 | 1 | 3-0 | 2 | 0 | 0 | 1 | 6 |
| At Auburn | 12 | 0-1 | 0-0 | 4-4 | 1 | 0-0 | 0 | 1 | 0 | 2 | 4 |
| vs. Vanderbilt | 17 | 1-2 | 1-1 | 2-2 | 0 | 2-0 | 1 | 0 | 0 | 0 | 5 |
| vs. Georgia | 15 | 0-1 | 0-1 | 0-0 | 0 | 4-0 | 1 | 1 | 0 | 1 | 0 |
| vs. Miss.St. | 9 | 0-0 | 0-0 | 0-0 | 0 | 1-0 | 0 | 2 | 0 | 0 | 0 |
| At Iowa | 8 | 0-0 | 0-0 | 0-0 | 0 | 1-0 | 1 | 0 | 0 | 0 | 0 |
| At Ball State | 8 | 0-0 | 0-0 | 0-0 | 0 | 0-0 | 1 | 0 | 0 | 0 | 0 |
| Totals | 346 | 9-25 | 7-17 | 22-24 | 18 | 24-0 | 38 | 27 | 0 | 13 | 47 |

2000-2001

| Opponent | Min. | FG | 3FG | FT | REB. | PF/D | A | TO | BLK | STL | PTS |
|----------------|------------|--------------|-------------|-------------|-----------|-------------|-----------|-----------|----------|----------|-----------|
| UL-Monroe | 12 | 1-2 | 1-2 | 0-0 | 1 | 1-0 | 0 | 0 | 0 | 0 | 3 |
| Norfolk St. | 6 | 1-1 | 0-0 | 0-0 | 1 | 1-0 | 0 | 0 | 0 | 0 | 2 |
| At Houston | 5 | 0-0 | 0-0 | 0-0 | 1 | 0-0 | 1 | 0 | 0 | 0 | 0 |
| Texas Southern | 12 | 0-0 | 0-0 | 0-0 | 2 | 0-0 | 1 | 0 | 0 | 0 | 0 |
| McNeese St. | 4 | 0-0 | 0-0 | 0-0 | 0 | 0-0 | 0 | 0 | 0 | 0 | 0 |
| New Orleans | 12 | 0-3 | 0-2 | 0-0 | 0 | 0-0 | 2 | 1 | 0 | 0 | 0 |
| At Arizona | 7 | 0-0 | 0-0 | 0-0 | 1 | 0-0 | 2 | 0 | 0 | 0 | 0 |
| Nicholls St. | 15 | 0-1 | 0-1 | 0-0 | 2 | 0-0 | 0 | 2 | 0 | 0 | 0 |
| vs. Oregon St. | 8 | 0-0 | 0-0 | 0-0 | 0 | 0-0 | 0 | 0 | 0 | 0 | 0 |
| Wyoming | 2 | 0-0 | 0-0 | 0-0 | 1 | 0-0 | 0 | 1 | 0 | 0 | 0 |
| Alabama | 22 | 1-2 | 1-1 | 2-2 | 1 | 2-0 | 1 | 1 | 0 | 0 | 5 |
| Vanderbilt | 12 | 2-4 | 0-1 | 3-4 | 0 | 1-0 | 2 | 2 | 0 | 0 | 7 |
| At Auburn | 13 | 1-1 | 0-0 | 0-0 | 1 | 3-0 | 2 | 0 | 0 | 0 | 2 |
| Centenary | 21 | 1-2 | 1-2 | 2-2 | 3 | 1-0 | 6 | 2 | 0 | 0 | 5 |
| At Georgia | 9 | 0-2 | 0-0 | 0-0 | 1 | 0-0 | 0 | 1 | 0 | 1 | 0 |
| At Miss.St. | 4 | 0-0 | 0-0 | 0-0 | 0 | 0-0 | 0 | 2 | 0 | 0 | 0 |
| Arkansas | 8 | 0-0 | 0-0 | 0-0 | 0 | 0-0 | 0 | 0 | 0 | 0 | 0 |
| S. Carolina | 7 | 0-1 | 0-0 | 0-0 | 0 | 0-0 | 1 | 1 | 0 | 0 | 0 |
| At Alabama | 9 | 2-2 | 2-2 | 0-0 | 0 | 3-0 | 0 | 2 | 0 | 0 | 6 |
| At Ole Miss | 11 | 0-2 | 0-1 | 0-0 | 0 | 1-0 | 0 | 0 | 0 | 0 | 0 |
| Auburn | 17 | 2-2 | 0-0 | 0-0 | 0 | 3-0 | 1 | 1 | 0 | 0 | 4 |
| Florida | 10 | 0-0 | 0-0 | 0-1 | 2 | 0-0 | 1 | 0 | 0 | 0 | 0 |
| At Arkansas | 13 | 0-1 | 0-0 | 0-0 | 0 | 1-0 | 1 | 3 | 0 | 0 | 0 |
| At Kentucky | 13 | 0-0 | 0-0 | 0-0 | 0 | 2-0 | 1 | 0 | 0 | 0 | 0 |
| Miss.State | 14 | 1-1 | 1-1 | 0-0 | 0 | 1-0 | 1 | 0 | 0 | 0 | 3 |
| Ole Miss | 23 | 1-2 | 0-0 | 1-2 | 1 | 1-0 | 3 | 1 | 0 | 0 | 3 |
| At Tennessee | 9 | 0-0 | 0-0 | 0-0 | 0 | 1-0 | 2 | 0 | 0 | 0 | 0 |
| vs. Georgia | 4 | 0-0 | 0-0 | 0-0 | 0 | 0-0 | 0 | 1 | 0 | 0 | 0 |
| vs. Arkansas | 4 | 0-0 | 0-0 | 0-0 | 0 | 0-0 | 0 | 1 | 0 | 0 | 0 |
| Totals | 306 | 13-29 | 6-13 | 8-11 | 18 | 22-0 | 28 | 22 | 0 | 1 | 40 |

This is LSU

TIGERS

COACHES

REVIEW

PREVIEW

RECORDS

HISTORY

LSU

MEDIA



XAVIER Whipple

22

6-2 * 170 * Sophomore
Guard
McIntyre, Ga.
Wilkinson County HS

Career Highs

Points: 9, vs. Southern, 11-19-01
Rebounds: 2, twice
FGM: 3, vs. Southern, 11-19-01
FGA: 3, twice
3-PT FGM: 1, vs. Southern, 11-19-01
3-PT FGA: 1, six times
FTM: 2, vs. Southern, 11-19-01
FTA: 2, twice
Assists: 2, three times
Blocks: 0
Steals: 1, four times

Highest Scoring Games

1. 9 – vs. Southern, 11-19-01
2. 3 – at Ole Miss, 1-23-02
3. 2 – vs. Northwestern State, 12-02-01

Played in 18 games his freshman season, looks to continue to help the Tigers with their depth at the guard positions.

FRESHMAN SEASON (2001-02)

Averaged 5.8 minutes in the 18 games he participated in as a freshman, averaging 0.8 points per game, and 0.7 rebounds and assists ... Best game was against Southern University (Nov. 19) when he played 10 minutes, hitting all three of his field-goal attempts, including one from outside the three-point arc and both of his free throw attempts for a high of nine points ... Also would score against Northwestern State (2 points, Dec. 2) and at Ole Miss (3 points, Jan. 23) ... Had two assists against Mercer (Nov. 25), Nicholls State (Nov. 30) and at Florida (Jan. 16).

PRE-LSU

Averaged 20.8 points per game, six rebounds, seven assists and three steals in his senior season at Wilkinson County High in Irwinton, Ga. ... Dr. Aaron Geter was high school basketball coach ... Also played quarterback in high school, earning All-State honors ... Team won two basketball state championships in 1999 and 2000 ... Named the Player of the Year in the Georgia prep classification in 1999 and 2001 ... Named Middle Georgia Player of the Year in 2001 by the Macon Telegraph and three-time All-State first team as selected by the Atlanta Journal-Constitution.



WHIPPLE'S CAREER TOTALS

| YEAR | G/GS | MIN. | FG/FGA | FG% | FG/FGA | FG% | FT/FTA | FT% | REB-AVG | PF/D | AST | TO | BLK | STL | PTS-AVG |
|---------------|-------------|------------|-------------|-------------|------------|-------------|------------|-------------|--------------|------------|-----------|----------|----------|----------|---------------|
| 2001-02 | 18-0 | 104 | 5-15 | .333 | 1-6 | .167 | 3-5 | .600 | 3-0.6 | 9-0 | 12 | 9 | 0 | 3 | 14-0.8 |
| Totals | 18-0 | 104 | 5-15 | .333 | 1-6 | .167 | 3-5 | .600 | 3-0.6 | 9-0 | 12 | 9 | 0 | 3 | 14-0.8 |

Tigers



PERSONAL

Born in Dublin, Ga., on Nov. 30, 1982 ... Full name is Xavier Cordell Whipple ... Right-handed ... Parents are Andrew and Natalie Underwood ... Two sisters: Shana and Natalia ... Decided to attend LSU because "I liked the campus atmosphere and the coaches, and players who are all good guys." ... Likes to watch TV to relax ... Favorite female singer is Whitney Houston and favorite TV show is "Martin." ... Michael Jordan is favorite NBA player ... Major is Engineering.

WHIPPLE'S GAME-BY-GAME TOTALS

2001-02

| Opponent | Min. | FG | 3FG | FT | REB. | PF/D | A | TO | BLK | STL | PTS |
|------------------|------------|-------------|------------|------------|-----------|------------|-----------|----------|----------|----------|-----------|
| Campbell | 5 | 0-1 | 0-0 | 0-0 | 1 | 0-0 | 0 | 1 | 0 | 0 | 0 |
| Southern | 10 | 3-3 | 1-1 | 2-2 | 2 | 2-0 | 1 | 0 | 0 | 0 | 9 |
| Vs. Weber State | 3 | 0-0 | 0-0 | 0-0 | 0 | 1-0 | 0 | 0 | 0 | 0 | 0 |
| Vs. Mercer | 11 | 0-0 | 0-0 | 0-0 | 2 | 1-0 | 2 | 0 | 0 | 0 | 0 |
| Towson | 8 | 0-0 | 0-0 | 0-0 | 1 | 0-0 | 1 | 0 | 0 | 0 | 0 |
| Northwestern St. | 9 | 1-1 | 0-0 | 0-0 | 2 | 2-0 | 1 | 1 | 0 | 1 | 2 |
| McNeese St. | 6 | 0-1 | 0-0 | 0-0 | 1 | 0-0 | 0 | 0 | 0 | 0 | 0 |
| Houston | 9 | 0-2 | 0-1 | 0-0 | 0 | 0-0 | 0 | 0 | 0 | 1 | 0 |
| Vs. Miami | 7 | 0-1 | 0-1 | 0-0 | 1 | 1-0 | 0 | 0 | 0 | 1 | 0 |
| Nicholls State | 7 | 0-0 | 0-0 | 0-0 | 0 | 0-0 | 2 | 1 | 0 | 0 | 0 |
| At Florida | 7 | 0-1 | 0-0 | 0-0 | 0 | 0-0 | 2 | 0 | 0 | 0 | 0 |
| At Ole Miss | 7 | 1-3 | 0-1 | 1-2 | 2 | 0-0 | 1 | 2 | 0 | 0 | 3 |
| At Miss. State | 5 | 0-1 | 0-1 | 0-0 | 0 | 0-0 | 1 | 1 | 0 | 0 | 0 |
| Alabama | 3 | 0-0 | 0-0 | 0-0 | 0 | 0-0 | 0 | 1 | 0 | 0 | 0 |
| Kentucky | 1 | 0-1 | 0-1 | 0-1 | 0 | 0-0 | 1 | 0 | 0 | 0 | 0 |
| Ole Miss | 2 | 0-0 | 0-0 | 0-0 | 0 | 0-0 | 0 | 0 | 0 | 0 | 0 |
| At Auburn | 2 | 0-0 | 0-0 | 0-0 | 0 | 0-0 | 0 | 0 | 0 | 0 | 0 |
| Vs. Vanderbilt | 2 | 0-0 | 0-0 | 0-0 | 0 | 0-0 | 0 | 0 | 0 | 0 | 0 |
| Totals | 104 | 5-15 | 1-6 | 3-5 | 12 | 9-0 | 12 | 9 | 0 | 3 | 14 |



MILTON Ambres

Joins the Tiger team after a strong prep career at Opelousas High School.

PRIOR TO LSU

Four-year letterman at Opelousas for Coach Jamie Rollins ... Earned Team MVP and Offensive Award honors ... Averaged 18.5 points per game, 12.1 rebounds a contest along with 5.2 assists and 1.2 steals a game ... Honorable mention Class 4A All-State.

PERSONAL

Full name is Milton Roy Ambres ... Born on Sept. 12, 1984, in Opelousas ... Right-handed ... Parents are Milton and Carol Ambres ... Three older members of the family ... Chose LSU "because of the atmosphere and because it was close" ... Undecided on a major ... Plays the drums ... Favorite food is spaghetti ... Enjoys rap music and the singer Usher ... Favorite NBA team, the Orlando Magic and player Tracey McGrady.

34

6-5 * 217 * Freshman
Guard/Forward
Opelousas, La.
Opelousas HS



20

6-6 * 258 * Freshman
Forward
Marrero, La.
Archbishop Shaw HS

TIM Bush

An early signee who was at the top of some recruiting magazines' list of top state players, looks to return to form after a year away from the game.

PRIOR TO LSU

Did not play his senior year at Shaw High School ... Averaged 15 points and eight rebounds as a junior, but stock rose tremendously after some strong summer 2001 performances ... Bush was the most valuable player in the 2001 Michael Jordan camp in Santa Barbara, Calif., and was among the top 10 prospects cited at the Great American 2001 Shootout in Denton, Texas.

PERSONAL

Full name is Timothy Daniel Bush ... Born on Dec.19,1987 ... Parents are Joseph and Angela Bush ... Right-handed ... Six brothers and sisters ... Cited his Mom and Dad with the biggest influence in his life athletically because, "they worked really hard to keep me focused." ... Undecided on a major ... Favorite food is shrimp pasta ... Names Will Smith as his favorite actor, "Martin" his favorite TV show and the Lakers and Shaquille O'Neal as his NBA favorites.



1

6-1 * 162 * Sophomore
Guard
Farmerville, La.
Panola (Texas) JC

T O N Y Gipson

Brother of Teddy Gipson, who recently finished his outstanding playing career at the University of Arkansas, comes to LSU from junior college with three years of eligibility.

PRE-LSU

Played high school basketball at Farmerville High, earning All-District honors as a junior, but did not play his senior season ... Attended Panola Junior College in Carthage, Texas and played for Coach Scott Monarch ... Averaged 25 points per game last year for the junior college.

PERSONAL

Full name is Nicholas Antonio Gipson ... Right-handed ... Parents are Rosemary Gipson and the late Christopher Zeigler ... Besides Teddy, three other brothers and sisters ... Born in Farmerville on July 21, 1982 ... Lists his brother, Teddy, as the biggest influence athletically, "because he's my role model" ... Undecided on a major ... Loves pizza and hamburgers ... Favorite actor is Chris Tucker ... Favorite NBA team is the Phoenix Suns and favorite athlete other than a basketball player is golfer Tiger Woods.

Tigers



51

**6-9 * 242 * Junior
Forward/Center
Shreveport, La.
Lee (Texas) JC**

SHAWNSON Johnson

Arrived in Baton Rouge in mid-season and was able to practice with the LSU team while taking a redshirt season between junior college and the start of his two years of eligibility at LSU ... Gives team a stronger defensive presence inside.

PRE-LSU

Prepped at Green Oaks High School in Shreveport, earning All-District, All-City and All-State honors ... Attended Lee College in Baytown, Texas, playing basketball for Coach Roy Champagne for his two years ... Averaged 21 points per game, seven rebounds and three blocked shots his senior season (2000-01) ... Set school records both seasons for total blocks at Lee ... At Green Oaks, averaged 19 points and 12 rebounds ... Signed with the Tigers in Nov. 2000.

PERSONAL

Born in Shreveport, La., on March 10, 1980 ... Right-handed ... Mom is Elnora Johnson ... Four other younger members of the family ... His sport goal at LSU is "to get better in basketball" ... Favorite NBA team is the Los Angeles Lakers ... Favorite player is Kevin Garnett ... Undecided on a major.



14

**6-9 * 246 * Junior
Forward
Colon, Panama
Dixie State College**

JAIME Lloreda

For the second time in the John Brady era, the Tigers have brought in the National Junior College Player of the Year, joining Lamont Roland, who played for LSU from 1999-01 ... Part of a strong inside presence that the Tigers bring to the court this season.

PRIOR TO LSU

Lloreda led Dixie State College (Utah) to a 34-3 record and an NJCAA National Championship during the 2001-2002 basketball season ... A leader on the court, Lloreda proved to be an intimidating presence at both ends of the court ... During his two years at Dixie State, Lloreda led the Rebels to an impressive 69-5 record ... In two seasons, Lloreda tallied 1,210 points, 679 rebounds and 114 blocked shots ... During the 2001-2002 season, Lloreda averaged 20.5 points per game, 9.5 rebounds per game, with 67 blocks and 54 steals ... Was named a First Team NJCAA All-American for the 2002 season, in addition to being named MVP of the 2002 NJCAA National Tournament ... Two-time NJCAA All-American and was All-Tournament at the NJCAA National tournament the past two years ... Attended high school in Miami, Fla.

PERSONAL

Full name is Jose' Jaime Lloreda, Jr. ... Birthdate is Nov. 10, 1980 ... Right-handed ... Parents are Jose' Jaime Lloreda, Sr., and Elena Ferron ... Five siblings ... Enjoys listening to music ... Undecided on a major ... Enjoys reggae music and singer Jennifer Lopez ... Favorite NBA team is the world champion Los Angeles Lakers and favorite player, former LSU star Shaquille O'Neal ... His favorite non-basketball athlete is soccer star Diego Maradona.



11

6-3 * 185 * Freshman
Guard
Covington, La.
St. Paul's School

J O S H

Maravich

The youngest son of Pete Maravich will walk on to the LSU team for the second year ... Will be a valuable help in implementing John Brady's practice plan this season.

REDSHIRT FRESHMAN SEASON (2001-02)

Did not appear in any games, but was a part of the practice regiment for the Tigers and Coach Brady.

PRE-LSU

Played for Coach Gene Bennet at St. Paul's ... Scored over 1,000 points in his three-year career at St. Paul's ... Named Most Valuable Player of the District his senior year ... Averaged 18 points, four rebounds, four assists and three steals per game his senior season.

PERSONAL

Born in Metairie on March 25, 1982 ... Full name is Joshua Simon Maravich ... Nickname is "Bird"... Parents are the late Pete Maravich and his wife, Jackie .. One older brother, Jaeson ... Dad, the leading all-time scorer in Division I basketball, played at LSU from 1967-70, earning All-America honors three times and one of three basketball players to ever have their number retired at LSU ... Said he chose the school because, "I've been waiting to attend LSU ever since I was a kid." ... Undecided on a major ... Favorite present NBA player is Kevin Garnett.



2

5-11 * 174 * Freshman
Guard
St. Martinville, La.
St. Martinville HS

D A R R E L

Mitchell

Named Mr. Basketball by the Louisiana Sports Writers Association, this multi-sport athlete brings a load of talent to the LSU team for 2002-03 season.

PRIOR TO LSU

Comes to LSU after helping his team to the 2002 Class 4A State Championship at St. Martinville ... Coached by his father, Darrel Mitchell, Sr. ... Ironically, both chosen to participate as player-coach in the state high school all-star basketball game played in July at the Maravich Assembly Center ... Scored more than 2,000 career points ... Averaged 24.6 points per game his senior season, 3.3 assists, 2.9 steals and 3.1 rebounds per game ... Also was a long jumper on the track team and a backup quarterback on the football team ... St. Martinville basketball team won District Championships in 2001 and 2002 ... Named the Farm Bureau Mr. Basketball, the Gatorade Player of the Year, LHSAA All-State, Top 28 MVP, District MVP and Class 4A MVP.

PERSONAL

Full name is Darrel Joseph Mitchell, Jr. ... Born on May 3, 1984 in New Iberia, La. ... Right-handed ... Honor graduate at St. Martinville ... Parents are Darrel Joseph Mitchell, Sr., and Valarie Mitchell ... One younger brother, Jelani and one older sister, Kristy ... In choosing LSU said he "liked the togetherness and relationship of players and coaches. It was just like my high school team." ... Undecided on a major ... Favorite foods are pizza and burgers ... Favorite actors include Adam Sandler, Wesley Snipes and Martin Lawrence.



21

6-3 * 185 * Junior
Guard
Baton Rouge, La.
University of Memphis

COURTNEY

Trask

Started 36 games at Memphis over two seasons before transferring to LSU, where he sat out last season in preparation for his final two years to help the Tigers depth at the guard positions.

REDSHIRT JUNIOR SEASON (2001-02)

Sat out the 2001-02 season after transferring from Memphis ... Was able to practice with the Tiger squad during the season.

AT MEMPHIS (1999-2001)

Averaged 9.4 points, 4.6 assists and 2.7 rebounds, starting 28-of-31 games as a freshman in 1999-00 ... As a sophomore in 2000-01, averaged 5.2 points, 2.9 rebounds and 2.4 assists, starting 8-of-20 games ... Named to Conference USA's All-Freshman team, setting a C-USA freshman record with 89 assists in league games ... Received the team's Mr. Hustle award as a sophomore ... Had best of 11 assists as a freshman against DePaul and later in the same season against Houston ... Career scoring high of 24 points in Memphis' home win over South Florida.

PRIOR TO LSU

Played his high school ball at Parkview Baptist in Baton Rouge, lettering four years for coach Donald Green ... During his four-year career, Parkview Baptist won two state championships and were state runner-up a third season ... Prep team posted a four-year record of 148-33 ... Senior season averaged 26 points, 12 assists, eight rebounds and two steals per game ... Was named the Louisiana Sports Writers Association's Class 3A Player of the Year as a senior.

PERSONAL

Full name is Courtney DeWayne Trask ... Born on Feb. 11, 1981, in Baton Rouge ... Left-handed ... Mother is Jacqueline Trask ... Decided to come to LSU because "it's home, the academics are strong and athletics are on the rise." ... Major at LSU will be economics ... Likes to read to relax ... Favorite foods are crawfish or shrimp fettuccine ... Favorite NBA team is the Orlando Magic and favorite players are Jason Kidd and Mike Bibby.



32

6-9 * 190 * Freshman
Forward
Burr Ridge, Ill.
Hinsdale Central HS

PAUL

Wolfert

Walk-on from Illinois who will help give the Tigers more depth at the forward position.

REDSHIRT FRESHMAN SEASON (2001-02)

Did not appear in any games, but was a part of the practice regiment for the Tigers and Coach Brady.

PRE-LSU

Played basketball for two years at Hinsdale Central for Coach Bob Muellor ... Team won the 2000 championship of the West Suburban Conference ... Averaged 10.5 points per game and six rebounds a contest.

PERSONAL

Born in Oakland, Calif., on Nov. 28, 1982 ... Full name is Paul Leland Wolfert ... Right-handed ... Parents are Rick and Holly Wolfert ... One sister, Maggie ... Likes to play golf ... Dad played basketball at LSU from 1972-75, giving the present Tiger team three players with sons whose fathers played at LSU ... Chose to walk on at LSU because he "always followed LSU sports, because my dad played here and the school has a good tradition." ... Major is Business ... Favorite NBA player is Ray Allen ... Biggest influence was his father, because, "he has gone through it, and he has always helped me."

Returning Player Statistics vs. Opponents

Brad Bridgewater

| Opponent | G | FG | 3FG | FT | REB | AST | PF-D | PTS |
|-----------------|---|-------|-----|------|-----|-----|------|-----|
| Alabama | 6 | 5-14 | 0-0 | 0-2 | 3 | 2 | 9-1 | 10 |
| Arizona | 1 | 0-1 | 0-0 | 0-0 | 0 | 0 | 0-0 | 0 |
| Arkansas | 5 | 5-9 | 0-0 | 2-2 | 10 | 1 | 8-0 | 12 |
| Auburn | 6 | 16-25 | 0-0 | 4-11 | 18 | 1 | 11-0 | 36 |
| Centenary | 1 | 1-1 | 0-0 | 0-0 | 0 | 0 | 0-0 | 2 |
| Florida | 4 | 5-12 | 0-0 | 0-0 | 5 | 1 | 3-0 | 10 |
| Georgia | 4 | 15-17 | 0-0 | 2-2 | 12 | 4 | 4-0 | 32 |
| Houston | 2 | 8-12 | 0-0 | 0-0 | 6 | 0 | 3-0 | 16 |
| Kentucky | 2 | 2-7 | 0-0 | 0-0 | 1 | 0 | 5-1 | 2 |
| McNeese State | 2 | 1-6 | 0-0 | 4-6 | 4 | 1 | 3-0 | 6 |
| Ole Miss | 6 | 8-15 | 0-0 | 0-4 | 15 | 4 | 9-0 | 16 |
| Mississippi St. | 5 | 12-21 | 0-0 | 1-4 | 17 | 1 | 19-2 | 25 |
| Nicholls State | 2 | 4-6 | 0-0 | 1-4 | 12 | 0 | 2-0 | 9 |
| South Carolina | 3 | 3-8 | 0-0 | 0-0 | 7 | 1 | 5-0 | 6 |
| Southern | 1 | 5-8 | 0-0 | 0-2 | 4 | 0 | 2-0 | 10 |
| Tennessee | 3 | 2-5 | 0-0 | 4-4 | 10 | 1 | 4-0 | 8 |
| Vanderbilt | 3 | 7-12 | 0-0 | 0-3 | 9 | 0 | 7-0 | 14 |

Torris Bright

| Opponent | G | FG | 3FG | FT | REB | AST | PF-D | PTS |
|-----------------|---|-------|-------|-------|-----|-----|------|-----|
| Alabama | 6 | 20-43 | 9-24 | 21-28 | 19 | 33 | 18-0 | 66 |
| Arkansas | 8 | 20-51 | 9-23 | 27-36 | 37 | 30 | 21-0 | 76 |
| Arizona | 2 | 8-11 | 5-7 | 1-2 | 2 | 7 | 6-0 | 22 |
| Auburn | 6 | 22-61 | 13-33 | 13-15 | 21 | 24 | 16-0 | 78 |
| Centenary | 2 | 12-22 | 7-9 | 2-2 | 6 | 12 | 3-0 | 33 |
| Florida | 3 | 7-23 | 3-10 | 4-6 | 3 | 9 | 10-1 | 21 |
| Georgia | 5 | 17-44 | 9-26 | 22-29 | 23 | 10 | 5-0 | 65 |
| Houston | 2 | 9-16 | 3-6 | 2-3 | 7 | 7 | 3-0 | 23 |
| Kentucky | 3 | 8-29 | 4-12 | 5-8 | 8 | 9 | 4-0 | 25 |
| McNeese St. | 2 | 9-10 | 2-7 | 9-11 | 3 | 11 | 3-0 | 22 |
| Ole Miss | 6 | 18-42 | 8-21 | 7-13 | 13 | 19 | 15-1 | 51 |
| Mississippi St. | 7 | 30-72 | 14-42 | 10-16 | 23 | 22 | 13-1 | 84 |
| New Orleans | 2 | 5-16 | 3-10 | 6-6 | 4 | 3 | 3-0 | 19 |
| Nicholls State | 3 | 20-32 | 11-17 | 4-4 | 10 | 14 | 2-0 | 55 |
| South Carolina | 3 | 17-40 | 8-25 | 2-6 | 11 | 4 | 9-1 | 44 |
| Southern | 1 | 1-8 | 1-5 | 2-2 | 7 | 8 | 2-0 | 5 |
| Tennessee | 3 | 7-27 | 5-13 | 1-4 | 13 | 12 | 11-0 | 20 |
| Vanderbilt | 4 | 19-48 | 7-25 | 11-22 | 18 | 16 | 13-0 | 56 |

Thomas Davis

| Opponents | G | FG | 3FG | FT | REB | AST | PF-D | PTS |
|-----------------|---|------|-----|-----|-----|-----|------|-----|
| Alabama | 2 | 1-6 | 0-0 | 0-0 | 5 | 0 | 6-0 | 2 |
| Arkansas | 1 | 0-1 | 0-0 | 0-0 | 0 | 0 | 0-0 | 0 |
| Auburn | 2 | 4-5 | 0-0 | 0-0 | 4 | 0 | 3-0 | 4 |
| Florida | 1 | 2-2 | 0-0 | 1-1 | 3 | 1 | 0-0 | 5 |
| Houston | 1 | 1-2 | 0-0 | 0-0 | 2 | 0 | 1-0 | 2 |
| Kentucky | 1 | 1-3 | 0-0 | 4-4 | 3 | 0 | 2-0 | 6 |
| McNeese State | 1 | 2-2 | 0-0 | 1-2 | 1 | 0 | 3-0 | 5 |
| Ole Miss | 2 | 1-4 | 0-0 | 0-0 | 4 | 0 | 5-0 | 2 |
| Mississippi St. | 1 | 0-0 | 0-0 | 0-0 | 1 | 0 | 0-0 | 0 |
| New Orleans | 1 | 0-1 | 0-0 | 0-0 | 0 | 0 | 2-0 | 0 |
| Nicholls State | 1 | 1-5 | 0-0 | 2-2 | 6 | 1 | 1-0 | 4 |
| Southern | 1 | 6-10 | 1-1 | 1-4 | 5 | 1 | 1-0 | 14 |
| Tennessee | 1 | 3-5 | 0-0 | 0-0 | 2 | 0 | 3-0 | 6 |
| Vanderbilt | 2 | 8-9 | 0-0 | 0-0 | 2 | 3 | 3-0 | 16 |

Ronald Dupree

| Opponent | G | FG | 3FG | FT | REB | AST | PF-D | PTS |
|-----------------|---|-------|------|-------|-----|-----|------|-----|
| Alabama | 6 | 36-77 | 3-18 | 17-29 | 54 | 7 | 21-0 | 92 |
| Arkansas | 8 | 46-96 | 3-12 | 37-60 | 77 | 14 | 18-0 | 13 |
| Arizona | 2 | 8-21 | 1-1 | 12-14 | 9 | 0 | 3-0 | 29 |
| Auburn | 7 | 29-65 | 2-10 | 11-23 | 38 | 11 | 13-0 | 71 |
| Centenary | 2 | 8-17 | 3-5 | 6-6 | 15 | 4 | 5-0 | 25 |
| Florida | 3 | 16-37 | 2-6 | 11-14 | 23 | 5 | 8-0 | 45 |
| Georgia | 5 | 23-46 | 4-11 | 12-20 | 31 | 6 | 9-0 | 56 |
| Houston | 2 | 11-25 | 0-5 | 3-7 | 18 | 7 | 7-0 | 25 |
| Kentucky | 3 | 12-30 | 0-3 | 8-10 | 25 | 2 | 3-0 | 32 |
| McNeese State | 2 | 17-26 | 4-6 | 6-7 | 20 | 5 | 7-0 | 44 |
| Ole Miss | 6 | 29-58 | 6-13 | 15-27 | 35 | 5 | 20-0 | 79 |
| Mississippi St. | 7 | 26-59 | 4-13 | 17-20 | 39 | 6 | 23-1 | 73 |
| New Orleans | 2 | 13-28 | 3-8 | 2-3 | 8 | 1 | 6-0 | 31 |
| Nicholls State | 3 | 13-29 | 1-4 | 4-8 | 23 | 5 | 7-0 | 31 |
| South Carolina | 3 | 9-26 | 1-7 | 6-8 | 14 | 6 | 10-1 | 25 |
| Southern | 1 | 6-13 | 1-2 | 0-0 | 8 | 0 | 4-0 | 13 |
| Tennessee | 3 | 15-26 | 3-7 | 7-10 | 13 | 2 | 5-0 | 40 |
| Vanderbilt | 5 | 17-43 | 2-10 | 7-11 | 36 | 5 | 16-0 | 43 |

Brian Green

| Opponent | G | FG | 3FG | FT | REB | AST | PF-D | PTS |
|----------------|---|-----|-----|-----|-----|-----|------|-----|
| Alabama | 1 | 0-0 | 0-0 | 0-0 | 0 | 0 | 0-0 | 0 |
| Centenary | 2 | 0-0 | 0-0 | 0-0 | 2 | 0 | 1-0 | 0 |
| Ole Miss | 1 | 0-0 | 0-0 | 0-0 | 0 | 0 | 0-0 | 0 |
| New Orleans | 1 | 0-1 | 0-0 | 0-0 | 0 | 0 | 0-0 | 0 |
| Nicholls State | 2 | 0-3 | 0-1 | 0-0 | 3 | 0 | 0-0 | 0 |

Antonio Hudson

| Opponents | G | FG | 3FG | FT | REB | AST | PF-D | PTS |
|-----------------|---|-------|------|-------|-----|-----|------|-----|
| Alabama | 2 | 7-14 | 4-7 | 0-1 | 4 | 2 | 3-0 | 18 |
| Arkansas | 2 | 5-15 | 4-10 | 5-7 | 3 | 3 | 7-1 | 8 |
| Auburn | 2 | 8-17 | 2-5 | 2-3 | 6 | 1 | 6-0 | 20 |
| Florida | 1 | 3-8 | 1-3 | 0-0 | 3 | 1 | 0-0 | 7 |
| Georgia | 2 | 9-23 | 4-8 | 14-16 | 6 | 4 | 3-0 | 36 |
| Houston | 1 | 0-3 | 0-3 | 0-0 | 0 | 2 | 1-0 | 0 |
| Kentucky | 1 | 0-5 | 0-2 | 0-0 | 4 | 2 | 0-0 | 0 |
| McNeese State | 1 | 4-5 | 1-1 | 4-4 | 3 | 2 | 1-0 | 13 |
| Ole Miss | 2 | 7-16 | 1-3 | 2-6 | 8 | 4 | 2-0 | 17 |
| Mississippi St. | 3 | 16-30 | 7-13 | 4-8 | 13 | 2 | 9-0 | 43 |
| New Orleans | 1 | 5-9 | 4-5 | 2-2 | 6 | 2 | 3-0 | 16 |
| Nicholls St. | 1 | 5-9 | 1-3 | 3-6 | 5 | 4 | 1-0 | 14 |
| South Carolina | 1 | 3-11 | 3-7 | 5-6 | 3 | 3 | 3-0 | 14 |
| Southern | 1 | 7-12 | 0-3 | 5-6 | 4 | 2 | 1-0 | 19 |
| Tennessee | 1 | 3-9 | 2-5 | 0-0 | 6 | 3 | 3-0 | 8 |
| Vanderbilt | 2 | 11-23 | 2-6 | 6-10 | 13 | 2 | 3-0 | 30 |

Collis Temple III

| Opponent | G | FG | 3FG | FT | REB | AST | PF-D | PTS |
|-----------------|---|-------|-------|-------|-----|-----|------|-----|
| Alabama | 5 | 24-52 | 9-24 | 10-13 | 20 | 5 | 16-1 | 67 |
| Arkansas | 7 | 22-47 | 10-27 | 22-30 | 23 | 10 | 19-0 | 76 |
| Arizona | 2 | 3-11 | 2-8 | 3-6 | 5 | 4 | 3-0 | 11 |
| Auburn | 5 | 10-32 | 5-17 | 12-15 | 20 | 12 | 13-0 | 37 |
| Centenary | 2 | 3-6 | 0-5 | 11-14 | 4 | 5 | 3-0 | 13 |
| Florida | 3 | 10-21 | 9-16 | 0-0 | 5 | 4 | 6-0 | 29 |
| Georgia | 4 | 8-24 | 3-12 | 9-12 | 9 | 7 | 11-0 | 28 |
| Houston | 2 | 11-27 | 5-15 | 6-7 | 6 | 4 | 6-0 | 33 |
| Kentucky | 2 | 7-18 | 3-10 | 4-4 | 7 | 4 | 6-0 | 19 |
| McNeese St. | 2 | 7-11 | 0-2 | 6-7 | 9 | 4 | 2-0 | 20 |
| Ole Miss | 4 | 9-17 | 5-8 | 9-10 | 13 | 6 | 7-0 | 32 |
| Mississippi St. | 5 | 15-36 | 7-22 | 3-5 | 18 | 6 | 12-0 | 30 |
| New Orleans | 1 | 6-9 | 1-2 | 6-7 | 3 | 2 | 1-0 | 19 |
| Nicholls State | 2 | 6-10 | 5-6 | 6-8 | 12 | 5 | 0-0 | 23 |
| South Carolina | 3 | 4-16 | 1-9 | 1-2 | 7 | 4 | 4-0 | 10 |
| Southern | 1 | 6-12 | 4-8 | 4-5 | 14 | 3 | 0-0 | 20 |
| Tennessee | 3 | 17-29 | 8-15 | 3-6 | 10 | 5 | 7-0 | 45 |
| Vanderbilt | 3 | 11-21 | 9-18 | 3-5 | 12 | 5 | 6-0 | 30 |

Charlie Thompson

| Opponent | G | FG | 3FG | FT | REB | AST | PF-D | PTS |
|-----------------|---|-----|-----|-----|-----|-----|------|-----|
| Alabama | 4 | 3-6 | 3-5 | 5-6 | 2 | 1 | 5-0 | 14 |
| Arizona | 1 | 0-0 | 0-0 | 0-0 | 1 | 2 | 0-0 | 0 |
| Arkansas | 4 | 1-2 | 1-1 | 0-0 | 2 | 5 | 2-0 | 3 |
| Auburn | 4 | 3-4 | 0-0 | 4-4 | 2 | 3 | 6-0 | 4 |
| Florida | 2 | 0-0 | 0-0 | 0-1 | 3 | 3 | 0-0 | 0 |
| Georgia | 4 | 0-3 | 0-1 | 0-1 | 1 | 1 | 4-0 | 0 |
| Kentucky | 2 | 0-0 | 0-0 | 0-0 | 0 | 2 | 3-0 | 1 |
| McNeese State | 2 | 0-1 | 0-0 | 1-2 | 4 | 1 | 1-0 | 1 |
| Ole Miss | 4 | 2-6 | 0-1 | 5-6 | 2 | 5 | 5-0 | 9 |
| Mississippi St. | 4 | 2-5 | 2-5 | 0-0 | 0 | 2 | 2-0 | 6 |
| New Orleans | 2 | 2-7 | 1-4 | 0-0 | 0 | 4 | 0-0 | 4 |
| South Carolina | 2 | 0-1 | 0-0 | 0-0 | 0 | 1 | 0-0 | 0 |
| Southern | 1 | 0-1 | 0-1 | 2-2 | 1 | 2 | 2-0 | 2 |
| Tennessee | 2 | 0-0 | 0-0 | 0-0 | 0 | 3 | 1-0 | 0 |
| Vanderbilt | 2 | 2-4 | 0-1 | 3-4 | 3 | 3 | 1-0 | 7 |

Xavier Whipple

| Opponents | G | FG | 3FG | FT | REB | AST | PF-D | PTS |
|-----------------|---|-----|-----|-----|-----|-----|------|-----|
| Alabama | 1 | 0-0 | 0-0 | 0-0 | 0 | 0 | 0-0 | 0 |
| Auburn | 1 | 0-0 | 0-0 | 0-0 | 0 | 0 | 0-0 | 0 |
| Florida | 1 | 0-1 | 0-0 | 0-0 | 0 | 2 | 0-0 | 0 |
| Houston | 1 | 0-2 | 0-1 | 0-0 | 0 | 0 | 0-0 | 1 |
| Kentucky | 1 | 0-1 | 0-1 | 0-1 | 0 | 1 | 0-0 | 0 |
| McNeese St. | 1 | 0-1 | 0-0 | 0-0 | 1 | 0 | 0-0 | 0 |
| Ole Miss | 2 | 1-3 | 0-1 | 1-2 | 2 | 1 | 0-0 | 3 |
| Mississippi St. | 1 | 0-1 | 0-1 | 0-0 | 0 | 1 | 0-0 | 0 |
| Nicholls State | 1 | 0-0 | 0-0 | 0-0 | 0 | 2 | 0-0 | 0 |
| Southern | 1 | 3-3 | 1-1 | 2-2 | 2 | 1 | 2-0 | 9 |
| Vanderbilt | 1 | 0-0 | 0-0 | 0-0 | 0 | 0 | 2-0 | 0 |

2002-03 TV/Radio Roster



00
Brian Green
 6-4 * 188 * Sr. * G
 Baton Rouge,La.



1
Tony Gipson
 6-1 * 162 * So.* G
 Farmerville,La.



2
Darrel Mitchell
 5-11 * 174 * Fr. * G
 St.Martinville,La.



3
Torris Bright
 6-4 * 204,* So.* G
 Slidell,La.



10
Charlie Thompson
 6-1 * 190 * Jr. * G
 Lake Charles,La.



11
Josh Maravich
 6-3 * 185 * Fr. * G
 Covington,La.



12
Ronald Dupree
 6-7 * 209 * Sr. * F
 Biloxi,Miss.



14
Jaime Lloreda
 6-9 * 246 * Jr. * F
 Colon, Panama



20
Tim Bush
 6-6 * 258 *Fr. * F
 New Orleans,La.



21
Courtney Trask
 6-3 * 185 *Jr. * G
 Baton Rouge,La.



22
Xavier Whipple
 6-2 * 170 * So. * G
 McIntyre,Ga.



32
Paul Wolfert
 6-9 * 190 * Fr. * F
 Burr Ridge,Ill.



34
Mildon Ambres
 6-5 * 217 * Fr. * G/F
 Opelousas,La.



41
Collis Temple III
 6-7 * 218 * Sr. * G
 Baton Rouge,La.



42
Antonio Hudson
 6-5 * 206 * So.* G
 Grambling,La.



44
Thomas Davis
 6-8 * 230 *Sr. * F
 Alexandria,La.



51
Shawnsen Johnson
 6-9 * 242 * Jr. * F
 Shreveport,La.



54
Brad Bridgewater
 6-8 * 268 *Sr. * F
 New Roads,La.



C
O
A
C
H
E
S

Coaches of the SEC Era



Harry Rabenhorst

1925-42; 45-57
29 Seasons
Record: 340-264



Dale Morey

1942-44
2 Seasons
Record: 28-19



Jess Fatherree

1944-45
1 Season
Record: 11-7



A.L. Swanson

1944-45
1 Season
Record: 4-2



Jay McCreary

1957-65
8 Seasons
Record: 82-115



Frank Truitt

1965-66
1 Season
Record: 6-20



Press Maravich

1966-72
6 Seasons
Record: 76-86



Dale Brown

1972-97
25 Seasons
Record: 448-301



John Brady

1997-present
5 seasons
Record: 81-70

Coaching Records

By Wins

| COACH | SEASONS | GAMES | W-L | PCT. |
|---------------------|----------|------------|--------------|-------------|
| Dale Brown | 25 | 749 | 448-301 | .598 |
| Harry Rabenhorst | 29 | 604 | 340-264 | .563 |
| Dr. C. C. Stroud | 6 | 103 | 82-21 | .796 |
| Jay McCreary | 8 | 197 | 82-115 | .416 |
| John Brady | 5 | 151 | 81-70 | .536 |
| Press Maravich | 6 | 162 | 76-86 | .469 |
| Dale Morey | 2 | 47 | 28-19 | .595 |
| Frank "Tad" Gormley | 2 | 36 | 25-11 | .694 |
| Branch Bocock | 1 | 23 | 19-4 | .826 |
| J. W. Mayhew | 2 | 15 | 11-4 | .733 |
| Jessee Fatherree | 1 | 18 | 11-7 | .611 |
| H. E. "Gob" Wilson | 1 | 17 | 10-7 | .588 |
| "Moon" Ducote | 1 | 20 | 8-12 | .400 |
| F. M. Long | 2 | 15 | 6-9 | .400 |
| Frank Truitt | 1 | 26 | 6-20 | .231 |
| E. R. Wingard | 1 | 7 | 5-2 | .714 |
| A. L. Swanson | 1 | 6 | 4-2 | .667 |
| R. E. Edmonds | 1 | 1 | 1-0 | 1.000 |



John Brady

Chronological

| YEARS | COACH (ALMA MATER) | SEASONS | GAMES | W-L | PCT. |
|------------------|--------------------------------|-----------|-------------|-----------------|-------------|
| 1908-09 | E. R. Wingard (Susquehanna) | 1 | 7 | 5-2 | .714 |
| 1909-11 | J. W. Mayhew (Brown) | 2 | 15 | 11-4 | .733 |
| 1911-13 | F. M. Long (Oklahoma) | 2 | 15 | 6-9 | .400 |
| 1913-18; 19-20 | Dr. C. C. Stroud (Tufts) | 6 | 103 | 82-21 | .796 |
| 1918-19 | R. E. Edmonds (LSU) | 1 | 1 | 1-0 | 1.000 |
| 1920-21 | Branch Bocock (Georgetown) | 1 | 23 | 19-4 | .826 |
| 1921-23 | Frank "Tad" Gormley (Loyola) | 2 | 36 | 25-11 | .694 |
| 1923-24 | "Moon" Ducote (Auburn) | 1 | 20 | 8-12 | .400 |
| 1924-25 | H. E. "Gob" Wilson (Michigan) | 1 | 17 | 10-7 | .588 |
| 1925-42; 46-57 | Harry Rabenhorst (Wake Forest) | 29 | 604 | 340-264 | .563 |
| 1942-44 | Dale Morey (LSU) | 2 | 47 | 28-19 | .596 |
| 1944-45 | Jessee Fatherree (LSU) | 1 | 18 | 11-7 | .611 |
| 1944-45 | *A. L. Swanson (LSU) | 1 | 6 | 4-2 | .667 |
| 1957-65 | Jay McCreary (Indiana) | 8 | 197 | 82-115 | .416 |
| 1965-66 | Frank Truitt (Otterbein) | 1 | 26 | 6-20 | .231 |
| 1966-72 | Press Maravich (Davis-Elkins) | 6 | 162 | 76-86 | .469 |
| 1972- 97 | Dale Brown (Minot St.) | 25 | 749 | 448-301 | .598 |
| 1997- | John Brady (Belhaven) | 5 | 151 | 81-70 | .536 |
| 1908-2000 | 18 coaches | 94 | 2197 | 1243-954 | .566 |

*Fatherree left LSU to join U.S. Army with five games plus the tournament remaining in the 1944-45 season. Swanson replaced him for the balance of the year.



JOHN Brady

Head Basketball Coach

After five years as the head basketball coach at LSU, John Brady has faced many situations, some pleasant, many rather distressing. They have run the gamut from injuries to lack of scholarship players to recruits leaving early for the NBA all the way to an NCAA Sweet 16 and last season's strong finish that resulted in a second round NIT appearance.



Think about it. LSU under John Brady made two post-season appearances in three years despite NCAA sanctions that he inherited.

Now in his sixth season, Brady faces a new challenge, but one that could prove to be much better for the LSU Coach and his staff. The Tigers enter the 2002-03 season with a full complement of scholarships and the players recruited to fill those scholarship needs. With four starters back and a solid recruiting class on board, the Tigers are ready to take the next step on the road back to consistency in the Southeastern Conference.

People had been noticing Brady's teams for their hard work and defensive intensity that kept them in several games year-in and year-out. They noticed a roster-limited but very talented team in 2000 go all the way to the NCAA Sweet 16. But people were talking long after the 2002 team about the last five weeks of the season that brought new respectability to the program.

The Tigers were 2-8 in the SEC after falling to Kentucky on Feb. 9 and the season seemed ready to be over. But a team that had worked so hard since October and a team which had believed in a system for so many weeks and months, deserved for something good to happen. The coaching staff and players made that something happen.

The following Wednesday, LSU rallied from way down to force overtime and defeat Mississippi State, 68-65. A nice win and it made everyone feel pretty good. But then LSU went to Arkansas and won in Fayetteville for only the second time in 10 years (both under John Brady), 67-63. LSU had 14 total wins and suddenly saw a chance for a winning record still a possibility. LSU lost the next week at South Carolina and at home versus Georgia, but then came back to close the season with wins over Ole Miss and on the road at Auburn. LSU had 16 wins and was looking at a winning season and a post-season bid.

LSU suddenly became one of the hottest teams in the country, knocking off Vanderbilt and nationally ranked Georgia before falling to Mississippi State late in the semifinals of the SEC Tournament. The NIT committee liked what it saw and sent LSU to Iowa City to face the Iowa Hawkeyes in a nationally televised first-round game. LSU would win, 63-61, as the Tigers continued to play like a team not wanting the season to end. Amazingly, neither did the fans as they bought almost 13,000 tickets to the second round game with Ball State, the largest crowd since 2000 in the Assembly Center.

The Tigers won seven of the final 11 games to finish with a 19-15 record giving the team and coaching staff



something to build on as they prepared for what they wanted to be a very successful season in 2003. Even more importantly, John Brady, the coaches and players had combined to take the Tiger team to two post-season tournaments in a three-year period even while the team was going through NCAA probation.

As the 2002 season ended, there wasn't relief that the season was over, but anticipation for what the future held. John Brady was looking to the future and liked what he saw.

When he arrived on campus in March 1997 and was given the job of rebuilding the LSU program, make no mistake, he knew his program would be riddled with shortcomings because of NCAA-imposed sanctions, but he knew he would have the chance to mold the program from the ground up and build a rock-solid foundation based on responsibility and accountability.

He told all who would listen that he had a plan to rebuild the program. There were dreams of building a program where the players would take responsibility for their actions and make people proud of what they were trying to accomplish, both on and off the floor.

There were other things, like SEC Championships and trips to the NCAA Tournament, both of which occurred in 2000. The finish of the 2002 season was one that gave everyone good feelings. The program is again one LSU fans can be proud of because they feel a part of the rebirth of LSU basketball.

The plan is still on going. It has grown so far and continues to grow, all part of John Brady's plan for the LSU basketball program.

Part of that plan is recruiting for the future. Brady and his coaching staff have recruited well and worked around the scholarship limitations by getting good players to

BRADY'S HEAD COACHING RECORD

SAMFORD

| Year | /----Overall-----/ | | | /---Conference---/ | | | Finish |
|---------|--------------------|----|------|--------------------|----|------|----------|
| | W | L | Pct. | W | L | Pct. | |
| 1991-92 | 11 | 18 | .379 | 7 | 7 | .500 | tie-3rd |
| 1992-93 | 17 | 10 | .630 | 7 | 5 | .583 | tie-2nd |
| 1993-94 | 10 | 18 | .357 | 4 | 12 | .250 | 8th |
| 1994-95 | 16 | 11 | .592 | 11 | 5 | .687 | 2nd |
| 1995-96 | 16 | 11 | .592 | 11 | 5 | .687 | 1st-West |
| 1996-97 | 19 | 9 | .678 | 11 | 5 | .687 | 1st-West |

LSU

| Year | /----Overall-----/ | | | /---Conference---/ | | | Finish |
|----------------|--------------------|------------|-------------|--------------------|-----------|-------------|-------------------------------------|
| | W | L | Pct. | W | L | Pct. | |
| 1997-98 | 9 | 18 | .333 | 2 | 14 | .125 | 6th-West |
| 1998-99 | 12 | 15 | .444 | 4 | 12 | .250 | 6th-West |
| 1999-00 | 28 | 6 | .823 | 12 | 4 | .750 | 1st-West; 1st-SEC; NCAA Sweet 16 |
| 2000-01 | 13 | 16 | .448 | 2 | 14 | .125 | 6th-West |
| 2001-02 | 19 | 15 | .559 | 6 | 10 | .375 | 4th-West; 2nd round NIT |
| TOTALS | 170 | 147 | .536 | 77 | 93 | .453 | |
| Samford | 89 | 77 | .536 | 51 | 39 | .567 | |
| LSU | 81 | 70 | .536 | 26 | 54 | .325 | |

Head Coach

THE BRADY FILE

NAME: John Brady
BIRTH DATE: Sept. 17, 1954
(McComb, Miss.)
AGE: 48
HOMETOWN: McComb, Miss.
CHILDREN: Brittany (12), Brooke (8)
HIGH SCHOOL: McComb High School,
McComb, Miss.
COLLEGE: BS, Belhaven College, 1976
M. Ed., Mississippi State
University, 1977

Athletic Playing Background

MCCOMB HIGH SCHOOL, McComb, Miss.

BELHAVEN COLLEGE (Jackson, Miss.) – Three-year starter, scored over 1,000 points for career ... Coach Charlie Rugg ... Two-time All-Southern States Conference ... Inducted Fall 1997 in to school athletic hall of fame.

Basketball Coaching Experience

1976-77 – Graduate Assistant Coach, Mississippi State University

1977-82 – Head Coach, Crowley High School, Crowley, La., 129-49 (.725) record in five seasons ... 1981 Louisiana Sports Writers Association Class AAA “Coach of the Year.”

1982-90 – Assistant Coach, Mississippi State University. First four years under coach Bob Boyd ... Last four years as a chief recruiter for coach Richard Williams.

1991-97 – Head Coach, Samford University, 89-77 record in six years ... left Samford as winningest coach in Samford history ... Team won TAAC West Division in 1996 and 1997.

MARCH 25, 1997 – Named the 18th head basketball coach at LSU.

1999-2000 – LSU wins SEC West; SEC overall championship; NCAA Sweet 16; Consensus SEC Coach of the Year; LSWA Coach of the Year; NABC/USBWA District Coach of the Year; Runnerup, National Coach of the Year.

2001-02 – Teams wins seven of the last 11 games, advances to the second round of the NIT.



come to the team who could contribute significant minutes as necessary. The benefits of that recruiting work can be seen with four senior starters eagerly awaiting the season and a group of talented players ready to do whatever job they are asked to do for the good of the program.

Brady didn't come here with a plan that just looked good on paper. His practical and sensible plan gave the LSU program the chance to shine again.

Maybe LSU fans should have realized how bright the future was going to be when Brady's first team in 1997-98 took the floor. They were always undermanned, but the team played hard that first year and gave a strong effort almost every time out on the floor, no matter how difficult the circumstances. That has continued to be the case through Brady's first five years and why the results are overall positive.

But Brady's plan isn't just taking place on a hardwood floor in the Pete Maravich Assembly Center. He has worked hard to show the public that the athletic and academic pursuits of the LSU players would be challenged to the fullest. All the while, he was also making sure his players understood that the methods

and rules of the program would make them not only better athletes, but better students able to adapt to the outside world once school was completed.

That's part of the reason that LSU basketball is not only a success on the court, but in the classroom as well. Last year, four LSU players made the SEC Academic Honor Roll and the team GPA is the highest in years. Three players: Brian Beshara, Jack Warner and Collis Temple III, all received their degrees in 2001, Brad Bridgewater and





Jermaine Williams received their degrees in 2002 and several other players are on track to receive their degrees on time as well. In fact, LSU is one of the few Division I basketball teams to have two players on the active roster who have already received their degrees from the University with eligibility remaining.

Brady was confident his plan would work when he arrived at LSU. Despite constant doubts and obstacles thrown at him, he has shown the plan would work. His 1999-2000 team is a perfect example of how a group of players could achieve success by implementing the plans of the coaching staff to the best of their ability. When LSU won the Hawaii Pacific Tournament in November of 1999, the players sensed that something special might be about to happen. When LSU upset highly ranked Oklahoma State in the Sugar Bowl Classic in New Orleans, the fans began to believe. When LSU beat Arizona, Auburn and Kentucky in a 15-day period, anything seemed possible.

That year, maybe it was. The Tigers won their first-ever SEC Western Division championship in 2000 and their first SEC Championship since 1991. LSU earned a spot in the NCAA Tournament for the first time since 1993, won a game in the tournament for the first time since 1992 and advanced to the Sweet 16 for the first time since 1987.

The plan was working and the creator of the plan was rewarded. John Brady was a consensus choice as the conference Coach of the Year. He was the NABC and USBWA All-District Coach of the Year. He was runnerup for national coach of the year.

He could have easily been honored this past season for keeping his team together and keeping his system in place when others at 2-8 in the league would have been looking to switch gears. But his players remained focus on the task at hand and won seven of the last 11 games and made it to the second round of the NIT, again while facing the consequences of limited scholarships and recruiting opportunities.

Brady has shown that he is a man with a passion for basketball, an interest in building a quality program and a man wanting to make LSU the best. He also wants his players to be the best in both basketball and life. He continues that this year as four starters combined with a strong bench look forward to the challenge of the 2002-03 season.

Before LSU

Brady came to LSU after six highly successful seasons at Samford University in Birmingham, Ala., one of several programs he has helped build in his career.

The McComb, Miss., native played his college ball at Belhaven College in Jackson, Miss., from 1972-76, earning two-time All-Southern States Conference selection at guard. Brady was a three-year starter at Belhaven and scored over 1,000 points for his career under Coach Charlie Rugg. In 1997, he was inducted into the school's athletic Hall of Fame for his achievements.

Head Coach

After graduating from Belhaven, Brady received his first coaching assignment at Mississippi State, serving a one-year tenure as graduate assistant while earning his Master's in Education. With his Master's degree, Brady moved to the prep ranks, making the first stop of his career in Louisiana. This stop was as the head coach of Crowley High School from 1977-82.

Serving through the 1981-82 season, he compiled a record of 129-49 (.752). During the 1980-81 campaign, Brady made a visit to the Maravich Assembly Center as a head coach as Crowley advanced all the way to the Class AAA final game in the Top 28 Tournament. Brady was named Louisiana Sports Writers Association Coach of the Year for the classification that season. In all, three of his Crowley teams advanced to at least the quarterfinals in the playoffs.

His return to college coaching came at Mississippi State for the 1982-83 season, serving four years under Bob Boyd (an LSU assistant in 1997) and four years under coach Richard Williams. For Williams, he served as chief recruiter, bringing in such MSU stars as Cameron Burns, Greg Carter and Tony Watts, who led the Bulldogs from last place in the SEC to the conference co-championship with LSU and an NCAA bid in 1991, one year after Brady's departure from MSU.

During his MSU tenure, he recruited eight players who received All-SEC honors. The Bulldogs were 7-21 in Williams' first season as head coach. The Bulldogs showed steady improvement and advanced to the second round of the NIT in 1990 before the 1991 SEC co-championship.

One of the players Brady worked with at Mississippi State was Butch Pierre from St. Amant High. Now, Brady and Pierre are connected again, as members of the LSU basketball staff.

Following his tenure in Starkville, Brady returned to Louisiana for a second time, this time to serve on the staff of Tim Floyd at the University of New Orleans. Again, Brady was part of an NCAA Tournament team with the Privateers.

On To Samford

It came time for Brady to take the next big step to a Division I college head coaching position. What he did at Samford was bring a new lever of excitement to the fans and to the team that will be talked about for years.

In his six-year tenure (1992-97), he turned the Trans-American Athletic Conference team into a consistent winner, posting a record of 89-77. He posted double figure victory totals each of his six seasons, something the school did not enjoy in any of the five years prior to Brady's arrival.

In his final three seasons at Samford, he was 16-11 (1995, 1996) and 19-9 (1997) giving the school three-straight winning seasons for the first time since 1982-84.



John Brady visits a campus sorority house on his annual pre-season tour of greek organizations and dormitories.

He was the only Samford coach to have four winning seasons in his career and he left as the school's winningest coach.

The Bulldogs won two TAAC West Division Championships, sharing the crown in 1996 and winning it outright in 1997, the first TAAC basketball championships of any kind at that time for Samford. The team was 11-5 each of his last three seasons in the conference.

In Brady's six years at Samford, the team had three first-team and five second-team All-TAAC selections. In his last season at Samford, he had five members of his team make the All-TAAC academic team, giving him 14 members of the team during his tenure.

That trend has continued at LSU as he has had 13 players earn Academic All-SEC honors.

He has had the SEC Player of the Year, the co-

Freshman of the Year and two NBA draft choices, including the No. 2 pick in the draft. All that has been a part of the foundation of LSU basketball under John Brady.

The 48-year-old Brady is the father of two daughters, Brittany, 12, and Brooke, 8.

As Brady enters his sixth season at LSU, he knows that his methods have been accepted and are popular among fans and players. He has earned the grudging respect of his peers in the league. He knows this year should be one in which more strides are taken for the future success of the program.

Tiger fans like what they see, and the rest of the SEC is a little concerned about LSU now that it is back to full strength. Everybody recognizes that Brady has a plan and is strengthening the LSU basketball program for the future.

Brady Ball

BRADY VS. ALL OPPONENTS

| | | | | | |
|-----------------------|------|--------------------------|-----|--------------------------|-----|
| Air Force | 1-0 | Georgia | 4-3 | Oklahoma State | 1-0 |
| Alabama | 3-7 | Georgia Southern | 0-2 | Oregon State | 1-0 |
| Alabama State | 1-1 | Georgia State | 8-7 | Portland | 0-1 |
| Alcorn State | 1-0 | Gonzaga | 0-1 | Prairie View A&M | 1-0 |
| Arizona | 1-2 | Grambling State | 1-0 | Robert Morris | 1-0 |
| Arkansas | 4-8 | Hawaii-Hilo | 1-0 | Rice | 0-1 |
| Arkansas State | 0-1 | Houston | 3-1 | Saint Louis | 0-1 |
| Auburn | 5-5 | Howard | 2-0 | Sam Houston State | 1-0 |
| Austin Peay | 2-2 | Iowa | 1-0 | Shorter | 1-0 |
| Ball State | 0-1 | Iowa State | 0-1 | South Carolina | 2-3 |
| Baptist Christian | 1-0 | Jacksonville State | 3-1 | Southeastern Louisiana | 8-5 |
| Baylor | 0-1 | Jackson State | 2-0 | Southeast Missouri State | 3-0 |
| Belhaven | 3-0 | Kentucky | 1-4 | Southern-Baton Rouge | 2-0 |
| Belmont | 1-0 | Lamar | 0-1 | Southern-New Orleans | 1-0 |
| Berry College | 1-0 | Louisiana-Lafayette | 1-1 | Southwest Texas State | 0-1 |
| Bethel | 1-0 | Louisiana-Monroe | 1-0 | Stetson | 6-7 |
| Brewton-Parker | 1-0 | LSU | 1-0 | Tennessee | 0-6 |
| Cal State-Northridge | 1-0 | Loyola-NO | 1-0 | Tennessee-Chattanooga | 0-1 |
| Campbell | 4-1 | Mercer | 9-4 | Tennessee-Martin | 2-1 |
| Centenary | 12-3 | McNeese State | 3-0 | Tennessee-Temple | 1-0 |
| Central Florida | 6-1 | Miami (Fla.) | 0-1 | Texas | 2-1 |
| The Citadel | 1-1 | Mississippi | 4-6 | Texas-Pan American | 1-2 |
| College of Charleston | 0-6 | Mississippi State | 4-8 | Texas Southern | 1-1 |
| Dartmouth | 0-1 | New Orleans | 1-1 | Towson | 1-0 |
| Davidson | 0-2 | Nicholls State | 5-0 | Troy State | 1-0 |
| Drake | 1-1 | North Carolina A&T | 1-0 | Vanderbilt | 3-5 |
| Eastern Kentucky | 1-0 | North Carolina Asheville | 1-1 | Wake Forest | 0-1 |
| Evansville | 0-1 | North Carolina Gr'boro | 2-0 | Weber State | 0-1 |
| Florida | 1-5 | Northeastern Illinois | 2-0 | William & Mary | 1-0 |
| Florida Atlantic | 2-0 | North Georgia | 1-0 | Winthrop | 1-1 |
| Florida International | 4-7 | North Texas | 1-0 | Wisconsin | 0-1 |
| Fresno State | 1-1 | Northwestern State | 1-1 | Wyoming | 2-0 |
| Furman | 0-2 | Oakland | 1-0 | Xvier (Ohio) | 0-1 |

Assistant Coaches



BUTCH Pierre

Associate Head Coach

College Coaching Experience

- *1984-86 – Graduate Assistant, Mississippi State
- *1986-88 – Assistant Coach, Kentucky State
- *1988-89 – Assistant Coach, UL-Lafayette
- *1989-96 – Assistant Head Coach, UL-Lafayette
- *1996-97 – Assistant Coach, North Carolina Charlotte
- *1997-02 – Assistant Coach, LSU
- *2002- – Associate Head Coach, LSU

Louisiana native Joseph “Butch” Pierre, after serving five seasons as Assistant coach at LSU, was promoted by LSU Coach John Brady to Associate Head Coach in April 2002.

Pierre knows well the history and talent of basketball in this state. He is in his own right part of the history and talent of this state as one of the talented players Louisiana has produced. Now he’s making his mark as one of the top young coaches in the business with a proven track record that includes winning, knowledge of the game, recruiting ability and leadership.

Pierre, a native of Darrow and a state prep and SEC college standout, came to LSU prior to the 1997-98 season after serving for one year as an assistant coach at North Carolina Charlotte.

At LSU, despite scholarship limitations, Pierre has played a major role in recruiting the players that have made up LSU’s top signing classes, including the 1998-99 signing class that was ranked near the top of every major poll in the country.

Pierre is highly involved in the total basketball program at LSU and is a vital fixture in practice preparation, on the floor coaching and plays an important role in the development of the total basketball program through his work with each student-athlete.

At St. Amant High School, he earned prep All-American honors and was named a member of the Louisiana Sports Writers Association all-state teams both his junior and senior seasons. His jersey was retired at St. Amant in 1980.

Pierre started four seasons as a point guard at Mississippi State University and graduated as the Bulldogs leader in assists (342).

Pierre, the team captain in his senior season, graduated in 1984 with a Bachelor of Science degree in Education and received his Master’s degree in 1986, graduating with honors as a member of the Gamma Beta Phi Society. He then served as a graduate assistant coach (on a staff with John Brady under long-time head coach Bob Boyd) at Mississippi State while earning his Master’s degree.



Pierre has made his mark in coaching by bringing in top athletes wherever he has coached. He also has built and established a reputation throughout the country of turning losing into winning at each institution he has worked at throughout his career. At each stop, the head coach in an average of three seasons, had won a league title and was named the coach of the year in the conference.

After leaving Mississippi State, Pierre spent two years as an assistant at Kentucky State (1987-88), where the program made a 12-game turnaround in his first year from 5-23 to 17-12, the school’s first winning season in seven years.

Following Kentucky State, Pierre came back to Louisiana to Louisiana Lafayette, joining the Cajuns for the 1988-89 season. Pierre had a spectacular eight-year career as an assistant, watching the team compile a 141-97 record during that time. Louisiana Lafayette won two Sun Belt Conference championships and played in two NCAA Tournaments and a preseason NIT, winning fewer than 16 games only one in those eight years.

More than a dozen of the players he recruited for ULL went on to see professional action after their Cajun careers. He was elevated to the top aide position in only his second year on the Cajun staff.

Pierre’s 1993-94 Louisiana-Lafayette recruiting class was ranked eighth best in the country, while his 1992-93 signees were ranked in the top 20.

Pierre then left Louisiana Lafayette for North Carolina Charlotte for the 1996-97 season. He put together a Top 10 recruiting class at UNCC, which went 22-9, and won a first round game over Georgetown in the NCAA Tournament.

Pierre’s win total as part of staffs at ULL, UNCC and LSU stands at 244 in 14 seasons.

Pierre, who enjoys speaking to various groups throughout the state, has shown he takes tremendous pride in his coaching career in the development of players as student-athletes both on and off the court.

“My association with Butch goes back to his playing days at St. Amant High School when I was the basketball coach at Crowley,” said LSU Coach Brady. “We then continued the relationship at Mississippi State where he played while I was an assistant. He has experienced outstanding success with each stop as an assistant. He is an excellent coach, a proven recruiter and most importantly, a loyal friend.”

Butch and his wife, Clemmie, are parents of daughter Langley (11) and nine-year-old twin sons, Joseph II and Josh.

THE PIERRE FILE

| | |
|---------------------|---|
| YEAR AT LSU: | Sixth |
| BIRTH DATE: | October 4, 1962 |
| AGE: | 40 |
| HOMETOWN: | Darrow, La. |
| WIFE: | Clemmie |
| CHILDREN: | Langley (11), Joseph III (9), Josh (9) |
| COLLEGE: | BS, Education, Miss. State, 1984 M. Ed., Miss. State, 1986 |



RICKEY

Broussard

Assistant Coach

College Coaching Experience

1983-86 – Assistant Coach, Louisiana-Lafayette
 1986-89 – Assistant Coach, South Florida
 1990-02 – Head Coach, Nicholls State University
 NCAA Tournament, 1995, 1998
 SLC Coach of the Year, 1992, 1995, 1998
 LSWA Coach of the Year, 1995, 1998
 NABC District 8 Coach of the Year, 1998
 Two SLC Regular Season Titles
 Two SLC Tournament Titles

April 25, 2002 – Named Assistant Coach, LSU

Rickey Broussard, for 12 years the head coach of Nicholls State University in Thibodaux, has accepted a new challenge, joining the staff of his friend John Brady at LSU as an assistant coach for the 2002-03 season.

Broussard steps in for Kermit Davis, Jr., who left LSU to become the head coach at Middle Tennessee State.

Broussard comes to LSU with credentials that will fit in very nicely with the LSU program: strong recruiting ability, post-season tournament experience and an excellent on-court teacher.

Broussard, a 1970 graduate of Louisiana-Lafayette, is one of just two Southland Conference coaches to record 100 career league wins. He led the Colonels to two SLC regular season and tournament titles as well as trips to the NCAA Tournament in both 1995 and 1998. During his 12 seasons, Broussard led NSU to top three finishes in the SLC eight times while recently becoming just the second coach in the history of Colonel basketball to win 150 games.

He left Nicholls State with an overall record of 150-183 while putting together a 113-89 record in Southland Conference play. Broussard has coached six first-team All-SLC selections, while

picking up SLC Coach of the Year accolades three times. In 10 of the 11 seasons Nicholls State was in the Southland Conference, the Colonels had a player named to the SLC's first team. Showing his recruiting abilities, Broussard has coached three of the last six SLC Newcomers of the Year at Nicholls State.

One of the highlights for Broussard in SLC play came in 1998 when Nicholls State rattled off 14 straight wins to start conference play and finished the regular season with a 15-1 record. The Colonels were one of just seven NCAA Division I schools to capture conference titles by going undefeated or losing just one game during league play.

While at Nicholls, Broussard has been invited to be a clinician at the NCAA's Yes Clinics at the Final Four and has also lectured at the Louisiana High School Coaches Association convention and the Mississippi All Sports Clinic. For the past three seasons, Broussard served on the NCAA's Southeast Regional Advisory Committee and as a voter on the ESPN/USA Today's top 25 poll.

Prior to becoming the head coach at Nicholls State, Broussard served six seasons as a college assistant. From 1983-86, at Louisiana Lafayette, formerly the University of Southwestern Louisiana, he served at a time when the Cajuns won 55 games and made it to the National Invitation Tournament twice, including 1984 when the team was in the NIT Final Four. In 1986, he moved to South Florida where he served as an assistant for three seasons. He then coached one year at North Vermilion High School before being tabbed for the Nicholls State job.

In all, Broussard spent 13 seasons as a prep coach with 12 of his teams advancing to the Louisiana state playoffs. His other prep stops besides North Vermilion include Meaux, Fatima and St. Thomas More High Schools in the Lafayette area. He also coached the 1981 Acadiana All-Star AAU junior basketball team to a national runner-up finish.

"Rickey Broussard brings coaching experience from every level, recruiting expertise at challenging places, and a personality that will fit in well with the belief system that we have established," said LSU Coach John Brady. "My association with Rickey goes back to 1977 when I was at Crowley High School and Rickey was the head coach at Fatima in Lafayette. He is an extremely positive person, an excellent teacher and will assume many of the duties Kermit Davis had while he was here. I have always felt one aspect of a successful program was to surround yourself with experienced, talented and loyal people. Rickey, without question, fits that type of coach and person."

Broussard is married to the former Paula Goff. Broussard has two daughters, Catrelle and Stephanie, while wife Paula has a son, Damon.

THE BROUSSARD FILE

YEAR AT LSU: First
BIRTH DATE: Sept. 28, 1948
AGE: 54
HOMETOWN: Lafayette
WIFE: Paula
CHILDREN: Catrelle, Stephanie, Damon
COLLEGE: BS, Louisiana-Lafayette, '70
 M. Ed., Louisiana-Lafayette, '73

Assistant Coaches



MIKE Giorlando

Assistant Coach

College Coaching Experience

1991-92 – Graduate Assistant, New Orleans
 1997-01 – Assistant Coach, New Orleans
 2001 – Assistant Coach, LSU

The former dentist turned basketball coach enters his second season as an assistant coach on the LSU staff of head coach John Brady.

Giorlando, like the other members of the LSU coaching staff, are all here as part of a special relationship which is spoken quite often in this basketball program. When the time came prior to the 2001-02 season to fill a vacancy on the coaching staff, Brady knew exactly where to turn.

New Orleans native Giorlando joined the basketball staff after his second stint at the University of New Orleans. In his first



stint with the Privateers he worked on the staff of coach Tim Floyd, whom Brady also coached under at UNO.

But Giorlando took a different road to the college coaching profession. His first interest in basketball came while playing in high school at Jesuit High in New Orleans for Kevin Trower. After graduating with a Bachelor of Science degree in Biology from Spring Hill College in 1980, the 44-year-old Giorlando received his Doctor of Dental Surgery degree from the LSU School of Dentistry in New Orleans in 1984 and a Master's in Education

from UNO in 1987. He served as a dentist after getting his degree for eight years before going into coaching.

His first stint came during the 1991-92 season under Floyd, a year when the Privateers ranked among NCAA Division I leaders in field goal percentage, blocked shots, rebound margin and scoring defense.

Giorlando has also spent time in the tough high school basketball ranks of New Orleans as boys head coach at St. Martin's, Archbishop Shaw and Archbishop Hannan high schools from 1992-97. His teams made three playoff appearances. He also coached two seasons as the junior-varsity coach at St. Martin's from 1989-91.

He returned to UNO in 1997 as the third assistant on the staff, moving up to a full-time assistant coach position in 1999. The 1999-2000 UNO team was in the national rankings for scoring defense (61.7 points) and three-point field goal percentage.

This season at LSU Giorlando, besides his duty with the John Brady summer basketball camp, is also involved in scouting reports on the Tigers' future opponents.

"In Mike Giorlando, we have an experienced talented coach," said LSU head basketball coach John Brady. "My association with Mike goes back 11 years when I worked with Tim Floyd at UNO. Mike has also worked for coach Floyd and possesses the talent and expertise to fulfill the responsibilities of the position. Since I have been a head coach I have always pursued talented, loyal, hard working coaches who have the experience and the ability to become head coaches. Our coaching staff continues to be built on that philosophy."

Giorlando was director of UNO's Hoops for Education summer high-school basketball camp in 1990 and 1991.

Giorlando and his wife, Judy, have two sons: Andrew, 10, and Michael, 6.



THE GIORLANDO FILE

YEAR AT LSU: Second
BIRTH DATE: Sept. 14, 1958
AGE: 44
HOMETOWN: New Orleans, La.
WIFE: Judy
CHILDREN: Andrew (10), Michael (6)
COLLEGE: BS, Biology, Spring Hill College, 1980
 DDS, LSU School of Dentistry, 1984
 M.Ed., New Orleans, 1987

Support Staff



LARRY
Cordaro

Basketball Operations

Larry Cordaro is in his second year with the LSU basketball program, his first as the non-coaching administrative assistant for the LSU men's team.

Cordaro, a 22-year-old native of Ruston, received his Bachelor of Science degree in accounting in May 2000 and is currently working on his Master's degree in Sports Management.

Among his LSU duties will be to assist in the team's video exchange program, help coordinate the pre-game meals and meetings of the LSU men's basketball booster club, the 6th-Man Club, along with helping to coordinate the annual summer John Brady basketball camp and other duties as assigned by Coach Brady and members of the LSU basketball staff.

Cordaro spent one year serving as the Head Manager at Xavier University in New Orleans before coming to LSU and he has also worked as a part of LSU's Residential Life department, supervising the front desk at one of the campus dormitories.

Cordaro attended Ruston High in Ruston and played four years on the Ruston High School basketball team.

LSU MANAGERS

James Landry (head manager)
Brian Rodrigue
Justin Primeaux
Alex Joshua

Brad Butler
Dane Barbera
Jeff Meyers
Jeff Cummings




Seated (l-r): Justin Primeaux, Brian Rodrigue, Head Manager James Landry, Student Trainer Cory Couture. Standing: Jeffrey Meyers, Jeff Cummings, Alex Joshua, Brad Butler, Dane Barbera.

SUPPORT STAFF



Pam LeBlanc
Secretary



Cory Couture
Student Trainer



James Landry
Head Manager

Strength and Conditioning



TOMMY
Moffitt

*Strength & Conditioning
Coordinator*

Tom Moffitt is in his third season as the coordinator of LSU's strength and conditioning program, after coming to the Tiger athletic staff from the University of Miami.

In February of 2000, shortly after he was appointed LSU's strength coach, Moffitt was named the 1999 Collegiate Football Strength and Conditioning Coach of the Year by the Professional Football Strength and Conditioning Coaches Society.

Moffitt served as the head strength and conditioning coach at Miami for two years, helping head coach Butch Davis rebuild the Hurricane program. While at Miami, Moffitt was named the 1998 Big East Strength Coach of the Year.

Moffitt went to Miami after four seasons, 1994-97, as associate head strength and conditioning coach at Tennessee.

A 1986 graduate of Tennessee Tech, Moffitt started his career as an assistant football coach at John Curtis High School in River Ridge from 1987-94, earning the 1992 award as the National High School Strength Coach of the Year, given by the Professional Football Strength and Conditioning Coaches Society.

Born in Summerville, Tenn., Moffitt is married to the former Jill Beron and they have two children, Clay and Aaron.

THE MOFFITT FILE

YEAR AT LSU: Third (appointed Jan. 10, 2000)
BIRTHDATE: Jan. 10, 1963 at Summerville, Tenn.
WIFE: Jill
CHILDREN: Clay, Aaron
HIGH SCHOOL: Springfield High
COLLEGE: Tennessee Tech '86

1987-94 John Curtis High School (assistant coach)
1994-97 Tennessee (assoc. head strength & conditioning coach)
1998-99 Miami (strength & conditioning coordinator)
2000- LSU (strength & conditioning coordinator)



SCOTT
Gadeken

*Assistant Strength &
Conditioning Coordinator*

Scott Gadeken is in his third year as an assistant strength coach at LSU, coming to Baton Rouge from Kansas State where he was an assistant strength coach for three seasons.

Gadeken earned his bachelor's degree in psychology from Midland College (Neb.) in 1995 and his master's of science degree in kinesiology from Kansas State in 1997. A four-year letterwinner at Midland, Gadeken earned Academic All-America, honorable mention All-America, first team All-Conference and NAIA All-Nebraska accolades as an offensive lineman.

Gadeken, 29, holds certifications as a Certified Strength and Conditioning Specialist (CSCS) with the National Strength and Conditioning Association, a certified Olympic lifts coach with the USA Weightlifting and a Specialist in Sports Conditioning (SSC) through the International Sports Sciences Association.

A native of Julian, Neb., Gadeken is married to the former Stacey Weir, and they have one child, Brandon.



THE GADEKEN FILE

YEAR AT LSU: Third
WIFE: Stacey
CHILDREN: Brandon (1)
COLLEGE: Midland College '95
POSTGRADUATE: Kansas State '97

Training Staff



ANDREW
Shea

Head Basketball Trainer

Andrew Shea begins his fifth season on the LSU campus as part of the athletic training staff in charge of John Brady's men's basketball program.

Shea served as student athletic trainer during his undergraduate days at West Virginia University in Morgantown. His primary responsibilities were with the soccer and football squad, while serving in 1987 as head student athletic trainer for baseball.

Following his graduation in July 1987, Shea began a nine-year association with the Morgantown Physical Therapy Associates. There he served as Clinical Athletic Trainer where he was responsible for providing daily patient care in a sports medicine/general orthopedic physical therapy clinic. He also aided in rehabilitation of Division I intercollegiate athletes associated with West Virginia University.

On the professional level, he served in the spring of 1992 as the Co-Head Athletic Trainer for the Frankfurt Galaxy Football Club of the World League of American Football in Germany.

Shea returned to his alma mater in 1996 to work on his master's degree at West Virginia. During that time he served as Head Athletic Trainer for the 1996-97 women's gymnastics team and the 1997-98 women's basketball team in addition to other athletic related duties.

He has authored many professional presentations at various conferences and has served as a Special Olympics volunteer. He is a certified member of the National Athletic Trainers Association.

Drew and wife Lori are the parents of three children: Alexandra (4), Madison (3) and MacKenzie (1).



THE SHEA FILE

YEAR AT LSU: Fifth
BIRTHDATE: May 16, 1964
WIFE: Lori
CHILDREN: Alexandra (4), Madison (3), MacKenzie (1)
HIGH SCHOOL: Lewis County High School
HOMETOWN: Weston, W. Va.
COLLEGE: West Virginia University, '87
POSTGRADUATE: West Virginia University (Master's), '98

Sixth Man Club

FIVE YEARS AGO, COACH JOHN BRADY instituted his LSU Tiger Basketball 6th Man Club to allow the dedicated fans of LSU basketball a chance to be a closer part of the program. LSU basketball fans responded positively to the chance to be in on the ground floor of the LSU building project.

The LSU Tiger Basketball "6th Man Club" is the chance for every Tiger fan to become a closer part of the program and the support of the fans makes it possible for the men's basketball program to continue doing the right things for the program's success in the future.

Monies derived from the club go directly to the Tiger Athletic Foundation's basketball account.



Coach Brady gives a pre-game scouting report to club members.



The annual postseason Sixth Man Club Banquet.

MEMBER BENEFITS

For \$250 in yearly dues fee, members of the "6th Man Club" will receive the following benefits:

- 1) Pre-Game Buffet in the L-Club Room of the Maravich Assembly Center located adjacent to the LSU Basketball Locker Room.
- 2) An autographed poster complete with the signatures of the LSU coaching staff and entire basketball team.
- 3) Each month, all club members will receive a copy of "The Tiger Tribune," the official 6th Man Club Newsletter with player profiles, and other inside information on LSU basketball.
- 4) Each member will be given an official club membership card that will get a member admitted to LSU basketball practice.
- 5) Club members will also receive a copy of the official LSU Tiger Media Guide.
- 6) Each member of the 6th Man Club will receive a ticket for two to the LSU Basketball Pre-Season Tip-Off Party attended by club members, coaching staff, their wives and the LSU players.
- 7) Your membership card allows you and a guest to the buffet. You can bring an additional guest for only \$5.

Applications and other information are available at the:

LSU Men's Basketball Office
225-578-8217

Please make checks payable to "TAF-Basketball 6th Man Club" and mail to:

LSU Men's Basketball Office
P. O. Box 25095
Baton Rouge, La. 70894-5095



R
E
V
I
E
W



Resurgence

The Tigers



Some media members have called the finish of the 2001-02 LSU basketball season one of the great basketball turn-arounds in LSU history. Certainly, the Tigers team that advanced to the second round of the NIT finished with a strength and determination that fans had been looking for all season.

Best of all, the Tigers were making a second post-season appearance in three seasons, all while on probation and bothered by scholarship limitations.

It may not have been the seven wins that LSU had that were impressive, but whom the seven wins came against that made them even more important. Mississippi State fell in overtime, Ole Miss fell at home, and Vanderbilt and Georgia went down in the SEC Tournament. Georgia won the East, State would win the SEC Tournament and Ole Miss and Vandy advanced to postseason play.

Finally, there was basketball tradition rich Iowa, the team the Tigers would beat in Iowa City in a nationally-televised first-round NIT game.

Brady's Tigers, earning respect every year for their hard work and tenacious style of play, were now becoming a team no one in the league wanted to play late. It marked the second straight year, the Tigers had finished with a flourish and made life miserable in the process for the league.

Also in 2002, the fans of LSU basketball rediscovered their basketball team at the Assembly Center as close to 13,000 paid money and showed up to watch the Tigers and Ball State do battle in the first post-season game in the Assembly Center for men since 1986.

In all, the 19-15 season had some notable moments:

>RONALD DUPREE

Dupree again demonstrated his scoring and rebounding ability, leading LSU in several categories including scoring 16.2 points per game and 8.5 rebounds per game. He followed up last year's top of the league rankings by again being among the elite players in the SEC, ranking seventh in scoring and second in rebounding, to go with 10th in field goal percentage (45.2 percent).

During the season, Dupree became the 18th player in LSU



history to go over 1,000 points, while grabbing 500 rebounds in his career. He is already 19th in rebounding and 22nd on the scoring list entering his final season.

Twice during the season he equaled his career high of 16 rebounds (Campbell, Nicholls State) and had his career high of 30 points (Feb. 16) in a win at Arkansas to go with other top games during the year of 29 versus Louisiana Lafayette (Dec. 4) and 25 versus Auburn (Jan. 19) and McNeese State (Dec. 15). In all Dupree has had 18 career 20-plus scoring games at LSU.

LATE SEASON FINISH

For the third straight year, LSU has been able to really close the season on a good note. LSU finished the 2002 season with a 7-4 record including three of the five wins on the road and two at the tournament. In 2001, despite playing with only five scholarship players, the Tigers finished the season 2-2 with wins over Ole Miss and Georgia.


In the 2000 championship season, LSU was 7-2 to end the regular season and through the SEC and NCAA Tournament for a three-year mark of 16-8 in the last weeks of February and March. In the six previous years (1994-99), LSU was just 5-17 in the closing weeks in the SEC Tournament.

HOME NON-CONFERENCE

In the regular season, the Tigers finished 8-0 at home in non-conference games and the Tigers win streak in non-conference games reached 36 games by the end of the regular season.

This was the fourth straight season LSU has been a perfect 8-0 in non-conference regular season games.

The Tigers did lose a non-conference post-season game in the Assembly Center to Ball State in the second round of the NIT, the first loss to a non-conference foe in the building since LSU lost a 70-64 decision to Lamar on Dec. 1, 1997. John Brady is 38-2 in the Assembly Center in non-conference games.



VS. LOUISIANA

The Tigers ran its streak at home against Louisiana team to 39 games during the season, a streak that extended back to Dec. 1988. LSU's home wins included a triumph over Louisiana-Lafayette in the team's first meeting since 1945. Coach Brady is 18-0 at the Assembly Center against Louisiana schools and will in 2002-03 face the University of New Orleans, the first Louisiana team to beat LSU since 1988, this coming on the road in New Orleans in Dec. 2001.



> COLLIS TEMPLE III

Collis Temple, continuing to add to his reputation as the most improved player since his arrival at LSU, finished tied for second in scoring at LSU with 13.4 points a game in a season in which the Baton Rouge junior had to battle injuries throughout. After spraining his

ankle against McNeese State, Temple was in and out of the lineup until full reconstructive surgery late in the season put him on the shelf. The graduate student has spent the summer rehabbing and should be ready for a full go for his senior season.

LSU'S 2001-02 SEASON HONORS

Ronald Dupree

Second Team All-SEC Associated Press, Coaches
 First Team NABC All-District 8
 First Team USBWA All-District 6
 LSWA First Team
 Second Leading Rebounder in SEC, second consecutive year

Collis Temple III

SEC Academic Honor Roll
 Second Team NABC All-District 8
 SEC Player of the Week, Nov. 26-Dec. 2
 Member of SEC Good Works Team

Antonio Hudson

Member SEC All-Tournament Team

Brian Green

SEC Academic Honor Roll

Brad Bridgewater

Earned his degree, Summer 2002

Jermaine Williams

Earned his degree, Summer 2002

Season Review



>TORRIS BRIGHT

The junior point guard, who has guided the offense for the last three seasons, had his best scoring season, averaging 13.4 points a game while averaging 3.8 assists a game (ninth best in the league). Bright finished the season with 76 treys and only Chris Jackson and Anthony Wilson had better seasons. He is among the top 10 in career assists, steals and minutes played. Finally, he would join Dupree as a member of the 1,000-career point club and stands in position to move up several spots early this season.



>ANTONIO HUDSON

Hudson was LSU's first signee from Grambling High School and he proved to be a good one for LSU, averaging 10.4 points a game, hitting 43 treys. Hudson stepped into the starting spot when Temple was hurt, getting 16 starts during the year.

Hudson became the first LSU player to make the All-SEC Tournament team since 1993 with his three-game performance in the Georgia Dome. Hudson in three games played 109 minutes, hit 19-of-35 field goal attempts (54.3 percent), 6-of-10 three-point field goals (60.0 percent) and 19-of-23 free throws (82.6 percent), while averaging 21.0 points and 4.0 rebounds a game for LSU.

SCORING NOTES

LSU remains undefeated in the Brady era when scoring more than 80 points, 32-0 in the five-year period, including seven wins this season. LSU is 27-15 in the Brady era when scoring between 70-79 points. LSU has won 90 of its last 107 games in which it shoots 50 percent or more from the field, with the Tigers getting 67 wins in the 84 games in the Brady era in which it out shot the opponent.

ACADEMICS

The Tigers continue to make strides as student-athletes with the grade point average continuing to rise through the work of the players and coaches in association with the Academic Center for Athletics. Again in 2002, LSU sent basketball players to school graduation exercises to receive their diplomas. Jermaine Williams completed his strong four years at LSU with his degree in hand and Brad Bridgewater completed his degree requirements to give the Tigers a most unique situation for 2002-03: two players (Bridgewater and Temple) who will continue to play after receiving their degree.

Two players, Brian Green and Temple, earned SEC All-Academic Honor Roll citations, giving John Brady 13 members of the team in his five years at LSU.



2001-02 LSU LEADERS

SCORING AVERAGE

| | |
|-------------------|------|
| Ronald Dupree | 16.2 |
| Collis Temple III | 13.4 |
| Torris Bright | 13.4 |
| Antonio Hudson | 10.3 |
| Brad Bridgewater | 6.7 |

REBOUNDING AVERAGE

| | |
|-------------------|-----|
| Ronald Dupree | 8.5 |
| Collis Temple III | 6.0 |
| Jermaine Williams | 4.6 |
| Brad Bridgewater | 3.9 |
| Torris Bright | 3.8 |

FIELD GOAL PERCENTAGE

| | |
|------------------|------|
| Brad Bridgewater | .547 |
| Thomas Davis | .547 |
| Ronald Dupree | .452 |
| Torris Bright | .434 |
| Antonio Hudson | .431 |

3-POINT FIELD GOALS MADE

| | |
|-------------------|----|
| Torris Bright | 76 |
| Antonio Hudson | 43 |
| Collis Temple III | 39 |
| Ronald Dupree | 31 |
| Charlie Thompson | 7 |

3-POINT FIELD GOAL PERCENTAGE

| | |
|-------------------|------|
| Charlie Thompson | .412 |
| Torris Bright | .394 |
| Antonio Hudson | .387 |
| Collis Temple III | .375 |
| Ronald Dupree | .287 |

FREE THROW PERCENTAGE

| | |
|-------------------|------|
| Charlie Thompson | .917 |
| Jermaine Williams | .854 |
| Collis Temple III | .817 |
| Torris Bright | .709 |
| Antonio Hudson | .659 |

ASSISTS

| | |
|-------------------|-----|
| Torris Bright | 129 |
| Jermaine Williams | 88 |
| Ronald Dupree | 73 |
| Antonio Hudson | 53 |
| Collis Temple III | 47 |

STEALS

| | |
|-------------------|----|
| Jermaine Williams | 76 |
| Torris Bright | 60 |
| Antonio Hudson | 42 |
| Ronald Dupree | 35 |
| Collis Temple III | 21 |

BLOCKS

| | |
|-------------------|----|
| Ronald Dupree | 22 |
| Brad Bridgewater | 18 |
| Jermaine Williams | 13 |
| Antonio Hudson | 11 |
| Torris Bright | 6 |

MINUTES PLAYED

| | |
|-------------------|------|
| Ronald Dupree | 1202 |
| Torris Bright | 1161 |
| Jermaine Williams | 1117 |
| Antonio Hudson | 957 |
| Brad Bridgewater | 781 |

Box Scores

Exhibition Game, LSU 78, Global Sports All-Stars 71

November 5, at Baton Rouge, La.

| Global Sports | FG | 3FG | FT | REB | PTS. |
|---------------|--------------|-------------|-------------|-----------|-----------|
| Greer * | 5-8 | 1-3 | 2-2 | 4 | 13 |
| Young * | 3-9 | 1-2 | 3-4 | 8 | 10 |
| Rodgers * | 1-3 | 0-0 | 0-0 | 1 | 2 |
| Flanigan * | 1-3 | 1-2 | 0-0 | 3 | 3 |
| Mott * | 0-0 | 0-0 | 0-0 | 1 | 0 |
| Keys | 5-10 | 0-2 | 0-1 | 3 | 10 |
| Johnson | 3-9 | 2-8 | 1-2 | 2 | 9 |
| Holly | 1-3 | 0-0 | 0-0 | 2 | 2 |
| Evans | 10-16 | 0-0 | 2-6 | 8 | 22 |
| Team | | | | | |
| Totals | 29-61 | 5-17 | 8-15 | 32 | 71 |

| LSU | FG | 3FG | FT | REB | PTS. |
|---------------|--------------|-------------|--------------|-----------|-----------|
| Dupree * | 8-16 | 2-5 | 2-4 | 10 | 20 |
| Bridgewater * | 2-6 | 0-0 | 1-2 | 6 | 5 |
| Bright * | 1-9 | 1-9 | 2-2 | 0 | 5 |
| Thompson * | 2-2 | 0-0 | 0-0 | 2 | 4 |
| Temple III * | 8-14 | 1-4 | 1-1 | 6 | 18 |
| Young | 2-2 | 2-2 | 1-2 | 0 | 7 |
| Williams | 1-2 | 0-0 | 0-0 | 2 | 2 |
| Whipple | 0-1 | 0-0 | 2-2 | 0 | 2 |
| Hudson | 2-5 | 0-1 | 2-3 | 2 | 6 |
| Davis | 3-6 | 0-1 | 0-0 | 2 | 6 |
| Wilson | 1-2 | 0-0 | 1-2 | 7 | 3 |
| Team | | | | | |
| Totals | 30-65 | 6-22 | 12-18 | 43 | 78 |

Halftime: LSU 45; GS 33. Total FG Pct: GS 47.5; LSU 46.2. 3Pt FG Pct: GS 29.4; LSU 27.3. FT Pct: GS 53.3; LSU 66.7. Assists: GS 12 (Keys 5); LSU 16 (Temple III, Thompson, Williams 3). Turnovers: GS 15 (Mott, Johnson 3); LSU 12 (4 tied with 2). Blocks: GS 1 (Evans); LSU 2 (Bridgewater, Dupree). Steals: GS 8 (Greer 8); LSU 10 (Bright, Thompson 2). Attendance: 6,604-paid.

Exhibition Game, LSU 85, Czech Select All-Stars 51

November 12, at Baton Rouge, La.

| Czech | FG | 3FG | FT | REB | PTS. |
|---------------|--------------|--------------|------------|-----------|-----------|
| Eisner * | 0-4 | 0-2 | 0-0 | 3 | 0 |
| Balaz * | 5-9 | 3-6 | 2-2 | 0 | 15 |
| Zajic * | 3-5 | 0-1 | 0-1 | 5 | 6 |
| Grepil * | 7-14 | 7-11 | 0-0 | 3 | 21 |
| Festr * | 2-5 | 0-1 | 2-2 | 2 | 6 |
| Hoesovsky | 0-2 | 0-1 | 1-4 | 6 | 1 |
| Zalud | 1-3 | 0-0 | 0-0 | 0 | 2 |
| Marek | 0-3 | 0-0 | 0-0 | 0 | 0 |
| Team | | | | | |
| Totals | 18-45 | 10-22 | 5-9 | 21 | 51 |

| LSU | FG | 3FG | FT | REB | PTS. |
|---------------|--------------|-------------|--------------|-----------|-----------|
| Dupree * | 6-13 | 1-2 | 0-0 | 13 | 13 |
| Williams * | 3-5 | 0-0 | 1-2 | 3 | 7 |
| Bridgewater * | 6-10 | 0-0 | 3-5 | 8 | 15 |
| Bright * | 2-6 | 0-3 | 0-0 | 1 | 4 |
| Temple III * | 5-9 | 3-5 | 5-8 | 1 | 18 |
| Young | 0-1 | 0-1 | 0-0 | 1 | 0 |
| Thompson | 0-1 | 0-1 | 2-2 | 2 | 2 |
| Bozek | 0-2 | 0-0 | 0-0 | 1 | 0 |
| Whipple | 2-5 | 0-1 | 0-1 | 2 | 4 |
| Hudson | 3-6 | 2-2 | 5-6 | 3 | 13 |
| Davis | 2-2 | 0-0 | 0-1 | 9 | 4 |
| Wilson | 2-4 | 0-0 | 1-1 | 3 | 5 |
| Team | | | | | |
| Totals | 31-64 | 6-15 | 17-26 | 48 | 85 |

Halftime: LSU 44; CS 18. Total FG Pct: CS 40.0; LSU 48.4. 3Pt FG Pct: CS 45.5; LSU 40.0. FT Pct: CS 55.6; LSU 65.4. Assists: CS 4 (Grepil, Hoesovsky, Zalud, Zajic); LSU 17 (Bright 6). Turnovers: CS 25 (Zajic 7); LSU 17 (Temple III 4). Blocked Shots: CS 1 (Festr); LSU 1 (Bright). Steals: CS 8 (Zalud 3); LSU 14 (Williams 4). Attendance: 2,331.

Game 1, LSU 83, Campbell 59

November 17, at Baton Rouge, La.

| Campbell | FG | 3FG | FT | REB | PTS. |
|---------------|--------------|-------------|-------------|-----------|-----------|
| Jones * | 1-4 | 0-0 | 0-0 | 5 | 2 |
| Edwards * | 4-10 | 0-0 | 1-2 | 2 | 9 |
| Lee * | 0-3 | 0-2 | 0-0 | 1 | 0 |
| Fellers * | 6-15 | 2-10 | 2-3 | 5 | 16 |
| Johnson * | 2-8 | 0-1 | 1-1 | 5 | 5 |
| Stankus | 3-5 | 1-1 | 4-7 | 5 | 11 |
| Gray | 1-4 | 0-1 | 0-0 | 3 | 2 |
| Yearby | 2-8 | 1-3 | 0-0 | 1 | 5 |
| McKeiver | 0-0 | 0-0 | 0-0 | 0 | 0 |
| Carter | 4-10 | 0-0 | 1-2 | 5 | 9 |
| Team | | | | | |
| Totals | 23-67 | 4-18 | 9-15 | 34 | 59 |

| LSU | FG | 3FG | FT | REB | PTS. |
|---------------|--------------|-------------|-------------|-----------|-----------|
| Dupree * | 8-18 | 0-3 | 2-3 | 16 | 18 |
| Williams * | 4-6 | 0-0 | 0-0 | 5 | 8 |
| Bridgewater * | 1-1 | 0-0 | 0-0 | 4 | 2 |
| Bright * | 5-9 | 2-4 | 1-2 | 2 | 13 |
| Temple III * | 6-14 | 2-6 | 2-3 | 6 | 16 |
| Thompson | 1-1 | 1-1 | 2-2 | 1 | 5 |
| Bozek | 0-1 | 0-0 | 0-0 | 0 | 0 |
| Whipple | 0-1 | 0-0 | 0-0 | 1 | 0 |
| Hudson | 5-10 | 1-3 | 0-0 | 1 | 11 |
| Davis | 3-6 | 0-0 | 0-0 | 6 | 6 |
| Wilson | 1-1 | 0-0 | 2-2 | 2 | 4 |
| Team | | | | | |
| Totals | 34-68 | 6-17 | 9-12 | 49 | 83 |

Halftime: LSU 41; CU 29. Total FG Pct: CU 34.3; LSU 50.0. 3Pt FG Pct: CU 22.2; LSU 35.3. FT Pct: CU 60.0; LSU 75.0. Assists: CU 12 (Lee 4); LSU 22 (Bright 9). Turnovers: CU 14 (Gray 5); LSU 14 (Bridgewater, Bozek 3). Blocks: CU 3 (Carter 2); LSU 3 (Bridgewater, Bright, Dupree). Steals: CU 7 (Gray 3); LSU 7 (Bright 3). Attendance: 7,396-paid.

Game 2, LSU 97, Southern 69

November 19, at Baton Rouge, La.

| Southern | FG | 3FG | FT | REB | PTS. |
|---------------|--------------|-------------|-------------|-----------|-----------|
| Johnson * | 7-27 | 3-12 | 1-1 | 4 | 18 |
| Alexander * | 4-10 | 1-4 | 0-0 | 3 | 9 |
| Bell * | 2-7 | 0-1 | 0-2 | 2 | 4 |
| England * | 1-6 | 0-1 | 3-5 | 8 | 5 |
| Tarver * | 1-5 | 1-5 | 2-4 | 5 | 5 |
| Anderson | 0-1 | 0-0 | 0-0 | 0 | 0 |
| Oliver | 0-1 | 0-1 | 0-0 | 0 | 0 |
| McGhee | 1-2 | 0-0 | 0-0 | 0 | 2 |
| Johnson | 9-14 | 4-7 | 2-2 | 8 | 24 |
| Ingram | 1-4 | 0-0 | 0-1 | 5 | 2 |
| Team | | | | | |
| Totals | 26-77 | 9-31 | 8-15 | 38 | 69 |

| LSU | FG | 3FG | FT | REB | PTS. |
|---------------|--------------|-------------|--------------|-----------|-----------|
| Dupree * | 6-13 | 1-2 | 0-0 | 8 | 13 |
| Williams * | 2-3 | 0-1 | 0-0 | 7 | 4 |
| Bridgewater * | 5-8 | 0-0 | 0-2 | 4 | 10 |
| Bright * | 1-8 | 1-5 | 2-2 | 7 | 5 |
| Temple III * | 6-12 | 4-8 | 4-5 | 14 | 20 |
| Thompson | 0-1 | 0-1 | 2-2 | 1 | 2 |
| Whipple | 3-3 | 1-1 | 2-2 | 2 | 9 |
| Hudson | 7-12 | 0-3 | 5-6 | 4 | 19 |
| Davis | 6-10 | 1-1 | 1-4 | 5 | 14 |
| Wilson | 0-1 | 0-0 | 1-2 | 4 | 1 |
| Team | | | | | |
| Totals | 36-71 | 8-22 | 17-25 | 57 | 97 |

Halftime: LSU 42; SU 29. Total FG Pct: SU 33.8; LSU 50.7. 3Pt FG Pct: SU 29.0; LSU 36.4. FT Pct: SU 68.0; LSU 68.0. Assists: SU 10 (Tarver 8); LSU 24 (Bright 8). Turnovers: SU 16 (Alexander 5); LSU 19 (Bridgewater, Bright, Dupree 4). Blocks: SU 0; LSU 3 (Williams 2). Steals: SU 10 (Ingram, Tarver 3); LSU 6 (Bright 3). Attendance: 9,013-paid.

Game 3, Weber State 75, LSU 74 (OT)

November 23, at Hilo, Hawaii

| Weber St. | FG | 3FG | FT | REB | PTS. |
|---------------|--------------|-------------|--------------|-----------|-----------|
| Boyette * | 0-1 | 0-0 | 0-0 | 0 | 0 |
| Hamilton * | 4-8 | 3-6 | 0-0 | 1 | 11 |
| Woods * | 9-13 | 0-2 | 2-8 | 12 | 20 |
| Bachmann * | 5-8 | 0-0 | 2-5 | 3 | 12 |
| Danley * | 0-0 | 0-0 | 0-2 | 2 | 0 |
| Sparrow | 4-7 | 2-4 | 3-4 | 4 | 13 |
| Barton | 2-5 | 2-3 | 1-2 | 5 | 7 |
| Thurig | 0-1 | 0-0 | 1-2 | 1 | 1 |
| Morrison | 3-9 | 1-5 | 0-1 | 1 | 7 |
| Carter | 1-2 | 0-0 | 2-2 | 3 | 4 |
| Team | | | | | |
| Totals | 28-54 | 8-20 | 11-26 | 34 | 75 |

| LSU | FG | 3FG | FT | REB | PTS. |
|---------------|--------------|-------------|--------------|-----------|-----------|
| Bright * | 7-14 | 2-7 | 0-1 | 3 | 16 |
| Dupree * | 9-18 | 1-4 | 1-3 | 8 | 20 |
| Williams * | 1-3 | 0-0 | 2-2 | 7 | 4 |
| Temple III * | 4-11 | 2-5 | 5-6 | 4 | 15 |
| Bridgewater * | 3-6 | 0-0 | 0-0 | 4 | 6 |
| Thompson | 0-0 | 0-0 | 0-0 | 0 | 0 |
| Whipple | 0-0 | 0-0 | 0-0 | 0 | 0 |
| Hudson | 5-11 | 1-2 | 1-4 | 6 | 12 |
| Davis | 0-1 | 0-0 | 0-0 | 0 | 0 |
| Wilson | 0-0 | 0-0 | 1-2 | 2 | 1 |
| Team | | | | | |
| Totals | 29-64 | 6-18 | 10-18 | 38 | 74 |

Halftime: LSU 32; WSU 28. Total FG Pct: WSU 51.9; LSU 45.3. 3Pt FG Pct: WSU 40.0; LSU 33.3. FT Pct: WSU 42.3; LSU 55.6. Assists: WSU 14 (Barton 6); LSU 15 (Bright 5). Turnovers: WSU 14 (Woods 5); LSU 11 (Dupree 7). Blocks: WSU 1 (Bachmann); LSU 4 (Bridgewater, Dupree, Hudson, Williams). Steals: WSU 4 (Barton, Woods 2); LSU 7 (Bright, Dupree 2). Attendance: 150.

Game 4, LSU 64, Hawaii-Hilo 62

November 24, at Hilo, Hawaii

| LSU | FG | 3FG | FT | REB | PTS. |
|---------------|--------------|-------------|--------------|-----------|-----------|
| Bright * | 3-6 | 1-3 | 0-0 | 3 | 7 |
| Dupree * | 8-18 | 1-1 | 0-0 | 12 | 17 |
| Williams * | 1-4 | 0-1 | 2-2 | 8 | 4 |
| Davis * | 0-0 | 0-0 | 0-0 | 0 | 0 |
| Bridgewater * | 1-3 | 0-0 | 2-2 | 3 | 4 |
| Thompson | 1-2 | 1-2 | 2-2 | 0 | 5 |
| Temple III | 4-17 | 2-8 | 1-2 | 9 | 11 |
| Hudson | 6-10 | 1-2 | 3-4 | 1 | 16 |
| Wilson | 0-0 | 0-0 | 0-0 | 1 | 0 |
| Team | | | | | |
| Totals | 24-60 | 6-17 | 10-12 | 39 | 64 |

| Hawaii-Hilo | FG | 3FG | FT | REB | PTS. |
|---------------|--------------|-------------|--------------|-----------|-----------|
| LaQua * | 5-12 | 3-7 | 2-2 | 5 | 15 |
| Prather * | 6-10 | 2-6 | 4-5 | 5 | 18 |
| Mgbeke * | 2-6 | 0-1 | 0-0 | 3 | 4 |
| Read * | 1-1 | 0-0 | 1-4 | 6 | 3 |
| Bartholomew * | 4-10 | 0-1 | 1-5 | 4 | 9 |
| Hyde | 3-6 | 2-4 | 3-5 | 1 | 11 |
| Hogue | 1-2 | 0-0 | 0-0 | 3 | 2 |
| Keim | 0-1 | 0-0 | 0-0 | 2 | 0 |
| Team | | | | | |
| Totals | 22-48 | 7-19 | 11-21 | 32 | 62 |

Halftime: UHH 29; LSU 27. Total FG Pct: LSU 40.0; UHH 45.8. 3Pt FG Pct: LSU 35.3; UHH 36.8. FT Pct: LSU 83.3; UHH 52.4. Assists: LSU 15 (Bright, Williams 4); UHH 11 (Prather 3). Turnovers: LSU 15 (Williams 6); UHH 16 (Prather 6). Blocks: LSU 2 (Dupree, Williams); UHH 1 (LaQua). Steals: LSU 8 (Bright, Dupree, Williams 2); UHH 5 (Hyde, Prather 2). Attendance: 561.

Game 5, LSU 84, Mercer 54

November 25, at Hilo, Hawaii

| Mercer | FG | 3FG | FT | REB | PTS. |
|---------------|--------------|-------------|--------------|-----------|-----------|
| West * | 0-1 | 0-1 | 0-0 | 1 | 0 |
| Baker * | 1-8 | 1-3 | 0-0 | 2 | 3 |
| Muhammad * | 7-10 | 2-4 | 0-0 | 6 | 16 |
| Emerson * | 3-8 | 0-1 | 6-6 | 5 | 12 |
| Howard * | 0-3 | 0-0 | 0-0 | 2 | 0 |
| January | 3-7 | 2-4 | 1-2 | 1 | 9 |
| Arthur | 0-1 | 0-1 | 0-0 | 1 | 0 |
| McCurry | 0-2 | 0-1 | 2-2 | 1 | 2 |
| Hansen | 0-4 | 0-0 | 4-5 | 5 | 4 |
| Walker | 3-7 | 2-3 | 0-2 | 3 | 8 |
| Team | | | | | |
| Totals | 17-51 | 7-18 | 13-17 | 27 | 54 |

| LSU | FG | 3FG | FT | REB | PTS. |
|---------------|--------------|--------------|--------------|-----------|-----------|
| Bright * | 6-12 | 5-9 | 1-2 | 9 | 18 |
| Dupree * | 7-14 | 1-2 | 2-4 | 7 | 17 |
| Williams * | 2-4 | 0-1 | 0-0 | 5 | 4 |
| Temple III * | 7-15 | 3-7 | 5-5 | 7 | 22 |
| Bridgewater * | 3-8 | 0-0 | 0-1 | 3 | 6 |
| Thompson | 1-1 | 1-1 | 2-2 | 1 | 5 |
| Bozek | 0-0 | 0-0 | 0-0 | 0 | 0 |
| Whipple | 0-0 | 0-0 | 0-0 | 0 | 0 |
| Hudson | 0-3 | 0-2 | 2-2 | 0 | 2 |
| Davis | 4-4 | 0-0 | 0-0 | 3 | 8 |
| Wilson | 1-4 | 0-0 | 0-0 | 6 | 2 |
| Team | | | | | |
| Totals | 31-65 | 10-22 | 12-16 | 45 | 84 |

Halftime: LSU 40; MU 25. Total FG Pct: MU 33.3; LSU 47.7. 3Pt FG Pct: MU 38.9; LSU 45.5. FT Pct: MU 76.5; LSU 75.0. Assists: MU 3 (Hansen 2); LSU 22 (Bright 10). Turnovers: MU 14 (Walker 3); LSU 9 (Hudson 3). Blocks: MU 1 (Hansen); LSU 1 (Dupree). Steals: MU 5 (McCurry 2); LSU 6 (Williams 2).

Game 6, LSU 83, Towson 46

November 28, at Baton Rouge, La.

| Towson | FG | 3FG | FT | REB | PTS. |
|----------|------|-----|-----|-----|------|
| Blanks * | 2-6 | 0-0 | 0-0 | 4 | 4 |
| Sutton * | 4-9 | 1-2 | 1-8 | 7 | 10 |
| Shin * | 3-11 | 0-0 | 0-0 | 5 | 6 |
| Reaves * | 2-7 | 0-2 | 0-0 | 2 | 4 |
| Dodson * | 4-11 | 1-5 | 0-0 | 2 | 9 |
| Allen | 1-3 | 1-3 | 0-0 | 1 | 3 |
| Goodman | 1-2 | 0-0 | 0-0 | 0 | 2 |
| Dixon | 0-0 | 0-0 | 0-0 | 0 | 0 |
| Augustus | 3-5 | | | | |

Box Scores

(Wilson 4); LSU 14 (Bright 4). Blocks: NSU 2 (Fischer); LSU 5 (Dupree 2). Steals: NSU 9 (Byars-Dawson, Duplessis, McRae 2); LSU 13 (Williams 4). Attendance: 7,884.

Game 8, LSU 83, Louisiana-Lafayette 65

December 4, at Baton Rouge, La.

| La.-Lafayette | FG | 3FG | FT | REB | PTS. |
|---------------|--------------|-------------|--------------|-----------|-----------|
| Robins * | 0-4 | 0-0 | 3-4 | 2 | 3 |
| Johnson * | 7-15 | 3-5 | 2-4 | 9 | 19 |
| Southall * | 5-12 | 0-0 | 1-2 | 5 | 11 |
| Boyd * | 1-10 | 1-8 | 0-0 | 4 | 3 |
| Lawrence * | 2-10 | 0-2 | 2-3 | 4 | 6 |
| Landry | 3-8 | 1-4 | 2-2 | 2 | 9 |
| Bridges | 3-10 | 0-3 | 4-7 | 7 | 10 |
| Jupiter | 2-5 | 0-2 | 0-0 | 1 | 4 |
| Team | | | | 2 | |
| Totals | 23-74 | 5-24 | 14-22 | 36 | 65 |

| LSU | FG | 3FG | FT | REB | PTS. |
|---------------|--------------|-------------|--------------|-----------|-----------|
| Dupree * | 8-11 | 2-3 | 11-14 | 10 | 29 |
| Williams * | 3-6 | 0-0 | 0-0 | 9 | 6 |
| Bridgewater * | 1-3 | 0-0 | 0-0 | 2 | 2 |
| Bright * | 4-8 | 3-5 | 3-4 | 2 | 14 |
| Temple III * | 6-16 | 1-5 | 7-8 | 11 | 20 |
| Thompson | 0-0 | 0-0 | 0-0 | 1 | 0 |
| Hudson | 0-2 | 0-1 | 0-0 | 2 | 0 |
| Davis | 5-7 | 0-0 | 1-2 | 4 | 11 |
| Wilson | 0-0 | 0-0 | 1-2 | 2 | 1 |
| Team | | | | 5 | |
| Totals | 27-53 | 6-14 | 23-30 | 48 | 83 |

Halftime: LSU 45; ULL 27. Total FG Pct: ULL 31.1; LSU 50.9. 3Pt FG Pct: ULL 20.8; LSU 42.9. FT Pct: ULL 63.6; LSU 76.7. Assists: ULL 12 (Boyd, Bridges, Southall 3); LSU 22 (Dupree, Williams 6). Turnovers: ULL 11 (Boyd, Bridges, Lawrence, Johnson, Southall 2); LSU 23 (Bright 5). Blocks: ULL 2 (Southall); LSU 5 (Dupree 3). Steals: ULL 12 (Bridges 4); LSU 6 (Dupree 6). Attendance: 11,162.

Game 9, LSU 80, McNeese State 57

December 15, at Baton Rouge, La.

| McNeese | FG | 3FG | FT | REB | PTS. |
|---------------|--------------|-------------|-------------|-----------|-----------|
| Perkins * | 4-15 | 0-2 | 1-2 | 2 | 9 |
| Gentry * | 2-5 | 0-0 | 0-0 | 4 | 4 |
| Brewer * | 2-4 | 0-0 | 1-2 | 9 | 5 |
| Coleman * | 8-18 | 4-12 | 1-4 | 2 | 21 |
| Bryant * | 0-2 | 0-1 | 0-0 | 1 | 0 |
| Lewis | 0-3 | 0-1 | 0-0 | 0 | 0 |
| Jackson | 0-0 | 0-0 | 0-0 | 1 | 0 |
| Johnson | 0-6 | 0-1 | 2-2 | 3 | 2 |
| Garrett | 6-12 | 4-10 | 0-1 | 1 | 16 |
| Khorokorin | 0-0 | 0-0 | 0-0 | 1 | 0 |
| Team | | | | 4 | |
| Totals | 22-65 | 8-27 | 5-11 | 28 | 57 |

| LSU | FG | 3FG | FT | REB | PTS. |
|---------------|--------------|-------------|--------------|-----------|-----------|
| Dupree * | 8-13 | 4-6 | 5-6 | 7 | 25 |
| Williams * | 2-5 | 0-0 | 3-4 | 8 | 7 |
| Wilson * | 4-6 | 0-0 | 1-2 | 4 | 9 |
| Bright * | 6-9 | 1-3 | 1-1 | 1 | 14 |
| Temple III * | 1-2 | 0-0 | 2-2 | 4 | 4 |
| Thompson | 0-1 | 0-0 | 1-2 | 4 | 1 |
| Bozek | 0-1 | 0-1 | 0-0 | 1 | 0 |
| Whipple | 0-1 | 0-0 | 0-0 | 1 | 0 |
| Hudson | 4-5 | 1-1 | 4-4 | 3 | 13 |
| Davis | 2-2 | 0-0 | 1-2 | 1 | 5 |
| Bridgewater | 0-2 | 0-0 | 2-2 | 1 | 2 |
| Team | | | | 4 | |
| Totals | 27-47 | 6-11 | 20-25 | 39 | 80 |

Halftime: LSU 33; MSU 20. Total FG Pct: MSU 33.8; LSU 57.4. 3Pt FG Pct: MSU 29.6; LSU 54.5. FT Pct: MSU 45.5; LSU 80.0. Assists: MSU 12 (Bryant, Lewis 5); LSU 13 (Bright, Dupree 3). Turnovers: MSU 20 (Gentry 4); LSU 23 (Dupree 7). Blocks: MSU 2 (Garrett, Johnson); LSU 1 (Bright). Steals: MSU 14 (Johnson 3); LSU 16 (Hudson, Williams 4). Attendance: 8,215.

Game 10, New Orleans 60, LSU 59

December 18, at New Orleans, La.

| LSU | FG | 3FG | FT | REB | PTS. |
|---------------|--------------|-------------|--------------|-----------|-----------|
| Bright * | 0-7 | 0-5 | 6-6 | 3 | 6 |
| Dupree * | 5-18 | 2-6 | 1-2 | 4 | 13 |
| Williams * | 2-3 | 0-0 | 2-2 | 2 | 6 |
| Hudson * | 5-9 | 4-5 | 2-2 | 6 | 16 |
| Bridgewater * | 5-7 | 0-0 | 1-2 | 5 | 11 |
| Thompson | 2-4 | 1-2 | 0-0 | 0 | 5 |
| Davis | 0-1 | 0-0 | 0-0 | 0 | 0 |
| Wilson | 0-0 | 0-0 | 2-4 | 3 | 2 |
| Team | | | | 3 | |
| Totals | 19-49 | 7-18 | 14-18 | 26 | 59 |

| New Orleans | FG | 3FG | FT | REB | PTS. |
|---------------|--------------|-------------|--------------|-----------|-----------|
| Brown * | 6-7 | 0-1 | 1-2 | 3 | 13 |
| Romero * | 6-10 | 0-0 | 5-8 | 9 | 17 |
| Lisaukas * | 2-5 | 0-0 | 3-7 | 5 | 7 |
| Meredith * | 2-6 | 1-3 | 1-2 | 1 | 6 |
| Buggs * | 1-3 | 0-2 | 0-0 | 1 | 2 |
| Wilson | 3-6 | 3-6 | 0-0 | 2 | 9 |
| Mann | 0-1 | 0-0 | 0-0 | 1 | 0 |
| Martin | 1-2 | 0-0 | 0-0 | 0 | 2 |
| Sukhotin | 1-3 | 0-0 | 2-2 | 4 | 4 |
| Team | | | | 6 | |
| Totals | 22-43 | 4-12 | 12-21 | 32 | 60 |

Halftime: UNO 34; LSU 28. Total FG Pct: LSU 38.8; UNO 51.2. 3Pt FG Pct: LSU 38.9; UNO 33.3. FT Pct: LSU 77.8; UNO 57.1. Assists: LSU 9 (Bright, Hudson, Thompson, Williams 2); UNO 15 (Wilson 4). Turnovers: LSU 14 (Bright 4); UNO 18 (Romero 7). Blocks: LSU 2 (Bridgewater, Dupree); UNO 4 (Sukhotin 2). Steals: LSU 4 (Bridgewater, Bright, Dupree, Hudson); UNO 7 (Brown 2). Attendance: 4,042.

Game 11, LSU 73, Houston 69

December 20, at Baton Rouge, La.

| Houston | FG | 3FG | FT | REB | PTS. |
|---------------|--------------|------------|--------------|-----------|-----------|
| Truscott * | 5-11 | 0-0 | 6-9 | 13 | 16 |
| Williams * | 10-14 | 1-2 | 1-1 | 9 | 22 |
| Okafor * | 5-10 | 0-0 | 0-1 | 1 | 10 |
| Smith * | 2-5 | 0-1 | 2-2 | 2 | 6 |
| Gaines * | 3-8 | 2-5 | 0-0 | 5 | 8 |
| Oliver | 3-5 | 0-1 | 1-1 | 3 | 7 |
| McGuire | 0-2 | 0-0 | 0-0 | 0 | 0 |
| Shelton | 0-0 | 0-0 | 0-0 | 0 | 0 |
| Team | | | | 1 | |
| Totals | 28-55 | 3-9 | 10-14 | 34 | 69 |

| LSU | FG | 3FG | FT | REB | PTS. |
|---------------|--------------|-------------|-------------|-----------|-----------|
| Dupree * | 3-7 | 0-2 | 1-3 | 5 | 7 |
| Williams * | 3-6 | 0-1 | 1-2 | 3 | 7 |
| Bridgewater * | 8-11 | 0-0 | 0-0 | 4 | 16 |
| Bright * | 7-12 | 3-6 | 2-3 | 4 | 19 |
| Temple III * | 7-15 | 4-10 | 4-5 | 3 | 22 |
| Whipple | 0-2 | 0-1 | 0-0 | 0 | 0 |
| Hudson | 0-3 | 0-3 | 0-0 | 0 | 0 |
| Davis | 1-2 | 0-0 | 0-0 | 2 | 2 |
| Wilson | 0-0 | 0-0 | 0-0 | 1 | 0 |
| Team | | | | 2 | |
| Totals | 29-58 | 7-23 | 8-13 | 24 | 73 |

Halftime: LSU 39; UH 37. Total FG Pct: UH 50.9; LSU 50.0. 3Pt FG Pct: UH 33.3; LSU 30.4. FT Pct: UH 71.4; LSU 61.5. Assists: UH 11 (Gaines, Truscott 3); LSU 18 (Dupree 6). Turnovers: UH 18 (Gaines 6); LSU 12 (Bright 5). Blocks: UH 5 (Okafor, Williams 2); LSU 4 (Bridgewater 2). Steals: UH 5 (Gaines 2); LSU 13 (Bright 4). Attendance: 7,007.

Game 12, Miami 68, LSU 61

December 27, at New Orleans, La.

| Miami | FG | 3FG | FT | REB | PTS. |
|---------------|--------------|-------------|--------------|-----------|-----------|
| Rice * | 3-10 | 0-4 | 2-2 | 2-0 | 8 |
| Jones * | 5-11 | 3-6 | 1-2 | 7 | 14 |
| Tyler * | 3-7 | 0-0 | 2-2 | 7 | 8 |
| Barnes * | 4-7 | 3-5 | 2-2 | 1 | 13 |
| Salmons * | 8-11 | 2-2 | 1-2 | 3 | 19 |
| Simmons | 2-3 | 0-1 | 0-0 | 2 | 4 |
| Watson | 0-0 | 0-0 | 0-0 | 0 | 0 |
| Berumen | 0-2 | 0-0 | 0-0 | 1 | 0 |
| Coelho | 0-0 | 0-0 | 2-0 | 0 | 2 |
| Djahue | 0-0 | 0-0 | 0-0 | 0 | 0 |
| Team | | | | 2 | |
| Totals | 25-51 | 8-18 | 10-12 | 25 | 68 |

| LSU | FG | 3FG | FT | REB | PTS. |
|---------------|--------------|-------------|-------------|-----------|-----------|
| Dupree * | 8-15 | 1-3 | 1-2 | 8 | 18 |
| Williams * | 4-5 | 0-0 | 5-7 | 3 | 13 |
| Bridgewater * | 4-7 | 0-0 | 0-0 | 5 | 8 |
| Bright * | 4-11 | 3-8 | 0-0 | 5 | 11 |
| Temple III * | 2-13 | 0-5 | 1-1 | 6 | 5 |
| Whipple | 0-1 | 0-1 | 0-0 | 1 | 0 |
| Hudson | 1-3 | 0-1 | 1-2 | 2 | 3 |
| Davis | 1-2 | 0-0 | 0-0 | 1 | 2 |
| Wilson | 0-0 | 0-0 | 1-2 | 0 | 1 |
| Team | | | | 7 | |
| Totals | 24-57 | 4-18 | 9-14 | 38 | 61 |

Halftime: UM 42; LSU 34. Total FG Pct: UM 49.0; LSU 42.1. 3Pt FG Pct: UM 44.4; LSU 22.2. FT Pct: UM 83.3; LSU 64.3. Assists: UM 15 (Salmons 5); LSU 9 (Bright 5). Turnovers: UM 16 (Salmons 5); LSU 21 (Bright 9). Blocks: UM 8 (Jones, Tyler 4); LSU 3 (Bridgewater, Davis, Williams). Steals: UM 16 (Salmons, Simmons, Tyler 3); LSU 9 (Bright, Dupree 2). Attendance: 8,023.

Game 13, LSU 71, Nicholls State 35

December 30, at Baton Rouge, La.

| Nicholls St. | FG | 3FG | FT | REB | PTS. |
|---------------|--------------|-------------|------------|-----------|-----------|
| Lennon * | 3-9 | 3-3 | 0-2 | 6 | 9 |
| Jones * | 1-3 | 0-0 | 0-0 | 0 | 2 |
| Williams * | 3-7 | 0-0 | 0-0 | 7 | 6 |
| Price * | 5-13 | 0-4 | 0-0 | 1 | 10 |
| Porter * | 3-12 | 0-3 | 0-0 | 3 | 6 |
| Ray | 0-1 | 0-1 | 0-0 | 1 | 0 |
| Beaudean | 0-2 | 0-2 | 0-0 | 0 | 0 |
| O'Quin | 0-2 | 0-0 | 0-0 | 1 | 0 |
| Jones | 0-2 | 0-1 | 0-0 | 0 | 0 |
| Lewis | 0-1 | 0-0 | 0-0 | 2 | 0 |
| Geason | 1-4 | 0-0 | 0-0 | 5 | 2 |
| Team | | | | 1 | |
| Totals | 16-56 | 3-14 | 0-2 | 27 | 35 |

| LSU | FG | 3FG | FT | REB | PTS. |
|---------------|--------------|-------------|-------------|-----------|-----------|
| Dupree * | 3-14 | 0-3 | 0-2 | 16 | 6 |
| Williams * | 5-7 | 0-0 | 0-1 | 1 | 10 |
| Bridgewater * | 3-5 | 0-0 | 1-2 | 10 | 7 |
| Bright * | 8-10 | 4-5 | 2-2 | 4 | 22 |
| Hudson * | 5-9 | 1-3 | 3-6 | 5 | 14 |
| Young | 3-5 | 1-3 | 1-2 | 1 | 8 |
| Bozek | 0-1 | 0-1 | 0-0 | 0 | 0 |
| Whipple | 0-0 | 0-0 | 0-0 | 0 | 0 |
| Davis | 1-5 | 0-0 | 2-2 | 6 | 4 |
| Wilson | 0-0 | 0-0 | 0-0 | 0 | 0 |
| Team | | | | 1 | |
| Totals | 29-56 | 6-15 | 9-17 | 44 | 71 |

Halftime: NSU 25; LSU 22. Total FG Pct: NSU 28.6; LSU 50.0. 3Pt FG Pct: NSU 21.4; LSU 40.0. FT Pct: NSU 00.0; LSU 52.9. Assists: NSU 10 (Price 4); LSU 18 (Bright 6). Turnovers: NSU 16 (Porter 4); LSU 13 (Bridgewater 5). Blocks: NSU 1 (Geason); LSU 4 (Davis 2). Steals: NSU 9 (Price 3); LSU 12 (Dupree, Hudson 4). Attendance: 7,132-paid.

Game 14, Alabama 76, LSU 74

January 5, at Tuscaloosa, Ala.

| LSU | FG | 3FG | FT | REB | PTS. |
|---------------|--------------|-------------|--------------|-----------|-----------|
| Dupree * | 9-19 | 1-4 | 1-2 | 10 | 20 |
| Williams * | 0-1 | 0-0 | 2-2 | 5 | 2 |
| Bridgewater * | 1-2 | 0-0 | 0-0 | 1 | 2 |
| Bright * | 4-6 | 2-4 | 4-6 | 1 | 14 |
| Temple III * | 7-11 | 2-4 | 2-2 | 2 | 18 |
| Thompson | 0-2 | 0-2 | 2-2 | 0 | 2 |
| Hudson | 6-7 | 4-4 | 0-0 | 3 | 16 |
| Davis | 0-3 | 0-0 | 0-0 | 4 | 0 |
| Wilson | 0-0 | 0-0 | 0-1 | 0 | 0 |
| Team | | | | 2 | |
| Totals | 27-51 | 9-18 | 11-15 | 28 | 74 |

| Alabama | FG | 3FG | FT | REB | PTS. |
|------------|------|-----|-------|-----|------|
| Grizzard * | 4-11 | 1-6 | 10-12 | 3 | 19 |
| Dudley * | 6-11 | 0-0 | 3-7 | 11 | 15 |
| Walker * | 2-6 | 0 | | | |

Game 17, LSU 75, Auburn 58
January 19, at Baton Rouge, La.

| Auburn | FG | 3FG | FT | REB | PTS. |
|---------------|--------------|-------------|--------------|-----------|-----------|
| Robinson * | 3-6 | 2-4 | 2-2 | 5 | 10 |
| Davis * | 3-8 | 0-0 | 4-7 | 8 | 10 |
| Daniels * | 1-5 | 0-1 | 3-4 | 1 | 5 |
| Bird * | 1-4 | 0-1 | 2-5 | 1 | 4 |
| Harrington * | 4-15 | 1-6 | 5-7 | 6 | 14 |
| Diame | 2-6 | 0-0 | 0-0 | 2 | 4 |
| Killingsworth | 2-2 | 0-0 | 2-4 | 2 | 6 |
| Mitchell | 0-2 | 0-0 | 0-0 | 4 | 0 |
| Glass | 2-8 | 1-5 | 0-0 | 2 | 5 |
| Team | | | | 7 | |
| Totals | 18-56 | 4-17 | 18-29 | 38 | 58 |

| LSU | FG | 3FG | FT | REB | PTS. |
|---------------|--------------|------------|--------------|-----------|-----------|
| Dupree * | 10-19 | 0-2 | 5-9 | 8 | 25 |
| Williams * | 1-3 | 0-0 | 2-2 | 6 | 4 |
| Bridgewater * | 5-7 | 0-0 | 3-6 | 7 | 13 |
| Bright * | 4-12 | 2-3 | 6-7 | 5 | 16 |
| Temple III * | 2-77 | 0-2 | 5-7 | 10 | 9 |
| Young | 0-0 | 0-0 | 0-1 | 0 | 0 |
| Thompson | 0-0 | 0-0 | 0-0 | 0 | 0 |
| Hudson | 2-4 | 0-1 | 0-0 | 1 | 4 |
| Davis | 2-5 | 0-0 | 0-0 | 3 | 4 |
| Team | | | | 4 | |
| Totals | 26-57 | 2-8 | 21-32 | 44 | 75 |

Halftime: LSU 36; Auburn 28. Total FG Pct: LSU 45.6; Auburn 45.6. 3Pt FG Pct: AU 23.5; LSU 25.0. FT Pct: AU 62.1; LSU 65.6. Assists: AU 5 (Glass, Harrington 2); LSU 13 (Temple III 6). Turnovers: AU 22 (Daniels, Robinson 5); LSU 16 (Bright 6). Blocks: AU 7 (Davis 4); LSU 2 (Dupree, Hudson). Steals: AU 8 (Daniels, Diame 2); LSU 6 (Bright 3). Attendance: 8,689.

Game 18, Ole Miss 70, LSU 55
January 23, at Oxford, Miss.

| LSU | FG | 3FG | FT | REB | PTS. |
|---------------|--------------|-------------|-------------|-----------|-----------|
| Bright * | 3-7 | 2-4 | 0-1 | 3 | 8 |
| Dupree * | 4-10 | 2-3 | 4-7 | 2 | 14 |
| Williams * | 2-3 | 0-0 | 2-2 | 5 | 6 |
| Hudson * | 3-8 | 1-2 | 1-4 | 5 | 8 |
| Bridgewater * | 5-8 | 0-0 | 0-2 | 5 | 10 |
| Young | 0-1 | 0-0 | 0-0 | 0 | 0 |
| Thompson | 0-0 | 0-0 | 0-0 | 0 | 0 |
| Whipple | 1-3 | 0-1 | 1-2 | 2 | 3 |
| Davis | 1-4 | 0-0 | 0-0 | 1 | 2 |
| Wilson | 2-3 | 0-0 | 0-0 | 5 | 4 |
| Team | | | | 4 | |
| Totals | 21-47 | 5-10 | 8-18 | 32 | 55 |

| Ole Miss | FG | 3FG | FT | REB | PTS. |
|---------------|--------------|-------------|--------------|-----------|-----------|
| Harper * | 6-12 | 3-7 | 1-1 | 7 | 16 |
| Harrison * | 2-6 | 1-5 | 2-2 | 3 | 7 |
| Sanders * | 4-7 | 0-0 | 3-4 | 3 | 11 |
| Allen * | 3-6 | 0-0 | 1-3 | 4 | 7 |
| Kirklind * | 0-1 | 0-0 | 0-0 | 2 | 0 |
| Fox | 1-1 | 1-1 | 0-0 | 0 | 3 |
| Shutt | 0-0 | 0-0 | 0-0 | 0 | 0 |
| Johnson | 0-0 | 0-0 | 0-0 | 0 | 0 |
| Nunnery | 0-1 | 0-0 | 0-0 | 0 | 0 |
| Reed | 8-14 | 0-0 | 2-2 | 2 | 18 |
| Wade | 2-6 | 0-2 | 2-2 | 6 | 6 |
| Rhodes | 1-1 | 0-0 | 0-0 | 1 | 2 |
| Team | | | | 3 | |
| Totals | 27-55 | 5-15 | 11-14 | 31 | 70 |

Halftime: UM 30; LSU 21. Total FG Pct: LSU 44.7; UM 49.1. 3Pt FG Pct: LSU 50.0; UM 33.3. FT Pct: LSU 44.4; UM 78.6. Assists: LSU 10 (Dupree 3); UM 18 (Sanders 7). Turnovers: LSU 18 (Bright 5); UM 13 (Harper, Reed, Wade 3). Blocks: LSU 3 (Bridgewater, Bright, Hudson); UM 1 (Sanders). Steals: LSU 5 (Williams 3); UM 11 (Harper 6). Attendance: 8,184.

Game 19, Mississippi State 84, LSU 61
January 26, at Starkville, Miss.

| LSU | FG | 3FG | FT | REB | PTS. |
|---------------|--------------|--------------|-------------|-----------|-----------|
| Dupree * | 7-13 | 4-6 | 0-0 | 9 | 18 |
| Williams * | 1-3 | 0-0 | 4-4 | 1 | 6 |
| Bridgewater * | 4-7 | 0-0 | 0-2 | 0 | 8 |
| Bright * | 7-17 | 5-12 | 2-2 | 1 | 21 |
| Temple III * | 1-6 | 0-5 | 0-0 | 6 | 2 |
| Young | 1-4 | 0-1 | 0-0 | 0 | 2 |
| Thompson | 0-2 | 0-2 | 0-0 | 0 | 0 |
| Whipple | 0-1 | 0-1 | 0-0 | 0 | 0 |
| Hudson | 1-3 | 1-3 | 1-2 | 2 | 4 |
| Wilson | 0-0 | 0-0 | 0-0 | 1 | 0 |
| Team | | | | 4 | |
| Totals | 22-56 | 10-30 | 7-10 | 24 | 61 |

| Mississippi St. | FG | 3FG | FT | REB | PTS. |
|-----------------|--------------|-------------|--------------|-----------|-----------|
| Gholar * | 2-3 | 1-2 | 3-4 | 5 | 8 |
| Ignerski * | 5-7 | 2-2 | 0-1 | 2 | 12 |
| Austin * | 5-7 | 0-0 | 2-6 | 6 | 12 |
| Zimmerman * | 2-4 | 0-1 | 1-2 | 3 | 5 |
| Patterson * | 5-12 | 0-3 | 2-4 | 3 | 12 |
| Goffer | 1-1 | 0-0 | 0-0 | 0 | 2 |
| Campbell | 0-2 | 0-0 | 0-1 | 1 | 0 |
| Gardner | 1-1 | 0-0 | 0-0 | 3 | 2 |
| Bowers | 2-4 | 1-2 | 1-2 | 2 | 6 |
| Stidham | 0-0 | 0-0 | 0-0 | 0 | 0 |
| Frazier | 0-0 | 0-0 | 0-0 | 0 | 0 |
| Harper | 6-7 | 4-4 | 0-2 | 5 | 16 |
| Car | 1-1 | 1-1 | 0-0 | 0 | 3 |
| Smith | 2-2 | 0-0 | 2-2 | 2 | 6 |
| Team | | | | 6 | |
| Totals | 32-51 | 9-15 | 11-24 | 38 | 84 |

Halftime: MSU 38; LSU 32. Total FG Pct: LSU 39.3; MSU 62.7. 3Pt FG Pct: LSU 33.3; MSU 60.0. FT Pct: LSU 70.0; MSU 45.8. Assists: LSU 7 (Temple III, Williams 2); MSU 17 (Gholar 5). Turnovers: LSU 17 (Dupree 4); MSU 17 (Gholar 4). Blocks: LSU 0; MSU 3 (Austin, Bowers, Gholar). Steals: LSU 9 (Williams 5); MSU 8 (Harper, Patterson 2). Attendance: 8,052.

Game 20, Tennessee 61, LSU 58
January 30, at Baton Rouge, La.

| Tennessee | FG | 3FG | FT | REB | PTS. |
|---------------|--------------|-------------|--------------|-----------|-----------|
| Yarbrough * | 8-18 | 5-10 | 3-3 | 9 | 24 |
| Haislip * | 2-8 | 0-0 | 1-1 | 2 | 5 |
| Crump * | 3-6 | 0-0 | 1-5 | 4 | 7 |
| Grindstaff * | 3-6 | 0-1 | 2-2 | 2 | 8 |
| Higgins * | 3-6 | 3-6 | 1-2 | 4 | 10 |
| Holden | 2-4 | 1-2 | 2-4 | 1 | 7 |
| Stribling | 0-1 | 0-0 | 0-0 | 0 | 0 |
| Baker | 0-0 | 0-0 | 0-1 | 1 | 0 |
| Team | | | | 5 | |
| Totals | 21-49 | 9-19 | 10-18 | 28 | 61 |

| LSU | FG | 3FG | FT | REB | PTS. |
|---------------|--------------|-------------|-------------|-----------|-----------|
| Dupree * | 6-13 | 1-4 | 4-6 | 10 | 17 |
| Williams * | 0-0 | 0-0 | 0-0 | 1 | 0 |
| Bridgewater * | 0-2 | 0-0 | 4-4 | 6 | 4 |
| Bright * | 4-11 | 3-8 | 0-2 | 8 | 11 |
| Temple III * | 5-12 | 1-5 | 1-2 | 3 | 12 |
| Thompson | 0-0 | 0-0 | 0-0 | 0 | 0 |
| Hudson | 3-9 | 2-5 | 0-0 | 6 | 8 |
| Davis | 3-5 | 0-0 | 0-0 | 2 | 6 |
| Team | | | | 0 | |
| Totals | 21-52 | 7-22 | 9-14 | 36 | 58 |

Halftime: UT 35; LSU 28. Total FG Pct: UT 42.9; LSU 40.4. 3Pt FG Pct: UT 47.4; LSU 31.8. FT Pct: UT 55.6; LSU 64.3. Assists: UT 15 (Higgins 6); LSU 15 (Bright 7). Turnovers: UT 10 (Grindstaff 4); LSU 12 (Bright, Temple III 3). Blocks: UT 3 (Yarbrough 2); LSU 3 (Bridgewater, Dupree, Temple III). Steals: UT 5 (Grindstaff 2); LSU 6 (Bridgewater, Hudson, Temple III 2). Attendance: 8,789-paid.

Game 21, Alabama 57, LSU 48
February 2, at Baton Rouge, La.

| Alabama | FG | 3FG | FT | REB | PTS. |
|---------------|--------------|-------------|--------------|-----------|-----------|
| Dudley * | 6-9 | 0-0 | 0-0 | 16 | 12 |
| Walker * | 2-7 | 0-0 | 9-12 | 5 | 13 |
| Meade * | 3-7 | 0-3 | 2-2 | 3 | 8 |
| Grizzard * | 4-11 | 1-6 | 0-1 | 6 | 9 |
| Williams * | 2-8 | 0-3 | 2-2 | 5 | 6 |
| Shelton | 0-1 | 0-1 | 0-0 | 0 | 0 |
| Smith | 1-3 | 1-2 | 0-0 | 5 | 3 |
| Pettway | 0-4 | 0-2 | 6-6 | 4 | 6 |
| Team | | | | 3 | |
| Totals | 18-50 | 2-17 | 19-23 | 47 | 57 |

| LSU | FG | 3FG | FT | REB | PTS. |
|---------------|--------------|-------------|-------------|-----------|-----------|
| Dupree * | 7-19 | 0-5 | 5-9 | 14 | 19 |
| Williams * | 0-1 | 0-0 | 0-0 | 3 | 0 |
| Bridgewater * | 3-8 | 0-0 | 0-2 | 0 | 6 |
| Bright * | 2-3 | 1-1 | 1-3 | 1 | 6 |
| Temple III * | 4-12 | 2-6 | 2-3 | 7 | 12 |
| Thompson | 0-0 | 0-0 | 1-2 | 1 | 1 |
| Whipple | 0-0 | 0-0 | 0-0 | 0 | 0 |
| Hudson | 1-7 | 0-4 | 0-1 | 1 | 2 |
| Davis | 1-3 | 0-0 | 0-0 | 1 | 2 |
| Team | | | | 1 | |
| Totals | 18-53 | 3-16 | 9-20 | 29 | 48 |

Halftime Score: UA 29; LSU 19. Total FG Pct: UA 36.0; LSU 34.0. 3Pt FG Pct: UA 11.8; LSU 18.8. FT Pct: UA 82.6; LSU 45.0. Assists: UA 5 (Williams 3); LSU 6 (Bright 3). Turnovers: UA 17 (Dudley 6); LSU 11 (Bright 3). Blocks: UA 1 (Williams); LSU 1 (Dupree). Steals: UA 6 (Dudley 3); LSU 12 (Bright, Dupree, Hudson, Thompson, Williams 2). Attendance: 8,900.

Game 22, Vanderbilt 68, LSU 63
February 6, at Nashville, Tenn.

| LSU | FG | 3FG | FT | REB | PTS. |
|---------------|--------------|-------------|-------------|-----------|-----------|
| Dupree * | 5-9 | 1-3 | 2-3 | 11 | 13 |
| Davis * | 6-7 | 0-0 | 0-0 | 1 | 12 |
| Bright * | 5-11 | 2-4 | 0-0 | 2 | 12 |
| Temple III * | 2-7 | 2-6 | 0-0 | 5 | 6 |
| Hudson | 3-9 | 0-2 | 0-3 | 8 | 6 |
| Young | 0-0 | 0-0 | 0-0 | 0 | 0 |
| Thompson | 0-0 | 0-0 | 0-0 | 3 | 0 |
| Williams | 0-2 | 0-0 | 2-2 | 1 | 2 |
| Bridgewater | 6-8 | 0-0 | 0-3 | 4 | 12 |
| Team | | | | 1 | |
| Totals | 27-53 | 5-15 | 4-11 | 36 | 63 |

| Vanderbilt | FG | 3FG | FT | REB | PTS. |
|---------------|--------------|--------------|-------------|-----------|-----------|
| Thornton * | 3-5 | 0-0 | 0-1 | 2 | 6 |
| Freije * | 3-12 | 1-3 | 0-1 | 6 | 7 |
| Smith * | 1-3 | 0-1 | 1-2 | 5 | 3 |
| Plavich * | 4-7 | 4-6 | 6-6 | 0 | 18 |
| Moore * | 6-11 | 4-5 | 2-3 | 5 | 18 |
| Holwerda | 2-2 | 1-1 | 0-0 | 0 | 5 |
| Howard | 0-2 | 0-2 | 0-0 | 0 | 0 |
| Lakey | 1-1 | 1-1 | 0-0 | 0 | 3 |
| Przybylski | 3-7 | 0-3 | 0-0 | 5 | 6 |
| Handley | 1-1 | 0-0 | 0-1 | 1 | 2 |
| Team | | | | 2 | |
| Totals | 24-51 | 11-22 | 9-13 | 26 | 68 |

Halftime: VU 30; LSU 29. Total FG Pct: LSU 50.9; VU 47.1. 3Pt FG Pct: LSU 33.3; VU 50.0. FT Pct: LSU 36.4; VU 69.2. Assists: LSU 12 (Temple III 4); VU 15 (Freije, Smith, Thornton 3). Turnovers: LSU 16 (Temple III 4); VU 10 (Freije 4). Blocks: LSU 2 (Bridgewater, Temple III); VU 0. Steals: LSU 3 (Thompson 2); VU 5 (Smith 2). Attendance: 9,113.

Game 23, Kentucky 68, LSU 56
February 9, at Baton Rouge, La.

| Kentucky | FG | 3FG | FT | REB | PTS. |
|---------------|--------------|-------------|------------|-----------|-----------|
| Prince * | 7-14 | 4-8 | 0-0 | 5 | 18 |
| Estill * | 3-3 | 0-0 | 2-3 | 4 | 8 |
| Hawkins * | 1-7 | 0-1 | 0-0 | 1 | 2 |
| Fitch * | 4-9 | 2-6 | 1-3 | 8 | 11 |
| Bogans * | 3-11 | 2-6 | 0-0 | 3 | 8 |
| Blevins | 0-1 | 0-1 | 0-0 | 0 | 0 |
| Carrier | 0-0 | 0-0 | 0-0 | 0 | 0 |
| Daniels | 2-3 | 0-0 | 0-0 | 1 | 4 |
| Chiles | 0-1 | 0-0 | 0-0 | 0 | 0 |
| Sears | 0-0 | 0-0 | 0-0 | 0 | 0 |
| Camara | 6-8 | 0-1 | 0-0 | 6 | 12 |
| Hayes | 2-4 | 1-1 | 0-0 | 4 | 5 |
| Team | | | | 2 | |
| Totals | 28-61 | 9-24 | 3-6 | 34 | 68 |

| LSU | FG | 3FG | FT | REB | PTS. |
|---------------|--------------|-------------|--------------|-----------|-----------|
| Dupree * | 10-20 | 0-2 | 2-4 | 13 | 22 |
| Davis * | 1-3 | 0-0 | 4-4 | 3 | 6 |
| Bright * | 5-14 | 4-9 | 3-4 | 3 | 17 |
| Young * | 0-4 | 0-0 | 0-1 | 4 | 0 |
| Hudson * | 0-5 | 0-2 | 0-0 | 4 | 0 |
| Thompson | 0-0 | 0-0 | 0-0 | 0 | 0 |
| Williams | 1-3 | 0-0 | 5-6 | 5 | 7 |
| Whipple | 0-1 | 0-1 | 0-1 | 0 | 0 |
| Wilson | 0-1 | 0-0 | 0-0 | 2 | 0 |
| Bridgewater | 2-6 | 0-0 | 0-0 | 4 | 4 |
| Team | | | | 4 | |
| Totals | 19-57 | 4-14 | 14-20 | 42 | 56 |

Halftime: UK 42; LSU 28. Total FG Pct: UK 45.9; LSU 33.3. 3Pt FG Pct: UK 37.5; LSU 28.6. FT Pct: UK 50.0; LSU 70.0. Assists: UK 18 (Hawkins 9); LSU 7 (Hudson 2). Turnovers: UK 12 (Fitch, Hawkins 4); LSU 15 (Dupree 4). Blocks: UK 7 (Prince 6); LSU 4 (Dupree 2). Steals: UK 8 (Fitch 3); LSU 10 (Williams 6). Attendance: 8,549.

Game 24, LSU 68, Mississippi State 65 (OT)
February 13, at Baton Rouge, La.

| Mississippi St. | FG | 3FG | FT | REB | PTS. |
|-----------------|------|-----|------|-----|------|
| Gholar * | 0-5 | 0-2 | 1-2 | 9 | 1 |
| Ignerski * | 2-4 | 0-1 | 0-0 | 0 | 4 |
| Austin * | 5-13 | 0-0 | 7-12 | 8 | 17 |
| Zimmerman * | 3-8 | 0-1 | 4-9 | 4 | 10 |
| Patterson * | 7-12 | 0-1 | 2-2 | 4 | 16 |
| Gardner | 0-0 | 0-0 | 0-0 | 0 | 0 |
| Bowers | 6-11 | 5-7 | 0-0 | 3 | 17 |
| Harper | 0-0 | 0-0 | 0-0 | 0 | 0 |
| Lincoln | 0-1 | 0-0 | 0-0 | 1 | 0 |

Box Scores

This is LSU
 TIGERS
 COACHES
 REVIEW
 PREVIEW
 RECORDS
 HISTORY
 LSU
 MEDIA

Game 26, South Carolina 66, LSU 53

February 20, at Columbia, S.C.

| LSU | FG | 3FG | FT | REB | PTS. |
|---------------|--------------|-------------|------------|-----------|-----------|
| Dupree * | 3-9 | 0-3 | 0-0 | 8 | 6 |
| Williams * | 4-6 | 1-1 | 0-0 | 4 | 9 |
| Bridgewater * | 3-7 | 0-0 | 0-0 | 7 | 6 |
| Bright * | 6-13 | 2-9 | 1-2 | 3 | 15 |
| Hudson * | 3-11 | 3-7 | 5-6 | 3 | 14 |
| Thompson | 0-0 | 0-0 | 0-0 | 0 | 0 |
| Temple III | 1-1 | 1-1 | 0-0 | 1 | 3 |
| Wilson | 0-0 | 0-0 | 0-0 | 0 | 0 |
| Team | | | | 3 | |
| Totals | 20-47 | 7-21 | 6-8 | 29 | 53 |

| South Carolina | FG | 3FG | FT | REB | PTS. |
|----------------|--------------|-------------|--------------|-----------|-----------|
| Powell * | 0-2 | 0-2 | 1-2 | 4 | 1 |
| Eidson * | 2-8 | 0-3 | 6-7 | 4 | 10 |
| Petravicius * | 1-2 | 0-0 | 0-0 | 2 | 2 |
| Lucas * | 4-10 | 2-6 | 0-0 | 2 | 10 |
| Bradley * | 5-12 | 4-10 | 2-3 | 3 | 16 |
| Warren | 3-4 | 2-2 | 0-0 | 3 | 8 |
| Kirchings | 3-4 | 0-0 | 3-3 | 4 | 9 |
| Howell | 5-7 | 0-0 | 0-0 | 3 | 10 |
| Team | | | | 3 | |
| Totals | 23-49 | 8-23 | 12-15 | 28 | 66 |

Halftime: USC 32; LSU 31. Total FG Pct: LSU 42.6; USC 46.9. 3Pt FG Pct: LSU 33.3; USC 34.8. FT Pct: LSU 75.0; USC 80.0. Assists: LSU 13 (Williams 5); USC 13 (Eidson 6). Turnovers: LSU 17 (Dupree 7); USC 12 (Eidson, Howell 3). Blocks: LSU 1 (Bridgewater); USC 1 (Howell). Steals: LSU 7 (Williams 4); USC 9 (Howell 4). Attendance: 10,418-paid; 8,977-actual.

Game 27, Georgia, 55, LSU 54

February 23, at Baton Rouge, La.

| Georgia | FG | 3FG | FT | REB | PTS. |
|-----------------|--------------|-------------|------------|-----------|-----------|
| Daniels * | 5-10 | 0-0 | 0-0 | 6 | 10 |
| Thomas * | 2-8 | 0-0 | 2-2 | 4 | 6 |
| Wright * | 3-5 | 0-2 | 0-0 | 4 | 6 |
| Williams * | 5-13 | 3-6 | 0-0 | 7 | 13 |
| Hayes, Jarvis * | 6-15 | 0-4 | 2-3 | 6 | 14 |
| Dean | 0-1 | 0-1 | 0-0 | 0 | 0 |
| Gipson | 1-3 | 0-2 | 0-0 | 0 | 2 |
| Hayes, Jonas | 2-3 | 0-0 | 0-0 | 2 | 4 |
| Team | | | | 2 | |
| Totals | 24-58 | 3-15 | 4-5 | 31 | 55 |

| LSU | FG | 3FG | FT | REB | PTS. |
|---------------|--------------|-------------|--------------|-----------|-----------|
| Dupree * | 5-13 | 0-4 | 2-3 | 8 | 12 |
| Williams * | 1-2 | 0-1 | 3-4 | 5 | 5 |
| Bridgewater * | 5-6 | 0-0 | 0-0 | 3 | 10 |
| Bright * | 2-12 | 1-8 | 5-6 | 4 | 10 |
| Hudson * | 4-12 | 2-5 | 3-4 | 3 | 13 |
| Thompson | 0-0 | 0-0 | 0-0 | 0 | 0 |
| Temple III | 0-1 | 0-1 | 0-0 | 0 | 0 |
| Wilson | 2-3 | 0-0 | 0-0 | 2 | 4 |
| Team | | | | 7 | |
| Totals | 19-49 | 3-19 | 13-17 | 33 | 54 |

Halftime: LSU 28; UG 28. Total FG Pct: UG 41.4; LSU 38.8. 3Pt FG Pct: UG 20.0; LSU 15.8. FT Pct: UG 80.0; LSU 76.5. Assists: UG 9 (Daniels 4); LSU 10 (Hudson 4). Turnovers: UG 11 (Daniels 5); LSU 14 (Bridgewater 4). Blocks: UG 1 (Williams); LSU 3 (Hudson 2). Steals: UG 7 (Daniels, Wright 2); LSU 6 (Hudson 3). Attendance: 8,250-paid.

Game 28, LSU 59, Ole Miss 56

February 27, at Baton Rouge, La.

| Ole Miss | FG | 3FG | FT | REB | PTS. |
|---------------|--------------|-------------|--------------|-----------|-----------|
| Reed * | 5-10 | 0-0 | 7-9 | 7 | 17 |
| Allen * | 1-5 | 0-0 | 0-0 | 5 | 2 |
| Harper * | 2-5 | 2-2 | 0-0 | 4 | 6 |
| Harrison * | 4-13 | 2-10 | 1-2 | 2 | 11 |
| Sanders * | 6-10 | 3-6 | 3-6 | 4 | 18 |
| Fox | 0-2 | 0-1 | 0-0 | 3 | 0 |
| Johnson | 0-0 | 0-0 | 0-0 | 0 | 0 |
| Nunnery | 0-0 | 0-0 | 0-0 | 0 | 0 |
| Wade | 1-5 | 0-1 | 0-0 | 3 | 2 |
| Kirklind | 0-0 | 0-0 | 0-0 | 1 | 0 |
| Team | | | | 6 | |
| Totals | 19-50 | 7-20 | 11-17 | 35 | 56 |

| LSU | FG | 3FG | FT | REB | PTS. |
|---------------|--------------|-------------|--------------|-----------|-----------|
| Dupree * | 8-13 | 0-2 | 3-6 | 5 | 19 |
| Williams * | 6-7 | 0-0 | 1-4 | 4 | 13 |
| Bridgewater * | 1-4 | 0-0 | 0-0 | 3 | 2 |
| Bright * | 3-8 | 2-7 | 2-3 | 1 | 10 |
| Hudson * | 4-8 | 0-1 | 1-2 | 3 | 9 |
| Thompson | 1-2 | 0-0 | 4-4 | 1 | 6 |
| Whipple | 0-0 | 0-0 | 0-0 | 0 | 0 |
| Davis | 0-0 | 0-0 | 0-0 | 3 | 0 |
| Wilson | 0-0 | 0-0 | 0-0 | 1 | 0 |
| Team | | | | 4 | |
| Totals | 23-42 | 2-10 | 11-19 | 25 | 59 |

Halftime: UM 27; LSU 20. Total FG Pct: UM 38.0; LSU 54.8. 3Pt FG Pct: UM 35.0; LSU 20.0. FT Pct: UM 64.7; LSU 57.9. Assists: UM 8 (Harrison, Sanders, Wade 2); LSU 14 (Bright 6). Turnovers: UM 18 (Harper 5); LSU 16 (Bright, Dupree 5). Blocks: UM 0; LSU 5 (Bridgewater 2). Steals: UM 7 (Harrison 3); LSU 10 (Bright 4). Attendance: 8,468-paid.

Game 29, LSU 59, Auburn 54

March 2, at Auburn, Ala.

| LSU | FG | 3FG | FT | REB | PTS. |
|---------------|--------------|-------------|--------------|-----------|-----------|
| Dupree * | 2-11 | 1-2 | 2-6 | 8 | 7 |
| Williams * | 2-7 | 0-0 | 2-2 | 10 | 6 |
| Bridgewater * | 4-7 | 0-0 | 1-3 | 4 | 9 |
| Bright * | 4-12 | 4-6 | 3-4 | 3 | 15 |
| Hudson * | 6-13 | 2-4 | 2-3 | 5 | 16 |
| Thompson | 0-1 | 0-0 | 4-4 | 1 | 4 |
| Whipple | 0-0 | 0-0 | 0-0 | 0 | 0 |
| Davis | 0-0 | 0-0 | 0-0 | 1 | 0 |
| Wilson | 0-2 | 0-0 | 2-4 | 0 | 2 |
| Team | | | | 7 | |
| Totals | 18-53 | 7-12 | 16-26 | 39 | 59 |

| Auburn | FG | 3FG | FT | REB | PTS. |
|-----------------|--------------|-------------|--------------|-----------|-----------|
| Daniels * | 2-6 | 0-3 | 0-2 | 5 | 4 |
| Killingsworth * | 4-6 | 0-0 | 1-2 | 9 | 9 |
| Bird * | 3-6 | 0-3 | 0-0 | 3 | 6 |
| Barker * | 0-0 | 0-0 | 0-0 | 0 | 0 |
| Baggett * | 0-0 | 0-0 | 0-0 | 0 | 0 |
| Robinson | 2-6 | 0-1 | 0-1 | 0 | 4 |
| Harrington | 6-14 | 4-10 | 4-6 | 6 | 20 |
| Monroe | 1-1 | 0-0 | 3-4 | 3 | 5 |
| Mitchell | 0-2 | 0-2 | 0-0 | 3 | 0 |
| Davis | 2-8 | 0-0 | 2-2 | 2 | 6 |
| Team | | | | 0 | |
| Totals | 20-49 | 4-19 | 10-17 | 31 | 54 |

Halftime: LSU 34; AU 20. Total FG Pct: LSU 34.0; AU 40.8. 3Pt FG Pct: LSU 58.3; AU 21.1. FT Pct: LSU 61.5; AU 58.8. Assists: LSU 11 (Bright 6); AU 9 (Bird, Daniels, Harrington, Mitchell 2). Turnovers: LSU 15 (Williams 4); AU 17 (Daniels, Davis, Mitchell, Monroe 3). Blocks: LSU 2 (Bridgewater, Bright); AU 12 (Davis 8). Steals: LSU 12 (Williams 6); AU 6 (Harrington 2). Attendance: 9,300.

Game 30, LSU 69, Vanderbilt 62

SEC Tournament First Round

March 7, at Atlanta, Ga.

| Vanderbilt | FG | 3FG | FT | REB | PTS. |
|---------------|--------------|-------------|--------------|-----------|-----------|
| Thornton * | 2-6 | 0-0 | 2-4 | 5 | 6 |
| Freiji * | 6-11 | 2-5 | 4-5 | 6 | 18 |
| Smith * | 0-2 | 0-0 | 0-0 | 5 | 0 |
| Lakey * | 1-4 | 0-1 | 0-0 | 7 | 2 |
| Moore * | 7-15 | 3-8 | 4-5 | 2 | 21 |
| Holwerda | 0-0 | 0-0 | 0-0 | 0 | 0 |
| Plavich | 1-7 | 1-6 | 0-0 | 4 | 3 |
| Howard | 3-5 | 0-2 | 1-1 | 3 | 7 |
| Przbylowski | 2-7 | 1-3 | 0-0 | 3 | 5 |
| Hundley | 0-2 | 0-0 | 0-0 | 1 | 0 |
| Team | | | | 0 | |
| Totals | 22-59 | 7-25 | 11-15 | 40 | 62 |

| LSU | FG | 3FG | FT | REB | PTS. |
|---------------|--------------|-------------|--------------|-----------|-----------|
| Dupree * | 3-11 | 1-4 | 0-1 | 7 | 7 |
| Williams * | 4-6 | 0-0 | 4-4 | 3 | 12 |
| Bridgewater * | 1-3 | 0-0 | 0-0 | 3 | 2 |
| Bright * | 3-12 | 0-5 | 5-9 | 4 | 11 |
| Hudson * | 8-14 | 2-4 | 6-7 | 5 | 24 |
| Thompson | 1-2 | 1-1 | 2-2 | 0 | 5 |
| Whipple | 0-0 | 0-0 | 0-0 | 0 | 0 |
| Davis | 2-2 | 0-0 | 0-0 | 1 | 4 |
| Wilson | 2-4 | 0-0 | 0-0 | 4 | 4 |
| Team | | | | 2 | |
| Totals | 24-54 | 4-14 | 17-23 | 29 | 69 |

Halftime: LSU 25; VU 23. Total FG Pct: VU 37.3; LSU 44.4. 3Pt FG Pct: VU 28.0; LSU 28.6. FT Pct: VU 73.3; LSU 73.9. Assists: VU 7 (Lakey 3); LSU 10 (Bright 4). Turnovers: VU 23 (Lakey 6); LSU 15 (Bright 5). Blocks: VU 4 (Thornton 3); LSU 2 (Bridgewater). Steals: VU 6 (Moore 2); LSU 11 (Williams 5). Attendance: 12,412.

Game 31, LSU 78, Georgia 76

SEC Tournament Quarterfinals

March 8, at Atlanta, Ga.

| LSU | FG | 3FG | FT | REB | PTS. |
|---------------|--------------|-------------|--------------|-----------|-----------|
| Dupree * | 7-14 | 3-3 | 1-4 | 9 | 18 |
| Williams * | 3-3 | 0-0 | 0-0 | 5 | 6 |
| Bridgewater * | 6-7 | 0-0 | 2-2 | 7 | 14 |
| Bright * | 5-11 | 2-5 | 5-6 | 8 | 17 |
| Hudson * | 5-11 | 2-3 | 11-12 | 3 | 23 |
| Thompson | 0-1 | 0-1 | 0-0 | 0 | 0 |
| Wilson | 0-1 | 0-0 | 0-0 | 0 | 0 |
| Team | | | | 1 | |
| Totals | 26-48 | 7-12 | 19-24 | 33 | 78 |

| Georgia | FG | 3FG | FT | REB | PTS. |
|----------------|--------------|-------------|-------------|-----------|-----------|
| Williams * | 11-20 | 5-11 | 0-2 | 1 | 27 |
| Jarvis Hayes * | 5-13 | 1-5 | 0-0 | 7 | 11 |
| Daniels * | 2-7 | 0-0 | 1-2 | 5 | 5 |
| Thomas * | 2-8 | 0-0 | 0-0 | 9 | 4 |
| Wright * | 6-11 | 2-4 | 3-3 | 2 | 17 |
| Dean | 1-2 | 0-0 | 0-0 | 0 | 2 |
| Gibson | 1-1 | 0-0 | 1-1 | 0 | 3 |
| Jonas Hayes | 3-6 | 0-0 | 1-4 | 7 | 7 |
| Team | | | | 1 | |
| Totals | 31-68 | 8-20 | 6-12 | 32 | 76 |

Halftime: LSU 38; UG 35. Total FG Pct: LSU 54.2; UG 45.6. 3Pt FG Pct: LSU 58.3; UG 40.0. FT Pct: LSU 79.2; UG 50.0. Assists: LSU 11 (Williams 5); UG 12 (Daniels 5). Turnovers: LSU 16 (Dupree 7); UG 11 (Daniels, Gipson, Williams, Wright 2). Blocks: LSU 1 (Dupree); UG 0. Steals: LSU 5 (Williams 2); UG 12 (Daniels 7). Attendance: 20,427.

Game 32, Mississippi State 57, LSU 51

SEC Tournament Semifinals

March 9, at Atlanta, Ga.

| LSU | FG | 3FG | FT | REB | PTS. |
|---------------|--------------|-------------|--------------|-----------|-----------|
| Dupree * | 4-11 | 0-3 | 0-0 | 6 | 8 |
| Williams * | 1-5 | 0-3 | 6-6 | 4 | 8 |
| Bridgewater * | 2-5 | 0-0 | 0-0 | 4 | 4 |
| Bright * | 3-10 | 1-4 | 2-2 | 1 | 9 |
| Hudson * | 6-10 | 2-3 | 2-4 | 4 | 16 |
| Thompson | 0-0 | 0-0 | 0-0 | 0 | 0 |
| Davis | 0-0 | 0-0 | 0-0 | 1 | 0 |
| Wilson | 2-5 | 0-0 | 2-5 | 7 | 6 |
| Team | | | | 3 | |
| Totals | 18-46 | 3-13 | 12-17 | 30 | 51 |

| Mississippi St. | FG | 3FG | FT | REB | PTS. |
|-----------------|--------------|-------------|--------------|-----------|-----------|
| Gholar * | 2-4 | 2-4 | 1-2 | 9 | 7 |
| Patterson * | 3-5 | 1-3 | 1-3 | 0 | 8 |
| Austin * | 4-15 | 0-1 | 9-10 | 8 | 17 |
| Ignerski * | 3-8 | 1-4 | 0-0 | 5 | 7 |
| Zimmerman * | 2-6 | 0-1 | 1-3 | 5 | 5 |
| Goffer | 0-0 | 0-0 | 0-0 | 0 | 0 |
| Gardner | 1-2 | 0-1 | 0-0 | 0 | 2 |
| Bowers | 2-7 | 1-5 | 3-5 | 2 | 8 |
| Harper | 1-4 | 0-2 | 1-1 | 1 | 3 |
| Smith | 0-0 | 0-0 | 0-0 | 1 | 0 |
| Stidham | 0-0 | 0-0 | 0-0 | 0 | 0 |
| Carr | 0-0 | 0-0 | 0-0 | 1 | 0 |
| Team | | | | 3 | |
| Totals | 18-51 | 5-21 | 16-24 | 35 | 57 |

Halftime: MSU 31; LSU 28. Total FG Pct: LSU 39.1; MSU 35.3. 3Pt FG Pct: LSU 23.1; MSU 23.8. FT Pct: LSU 70.6; MSU 66.7. Assists: LSU 6 (Bright 3); MSU 10 (Zimmerman 5). Turnovers: LSU 16 (Bright 6); MSU 13 (Austin, Ignerski, Zimmerman 3). Blocks: LSU 1 (Hudson); MSU 2 (Ignerski, Zimmerman). Steals: LSU 6 (Bright, Williams 2); MSU 8 (Zimmerman 5). Attendance: 19,127.

Game 33, LSU 63, Iowa 61

NIT First Round

March 13, at Iowa City, Iowa

| LSU | FG | 3FG | FT | REB | PTS. |
|---------------|--------------|-------------|--------------|-----------|-----------|
| Dupree * | 8-18 | 0-3 | 3-6 | 11 | 19 |
| Williams * | 1-5 | 0-0 | 8-8 | 7 | 10 |
| Bridgewater * | 2-6 | 0-0 | 0-0 | 3 | 4 |
| Bright * | 7-13 | 3-7 | 1-2 | 3 | 18 |
| Hudson * | 4-12 | 1-4 | 0-0 | 3 | 9 |
| Young | 1-1 | 0-0 | 1-2 | 0 | 3 |
| Thompson | 0-0 | 0-0 | 0-0 | 0 | 0 |
| Wilson | 0-0 | 0-0 | 0-0 | 0 | 0 |
| Team | | | | 3 | |
| Totals | 23-55 | 4-14 | 13-18 | 30 | 63 |

| Iowa | FG | 3FG | FT | REB | PTS. |
|---------|-----|-----|-----|-----|------|
| Evans * | 3-5 | 0-0 | 4-8 | | |

Team Statistics

LSU Overall Season Statistics (Record 19-15)

| Player | GP-GS | Min-Avg | /--Total--/ | | /-----3 Pts-----/ | | | /-----Rebounds-----/ | | | | | | | | | | Pts-Avg. | |
|-----------------------|-----------|-------------|-----------------|-------------|-------------------|-------------|----------------|----------------------|------------|------------|-------------|-------------|------------|-----------|------------|------------|-----------|------------|------------------|
| | | | FG-FGA | Pct. | 3FG-FGA | Pct. | FT-FTA | Pct. | Off. | Def. | Tot | Avg. | PF | FO | A | To | Blk | | Stl |
| 12 Dupree, Ronald | 34-34 | 1202-35.4 | 220-487 | .452 | 31-108 | .287 | 81-145 | .559 | 94 | 196 | 290 | 8.5 | 114 | 2 | 73 | 107 | 22 | 35 | 552-16.2 |
| 41 Temple III, Collis | 21-19 | 592-28.2 | 92-214 | .430 | 39-104 | .375 | 58-71 | .817 | 26 | 100 | 126 | 6.0 | 45 | 1 | 47 | 50 | 4 | 21 | 281-13.4 |
| 03 Bright, Torris | 34-34 | 1161-34.1 | 150-346 | .434 | 76-193 | .394 | 78-110 | .709 | 37 | 92 | 129 | 3.8 | 76 | 2 | 129 | 123 | 6 | 60 | 454-13.4 |
| 42 Hudson, Antonio | 34-16 | 957-28.1 | 124-288 | .431 | 43-111 | .387 | 60-91 | .659 | 25 | 88 | 113 | 3.3 | 55 | 1 | 53 | 52 | 11 | 42 | 351-10.3 |
| 54 Bridgewater, Brad | 34-31 | 781-23.0 | 104-190 | .547 | 0-0 | .000 | 19-40 | .475 | 57 | 76 | 133 | 3.9 | 94 | 4 | 12 | 36 | 18 | 17 | 227-6.7 |
| 21 Williams, Jermaine | 34-32 | 1017-29.9 | 71-141 | .504 | 3-11 | .273 | 70-82 | .854 | 28 | 130 | 158 | 4.6 | 60 | 2 | 88 | 56 | 13 | 76 | 215-6.3 |
| 44 Davis, Thomas | 26-2 | 289-11.1 | 47-86 | .547 | 1-1 | 1.000 | 12-19 | .632 | 22 | 38 | 60 | 2.3 | 51 | 0 | 6 | 24 | 4 | 5 | 107-4.1 |
| 04 Young, Juemichael | 12-1 | 76-6.3 | 8-21 | .381 | 2-7 | .286 | 3-8 | .375 | 4 | 3 | 7 | 0.6 | 4 | 0 | 3 | 7 | 0 | 1 | 21-1.8 |
| 51 Wilson, Jason | 30-1 | 317-10.6 | 18-42 | .429 | 0-0 | .000 | 14-31 | .452 | 29 | 33 | 62 | 2.1 | 35 | 0 | 5 | 17 | 1 | 7 | 50-1.7 |
| 10 Thompson, Charlie | 31-0 | 346-11.2 | 9-25 | .360 | 7-17 | .412 | 22-24 | .917 | 3 | 15 | 18 | 0.6 | 24 | 0 | 38 | 27 | 0 | 13 | 47-1.5 |
| 13 Bozek, Pete | 5-0 | 9-1.8 | 2-5 | .400 | 1-3 | .333 | 0-0 | .000 | 0 | 3 | 3 | 0.6 | 3 | 0 | 1 | 4 | 0 | 0 | 5-1.0 |
| 22 Whipple, Xavier | 18-0 | 104-5.8 | 5-15 | .333 | 1-6 | .167 | 3-5 | .600 | 1 | 11 | 12 | 0.7 | 9 | 0 | 12 | 9 | 0 | 3 | 14-0.8 |
| Team | | | | | | | | | 47 | 59 | 106 | 3.1 | 2 | | 5 | | | | |
| Total | 34 | 6850 | 850-1860 | .457 | 204-561 | .364 | 420-626 | .671 | 373 | 844 | 1217 | 35.8 | 572 | 12 | 467 | 517 | 79 | 280 | 2324-68.4 |
| Opponents | 34 | 6850 | 797-1913 | .417 | 226-684 | .330 | 356-575 | .619 | 389 | 741 | 1130 | 33.2 | 595 | | 402 | 511 | 93 | 263 | 2176-64.0 |

LSU Conference Statistics (Record 6-10)

| Player | GP-GS | Min-Avg | /--Total--/ | | /-----3 Pts-----/ | | | /-----Rebounds-----/ | | | | | | | | | | Pts-Avg. | |
|-----------------------|-----------|-------------|----------------|-------------|-------------------|-------------|----------------|----------------------|------------|------------|------------|-------------|------------|----------|------------|------------|-----------|------------|------------------|
| | | | FG-FGA | Pct. | 3FG-FGA | Pct. | FT-FTA | Pct. | Off. | Def. | Tot | Avg. | PF | FO | A | To | Blk | | Stl |
| 12 Dupree, Ronald | 16-16 | 600-37.5 | 108-232 | .466 | 13-50 | .260 | 44-79 | .582 | 49 | 89 | 138 | 8.6 | 53 | 1 | 32 | 52 | 8 | 9 | 275-17.2 |
| 03 Bright, Torris | 16-16 | 544-34.0 | 62-161 | .385 | 35-91 | .385 | 37-57 | .649 | 16 | 38 | 54 | 3.4 | 44 | 2 | 44 | 55 | 3 | 21 | 196-12.2 |
| 41 Temple III, Collis | 10-8 | 253-25.3 | 32-73 | .438 | 15-41 | .366 | 19-24 | .792 | 8 | 34 | 42 | 4.2 | 29 | 1 | 18 | 26 | 2 | 5 | 98-9.8 |
| 42 Hudson, Antonio | 16-9 | 473-29.6 | 53-136 | .390 | 24-60 | .400 | 19-34 | .559 | 15 | 42 | 57 | 3.6 | 33 | 1 | 27 | 29 | 7 | 21 | 149-9.3 |
| 54 Bridgewater, Brad | 16-14 | 391-24.4 | 47-87 | .540 | 0-0 | .000 | 11-26 | .423 | 28 | 33 | 61 | 3.8 | 48 | 2 | 9 | 15 | 9 | 10 | 105-6.6 |
| 21 Williams, Jermaine | 16-14 | 473-29.6 | 28-57 | .491 | 2-3 | .667 | 35-41 | .854 | 11 | 59 | 70 | 4.4 | 25 | 1 | 27 | 29 | 3 | 39 | 93-5.8 |
| 44 David, Thomas | 11-2 | 120-10.9 | 16-33 | .485 | 0-0 | .000 | 5-5 | 1.000 | 7 | 15 | 22 | 2.0 | 20 | 0 | 3 | 6 | 0 | 0 | 37-3.4 |
| 10 Thompson, Charlie | 16-0 | 172-10.8 | 3-10 | .300 | 2-7 | .286 | 11-12 | .917 | 0 | 9 | 9 | 0.6 | 7 | 0 | 13 | 15 | 0 | 10 | 19-1.2 |
| 51 Wilson, Jason | 12-0 | 120-10.0 | 5-13 | .385 | 0-0 | .000 | 2-8 | .250 | 6 | 12 | 18 | 1.5 | 12 | 0 | 1 | 6 | 0 | 3 | 12-1.0 |
| 04 Young, Juemichael | 9-1 | 52-5.8 | 3-14 | .214 | 1-4 | .250 | 1-4 | .250 | 3 | 1 | 4 | 0.4 | 3 | 0 | 2 | 7 | 0 | 1 | 8-0.9 |
| 22 Whipple, Xavier | 7-0 | 27-3.9 | 1-6 | .167 | 0-3 | .000 | 1-3 | .333 | 0 | 2 | 2 | 0.3 | 0 | 0 | 5 | 4 | 0 | 0 | 3-0.4 |
| Team | | | | | | | | | 22 | 28 | 50 | 3.1 | 2 | | 3 | | | | |
| Total | 16 | 3225 | 358-822 | .436 | 92-259 | .355 | 187-293 | .638 | 165 | 362 | 527 | 32.9 | 276 | 8 | 181 | 247 | 32 | 119 | 995-62.2 |
| Opponents | 16 | 3225 | 386-868 | .445 | 114-324 | .352 | 186-288 | .646 | 177 | 358 | 535 | 33.4 | 284 | | 201 | 220 | 47 | 121 | 1072-67.0 |



2001-02 Scoreboard

| DATE | OPPONENT | SCORE | ATTEND | LOC | HIGH SCORER | HIGH REBOUNDER |
|----------|------------------------------------|--------------|--------|-----|----------------------|----------------------|
| 11-17-01 | CAMPBELL | W 83-59 | 7396 | H | Ronald Dupree 18 | Ronald Dupree 16 |
| 11-19-01 | SOUTHERN | W 97-69 | 9013 | H | Collis Temple III 20 | Collis Temple III 14 |
| 11-23-01 | vs. Weber State ⁺ | L 74-75 (OT) | 150 | N | Ronald Dupree 20 | Ronald Dupree 8 |
| 11-24-01 | at Hawaii-Hilo ⁺ | W 64-62 | 561 | A | Ronald Dupree 17 | Ronald Dupree 12 |
| 11-25-01 | vs. Mercer ⁺ | W 84-54 | 400 | N | Collis Temple III 22 | Torris Bright 9 |
| 11-28-01 | TOWSON | W 83-56 | 7105 | H | Collis Temple III 24 | Collis Temple III 7 |
| 12-02-01 | NORTHWESTERN ST. | W 91-54 | 7884 | H | Collis Temple III 24 | Collis Temple III 13 |
| 12-04-01 | LOUISIANA LAFAYETTE | W 83-65 | 11162 | H | Ronald Dupree 29 | Collis Temple III 11 |
| 12-15-01 | MCNEESE STATE | W 80-57 | 8215 | H | Ronald Dupree 25 | Jermaine Williams 8 |
| 12-18-01 | at New Orleans | L 59-60 | 4042 | A | Antonio Hudson 16 | Antonio Hudson 6 |
| 12-20-01 | HOUSTON | W 73-69 | 7007 | H | Collis Temple III 22 | Ronald Dupree 5 |
| 12-27-01 | vs. Miami [#] | L 61-68 | 8023 | N | Ronald Dupree 18 | Ronald Dupree 8 |
| 12-30-01 | NICHOLLS STATE | W 71-35 | 7132 | H | Torris Bright 22 | Ronald Dupree 16 |
| 1-5-02 | at Alabama* | L 74-76 | 10957 | A | Ronald Dupree 20 | Ronald Dupree 10 |
| 1-13-02 | ARKANSAS* | W 75-69 | 8369 | H | Collis Temple III 21 | Ronald Dupree 6 |
| 1-16-02 | at Florida* | L 70-102 | 12447 | A | Ronald Dupree 19 | Ronald Dupree 8 |
| 1-19-02 | AUBURN* | W 75-58 | 8689 | H | Ronald Dupree 25 | Collis Temple III 10 |
| 1-23-02 | at Ole Miss* | L 55-70 | 8184 | A | Ronald Dupree 14 | Jason Wilson 5 |
| 1-26-02 | at Mississippi St.* | L 61-84 | 8052 | A | Torris Bright 21 | Brad Bridgewater 5 |
| 1-30-02 | TENNESSEE* | L 58-61 | 8789 | H | Ronald Dupree 17 | Jermaine Williams 5 |
| 2-2-02 | ALABAMA* | L 48-57 | 8900 | H | Ronald Dupree 19 | Ronald Dupree 9 |
| 2-6-02 | at Vanderbilt* | L 63-68 | 9113 | A | Ronald Dupree 13 | Ronald Dupree 14 |
| 2-9-02 | KENTUCKY* | L 56-68 | 8549 | H | Ronald Dupree 22 | Ronald Dupree 11 |
| 2-13-02 | MISSISSIPPI STATE* | W 68-65(OT) | 7454 | H | Ronald Dupree 22 | Ronald Dupree 13 |
| 2-16-02 | at Arkansas* | W 67-63 | 18716 | W | Antonio Hudson 23 | Ronald Dupree 9 |
| 2-20-02 | at South Carolina* | L 53-66 | 10418 | A | Ronald Dupree 30 | Torris Bright 9 |
| 2-23-02 | GEORGIA* | L 54-55 | 8250 | A | Torris Bright 15 | Ronald Dupree 9 |
| 2-27-02 | OLE MISS* | W 59-56 | 8468 | A | Antonio Hudson 13 | Ronald Dupree 8 |
| 3-2-02 | at Auburn* | W 59-54 | 9300 | H | Ronald Dupree 19 | Ronald Dupree 5 |
| 3-7-02 | vs. Vanderbilt [^] | W 69-62 | 12412 | A | Antonio Hudson 16 | Jermaine Williams 10 |
| 3-8-02 | vs. Georgia [^] | W 78-76 | 20427 | N | Antonio Hudson 24 | Ronald Dupree 7 |
| 3-9-02 | vs. Mississippi State [^] | L 51-57 | 19127 | N | Antonio Hudson 23 | Ronald Dupree 9 |
| 3-13-02 | at Iowa [%] | W 63-61 | 10511 | A | Antonio Hudson 16 | Jason Wilson 7 |
| 3-19-02 | BALL STATE [%] | L 65-75 | 12696 | H | Ronald Dupree 19 | Ronald Dupree 11 |
| | | | | | Torris Bright 25 | Torris Bright 10 |

*SEC Games

⁺ Hawaii Hilo Thanksgiving Classic

[#] Sugar Bowl Classic -New Orleans

[^] SEC Tournament - Atlanta, Ga.

[%] Owens Corning National Invitation Tournament



Jermaine Williams

This is LSU
 TIGERS
 COACHES
 REVIEW
 PREVIEW
 RECORDS
 HISTORY
 LSU
 MEDIA

2001-02 Superlatives

Individual Superlatives

Points

30 – Ronald Dupree, at Arkansas (2-16-02)
 29 – Ronald Dupree, vs. Louisiana Lafayette (12-04-01)
 25 – Torris Bright, vs. Ball State (3-19-02)
 25 – Ronald Dupree, vs. Auburn (1-19-02)
 25 – Ronald Dupree, vs. McNeese State (12-15-01)

Field Goals Made

13 – Ronald Dupree, at Arkansas (2-16-02)
 10 – Ronald Dupree, vs. Kentucky (2-9-02)
 10 – Ronald Dupree, vs. Auburn (1-19-02)
 10 – Collis Temple III, vs. Towson (11-28-01)
 9 – three times

Field Goal Attempts

21 – Ronald Dupree, at Arkansas (2-16-02)
 20 – Ronald Dupree, vs. Kentucky (2-9-02)
 19 – Ronald Dupree, three times

Field Goal Percentage (Min.5 Made)

.857 (6-7) – Brad Bridgewater, vs. Georgia (3-8-02)
 .857 (6-7) – Jermaine Williams, vs. Ole Miss (2-27-02)
 .857 (6-7) – Thomas Davis, at Vanderbilt (2-6-02)
 .857 (6-7) – Antonio Hudson, at Alabama (1-5-02)

3-PT FG Made

5 – Torris Bright, at Mississippi State (1-26-02)
 5 – Collis Temple III, at Florida (1-16-02)
 5 – Torris Bright, vs. Northwestern State (12-02-01)
 5 – Torris Bright, vs. Mercer (11-25-01)

3-PT FG Attempts

12 – Torris Bright, at Mississippi State, (1-26-02)
 10 – Collis Temple III, vs. Houston, (12-20-01)
 9 – Torris Bright, 4 times

3-PT FG Pct.(Min.4 made)

1.000 (4-4) – Antonio Hudson, at Alabama, (1-5-02)
 .800 (4-5) – Torris Bright, vs. Nicholls State, (12-30-01)
 .800 (4-5) – Antonio Hudson, at New Orleans, (12-18-01)
 .714 (5-7) – Collis Temple III, at Florida (1-16-02)
 .714 (5-7) – Torris Bright, vs. Northwestern State (12-02-01)

Free Throws Made

11 – Antonio Hudson, vs. Georgia Bulldogs (3-8-02)
 11 – Ronald Dupree, vs. Louisiana-Lafayette (12-4-01)
 9 – Collis Temple III, vs. Arkansas (1-13-02)
 9 – Ronald Dupree, vs. Arkansas (1-13-02)
 8 – twice

Free Throw Attempts

14 – Ronald Dupree, vs. Arkansas (1-13-02)
 14 – Ronald Dupree, vs. Louisiana-Lafayette (12-4-01)
 12 – Antonio Hudson, vs. Georgia (3-8-02)
 10 – Collis Temple III, vs. Arkansas (1-13-02)

Free Throw Pct.(Min.7 Made)

1.000 (8-8) – Torris Bright, vs. Ball State (3-19-02)
 1.000 (8-8) – Jermaine Williams, at Iowa (3-13-02)
 .917 (11-12) – Antonio Hudson, vs. Georgia (3-8-02)
 .900 (9-10) – Collis Temple III, vs. Arkansas (1-13-02)
 .875 (7-8) – Collis Temple III, vs. Louisiana Lafayette (12-4-01)

Rebounds

16 – Ronald Dupree, vs. Nicholls State (12-30-01)
 16 – Ronald Dupree, vs. Campbell (11-17-01)
 14 – Ronald Dupree, vs. Alabama (2-2-02)
 14 – Collis Temple III, vs. Southern (11-19-01)
 13 – twice

Assists

10 – Torris Bright, vs. Mercer (11-25-01)
 9 – Torris Bright, vs. Campbell (11-17-01)
 8 – Jermaine Williams, vs. Ball State (3-19-02)
 8 – Torris Bright, vs. Southern (11-19-01)
 7 – Bright twice

Steals

6 – Jermaine Williams, at Auburn (3-2-02)
 6 – Jermaine Williams, vs. Kentucky (2-9-02)
 5 – three times

Blocked Shots

3 – Ronald Dupree, vs. Louisiana Lafayette (12-04-01)
 2 – 10 times



Team Superlatives

Points

High: 97 vs. Southern (11-19-01)
 91 – vs. Northwestern State (12-02-01)
 84 – vs. Mercer (11-25-01)
 83 – three times
 Low: 48 – vs. Alabama (2-2-02)
 51 – vs. Mississippi State (3-9-02)
 53 – at South Carolina (2-20-02)
 54 – vs. Georgia (2-23-02)
 55 – at Ole Miss (1-23-02)

Field Goals Made

High: 36 – vs. Towson (11-28-01)
 36 – vs. Southern (11-19-01)
 34 – vs. Northwestern St. (12-02-01)
 34 – vs. Campbell (11-17-01)
 Low: 18 – vs. Alabama (2-2-02)
 18 – at Auburn (3-2-02)
 18 – vs. Mississippi State (3-9-02)
 19 – four times

Field Goal Attempts

High: 71 – vs. Southern (11-19-01)
 68 – vs. Campbell (11-17-01)
 66 – vs. Northwestern State (12-02-01)
 Low: 42 – vs. Arkansas (1-13-02)
 42 – vs. Ole Miss (2-27-02)
 46 – vs. Mississippi State (3-9-02)

Field Goal Percentage

High: .574 (27-47) – vs. McNeese State (12-15-01)
 .554 (36-65) – vs. Towson (11-28-01)
 .548 (23-42) – vs. Ole Miss (2-27-02)
 .542 (26-48) – vs. Georgia (3-8-02)
 Low: .333 (19-57) – vs. Kentucky (2-9-02)
 .340 (18-53) – vs. Alabama (2-2-02)
 .340 (18-53) – at Auburn (3-2-02)

3 PT Field Goals Made

High: 13 – vs. Northwestern State (12-02-01)
 10 – at Mississippi State (1-26-02)
 10 – vs. Mercer (11-25-01)
 Low: 2 – vs. Auburn (1-19-02)
 2 – vs. Ole Miss (2-27-02)
 3 – three times

3 PT Field Goal Attempts

High: 30 – at Mississippi State (1-26-02)
 23 – vs. Houston (12-20-01)
 23 – vs. Northwestern State (12-02-01)
 22 – three times
 Low: 8 – vs. Auburn (1-19-02)
 10 – at Ole Miss (1-23-02)
 10 – vs. Ole Miss (2-27-02)

3-PT Field Goal Percentage

High: .583 (7-12) vs. Georgia (3-8-02)
 .583 (7-12) at Auburn (3-2-02)
 .565 (13-23) vs. Northwestern St. (12-02-01)
 Low: .158 (3-19) vs. Georgia (2-23-02)
 .188 (3-16) vs. Alabama (2-2-02)
 .200 (2-10) vs. Ole Miss (2-27-02)

Free Throws Made

High: 31 – vs. Arkansas, (1-13-02)
 23 – vs. Louisiana-Lafayette, (12-04-01)
 21 – vs. Auburn, (1-19-02)
 20 – vs. McNeese State (12-15-01)
 Low: 4 – at Vanderbilt (2-6-02)
 6 – three times

Free Throws Attempted

High: 38 – vs. Arkansas, (1-13-02)
 32 – vs. Auburn, (1-19-02)
 30 – vs. Louisiana-Lafayette (12-04-01)
 Low: 8 – at South Carolina (2-20-02)
 10 – at Florida (1-16-02)
 10 – at Mississippi State, (1-26-02)

Free Throw Percentage

High: .833 (10-12) – at Hawaii-Hilo (11-24-01)
 .816 (31-38) – vs. Arkansas (1-13-02)
 .800 (20-25) – vs. McNeese State (12-15-01)
 Low: .364 (4-11) – at Vanderbilt (2-6-02)
 .444 (8-18) – at Ole Miss (1-23-02)
 .450 (9-20) – vs. Alabama (2-2-02)

Rebounds

High: 57 – vs. Southern, (11-19-01)
 49 – vs. Campbell (11-17-01)
 48 – vs. Louisiana Lafayette (12-04-01)
 45 – vs. Mercer (11-25-01)
 Low: 24 – vs. Houston (12-20-01)
 24 – at Mississippi State (1-26-02)
 25 – vs. Ole Miss (2-27-02)

Assists

High: 24 – vs. Northwestern State (12-02-01)
 24 – vs. Southern (11-19-01)
 22 – four times
 Low: 6 – vs. Alabama (2-2-02)
 6 – vs. Mississippi State (3-9-02)
 7 – twice

Steals

High: 18 – vs. Towson (11-28-01)
 16 – vs. McNeese State (12-15-01)
 13 – twice
 Low: 3 – at Vanderbilt (2-6-02)
 4 – three times

Blocked Shots

High: 5 – vs. Ole Miss (2-27-02)
 5 – vs. Louisiana-Lafayette (12-04-01)
 5 – vs. Northwestern State (12-02-01)
 Low: 0 – three times

Game-by-Game Team Statistics

| Opponent | Pts | Total FG-FGA | Pct. | 3-Point 3FG-FGA | Pct. | FT-FTA | Pct. | Rebs. | PF | A | TO | Blk | Stl. |
|--------------------------------------|----------------|-----------------|-------------|--------------------|-------------|--------------|-------------|-----------|-----------|-----------|-----------|----------|-----------|
| Campbell | 59 | 23-67 | .343 | 4-18 | .222 | 9-15 | .600 | 34 | 16 | 12 | 14 | 3 | 7 |
| LSU (W, 1-0) | 83 | 34-68 | .500 | 6-17 | .353 | 9-12 | .750 | 49 | 15 | 22 | 14 | 3 | 7 |
| Southern | 69 | 26-77 | .338 | 9-31 | .290 | 8-15 | .533 | 38 | 22 | 10 | 16 | 0 | 10 |
| LSU (W, 2-0) | 97 | 36-71 | .507 | 8-22 | .364 | 17-25 | .680 | 57 | 15 | 24 | 19 | 3 | 6 |
| Weber State | 75 (ot) | 28-54 | .519 | 8-20 | .400 | 11-26 | .423 | 34 | 19 | 14 | 14 | 1 | 4 |
| LSU (L,2-1) | 74 | 29-64 | .453 | 6-18 | .333 | 10-18 | .556 | 38 | 23 | 15 | 11 | 4 | 7 |
| LSU (W, 3-1) | 64 | 24-60 | .400 | 6-17 | .353 | 10-12 | .833 | 39 | 22 | 15 | 15 | 2 | 8 |
| Hawaii-Hilo | 62 | 22-48 | .458 | 7-19 | .368 | 11-21 | .524 | 32 | 15 | 11 | 16 | 1 | 5 |
| Mercer | 54 | 17-51 | .333 | 7-18 | .389 | 13-17 | .765 | 27 | 16 | 3 | 14 | 1 | 5 |
| LSU (W, 4-1) | 84 | 31-65 | .477 | 10-22 | .455 | 12-16 | .750 | 45 | 16 | 22 | 9 | 1 | 6 |
| Towson | 46 | 20-54 | .370 | 3-12 | .250 | 3-10 | .300 | 33 | 13 | 10 | 23 | 1 | 6 |
| LSU (W, 5-1) | 83 | 36-65 | .554 | 5-14 | .357 | 6-12 | .500 | 35 | 13 | 22 | 12 | 0 | 18 |
| Northwestern St. | 54 | 21-65 | .323 | 4-25 | .160 | 8-17 | .471 | 40 | 17 | 10 | 19 | 2 | 9 |
| LSU (W, 6-1) | 91 | 34-66 | .515 | 13-23 | .565 | 10-16 | .625 | 44 | 15 | 24 | 14 | 5 | 13 |
| La-Lafayette | 65 | 23-74 | .311 | 5-24 | .208 | 14-22 | .636 | 36 | 23 | 12 | 11 | 2 | 12 |
| LSU (W, 7-1) | 83 | 27-53 | .509 | 6-14 | .429 | 23-30 | .767 | 48 | 19 | 22 | 23 | 5 | 6 |
| McNeese St. | 57 | 22-65 | .338 | 8-27 | .296 | 5-11 | .455 | 28 | 21 | 12 | 20 | 2 | 14 |
| LSU (W, 8-1) | 80 | 27-47 | .574 | 6-11 | .545 | 20-25 | .800 | 39 | 13 | 13 | 23 | 1 | 16 |
| LSU (L,8-2) | 59 | 22-43 | .512 | 4-12 | .333 | 12-21 | .571 | 32 | 15 | 15 | 18 | 4 | 7 |
| UNO | 60 | 19-49 | .388 | 7-18 | .389 | 14-18 | .778 | 26 | 17 | 9 | 14 | 2 | 4 |
| Houston | 69 | 28-55 | .509 | 3-9 | .333 | 10-14 | .714 | 34 | 14 | 11 | 18 | 5 | 5 |
| LSU (W, 9-2) | 73 | 29-58 | .500 | 7-23 | .304 | 8-13 | .615 | 24 | 16 | 18 | 12 | 4 | 13 |
| Miami | 68 | 25-51 | .490 | 8-18 | .444 | 10-12 | .833 | 25 | 16 | 15 | 16 | 8 | 16 |
| LSU (L,9-3) | 61 | 24-57 | .421 | 4-18 | .222 | 9-14 | .643 | 38 | 15 | 9 | 20 | 3 | 9 |
| Nicholls State | 35 | 16-56 | .286 | 3-14 | .214 | 0-2 | .000 | 27 | 13 | 10 | 16 | 1 | 9 |
| LSU (W, 10-3) | 71 | 28-56 | .500 | 6-15 | .400 | 9-17 | .529 | 44 | 10 | 18 | 13 | 4 | 12 |
| LSU (L,10-4,0-1) | 74 | 27-51 | .529 | 9-18 | .500 | 11-15 | .733 | 28 | 21 | 14 | 13 | 1 | 4 |
| Alabama | 76 | 25-53 | .472 | 6-20 | .300 | 20-29 | .690 | 32 | 16 | 11 | 8 | 1 | 4 |
| Arkansas | 69 | 24-58 | .414 | 13-31 | .419 | 8-10 | .800 | 34 | 26 | 11 | 16 | 1 | 5 |
| LSU (W, 11-4, 1-1) | 75 | 19-42 | .452 | 6-13 | .462 | 31-38 | .816 | 27 | 13 | 9 | 12 | 0 | 7 |
| LSU (L,11-5,1-2) | 70 | 28-56 | .500 | 8-17 | .471 | 6-10 | .600 | 26 | 18 | 13 | 20 | 1 | 8 |
| Florida | 102 | 38-63 | .603 | 12-26 | .462 | 14-24 | .583 | 35 | 15 | 19 | 13 | 5 | 12 |
| Auburn | 58 | 18-56 | .321 | 4-17 | .235 | 18-29 | .621 | 38 | 26 | 5 | 22 | 7 | 8 |
| LSU (W, 12-5, 2-2) | 75 | 26-57 | .456 | 2-8 | .250 | 21-32 | .656 | 44 | 22 | 13 | 16 | 2 | 6 |
| LSU (L,12-6,2-3) | 55 | 21-47 | .447 | 5-10 | .500 | 8-18 | .444 | 32 | 17 | 10 | 18 | 3 | 5 |
| Ole Miss | 70 | 27-55 | .491 | 5-15 | .333 | 11-14 | .786 | 31 | 19 | 18 | 13 | 1 | 11 |
| LSU (L,12-7,2-4) | 61 | 22-56 | .393 | 10-30 | .333 | 7-10 | .700 | 24 | 22 | 7 | 17 | 0 | 9 |
| Miss. State | 84 | 32-51 | .627 | 9-15 | .600 | 11-24 | .458 | 38 | 14 | 17 | 17 | 3 | 8 |
| Tennessee | 61 | 21-49 | .429 | 9-19 | .474 | 10-18 | .556 | 28 | 13 | 15 | 10 | 3 | 5 |
| LSU (L,12-8,2-5) | 58 | 21-52 | .404 | 7-22 | .318 | 9-14 | .643 | 36 | 17 | 15 | 12 | 3 | 6 |
| Alabama | 57 | 18-50 | .360 | 2-17 | .118 | 19-23 | .826 | 47 | 20 | 5 | 17 | 1 | 6 |
| LSU (L,12-9,2-6) | 48 | 18-53 | .340 | 3-16 | .188 | 9-20 | .450 | 29 | 19 | 6 | 11 | 1 | 12 |
| LSU (L,12-10,2-7) | 63 | 27-53 | .509 | 5-15 | .333 | 4-11 | .364 | 36 | 16 | 12 | 16 | 2 | 3 |
| Vanderbilt | 68 | 24-51 | .471 | 11-22 | .500 | 9-13 | .692 | 26 | 12 | 15 | 10 | 0 | 5 |
| Kentucky | 68 | 28-61 | .459 | 9-24 | .375 | 3-6 | .500 | 34 | 17 | 18 | 12 | 7 | 8 |
| LSU (L,12-11,2-8) | 56 | 19-57 | .333 | 4-14 | .286 | 14-20 | .700 | 42 | 12 | 7 | 15 | 4 | 10 |
| Mississippi State | 65 | 23-54 | .426 | 5-12 | .417 | 14-25 | .560 | 32 | 16 | 15 | 12 | 1 | 10 |
| LSU (W, 13-11, 3-8) | 68 (ot) | 27-58 | .466 | 7-17 | .412 | 7-13 | .538 | 38 | 20 | 13 | 16 | 1 | 10 |
| LSU (W, 14-11, 4-8) | 67 | 23-49 | .469 | 7-17 | .412 | 14-22 | .636 | 39 | 18 | 14 | 19 | 3 | 4 |
| Arkansas | 63 | 22-61 | .361 | 7-29 | .241 | 12-19 | .632 | 35 | 19 | 13 | 12 | 3 | 10 |
| LSU (L,14-12,4-9) | 53 | 20-47 | .426 | 7-21 | .333 | 6-8 | .750 | 29 | 17 | 13 | 17 | 1 | 7 |
| S. Carolina | 66 | 23-49 | .469 | 8-23 | .348 | 12-15 | .800 | 28 | 12 | 13 | 12 | 1 | 9 |
| Georgia | 55 | 24-58 | .414 | 3-15 | .200 | 4-5 | .800 | 31 | 17 | 9 | 11 | 1 | 7 |
| LSU (L,14-13,4-10) | 54 | 19-49 | .388 | 3-19 | .158 | 13-17 | .765 | 33 | 11 | 10 | 14 | 3 | 6 |
| Ole Miss | 56 | 19-50 | .380 | 7-20 | .350 | 11-17 | .647 | 35 | 20 | 8 | 18 | 0 | 7 |
| LSU (W, 15-13, 5-10) | 59 | 23-42 | .548 | 2-10 | .200 | 11-19 | .579 | 25 | 18 | 14 | 16 | 5 | 10 |
| LSU (W, 16-13, 6-10) | 59 | 18-53 | .340 | 7-12 | .583 | 16-26 | .615 | 39 | 15 | 11 | 15 | 2 | 12 |
| Auburn | 54 | 20-49 | .408 | 4-19 | .211 | 10-17 | .588 | 31 | 22 | 9 | 17 | 12 | 6 |
| SEC Tournament – Atlanta, Ga. | | | | | | | | | | | | | |
| Vanderbilt | 62 | 22-59 | .373 | 7-25 | .280 | 11-15 | .733 | 40 | 20 | 7 | 23 | 4 | 6 |
| LSU (W, 17-13) | 69 | 24-54 | .444 | 4-14 | .286 | 17-23 | .739 | 29 | 17 | 10 | 15 | 2 | 11 |
| Georgia | 76 | 31-68 | .456 | 8-20 | .400 | 6-12 | .500 | 32 | 17 | 12 | 11 | 1 | 12 |
| LSU (W, 18-13) | 78 | 26-48 | .542 | 7-12 | .583 | 19-24 | .792 | 33 | 15 | 11 | 16 | 1 | 5 |
| Miss. State | 57 | 18-51 | .353 | 5-21 | .238 | 16-24 | .667 | 35 | 19 | 10 | 13 | 2 | 8 |
| LSU (W, 18-14) | 51 | 18-46 | .391 | 3-13 | .231 | 12-17 | .706 | 30 | 20 | 6 | 16 | 1 | 6 |
| NIT – Iowa City, Iowa | | | | | | | | | | | | | |
| LSU (W, 19-14) | 63 | 23-55 | .418 | 4-14 | .286 | 13-18 | .722 | 30 | 19 | 11 | 11 | 2 | 9 |
| Iowa | 61 | 22-50 | .440 | 5-21 | .238 | 12-19 | .632 | 38 | 16 | 14 | 18 | 5 | 3 |
| NIT – Baton Rouge, La. | | | | | | | | | | | | | |
| Ball State | 75 | 25-57 | .439 | 14-26 | .538 | 11-14 | .786 | 30 | 19 | 13 | 11 | 3 | 4 |
| LSU (L,19-15) | 65 | 23-56 | .411 | 4-17 | .235 | 15-23 | .652 | 42 | 16 | 15 | 13 | 4 | 5 |

THIS IS LSU
TIGERS
COACHES
REVIEW
PREVIEW
RECORDS
HISTORY
MEDIA
LSU

Starting Lineups

Campbell (H-W)

F -- Ronald Dupree
F -- Jermaine Williams
F -- Brad Bridgewater
G -- Torris Bright
G -- Collis Temple III

Southern (H-W)

F -- Ronald Dupree
F -- Jermaine Williams
F -- Brad Bridgewater
G -- Torris Bright
G -- Collis Temple III

Weber State (N-L-ot)

F -- Ronald Dupree
F -- Jermaine Williams
F -- Brad Bridgewater
G -- Torris Bright
G -- Collis Temple III

Hawaii-Hilo (A-W)

F -- Ronald Dupree
F -- Jermaine Williams
F -- Brad Bridgewater
G -- Torris Bright
G -- Collis Temple III

Mercer (N-W)

F -- Ronald Dupree
F -- Jermaine Williams
F -- Brad Bridgewater
G -- Torris Bright
G -- Collis Temple III

Towson (H-W)

F -- Ronald Dupree
F -- Jermaine Williams
F -- Brad Bridgewater
G -- Torris Bright
G -- Collis Temple III

Northwestern State (H-W)

F -- Ronald Dupree
F -- Jermaine Williams
F -- Brad Bridgewater
G -- Torris Bright
G -- Collis Temple III

Louisiana Lafayette (H-W)

F -- Ronald Dupree
F -- Jermaine Williams
F -- Brad Bridgewater
G -- Torris Bright
G -- Collis Temple III

McNeese State (H-W)

F -- Ronald Dupree
F -- Jermaine Williams
F -- Jason Wilson
G -- Torris Bright
G -- Collis Temple III

New Orleans (A-L)

F -- Ronald Dupree
F -- Jermaine Williams
F -- Brad Bridgewater
G -- Torris Bright
G -- Antonio Hudson

Houston (H-W)

F -- Ronald Dupree
F -- Jermaine Williams
F -- Brad Bridgewater
G -- Torris Bright
G -- Collis Temple III

Miami (N-L)

F -- Ronald Dupree
F -- Jermaine Williams
F -- Brad Bridgewater
G -- Torris Bright
G -- Collis Temple III

Nicholls State (H-W)

F -- Ronald Dupree
F -- Jermaine Williams
F -- Brad Bridgewater
G -- Torris Bright
G -- Antonio Hudson

Alabama (A-L)

F -- Ronald Dupree
F -- Jermaine Williams
F -- Brad Bridgewater
G -- Torris Bright
G -- Collis Temple III

Arkansas (H-W)

F -- Ronald Dupree
F -- Jermaine Williams
F -- Brad Bridgewater
G -- Torris Bright
G -- Collis Temple III

Florida (A-L)

F -- Ronald Dupree
F -- Jermaine Williams
F -- Brad Bridgewater
G -- Torris Bright
G -- Collis Temple III

Auburn (H-W)

F -- Ronald Dupree
F -- Jermaine Williams
F -- Brad Bridgewater
G -- Torris Bright
G -- Collis Temple III

Ole Miss (A-L)

F -- Ronald Dupree
F -- Jermaine Williams
F -- Brad Bridgewater
G -- Torris Bright
G -- Antonio Hudson

Miss.State (A-L)

F -- Ronald Dupree
F -- Jermaine Williams
F -- Brad Bridgewater
G -- Torris Bright
G -- Collis Temple III

Tennessee (H-L)

F -- Ronald Dupree
F -- Jermaine Williams
F -- Brad Bridgewater
G -- Torris Bright
G -- Collis Temple III

Alabama (H-L)

F -- Ronald Dupree
F -- Jermaine Williams
F -- Brad Bridgewater
G -- Torris Bright
G -- Collis Temple III

Vanderbilt (A-L)

F -- Ronald Dupree
F -- Thomas Davis
G -- Torris Bright
G -- Collis Temple III
G -- Antonio Hudson

Kentucky (H-L)

F -- Ronald Dupree
F -- Thomas Davis
G -- Torris Bright
G -- JueMichael Young
G -- Antonio Hudson

Miss.State (H-W-ot)

F -- Ronald Dupree
F -- Jermaine Williams
F -- Brad Bridgewater
G -- Torris Bright
G -- Antonio Hudson

Arkansas (A-W)

F -- Ronald Dupree
F -- Jermaine Williams
F -- Brad Bridgewater
G -- Torris Bright
G -- Antonio Hudson

South Carolina (A-L)

F -- Ronald Dupree
F -- Jermaine Williams
F -- Brad Bridgewater
G -- Torris Bright
G -- Antonio Hudson

Georgia (H-L)

F -- Ronald Dupree
F -- Jermaine Williams
F -- Brad Bridgewater
G -- Torris Bright
G -- Antonio Hudson

Ole Miss (H-W)

F -- Ronald Dupree
F -- Jermaine Williams
F -- Brad Bridgewater
G -- Torris Bright
G -- Antonio Hudson

Auburn (A-W)

F -- Ronald Dupree
F -- Jermaine Williams
F -- Brad Bridgewater
G -- Torris Bright
G -- Antonio Hudson

Vanderbilt (SECT-W)

F -- Ronald Dupree
F -- Jermaine Williams
F -- Brad Bridgewater
G -- Torris Bright
G -- Antonio Hudson

Georgia (SECT-W)

F -- Ronald Dupree
F -- Jermaine Williams
F -- Brad Bridgewater
G -- Torris Bright
G -- Antonio Hudson

Miss.State (SECT-W)

F -- Ronald Dupree
F -- Jermaine Williams
F -- Brad Bridgewater
G -- Torris Bright
G -- Antonio Hudson

Iowa (NIT-A-W)

F -- Ronald Dupree
F -- Jermaine Williams
F -- Brad Bridgewater
G -- Torris Bright
G -- Antonio Hudson

Ball State (NIT-H-L)

F -- Ronald Dupree
F -- Jermaine Williams
F -- Brad Bridgewater
G -- Torris Bright
G -- Antonio Hudson

LINEUP RECORDS

11-7

Ronald Dupree
Jermaine Williams
Brad Bridgewater
Torris Bright
Collis Temple III

8-6

Ronald Dupree
Jermaine Williams
Brad Bridgewater
Torris Bright
Collis Temple III

0-1

Ronald Dupree
Thomas Davis
Torris Bright
Collis Temple III
Antonio Hudson

0-1

Ronald Dupree
Thomas Davis
Torris Bright
JueMichael Young
Antonio Hudson

Senior Farewell



PETE Bozek

2000-02
Harahan,La.

Walked on to the team in early November 2000, after the injury to Brad Bridgewater

SENIOR SEASON (2001-2002)

Played in five games for a total of nine minutes against Campbell, Towson, Northwestern State, McNeese State and Nicholls State ... Hit two field goal attempts against Northwestern State, including a three pointer, while grabbing two rebounds to go with his five points in two minutes (Dec. 2) ... Finished 2-for-5 from the field with 5 total points (1.0 ppg average) and 0.6 rebound average.

BOZEK'S CAREER TOTALS

| Season | GP-GS | FG-FGA | Pct. | 3FG-FGA | Pct. | FT-FTA | Pct. | Reb-Avg. | PF-D | A | TO | BLK | ST | Pts-Avg. | Min. |
|---------------|-------------|-------------|-------------|------------|-------------|------------|-------------|--------------|------------|----------|----------|----------|----------|--------------|-----------|
| 2000-01 | 7-0 | 1-8 | .125 | 0-2 | .000 | 0-0 | .000 | 5-0.7 | 4-0 | 1 | 0 | 1 | 0 | 2-0.3 | 21 |
| 2001-02 | 5-0 | 2-5 | .400 | 1-3 | .333 | 0-0 | .000 | 3-0.6 | 3-0 | 1 | 4 | 0 | 0 | 5-1.0 | 9 |
| Totals | 12-0 | 3-13 | .231 | 1-5 | .200 | 0-0 | .000 | 8-0.7 | 7-0 | 2 | 4 | 1 | 0 | 7-0.6 | 30 |



JERMAINE Williams

1998-2002
Baton Rouge,La.

SENIOR SEASON (2001-2002)

Williams started 32 of 34 games his senior season and played over 1,000 minutes his final year (1,017) ... Averaged 6.3 points per game, 4.6 rebounds, 2.6 assists and 2.2 steals ... Finished the year third in the league in steals average ... Finished ninth on the LSU single season steals list with 76, the first player to crack that top 10 since 1994 ... Had six games in double figures, giving him 25 for his career ... Had season highs of 13 points against both Miami in the Sugar Bowl Classic (Nov. 27) and 13 in his regular season home finale against Ole Miss (Feb. 27) ... Had 10 rebounds in the regular season finale at Auburn (March 2) ... Had his best season at the free throw line, making 70-of-82, for 85.4 percent ... Closed his career by making 22 consecutive free throws over the last six games, including a one-game career high of eight against Iowa (March 13).

SEC Academic Honor Roll -2001

Did a little bit of everything during his four-year career at LSU ... Started just about every game beginning with the second SEC game of the 2001 season through the entire 2002 NIT campaign ... Played in two post-season tournaments in his three-year career.

WILLIAMS' CAREER TOTALS

| Season | GP-GS | FG-FGA | Pct. | 3FG-FGA | Pct. | FT-FTA | Pct. | Reb-Avg. | PF-D | A | TO | BLK | ST | Pts-Avg. | Min. |
|---------------|---------------|----------------|-------------|---------------|-------------|----------------|-------------|----------------|--------------|------------|------------|-----------|------------|---------------|-------------|
| 1998-99 | 26-4 | 48-110 | .436 | 19-46 | .413 | 25-32 | .781 | 80-3.1 | 31-0 | 33 | 31 | 4 | 13 | 140-5.4 | 534 |
| 1999-00 | 31-5 | 45-105 | .429 | 14-40 | .350 | 43-56 | .768 | 73-2.4 | 41-0 | 56 | 34 | 5 | 23 | 147-4.7 | 633 |
| 2000-01 | 29-20 | 76-153 | .497 | 5-17 | .294 | 59-85 | .694 | 114-3.9 | 53-1 | 55 | 34 | 7 | 42 | 216-7.4 | 840 |
| 2001-02 | 34-32 | 71-141 | .504 | 3-11 | .273 | 70-82 | .854 | 158-4.6 | 60-2 | 88 | 56 | 13 | 76 | 215-6.3 | 1016 |
| Totals | 120-61 | 240-509 | .472 | 41-114 | .360 | 197-255 | .773 | 425-3.5 | 185-3 | 232 | 155 | 29 | 154 | 718-60 | 3023 |



JASON Willson

2000-2002
DeQuincy, La.

play more minutes because of the injury to Brad Bridgewater ... Added depth to the forward position for the 2001-2002 team.

SENIOR SEASON (2001-2002)

Willson saw action in 30 games his senior season for LSU, starting one game ... He averaged 10.6 minutes per game, 1.7 points per game and 2.1 rebounds a game ... Biggest bucket of senior season was a tip-in in overtime to give LSU a lead it would never relinquish against Mississippi State, starting LSU on its 7-4 finish over the last 11 games ... Season high points was nine against McNeese State on Dec. 15 ... Had best of seven rebounds against Mississippi State in the SEC Tournament semis (March 9).

WILLIAMS' CAREER TOTALS

| Season | GP-GS | FG-FGA | Pct. | 3FG-FGA | Pct. | FT-FTA | Pct. | Reb-Avg. | PF-D | A | TO | BLK | ST | Pts-Avg. | Min. |
|---------------|-------------|---------------|-------------|------------|-------------|--------------|-------------|----------------|--------------|----------|-----------|----------|-----------|----------------|------------|
| 2000-01 | 29-1 | 44-87 | .506 | 0-0 | .000 | 20-31 | .645 | 102-3.5 | 72-2 | 3 | 17 | 6 | 7 | 108-3.7 | 491 |
| 2001-02 | 30-1 | 18-42 | .429 | 0-0 | .000 | 14-31 | .452 | 62-2.1 | 35-0 | 5 | 17 | 1 | 7 | 50-1.7 | 320 |
| Totals | 59-2 | 62-129 | .481 | 0-0 | .000 | 34-62 | .548 | 164-2.8 | 107-2 | 8 | 34 | 7 | 14 | 158-2.7 | 811 |

NCAA Statistics

TIGERS
 COACHES
 REVIEW
 PREVIEW
 RECORDS
 HISTORY
 LSU
 MEDIA

Individual Statistics

Points Per Game

| Team | G | FG | 3FG | FT | PTS | PPG |
|---------------------------------|----|-----|-----|-----|-----|------|
| Jason Conley, VMI | 28 | 285 | 79 | 171 | 820 | 29.3 |
| Henry Domerant, Eastern Ill. | 31 | 262 | 104 | 189 | 817 | 26.4 |
| Mire Chatman, Tex.-Pan American | 29 | 265 | 65 | 165 | 760 | 26.2 |
| Ernest Bremer, St. Bonaventure | 30 | 231 | 88 | 188 | 738 | 24.6 |
| Melvin Ely, Fresno St. | 28 | 246 | 0 | 161 | 653 | 23.3 |
| Lynn Greer, Temple | 31 | 226 | 95 | 172 | 719 | 23.2 |
| Nick Stapleton, Austin Peay | 32 | 270 | 72 | 130 | 742 | 23.2 |
| Keith McLeod, Bowling Green | 33 | 224 | 89 | 218 | 755 | 22.9 |
| Chris Davis, North Texas | 29 | 217 | 46 | 173 | 653 | 22.5 |
| Ricky Minard, Morehead St. | 29 | 227 | 65 | 127 | 646 | 22.3 |

Field-Goal Percentage (Min.5 FGM/G)

| Name, Team | G | FGM | FGA | FG% |
|------------------------------------|----|-----|-----|------|
| Adam Mark, Belmont | 26 | 150 | 212 | 70.8 |
| Carlos Boozer, Duke | 35 | 230 | 346 | 66.5 |
| David Harrison, Colorado | 27 | 139 | 218 | 63.8 |
| Rolan Roberts, Southern Ill. | 36 | 209 | 346 | 60.4 |
| Jermaine Hall, Wagner | 29 | 240 | 400 | 60.0 |
| Chris Sockwell, St. Francis (N.Y.) | 29 | 155 | 260 | 59.6 |
| Len Matela, Bowling Green | 33 | 192 | 323 | 59.4 |
| Justin Rowe, Maine | 30 | 158 | 266 | 59.4 |
| James Moore, New Mexico St. | 32 | 184 | 310 | 59.4 |
| Nick Collison, Kansas | 37 | 245 | 414 | 59.2 |

Three-Point Field-Goal Percentage

| Name, Team | G | 3FG | 3FGA | 3FG% |
|-------------------------------|----|-----|------|------|
| Dante Swanson, Tulsa | 33 | 73 | 149 | 49.0 |
| Cain Doliboa, Wright St. | 28 | 104 | 217 | 47.9 |
| Jake Sullivan, Iowa St. | 28 | 60 | 127 | 47.2 |
| Jeff Boschee, Kansas | 37 | 110 | 237 | 46.4 |
| Ray Abellard, UCF | 29 | 80 | 173 | 46.2 |
| Cameron Crisp, Tennessee Tech | 34 | 72 | 156 | 46.2 |
| John Hamilton, Weber St. | 29 | 76 | 165 | 46.1 |
| Eric Channing, New Mexico St. | 31 | 81 | 176 | 46.0 |
| Jordan Kardos, Ill.-Chicago | 34 | 69 | 150 | 46.0 |
| Dan Dickau, Gonzaga | 32 | 117 | 256 | 45.7 |

Team Statistics

Scoring Offense

| Team | GM | W-L | PTS | PPG |
|----------------|----|-------|------|------|
| Kansas | 37 | 33-4 | 3365 | 90.9 |
| Duke | 35 | 31-4 | 3112 | 88.9 |
| Oregon | 35 | 26-9 | 2994 | 85.5 |
| TCU | 31 | 16-15 | 2645 | 85.3 |
| Maryland | 36 | 32-4 | 3060 | 85.0 |
| Arizona | 34 | 24-10 | 2793 | 82.1 |
| Wake Forest | 34 | 21-13 | 2789 | 82.0 |
| East Tenn. St. | 28 | 18-10 | 2281 | 81.5 |
| Wagner | 29 | 19-10 | 2362 | 81.4 |
| Pepperdine | 31 | 22-9 | 2519 | 81.3 |

Scoring Margin

| Team | GM | PPG | OPPPPG | MAR |
|-------------|----|------|--------|------|
| Duke | 35 | 88.9 | 69.2 | 19.7 |
| Cincinnati | 35 | 78.2 | 60.4 | 17.8 |
| Kansas | 37 | 90.9 | 74.7 | 16.2 |
| Gonzaga | 33 | 81.1 | 66.6 | 14.5 |
| Maryland | 36 | 85.0 | 70.9 | 14.1 |
| Florida | 31 | 80.5 | 66.6 | 13.9 |
| Oklahoma | 36 | 78.0 | 64.6 | 13.3 |
| Western Ky. | 32 | 77.8 | 64.7 | 13.2 |
| Oregon | 35 | 85.5 | 72.5 | 13.0 |
| Butler | 32 | 70.3 | 57.8 | 12.6 |

Rebound Margin

| Team | GM | RPG | OPPRPG | MAR |
|-------------------|----|------|--------|-----|
| Gonzaga | 33 | 41.5 | 32.6 | 8.9 |
| Louisiana Tech | 32 | 40.9 | 32.2 | 8.8 |
| Kansas | 37 | 44.3 | 35.5 | 8.7 |
| Stanford | 30 | 41.8 | 33.3 | 8.5 |
| Dayton | 32 | 39.9 | 31.7 | 8.3 |
| Michigan St. | 31 | 37.5 | 29.6 | 7.9 |
| Wyoming | 31 | 40.2 | 32.4 | 7.7 |
| Tennessee Tech | 34 | 38.5 | 31.3 | 7.2 |
| Central Conn. St. | 32 | 39.0 | 32.0 | 7.0 |
| Virginia Tech | 28 | 39.8 | 33.1 | 6.8 |

Blocked Shots Per Game

| Team | GM | BLKS | BKPG |
|--------------|----|------|------|
| Connecticut | 34 | 236 | 6.9 |
| Rutgers | 31 | 215 | 6.9 |
| Fairfield | 29 | 199 | 6.9 |
| La.-Monroe | 32 | 217 | 6.8 |
| Georgetown | 30 | 191 | 6.4 |
| Maine | 30 | 182 | 6.1 |
| Maryland | 36 | 216 | 6.0 |
| Miami (Fla.) | 32 | 190 | 5.9 |
| Chattanooga | 30 | 175 | 5.8 |
| Kansas | 37 | 210 | 5.7 |

Three-Point Field Goals Per Game

| Name, Team | G | 3FG | 3PG |
|----------------------------------|----|-----|-----|
| Cain Doliboa, Wright St. | 28 | 104 | 3.7 |
| Jobey Thomas, Charlotte | 30 | 110 | 3.7 |
| Dan Dickau, Gonzaga | 32 | 117 | 3.7 |
| Wes Burtner, Belmont | 28 | 100 | 3.6 |
| Jason Morgan, St. Francis (N.Y.) | 28 | 100 | 3.6 |
| Sharif Chambliss, Penn St. | 28 | 99 | 3.5 |
| Travis Cantrell, Citadel | 29 | 102 | 3.5 |
| Bryan Buchanan, IUPUI | 25 | 84 | 3.4 |
| Henry Domerant, Eastern Ill. | 31 | 104 | 3.4 |
| Nick Zachery, Ark.-Little Rock | 28 | 93 | 3.3 |

Free-Throw Percentage (Minimum 2.5 FTM/G)

| Name, Team | G | FT | FTA | FT% |
|-------------------------------|----|-----|------|------|
| Cary Cochran, Nebraska | 28 | 71 | 77 | 92.2 |
| Gary Buchanan, Villanova | 32 | 112 | 123 | 91.1 |
| Cain Doliboa, Wright St. | 28 | 80 | 88 | 90.9 |
| Salim Stoudamire, Arizona | 34 | 103 | 114 | 90.4 |
| John Sullivan, Iowa St. | 28 | 117 | 130 | 90.0 |
| Jobey Thomas, Charlotte | 30 | 98 | 109 | 89.9 |
| Juan Dixon, Maryland | 36 | 14 | 1157 | 89.8 |
| Chris Spatola, Army | 28 | 113 | 126 | 89.7 |
| Eric Channing, New Mexico St. | 31 | 93 | 104 | 89.4 |
| Travis Cantrell, Citadel | 29 | 92 | 103 | 89.3 |

Rebounds Per Game

| Name, Team | G | REB | RPG |
|----------------------------|----|-----|------|
| Jeremy Bishop, Quinnipiac | 29 | 347 | 12.0 |
| Bruce Jenkins, N.C. A&T | 28 | 329 | 11.8 |
| Curtis Borchardt, Stanford | 29 | 332 | 11.4 |
| Drew Gooden, Kansas | 37 | 423 | 11.4 |
| Corey Jackson, Nevada | 29 | 323 | 11.1 |
| Reggie Evans, Iowa | 34 | 378 | 11.1 |
| Trevor Gaines, Vermont | 29 | 320 | 11.0 |
| Theron Smith, Ball St. | 35 | 381 | 10.9 |
| Ryan Humphrey, Notre Dame | 31 | 337 | 10.9 |
| Stephane Pelle, Colorado | 29 | 314 | 10.8 |

Assists Per Game

| Name, Team | G | AST | APG |
|------------------------------|----|-----|-----|
| T.J. Ford, Texas | 33 | 273 | 8.3 |
| Steve Blake, Maryland | 36 | 286 | 7.9 |
| Edward Scott, Clemson | 30 | 238 | 7.9 |
| Sean Kennedy, Marist | 28 | 222 | 7.9 |
| Chris Thomas, Notre Dame | 33 | 252 | 7.6 |
| Matt Montague, Brigham Young | 30 | 217 | 7.2 |
| Brandin Knight, Pittsburgh | 35 | 251 | 7.2 |
| Mychal Covington, Oakland | 28 | 198 | 7.1 |
| Reggie Kohn, South Fla. | 32 | 220 | 6.9 |
| Aaron Miles, Kansas | 37 | 252 | 6.8 |

Blocked Shots Per Game

| Name, Team | G | Blk | AvG. |
|--------------------------------|----|-----|------|
| Wojciech Myrda, La.-Monroe | 32 | 172 | 5.4 |
| D'or Fischer, Northwestern St. | 30 | 133 | 4.4 |
| Emeka Okafor, Connecticut | 34 | 138 | 4.1 |
| Justin Rowe, Maine | 30 | 121 | 4.0 |
| Deng Gai, Fairfield | 29 | 115 | 4.0 |
| Nick Billings, Binghamton | 21 | 80 | 3.8 |
| Moussa Badiane, East Caro. | 24 | 87 | 3.6 |
| Jason Jennings, Arkansas St. | 30 | 101 | 3.4 |
| Kendrick Moore, Oral Roberts | 31 | 103 | 3.3 |
| Robert Battle, Drexel | 28 | 91 | 3.3 |

Steals Per Game

| Name, Team | G | ST | STPG |
|----------------------------------|----|-----|------|
| Desmond Cambridge, Alabama A&M | 29 | 160 | 5.5 |
| John Linehan, Providence | 31 | 139 | 4.5 |
| Mire Chatman, Tex.-Pan American | 29 | 105 | 3.6 |
| Marques Green, St. Bonaventure | 30 | 102 | 3.4 |
| Marcus Hatten, St. John's (N.Y.) | 32 | 105 | 3.3 |
| Carlos Morban, Florida Int'l | 29 | 87 | 3.0 |
| Jason Conley, VMI | 28 | 82 | 2.9 |
| James Thues, Syracuse | 36 | 101 | 2.8 |
| Markus Carr, Cal St. Northridge | 28 | 78 | 2.8 |
| Kevin Braswell, Georgetown | 30 | 81 | 2.7 |

Assists Per Game

| Team | GM | AST | APG |
|--------------|----|-----|------|
| Kansas | 37 | 767 | 20.7 |
| Maryland | 36 | 714 | 19.8 |
| Notre Dame | 33 | 629 | 19.1 |
| Texas Tech | 32 | 588 | 18.4 |
| Belmont | 28 | 506 | 18.1 |
| Duke | 35 | 625 | 17.9 |
| Quinnipiac | 30 | 530 | 17.7 |
| Pennsylvania | 32 | 561 | 17.5 |
| Colorado | 29 | 508 | 17.5 |
| South Fla. | 32 | 555 | 17.3 |

Steals Per Game

| Team | GM | ST | STPG |
|--------------------|----|-----|------|
| Alabama A&M | 29 | 395 | 13.6 |
| Ark.-Pine Bluff | 28 | 311 | 11.1 |
| Providence | 31 | 342 | 11.0 |
| Syracuse | 36 | 394 | 10.9 |
| Tenn.-Martin | 29 | 310 | 10.7 |
| Arkansas | 29 | 306 | 10.6 |
| Rutgers | 31 | 324 | 10.5 |
| Cal St. Northridge | 28 | 289 | 10.3 |
| VMI | 28 | 287 | 10.3 |
| Tennessee St. | 28 | 286 | 10.2 |

Scoring Defense

| Team | GM | OPPPG | OPPPPG |
|--------------------|----|-------|--------|
| Columbia | 28 | 1596 | 57.0 |
| Princeton | 28 | 1606 | 57.4 |
| Butler | 32 | 1849 | 57.8 |
| Utah St. | 31 | 1800 | 58.1 |
| Northwestern | 29 | 1715 | 59.1 |
| Holy Cross | 33 | 1968 | 59.6 |
| Samford | 29 | 1748 | 60.3 |
| Cincinnati | 35 | 2115 | 60.4 |
| Marquette | 33 | 2004 | 60.7 |
| Col. of Charleston | 30 | 1824 | 60.8 |

Field-Goal Percentage Defense

| Team | GM | OPPPG | OPPPGA | OPPPG% |
|--------------------|----|-------|--------|--------|
| Va. Commonwealth | 32 | 767 | 2052 | 37.4 |
| Cincinnati | 35 | 761 | 2035 | 37.4 |
| Col. of Charleston | 30 | 663 | 1762 | 37.6 |
| Davidson | 31 | 692 | 1822 | 38.0 |
| Connecticut | 34 | 830 | 2182 | 38.0 |
| UC Santa Barb. | 31 | 623 | 1625 | 38.3 |
| Gonzaga | 33 | 773 | 2006 | 38.5 |
| Boston U. | 32 | 687 | 1760 | 39.0 |
| Villanova | 32 | 739 | 1883 | 39.2 |
| La.-Lafayette | 31 | 709 | 1803 | 39.3 |

Field-Goal Percentage

| Team | GM | FGM | FGA | FG% |
|---------------|----|------|------|------|
| Kansas | 37 | 1259 | 2487 | 50.6 |
| Duke | 35 | 1093 | 2209 | 49.5 |
| Bowling Green | 33 | 834 | 1709 | 48.8 |
| Oregon | 35 | 1014 | 2082 | 48.7 |
| Ohio St. | 32 | 825 | 1702 | 48.5 |
| Ohio | 28 | 741 | 1531 | 48.4 |
| Morehead St. | 29 | 796 | 1647 | 48.3 |
| Connecticut | 34 | 972 | 2012 | 48.3 |
| Maryland | 36 | 1083 | 2248 | 48.2 |
| Hampton | 33 | 933 | 1940 | 48.1 |

Three-Point Field Goals Per Game

| Team | GM | 3FG | 3PG |
|------------------|----|-----|------|
| St. Bonaventure | 30 | 314 | 10.5 |
| Dartmouth | 27 | 263 | 9.7 |
| Nebraska | 28 | 267 | 9.5 |
| Belmont | 28 | 264 | 9.4 |
| Troy St. | 28 | 258 | 9.2 |
| Baylor | 30 | 273 | 9.1 |
| Missouri | 36 | 326 | 9.1 |
| Mississippi Val. | 29 | 258 | 8.9 |
| Wis.-Milwaukee | 29 | 257 | 8.9 |

Three-Point Field-Goal Percentage

| Team | GM | 3FG | 3FGA | 3FG% |
|-------------------|----|-----|------|------|
| Marshall | 30 | 252 | 595 | 42.4 |
| Oregon | 35 | 304 | 721 | 42.2 |
| Kansas | 37 | 224 | 536 | 41.8 |
| Indiana | 37 | 270 | 659 | 41.0 |
| Portland St. | 28 | 233 | 570 | 40.9 |
| UCF | 29 | 200 | 492 | 40.7 |
| Southwest Mo. St. | 32 | 201 | 495 | 40.6 |
| Utah | 30 | 236 | 582 | 40.5 |
| Ill.-Chicago | 34 | 251 | 619 | 40.5 |
| Tulsa | 34 | 259 | 639 | 40.5 |
| Wright St. | 28 | 222 | 548 | 40.5 |

Won-Lost Percentage

| Team | W-L | Pct |
|-------------------|------|------|
| Kansas | 33-4 | 89.2 |
| Maryland | 32-4 | 88.9 |
| Cincinnati | 31-4 | 88.6 |
| Duke | 31-4 | 88.6 |
| Western Ky. | 28-4 | 87.5 |
| Oklahoma | 31-5 | 86.1 |
| Central Conn. St. | 27-5 | 84.4 |
| Kent St. | 30-6 | 83.3 |
| Pittsburgh | 29-6 | 82.9 |
| Hawaii | 27-6 | 81.8 |

SEC Review

2001-02 Final SEC Standings

EASTERN DIVISION

| | SEC | Pct. | Overall | Pct. |
|----------------|------|------|---------|------|
| Georgia ^ | 10-6 | .625 | 22-10 | .688 |
| Kentucky ^ | 10-6 | .625 | 22-10 | .688 |
| Florida ^ | 10-6 | .625 | 22-9 | .710 |
| Tennessee | 7-9 | .438 | 15-16 | .484 |
| Vanderbilt | 6-10 | .375 | 17-15 | .531 |
| South Carolina | 6-10 | .375 | 22-15 | .595 |

^Eastern Division Co-Champions

WESTERN DIVISION

| | | | | |
|---------------------|-------------|-------------|--------------|-------------|
| Alabama * ^ | 12-4 | .750 | 27-8 | .771 |
| Mississippi State ! | 10-6 | .625 | 27-8 | .771 |
| Ole Miss | 9-7 | .563 | 20-11 | .645 |
| LSU | 6-10 | .375 | 19-15 | .559 |
| Arkansas | 6-10 | .375 | 14-15 | .483 |
| Auburn | 4-12 | .250 | 12-16 | .429 |

* SEC Champion ^Western Division Champions

! SEC Tournament Champion

SEC Players of the Week

| | |
|-----------------------|---|
| Nov. 12-18 | Vincent Yarbrough, Tennessee |
| Nov. 19-25 | Ezra Williams, Georgia |
| Nov. 26-Dec. 2 | Collis Temple III, LSU |
| Dec. 3-9 | Justin Reed, Ole Miss |
| Dec. 10-16 | Marquis Daniels, Auburn Udonis Haslem, Florida |
| Dec. 17-22 | Jannero Pargo, Arkansas |
| Dec. 23-Jan. 1 | Tayshaun Prince, Kentucky |
| Jan. 2-6 | Mario Austin, Mississippi State |
| Jan. 7-13 | Ezra Williams, Georgia |
| Jan. 14-20 | Matt Freije, Vanderbilt |
| Jan. 21-27 | Jannero Pargo, Arkansas |
| Jan. 28-Feb. 3 | Vincent Yarbrough, Tennessee |
| Feb. 4-10 | Matt Bonner, Florida |
| Feb. 11-17 | Erwin Dudley, Alabama |
| Feb. 18-24 | Tayshaun Prince, Kentucky |
| Feb. 25-March 3 | Mario Austin, Mississippi State |

2001-02 Attendance Figures

| TEAM | GMS | ATTEND. | AVG. | LARGEST CROWD/OPP. |
|-------------------|-----------|----------------|--------------|--------------------------|
| Kentucky | 15 | 315,203 | 21,014 | 24,330/Louisville |
| Arkansas | 16 | 241,033 | 15,065 | 19,419/Oklahoma |
| Tennessee | 14 | 199,221 | 14,230 | 17,260/Kentucky |
| Florida | 15 | 162,069 | 10,805 | 12,497/Vanderbilt |
| South Carolina | 18 | 187,827 | 10,435 | 11,209/Florida |
| Alabama | 17 | 167,180 | 9,834 | 15,316/four times |
| Auburn | 16 | 151,200 | 9,450 | 10,500/twice |
| Georgia | 13 | 117,834 | 9,064 | 10,523/six times |
| Vanderbilt | 17 | 150,325 | 8,843 | 14,168/twice |
| LSU | 17 | 143,718 | 8,454 | 12,696/Ball State |
| Ole Miss | 14 | 94,953 | 6,782 | 9,311/Alabama |
| Mississippi State | 14 | 79,642 | 5,689 | 9,347/Mississippi State |

POSTSEASON TOURNAMENT

2002 SEC Tournament

Atlanta, Ga. – Georgia Dome

FIRST ROUND

LSU 69, Vanderbilt 62

Tennessee 68, Arkansas 61

Florida 81, Auburn 63

South Carolina 69, Ole Miss 67

SECOND ROUND

LSU 78, Georgia 76

Alabama 91, Tennessee 72

Mississippi State 62, Florida 52

South Carolina 70, Kentucky 57

SEMIFINALS

Mississippi State 57, LSU 51

Alabama 91, South Carolina 57

FINALS

Mississippi State 61, Alabama 58

NCAA Tournament Results

EAST REGION

1st Round -- Kentucky 83, Valparaiso 68

1st Round – Georgia 85, Murray State 68

2nd Round -- Kentucky 87, Tulsa 82

2nd Round – Southern Illinois 77, Georgia 75

Regionals – Maryland 78, Kentucky 68

SOUTH REGION

1st Round – Alabama 86, Florida Atlantic 78

2nd Round – Kent State 71, Alabama 58

MIDWEST REGION

1st Round – Mississippi State 70,

McNeese State 58

1st Round – Creighton 83, Florida 82

2nd round – Texas 68, Mississippi State 64

WEST REGION

1st Round – UCLA 80, Ole Miss 58

NIT Results

Opening Round – Vanderbilt 59, Houston 50

1st Round – South Carolina 74, Virginia 67

1st Round – LSU 63, Iowa 61

1st Round – Louisiana Tech 83, Vanderbilt 68

2nd Round – Ball State 75, LSU 65

2nd Round – South Carolina 75, UNLV 65

3rd Round – South Carolina 82, Ball State 47

NIT Semifinals – South Carolina 66,

Syracuse 59

NIT Championships – Memphis 72,

South Carolina 62

SEC Postseason Honors

Coaches All-SEC Team

FIRST TEAM

Erwin Dudley, Alabama*
Udonis Haslem, Florida
Jarvis Hayes, Georgia
Tayshaun Price, Kentucky
Vincent Yarbrough, Tennessee

SECOND TEAM

Matt Bonner, Florida
Brett Nelson, Florida

Ronald Dupree, LSU

Justin Reed, Ole Miss
Mario Austin, Mississippi State
Marcus Haislip, Tennessee

THIRD TEAM

Rod Grizzard, Alabama
Jannero Pargo, Arkansas
Ezra Williams, Georgia
Jamel Bradley, South Carolina
Matt Freije, Vanderbilt

SEC All-Freshman Team

Maurice Williams, Arkansas
Brandon Robinson, Auburn
David Lee, Florida
Chuck Hayes, Kentucky
Brian Thornton, Vanderbilt

SEC Coach of the Year

Mark Gottfried, Alabama

SEC Player of the Year

Erwin Dudley, Alabama

SEC Freshman of the Year

Maurice Williams, Alabama*
**Unanimous Selection*

AP All-SEC Team

Erwin Dudley, Alabama
Udonis Haslem, Florida
Jarvis Hayes, Georgia
Tayshaun Prince, Kentucky
Vincent Yarbrough, Tennessee

SECOND TEAM

Matt Bonner, Florida
Brett Nelson, Florida
Ezra Williams, Georgia

Ronald Dupree, LSU

Mario Austin, Mississippi State

THIRD TEAM

Rod Grizzard, Alabama
Maurice Williams, Alabama
Jannero Pargo, Arkansas
Justin Reed, Ole Miss
Derrick Zimmerman, Miss. State
Marcus Haislip, Tennessee

AP SEC Coach of the Year

Mark Gottfried, Alabama

AP SEC Player of the Year

Erwin Dudley, Alabama

AP SEC Newcomer of the Year

Jarvis Hayes, Georgia

SEC Academic Honor Roll

James Bakken, Alabama
Terrance Meade, Alabama
Travis Stinnett, Alabama
Mack McGadney, Auburn
Matt Bonner, Florida
Ladarius Halton, Florida
David Kliewer, Florida
Brett Nelson, Florida
Brent Wright, Florida
Michael Patrick, Georgia
J. P. Blevins, Kentucky

Brian Green, LSU

Collis Temple III, LSU

John Engstrom, Ole Miss
Corey Stidham, Miss. State
Marius Petravičius, S. Carolina
Matt Carter, Vanderbilt
Greg LaPointe, Vanderbilt

SEC All-Tournament Team

Mario Austin, Mississippi State (MVP)
Rod Grizzard, Alabama
Antonio Hudson, LSU
Derrick Zimmerman, Mississippi State
Tony Kitchings, South Carolina

NABC All-District Teams

District 6

FIRST TEAM

Rod Grizzard, Alabama
Udonis Haslem, Florida
Brett Nelson, Florida
Jarvis Hayes, Georgia

SECOND TEAM

Erwin Dudley, Alabama
Justin Reed, Ole Miss
Mario Austin, Mississippi State

Co-Coach of the Year

Mark Gottfried, Alabama
Jim Harrick, Georgia

District 7

FIRST TEAM

Tayshaun Prince, Kentucky
Vincent Yarbrough, Tennessee

SECOND TEAM

Marcus Haislip, Tennessee

District 8

FIRST TEAM

Ronald Dupree, LSU

SECOND TEAM

Collis Temple III, LSU

District 9

FIRST TEAM

Jannero Pargo, Arkansas

USBWA All-District Teams

District IV

Erwin Dudley, Alabama
Matt Bonner, Florida
Udonis Haslem, Florida
Jarvis Hayes, Georgia
Tayshaun Prince, Kentucky
Mario Austin, Miss. State
Vincent Yarbrough, Tennessee

Player of the Year

Erwin Dudley, Alabama

Coach of the Year

Mark Gottfried, Alabama

District VI

Ronald Dupree

SEC All-Americans

Associated Press

THIRD TEAM

Erwin Dudley, Alabama
Tayshaun Prince, Kentucky

Basketball America

THIRD TEAM

Erwin Dudley, Alabama

Basketball Times

THIRD TEAM

Erwin Dudley, Alabama

CNNSI.COM

HONORABLE MENTION

Erwin Dudley, Alabama
Jarvis Hayes, Georgia

Newcomer of the Year

Jarvis Hayes, Georgia

NABC All-America

SECOND TEAM

Udonis Haslem, Florida
Tayshaun Prince, Kentucky

The Sporting News

Freshman of the Year
Maurice Williams, Alabama

CoSIDA Academic All-America

FIRST TEAM

Matt Bonner, Florida

Basketball Times Freshman All-America

SECOND TEAM

Maurice Williams, Alabama

Basketball Times All-South

Erwin Dudley, Alabama
Udonis Haslem, Florida
Jarvis Hayes, Georgia
Tayshaun Prince, Kentucky

SEC Team Statistics

SCORING OFFENSE

| | G | Pts | Avg. |
|-------------------|-----------|-------------|-------------|
| Florida | 31 | 2495 | 80.5 |
| Kentucky | 32 | 2460 | 76.9 |
| Georgia | 32 | 2444 | 76.4 |
| Alabama | 35 | 2658 | 75.9 |
| Arkansas | 29 | 2171 | 74.9 |
| Mississippi State | 35 | 2582 | 73.8 |
| Ole Miss | 31 | 2232 | 72.0 |
| Tennessee | 31 | 2223 | 71.7 |
| Vanderbilt | 32 | 2290 | 71.6 |
| LSU | 34 | 2324 | 68.4 |
| South Carolina | 37 | 2527 | 68.3 |
| Auburn | 28 | 1835 | 65.5 |

SCORING DEFENSE

| | G | Pts. | Avg |
|-------------------|-----------|-------------|-------------|
| South Carolina | 37 | 2279 | 61.6 |
| LSU | 34 | 2176 | 64.0 |
| Ole Miss | 31 | 1993 | 64.3 |
| Florida | 31 | 2064 | 66.6 |
| Auburn | 28 | 1865 | 66.6 |
| Mississippi State | 35 | 2334 | 66.7 |
| Alabama | 35 | 2334 | 66.7 |
| Kentucky | 32 | 2183 | 68.2 |
| Tennessee | 31 | 2195 | 70.8 |
| Georgia | 32 | 2271 | 71.0 |
| Vanderbilt | 32 | 2318 | 72.4 |
| Arkansas | 29 | 2108 | 72.7 |

SCORING MARGIN

| | G | Off. | Def. | Mar. |
|-------------------|-----------|-------------|-------------|-------------|
| Florida | 31 | 80.5 | 66.6 | +13.9 |
| Alabama | 35 | 75.9 | 66.7 | +9.3 |
| Kentucky | 32 | 76.9 | 68.2 | +8.7 |
| Ole Miss | 31 | 72.0 | 64.3 | +7.7 |
| Mississippi State | 35 | 73.8 | 66.7 | +7.1 |
| South Carolina | 37 | 68.3 | 61.6 | +6.7 |
| Georgia | 32 | 76.4 | 71.0 | +5.4 |
| LSU | 34 | 68.4 | 64.0 | +4.4 |
| Arkansas | 29 | 74.9 | 72.7 | +2.2 |
| Tennessee | 31 | 71.7 | 70.8 | +0.9 |
| Vanderbilt | 32 | 71.6 | 72.4 | -0.9 |
| Auburn | 28 | 65.5 | 66.6 | -1.1 |

FREE THROW PCT.

| | G | FTM | FTA | Pct. |
|-------------------|-----------|------------|------------|-------------|
| Ole Miss | 31 | 507 | 687 | .738 |
| Georgia | 32 | 513 | 696 | .737 |
| Alabama | 35 | 621 | 844 | .734 |
| Vanderbilt | 32 | 426 | 582 | .732 |
| Florida | 31 | 479 | 687 | .697 |
| Tennessee | 31 | 441 | 644 | .685 |
| Kentucky | 32 | 431 | 638 | .676 |
| LSU | 34 | 420 | 626 | .671 |
| South Carolina | 37 | 464 | 699 | .664 |
| Mississippi State | 35 | 504 | 772 | .653 |
| Arkansas | 29 | 389 | 598 | .651 |
| Auburn | 28 | 354 | 597 | .593 |

FIELD GOAL PERCENTAGE

| | G | FG | FGA | Pct. |
|-------------------|-----------|------------|-------------|-------------|
| Mississippi State | 35 | 943 | 1965 | .480 |
| Florida | 31 | 892 | 1899 | .470 |
| Ole Miss | 31 | 745 | 1618 | .460 |
| LSU | 34 | 850 | 1860 | .457 |
| Tennessee | 31 | 792 | 1759 | .450 |
| Kentucky | 32 | 905 | 2020 | .448 |
| Georgia | 32 | 871 | 1947 | .447 |
| Vanderbilt | 32 | 791 | 1781 | .444 |
| Alabama | 35 | 910 | 2071 | .439 |
| Arkansas | 29 | 775 | 1777 | .436 |
| South Carolina | 37 | 902 | 2098 | .430 |
| Auburn | 28 | 659 | 1575 | .418 |

FIELD GOAL PERCENTAGE DEFENSE

| | G | FG | FGA | Pct. |
|-------------------|-----------|------------|-------------|-------------|
| Auburn | 28 | 653 | 1624 | .402 |
| Florida | 31 | 722 | 1776 | .407 |
| Alabama | 35 | 830 | 2034 | .408 |
| Kentucky | 32 | 782 | 1898 | .412 |
| Mississippi State | 35 | 854 | 2072 | .412 |
| Tennessee | 31 | 774 | 1858 | .417 |
| LSU | 34 | 797 | 1913 | .417 |
| Arkansas | 29 | 676 | 1591 | .425 |
| Georgia | 32 | 840 | 1954 | .430 |
| Ole Miss | 31 | 698 | 1616 | .432 |
| South Carolina | 37 | 849 | 1939 | .438 |
| Vanderbilt | 32 | 809 | 1793 | .451 |

3 PT FIELD GOAL PCT.

| | G | FG | FGA | Pct. |
|-------------------|-----------|------------|------------|-------------|
| Ole Miss | 31 | 235 | 618 | .380 |
| Vanderbilt | 32 | 282 | 763 | .370 |
| LSU | 34 | 204 | 561 | .364 |
| Florida | 31 | 232 | 658 | .353 |
| Mississippi State | 35 | 192 | 551 | .348 |
| Tennessee | 31 | 198 | 574 | .345 |
| South Carolina | 37 | 259 | 760 | .341 |
| Arkansas | 29 | 232 | 694 | .334 |
| Georgia | 32 | 189 | 588 | .321 |
| Kentucky | 32 | 219 | 691 | .317 |
| Auburn | 28 | 163 | 517 | .315 |
| Alabama | 35 | 217 | 703 | .309 |

3 PT FIELD GOAL PCT. DEFENSE

| | G | FG | FGA | Pct. |
|-------------------|-----------|------------|------------|-------------|
| South Carolina | 37 | 173 | 599 | .289 |
| Mississippi State | 35 | 214 | 711 | .301 |
| Auburn | 28 | 151 | 500 | .302 |
| Georgia | 32 | 219 | 708 | .309 |
| Alabama | 35 | 212 | 667 | .318 |
| Ole Miss | 31 | 154 | 483 | .319 |
| Vanderbilt | 32 | 204 | 624 | .327 |
| LSU | 34 | 226 | 684 | .330 |
| Florida | 31 | 200 | 601 | .333 |
| Arkansas | 29 | 190 | 570 | .333 |
| Kentucky | 32 | 216 | 641 | .337 |
| Tennessee | 31 | 232 | 679 | .342 |

REBOUNDING OFFENSE

| | G | Reb. | Avg |
|-------------------|-----------|-------------|-------------|
| Kentucky | 32 | 1283 | 40.1 |
| Alabama | 35 | 1369 | 39.1 |
| Mississippi State | 35 | 1359 | 38.8 |
| Florida | 31 | 1203 | 38.8 |
| Georgia | 32 | 1227 | 38.3 |
| Tennessee | 31 | 1176 | 37.9 |
| Auburn | 28 | 1011 | 36.1 |
| LSU | 34 | 1217 | 35.8 |
| Ole Miss | 31 | 1031 | 33.3 |
| South Carolina | 37 | 1225 | 33.1 |
| Arkansas | 29 | 910 | 32.1 |
| Vanderbilt | 32 | 1021 | 31.9 |

REBOUNDING DEFENSE

| | G | Reb | Avg |
|-------------------|-----------|-------------|-------------|
| Ole Miss | 31 | 955 | 30.8 |
| Mississippi State | 35 | 1133 | 32.4 |
| LSU | 34 | 1130 | 33.2 |
| Florida | 31 | 1070 | 34.5 |
| Kentucky | 32 | 1107 | 34.6 |
| Tennessee | 31 | 1073 | 34.6 |
| South Carolina | 37 | 1284 | 34.7 |
| Vanderbilt | 32 | 1112 | 34.8 |
| Alabama | 35 | 1222 | 34.9 |
| Georgia | 32 | 1154 | 36.1 |
| Auburn | 28 | 1055 | 37.7 |
| Arkansas | 29 | 1182 | 40.8 |

REBOUND MARGIN

| | G | Team | Opp. | Mar |
|-------------------|-----------|-------------|-------------|-------------|
| Mississippi State | 35 | 38.8 | 32.4 | +6.5 |
| Kentucky | 32 | 40.1 | 34.6 | +5.5 |
| Florida | 31 | 38.8 | 34.5 | +4.3 |
| Alabama | 35 | 39.1 | 34.9 | +4.2 |
| Tennessee | 31 | 37.9 | 34.6 | +3.3 |
| LSU | 34 | 35.8 | 33.2 | +2.6 |
| Ole Miss | 31 | 33.3 | 30.8 | +2.5 |
| Georgia | 32 | 38.3 | 36.1 | +2.3 |
| Auburn | 28 | 36.1 | 37.7 | -1.6 |
| South Carolina | 37 | 33.1 | 34.7 | -1.6 |
| Vanderbilt | 32 | 31.9 | 34.8 | -2.8 |
| Arkansas | 29 | 32.1 | 40.8 | -8.7 |

ASSISTS

| | G | Asst. | Avg |
|-------------------|-----------|------------|--------------|
| Florida | 31 | 519 | 16.74 |
| Mississippi State | 35 | 566 | 16.17 |
| Georgia | 32 | 495 | 15.47 |
| Arkansas | 29 | 445 | 15.34 |
| Vanderbilt | 32 | 491 | 15.34 |
| South Carolina | 37 | 558 | 15.08 |
| Tennessee | 31 | 463 | 14.94 |
| Kentucky | 32 | 471 | 14.72 |
| Ole Miss | 31 | 427 | 13.77 |
| LSU | 34 | 468 | 13.76 |
| Auburn | 28 | 371 | 13.25 |
| Alabama | 35 | 460 | 13.14 |

BLOCKED SHOTS

| | G | Blocks | Avg |
|-------------------|-----------|-----------|-------------|
| Auburn | 28 | 151 | 5.39 |
| Kentucky | 32 | 153 | 4.78 |
| Florida | 31 | 141 | 4.55 |
| Tennessee | 31 | 113 | 3.65 |
| Georgia | 32 | 114 | 3.56 |
| Mississippi State | 35 | 123 | 3.51 |
| Arkansas | 29 | 99 | 3.41 |
| Alabama | 35 | 113 | 3.23 |
| South Carolina | 37 | 104 | 2.81 |
| LSU | 34 | 79 | 2.32 |
| Vanderbilt | 32 | 59 | 1.84 |
| Ole Miss | 31 | 57 | 1.84 |

STEALS

| | G | Steals | Avg |
|-------------------|-----------|------------|-------------|
| Arkansas | 29 | 306 | 10.55 |
| Florida | 31 | 307 | 9.90 |
| South Carolina | 37 | 356 | 9.62 |
| Georgia | 32 | 281 | 8.78 |
| Mississippi State | 35 | 294 | 8.40 |
| LSU | 34 | 280 | 8.24 |
| Auburn | 28 | 229 | 8.18 |
| Kentucky | 32 | 252 | 7.88 |
| Alabama | 35 | 257 | 7.34 |
| Ole Miss | 31 | 226 | 7.29 |
| Vanderbilt | 32 | 209 | 6.53 |
| Tennessee | 31 | 185 | 5.97 |

TURNOVER MARGIN

| | G | Team | Opp | margin |
|-------------------|-----------|-------------|-------------|--------------|
| Arkansas | 29 | 14.2 | 19.7 | +5.45 |
| South Carolina | 37 | 13.9 | 18.4 | +4.46 |
| Florida | 31 | 14.9 | 18.4 | +3.42 |
| Kentucky | 32 | 14.4 | 16.6 | +2.19 |
| Alabama | 35 | 14.0 | 15.4 | +1.37 |
| Georgia | 32 | 14.3 | 14.8 | +0.53 |
| Ole Miss | 31 | 15.4 | 15.8 | +0.48 |
| Vanderbilt | 32 | 15.9 | 15.7 | -0.16 |
| LSU | 34 | 15.2 | 14.9 | -0.29 |
| Mississippi State | 35 | 16.7 | 15.7 | -0.94 |
| Auburn | 28 | 18.0 | 16.9 | -1.07 |
| Tennessee | 31 | 16.1 | 13.3 | -2.87 |

SEC Individual Statistics

SCORING

| Player-Team | G | FG | 3FG | FT | Pts | Avg. |
|------------------------------|-----------|------------|-----------|-----------|------------|-------------|
| 1. Jarvis Hayes,UG | 29 | 212 | 49 | 65 | 538 | 18.6 |
| 2. Vincent Yarbrough,UT | 31 | 194 | 60 | 112 | 560 | 18.1 |
| 3. Tayshaun Prince, UK | 32 | 206 | 65 | 83 | 560 | 17.5 |
| 4. Marcus Haislip, UT | 25 | 161 | 15 | 80 | 417 | 16.7 |
| 5. Jannero Pargo,Ark | 29 | 165 | 95 | 57 | 482 | 16.6 |
| 6. Ezra Williams,UG | 32 | 173 | 93 | 90 | 529 | 16.5 |
| 7. Ronald Dupree, LSU | 34 | 220 | 31 | 81 | 552 | 16.2 |
| 8. Mario Austin,MSU | 35 | 209 | 1 | 146 | 565 | 16.1 |
| 9. Udonis Haslem,UF | 31 | 159 | 0 | 177 | 495 | 16.0 |
| 10. Matt Bonner, UF | 31 | 182 | 46 | 74 | 484 | 15.6 |
| 11. Erwin Dudley, UA | 35 | 207 | 1 | 116 | 531 | 15.2 |
| 12. Matt Freije,VU | 32 | 171 | 33 | 109 | 484 | 15.1 |
| 13. Brett Nelson,UF | 31 | 154 | 98 | 48 | 454 | 14.6 |
| 14. Justin Reed,UM | 31 | 167 | 8 | 111 | 453 | 14.6 |
| 15. Rod Grizzard, UA | 35 | 166 | 40 | 122 | 494 | 14.1 |

REBOUNDING

| Player-Team | G | Off. | Def. | Tot. | Avg. |
|------------------------------|-----------|-----------|------------|------------|------------|
| 1. Erwin Dudley, UA | 35 | 121 | 192 | 313 | 8.9 |
| 2. Ronald Dupree, LSU | 34 | 94 | 196 | 290 | 8.5 |
| 3. Udonis Haslem,UF | 31 | 85 | 171 | 256 | 8.3 |
| 4. Chris Daniels,UG | 32 | 107 | 149 | 256 | 8.0 |
| 5. Mario Austin,MSU | 35 | 88 | 178 | 266 | 7.6 |
| 6. Vincent Yarbrough,UT | 31 | 70 | 164 | 234 | 7.5 |
| 7. Matt Bonner, UF | 31 | 76 | 148 | 224 | 7.2 |
| 8. Marcus Haislip, UT | 25 | 56 | 111 | 167 | 6.7 |
| 9. Justin Reed,UM | 31 | 77 | 128 | 205 | 6.6 |
| 10. Steve Thomas,UG | 28 | 68 | 110 | 178 | 6.4 |
| 11. Tayshaun Prince, UK | 32 | 67 | 135 | 202 | 6.3 |
| 12. Tony Kitchings,SC | 34 | 71 | 141 | 212 | 6.2 |
| 13. Michael Gholar, MSU | 35 | 76 | 140 | 216 | 6.2 |
| 14. Rod Grizzard, UA | 35 | 60 | 153 | 213 | 6.1 |
| 15. Rolando Howell,SC | 36 | 89 | 128 | 217 | 6.0 |

FIELD GOAL PCT. (MIN.5 MADE PER GAME)

| Player-Team | G | FG | FGA | Pct. |
|-------------------------------|-----------|------------|------------|-------------|
| 1. Udonis Haslem,UF | 31 | 159 | 283 | .562 |
| 2. Mario Austin,MSU | 35 | 209 | 375 | .557 |
| 3. Erwin Dudley, UA | 35 | 207 | 372 | .556 |
| 4. Marcus Haislip, UT | 25 | 161 | 311 | .518 |
| 5. Matt Bonner, UF | 31 | 182 | 355 | .513 |
| 6. Justin Reed,UM | 31 | 167 | 348 | .480 |
| 7. Tayshaun Prince, UK | 32 | 206 | 441 | .467 |
| 8. Matt Freije,VU | 32 | 171 | 367 | .466 |
| 9. Jannero Pargo,Ark | 29 | 165 | 359 | .460 |
| 10. Ronald Dupree, LSU | 34 | 220 | 487 | .452 |

FREE THROW PCT. (MIN.2.5 MADE PER GAME)

| Player-Team | G | FTM | FTA | Pct. |
|---------------------------|----|-----|-----|------|
| 1. Jason Harrison, UM | 31 | 92 | 107 | .860 |
| 2. Kenny Walker, UA | 35 | 106 | 132 | .803 |
| 3. Justin Reed,UM | 31 | 111 | 141 | .787 |
| 4. Marckell Patterson,MSU | 35 | 109 | 140 | .779 |
| 5. Rod Grizzard, UA | 35 | 122 | 158 | .772 |
| 6. Rashad Wright,UG | 32 | 81 | 105 | .771 |
| 7. Matt Freije,VU | 32 | 109 | 142 | .768 |
| 8. Ezra Williams,UG | 32 | 90 | 118 | .763 |
| 9. Marcus Haislip, UT | 25 | 80 | 111 | .721 |
| 10. Chris Daniels,UG | 32 | 100 | 141 | .709 |

3PT FG PCT. (MIN.1.5 MADE PER GAME)

| Player-Team | G | 3FG | FGA | Pct. |
|------------------------------|-----------|-----------|------------|-------------|
| 1. Brendan Plavich,VU | 32 | 86 | 195 | .441 |
| 2. Jannero Pargo,Ark | 29 | 95 | 220 | .432 |
| 3. Sam Howard,VU | 31 | 67 | 159 | .421 |
| 4. Jamel Bradley, SC | 37 | 117 | 294 | .398 |
| 5. Aaron Harper, UM | 31 | 83 | 209 | .397 |
| 6. Brett Nelson,UF | 31 | 98 | 248 | .395 |
| 7. Torris Bright, LSU | 34 | 76 | 193 | .394 |
| 8. Ezra Williams,UG | 32 | 93 | 251 | .371 |
| 9. Timmy Bowers,MSU | 32 | 50 | 136 | .368 |
| 10. Jon Higgins, UT | 31 | 50 | 139 | .360 |

3-POINT FG MADE

| Player-Team | G | 3FG | Avg/G |
|------------------------------|-----------|-----------|-------------|
| 1. Jannero Pargo,Ark | 29 | 95 | 3.28 |
| 2. Jamel Bradley, SC | 37 | 117 | 3.16 |
| 3. Brett Nelson,UF | 31 | 98 | 3.16 |
| 4. Ezra Williams,UG | 32 | 93 | 2.91 |
| 5. Brendan Plavich,VU | 32 | 86 | 2.69 |
| 6. Aaron Harper, UM | 31 | 83 | 2.68 |
| 7. Torris Bright, LSU | 34 | 76 | 2.24 |
| 8. Sam Howard,VU | 31 | 67 | 2.16 |
| 9. Tayshaun Prince, UK | 32 | 65 | 2.03 |
| 10. Vincent Yarbrough,UT | 31 | 60 | 1.94 |

ASSISTS

| Player-Team | G | Assists | Avg. |
|------------------------------|-----------|------------|-------------|
| 1. Derrick Zimmerman,MSU | 35 | 210 | 6.00 |
| 2. Rashad Wright,UG | 32 | 153 | 4.78 |
| 3. Maurice Williams, UA | 35 | 159 | 4.54 |
| 4. Cliff Hawkins,UK | 32 | 136 | 4.25 |
| 5. Marquis Daniels, AU | 28 | 116 | 4.14 |
| 6. Jon Higgins, UT | 31 | 122 | 3.94 |
| 6. Jason Harrison, UM | 31 | 122 | 3.94 |
| 8. Aaron Lucas,SC | 37 | 145 | 3.92 |
| 9. Torris Bright, LSU | 34 | 129 | 3.79 |
| 10. Justin Hamilton,UF | 29 | 109 | 3.76 |

STEALS

| Player-Team | G | Steals | Avg/G |
|----------------------------------|-----------|-----------|-------------|
| 1. Chuck Eidson,SC | 37 | 91 | 2.46 |
| 2. Jermaine Williams, LSU | 34 | 76 | 2.24 |
| 3. Derrick Zimmerman,MSU | 35 | 75 | 2.14 |
| 4. Chris Daniels,UG | 32 | 64 | 2.00 |
| 5. Orien Greene,UF | 31 | 61 | 1.97 |
| 6. T. J. Cleveland,Ark. | 29 | 56 | 1.93 |
| 7. Marquis Daniels, AU | 28 | 54 | 1.93 |
| 8. Brett Nelson,UF | 31 | 59 | 1.90 |
| 9. Vincent Yarbrough,UT | 31 | 58 | 1.87 |
| 10. Torris Bright, LSU | 34 | 59 | 1.74 |

BLOCKED SHOTS

| | | | |
|-------------------------|----|----|------|
| 1. Kyle Davis, AU | 24 | 77 | 3.21 |
| 2. Marcus Haislip, UT | 25 | 44 | 1.76 |
| 3. Marquis Estill,UK | 32 | 43 | 1.34 |
| 3. Tayshaun Prince, UK | 32 | 43 | 1.34 |
| 5. Jules Camara,UK | 32 | 42 | 1.31 |
| 6. Udonis Hale,UF | 31 | 39 | 1.26 |
| 7. Kenny Walker, UA | 35 | 39 | 1.11 |
| 8. Chris Daniels,UG | 32 | 35 | 1.09 |
| 9. Brandon Robinson, AU | 28 | 28 | 1.00 |
| 10. Tony Kitchings,SC | 34 | 33 | 0.97 |

SEC Superlatives

POINTS

- 41 – Tayshaun Prince, Kentucky, vs. Tulsa, March 16
- 35 – Jannero Pargo, Arkansas, vs. Florida, Jan. 26
- 35 – Jannero Pargo, Arkansas, at Mississippi State, Feb. 27
- 33 – Jannero Pargo, Arkansas, at Alabama, Jan. 30
- 33 – Maurice Williams, Alabama, vs. Florida Atlantic, March 14

FIELD GOALS MADE

- 14 – Tayshaun Prince, Kentucky, vs. Tulsa, March 16
- 14 – Jarvis Hayes, Georgia, vs. Murray State, March 15
- 13 – Matt Bonner, Florida, at South Florida, Dec. 8
- 13 – Ronald Dupree, LSU, at Arkansas, Feb. 16**
- 13 – Jarvis Hayes, Georgia, at Tennessee, March 2
- 13 – Rod Grizzard, Alabama, vs. Tennessee, March 8

FIELD GOAL ATTEMPTS

- 25 – Jarvis Hayes, Georgia, at Tennessee, March 2
- 24 – Jarvis Hayes, Georgia, at Auburn, Feb. 9
- 24 – Vincent Yarbrough, Tennessee, vs. Georgia, March 2
- 23 – Ezra Williams, Georgia, vs. Georgia State, Dec. 4
- 23 – Jarvis Hayes, Georgia, vs. Tennessee, Jan. 12

FIELD GOAL PERCENTAGE

- 1.000 (7-7) – Marquis Daniels, Auburn, vs. Marshall, Dec. 15
- 1.000 (7-7) – Mario Austin, Miss. State, at Tulane, Dec. 29
- 1.000 (7-7) – Udonis Haslem, Florida, vs. Auburn, March 7
- .909 (10-11) – David Przybyszewski, Vandy, vs. Hampton, Nov. 23
- .889 (8-9) – Dionisio Gomez, Arkansas, at Tulsa, Nov. 28
- .889 (8-9) – Rolando Howell, South Carolina, at Wofford, Nov. 28
- .889 (8-9) – Tayshaun Prince, Kentucky, vs. Kentucky State, Dec. 15

3 PT FG MADE

- 7 – Jannero Pargo, Arkansas, vs. SW Texas State, Dec. 4
- 7 – Derrick Bird, Auburn, vs. Louisiana Tech, Dec. 4
- 7 – Jannero Pargo, Arkansas, vs. Illinois, Dec. 8
- 7 – Tayshaun Prince, Kentucky, vs. North Carolina, Dec. 8
- 7 – Jannero Pargo, Arkansas, vs. UT-Chattanooga, Dec. 20
- 7 – Vincent Yarbrough, Tennessee, at Kentucky, Feb. 19
- 7 – Jannero Pargo, Arkansas, at Mississippi State, Feb. 27

3 PT FG ATTEMPTS

- 14 – Brett Nelson, Florida, at New Hampshire, Nov. 28
- 14 – Terrance Meade, Alabama, vs. UT-Chattanooga, Dec. 3
- 14 – Ezra Williams, Georgia, vs. Tennessee, Jan. 12
- 14 – Jannero Pargo, Arkansas, at Alabama, Jan. 30
- 14 – Rashaad Carruth, Kentucky, at Vanderbilt, Feb. 27
- 14 – Aaron Harper, Ole Miss, vs. UCLA, March 15

3PT PERCENTAGE

- .875 (7-8) – Jannero Pargo, Arkansas, vs. Florida, Jan. 26
- .857 (6-7) – Brendan Plavich, Vanderbilt, at Arkansas, March 2
- .857 (6-7) – Sam Howard, Vanderbilt, at Arkansas, March 2
- .833 (5-6) – Brendan Plavich, Vanderbilt, vs. UT-Chattanooga, Nov. 25

FREE THROWS MADE

- 12 – Erwin Dudley, Alabama, vs. Vanderbilt, Jan. 9
- 12 – Matt Freije, Vanderbilt, vs. Auburn, Jan. 16
- 12 – Maurice Williams, Alabama, vs. Florida Atlantic, March 14
- 11 – Ronald Dupree, LSU, vs. La. Lafayette, Dec. 4**
- 11 – Chuck Moore, Vanderbilt, vs. SE Missouri State, Dec. 5
- 11 – Justin Reed, Ole Miss, at Texas-El Paso, Dec. 22
- 11 – Udonis Haslem, Florida, vs. Vanderbilt, Feb. 9
- 11 – Vincent Yarbrough, Tennessee, at Alabama, Feb. 16
- 11 – Antonio Hudson, LSU, vs. Georgia, March 8**

FREE THROW PERCENTAGE

- 1.000 (min. 7 attempts) 15 times including
- 1.000 (8-8) – Torris Bright, LSU, vs. Ball State, March 19**

REBOUNDS

- 16 – Udonis Haslem, Florida, vs. Temple, Nov. 8
- 16 – Ronald Dupree, LSU, vs. Campbell, Nov. 17**
- 16 – Ronald Dupree, LSU, vs. Nicholls State, Dec. 30**
- 16 – Udonis Haslem, Florida, vs. LSU, Jan. 16
- 16 – Derrick Allen, Ole Miss, at Arkansas, Jan. 19
- 16 – Erwin Dudley, Alabama, at LSU, Feb. 2

ASSISTS

- 11 – Derrick Zimmerman, Miss. St., vs. Nicholls State, Nov. 17
- 11 – Rashad Wright, Georgia, vs. Georgia Tech, Dec. 9
- 11 – Derrick Zimmerman, Miss. St., at Tulane, Dec. 29
- 10 – Torris Bright, LSU, vs. Mercer, Nov. 25**
- 10 – Maurice Williams, Alabama, vs. UT-Chattanooga
- 10 – Cliff Hawkins, Kentucky, at Miss. State, Jan. 5
- 10 – Justin Hamilton, Florida, at Tennessee, Jan. 9
- 10 – Maurice Williams, Alabama, vs. Tennessee, Feb. 16
- 10 – Rashad Wright, Georgia, vs. Murray State, March 15

STEALS

- 7 – T. J. Cleveland, Arkansas, vs. UNC-Greensboro, Dec. 10
- 7 – Aaron Lucas, South Carolina, vs. Vanderbilt, Jan. 19
- 7 – Chuck Eidson, South Carolina, vs. Florida, Feb. 5
- 7 – Chris Daniels, Georgia, vs. LSU, March 8

BLOCKED SHOTS

- 9 – Kyle Davis, Auburn, vs. La. Tech, Dec. 4
- 8 – Kyle Davis, Auburn, at Vanderbilt, Jan. 16
- 8 – Kyle Davis, Auburn, vs. LSU, March 2
- 6 – Kyle Davis, Auburn, vs. High Point, Nov. 16
- 6 – Marquis Estill, Kentucky, at Miss. State, Jan. 5
- 6 – Tayshaun Prince, Kentucky, at LSU, Feb. 9



P
R
E
V
I
E
W

Opponents

Hispanic College Funds Classic

Nov. 22,24,2002
Pete Maravich Assembly Center

The third annual Hispanic College Funds Classic,which will be played at LSU, raises money to help Hispanic students pay for their college education.The tournament will benefit local students at LSU in the way of scholarships and school funding.

The Hispanic College Fund is not only the beneficiary of this annual basketball tournament,but also a football classic that was played earlier this year in Blacksburg, Va.,hosted by Virginia Tech.

LSU will be joined in the four-game,two-day event by Southern,South Alabama and Nicholls State.Southern and South Alabama will play in the opening game,followed by LSU and Nicholls State on Nov. 22.The consolation and championship games will be played on Nov. 24.

This will be the first time LSU has hosted a regular season tournament since 1987 and the days of the old LSU Invitational. That year LSU beat Nicholls State (86-62) and Southern (98-77) to win the title to open the 1987-88 season.

The LSU Invitational had a three-year run with LSU beating Southeastern (82-61) and Southern (91-83) in 1985 and UNO winning in 1986.That year LSU beat Hardin-Simmons (77-71) and UNO beat LSU, 82-71,in the championship game.

This year's tournament will feature legendary coach Ben Jobe of Southern leading the Jaguars against South Alabama,being coached this year by John Pelphrey, formerly an assistant with Florida.The LSU-Nicholls State match up pits the Tigers against former player Ricky Blanton,who will be making his coaching debut as the head coach of the Colonels.

Tournament Bracket

Southern

Friday, Nov. 22,2002
5:30 p.m.

South Alabama

LSU

Friday, Nov. 22,2002
8 p.m.

Nicholls State

Championship Game
Sunday, Nov. 24,4:30 p.m.

Consolation Game
Sunday, Nov. 24,2 p.m.

Nicholls State

Friday, NOV. 22,PETE MARAVICH ASSEMBLY CENTER,7 P.M.



At Nicholls: First season
2001-02 Record: 2-25
Conference Record (Standing): 1-19 (11th)

KEEPING IN TOUCH

Sports Information Director: Leigh Anne Gullett
Basketball Contact: Bobby Galinsky
SID Office Phone: (985) 448-4281
Galinsky's Home Phone: (985) 879-2200
Basketball Office: (985) 448-4287
Press Row Phone: (985) 448-4294
SID Mailing Address: Nicholls State University,
Sports Information Office,PO Box 2032,
Thibodaux,LA 70310
Best Time To Call Coach Blanton: Weekday
mid-mornings
SID Fax: (985) 448-4490
SID E-mail: sid-reg@nicholls.edu
Website: www.colonelsports.com

THE SERIES

Overall: LSU leads,10-0
At Baton Rouge: LSU leads,10-0
At PMAC: LSU leads,10-0
John Brady vs.Nicholls: 5-0

WHO'S WHO

President: Dr. Donald J. Ayo
Athletic Director: Rob Bernardi
Head Coach: Ricky Blanton
Assistant Coaches (Alma Mater): Kobie Baker
(Talladega '98), J.P. Piper (Southeastern
Louisiana '91)

FAST FACTS

Location: Thibodaux,La.
Founded: 1948
Enrollment: 7,367
Nickname: Colonels
Conference: Southland
Home Court (Capacity): Stoper Gym (3,800)
Colors: Red & Gray

ABOUT THE COLONELS

Head Coach: Ricky Blanton
Alma Mater: LSU, 1992
Career Record: First season

2002-03 SCHEDULE

| DATE | OPPONENT |
|-------------|---|
| Nov. 22 | at Hispanic College Fund Classic vs.LSU |
| Nov. 24 | at Hispanic College Fund Classic |
| Nov. 30 | Loyola |
| Dec. 7 | at Texas Tech |
| Dec.14 | at Southern |
| Dec.17 | at Alabama-Birmingham |
| Dec.19 | at Birmingham Southern |
| Dec.21 | at Ole Miss |
| Dec.28 | SE Louisiana |
| Dec.30 | Southwest Texas |
| Jan. 2 | at Lamar |
| Jan. 4 | at Sam Houston State |
| Jan. 9 | Stephen F. Austin |
| Jan.11 | Texas-Arlington |
| Jan.16 | at UL Monroe |
| Jan.18 | at Northwestern State |
| Jan.23 | McNeese State |
| Jan.25 | at SE Louisiana |
| Jan.30 | Southwest Texas |
| Feb. 1 | Texas-San Antonio |
| Feb. 6 | Lamar |
| Feb. 8 | Sam Houston State |
| Feb. 13 | at Stephen F. Austin |
| Feb. 15 | at Texas-Arlington |
| Feb. 20 | Northwestern State |
| Feb. 27 | at McNeese State |
| March 5 | at Southwest Texas |
| March 7 | at Texas-San Antonio |
| March 11-13 | at SLC Tournament |

2001-02 RESULTS

| DATE | OPPONENT | SCORE |
|---------|-------------------|---------|
| Nov. 17 | Mississippi St. | L,59-95 |
| Nov. 20 | UNLV | L,54-97 |
| Nov. 24 | New Orleans | L,66-80 |
| Nov. 28 | Loyola | W,66-57 |
| Dec. 3 | McNeese St. | L,60-67 |
| Dec. 9 | Michigan St. | L,38-92 |
| Dec.15 | Troy St. | L,86-98 |
| Dec.19 | Stephen F. Austin | L,59-72 |
| Dec.22 | Texas-Arlington | L,59-87 |
| Dec.30 | LSU | L,35-71 |
| Jan. 3 | Southwest Texas | L,66-87 |
| Jan. 5 | Texas-San Antonio | L,65-93 |
| Jan.10 | Northwestern St. | L,66-73 |
| Jan.12 | UL Monroe | L,61-66 |
| Jan.17 | Lamar | L,64-82 |
| Jan.19 | Sam Houston St. | L,43-84 |
| Jan.24 | SE Louisiana | L,40-56 |
| Jan.28 | McNeese St. | L,46-74 |
| Jan.31 | Stephen F. Austin | L,56-72 |
| Feb. 2 | Texas-Arlington | L,58-81 |
| Feb. 7 | Lamar | L,74-82 |
| Feb. 9 | Sam Houston St. | L,65-80 |
| Feb. 14 | Northwestern St. | L,72-93 |
| Feb. 16 | UL Monroe | L,73-90 |
| Feb. 21 | Texas-San Antonio | L,51-73 |
| Feb. 23 | Southwest Texas | L,59-72 |
| Feb. 28 | SE Louisiana | W,61-39 |

ROSTER

| NO. | NAME | CL-EXP | HT | WT | PTS | REB |
|-----|------------------|--------|-----|-----|------|-----|
| 4 | Markeith Brown | Jr.-TR | 6-0 | 210 | --- | --- |
| 5 | Damien Lennon | Sr.-1L | 6-6 | 190 | 9.5 | 3.4 |
| 23 | Larry Jones | So.-HS | 6-2 | 180 | 8.5 | 2.4 |
| 24 | Brandon Ruttley | So.-RS | 5-9 | 180 | 0.9 | 0.4 |
| 35 | Earnest Porter | Sr.-1L | 6-4 | 180 | 10.3 | 4.0 |
| 40 | Dominique Geason | So.-RS | 6-5 | 200 | 4.9 | 4.0 |
| 42 | Eric James | So.-RS | 6-4 | 210 | --- | --- |
| 44 | Clifton Jones | Sr.-2L | 6-8 | 220 | 6.0 | 2.2 |
| 45 | Anthony Wilcher | Jr.-TR | 6-6 | 185 | --- | --- |

Southern

POSSIBLE OPPONENT, SUNDAY, NOV. 24, HISPANIC COLLEGE FUND CLASSIC, BATON ROUGE, LA., 2 P.M./4:30 P.M.



WHO'S WHO

Chancellor: Dr. Edward Jackson
 Athletic Director: Floyd Kerr
 Head Coach: Ben Jobe
 Assistant Coaches (Alma Mater): Dale Valdery (Xavier - La.'75), Lee Camey (Southeastern Louisiana '01)

FAST FACTS

Location: Baton Rouge, La.
 Founded: 1880
 Enrollment: 9,803
 Nickname: Jaguars
 Conference: Southwestern Athletic
 Home Court (Capacity): Seymour Men's Gymnasium (800)
 Colors: Columbia Blue & Gold

ABOUT THE JAGUARS

Head Coach: Ben Jobe
 Alma Mater: Fisk University, 1956
 Career Record: 513-317
 At Southern: 200-121
 2001-02 Record: 7-20
 Conference Record (Standing): 6-12 (9th)

KEEPING IN TOUCH

Sports Information Director: Kevin Manns
 Basketball Contact: Kevin Manns
 SID Office Phone: (225) 771-4142
 Basketball Office: (225) 771-2335
 Press Row Phone: N/A
 SID Mailing Address: Southern University,
 Sports Information Office, PO Box 9972,
 Harding Blvd., Baton Rouge, LA 70813
 Best Time To Call Coach Jobe: Contact SID
 SID Fax: (225) 771-2896
 SID E-mail: kmanns@aol.com
 Website: www.southernjags.com

THE SERIES

Overall: LSU leads, 5-0
 At Baton Rouge: LSU leads, 5-0
 At PMAC: LSU leads, 5-0
 John Brady vs. Southern: 2-0

2001-02 RESULTS

| DATE | OPPONENT | SCORE |
|---------|--------------------|-----------|
| Nov. 19 | LSU | L, 69-97 |
| Nov. 26 | West Alabama | L, 45-54 |
| Dec. 1 | Centenary | L, 69-99 |
| Dec. 6 | Missouri | L, 67-117 |
| Dec. 7 | SW Missouri St. | L, 71-98 |
| Dec. 8 | Idaho St. | L, 71-76 |
| Dec. 13 | Colorado | L, 74-106 |
| Dec. 15 | Texas Southern | L, 73-92 |
| Dec. 17 | Prairie View A&M | L, 75-89 |
| Dec. 20 | San Francisco | L, 78-93 |
| Jan. 5 | Grambling St. | W, 106-87 |
| Jan. 7 | Jackson St. | L, 60-68 |
| Jan. 12 | Arkansas-PB | W, 66-61 |
| Jan. 14 | Mississippi Valley | L, 77-84 |
| Jan. 19 | Alabama A&M | L, 68-82 |
| Jan. 21 | Alabama St. | L, 57-67 |
| Jan. 26 | Alcorn St. | L, 69-86 |
| Jan. 28 | Morris Brown | W, 80-74 |
| Feb. 2 | Grambling St. | L, 80-81 |
| Feb. 4 | Jackson St. | W, 91-81 |
| Feb. 9 | Arkansas-PB | W, 90-86 |
| Feb. 11 | Mississippi Valley | W, 88-73 |
| Feb. 16 | Alabama A&M | W, 82-80 |
| Feb. 18 | Alabama St. | L, 57-61 |
| Feb. 23 | Alcorn St. | L, 73-87 |
| Feb. 28 | Prairie View A&M | L, 64-72 |

ROSTER

| NO. | NAME | CL-EXP | HT | WT | PTS | REB |
|-----|------------------|--------|------|-----|------|-----|
| 2 | Victor Tarver | Sr.-3L | 5-9 | --- | 15.8 | 2.0 |
| 10 | Randall Anderson | So.-1L | 5-10 | --- | 2.5 | 0.7 |
| 25 | Brian Johnson | Sr.-3L | 6-6 | --- | 9.3 | 4.5 |
| 31 | Nicolas McGhee | So.-1L | 6-1 | --- | 1.4 | 0.4 |
| 33 | Trayvean Scott | So.-1L | 6-3 | --- | 6.7 | 2.4 |
| 35 | Tim Johnson | Sr.-3L | 6-3 | --- | 10.1 | 4.5 |
| 42 | Nicholas Eglund | So.-1L | 6-6 | --- | 10.3 | 8.4 |
| 55 | Jerrid Campbell | So.-1L | 6-9 | --- | 3.8 | 3.0 |

South Alabama

POSSIBLE OPPONENT, SUNDAY, NOV. 24, HISPANIC COLLEGE FUND CLASSIC, BATON ROUGE, LA., 2 P.M./4:30 P.M.



ABOUT THE JAGUARS

Head Coach: John Pelphrey
 Alma Mater: Kentucky, 1992
 Career Record: First season
 At South Alabama: First season
 2001-02 Record: 7-21
 Conference Record (Standing): 2-13 (6th West)

KEEPING IN TOUCH

Sports Information Director: Matt Smith
 Basketball Contact: Matt Smith
 SID Office Phone: (251) 460-7035, ext. 5
 Smith's Home Phone: (251) 591-2027
 Basketball Office: (251) 460-6104
 Press Row Phone: (251) 460-7418
 SID Mailing Address: University of South
 Alabama, Sports Information Office, Mitchell
 Center, Room 1209, Mobile, AL 36688
 Best Time To Call Coach Pelphrey: Contact SID
 SID Fax: (251) 460-7297
 SID E-mail: msmith@usouthal.edu
 Website: www.usajaguars.com

THE SERIES

Overall: First meeting
 John Brady vs. South Alabama: First meeting

WHO'S WHO

President: V. Gordon Moulton
 Athletic Director: Joe Gottfried
 Head Coach: John Pelphrey
 Assistant Coaches (Alma Mater): Jorge
 Fernandez (Stetson '85), Isaac Brown
 (Louisiana-Monroe '95), Matt Figger (Eastern
 Kentucky '95)

FAST FACTS

Location: Mobile, Ala.
 Founded: 1963
 Enrollment: 12,315
 Nickname: Jaguars
 Conference: Sun Belt
 Home Court (Capacity): Mitchell Center
 (10,000)
 Colors: Blue, Red & White

2002-03 SCHEDULE

| DATE | OPPONENT |
|------------|---|
| Nov. 22 | at Hispanic College Fund Classic vs. Southern |
| Nov. 24 | at Hispanic College Fund Classic |
| Nov. 27 | Birmingham Southern |
| Nov. 30 | at Southern Miss |
| Dec. 4 | North Georgia |
| Dec. 7 | at Louisville |
| Dec. 14 | Coors Classic vs. Georgia State |
| Dec. 18 | at Georgia |
| Dec. 21 | Marist |
| Dec. 28 | Samford |
| Dec. 30 | Mississippi State |
| Jan. 4 | at New Orleans |
| Jan. 9 | UL Lafayette |
| Jan. 11 | New Mexico State |
| Jan. 16 | at Middle Tennessee State |
| Jan. 18 | at Western Kentucky |
| Jan. 23 | Denver |
| Jan. 25 | North Texas |
| Jan. 30 | Arkansas-Little Rock |
| Feb. 1 | at Arkansas State |
| Feb. 6 | at UL Lafayette |
| Feb. 8 | at New Mexico State |
| Feb. 13 | Florida International |
| Feb. 20 | at Denver |
| Feb. 22 | at North Texas |
| Feb. 25 | William Carey |
| March 1 | New Orleans |
| March 7-11 | at Sun Belt Tournament |

2001-02 RESULTS

| DATE | OPPONENT | SCORE |
|---------|------------------|-----------|
| Nov. 18 | Louisville | L, 38-92 |
| Nov. 21 | Marist | L, 70-80 |
| Nov. 24 | Valdosta St. | W, 64-56 |
| Nov. 28 | SE Louisiana | W, 71-43 |
| Dec. 2 | Mississippi St. | L, 66-73 |
| Dec. 5 | Southern Miss | L, 66-76 |
| Dec. 12 | Bethune-Cookman | W, 68-55 |
| Dec. 15 | Georgia | L, 70-79 |
| Dec. 18 | Auburn | L, 58-73 |
| Dec. 21 | Gardner-Webb | L, 66-71 |
| Dec. 28 | Middle Tenn. St. | W, 59-51 |
| Dec. 30 | Western Kentucky | W, 61-58 |
| Jan. 3 | UL Lafayette | L, 54-75 |
| Jan. 5 | New Mexico St. | L, 63-80 |
| Jan. 12 | Arkansas St. | L, 68-74 |
| Jan. 17 | New Orleans | L, 44-62 |
| Jan. 19 | Arkansas-LR | L, 65-72 |
| Jan. 23 | Florida Intl. | L, 56-66 |
| Jan. 26 | GA. Southwestern | W, 76-67 |
| Jan. 31 | UL Lafayette | L, 68-73 |
| Feb. 2 | New Mexico St. | L, 74-78 |
| Feb. 7 | Denver | L, 58-76 |
| Feb. 9 | North Texas | L, 73-77 |
| Feb. 14 | Denver | L, 60-64 |
| Feb. 16 | New Orleans | L, 67-78 |
| Feb. 20 | Bethune-Cookman | W, 104-99 |
| Feb. 23 | North Texas | L, 72-78 |
| March 1 | Middle Tenn. St. | L, 47-48 |

ROSTER

| NO. | NAME | CL-EXP | HT | WT | PTS | REB |
|-----|--------------------|--------|-----|-----|------|-----|
| 1 | Marques Ivy | Jr.-1L | 6-6 | 195 | 5.0 | 2.9 |
| 2 | Ugo Ezekwe | Fr.-HS | 6-1 | 200 | --- | --- |
| 3 | Chris Young | Jr.-JC | 6-1 | 185 | --- | --- |
| 4 | Larry Thompson | Sr.-1L | 6-3 | 205 | 10.1 | 3.2 |
| 11 | Demetrice Williams | Sr.-3L | 6-2 | 155 | 13.4 | 3.4 |
| 12 | Benjamin Sormonte | Jr.-1L | 6-4 | 195 | 7.0 | 4.0 |
| 21 | Ayman Hunter | Jr.-1L | 6-6 | 195 | 1.4 | 1.4 |
| 25 | Chris McLavish | So.-1L | 6-0 | 155 | 1.7 | 1.6 |
| 35 | Richard Law | Fr.-HS | 6-6 | 200 | --- | --- |
| 40 | Malerick Bedden | Jr.-JC | 6-6 | 220 | --- | --- |
| 43 | Henry Williams | Sr.-2L | 6-6 | 225 | 11.8 | 6.6 |
| 55 | Justin White | So.-1L | 6-9 | 220 | 2.7 | 2.4 |

Opponents

Arizona

SATURDAY, DEC. 21, PETE MARAVICH ASSEMBLY CENTER, 7 P.M. (ESPN2)



WHO'S WHO

President: Dr. Peter Likins
 Athletic Director: Jim Livengood
 Head Coach: Lute Olson
 Assistant Coaches (Alma Mater): Jim Rosborough (Iowa '66), Rodney Tention (San Francisco '88), Josh Pastner (Arizona '98)

FAST FACTS

Location: Tucson, Ariz.
 Founded: 1885
 Enrollment: 35,400
 Nickname: Wildcats
 Conference: Pacific-10
 Home Court (Capacity): McKale Center (14,545)
 Colors: Cardinal & Navy

ABOUT THE WILDCATS

Head Coach: Lute Olson
 Alma Mater: Augsburg, 1956

Career Record: 663-235
 At Arizona: 471-143
 2001-02 Record: 24-10
 Conference Record (Standing): 12-6 (T2nd)

KEEPING IN TOUCH

Media Relations Director: Tom Duddleston Jr.
 Basketball Contact: Richard Paige
 MRD Office Phone: (520) 621-4163
 Paige's Home Phone: (520) 790-4347
 Basketball Office: (520) 621-4813
 Press Row Phone: (520) 621-4334
 MRD Mailing Address: University of Arizona, Athletic Media Relations, PO Box 210096, McKale Center, Room 106.1 National Championship Drive, Tucson, AZ 85721-0096
 Best Time To Call Coach Olson: Contact MRD
 MRD Fax: (520) 621-2681
 MRD E-mail: rpaige@email.arizona.edu
 Website: www.arizonaathletics.com

THE SERIES

Overall: Arizona leads, 3-2
 At Baton Rouge: LSU leads, 2-0
 At Tucson: Arizona leads, 3-0
 John Brady vs. Arizona: 1-2

2002-03 SCHEDULE

| DATE | OPPONENT |
|-------------|------------------------|
| Nov. 23 | Western Kentucky |
| Nov. 27 | Northern Arizona |
| Dec. 3 | St. Louis |
| Dec. 7 | at San Diego State |
| Dec. 15 | Texas |
| Dec. 21 | at LSU |
| Dec. 28-30 | at Fiesta Bowl Classic |
| Jan. 2 | at Oregon |
| Jan. 4 | at Oregon State |
| Jan. 9 | Washington State |
| Jan. 11 | Washington |
| Jan. 16 | at USC |
| Jan. 18 | at UCLA |
| Jan. 22 | Arizona State |
| Jan. 25 | at Kansas |
| Jan. 30 | California |
| Feb. 1 | Stanford |
| Feb. 6 | at Washington |
| Feb. 8 | at Washington State |
| Feb. 13 | UCLA |
| Feb. 15 | USC |
| Feb. 22 | at Arizona |
| Feb. 27 | at Stanford |
| March 1 | at California |
| March 6 | Oregon State |
| March 8 | Oregon |
| March 13-15 | at Pac-10 Tournament |

2001-02 RESULTS

| DATE | OPPONENT | SCORE |
|----------|------------------|-----------|
| Nov. 8 | Maryland | W, 71-67 |
| Nov. 9 | Florida | W, 75-71 |
| Nov. 17 | Texas | W, 88-74 |
| Dec. 1 | Kansas | L, 97-105 |
| Dec. 4 | Illinois | W, 87-82 |
| Dec. 8 | Purdue | W, 79-66 |
| Dec. 15 | Michigan St. | L, 60-74 |
| Dec. 20 | Oregon St. | W, 76-73 |
| Dec. 22 | Oregon | L, 75-105 |
| Dec. 28 | Pepperdine | W, 94-71 |
| Dec. 30 | Valparaiso | W, 74-70 |
| Jan. 4 | Oregon | L, 80-90 |
| Jan. 6 | Oregon St. | W, 93-87 |
| Jan. 10 | Washington St. | W, 92-85 |
| Jan. 12 | Washington | W, 74-69 |
| Jan. 17 | USC | W, 97-80 |
| Jan. 19 | UCLA | W, 96-86 |
| Jan. 23 | Arizona St. | L, 72-88 |
| Jan. 26 | Connecticut | L, 98-100 |
| Jan. 31 | California | W, 68-58 |
| Feb. 2 | Stanford | W, 88-82 |
| Feb. 7 | Washington | W, 91-82 |
| Feb. 9 | Washington St. | W, 85-68 |
| Feb. 14 | UCLA | L, 76-77 |
| Feb. 16 | USC | L, 89-94 |
| Feb. 20 | Arizona St. | W, 83-75 |
| Feb. 28 | Stanford | L, 71-76 |
| March 2 | California | W, 99-53 |
| March 7 | Arizona St. | W, 73-56 |
| March 8 | California | W, 90-78 |
| March 9 | USC | W, 81-71 |
| March 14 | UC-Santa Barbara | W, 86-81 |
| March 16 | Wyoming | W, 68-60 |
| March 21 | Oklahoma | L, 67-88 |

ROSTER

| NO. | NAME | CL-EXP | HT | WT | PTS | REB |
|-----|------------------|--------|------|-----|------|-----|
| 3 | Will Bynum | So.-1L | 5-10 | 183 | 6.4 | 1.5 |
| 4 | Luke Walton | Sr.-3L | 6-8 | 241 | 15.7 | 7.3 |
| 11 | Jason Ranne | Jr.-2L | 6-4 | 204 | 0.8 | 0.3 |
| 12 | Fil Torres | Sr.-1L | 6-2 | 185 | 0.0 | 0.0 |
| 20 | Salim Stoudamire | So.-1L | 6-1 | 176 | 12.8 | 2.1 |
| 22 | Jason Gardner | Sr.-3L | 5-10 | 181 | 20.4 | 2.9 |
| 33 | Rick Anderson | Sr.-3L | 6-9 | 213 | 12.4 | 7.2 |
| 34 | Dennis Latimore | So.-1L | 6-8 | 254 | 1.9 | 2.5 |
| 45 | Channing Frye | So.-1L | 6-10 | 222 | 9.5 | 6.3 |
| 52 | Isaiah Fox | So.-1L | 6-9 | 265 | 4.4 | 4.0 |
| | Hassan Adams | Fr.-HS | 6-4 | 205 | --- | --- |
| | Chris Dunn | Fr.-HS | 6-7 | 180 | --- | --- |
| | Andre Iguodala | Fr.-HS | 6-6 | 205 | --- | --- |
| | Chris Rodgers | Fr.-HS | 6-4 | 190 | --- | --- |

Centenary

WEDNESDAY, JAN. 15, PETE MARAVICH ASSEMBLY CENTER, 7 P.M.



WHO'S WHO

President: Dr. Kenneth L. Schwab
 Athletic Director: Dr. David Bedard
 Head Coach: Kevin Johnson
 Assistant Coaches (Alma Mater): Lemuel Jones (Northwestern State '98), Roy Garcia II (Texas-Pan Am '96), Jon Felmet (St. Edward's '01), William Gladness (Indiana University '99)

FAST FACTS

Location: Shreveport, La.
 Founded: 1825
 Enrollment: 888
 Nickname: Gents
 Conference: Independent
 Home Court (Capacity): Gold Dome (3,000)
 Colors: Maroon & White

ABOUT THE GENTS

Head Coach: Kevin Johnson
 Alma Mater: Texas Pan-Am, 1988
 Career Record: 32-50
 At Centenary: 32-50
 2001-02 Record: 14-13

KEEPING IN TOUCH

Sports Information Director: David Pratt
 Basketball Contact: Jason Behenna
 SID Office Phone: (318) 841-7260
 Behenna's Home Phone: (318) 219-8851
 Basketball Office: (318) 869-5089
 Press Row Phone: (318) 869-5400
 SID Mailing Address: Centenary College, Athletics Department, 2911 Centenary Blvd., Shreveport, LA 71134
 Best Time To Call Coach Johnson: Contact SID
 SID Fax: (318) 869-5128
 SID E-mail: jbehenna@centenary.edu
 Website: www.centenary.edu/ath

THE SERIES

Overall: LSU leads, 5-1
 At Baton Rouge: LSU leads, 3-0
 At PMAC: LSU leads, 3-0
 At Shreveport: LSU leads, 2-1
 John Brady vs. Centenary: 12-3

2002-03 SCHEDULE

| DATE | OPPONENT |
|------------|--|
| Nov. 21 | at Top of the World Classic vs. Nebraska |
| Nov. 22-24 | at Top of the World Classic |
| Nov. 26 | at UL-Monroe |
| Nov. 30 | Northwestern State |
| Dec. 3 | at Stephen F. Austin |
| Dec. 7 | UL-Monroe |
| Dec. 14 | at Western Michigan |
| Dec. 17 | Jarvis Christian |
| Dec. 20 | at Fresno State |
| Dec. 28 | at Arkansas |
| Jan. 2 | at Texas A&M |
| Jan. 4 | at Texas Christian |
| Jan. 7 | at Missouri |
| Jan. 11 | Texas-Pan American |
| Jan. 13 | at Northwestern State |
| Jan. 15 | at LSU |
| Jan. 18 | Texas A&M-CC |
| Jan. 20 | Texas-Dallas |
| Jan. 25 | Lipscomb |
| Jan. 28 | Texas College |
| Feb. 1 | Arkansas Baptist |
| Feb. 4 | at Southern |
| Feb. 8 | at Lipscomb |
| Feb. 12 | IPFW |
| Feb. 18 | at IPFW |
| Feb. 22 | at Texas A&M-CC |
| Feb. 24 | at Texas-Pan American |

2001-02 RESULTS

| DATE | OPPONENT | SCORE |
|---------|----------------------|-----------|
| Nov. 17 | East Texas Baptist | W, 87-67 |
| Nov. 20 | Tulane | L, 76-92 |
| Nov. 27 | Letourneau | W, 89-62 |
| Dec. 1 | Southern | W, 99-69 |
| Dec. 5 | Stephen F. Austin | W, 62-51 |
| Dec. 8 | Vanderbilt | L, 75-77 |
| Dec. 15 | Louisiana Tech | L, 48-68 |
| Dec. 17 | Baylor | L, 66-99 |
| Dec. 21 | Rice | L, 57-66 |
| Dec. 28 | Utah St. | L, 59-74 |
| Dec. 29 | Birmingham-So. | W, 56-38 |
| Jan. 3 | Texas A&M | W, 73-63 |
| Jan. 7 | Northwestern St. | L, 72-89 |
| Jan. 10 | Gardner-Webb | W, 74-58 |
| Jan. 12 | Texas A&M-CC | L, 80-81 |
| Jan. 16 | Texas College | W, 82-59 |
| Jan. 24 | Lipscomb | W, 52-51 |
| Jan. 26 | Gardner-Webb | L, 67-78 |
| Jan. 30 | Louisiana Tech | W, 84-71 |
| Feb. 2 | Texas-Pan American W | 61-58 |
| Feb. 5 | Lipscomb | W, 64-54 |
| Feb. 7 | UL-Lafayette | L, 62-77 |
| Feb. 16 | Arkansas Baptist | W, 107-59 |
| Feb. 19 | Northwestern St. | L, 57-65 |
| Feb. 23 | Texas A&M-CC | L, 73-77 |
| Feb. 25 | Texas-Pan American W | 85-67 |
| March 2 | Washington St. | L, 80-102 |

ROSTER

| NO. | NAME | CL-EXP | HT | WT | PTS | REB |
|-----|-------------------|--------|------|-----|------|-----|
| 1 | Andrew Wisniewski | Jr.-1L | 6-3 | 185 | 19.6 | 3.6 |
| 2 | Shawn Davis | Jr.-TR | 6-7 | 240 | --- | --- |
| 3 | Josh Thibodeaux | So.-1L | 6-2 | 170 | 5.1 | 1.1 |
| 4 | Michael Gale | Jr.-2L | 6-4 | 200 | 6.5 | 3.3 |
| 5 | Kevan Sidney | Fr.-HS | 6-2 | 180 | --- | --- |
| 10 | Aaron Moseley | Jr.-TR | 6-5 | 180 | --- | --- |
| 11 | Rickey Evans | Jr.-TR | 6-2 | 180 | --- | --- |
| 20 | Zerek Knight | Fr.-HS | 6-2 | 185 | --- | --- |
| 21 | Chad MacLies | So.-1L | 6-6 | 220 | 5.3 | 5.2 |
| 22 | DeMario Hooper | Jr.-1L | 6-4 | 190 | 9.9 | 4.8 |
| 33 | Paul Buettner | Jr.-TR | 6-10 | 235 | --- | --- |
| 42 | Ronald Mickel | Jr.-1L | 6-5 | 208 | 1.8 | 1.8 |
| 44 | Joseph Polite III | Fr.-HS | 6-7 | 215 | --- | --- |
| 55 | Jabari Buchanan | Jr.-TR | 6-6 | 235 | --- | --- |

Delaware State

TUESDAY, DEC.3,PETE MARAVICH ASSEMBLY CENTER,7 P.M.



WHO'S WHO

President: Dr. William B.DeLauder
 Athletic Director: Dr. Hallie Gregory
 Head Coach: Greg Jackson
 Assistant Coaches (Alma Mater): Jarrell Wilkerson (Norfolk State '75),Keith Walker (Clemson '81),Arthur Tyson (North Carolina Central '81)

FAST FACTS

Location: Dover, Del.
 Founded: 1891
 Enrollment: 3,400
 Nickname: Hornets
 Conference: Mid-Eastern Athletic
 Home Court (Capacity): Memorial Hall (2,000)
 Colors: Columbia Blue & Red

ABOUT THE HORNETS

Head Coach: Greg Jackson
 Alma Mater: St. Paul's,1980
 Career Record: 192-105
 At Delaware St.: 29-28
 2001-02 Record: 16-13
 Conference Record (Standing): 12-6 (2nd)

KEEPING IN TOUCH

Sports Information Director: Dennis Jones
 Basketball Contact: Dennis Jones
 SID Office Phone: (302) 857-6068
 Jones' Home Phone: (302) 736-0873
 Basketball Office: (302) 857-7559
 SID Fax: (302) 857-6069
 Press Row Phone: (302) 730-5236
 SID Mailing Address: Delaware State College,
 Sports Information Office,1200 N.DuPont Hwy.,Dover, DE 19901
 Best Time To Call Coach Jackson: Monday-Friday 10:00am-2:00pm
 SID Fax: (302) 857-6069
 SID E-mail: djones@dsc.edu
 Website: www.dsc.edu/athletics/basketball

THE SERIES

Overall: First meeting
 John Brady vs.Delaware St.: First meeting

2002-03 SCHEDULE

| DATE | OPPONENT |
|-------------|-------------------------|
| Nov. 22 | at West Virginia |
| Nov. 24 | at Dayton |
| Nov. 30 | at Hartford |
| Dec. 3 | at LSU |
| Dec. 7 | Fairleigh-Dickinson |
| Dec.16 | at Creighton |
| Dec.28 | at Rutgers |
| Dec.30 | Central Michigan |
| Jan. 4 | Florida A&M |
| Jan. 6 | Bethune-Cookman |
| Jan. 11 | at North Carolina A&T |
| Jan.13 | at South Carolina State |
| Jan.18 | at Coppin State |
| Jan.20 | at Morgan State |
| Jan.25 | MD-Eastern Shore |
| Jan.27 | Howard |
| Feb. 1 | at Hampton |
| Feb. 3 | Norfolk State |
| Feb. 8 | at Florida A&M |
| Feb. 10 | at Bethune-Cookman |
| Feb. 15 | North Carolina A&T |
| Feb. 17 | South Carolina State |
| Feb.22 | Coppin State |
| Feb.24 | Morgan State |
| March 1 | at MD-Eastern Shore |
| March 3 | at Howard |
| March 10-15 | MEAC Tournament |

2001-02 RESULTS

| DATE | OPPONENT | SCORE |
|---------|---------------------|----------|
| Jan.16 | Hartford | W, 69-57 |
| Jan.20 | Maine | W, 60-52 |
| Jan.24 | Maryland | L,53-77 |
| Jan.26 | Old Dominion | L,61-72 |
| Dec. 1 | South Carolina St. | W, 78-63 |
| Dec. 3 | North Carolina A&T | L,63-76 |
| Dec. 8 | Eastern Michigan | L,62-75 |
| Dec.19 | Fordham | L,70-80 |
| Dec.22 | Fairleigh-Dickinson | W, 79-73 |
| Dec.28 | Villanova | L,44-67 |
| Jan. 2 | Towson | L,57-64 |
| Jan. 5 | Coppin St. | W, 57-46 |
| Jan. 7 | Morgan St. | W, 77-67 |
| Jan.12 | Bethune-Cookman | W, 86-66 |
| Jan.14 | Florida A&M | W, 65-50 |
| Jan.19 | Hampton | L,55-58 |
| Jan.21 | Norfolk St. | W, 82-62 |
| Jan.26 | MD-Eastern Shore | W, 77-67 |
| Feb. 2 | South Carolina St. | L,55-61 |
| Feb. 4 | North Carolina A&T | W, 75-61 |
| Feb. 9 | Coppin St. | W, 67-65 |
| Feb. 11 | Morgan St. | W, 54-52 |
| Feb. 16 | Bethune-Cookman | W, 67-56 |
| Feb. 18 | Florida A&M | L,62-69 |
| Feb. 21 | Hampton | L,58-63 |
| Feb. 25 | Norfolk St. | L,66-73 |
| March 2 | Howard | W, 71-64 |
| March 6 | Coppin St. | W, 54-45 |
| March 8 | Howard | L,56-65 |

ROSTER

| NO. | NAME | CL-EXP | HT | WT | PTS | REB |
|-----|---------------------|--------|------|-----|------|-----|
| 00 | James Bowen | Sr.-3L | 6-1 | 170 | 10.5 | 2.4 |
| 4 | Isaiah Nathaniel | Jr.-2L | 6-5 | 185 | 1.8 | 1.1 |
| 10 | Tyrone Johnson | Jr.-2L | 6-0 | 195 | 2.4 | 1.0 |
| 12 | Miles Davis | Jr.-2L | 5-5 | 155 | 9.0 | 2.2 |
| 21 | Rasheed Oliver | Fr.-RS | 6-8 | 210 | --- | --- |
| 23 | André Matthews | Sr.-3L | 6-5 | 215 | 14.2 | 5.3 |
| 24 | Aaron Matthews | Jr.-2L | 6-6 | 235 | --- | --- |
| 31 | Sergey Stephanenkov | Sr.-3L | 6-6 | 225 | 7.6 | 5.9 |
| 32 | Anton James | Sr.-3L | 6-8 | 210 | 1.7 | 2.0 |
| 33 | Frank Stuidivant | So.-1L | 6-9 | 235 | --- | --- |
| 40 | Tremaine Robinson | Jr.-2L | 6-4 | 200 | 2.6 | 1.3 |
| 42 | Terrance Hunter | So.-1L | 6-8 | 225 | 2.1 | 1.5 |
| | Marques Gant | Fr.-HS | 6-10 | 270 | --- | --- |
| | Carlos Hawkins | So.-TR | 6-6 | 210 | --- | --- |
| | Kenneth Jones | Fr.-HS | 6-2 | 190 | --- | --- |
| | Matthew Kauderer | Jr.-TR | 6-5 | 224 | --- | --- |
| | Tyrone Lesesne | Fr.-HS | 6-0 | 155 | --- | --- |
| | Jimmy Moore | So.-TR | 5-7 | 155 | --- | --- |

Houston

WEDNESDAY, JAN.8,PETE MARAVICH ASSEMBLY CENTER,7 P.M.



WHO'S WHO

President: Dr. Arthur Smith
 Athletic Director: Dave Maggard
 Head Coach: Ray McCallum
 Assistant Coaches (Alma Mater): John Fitzpatrick (Bowling Green '80),Brian Hecker (Indiana '90),Melvin Haralson (Auburn '88)

FAST FACTS

Location: Houston, Texas
 Founded: 1927
 Enrollment: 32,651
 Nickname: Cougars
 Conference: Conference USA
 Home Court (Capacity): Hofheinz Pavilion (8,479)
 Colors: Scarlet,White & Navy trim

ABOUT THE COUGARS

Head Coach: Ray McCallum
 Alma Mater: Ball State,1983
 Career Record: 153-111

2002-03 SCHEDULE

| DATE | OPPONENT |
|-------------|---------------------------------|
| Nov. 23 | Prairie View A&M |
| Nov. 27 | Rice |
| Nov. 30 | Baylor |
| Dec. 4 | UTEP |
| Dec. 7 | Texas-Arlington |
| Dec. 9 | at Southwest Texas State |
| Dec.21 | San Diego State |
| Dec.23 | at Washington |
| Dec.28 | UL-Lafayette |
| Jan. 1 | at Texas Tech |
| Jan. 8 | at LSU |
| Jan.11 | UAB |
| Jan.18 | Saint Louis |
| Jan.22 | at Memphis |
| Jan.25 | at Southern Miss |
| Jan.29 | South Florida |
| Feb. 1 | at TCU |
| Feb. 4 | Tulane |
| Feb. 8 | Louisville |
| Feb. 12 | at Charlotte |
| Feb. 15 | at South Florida |
| Feb. 18 | Southern Miss |
| Feb. 22 | at UAB |
| Feb. 26 | at Tulane |
| March 1 | TCU |
| March 6 | Memphis |
| March 8 | at DePaul |
| March 12-15 | at Conference USA Tournament |

At Houston: 27-35
 2001-02 Record: 18-15
 Conference Record (Standing): 9-7 (2nd National)

KEEPING IN TOUCH

Sports Information Director: Chris Burkhalter
 Basketball Contact: Rick Poulter
 SID Office Phone: (713) 743-9407
 Poulter's Home Phone: (281) 489-7364
 Basketball Office: (713) 743-9430
 Press Row Phone: (713) 743-9477
 SID Mailing Address: University of Houston,
 Sports Information Office,3100 Cullen Blvd.,
 Suite 2008,Houston,TX 77204
 Best Time To Call Coach McCallum: Contact
 SID
 SID Fax: (713) 743-9411
 SID E-mail: rpoulter@uh.edu
 Website: www.UHcougars.com

THE SERIES

Overall: Houston leads,6-4
 At Baton Rouge: LSU leads,2-1
 At Houston: Houston leads,4-2
 At Neutral Sites: Houston leads,1-0
 John Brady vs.Houston: 3-1

2001-02 RESULTS

| DATE | OPPONENT | SCORE |
|----------|--------------------|----------|
| Nov. 19 | UCLA | L,60-71 |
| Nov. 20 | Kansas | L,78-95 |
| Nov. 21 | Chaminade | W, 76-73 |
| Nov. 29 | Rice | W, 62-61 |
| Dec. 2 | North Texas | W, 75-69 |
| Dec. 4 | Texas Southern | W, 82-79 |
| Dec.14 | Texas Tech | L,64-71 |
| Dec.16 | Southwest Texas | W, 89-62 |
| Dec.20 | LSU | L,69-73 |
| Dec.23 | North Carolina St. | L,66-67 |
| Dec.30 | Tennessee St. | W, 91-60 |
| Jan. 5 | St.Louis | L,64-67 |
| Jan. 7 | Tulane | W, 69-66 |
| Jan.12 | Cincinnati | L,63-79 |
| Jan.15 | TCU | W, 82-71 |
| Jan.17 | Prairie View A&M | W, 99-83 |
| Jan.19 | UAB | W, 80-71 |
| Jan.23 | Southern Miss | W, 74-66 |
| Jan.26 | Memphis | L,66-84 |
| Jan.29 | San Diego St. | L,66-78 |
| Feb. 2 | Charlotte | L,68-83 |
| Feb. 5 | Southern Miss | W, 68-60 |
| Feb. 9 | TCU | L,68-87 |
| Feb. 12 | South Florida | W, 91-75 |
| Feb. 16 | Memphis | W, 76-73 |
| Feb. 19 | Tulane | W, 85-81 |
| Feb. 23 | East Carolina | L,46-63 |
| Feb. 26 | South Florida | L,57-88 |
| March 2 | UAB | W, 76-72 |
| March 6 | East Carolina | W, 58-49 |
| March 7 | Memphis | W, 80-74 |
| March 8 | Marquette | L,73-85 |
| March 13 | Vanderbilt | L,50-59 |

ROSTER

| NO. | NAME | CL-EXP | HT | WT | PTS | REB |
|-----|-----------------|--------|------|-----|------|-----|
| 3 | Marcus Olivier | Sr.-3L | 6-3 | 200 | 6.6 | 2.0 |
| 5 | Jereme McGuiire | Sr.-1L | 6-10 | 215 | 5.1 | 3.1 |
| 11 | Jarrett Sidney | Jr.-RS | 6-1 | 177 | 1.0 | 0.7 |
| 15 | Louis Truscott | Sr.-1L | 6-6 | 215 | 13.4 | 9.3 |
| 20 | Andre Owens | So.-TR | 6-4 | 200 | --- | --- |
| 23 | Julius Keys | Sr.-1L | 6-2 | 190 | 0.9 | 0.6 |
| 24 | Bryan Shelton | So.-1L | 6-4 | 175 | 3.2 | 0.9 |
| 51 | Moshood Martins | So.-HS | 6-10 | 230 | --- | --- |
| | Cedric Hensley | Fr.-HS | 6-4 | 195 | --- | --- |
| | Dwight Jones,II | Fr.-HS | 6-2 | 180 | --- | --- |
| | Cedric Fears | Fr.-HS | 6-8 | 220 | --- | --- |
| | Anwar Ferguson | Jr.-JC | 7-0 | 200 | --- | --- |

Opponents

McNeese State

SATURDAY, DEC.7,PETE MARAVICH ASSEMBLY CENTER,2 P.M.



WHO'S WHO

President: Dr. Robert Hebert
 Athletic Director: Sonny Watkins
 Head Coach: Tic Price
 Assistant Coaches (Alma Mater): David Dumars (Louisiana-Monroe '80), John Dillard (Lindsey Wilson '91), Jamie Eagles (Louisiana Tech '99)

FAST FACTS

Location: Lake Charles,La.
 Founded: 1939
 Enrollment: 7,800
 Nickname: Cowboys
 Conference: Southland
 Home Court (Capacity): Burton Coliseum (8,000)
 Colors: Blue & Gold

ABOUT THE COWBOYS

Head Coach: Tic Price
 Alma Mater: Virginia Tech,1979
 Career Record: 114-63
 At McNeese St.: 21-9
 2001-02 Record: 21-9
 Conference Record (Standing): 17-3 (1st)

KEEPING IN TOUCH

Sports Information Director: Louis Bonnette
 Basketball Contact: Louis Bonnette
 SID Office Phone: (337) 475-5207
 Bonnette's Home Phone: (337) 477-4182
 Basketball Office: (337) 475-5480
 Press Row Phone: (337) 475-8008
 SID Mailing Address: McNeese State University, Sports Information Office,PO Box 92735,Lake Charles,LA 70609
 Best Time To Call Coach Price: Contact SID
 SID Fax: (337) 475-5202
 SID E-mail: lbonnette@structurex.net
 Website: www.mcneese.edu/sports

THE SERIES

Overall: LSU leads,11-0
 At Baton Rouge: LSU leads,10-0
 At PMAC: LSU leads,10-0
 At Lake Charles: LSU leads,1-0
 John Brady vs.McNeese St.: 3-0

2002-03 SCHEDULE

| DATE | OPPONENT |
|---------|-----------------------|
| Nov. 22 | Texas Wesleyan |
| Nov. 25 | at Mississippi State |
| Nov. 27 | UL-Lafayette |
| Dec. 2 | Loyola (NO) |
| Dec. 7 | at LSU |
| Dec.14 | at Liberty |
| Dec.19 | at Texas |
| Dec.28 | Southwest Texas |
| Dec.30 | Sam Houston State |
| Jan. 2 | at Texas-Arlington |
| Jan. 4 | at Stephen F. Austin |
| Jan. 9 | Northwestern State |
| Jan.11 | UL-Monroe |
| Jan.16 | at Southwest Texas |
| Jan.18 | at Texas-San Antonio |
| Jan.23 | at Nicholls State |
| Jan.30 | at UL-Monroe |
| Feb. 1 | at Lamar |
| Feb. 8 | Stephen F. Austin |
| Feb. 10 | Texas-Arlington |
| Feb. 13 | at Northwestern State |
| Feb. 20 | Texas-San Antonio |
| Feb. 22 | at SE-Louisiana |
| Feb. 27 | Nicholls State |
| March 1 | SE-Louisiana |
| March 5 | at Sam Houston State |
| March 7 | Lamar |

2001-02 RESULTS

| DATE | OPPONENT | SCORE |
|----------|-------------------|----------|
| Nov. 17 | UL-Lafayette | L,69-76 |
| Nov. 19 | Loyola (NO) | W, 88-46 |
| Nov. 27 | Auburn | L,74-78 |
| Nov. 29 | Alabama | L,61-90 |
| Dec. 1 | UL-Monroe | L,73-79 |
| Dec. 3 | Nicholls St. | W, 67-60 |
| Dec. 5 | Jackson St. | W, 70-63 |
| Dec. 8 | Southwest Texas | W, 76-66 |
| Dec.15 | LSU | L,57-80 |
| Dec.19 | Texas | L,67-80 |
| Dec.22 | SE Louisiana | W, 68-63 |
| Dec.29 | Texas-San Antonio | W, 71-55 |
| Jan. 3 | Sam Houston St. | L,75-76 |
| Jan. 5 | Lamar | W, 73-65 |
| Jan.10 | Texas-San Antonio | L,73-81 |
| Jan.12 | Southwest Texas | W, 76-71 |
| Jan.14 | UL-Monroe | W, 66-55 |
| Jan.19 | Texas-Arlington | W, 67-61 |
| Jan.26 | SE Louisiana | W, 60-58 |
| Jan.28 | Nicholls St. | W, 74-46 |
| Feb. 2 | Northwestern St. | W, 67-63 |
| Feb. 9 | Stephen F. Austin | W, 65-49 |
| Feb. 11 | Texas-Arlington | W, 81-74 |
| Feb. 21 | Lamar | W, 74-46 |
| Feb. 23 | Sam Houston St. | W, 79-68 |
| Feb. 28 | Northwestern St. | W, 75-53 |
| March 2 | Stephen F. Austin | W, 62-37 |
| March 6 | Lamar | W, 71-57 |
| March 9 | UL-Monroe | W, 65-43 |
| March 15 | Mississippi St. | L,58-70 |

ROSTER

| NO. | NAME | CL-EXP | HT | WT | PTS | REB |
|-----|-----------------|--------|------|-----|------|-----|
| 1 | Jerrick Oliver | Jr.-JC | 6-7 | 200 | --- | --- |
| 2 | Eldridge Lewis | Jr.-2L | 5-10 | 175 | 3.1 | 0.9 |
| 3 | Jason Coleman | Sr.-3L | 6-4 | 180 | 14.4 | 2.5 |
| 5 | Larry Jackson | Sr.-1L | 6-11 | 288 | 1.7 | 1.9 |
| 10 | Greg Tucker | Jr.-JC | 6-2 | 185 | 15.0 | --- |
| 12 | Marcus Watts | Fr.-HS | 6-8 | 200 | --- | --- |
| 13 | Adrian Johnson | Sr.-3L | 6-6 | 193 | 3.7 | 3.1 |
| 14 | John Williams | So.-1L | 6-0 | 180 | 0.8 | 0.3 |
| 15 | Ryan Price | Fr.-HS | 6-2 | 180 | --- | --- |
| 21 | Tom Miley | Jr.-JC | 6-10 | 245 | 13.0 | 8.0 |
| 22 | Damond Williams | Sr.-1L | 6-5 | 210 | 11.4 | 5.5 |
| 23 | Edward Garriet | Jr.-1L | 6-0 | 180 | 4.1 | 1.0 |
| 31 | Monte Farmer | Jr.-JC | 6-9 | 210 | 13.0 | 8.0 |
| 41 | Brett Teeter | So.-1L | 6-6 | 220 | 1.3 | 2.7 |

New Orleans

MONDAY, DEC.30,PETE MARAVICH ASSEMBLY CENTER,7 P.M.



WHO'S WHO

Chancellor: Dr. Gregory M.St.L.O'Brien
 Athletic Director: Bob Brown
 Head Coach: Monte Towe
 Assistant Coaches (Alma Mater): Patrick Harrington (Rollins College '86),Nikita Johnson (West Georgia '89),Mark Downey (Charleston '95)

FAST FACTS

Location: New Orleans,La.
 Founded: 1958
 Enrollment: 17,014
 Nickname: Privateers
 Conference: Sun Belt
 Home Court (Capacity): Lakefront Arena (10,000)
 Colors: Royal Blue & Silver

ABOUT THE PRIVATEERS

Head Coach: Monte Towe
 Alma Mater: North Carolina State,1975

Career Record: 15-14
 At New Orleans: 15-14
 2001-02 Record: 15-14
 Conference Record (Standing): 9-6 (13rd West)

KEEPING IN TOUCH

Sports Information Director: Bob Boyle
 Basketball Contact: Bob Boyle
 SID Office Phone: (504) 280-6284
 Boyle's Home Phone: (504) 733-4618
 Basketball Office: (504) 280-6239
 Press Row Phone: (504) 280-3874
 SID Mailing Address: University of New Orleans,Athletic Department,New Orleans, LA 70148

Best Time To Call Coach Towe: Early Morning/Contact SID
 SID Fax: (504) 280-7240
 SID E-mail: privateerssid@aol.com or sid@uno.edu
 Website: www.unoprivateers.com

THE SERIES

Overall: LSU leads,6-4
 At Baton Rouge: Tied,3-3
 At PMAC: Series tied,3-3
 At New Orleans: LSU leads,3-1
 John Brady vs.New Orleans: 1-1

2002-03 SCHEDULE

| DATE | OPPONENT |
|------------|----------------------------------|
| Nov. 23 | St.Leo University |
| Nov. 26 | Jackson State |
| Nov. 30 | Rollins College |
| Dec. 2 | Jacksonville |
| Dec. 5 | Tulane |
| Dec. 7 | SE Louisiana |
| Dec.15 | at Lipscomb |
| Dec.17 | at Southwest Texas |
| Dec.20 | at Hawaii Festival vs. Cal. Poly |
| Dec.21 | at Hawaii Festival |
| Dec.23 | at LSU |
| Jan. 4 | at South Alabama |
| Jan. 9 | New Mexico State |
| Jan.11 | UL-Lafayette |
| Jan.16 | at Western Kentucky |
| Jan.18 | at Middle Tennessee |
| Jan.23 | North Texas |
| Jan.25 | Denver |
| Jan.30 | Arkansas State |
| Feb. 1 | at Arkansas-Little Rock |
| Feb. 6 | at New Mexico State |
| Feb. 8 | at UL-Lafayette |
| Feb. 15 | Florida International |
| Feb. 17 | at Florida |
| Feb. 20 | at North Texas |
| Feb. 23 | at Denver |
| Feb. 26 | Texas A&M-CC |
| March 1 | South Alabama |
| March 5-11 | at Sun Belt Conference |

2001-02 RESULTS

| DATE | OPPONENT | SCORE |
|---------|------------------|----------|
| Nov. 14 | MD-Eastern Shore | L,46-48 |
| Nov. 17 | Rollins College | W, 71-56 |
| Nov. 19 | Jacksonville | L,58-73 |
| Nov. 24 | Nicholls St. | W, 80-66 |
| Nov. 26 | Norfolk St. | W, 61-54 |
| Nov. 29 | Oklahoma St. | L,47-95 |
| Dec. 1 | SW-Missouri St. | L,55-71 |
| Dec. 5 | Tulane | L,63-74 |
| Dec. 8 | SE Louisiana | W, 58-47 |
| Dec. 18 | LSU | W, 60-59 |
| Dec. 22 | Florida | L,60-76 |
| Dec. 28 | West.Kentucky | L,76-90 |
| Dec.30 | Middle Tennessee | L,64-69 |
| Jan. 3 | New Mexico St. | L,62-77 |
| Jan. 5 | UL-Lafayette | L,78-102 |
| Jan. 14 | Arkansas-LR | W, 73-72 |
| Jan. 17 | South Alabama | W, 62-44 |
| Jan. 19 | Arkansas St. | W, 68-65 |
| Jan. 24 | Texas A&M-CC | W, 82-68 |
| Jan. 26 | Florida Intl. | L,55-69 |
| Jan. 31 | New Mexico St. | L,62-64 |
| Feb. 4 | UL-Lafayette | W, 63-61 |
| Feb. 7 | North Texas | W, 82-75 |
| Feb. 10 | Denver | W, 74-73 |
| Feb. 16 | South Alabama | W, 78-67 |
| Feb. 21 | North Texas | W, 83-61 |
| Feb. 23 | Denver | W, 69-46 |
| March 3 | Arkansas-LR | L,67-71 |

ROSTER

| NO. | NAME | CL-EXP | HT | WT | PTS | REB |
|-----|--------------------|--------|------|-----|------|------|
| 2 | A.J. Meredith | Jr.-2L | 6-0 | 185 | 2.8 | 1.4 |
| 3 | Justin Lauga | Jr.-1L | 6-0 | 170 | 1.5 | 0.3 |
| 4 | Victor Brown | So.-1L | 6-8 | 210 | 7.8 | 4.8 |
| 21 | Ben Wilson | Jr.-2L | 6-3 | 190 | 5.4 | 1.9 |
| 22 | Jason Mann | Sr.-2L | 6-8 | 210 | 2.6 | 3.1 |
| 23 | Kentrell Martin | Jr.-1L | 6-4 | 200 | 3.4 | 2.5 |
| 33 | Kyle Buggs | Jr.-2L | 6-3 | 155 | 11.1 | 3.2 |
| 54 | Hector Romero | Sr.-1L | 6-7 | 225 | 20.8 | 10.8 |
| 55 | Nerijus Lissauskas | Sr.-1L | 6-10 | 240 | 5.7 | 3.1 |
| | Johnell Smith | Jr.-TR | 6-2 | 190 | --- | --- |
| | Ricky Bennett | Jr.-TR | 6-2 | 190 | --- | --- |
| | Billy McDade | Fr.-HS | 6-8 | 215 | --- | --- |
| | Tommy Biggoms | Fr.-HS | 6-9 | 225 | --- | --- |
| | Shawn Malloy | Fr.-HS | 6-9 | 225 | --- | --- |

Prairie View A&M

TUESDAY, DEC. 18, PETE MARAVICH ASSEMBLY CENTER, 7 P.M.

WHO'S WHO

President (Interim): Willie Tempton
 Athletic Director: Charles McClelland
 Head Coach: Jerome Francis, Jr.
 Assistant Coaches (Alma Mater): Darrell Hawkins (Arkansas '93), Kabir Tompkins (Prairie View '02)

FAST FACTS

Location: Prairie View, Texas
 Founded: 1876
 Enrollment: 6,807
 Nickname: Panthers
 Conference: Southwestern Athletic
 Home Court (Capacity): William Nicks Building (5,000)
 Colors: Purple & Gold

ABOUT THE PANTHERS

Head Coach: Jerome Francis, Jr.
 Alma Mater: Ohio State, 1991
 Career Record: First season
 At Prairie View: First season
 2001-02 Record: 10-20
 Conference Record (Standing): 8-10 (7th)

2002-03 SCHEDULE

| DATE | OPPONENT |
|-----------------|-----------------------|
| Nov. 23 | at Houston |
| Nov. 26 | at Tulsa |
| Nov. 30 | at Oklahoma |
| Dec. 7 | Texas A&M |
| Dec. 17 | at LSU |
| Dec. 19 | at Arkansas-LR |
| Dec. 21 | at Wyoming |
| Dec. 27 | at Colorado State |
| Jan. 4 | at Alcorn State |
| Jan. 6 | at Southern |
| Jan. 11 | Texas Southern |
| Jan. 18 | Grambling State |
| Jan. 20 | Jackson State |
| Jan. 25 | at Mississippi Valley |
| Jan. 27 | at Arkansas-PB |
| Feb. 1 | Alabama State |
| Feb. 3 | Alabama A&M |
| Feb. 8 | at Texas Southern |
| Feb. 11 | Texas A&M-CC |
| Feb. 15 | at Jackson State |
| Feb. 17 | at Grambling State |
| Feb. 22 | Mississippi Valley |
| Feb. 24 | Arkansas-PB |
| March 1 | at Alabama State |
| March 3 | at Alabama A&M |
| March 6 | Southern |
| March 8 | Alcorn State |
| March 11, 14-15 | at SWAC Tournament |

ROSTER

| NO. | NAME | CL-EXP | HT | WT | PTS | REB |
|-----|------------------|--------|------|-----|------|-----|
| 3 | Gregory Burks | Sr.-3L | 5-10 | 161 | 17.6 | --- |
| 15 | Christian Sonier | Jr.-2L | 5-10 | 150 | 4.5 | 0.8 |
| 22 | Brandon Mooror | Sr.-3L | 6-9 | 220 | 4.8 | 3.0 |
| 30 | Chris Garwood | Jr.-2L | 6-9 | 193 | 2.1 | 2.3 |
| 42 | Jamar Miles | Sr.-3L | 6-6 | 205 | 10.0 | 4.4 |
| 54 | Roderick Riley | Jr.-2L | 6-11 | 310 | 10.6 | 7.6 |
| | Kevin Cooper | Jr.-TR | 6-3 | 180 | 14.0 | 4.0 |
| | Derek Flora | Jr.-TR | 6-4 | 180 | 15.0 | 6.0 |
| | Dashon Harper | Fr.-HS | 5-11 | 170 | 23.1 | 3.5 |
| | Malachi Thurston | Jr.-TR | 6-6 | 190 | 26.8 | 8.3 |

Texas A&M

SATURDAY, NOV. 30, SPACE CITY SPORTS CLASSIC, HOUSTON, TEXAS, 1 P.M. (Lone Star Net)



WHO'S WHO

President: Dr Robert Gates
 Athletic Director: Wally Groff
 Head Coach: Melvin Watkins
 Assistant Coaches (Alma Mater): Tom Billeter (Illinois '83), Lew Hill (Wichita State '88), Bobby Kummer (UNC-Charlotte '96)

FAST FACTS

Location: College Station, Texas
 Founded: 1872
 Enrollment: 44,081
 Nickname: Aggies
 Conference: Big 12
 Home Court (Capacity): Reed Arena (12,500)
 Colors: Maroon & White

ABOUT THE AGGIES

Head Coach: Melvin Watkins
 Alma Mater: UNC Charlotte, 1977
 Career Record: 81-97

2002-03 SCHEDULE

| DATE | OPPONENT |
|-------------|--|
| Nov. 24 | Texas Southern |
| Nov. 26 | at Miami (Fla.) |
| Nov. 30 | at Space City Basketball Classic vs. LSU |
| Dec. 2 | Oakland |
| Dec. 4 | Tennessee |
| Dec. 7 | at Prairie View A&M |
| Dec. 15 | Texas-San Antonio |
| Dec. 22 | Louisiana-Monroe |
| Dec. 27 | at Cable Car Classic vs. Princeton |
| Dec. 28 | at Cable Car Classic |
| Jan. 2 | Centenary |
| Jan. 11 | Oklahoma State |
| Jan. 15 | at Nebraska |
| Jan. 18 | at Texas |
| Jan. 25 | Kansas State |
| Jan. 28 | at Oklahoma |
| Feb. 1 | Texas Tech |
| Feb. 4 | at Baylor |
| Feb. 8 | Texas |
| Feb. 12 | Missouri |
| Feb. 15 | at Colorado |
| Feb. 19 | Iowa State |
| Feb. 22 | at Texas Tech |
| Feb. 26 | at Kansas |
| March 1 | Oklahoma |
| March 5 | Baylor |
| March 8 | at Oklahoma State |
| March 13-16 | at Big 12 Tournament |

ROSTER

| NO. | NAME | CL-EXP | HT | WT | PTS | REB |
|-----|------------------------|--------|------|-----|------|------|
| 2 | Keith Bean | Sr.-2L | 6-8 | 255 | 6.7 | 5.7 |
| 3 | Jesse King | Jr.-2L | 6-7 | 225 | 7.5 | 3.6 |
| 5 | Nick Anderson | Jr.-2L | 6-6 | 230 | 10.1 | 5.1 |
| 10 | Leandro Garcia-Morales | Jr.-TR | 6-1 | 180 | 22.9 | --- |
| 11 | Luis Clemente | Fr.-HS | 6-8 | 225 | 14.3 | 8.2 |
| 12 | Dylan Leal | Jr.-2L | 6-4 | 195 | 1.4 | 0.4 |
| 14 | Tomas Ressa | Jr.-2L | 7-0 | 230 | 1.3 | 1.8 |
| 20 | Brian Brookhart | Sr.-3L | 6-10 | 230 | 1.0 | 1.1 |
| 21 | Antoine Wright | Fr.-HS | 6-7 | 195 | 26.5 | 11.0 |
| 22 | Kevin Turner | Jr.-TR | 6-2 | 175 | --- | --- |
| 23 | Marcus Watkins | Fr.-HS | 6-4 | 175 | 31.1 | 8.3 |
| 24 | Bradley Jackson | Sr.-1L | 5-11 | 185 | 4.9 | 2.1 |
| 32 | Bernard King | Sr.-3L | 6-5 | 195 | 17.2 | 4.7 |
| 44 | Nolan Butterfrass | Jr.-2L | 6-10 | 265 | 0.6 | 1.0 |
| 50 | Andy Slocum | Jr.-2L | 7-0 | 265 | 6.8 | 6.4 |

Opponents

Texas A&M-Corpus Christi

SATURDAY, DEC.14,PETE MARAVICH ASSEMBLY CENTER,7 P.M.



WHO'S WHO

President: Dr. Robert Ferguson
 Athletic Director: Dan Viola
 Head Coach: Ronnie Arrow
 Assistant Coaches (Alma Mater): Bobby Taylor (Toledo '90), Andy Helton (Miami-Ohio '92)

FAST FACTS

Location: Corpus Christi, Texas
 Founded: 1947
 Enrollment: 7,369
 Nickname: Islanders
 Conference: Independent
 Home Court (Capacity): Circle K Court (3,500)
 Colors: Blue, Green & Silver

2002-03 SCHEDULE

| DATE | OPPONENT |
|---------|--|
| Nov. 22 | at Hawaii Tournament |
| Nov. 24 | at Hawaii Tournament |
| Nov. 27 | Trinity |
| Nov. 30 | at Lamar |
| Dec. 3 | Loyola-Chicago |
| Dec. 7 | Morehead State |
| Dec. 14 | at LSU |
| Dec. 17 | Howard Payne |
| Dec. 19 | at Alabama-Birmingham |
| Dec. 27 | Flint Hills Resources Islander Classic vs.Morgan State |
| Dec. 28 | Islander Classic |
| Jan. 4 | at Savannah State |
| Jan. 6 | at Florida State |
| Jan. 14 | Sacramento State |
| Jan. 18 | at Centenary |
| Jan. 20 | at Arkansas State |
| Jan. 25 | Texas-Pan American |
| Jan. 27 | at Oakland |
| Feb. 1 | at Sam Houston State |
| Feb. 3 | IUPUI-Fort Wayne |
| Feb. 8 | Savannah State |
| Feb. 11 | at Prairie View A&M |
| Feb. 15 | at Texas-Pan American |
| Feb. 18 | at Texas-El Paso |
| Feb. 22 | Centenary |
| Feb. 26 | at New Orleans |
| March 1 | Binghamton |

ABOUT THE ISLANDERS

Head Coach: Ronnie Arrow
 Alma Mater: Southwest Texas State, 1969
 Career Record: 153-135
 At Texas A&M-CC: 39-42
 2001-02 Record: 12-15

KEEPING IN TOUCH

Sports Information Director: John Gilger
 Basketball Contact: John Gilger
 SID Office Phone: (361) 825-3410
 Gilger's Home Phone: (361) 937-2739
 Basketball Office: (361) 825-3417
 Press Row Phone: (361) 653-1772
 SID Mailing Address: Texas A&M University-Corpus Christi, Sports Information Office, 6300 Ocean Drive, Corpus Christi, TX 78412
 Best Time To Call Coach Arrow: Contact SID
 SID Fax: (361) 825-3218
 SID E-mail: jgilger@falcon.tamucc.edu
 Website: www.tamucc.edu

THE SERIES

Overall: First meeting
 John Brady vs. Texas A&M-CC: First meeting

2001-02 RESULTS

| DATE | OPPONENT | SCORE |
|---------|---------------------|------------|
| Nov. 16 | Sul Ross St. | W, 93-59 |
| Nov. 25 | Southwest Texas St. | L, 89-99 |
| Nov. 29 | Loyola-Chicago | L, 66-86 |
| Dec. 1 | Illinois | L, 56-80 |
| Dec. 5 | Texas | L, 64-89 |
| Dec. 8 | Texas-El Paso | L, 56-82 |
| Dec. 15 | Lamar | L, 67-69 |
| Dec. 17 | San Francisco | W, 80-75 |
| Dec. 21 | Denver | W, 81-79 |
| Dec. 28 | Wayland Baptist | W, 92-83 |
| Dec. 29 | Arkansas St. | W, 102-98 |
| Jan. 3 | Sacramento St. | L, 69-82 |
| Jan. 5 | San Francisco | L, 63-65 |
| Jan. 8 | San Diego St. | L, 79-82 |
| Jan. 12 | Centenary | W, 81-80 |
| Jan. 14 | UMKC | L, 61-67 |
| Jan. 17 | Gardner-Webb | W, 86-78 |
| Jan. 24 | New Orleans | L, 68-82 |
| Jan. 26 | Texas-Pan American | W, 87-80 |
| Jan. 31 | Lipscomb | L, 79-81 |
| Feb. 2 | Gardner-Webb | L, 76-86 |
| Feb. 5 | Denver | L, 68-78 |
| Feb. 9 | Texas-Pan American | L, 105-110 |
| Feb. 13 | Savannah St. | L, 77-62 |
| Feb. 18 | Lipscomb | W, 75-61 |
| Feb. 23 | Centenary | W, 77-73 |
| Feb. 28 | Savannah St. | W, 96-66 |

ROSTER

| NO. | NAME | CL-EXP | HT | WT | PTS | REB |
|-----|-------------------|--------|------|-----|------|-----|
| 3 | Brian Evans | Jr.-2L | 6-1 | 180 | 13.5 | 3.3 |
| 4 | Chuck Archambault | Sr.-1L | 6-2 | 165 | 6.4 | 1.0 |
| 10 | Thomas Bailey | Jr.-1L | 6-9 | 173 | 4.2 | 2.3 |
| 11 | Travis Bailey | Jr.-1L | 6-3 | 175 | 9.5 | 2.3 |
| 12 | Kemar Burrowes | Sr.-1L | 6-2 | 185 | 2.5 | 0.6 |
| 15 | Nick Jackson | So.-1L | 6-9 | 225 | 0.0 | 0.7 |
| 24 | Derrick Murphy | Jr.-1L | 6-7 | 198 | 9.4 | 6.7 |
| 33 | Corey Lamkin | So.-1L | 6-6 | 220 | 7.8 | 6.5 |
| 40 | Shaun Hemsley | Sr.-3L | 6-9 | 215 | 2.8 | 2.2 |
| 50 | Sean Cole | So.-1L | 6-7 | 220 | 0.3 | 0.8 |
| | Kyle Edwards | Jr.-TR | 6-9 | 210 | --- | --- |
| | Aaron White | Fr.-HS | 5-10 | 170 | --- | --- |

Tulane

SATURDAY, DEC.28,SUGAR BOWL CLASSIC,NEW ORLEANS ARENA, 2:30 P.M.(SEC-TV/Fox)



WHO'S WHO

President: Dr. Scott S. Cowen
 Athletic Director: Rick Dickson
 Head Coach: Shawn Finney
 Assistant Coaches (Alma Mater): Wade O'Connor (Bridgewater State '94), Jeff Reynolds (UNC-Greensboro '78), Steve Snell (Radford '88)

FAST FACTS

Location: New Orleans, La.
 Founded: 1834
 Enrollment: 12,381
 Nickname: Green Wave
 Conference: Conference USA
 Home Court (Capacity): Fogelman Arena (3,600)
 Colors: Olive Green & Sky Blue

ABOUT THE GREEN WAVE

Head Coach: Shawn Finney
 Alma Mater: Fairmont State, 1985
 Career Record: 23-36

At Tulane: 23-36
 2001-02 Record: 14-15
 Conference Record (Standing): 5-11 (6th National)

KEEPING IN TOUCH

Media Relations Director: Donna Turner
 Basketball Contact: John Sudsbury
 MRD Office Phone: (504) 865-5506
 Sudsbury's Home Phone: (504) 296-2573
 Basketball Office: (504) 865-5505
 Press Row Phone: (504) 862-8122
 MRD Mailing Address: Tulane University, Athletic Media Relations, James W. Wilson Jr. Center, Ben Weiner Drive, New Orleans, LA 70118
 Best Time To Call Coach Finney: Contact MRD
 MRD Fax: (504) 865-5512
 MRD E-mail: jsudsbu@tulane.edu
 Website: www.TulaneGreenWave.com

THE SERIES

Overall: LSU leads, 119-83
 At Baton Rouge: LSU leads, 66-33
 At PMAC: LSU leads, 9-1
 At New Orleans: LSU leads, 51-48
 At Neutral Sites: Series tied, 2-2
 John Brady vs. Tulane: 0-0

2002-03 SCHEDULE

| DATE | OPPONENT |
|-------------|------------------------------|
| Nov. 22 | at Rice |
| Nov. 25 | Loyola (NO) |
| Nov. 28 | Maine |
| Nov. 29 | UCF |
| Dec. 1 | University Hoops Classic |
| Dec. 5 | at New Orleans |
| Dec. 7 | at Vanderbilt |
| Dec. 10 | vs. Kentucky |
| Dec. 20 | Savannah State |
| Dec. 23 | Jackson State |
| Dec. 28 | at Nokia Sugar Bowl vs. LSU |
| Jan. 2 | Georgia Tech |
| Jan. 4 | Morris Brown |
| Jan. 7 | at Memphis |
| Jan. 14 | Marquette |
| Jan. 18 | at Cincinnati |
| Jan. 22 | at TCU |
| Jan. 25 | UAB |
| Feb. 1 | East Carolina |
| Feb. 4 | at Houston |
| Feb. 8 | at UAB |
| Feb. 13 | Memphis |
| Feb. 15 | TCU |
| Feb. 18 | South Florida |
| Feb. 22 | at Southern Miss |
| Feb. 26 | Houston |
| March 1 | at St. Louis |
| March 5 | at South Florida |
| March 7 | Southern Miss |
| March 12-15 | at Conference USA Tournament |

2001-02 RESULTS

| DATE | OPPONENT | SCORE |
|---------|-----------------|-----------|
| Nov. 16 | Loyola | W, 87-47 |
| Nov. 20 | Centenary | W, 92-76 |
| Nov. 24 | Norfolk St. | W, 89-67 |
| Nov. 27 | VCU | W, 76-72 |
| Dec. 2 | Florida | L, 65-81 |
| Dec. 5 | New Orleans | W, 74-63 |
| Dec. 10 | Vanderbilt | W, 87-77 |
| Dec. 21 | Lipscomb | W, 77-64 |
| Dec. 23 | Georgia Tech | W, 79-69 |
| Dec. 29 | Mississippi St. | L, 66-77 |
| Jan. 2 | Kentucky | L, 67-101 |
| Jan. 5 | DePaul | W, 73-63 |
| Jan. 8 | Houston | L, 66-69 |
| Jan. 12 | Memphis | L, 70-78 |
| Jan. 15 | Southern Miss | W, 70-61 |
| Jan. 19 | TCU | W, 87-82 |
| Jan. 23 | South Florida | L, 54-68 |
| Jan. 26 | UAB | L, 63-80 |
| Jan. 29 | Marquette | L, 66-68 |
| Feb. 2 | Southern Miss | W, 66-61 |
| Feb. 4 | Memphis | L, 72-78 |
| Feb. 9 | South Florida | L, 65-76 |
| Feb. 16 | UAB | W, 83-72 |
| Feb. 19 | Houston | L, 81-85 |
| Feb. 23 | Charlotte | L, 54-96 |
| Feb. 26 | TCU | L, 87-106 |
| March 2 | St. Louis | L, 59-67 |
| March 6 | St. Louis | W, 50-47 |
| March 7 | Charlotte | L, 69-78 |

ROSTER

| NO. | NAME | CL-EXP | HT | WT | PTS | REB |
|-----|--------------------|--------|------|-----|------|-----|
| 2 | Brandon Spann | Sr.-3L | 6-1 | 185 | 13.4 | 3.0 |
| 3 | Waitari Marsh | Sr.-3L | 6-3 | 195 | 11.8 | 3.8 |
| 4 | Karl Hollingsworth | So.-1L | 6-5 | 220 | 2.0 | 1.5 |
| 5 | Brandon Brown | Sr.-3L | 6-8 | 230 | 14.8 | 7.4 |
| 10 | Brian Raimondi | So.-1L | 6-1 | 165 | 1.0 | 0.5 |
| 11 | Marcus Kinzer | So.-1L | 5-11 | 170 | 2.9 | 1.1 |
| 15 | Nick Sinville | Sr.-1L | 6-6 | 230 | 9.5 | 5.5 |
| 21 | Marc Siegel | Jr.-2L | 6-0 | 175 | 0.0 | 0.8 |
| 23 | Byron Parker | Sr.-1L | 6-2 | 185 | 1.5 | 0.5 |
| 30 | Ben Benfield | So.-1L | 6-4 | 175 | 2.2 | 0.9 |
| 44 | Ivan Pjevcevic | Jr.-2L | 6-10 | 220 | 2.1 | 1.2 |
| 45 | Wayne Tinsley | Jr.-2L | 6-5 | 218 | 6.1 | 3.5 |
| 54 | George Brown | Jr.-2L | 6-10 | 235 | 1.7 | 0.9 |
| | Quincy Davis | Fr.-HS | 6-9 | 215 | --- | --- |
| | Vytautas Tatarunas | Fr.-HS | 6-7 | 242 | --- | --- |

SEC Offices

Throughout its 70-year history, the Southeastern Conference has been a leader in the integration of athletic competition and higher education.

Since its formation in 1933, the SEC has achieved both stature and stability by designating governing/voting power to the presidents of the member institutions. They have determined the policies of the conference and through the years this involvement has been the principal source of strength in the evolution of the SEC.

Intercollegiate athletics has encountered many challenges in the 1990s and again the SEC provided guidance. In 1993, the member institutions adopted The Principles of Gender Equity. Committed to increasing the quantity and quality of women's athletic opportunities, each school provides at least two more women's intercollegiate programs than the number of men's.

Faced with the task of conference realignment after competing with 10 members since 1966, the SEC welcomed the University of Arkansas and the University of South Carolina in 1991.

SEC schools began athletic competition with one another almost 100 years ago as members of the Southern Intercollegiate Athletic Association.

Seven institutions (Alabama, Auburn, Georgia, Georgia Tech, North Carolina, Sewanee and Vanderbilt) attended the SIAA organizational meeting of faculty representatives in Atlanta in 1894.

Basketball moved quickly to the South as Vanderbilt was playing at the Nashville YMCA in 1893, just two years after Dr. James Naismith originated the game at Springfield (Mass.) College. Basketball became an intercollegiate sport in 1901 and in 1908 Vanderbilt was meeting Columbia and Yale intersectionally.

The seven-member SIAA expand-

ed to 19 institutions in 1895 and by 1920 there were 30 members.

The larger schools reorganized as the Southern Conference in 1920.

Despite an original limit of 16, the membership grew to 23 by 1928.

The 13 members west and south of the Appalachian Mountains reorganized as the Southeastern Conference at the annual SC meeting in 1932.

The 10 coast members remained in the Southern

Conference. Charter members of the new conference were: Alabama, Auburn, Florida, Georgia, Georgia Tech, Kentucky, LSU, Mississippi, Mississippi State, Sewanee, Tennessee, Tulane and Vanderbilt. (Sewanee withdrew in 1940, Georgia Tech in 1964 and Tulane in 1966).

The first SEC champions were crowned in 1933 in four sports (baseball, basketball, football and outdoor track). The league's inaugural championship event was a basketball tournament in Atlanta in 1933. Records show the first men's team title for cross-country was awarded in 1935, while golf and swimming were added in 1937. The league later began hosting championships in tennis (1953) and indoor track (1957).

In the 1979-80 academic year SEC championships for women were recognized in basketball, tennis and volleyball. The following year golf, gymnastics, swimming and track and field were added. The administration of women's athletics officially came under the auspices of the conference office in 1984.

The SEC currently regulates nine men's sports and 11 women's sports: Men—baseball, basketball, football, golf, swimming, tennis and track (cross country, indoor and outdoor). Women—basketball, golf, gymnastics, soccer, softball, swimming, tennis, track (cross country, indoor and outdoor) and volleyball.



The SEC office located in Birmingham, Alabama.



SEC COMMISSIONERS

The office of the commissioner was formed in 1940 in Jackson due to the great amount of detail work developing, especially in recruiting and eligibility. Former Mississippi Governor Martin S. Conner took office as commissioner Aug. 21, 1940. Conner later became ill and the secretary of the conference, Dean N.W. Dougherty of Tennessee, served as acting commissioner during the fall of 1946.

The office moved to Birmingham with the appointing of Bernie H. Moore as the second full-time commissioner on Feb. 21, 1948. Moore, a former LSU coach, guided the SEC to national respect in his 18-year tenure. A.M. (Tonto) Coleman succeeded Moore upon his retirement April 1, 1966. The Alabama native, who was reared in Texas and experienced in athletic coaching and administration, served six and a half years.

Dr. H. Boyd McWhorter, then Dean of Arts and Sciences at Georgia, secretary of the league since 1967, accepted the position upon the retirement of Coleman Aug. 1, 1972. Under his leadership the SEC experienced unparalleled growth. In McWhorter's first year the SEC distributed \$1.57 million and 14 years later (1986), the league distributed \$15 million in revenue to the member institutions.

Dr. Harvey W. Schiller, an Air Force colonel and faculty chair at the U. S. Air Force Academy, followed McWhorter upon retirement, taking office Sept. 15, 1986. Under his guidance the SEC established itself as a leader in the areas of athletic scholarship and marketing.

Roy F. Kramer succeeded Schiller on Jan. 10, 1990. Kramer, who has served on numerous NCAA committees, joined the league office after spending 12 years as athletic director at Vanderbilt. Kramer held the office of Commissioner for more than 12 years before retiring in the summer of 2002.

Michael L. Slive, who served as Commissioner of Conference USA for seven years, was appointed the seventh Commissioner of the Southeastern Conference on July 2, 2002.



Michael L. Slive
Commissioner

SEC Television Schedule

TIGERS ON TV IN 2002-2003

LSU will be featured 11 times on regional and national telecasts during the 2002-03 season as part of the SEC-TV, Jefferson Pilot, Fox Sports and CBS packages. Several other local games to be announced later may be available on a local tape-delayed basis.

2002-03 LSU TELEVISION SCHEDULE

November

30 Texas A&M Houston, Texas 1 p.m. Lone Star Network
(Reliant)

December

21 Arizona Baton Rouge, La. 7 p.m. ESPN2
28 Tulane New Orleans, La. 2:30 p.m. SEC-TV (Fox)
(Arena)

January

5 Georgia Athens, Ga. 3 p.m. CBS
18 Ole Miss Baton Rouge, La. 1 p.m. Jefferson Pilot
25 Mississippi St. Starkville, Miss. 2 p.m. Jefferson Pilot
28 Florida Baton Rouge, La. 8 p.m. ESPN

February

1 Alabama Tuscaloosa, Ala. 4 p.m. SEC-TV (Fox)
5 South Carolina Baton Rouge, La. 7 p.m. Jefferson Pilot
15 Kentucky Lexington, Ky. Noon Jefferson Pilot

March

1 Tennessee Knoxville, Tenn. 6 p.m. SEC-TV (Fox)

All times listed as Central Standard. LSU's games in the Southeastern Conferentment Tournament will also be televised. Jefferson Pilot Sports will show first and second-round games, along with the semifinals, with the finals televised on CBS.

SEC on Television in 2002-03

November

14 Alabama vs. Oklahoma *(Coaches vs. Cancer)* ESPN2 8 p.m.
15 Georgia vs. Texas *(Coaches vs. Cancer)* ESPN2 7:30 p.m.
19 La. Tech at Florida *(Preseason NIT)* ESPN 7 p.m.
25 VMI at Tennessee Fox 6:30 p.m.
Arizona State vs. Kentucky *(Maui)* ESPN 8 p.m.
26 Kentucky *(Maui Invitational)* ESPN TBA
27 Georgia at Georgia Tech Fox 6 p.m.
Kentucky *(Maui Invitational)* ESPN TBA
NIT Semifinals ESPN2 6/8 p.m.
29 Alabama vs. Ohio State *(Hall of Fame)* ESPN2 6 p.m.
NIT Finals ESPN2 8 p.m.
30 Texas vs. LSU *(Houston)* Lone Star 1 p.m.

December

1 UConn at Vanderbilt SEC-TV 8 p.m.
2 Temple at South Carolina SEC-TV 6:30 p.m.
6 Florida @ Florida State Fox 6 p.m.
7 La. Tech at Mississippi State SEC-TV 1 p.m.
Kentucky at North Carolina ESPN 1 p.m.
Georgia vs. California *(Wooden Classic)* Fox 3:30 p.m.
Illinois at Arkansas ESPN 6 p.m.
8 Rutgers at Auburn SEC-TV 3 p.m.
South Carolina at North Carolina State Fox 5:30 p.m.
9 Vanderbilt at Indiana ESPN2 6 p.m.
10 Kentucky at Tulane ESPN 8 p.m.
14 Miss. State vs. Xavier *(New York)* Fox 11 a.m.
Florida at Maryland CBS 1 p.m.
Michigan St. at Kentucky CBS 3 p.m.
15 Georgia vs. Gonzaga *(CFA Peach Bowl)* Fox 12:30 p.m.
Tennessee vs. Ga. Tech *(CFA Peach Bowl)* Fox 3 p.m.
19 Ole Miss at Memphis ESPN2 8:30 p.m.
21 Providence at Alabama SEC-TV 2 p.m.
Indiana at Kentucky *(Louisville)* CBS 4 p.m.
Arizona at LSU ESPN2 7 p.m.
28 Kentucky at Louisville ESPN 11 a.m.
Miss. State vs. Oklahoma *(Sugar Bowl)* Fox Noon
LSU vs. Tulane *(Sugar Bowl)* SEC-TV 2:30 p.m.
30 Vanderbilt at Notre Dame SEC-TV 6:30 p.m.
31 Pittsburgh at Georgia SEC-TV Noon

January

2 Memphis at Arkansas SEC-TV 7 p.m.
4 Xavier at Alabama SEC-TV 4 p.m.
5 LSU at Georgia CBS 3 p.m.
7 Florida at Miss. State ESPN 8 p.m.
8 Kentucky at Tennessee JP 7 p.m.
11 Tennessee at Ole Miss JP Noon
Georgia at Florida JP 2 p.m.
Alabama at Vanderbilt SEC-TV 4 p.m.
South Carolina at Kentucky SEC-TV 6 p.m.
14 Kentucky at Vanderbilt ESPN 8 p.m.
15 Miss. State at Alabama JP 7 p.m.
18 Ole Miss at LSU JP 1 p.m.
Alabama at Auburn JP 3 p.m.
Notre Dame at Kentucky CBS 1 p.m.
Georgia at Arkansas SEC-TV 5 p.m.
Florida at South Carolina SEC-TV 7 p.m.
21 Alabama at Ole Miss ESPN 8 p.m.
22 Auburn at Kentucky SEC-TV 6 p.m.
Vanderbilt at Florida JP 7 p.m.
25 Auburn at Georgia JP Noon
LSU at Miss. State JP 2 p.m.
Arkansas at Ole Miss SEC-TV 5 p.m.
Louisville at Tennessee ESPN2 4 p.m.
Kentucky at Alabama ESPN 7 p.m.
28 Florida at LSU ESPN 8 p.m.
29 Georgia at Vanderbilt JP 7 p.m.

February

1 Arkansas at Florida JP (Split) Noon
Kentucky at South Carolina JP (Split) Noon
LSU at Alabama SEC-TV 4 p.m.
Miss. State at Georgia SEC-TV 6 p.m.
4 Florida at Kentucky ESPN 8 p.m.
5 Alabama at Arkansas JP (Split) 7 p.m.
South Carolina at LSU JP (Split) 7 p.m.
8 Alabama at Florida CBS Noon
Kentucky at Ole Miss JP (Split) 2 p.m.
Georgia at Tennessee JP (Split) 2 p.m.
Arkansas at Miss. State SEC-TV 4 p.m.
11 Georgia at Kentucky ESPN 8 p.m.
12 Ole Miss at Florida JP (Split) 7 p.m.
Tennessee at Arkansas JP (Split) 7 p.m.
15 LSU at Kentucky JP (Split) Noon
Arkansas at South Carolina JP (Split) Noon
Florida at Tennessee SEC-TV 4 p.m.
Ole Miss at Mississippi State SEC-TV 6 p.m.
18 Georgia at Alabama ESPN 8 p.m.
19 Kentucky at Arkansas JP 7 p.m.
22 Alabama at Tennessee JP (Split) 1 p.m.
South Carolina at Georgia JP (Split) 1 p.m.
Auburn at Ole Miss SEC-TV 4 p.m.
23 Miss. State at Kentucky CBS 1 p.m.
25 South Carolina at Florida ESPN 6 p.m.
26 Tennessee at Kentucky JP (Split) 7 p.m.
Alabama at Miss. State JP (Split) 7 p.m.

March

1 Florida at Auburn JP 1 p.m.
Miss. State at Arkansas JP 3 p.m.
Vanderbilt at South Carolina SEC-TV 4 p.m.
LSU at Tennessee SEC-TV 6 p.m.
2 Ole Miss at Alabama CBS 1 p.m.
Kentucky at Georgia CBS 3 p.m.
4 Florida at Georgia ESPN 8 p.m.
5 Vanderbilt at Kentucky JP 7 p.m.
8 Kentucky at Florida CBS 1 p.m.
Wild Card Game JP 1 p.m.
Wild Card Game JP 3 p.m.
9 Georgia at South Carolina CBS 11 a.m.
13 SEC Tournament Game 1 JP Noon
SEC Tournament Game 2 JP 2:15 p.m.
SEC Tournament Game 3 JP 6:30 p.m.
SEC Tournament Game 4 JP 9:45 p.m.
14 SEC Tournament Game 5 JP Noon
SEC Tournament Game 6 JP 2:15 p.m.
SEC Tournament Game 7 JP 6:30 p.m.
SEC Tournament Game 8 JP 8:45 p.m.
15 SEC Tournament Game 9 JP Noon
SEC Tournament Game 10 JP 2:15 p.m.
16 SEC Tournament Championship CBS Noon

Opponents

Alabama

SATURDAY, FEB. 1, COLEMAN COLISEUM, TUSCALOOSA, ALA., 4 P.M. (SEC-TV)
SATURDAY, MARCH 8, PETE MARAVICH ASSEMBLY CENTER, 7 P.M.



WHO'S WHO

President (Interim): Dr. Barry Mason
Athletic Director: Mal Moore
Head Coach: Mark Gottfried
Assistant Coaches (Alma Mater): Sammy Jackson (Montevallo '86), Orlando Early (Gardner-Webb '90), Philip Pearson (Alabama '93)

FAST FACTS

Location: Tuscaloosa, Ala.
Founded: 1831
Enrollment: 19,200
Nickname: Crimson Tide
Conference: Southeastern
Home Court (Capacity): Coleman Coliseum (15,316)
Colors: Crimson & White

ABOUT THE CRIMSON TIDE

Head Coach: Mark Gottfried
Alma Mater: Alabama, 1987

2002-03 SCHEDULE

| DATE | OPPONENT |
|-------------|--|
| Nov. 14 | at Coaches vs. Cancer Classic vs. Oklahoma |
| Nov. 22 | Alabama State |
| Nov. 25 | Middle Tennessee State |
| Nov. 29 | at Basketball Hall of Fame vs. Ohio State |
| Dec. 3 | UNC-Greensboro |
| Dec. 7 | St. Bonaventure |
| Dec. 14 | at Coors Classic vs. Bowling Green |
| Dec. 21 | Providence |
| Dec. 23 | Morehead State |
| Dec. 30 | at Utah |
| Jan. 4 | Xavier |
| Jan. 8 | Arkansas |
| Jan. 11 | at Vanderbilt |
| Jan. 15 | Mississippi State |
| Jan. 18 | at Auburn |
| Jan. 21 | at Ole Miss |
| Jan. 25 | Kentucky |
| Feb. 1 | LSU |
| Feb. 5 | at Arkansas |
| Feb. 8 | at Florida |
| Feb. 15 | Auburn |
| Feb. 18 | Georgia |
| Feb. 22 | at Tennessee |
| Feb. 26 | at Mississippi State |
| March 2 | Ole Miss |
| March 5 | South Carolina |
| March 8 | at LSU |
| March 13-16 | at SEC Tournament |

ROSTER

| NO. | NAME | CL-EXP | HT | WT | PTS | REB |
|-----|------------------|--------|-----|-----|------|------|
| 1 | Chuck Davis | Fr.-HS | 6-8 | 230 | 22.0 | --- |
| 2 | Emmett Thomas | Jr.-TR | 6-4 | 205 | 26.0 | --- |
| 3 | Kennedy Winston | Fr.-HS | 6-7 | 200 | 33.2 | 11.6 |
| 4 | Reggie Rambo | Jr.-2L | 6-7 | 218 | 2.3 | 2.7 |
| 5 | Earnest Shelton | So.-1L | 6-3 | 190 | 6.1 | 1.8 |
| 13 | Lucky Williams | Fr.-RS | 6-6 | 205 | 19.2 | 8.0 |
| 14 | Terrance Meade | Sr.-3L | 6-2 | 190 | 8.4 | 3.1 |
| 21 | Evan Brock | Fr.-HS | 6-9 | 190 | 18.0 | 12.0 |
| 23 | Demetrius Smith | Jr.-2L | 6-3 | 215 | 2.9 | 1.5 |
| 25 | Maurice Williams | So.-1L | 6-1 | 183 | 10.4 | 3.9 |
| 35 | Erwin Dudley | Sr.-3L | 6-8 | 240 | 15.2 | 8.9 |
| 42 | Kenny Walker | Sr.-3L | 6-9 | 220 | 9.2 | 5.5 |
| 43 | Jason Reese | So.-TR | 6-2 | 200 | 22.0 | 8.4 |
| 50 | Antoine Pettway | Jr.-2L | 6-0 | 170 | 6.5 | 1.7 |

Arkansas

WEDNESDAY, JAN. 22, BUD WALTON ARENA, FAYETTEVILLE, ARK., 7 P.M.
SATURDAY, FEB. 22, PETE MARAVICH ASSEMBLY CENTER, 7 P.M.



WHO'S WHO

President: Dr. B. Alan Sugg
Athletic Director: Frank Broyles
Head Coach: Stan Heath
Assistant Coaches (Alma Mater): Byron Boudreaux (Tulsa '87), Rob Flaska (Michigan Tech '82), Oronde Taliaferro (Wayne State '94)

FAST FACTS

Location: Fayetteville, Ark.
Founded: 1871
Enrollment: 15,795
Nickname: Razorbacks
Conference: Southeastern
Home Court (Capacity): Bud Walton Arena (19,200)
Colors: Cardinal & White

ABOUT THE RAZORBACKS

Head Coach: Stan Heath
Alma Mater: Eastern Michigan, 1988
Career Record: 30-6

2002-03 SCHEDULE

| DATE | OPPONENT |
|-------------|----------------------|
| Nov. 22 | Jackson State |
| Nov. 26 | at Oral Roberts |
| Nov. 30 | Tulsa |
| Dec. 3 | Troy State |
| Dec. 7 | vs. Illinois |
| Dec. 10 | Louisiana Tech |
| Dec. 18 | Sam Houston State |
| Dec. 21 | Southwest Texas |
| Dec. 28 | Centenary |
| Dec. 30 | at Oklahoma State |
| Jan. 2 | Memphis |
| Jan. 8 | at Alabama |
| Jan. 11 | Auburn |
| Jan. 18 | Georgia |
| Jan. 22 | LSU |
| Jan. 25 | at Ole Miss |
| Feb. 1 | at Florida |
| Feb. 5 | Alabama |
| Feb. 8 | at Mississippi State |
| Feb. 12 | Tennessee |
| Feb. 15 | at South Carolina |
| Feb. 19 | Kentucky |
| Feb. 22 | at LSU |
| Feb. 26 | at Vanderbilt |
| March 1 | Mississippi State |
| March 5 | at Auburn |
| March 8 | Ole Miss |
| March 13-16 | at SEC Tournament |

ROSTER

| NO. | NAME | CL-EXP | HT | WT | PTS | REB |
|-----|------------------|--------|------|-----|------|------|
| 1 | Michael Jones | So.-1L | 6-9 | 203 | 4.6 | 1.6 |
| 2 | Wembos Mukubu | Fr.-HS | 6-5 | 220 | 19.0 | 13.0 |
| 3 | Charles Tatum | Sr.-3L | 5-10 | 185 | 3.4 | 0.4 |
| 4 | Carl Baker | Sr.-3L | 6-8 | 209 | 3.8 | 2.8 |
| 5 | Matt Jones | So.-1L | 6-6 | 215 | 4.2 | 2.3 |
| 11 | Eric Ferguson | Fr.-HS | 6-2 | 185 | 16.0 | 6.0 |
| 12 | Kendrick Davis | Fr.-HS | 6-3 | 185 | 30.0 | --- |
| 20 | Rashard Sullivan | Fr.-HS | 6-9 | 220 | 15.0 | 12.0 |
| 21 | Blake Eddins | Sr.-3L | 6-7 | 213 | 0.9 | 1.1 |
| 24 | Jonathan Modica | Fr.-HS | 6-4 | 185 | 32.8 | 10.6 |
| 31 | Alonzo Lane | Sr.-3L | 6-7 | 246 | 3.7 | 2.2 |
| 33 | Dionisio Gomez | Sr.-3L | 6-8 | 218 | 5.1 | 5.0 |
| 43 | Jamar Blackmon | Jr.-SQ | 6-3 | 191 | 0.5 | 0.0 |
| 50 | Larry Satchell | Sr.-3L | 6-9 | 227 | 2.8 | 2.8 |

Opponents

Auburn

SATURDAY, FEB. 8, BEARD-EAVES-MEMORIAL COLISEUM, AUBURN, ALA., 3 P.M.
WEDNESDAY, FEB. 26, PETE MARAVICH ASSEMBLY CENTER, 7 P.M.



WHO'S WHO

President (Interim): Dr. William F. Walker
 Athletic Director: David Housel
 Head Coach: Cliff Ellis
 Assistant Coaches (Alma Mater): Shannon Weaver (Middle Tennessee State '93), Charlton Young (Georgia Southern '94), Tracy Dildy (Illinois-Chicago '91)

FAST FACTS

Location: Auburn, Ala.
 Founded: 1856
 Enrollment: 22,500
 Nickname: Tigers
 Conference: Southeastern
 Home Court (Capacity): Beard-Eaves-Memorial Coliseum (10,500)
 Colors: Burnt Orange & Navy Blue

ABOUT THE TIGERS

Head Coach: Cliff Ellis
 Alma Mater: Florida State, 1968

Career Record: 498-311
 At Auburn: 150-99
 2001-02 Record: 12-16
 Conference Record (Standing): 4-12 (6th West)

KEEPING IN TOUCH

Media Relations Director: Meredith Jenkins
 Basketball Contact: Chuck Gallina
 MRD Office Phone: (334) 844-9701
 Gallina's Home Phone: (334) 502-0929
 Basketball Office: (334) 844-9760
 Press Row Phone: (334) 844-1933/1935
 MRD Mailing Address: Auburn University,
 Athletic Media Relations, PO Box 351,
 Auburn, AL 36831-0351
 Best Time To Call Coach Ellis: Contact MRD
 MRD Fax: (334) 844-9708
 MRD E-mail: gallica@auburn.edu
 Website: www.auburntigers.com

THE SERIES

Overall: LSU leads, 71-53
 At Baton Rouge: LSU leads, 39-19
 At PMAC: LSU leads, 22-9
 At Auburn: Series tied, 29-29
 At Neutral Sites: Auburn leads, 5-3
 John Brady vs. Auburn: 4-6

2002-03 SCHEDULE

| DATE | OPPONENT |
|-------------|---|
| Nov. 22 | Wofford |
| Nov. 26 | Georgia State |
| Dec. 1 | at Western Kentucky |
| Dec. 2 | Southeastern Louisiana |
| Dec. 4 | SE Carolina State |
| Dec. 8 | Rutgers |
| Dec. 14 | Murray State |
| Dec. 17 | Western Michigan |
| Dec. 20 | at San Juan Shootout vs. Puerto Rico-Mayaguez |
| Dec. 21-22 | at San Juan Shootout |
| Dec. 30 | Southern Miss |
| Jan. 2 | North Texas |
| Jan. 8 | Vanderbilt |
| Jan. 11 | at Arkansas |
| Jan. 15 | at South Carolina |
| Jan. 18 | Alabama |
| Jan. 22 | at Kentucky |
| Jan. 25 | at Georgia |
| Feb. 1 | Tennessee |
| Feb. 5 | Ole Miss |
| Feb. 8 | LSU |
| Feb. 15 | at Alabama |
| Feb. 19 | Mississippi State |
| Feb. 22 | at Ole Miss |
| Feb. 26 | at LSU |
| March 1 | Florida |
| March 5 | Arkansas |
| March 8 | at Mississippi State |
| March 13-16 | at SEC Tournament |

2001-02 RESULTS

| DATE | OPPONENT | SCORE |
|---------|------------------|----------|
| Nov. 16 | High Point | W, 63-59 |
| Nov. 18 | Jacksonville St. | W, 75-53 |
| Nov. 24 | Rutgers | L, 56-57 |
| Nov. 27 | McNeese St. | W, 78-74 |
| Nov. 30 | Florida Intl. | W, 67-55 |
| Dec. 4 | Louisiana Tech | L, 66-67 |
| Dec. 8 | Virginia | L, 72-77 |
| Dec. 15 | Marshall | W, 78-60 |
| Dec. 18 | South Alabama | W, 73-58 |
| Dec. 20 | UNC-Asheville | W, 83-38 |
| Dec. 29 | Southern Miss | W, 64-55 |
| Jan. 5 | Arkansas | L, 77-83 |
| Jan. 9 | Ole Miss | L, 65-69 |
| Jan. 12 | Alabama | W, 59-56 |
| Jan. 16 | Vanderbilt | L, 67-73 |
| Jan. 19 | LSU | L, 58-75 |
| Jan. 22 | Kentucky | L, 62-69 |
| Jan. 27 | Tennessee | L, 59-82 |
| Jan. 30 | Mississippi St. | L, 64-72 |
| Feb. 2 | Arkansas | L, 60-62 |
| Feb. 9 | Georgia | W, 75-72 |
| Feb. 13 | Ole Miss | W, 65-62 |
| Feb. 16 | Mississippi St. | L, 53-89 |
| Feb. 20 | Florida | L, 61-89 |
| Feb. 23 | South Carolina | W, 50-46 |
| Feb. 27 | Alabama | L, 68-73 |
| March 2 | LSU | L, 54-59 |
| March 7 | Florida | L, 63-81 |

ROSTER

| NO. | NAME | CL-EXP | HT | WT | PTS | REB |
|-----|---------------------|--------|------|-----|------|-----|
| 3 | Marquis Daniels | Sr.-3L | 6-6 | 200 | 11.6 | 5.3 |
| 4 | Marco Killingsworth | So.-1L | 6-7 | 235 | 7.8 | 4.2 |
| 5 | Steve Leven | Fr.-PS | 6-4 | 195 | 24.4 | 4.0 |
| 10 | Troy Gaines | So.-JC | 5-11 | 180 | --- | --- |
| 11 | Derrick Bird | Sr.-1L | 6-4 | 195 | 10.6 | 3.2 |
| 13 | Brandon Robinson | So.-1L | 6-8 | 215 | 8.5 | 5.2 |
| 15 | Danny Wickie | Fr.-HS | 6-5 | 195 | --- | --- |
| 22 | Lewis Monroe | So.-1L | 6-5 | 190 | 2.7 | 2.2 |
| 23 | Dwayne Mitchell | So.-1L | 6-4 | 200 | 3.5 | 2.5 |
| 24 | Nathan Watson | So.-1L | 6-3 | 180 | 2.0 | 1.0 |
| 30 | Jamaal Arnold | Jr.-JC | 6-2 | 170 | --- | --- |
| 32 | Rodney Tucker | Jr.-JC | 6-8 | 250 | 14.4 | 6.9 |
| 33 | Donny Calton | Sr.-3L | 6-6 | 220 | 0.7 | 1.7 |
| 34 | Kyle Davis | Jr.-2L | 6-10 | 235 | 5.6 | 5.1 |
| 55 | Chris Lollar | Jr.-JC | 6-0 | 190 | 13.4 | 4.7 |

Florida

TUESDAY, JAN. 28, PETE MARAVICH ASSEMBLY CENTER, 7 P.M. (ESPN)



Career Record: 159-86
 At Florida: 124-65
 2001-02 Record: 22-9
 Conference Record (Standing): 10-6 (11st East)

KEEPING IN TOUCH

Sports Information Director: Steve McClain
 Basketball Contact: Fred Demarest
 SID Office Phone: (352) 375-4683, ext. 6119
 Demarest's Home Phone: (352) 271-3986
 Basketball Office: (352) 375-4683, ext. 4285
 Press Row Phone: (352) 371-0281
 SID Mailing Address: University of Florida,
 Sports Information Office, PO Box 14485,
 Gainesville, FL 32604-2485
 Best Time To Call Coach Donovan: Contact SID
 SID Fax: (352) 375-4809
 SID E-mail: fredd@gators.uaa.ufl.edu
 Website: www.gatorzone.com

WHO'S WHO

President: Dr. Charles Young
 Athletic Director: Jeremy Foley
 Head Coach: Billy Donovan
 Assistant Coaches (Alma Mater): Anthony Grant (Dayton '87), Donnie Jones (Pikeville '88), Tom Ostrom (Minnesota '97)

FAST FACTS

Location: Gainesville, Fla.
 Founded: 1853
 Enrollment: 45,937
 Nickname: Gators
 Conference: Southeastern
 Home Court (Capacity): Stephen C. O'Connell Center (12,000)
 Colors: Orange & Blue

ABOUT THE GATORS

Head Coach: Billy Donovan
 Alma Mater: Providence, 1987

THE SERIES

Overall: LSU leads, 54-34
 At Baton Rouge: LSU leads, 31-10
 At PMAC: LSU leads, 19-6
 At Gainesville: Florida leads, 23-16
 At Neutral Sites: LSU leads, 7-1
 John Brady vs. Florida: 1-5

2002-03 SCHEDULE

| DATE | OPPONENT |
|-------------|----------------------|
| Nov. 19 | Louisiana Tech |
| Nov. 21 | NIT |
| Nov. 24 | Coastal Carolina |
| Nov. 27 | NIT |
| Nov. 29 | NIT |
| Dec. 3 | at West Virginia |
| Dec. 6 | at Florida State |
| Dec. 8 | South Florida |
| Dec. 14 | at Maryland |
| Dec. 21 | at Miami |
| Dec. 23 | Charleston Southern |
| Dec. 28 | Bethune-Cookman |
| Dec. 30 | Florida A&M |
| Jan. 7 | at Mississippi State |
| Jan. 11 | Georgia |
| Jan. 15 | Tennessee |
| Jan. 18 | at South Carolina |
| Jan. 22 | Vanderbilt |
| Jan. 28 | at LSU |
| Feb. 1 | Arkansas |
| Feb. 4 | at Kentucky |
| Feb. 8 | Alabama |
| Feb. 12 | Ole Miss |
| Feb. 15 | at Tennessee |
| Feb. 17 | New Orleans |
| Feb. 22 | at Vanderbilt |
| Feb. 25 | South Carolina |
| March 1 | at Auburn |
| March 4 | at Georgia |
| March 8 | Kentucky |
| March 13-16 | at SEC Tournament |

2001-02 RESULTS

| DATE | OPPONENT | SCORE |
|----------|-----------------|------------|
| Nov. 8 | Temple | W, 72-64 |
| Nov. 9 | Arizona | L, 71-75 |
| Nov. 16 | Florida St. | W, 68-47 |
| Nov. 28 | New Hampshire | W, 108-56 |
| Dec. 2 | Tulane | W, 81-65 |
| Dec. 5 | Michigan St. | W, 74-70 |
| Dec. 8 | South Florida | W, 92-73 |
| Dec. 15 | Charlotte | W, 73-52 |
| Dec. 18 | High Point | W, 103-49 |
| Dec. 22 | New Orleans | W, 76-60 |
| Dec. 28 | Stetson | W, 94-66 |
| Dec. 30 | Belmont | W, 107-55 |
| Jan. 5 | South Carolina | W, 69-60 |
| Jan. 8 | Tennessee | W, 104-100 |
| Jan. 12 | Vanderbilt | W, 95-85 |
| Jan. 16 | LSU | W, 102-70 |
| Jan. 19 | Georgia | L, 79-84 |
| Jan. 26 | Arkansas | L, 92-94 |
| Jan. 29 | Kentucky | L, 68-70 |
| Feb. 2 | Mississippi St. | W, 76-48 |
| Feb. 5 | South Carolina | W, 72-63 |
| Feb. 9 | Vanderbilt | W, 80-54 |
| Feb. 12 | Georgia | W, 85-70 |
| Feb. 16 | Ole Miss | L, 51-68 |
| Feb. 20 | Auburn | W, 89-61 |
| Feb. 23 | Alabama | L, 64-65 |
| March 2 | Kentucky | L, 67-70 |
| March 7 | Auburn | W, 81-63 |
| March 8 | Mississippi St. | L, 52-62 |
| March 15 | Creighton | L, 82-83 |

ROSTER

| NO. | NAME | CL-EXP | HT | WT | PTS | REB |
|-----|------------------|--------|------|-----|------|-----|
| 0 | James White | So.-1L | 6-6 | 172 | 6.1 | 2.9 |
| 1 | Anthony Roberson | Fr.-HS | 6-1 | 171 | --- | --- |
| 2 | Mario Boggan | Fr.-HS | 6-6 | 311 | --- | --- |
| 3 | Seth Haimovitch | So.-1L | 6-1 | 170 | 0.0 | 0.0 |
| 4 | Adrian Moss | Fr.-RS | 6-9 | 219 | --- | --- |
| 5 | Chris Capko | Fr.-HS | 6-1 | 173 | --- | --- |
| 10 | Brett Nelson | Sr.-3L | 6-4 | 182 | 14.6 | 2.3 |
| 11 | Christian Drejer | Fr.-HS | 6-8 | 210 | --- | --- |
| 12 | Justin Hamilton | Sr.-3L | 6-3 | 207 | 8.5 | 3.3 |
| 15 | Matt Bonner | Sr.-3L | 6-10 | 237 | 15.6 | 7.2 |
| 22 | Rashid Al-Kaleem | Fr.-HS | 6-3 | 180 | --- | --- |
| 23 | LaDarius Halton | Sr.-3L | 6-4 | 200 | 4.2 | 1.5 |
| 24 | David Lee | So.-1L | 6-9 | 224 | 7.0 | 4.7 |
| 42 | Bonell Colas | Jr.-2L | 6-9 | 205 | 3.6 | 2.4 |
| 44 | Matt Walsh | Fr.-HS | 6-6 | 200 | --- | --- |

Georgia

SUNDAY, JAN.5, STEGEMAN COLISEUM, ATHENS, GA., 3 P.M. (CBS)



WHO'S WHO

President: Dr. Michael F. Adams
 Athletic Director: Vince Dooley
 Head Coach: Jim Harrick
 Assistant Coaches (Alma Mater): James Holland (USC-Spartanburg '85), Jim Harrick, Jr. (Pepperdine '87), Jeff Dunlap (UCLA '86), Steve Miss (North Carolina '92)

FAST FACTS

Location: Athens, Ga.
 Founded: 1785
 Enrollment: 32,317
 Nickname: Bulldogs
 Conference: Southeastern
 Home Court (Capacity): Stegeman Coliseum (10,523)
 Colors: Red & Black

ABOUT THE BULLDOGS

Head Coach: Jim Harrick
 Alma Mater: Morris Harvey, 1960

Career Record: 451-227
 At Georgia: 48-45
 2001-02 Record: 22-10
 Conference Record (Standing): 10-6 (T1st East)

KEEPING IN TOUCH

Sports Information Director: Claude Felton
 Basketball Contact: Tim Hix
 SID Office Phone: (706) 542-1621
 Hix's Home Phone: (770) 513-0840
 Basketball Office: (706) 542-1432
 Press Row Phone: (706) 542-8052
 SID Mailing Address: University of Georgia,
 Sports Information Office, PO Box 1472,
 Athens, GA 30603
 Best Time To Call Coach Harrick: Weekday
 Mornings, 11:00am-1:00pm
 SID Fax: (706) 542-7993
 SID E-mail: thix@sports.uga.edu
 Website: www.georgiadogs.com

THE SERIES

Overall: LSU leads, 54-38
 At Baton Rouge: LSU leads, 28-13
 At PMAC: LSU leads, 14-11
 At Athens: Georgia leads, 21-19
 At Neutral Sites: LSU leads, 7-4
 John Brady vs. Georgia: 4-3

2002-03 SCHEDULE

| DATE | OPPONENT |
|-------------|---|
| Nov. 14 | at Coaches vs. Cancer Classic vs. Texas |
| Nov. 23 | Belmont |
| Nov. 27 | at Georgia Tech |
| Nov. 30 | at Minnesota |
| Dec. 3 | at Colorado |
| Dec. 7 | at John R. Wooden Classic vs. California |
| Dec. 15 | at Chick-Fil-A Classic for Kids vs. Gonzaga |
| Dec. 18 | South Alabama |
| Dec. 22 | Appalachian State |
| Dec. 28 | Wisconsin-Milwaukee |
| Dec. 31 | Pittsburgh |
| Jan. 5 | LSU |
| Jan. 11 | at Florida |
| Jan. 18 | at Arkansas |
| Jan. 22 | Tennessee |
| Jan. 25 | Auburn |
| Jan. 29 | at Vanderbilt |
| Feb. 1 | Mississippi State |
| Feb. 8 | at Tennessee |
| Feb. 11 | at Kentucky |
| Feb. 15 | Vanderbilt |
| Feb. 18 | at Alabama |
| Feb. 22 | South Carolina |
| Feb. 26 | at Ole Miss |
| March 2 | Kentucky |
| March 4 | Florida |
| March 9 | at South Carolina |
| March 13-16 | at SEC Tournament |

2001-02 RESULTS

| DATE | OPPONENT | SCORE |
|----------|-------------------|----------|
| Nov. 16 | Furman | W, 75-62 |
| Nov. 19 | Georgetown | W, 73-59 |
| Nov. 21 | Georgia Southern | W, 94-73 |
| Nov. 26 | Samford | W, 61-55 |
| Dec. 1 | Colorado | W, 81-73 |
| Dec. 4 | Georgia St. | L, 78-83 |
| Dec. 7 | Minnesota | W, 77-55 |
| Dec. 9 | Georgia Tech | W, 95-82 |
| Dec. 15 | South Alabama | W, 79-70 |
| Dec. 17 | Pepperdine | W, 91-74 |
| Dec. 20 | Arkansas St. | W, 80-68 |
| Dec. 21 | Miami (Ohio) | W, 64-59 |
| Dec. 22 | Hawaii | L, 44-54 |
| Jan. 5 | Vanderbilt | W, 82-69 |
| Jan. 9 | Kentucky | W, 88-84 |
| Jan. 12 | Tennessee | W, 73-70 |
| Jan. 16 | Alabama | L, 72-77 |
| Jan. 19 | Florida | W, 84-79 |
| Jan. 23 | Arkansas | W, 81-67 |
| Jan. 26 | Vanderbilt | L, 84-86 |
| Jan. 30 | South Carolina | L, 67-80 |
| Feb. 2 | Ole Miss | W, 79-72 |
| Feb. 6 | Mississippi St. | W, 86-68 |
| Feb. 9 | Auburn | L, 72-75 |
| Feb. 12 | Florida | L, 70-85 |
| Feb. 23 | LSU | W, 55-54 |
| Feb. 27 | South Carolina | W, 82-75 |
| March 2 | Tennessee | L, 63-71 |
| March 8 | LSU | L, 76-78 |
| March 15 | Murray St. | W, 85-68 |
| March 17 | Southern Illinois | L, 75-77 |

ROSTER

| NO. | NAME | CL-EXP | HT | WT | PTS | REB |
|-----|-----------------|--------|-----|-----|------|-----|
| 1 | Brian Watts | So.-SQ | 5-8 | 160 | --- | --- |
| 2 | Mike Dean | So.-1L | 6-2 | 170 | 1.8 | 0.4 |
| 3 | Rashad Wright | Jr.-2L | 6-3 | 190 | 9.1 | 2.4 |
| 5 | Ezra Williams | Sr.-2L | 6-4 | 235 | 16.5 | 5.4 |
| 11 | Mike Britton | So.-SQ | 6-4 | 200 | --- | --- |
| 12 | Damien Wilkins | Jr.-TR | 6-7 | 230 | 11.6 | 5.8 |
| 15 | Mike Patrick | Sr.-3L | 6-5 | 180 | 3.4 | 2.6 |
| 23 | Fred Gibson | So.-1L | 6-4 | 180 | 4.9 | 1.1 |
| 24 | Jarvis Hayes | Jr.-1L | 6-7 | 230 | 18.6 | 5.2 |
| 25 | Daniel Szymanek | So.-SQ | 6-5 | 200 | --- | --- |
| 32 | Clark Williams | Fr.-HS | 6-6 | 195 | --- | --- |
| 33 | Jonas Hayes | Jr.-1L | 6-8 | 250 | 8.4 | 6.4 |
| 34 | Wayne Arnold | Fr.-HS | 6-4 | 195 | --- | --- |
| 40 | Richard Wehnt | Sr.-SQ | 6-4 | 195 | 1.0 | 1.6 |
| 50 | Chris Daniels | Jr.-2L | 6-7 | 220 | 11.3 | 8.0 |

Kentucky

SATURDAY, FEB. 15, RUPP ARENA, LEXINGTON, KY., NOON (JP SPORTS)



WHO'S WHO

President: Dr. Lee T. Todd, Jr.
 Athletic Director: Mitch Barnhart
 Head Coach: Orlando "Tubby" Smith
 Assistant Coaches (Alma Mater): Reggie Hanson (Kentucky '91), David Hobbs (VCU '71), Scott Rigot (Buffalo '86)

FAST FACTS

Location: Lexington, Ky.
 Founded: 1865
 Enrollment: 32,500
 Nickname: Wildcats
 Conference: Southeastern
 Home Court (Capacity): Rupp Arena (23,000)
 Colors: Blue & White

ABOUT THE WILDCATS

Head Coach: Orlando "Tubby" Smith
 Alma Mater: High Point College, 1973
 Career Record: 256-105
 At Kentucky: 132-43

2001-02 Record: 22-10
 Conference Record (Standing): 10-6 (T1st East)

KEEPING IN TOUCH

Media Relations Director: Brooks Downing
 Basketball Contact: Brooks Downing
 MRD Office Phone: (859) 257-3838
 Press Row Phone: (859) 252-3602
 Downing's Home Phone: (859) 263-7825
 Basketball Office: (859) 257-1916
 MRD Mailing Address: University of Kentucky,
 Media Relations Office, Memorial Coliseum,
 Room 23, Lexington, KY 40506-0019
 Best Time To Call Coach Smith: Contact MRD
 MRD Fax: (859) 323-4310
 MRD E-mail: bdownn@uky.edu
 Website: www.ukathletics.com

THE SERIES

Overall: Kentucky leads, 72-21
 At Baton Rouge: Kentucky leads, 25-15
 At PMAC: LSU leads, 14-13
 At Lexington: Kentucky leads, 35-4
 At Neutral Sites: Kentucky leads, 12-2
 John Brady vs. Kentucky: 1-4

2002-03 SCHEDULE

| DATE | OPPONENT |
|-------------|----------------------|
| Nov. 25-27 | at Maui Invitational |
| Dec. 3 | High Point |
| Dec. 7 | at North Carolina |
| Dec. 10 | at Tulane |
| Dec. 14 | Michigan State |
| Dec. 21 | vs. Indiana |
| Dec. 28 | at Louisville |
| Dec. 30 | Tennessee State |
| Jan. 2 | Alcorn State |
| Jan. 4 | vs. Ohio |
| Jan. 8 | at Tennessee |
| Jan. 11 | South Carolina |
| Jan. 14 | at Vanderbilt |
| Jan. 18 | Notre Dame |
| Jan. 22 | Auburn |
| Jan. 25 | at Alabama |
| Feb. 1 | at South Carolina |
| Feb. 4 | Florida |
| Feb. 8 | at Ole Miss |
| Feb. 11 | Georgia |
| Feb. 15 | LSU |
| Feb. 19 | at Arkansas |
| Feb. 23 | Mississippi State |
| Feb. 26 | Tennessee |
| March 2 | at Georgia |
| March 5 | Vanderbilt |
| March 8 | at Florida |
| March 13-16 | at SEC Tournament |

2001-02 RESULTS

| DATE | OPPONENT | SCORE |
|----------|------------------|-----------|
| Nov. 15 | Western Kentucky | L, 52-64 |
| Nov. 16 | Marshall | W, 90-73 |
| Nov. 24 | Morehead St. | W, 94-75 |
| Nov. 28 | Kent St. | W, 82-68 |
| Dec. 5 | VMI | W, 99-57 |
| Dec. 8 | North Carolina | W, 79-59 |
| Dec. 15 | Kentucky St. | W, 118-63 |
| Dec. 18 | Duke | L, 92-95 |
| Dec. 22 | Indiana | W, 66-52 |
| Dec. 29 | Louisville | W, 82-62 |
| Jan. 2 | Tulane | W, 101-67 |
| Jan. 5 | Mississippi St. | L, 69-74 |
| Jan. 9 | Georgia | L, 84-88 |
| Jan. 12 | South Carolina | W, 51-50 |
| Jan. 15 | Ole Miss | W, 87-64 |
| Jan. 19 | Notre Dame | W, 72-65 |
| Jan. 22 | Auburn | W, 69-62 |
| Jan. 26 | Alabama | L, 61-64 |
| Jan. 29 | Florida | W, 70-68 |
| Feb. 2 | South Carolina | W, 91-74 |
| Feb. 6 | Tennessee | L, 74-76 |
| Feb. 9 | LSU | W, 68-56 |
| Feb. 13 | Vanderbilt | W, 67-59 |
| Feb. 16 | Georgia | L, 69-78 |
| Feb. 19 | Tennessee | W, 64-61 |
| Feb. 23 | Arkansas | W, 71-58 |
| Feb. 27 | Vanderbilt | L, 73-86 |
| March 2 | Florida | W, 70-67 |
| March 8 | South Carolina | L, 57-70 |
| March 14 | Valparaiso | W, 83-68 |
| March 16 | Tulsa | W, 87-82 |
| March 22 | Maryland | L, 68-78 |

ROSTER

| NO. | NAME | CL-EXP | HT | WT | PTS | REB |
|-----|--------------------|--------|------|-----|------|-----|
| 1 | Cliff Hawkins | Jr.-2L | 6-1 | 187 | 7.1 | 2.6 |
| 2 | Ravi Moss | Fr.-HS | 6-2 | 176 | --- | --- |
| 3 | Brandon Stockton | Fr.-HS | 5-9 | 167 | --- | --- |
| 4 | Gerald Fitch | Jr.-2L | 6-3 | 188 | 8.9 | 5.4 |
| 5 | Josh Carrier | So.-1L | 6-5 | 202 | 1.1 | 0.3 |
| 10 | Keith Bogans | Sr.-3L | 6-5 | 213 | 11.6 | 4.3 |
| 11 | Preston LeMaster | Fr.-HS | 6-2 | 177 | --- | --- |
| 12 | Bernard Cote | Fr.-HS | 6-9 | 217 | --- | --- |
| 14 | Erik Daniels | Jr.-2L | 6-8 | 214 | 3.7 | 2.9 |
| 15 | Matt Heissenbuttel | Jr.-2L | 6-4 | 194 | 0.9 | 0.7 |
| 24 | Kelenna Azubuike | Fr.-HS | 6-5 | 208 | --- | --- |
| 33 | Antwain Barbour | Jr.-TR | 6-5 | 195 | --- | --- |
| 40 | Jules Camara | Sr.-3L | 6-11 | 211 | 6.1 | 4.0 |
| 44 | Chuck Hayes | So.-1L | 6-6 | 247 | 5.9 | 4.5 |
| 50 | Marquis Estill | Sr.-2L | 6-9 | 236 | 8.9 | 4.3 |

Opponents

Ole Miss

SATURDAY, JAN.18,PETE MARAVICH ASSEMBLY CENTER,1 P.M.(JP SPORTS)
WEDNESDAY, MARCH 5,C.M."TAD"SMITH COLISEUM,OXFORD, MISS.,7 P.M.



WHO'S WHO

Chancellor: Robert C. Khayat
 Athletic Director: Pete Boone
 Head Coach: Rod Barnes
 Assistant Coaches (Alma Mater): Eric Bozeman (Arkansas Tech '81), Wayne Brent (Northeast Louisiana '89), Grant Pate (Ole Miss '90)

FAST FACTS

Location: Oxford, Miss.
 Founded: 1848
 Enrollment: 14,960
 Nickname: Rebels
 Conference: Southeastern
 Home Court (Capacity): C.M."Tad"Smith Coliseum (8,700)
 Colors: Cardinal Red & Navy Blue

ABOUT THE REBELS

Head Coach: Rod Barnes

Alma Mater: Ole Miss,1988
 Career Record: 86-46
 At Ole Miss: 86-46
 2001-02 Record: 20-11
 Conference Record (Standing): 9-7 (3rd West)

KEEPING IN TOUCH

Sports Information Director: Langston Rogers
 Basketball Contact: Lamar Chance
 SID Office Phone: (662) 915-7522
 Chance's Home Phone: (662) 234-9640
 Basketball Office: (662) 915-7534
 Press Row Phone: (662) 236-1931
 SID Mailing Address: University of Mississippi, Sports Information Office, PO Box 217, University, MS 38677
 Best Time To Call Coach Barnes: Contact SID
 SID Fax: (662) 915-7006
 SID E-mail: lchance@olemiss.edu
 Website: www.olemiss.edu

THE SERIES

Overall: LSU leads,106-75
 At Baton Rouge: LSU leads,68-26
 At PMAC: LSU leads,27-4
 At Oxford: Ole Miss leads,47-32
 At Neutral Sites: LSU leads,6-2
 John Brady vs.Ole Miss: 4-6

2002-03 SCHEDULE

| DATE | OPPONENT |
|-------------|----------------------|
| Nov. 24 | at East Carolina |
| Nov. 27 | Alabama State |
| Nov. 30 | at George Mason |
| Dec. 4 | Austin Peay |
| Dec.14 | VCU |
| Dec.17 | UL-Monroe |
| Dec.19 | at Memphis |
| Dec.21 | Nicholls State |
| Dec.23 | Evansville |
| Dec.28 | Arkansas-PB |
| Dec.31 | Samford |
| Jan. 8 | at South Carolina |
| Jan.11 | Tennessee |
| Jan.18 | at LSU |
| Jan.21 | Alabama |
| Jan.25 | Arkansas |
| Jan.29 | Mississippi State |
| Feb. 1 | at Vanderbilt |
| Feb. 5 | at Auburn |
| Feb. 8 | Kentucky |
| Feb. 12 | at Florida |
| Feb. 15 | at Mississippi State |
| Feb. 22 | Auburn |
| Feb. 26 | Georgia |
| March 2 | at Alabama |
| March 5 | LSU |
| March 8 | at Arkansas |
| March 13-16 | at SEC Tournament |

2001-02 RESULTS

| DATE | OPPONENT | SCORE |
|----------|------------------|----------|
| Nov. 15 | Bowling Green | L,78-82 |
| Nov. 17 | Alaska Fairbanks | W, 75-58 |
| Nov. 18 | Wichita St. | W, 80-68 |
| Nov. 24 | Kansas St. | W, 67-65 |
| Nov. 28 | Morris Brown | W, 92-45 |
| Dec. 1 | George Mason | L,70-71 |
| Dec. 3 | UL-Monroe | W, 78-43 |
| Dec. 7 | Memphis | W, 71-67 |
| Dec.16 | Tennessee-Martin | W, 83-72 |
| Dec.21 | IUPUI | W, 77-70 |
| Dec.22 | UTEP | W, 68-58 |
| Dec.29 | Arkansas-PB | W, 95-53 |
| Jan. 2 | Lipscomb | W, 75-49 |
| Jan. 6 | Tennessee | L,76-82 |
| Jan. 9 | Auburn | W, 69-65 |
| Jan.12 | Mississippi St. | W, 66-59 |
| Jan.15 | Kentucky | L,64-87 |
| Jan.19 | Arkansas | W, 70-64 |
| Jan.23 | LSU | W, 70-55 |
| Jan.26 | South Carolina | W, 71-53 |
| Jan.30 | Vanderbilt | W, 73-61 |
| Feb. 2 | Georgia | L,72-79 |
| Feb. 6 | Alabama | L,59-79 |
| Feb. 9 | Arkansas | W, 79-67 |
| Feb.13 | Auburn | L,62-65 |
| Feb. 16 | Florida | W, 68-51 |
| Feb.23 | Mississippi St. | L,59-61 |
| Feb.27 | LSU | L,56-59 |
| March 3 | Alabama | W, 84-56 |
| March 7 | South Carolina | L,69-67 |
| March 16 | UCLA | L,58-80 |

ROSTER

| NO. | NAME | CL-EXP | HT | WT | PTS | REB |
|-----|--------------------|--------|------|-----|------|------|
| 1 | Aaron Harper | Jr.-2L | 6-7 | 217 | 11.9 | 4.3 |
| 2 | Trey Pearson | Fr.-HS | 6-4 | 165 | 29.5 | 10.1 |
| 4 | Kendrick Fox | So.-1L | 6-7 | 210 | 2.2 | 0.9 |
| 12 | Justin Johnson | So.-1L | 6-0 | 200 | 1.7 | 0.8 |
| 15 | David Sanders | Sr.-3L | 6-3 | 185 | 12.5 | 4.6 |
| 21 | Cavadas Nunnery | So.-1L | 5-9 | 165 | 1.5 | 0.7 |
| 23 | Justin Reed | Jr.-2L | 6-8 | 240 | 14.6 | 6.6 |
| 25 | Bryan Brown | Fr.-HS | 5-10 | 185 | --- | --- |
| 31 | John Gunn | Jr.-RS | 6-10 | 260 | 2.8 | 1.2 |
| 32 | Emmanuel Wade | Sr.-3L | 6-3 | 185 | 7.0 | 3.3 |
| 33 | Chris Rhodes | So.-1L | 6-7 | 220 | 0.5 | 1.0 |
| 34 | Shaun Holtz | Sr.-TR | 6-8 | 250 | 11.0 | 5.7 |
| 35 | Kendall Granderson | Fr.-HS | 6-2 | 195 | --- | --- |
| 40 | Derrick Allen | Sr.-3L | 6-8 | 238 | 8.9 | 5.9 |
| 44 | Jonathan Loe | Fr.-RS | 6-3 | 185 | 20.9 | 10.1 |
| 45 | Richard Kirklin | Sr.-3L | 6-9 | 215 | 1.6 | 1.0 |
| 54 | Lonnie Jackson | So.-TR | 6-8 | 195 | 4.3 | 3.9 |

Mississippi State

SATURDAY, JAN.11,PETE MARAVICH ASSEMBLY CENTER,7P.M.
SATURDAY, JAN.25,HUMPHREY COLISEUM,STARKVILLE,MISS., 2 P.M.(JP SPORTS)



WHO'S WHO

President (Interim): Dr. J. Charles Lee
 Athletic Director: Larry Templeton
 Head Coach: Rick Stansbury
 Assistant Coaches (Alma Mater): Robert Kirby (Pan American '83), Phil Cunningham (Campbellsville '90), Sam Weaver (Henderson State '81)

FAST FACTS

Location: Starkville, Miss.
 Founded: 1878
 Enrollment: 16,878
 Nickname: Bulldogs
 Conference: Southeastern
 Home Court (Capacity): Humphrey Coliseum (10,500)
 Colors: Maroon & White

ABOUT THE BULLDOGS

Head Coach: Rick Stansbury
 Alma Mater: Campbellsville,1982
 Career Record: 79-50

At Mississippi St: 79-50
 2001-02 Record: 27-8
 Conference Record (Standing): 10-6 (2nd West)

KEEPING IN TOUCH

Media Relations Director: Mike Nemeth
 Basketball Contact: David Rosinski
 MRD Office Phone: (662) 325-2703
 Rosinski's Home Phone: (662) 324-0497
 Basketball Office: (662) 325-3800
 Press Row Phone: (662) 325-3776
 MRD Mailing Address: Mississippi State University, Athletic Media Relations Office, PO Box 5308, Mississippi State, MS 39762
 Best Time To Call Coach Stansbury: Contact MRD
 MRD Fax: (662) 325-2563
 MRD E-mail: rostinski@athletics.msstate.edu
 Website: www.msstateathletics.com

THE SERIES

Overall: LSU leads,96-84
 At Baton Rouge: LSU leads,60-30
 At PMAC: LSU leads,18-12
 At Starkville: LSU leads,52-33
 At Neutral Sites: LSU leads,3-2
 John Brady vs.Mississippi St: 4-8

2002-03 SCHEDULE

| DATE | OPPONENT |
|-------------|-------------------|
| Nov. 23 | UL-Lafayette |
| Nov. 25 | McNeese State |
| Nov. 30 | Jacksonville |
| Dec. 2 | Alabama A&M |
| Dec. 4 | Jackson State |
| Dec. 7 | Louisiana Tech |
| Dec.14 | at Xavier |
| Dec.18 | vs. Georgia State |
| Dec.28 | vs. Oklahoma |
| Dec.30 | at South Alabama |
| Jan. 2 | at UAB |
| Jan. 7 | Florida |
| Jan.11 | at LSU |
| Jan.15 | at Alabama |
| Jan.22 | South Carolina |
| Jan.25 | LSU |
| Jan.29 | at Mississippi |
| Feb. 1 | at Georgia |
| Feb. 5 | Vanderbilt |
| Feb. 8 | Arkansas |
| Feb. 15 | Mississippi |
| Feb. 19 | at Auburn |
| Feb. 23 | at Kentucky |
| Feb. 26 | Alabama |
| March 1 | at Arkansas |
| March 5 | at Tennessee |
| March 8 | Auburn |
| March 13-16 | at SEC Tournament |

2001-02 RESULTS

| DATE | OPPONENT | SCORE |
|----------|------------------|-----------|
| Nov. 17 | Nicholls St. | W, 95-59 |
| Nov. 19 | Florida A&M | W, 92-55 |
| Nov. 21 | Arkansas-LR | W, 93-81 |
| Nov. 24 | UL-Lafayette | W, 79-71 |
| Nov. 28 | Alabama A&M | W, 70-45 |
| Dec. 2 | South Alabama | W, 73-66 |
| Dec. 5 | Richmond | W, 71-57 |
| Dec. 8 | Arkansas St. | W, 91-83 |
| Dec.15 | UL-Monroe | W, 104-67 |
| Dec.16 | Georgia St. | W, 72-63 |
| Dec.20 | Richmond | W, 74-72 |
| Dec.21 | Cincinnati | L,56-90 |
| Dec.22 | Illinois-Chicago | W, 77-74 |
| Dec.29 | Tulane | W, 77-66 |
| Jan. 5 | Kentucky | W, 74-69 |
| Jan. 8 | Arkansas | L,64-75 |
| Jan.12 | Mississippi | L,59-66 |
| Jan.16 | Tennessee | W, 92-91 |
| Jan.19 | Alabama | L,73-85 |
| Jan.26 | LSU | W, 84-61 |
| Jan.30 | Auburn | W, 72-64 |
| Feb. 2 | Florida | L,48-76 |
| Feb. 6 | Georgia | L,68-86 |
| Feb. 9 | Alabama | W, 76-62 |
| Feb.13 | LSU | L,65-68 |
| Feb. 16 | Auburn | W, 89-53 |
| Feb. 20 | Vanderbilt | W, 66-43 |
| Feb. 23 | Mississippi | W, 61-59 |
| Feb. 27 | Arkansas | W, 89-83 |
| March 2 | South Carolina | W, 64-57 |
| March 8 | Florida | W, 62-52 |
| March 9 | LSU | W, 57-51 |
| March 10 | Alabama | W, 61-58 |
| March 15 | McNeese St. | W, 70-58 |
| March 17 | Texas | L,64-68 |

ROSTER

| NO. | NAME | CL-EXP | HT | WT | PTS | REB |
|-----|-------------------|--------|-----|-----|------|-----|
| 10 | Errol Bennette | Jr.-SQ | 6-3 | 195 | 1.0 | 0.3 |
| 11 | Marcus Campbell | So.-1L | 7-0 | 265 | 2.8 | 2.1 |
| 14 | Stephen Cowherd | Fr.-HS | 6-2 | 180 | 20.4 | 3.2 |
| 15 | Timmy Bowers | Jr.-2L | 6-2 | 180 | 10.6 | 2.8 |
| 20 | Michael Boler | Fr.-HS | 6-5 | 175 | 21.4 | 7.0 |
| 21 | Shane Power | Jr.-TR | 6-5 | 210 | 13.6 | 4.5 |
| 22 | Derrick Zimmerman | Sr.-3L | 6-2 | 190 | 9.2 | 4.0 |
| 23 | Winsome Frazier | So.-1L | 6-4 | 175 | 3.3 | 0.7 |
| 25 | Wesley Morgan | Fr.-RS | 7-2 | 230 | 16.6 | 7.8 |
| 31 | Ontario Harper | So.-1L | 6-5 | 210 | 4.1 | 2.9 |
| 32 | Branden Vincent | Jr.-JC | 6-8 | 225 | 11.0 | 7.6 |
| 33 | Mario Austin | Jr.-2L | 6-9 | 255 | 16.1 | 7.6 |
| 34 | Lincoln Smith | Jr.-2L | 6-9 | 270 | 2.3 | 2.0 |
| 44 | Michal Ignerski | Sr.-1L | 6-9 | 225 | 8.8 | 3.6 |

South Carolina

WEDNESDAY, FEB. 5, PETE MARAVICH ASSEMBLY CENTER, 7 P.M. (JP SPORTS)



WHO'S WHO

President: Dr. Andrew A.Sorensen
Athletic Director: Dr. Mike McGee
Head Coach: Dave Odom
Assistant Coaches (Alma Mater): Rick Duckett (North Carolina '79), Ernie Nestor (Alderson-Broadus '68), Barry Sanderson (Alabama '90)

FAST FACTS

Location: Columbia, SC
Founded: 1801
Enrollment: 23,728
Nickname: Gamecocks
Conference: Southeastern
Home Court (Capacity): The Carolina Center (17,600)
Colors: Garnet & Black

ABOUT THE GAMECOCKS

Head Coach: Dave Odom
Alma Mater: Guilford, 1965
Career Record: 300-189

2002-03 SCHEDULE

| DATE | OPPONENT |
|-------------|-------------------------|
| Nov. 24 | East Tennessee State |
| Nov. 29 | South Carolina State |
| Nov. 30 | Appalachian State |
| Dec. 2 | Temple |
| Dec. 5 | at Georgetown |
| Dec. 8 | at North Carolina State |
| Dec. 16 | Wofford |
| Dec. 19 | at Wyoming |
| Dec. 22 | at Colorado State |
| Jan. 2 | The Citadel |
| Jan. 8 | Ole Miss |
| Jan. 11 | at Kentucky |
| Jan. 15 | Auburn |
| Jan. 18 | Florida |
| Jan. 22 | at Mississippi State |
| Jan. 29 | at Tennessee |
| Feb. 1 | Kentucky |
| Feb. 5 | at LSU |
| Feb. 8 | at Vanderbilt |
| Feb. 12 | Clemson |
| Feb. 15 | Arkansas |
| Feb. 19 | Tennessee |
| Feb. 22 | at Georgia |
| Feb. 25 | at Florida |
| March 1 | Vanderbilt |
| March 5 | at Alabama |
| March 9 | Georgia |
| March 13-16 | at SEC Tournament |

At South Carolina: 22-15
2001-02 Record: 22-15
Conference Record (Standing): 6-10 (5th East)

KEEPING IN TOUCH

Sports Information Director: Kerry Tharp
Basketball Contact: Brian Binette
SID Office Phone: (803) 777-5204
Binette's Home Phone: (803) 736-9444
Basketball Office: (803) 777-4198
Press Row Phone: (803) 777-6182
SID Mailing Address: University of South Carolina, Sports Information Office, Rex Enright Athletic Center, 1300 Rosewood Drive, Columbia, SC 29208
Best Time To Call Coach Odom: Weekday non-game days, 10:00am-noon (through SID office)
SID Fax: (803) 777-2967
SID E-mail: brian.binette@sc.edu
Website: www.uscsports.com

THE SERIES

Overall: South Carolina leads, 9-5
At Baton Rouge: South Carolina leads, 3-2
At PMAC: South Carolina leads, 3-2
At Columbia: South Carolina leads, 4-3
At Neutral Sites: South Carolina leads, 2-0
John Brady vs. South Carolina: 2-3

2001-02 RESULTS

| DATE | OPPONENT | SCORE |
|----------|--------------------|----------|
| Nov. 19 | Chaminade | W, 74-61 |
| Nov. 20 | Duke | L, 81-56 |
| Nov. 21 | UCLA | L, 89-77 |
| Nov. 26 | East Tennessee St. | W, 83-66 |
| Nov. 28 | Wofford | W, 64-49 |
| Dec. 1 | Colorado St. | W, 66-58 |
| Dec. 3 | Providence | W, 67-48 |
| Dec. 6 | Georgetown | L, 70-68 |
| Dec. 8 | Clemson | W, 81-57 |
| Dec. 18 | South Carolina St. | W, 69-50 |
| Dec. 24 | The Citadel | W, 73-57 |
| Dec. 28 | Charleston So. | W, 86-41 |
| Dec. 30 | Mercer | W, 88-52 |
| Jan. 5 | Florida | L, 69-60 |
| Jan. 12 | Kentucky | L, 51-50 |
| Jan. 16 | Arkansas | W, 62-60 |
| Jan. 19 | Vanderbilt | L, 60-51 |
| Jan. 23 | Tennessee | W, 94-60 |
| Jan. 26 | Mississippi | L, 71-53 |
| Jan. 30 | Georgia | W, 80-67 |
| Feb. 2 | Kentucky | L, 91-74 |
| Feb. 5 | Florida | L, 72-63 |
| Feb. 9 | Tennessee | W, 72-54 |
| Feb. 13 | Alabama | L, 52-51 |
| Feb. 16 | Vanderbilt | W, 66-43 |
| Feb. 20 | LSU | W, 66-53 |
| Feb. 23 | Auburn | L, 50-46 |
| Feb. 27 | Georgia | L, 82-75 |
| March 2 | Mississippi | L, 64-57 |
| March 7 | Mississippi | W, 69-67 |
| March 8 | Kentucky | W, 70-57 |
| March 9 | Alabama | L, 65-57 |
| March 13 | Virginia | W, 74-67 |
| March 19 | UNLV | W, 75-65 |
| March 21 | Ball St. | W, 82-47 |
| March 26 | Syracuse | W, 66-59 |
| March 28 | Memphis | L, 72-62 |

ROSTER

| NO. | NAME | CL-EXP | HT | WT | PTS | REB |
|-----|--------------------|--------|------|-----|-----|-----|
| 4 | Ivan Howell | Jr.-2L | 6-7 | 215 | 2.7 | 0.9 |
| 5 | Jarod Gerald | Fr.-HS | 6-1 | 185 | --- | --- |
| 12 | Marius Petravicius | Sr.-3L | 6-10 | 250 | 5.9 | 4.0 |
| 13 | Chris Warren | Sr.-1L | 6-5 | 195 | 4.1 | 2.2 |
| 15 | Carlos Powell | So.-1L | 6-7 | 220 | 6.3 | 2.7 |
| 20 | Sheldon Everett | So.-SQ | 5-7 | 150 | --- | --- |
| 21 | Terance Kinsey | Fr.-HS | 6-6 | 180 | --- | --- |
| 23 | Marcus Morrison | Fr.-HS | 6-6 | 190 | --- | --- |
| 25 | Jon Land | So.-1L | 6-4 | 185 | 0.5 | 0.3 |
| 30 | Michael Boynton | Jr.-2L | 6-2 | 180 | 1.9 | 0.9 |
| 31 | Chuck Eidson | Sr.-3L | 6-7 | 205 | 8.8 | 3.8 |
| 32 | Kerbrell Brown | Fr.-JC | 6-8 | 220 | --- | --- |
| 50 | Tony Kitchings | Sr.-3L | 6-10 | 260 | 7.0 | 6.2 |
| 54 | John Chappell | So.-1L | 6-10 | 235 | 0.4 | 0.8 |
| 55 | Rolando Howell | Jr.-2L | 6-9 | 220 | 9.9 | 6.0 |
| | Jason Parker | Jr.-1L | 6-8 | 253 | --- | --- |

Tennessee

SATURDAY, MARCH 1, THOMPSON-BOLING ARENA, KNOXVILLE, TENN., 6 P.M. (SEC-TV)



WHO'S WHO

President: Dr. John W. Shumaker
Athletic Director: Doug Dickey
Head Coach: Buzz Peterson
Assistant Coaches (Alma Mater): Chris Ferguson (Cumberland '81), Kerry Keating (Seton Hall '93), Al Daniel (Furman '79)

FAST FACTS

Location: Knoxville, Tenn.
Founded: 1794
Enrollment: 26,033
Nickname: Volunteers
Conference: Southeastern
Home Court (Capacity): Thompson-Boling Arena (24,535)
Colors: Orange & White

ABOUT THE VOLUNTEERS

Head Coach: Buzz Peterson
Alma Mater: North Carolina, 1986

Career Record: 120-66
At Tennessee: 15-16
2001-02 Record: 15-16
Conference Record (Standing): 7-9 (4th East)

KEEPING IN TOUCH

Sports Information Director: Bud Ford
Basketball Contact: Craig Pinkerton
SID Office Phone: (865) 974-1212
Pinkerton's Home Phone: (865) 670-1821
Basketball Office: (865) 974-1206
Press Row Phone: (865) 544-0789
SID Mailing Address: University of Tennessee, Sports Information Office, PO Box 15016
Best Time To Call Coach Peterson: Contact SID
SID Fax: (865) 974-1269
SID E-mail: cpinkert1@utk.edu
Website: www.utsports.com

THE SERIES

Overall: Tennessee leads, 53-38
At Baton Rouge: LSU leads, 23-20
At PMAC: LSU leads, 15-11
At Knoxville: Tennessee leads, 27-13
At Neutral Sites: Tennessee leads, 6-2
John Brady vs. Tennessee: 0-6

2002-03 SCHEDULE

| DATE | OPPONENT |
|-------------|--|
| Nov. 22 | Gardner-Webb |
| Nov. 25 | VMI |
| Dec. 4 | at Texas A&M |
| Dec. 15 | at Chick-Fil-A Peach Bowl Classic vs. Georgia Tech |
| Dec. 17 | Charleston Southern |
| Dec. 21 | at West Virginia |
| Dec. 23 | Western Carolina |
| Dec. 30 | Tennessee-Martini |
| Jan. 4 | New Mexico |
| Jan. 8 | Kentucky |
| Jan. 11 | at Mississippi |
| Jan. 15 | at Florida |
| Jan. 18 | Vanderbilt |
| Jan. 22 | at Georgia |
| Jan. 25 | Louisville |
| Jan. 29 | South Carolina |
| Feb. 1 | at Auburn |
| Feb. 5 | Massachusetts |
| Feb. 8 | Georgia |
| Feb. 12 | at Arkansas |
| Feb. 15 | Florida |
| Feb. 19 | at South Carolina |
| Feb. 22 | Alabama |
| Feb. 26 | at Kentucky |
| March 1 | LSU |
| March 5 | Mississippi State |
| March 8 | at Vanderbilt |
| March 13-16 | at SEC Tournament |

2001-02 RESULTS

| DATE | OPPONENT | SCORE |
|---------|------------------|------------|
| Nov. 16 | Tennessee Tech | W, 72-63 |
| Nov. 21 | Marquette | L, 74-85 |
| Nov. 23 | Alaska-Anchorage | W, 74-54 |
| Nov. 24 | St. John's | L, 55-69 |
| Nov. 29 | Appalachian St. | W, 97-66 |
| Dec. 6 | SMU | W, 79-62 |
| Dec. 15 | Memphis | L, 69-71 |
| Dec. 17 | Radford | W, 72-66 |
| Dec. 20 | Louisville | L, 72-73 |
| Dec. 22 | West Virginia | L, 72-74 |
| Dec. 29 | Wisconsin | L, 62-65 |
| Jan. 6 | Ole Miss | W, 82-75 |
| Jan. 9 | Florida | L, 100-104 |
| Jan. 12 | Georgia | L, 70-73 |
| Jan. 16 | Mississippi St. | L, 91-92 |
| Jan. 19 | Syracuse | W, 66-62 |
| Jan. 21 | Middle Tennessee | W, 74-56 |
| Jan. 23 | South Carolina | L, 60-94 |
| Jan. 27 | Auburn | W, 82-59 |
| Jan. 30 | LSU | W, 61-58 |
| Feb. 2 | Vanderbilt | W, 67-65 |
| Feb. 6 | Kentucky | W, 76-74 |
| Feb. 9 | South Carolina | L, 54-72 |
| Feb. 13 | Arkansas | W, 63-54 |
| Feb. 16 | Alabama | L, 95-82 |
| Feb. 19 | Kentucky | L, 61-64 |
| Feb. 23 | Vanderbilt | L, 62-67 |
| Feb. 26 | Florida | L, 62-68 |
| March 2 | Georgia | W, 63-71 |
| March 8 | Alabama | L, 72-91 |

ROSTER

| NO. | NAME | CL-EXP | HT | WT | PTS | REB |
|-----|------------------------|--------|------|-----|------|------|
| 0 | Justin Herndon | Fr.-HS | 6-10 | 235 | 26.7 | 17.0 |
| 1 | John Winchester | Fr.-HS | 6-3 | 170 | 19.0 | 6.0 |
| 2 | Drew Clemmons | Sr.-SQ | 6-2 | 185 | --- | --- |
| 3 | Stanley Asumna | Fr.-HS | 6-4 | 200 | 20.0 | 8.0 |
| 4 | Brandon Crump | So.-1L | 6-10 | 235 | 7.1 | 4.2 |
| 10 | Thaydeus Holden | Sr.-1L | 6-0 | 180 | 6.6 | 2.5 |
| 12 | Richard "Pee-Wee" Gash | Fr.-HS | 5-6 | 145 | --- | --- |
| 15 | Elgrace Wilborn | So.-1L | 6-8 | 230 | 3.1 | 2.9 |
| 20 | Fred Smithwick | So.-SQ | 6-6 | 210 | --- | --- |
| 21 | Derek Stribling | So.-1L | 6-6 | 185 | 1.8 | 1.2 |
| 30 | Zach Turner | Sr.-3L | 6-7 | 245 | 0.5 | 0.4 |
| 32 | CJ Watson | Fr.-HS | 6-1 | 165 | 27.3 | 8.0 |
| 34 | Andy Ikeakar | Jr.-2L | 6-8 | 270 | 0.6 | 1.0 |
| 35 | Ron Slay | Sr.-3L | 6-8 | 250 | 14.8 | 6.5 |
| 42 | Jon Higgins | Sr.-3L | 6-3 | 200 | 7.6 | 4.5 |
| 43 | Justin Albrecht | Jr.-TR | 6-6 | 220 | 13.8 | 7.3 |

Opponents/Series Information

Vanderbilt

WEDNESDAY, FEB.12,PETE MARAVICH ASSEMBLY CENTER,7 P.M.



WHO'S WHO

Chancellor: E.Gordon Gee
Athletic Director: Todd Turner
Head Coach: Kevin Stallings
Assistant Coaches (Alma Mater): Tim Jankovich (Kansas State '82), Jeff Jackson (Cornell '84),Brad Frederick (North Carolina '99)

FAST FACTS

Location: Nashville, Tenn.
Founded: 1873
Enrollment: 6,235
Nickname: Commodores
Conference: Southeastern
Home Court (Capacity): Memorial Gym (14,168)
Colors: Black & Gold

ABOUT THE COMMODORES

Head Coach: Kevin Stallings
Alma Mater: Purdue,1982

Career Record: 174-104
At Vanderbilt: 51-41
2001-02 Record: 17-15
Conference Record (Standing): 6-10 (5th East)

KEEPING IN TOUCH

Media Relations Director: Rod Williamson
Basketball Contact: Brent Ross
MRD Office Phone: (615) 343-4198
Ross'Home Phone: (615) 662-2970
Basketball Office: (615) 322-6530
Press Row Phone: (615) 320-0436
MRD Mailing Address: Vanderbilt University, Media Relations Office,PO Box 120158, Nashville,TN 37212
Best Time To Call Coach Stallings: Contact MRD
MRD Fax: (615) 343-7064
MRD E-mail: brent.ross@vanderbilt.edu
Website: www.vucommODORES.com

THE SERIES

Overall: Vanderbilt leads,52-44
At Baton Rouge: LSU leads,27-17
At PMAC: LSU leads,18-9
At Nashville: Vanderbilt leads,31-12
At Neutral Sites: LSU leads,5-4
John Brady vs. Vanderbilt: 3-5

2002-03 SCHEDULE

| DATE | OPPONENT |
|-------------|-----------------------|
| Nov. 22 | SE-Louisiana |
| Nov. 24 | Alabama A&M |
| Nov. 26 | Georgia Southern |
| Dec. 1 | Connecticut |
| Dec. 4 | East Tennessee State |
| Dec. 7 | Tulane |
| Dec.10 | at Indiana |
| Dec.15 | High Point |
| Dec.21 | at Michigan |
| Dec.30 | at Notre Dame |
| Jan. 2 | College of Charleston |
| Jan. 8 | at Auburn |
| Jan.11 | Alabama |
| Jan.14 | Kentucky |
| Jan.18 | at Tennessee |
| Jan.22 | at Florida |
| Jan.29 | Georgia |
| Feb. 1 | Ole Miss |
| Feb. 5 | at Mississippi State |
| Feb. 8 | South Carolina |
| Feb. 12 | at LSU |
| Feb. 15 | at Georgia |
| Feb. 22 | Florida |
| Feb. 26 | Arkansas |
| March 1 | at South Carolina |
| March 5 | at Kentucky |
| March 8 | Tennessee |
| March 13-16 | at SEC Tournament |

2001-02 RESULTS

| DATE | OPPONENT | SCORE |
|----------|---------------------|----------|
| Nov. 16 | Liberty University | W, 96-61 |
| Nov. 19 | Connecticut | L,71-84 |
| Nov. 23 | Hampton | W,100-85 |
| Nov. 24 | Monmouth | L,67-81 |
| Nov. 25 | Chattanooga | W, 69-57 |
| Nov. 29 | Cal Poly St. | W, 69-64 |
| Dec. 2 | Western Kentucky | W, 80-75 |
| Dec. 5 | Southeast Missouri | W, 76-71 |
| Dec. 8 | Centenary College | W, 77-75 |
| Dec.10 | Tulane | L,77-87 |
| Dec.20 | American University | W, 85-57 |
| Dec.22 | East Tennessee St. | W, 8-77 |
| Dec.29 | Morehead St. | W, 83-73 |
| Jan. 5 | Georgia | L,69-82 |
| Jan. 9 | Alabama | L,79-92 |
| Jan. 12 | Florida | L,85-95 |
| Jan.16 | Auburn | W, 73-67 |
| Jan.19 | South Carolina | W, 60-51 |
| Jan.26 | Georgia | W, 86-84 |
| Jan.30 | Mississippi | L,61-73 |
| Feb. 2 | Tennessee | L,65-67 |
| Feb. 6 | LSU | W, 68-63 |
| Feb. 9 | Florida | L,54-80 |
| Feb. 13 | Kentucky | L,59-67 |
| Feb. 16 | South Carolina | L,43-66 |
| Feb. 20 | Mississippi St. | L,43-66 |
| Feb. 23 | Tennessee | W, 67-62 |
| Feb. 27 | Kentucky | W, 86-73 |
| March 2 | Arkansas | L,67-81 |
| March 7 | LSU | L,62-69 |
| March 13 | Houston | W, 59-50 |
| March 15 | Louisiana Tech | L,68-83 |

ROSTER

| NO. | NAME | CL-EXP | HT | WT | PTS | REB |
|-----|---------------------|--------|------|-----|------|-----|
| 1 | Mario Moore | Fr.-HS | 5-11 | 155 | --- | --- |
| 2 | Brian Thornton | So.-1L | 6-8 | 235 | 7.2 | 4.6 |
| 3 | Jason Holwerda | So.-1L | 6-5 | 200 | 3.0 | 1.4 |
| 10 | Adam Payton | Fr.-HS | 6-3 | 180 | --- | --- |
| 11 | Russell Lakey | Jr.-2L | 6-0 | 177 | 2.2 | 1.9 |
| 12 | Bryson Krueger | Fr.-HS | 6-6 | 180 | --- | --- |
| 13 | David Przybyszewski | So.-1L | 6-11 | 240 | 3.1 | 1.2 |
| 20 | Matt Carter | Sr.-3L | 6-3 | 185 | 0.8 | 0.0 |
| 24 | Scott Hundley | Jr.-2L | 6-5 | 217 | 3.0 | 1.2 |
| 33 | Julian Terrell | Fr.-HS | 6-9 | 220 | --- | --- |
| 35 | Matt Freije | Jr.-2L | 6-9 | 226 | 15.1 | 5.1 |
| 42 | Martin Schnedlitz | So.-1L | 6-10 | 235 | 1.4 | 0.5 |
| 44 | Corey Smith | So.-1L | 6-5 | 230 | 3.3 | 2.8 |
| 54 | Ted Skuchas | Fr.-HS | 6-11 | 245 | --- | --- |

Series Record vs. 2002-03 Opponents

Non-Conference Opponents

Arizona

Arizona Leads,3-2
Last Meeting - Dec.20,2000 - Arizona 88,LSU 75
At LSU -- LSU leads,2-0
At Arizona - Arizona leads,3-0

Centenary

LSU Leads,5-1
Last Meeting - Jan.17,2001 - LSU 85,Centenary 44
At LSU - LSU leads,3-0
at Centenary - LSU leads,2-1

Delaware State

First meeting

Houston

Houston Leads,6-4
Last Meeting - Dec.20,2001 - LSU 73,Houston 69
at LSU - LSU leads,2-1
at Houston - Houston leads,4-2
at Neutral Sites - Houston leads,1-0

McNeese State

LSU Leads,11-0
Last Meeting - Dec.15,2001 - LSU 80,McNeese State 57
at LSU - LSU leads,10-0
at McNeese - LSU leads,1-0

New Orleans

LSU Leads,6-4
Last Meeting - Dec.18,2001 - UNO 60,LSU 59
at LSU - Tied,3-3
at UNO - LSU leads,3-1

Nicholls State

LSU Leads,10-0
Last Meeting - Dec.30,2001 - LSU 71,Nicholls State 35
at LSU - LSU leads,10-0

Prairie View A&M

LSU Leads,2-0
Last Meeting - Dec.16,1998 - LSU 84,Prairie View 62
at LSU - LSU leads,2-0

South Alabama

First Meeting

Southern

LSU Leads,5-0
Last Meeting - Nov. 19,2001 - LSU 97,Southern 65
at LSU - LSU leads,5-0

Texas A&M

LSU Leads,12-8
Last Meeting - Dec.3,1983 - LSU 75,A&M 65
at LSU -- LSU leads,9-1
at Texas A&M -- A&M leads,5-1
at Neutral Sites, Tied 2-2

Texas A&M Corpus Christi

First Meeting

Tulane

LSU Leads,119-83
Last Meeting - March 12,1982 - Tulane 83,LSU 72
at LSU - LSU leads,66-33
at Tulane - LSU leads,51-48
at Neutral Sites - Tied,2-2

SEC Opponents

Alabama

Alabama Leads,89-59
Last Meeting - Feb. 2,2002 - Alabama 57,LSU 48
at LSU - LSU leads,39-27
at Alabama - Alabama leads,56-16
at Neutral Sites - Alabama leads,6-4

Arkansas

Arkansas Leads,23-10
Last Meeting - Feb. 16,2002 - LSU 67,Arkansas 63
at LSU - Arkansas leads,9-4
at Arkansas - Arkansas leads,9-2
at Neutral Sites - Arkansas leads,5-4

Auburn

LSU Leads,71-53
Last Meeting - March 2,2002 - LSU 59,Auburn 54
at LSU - LSU leads,39-19
at Auburn - Tied,29-29
at Neutral Sites - Auburn leads,5-3

Florida

LSU Leads,54-34
Last Meeting - Jan.16,2002 - Florida 102,LSU 70
at LSU - LSU leads,31-10
at Florida - Florida leads,23-16
at Neutral Sites - LSU leads,7-1

Georgia

LSU Leads,54-38
Last Meeting - March 8,2002 - LSU 78,Georgia 76
at LSU - LSU leads,28-13
at Georgia - Georgia leads,21-19
at Neutral Sites - LSU leads,7-4

Kentucky

Kentucky Leads,72-21
Last Meeting - Feb. 9,2002 - Kentucky 68,LSU 56
at LSU - Kentucky leads,25-15
at Kentucky - Kentucky leads,35-4
at Neutral Sites - Kentucky leads,12-2

Ole Miss

LSU Leads,106-75
Last Meeting - Feb.27,2002 - Ole Miss 59,LSU 56
at LSU - LSU leads,68-26
at Ole Miss - Ole Miss leads,47-32
at Neutral Sites - LSU leads,6-2

Mississippi State

LSU Leads,96-84
Last Meeting - March 9,2002 - Miss. State 57,LSU 51
at LSU - LSU leads,60-30
at Miss.State - State leads,52-33
at Neutral Sites: LSU leads,3-2

South Carolina

South Carolina Leads,9-5
Last Meeting - Feb. 20,2002 - South Carolina 66,LSU 53
at LSU - USC leads,3-2
at South Carolina - USC leads,4-3
at Neutral Sites - USC leads,2-0

Tennessee

Tennessee Leads,53-38
Last Meeting - Jan 30,2002 - Tennessee 61,LSU 58
at LSU - LSU leads,23-20
at Tennessee - Tennessee leads,27-13
at Neutral Sites - Tennessee leads, 6-2

Vanderbilt

Vanderbilt Leads,51-44
Last Meeting - March 7,2002 - LSU 69,Vanderbilt 62
at LSU - LSU leads,26-16
at Vanderbilt - Vandy leads,32-12
at Neutral Sites - LSU leads,5-4

Travel Plans

The following travel schedule is based on plans made prior to the season. All times are approximate and Central Standard unless indicated. Please contact the LSU Sports Information Office to confirm. As a rule, all practices are closed on the road.

Coach Brady will primarily be available for interviews when the team arrives at the hotel headquarters. Players are not available on the road for pre-game interviews and Coach Brady will normally not conduct interviews on game day until after the game.

LSU Senior Associate SID Kent Lowe will be traveling with the team for all games.

Texas A&M

Houston, Texas, Nov. 30, 2002

Team will depart Baton Rouge via the LSU bus at approximately Noon on Nov. 29, arriving in Houston at approximately 6 p.m. Team headquarters: Radisson Houston Astrodome, 8686 Kirby Drive, Houston Texas. Phone: 713-748-3221. Team will return to Baton Rouge, Nov. 30, via the LSU bus after the game.

Tulane

New Orleans, Dec. 28, 2002

Team will depart Baton Rouge via the LSU bus at approximately 5 p.m. on Dec. 26, arriving in New Orleans at approximately 6:30 p.m. Team headquarters: Sheraton New Orleans, 500 Canal Street, New Orleans, La. Phone: 504-525-2500. Team will return to Baton Rouge via the LSU bus after the game, Dec. 28.

Georgia

Athens, Ga., Jan. 5, 2003

Team will depart Baton Rouge via Delta Airlines on Jan. 4 at 1:05 p.m.; arriving in Atlanta, Ga., at 3:38 p.m. EST. Team will bus to Athens, Ga., arriving at approximately 6 p.m. Team headquarters: Holiday Inn Athens, 197 E. Broad Street, Athens, Ga. Phone: 706-549-4433. Team will return to Baton Rouge, Jan. 5, via Delta Airlines, arriving at approximately 9:10 p.m.

Arkansas

Fayetteville, Ark., Jan. 22, 2003

Team will depart Baton Rouge via charter aircraft on Jan. 21 at approximately 5 p.m., arriving in Fayetteville at approximately 7 p.m. Team headquarters: Holiday Inn Springdale, 1500 S. 48th Street, Springdale, Ark. Phone: 479-751-8300. Team will return to Baton Rouge via charter airplane after game on Jan. 22, arriving at approximately 12:30 a.m.

Mississippi State

Starkville, Miss., Jan. 25, 2003

Team will depart Baton Rouge via charter bus on Jan. 24 at approximately Noon, arriving in Starkville at approximately 5:30 p.m. Team headquarters: Comfort Suites, 801 Russell Street, Starkville, Miss. Phone: 662-324-9595. Team will return to Baton Rouge via charter bus on Jan. 25 after the game, returning to Baton Rouge at approximately 11:30 p.m.

Alabama

Tuscaloosa, Ala., Feb. 1, 2003

Team will depart on the LSU bus on Jan. 31 at approximately Noon, arriving in Tuscaloosa at approximately 5:30 p.m. Team headquarters: Hampton Inn University, 600 Harper Lee Dr., Tuscaloosa, Ala. Phone: 205-553-9800. Team will return following the game on Feb. 1 on the LSU bus, arriving in Baton Rouge at approximately midnight.

Auburn

Auburn, Ala. Feb. 8, 2003

Team will depart via charter bus on Feb. 7 at approximately Noon, arriving in Auburn at approximately 6:30 p.m. Team headquarters: Hilton Garden Inn, 2555 Hilton Garden Drive, Auburn, Ala. Phone: 334-502-3500. Team will return following the game on Feb. 8 via charter bus, arriving in Baton Rouge at approximately midnight.

Kentucky

Lexington, Ky., Feb. 15, 2003

Team will depart via charter airplane on Feb. 14 at approximately 5 p.m., arriving in Lexington at approximately 9 p.m. EST. Team headquarters: Hyatt Regency Lexington, 401 West High Street, Lexington, Ky. Phone: 859-233-2152. Team will return via charter airplane following the game on Feb. 15, arriving in Baton Rouge at approximately 8 p.m.

Tennessee

Knoxville, Tenn., March 1, 2003

Team will depart via charter airplane on Feb. 28 at approximately 5 p.m., arriving in Knoxville at approximately 8:30 p.m. EST. Team headquarters: Hilton Knoxville, 501 West Church Avenue, SW, Knoxville, Tenn. Phone: 865-523-2300. Team will return to Baton Rouge via charter airplane on March 1 after the game, arriving in Baton Rouge at approximately midnight.

Ole Miss

Oxford, Miss., March 5, 2003

Team will depart via charter airplane on March 4 at approximately 5 p.m., arriving in Oxford at approximately 6:30 p.m. Team headquarters: Holiday Inn Express and Suites, 112 Heritage Dr., Oxford, Miss. Phone: 662-236-2500. Team will return to Baton Rouge via charter airplane on March 5 after the game, arriving in Baton Rouge at approximately midnight.

SEC Tournament

New Orleans, La., March 13-16, 2003

Team will depart via the LSU bus on March 11 at a time to be announced. Team headquarters: Sheraton New Orleans, 500 Canal Street, New Orleans. Phone: 504-525-2500. Team's return to be determined based on elimination from the tournament.

SEC Tournament

The SEC Men's Basketball Tournament shifts to the Crescent City as New Orleans serves as the site of the 2003 event. The Superdome (26,949) will host the 12-team tournament for the second time in league history after hosting in 1996. It's the fourth time the event has been held in the state of Louisiana (Baton Rouge, 1938 and 1988).



The winner of the 11-game tournament receives the SEC's automatic bid to the NCAA Tournament. The tournament seeds, conference championship and division titles are determined by the 16-game conference schedule during the regular season. Teams are seeded by their divisional finish and features Eastern Division-Western Division matchups in every game should the higher seed win each contest.

Atlanta served as host of the inaugural SEC Tournament played following the 1932-33 season and did so again after the 1933-34 season. The event was held every year through 1952, with the exception of 1935. After a 26-year layoff (1953-78), the tournament was renewed in 1979. The 2003 tournament will be the 44th in league history and the 25th since the renewal.

The SEC has shown extraordinary balance in the tournament, evidenced by the fact that a different school won the first seven titles after the renewal. The event has helped set the stage for SEC teams in the NCAA Tournament as 18 of the last 23 tournament champions have advanced to at least the Sweet 16 with three of the last seven going on to the NCAA Final Four. Since the renewal in 1979, the SEC Tournament Champions has failed to win at least one NCAA Tournament game only three times.

Kentucky leads the league with 23 SEC Tournament titles. Alabama is second with six, while Tennessee ranks third with four championship trophies. Mississippi State earned its second tournament title in 2002. Arkansas, Auburn, Georgia, LSU, Ole Miss, Vanderbilt and former league member Georgia Tech have each won one SEC Tournament Championship.



SEC TOURNAMENT RECORDS

| Team | Years | Won | Lost | Pct. | Titles |
|-----------------------|-------|-----|------|------|--------|
| Kentucky | 41 | 99 | 17 | .853 | 23 |
| Alabama | 43 | 53 | 36 | .596 | 6 |
| Arkansas | 11 | 14 | 10 | .583 | 1 |
| Tennessee | 42 | 53 | 38 | .582 | 4 |
| South Carolina | 11 | 10 | 11 | .476 | 0 |
| LSU | 43 | 37 | 42 | .468 | 1 |
| Georgia | 43 | 31 | 42 | .425 | 1 |
| Auburn | 40 | 24 | 39 | .381 | 1 |
| Vanderbilt | 41 | 24 | 40 | .375 | 1 |
| Florida | 37 | 20 | 37 | .351 | 0 |
| Ole Miss | 40 | 20 | 39 | .339 | 1 |
| Mississippi State | 42 | 16 | 40 | .286 | 2 |
| Former Members | | | | | |
| Georgia Tech | 19 | 14 | 18 | .438 | 1 |
| Tulane | 16 | 12 | 16 | .429 | 0 |
| Sewanee | 2 | 0 | 2 | .000 | 0 |

LSU IN THE SEC TOURNAMENT

Record – 37-42 (.468) * Title – 1980; Runner up – 1933, '52, '46, '87

2002 Record 2-1 Beat Vanderbilt, Georgia. Lost to Mississippi State in semifinals
 2001 Record 1-1 Beat Georgia; Lost to Arkansas in quarterfinals
 2000 Record 1-1 Beat Vandy; Lost to Arkansas in semifinals
 1999 Record 0-1 Lost to Florida in the first round
 1998 Record 0-1 Lost to Tennessee in the first round
 1997 Record 0-1 Lost to Georgia in the first round
 1996 Record 0-1 Lost to South Carolina in first round
 1995 Record 0-1 Lost to Vandy in first round
 1994 Record 0-1 Lost to Georgia in first round
 1993 Record 2-1 Beat Ole Miss, Vandy; Lost to Kentucky in finals
 1992 Record 1-1 Beat Vandy; Lost to Kentucky in semifinals
 1991 Record 0-1 Lost to Auburn in quarterfinals
 1990 Record 0-1 Lost to Auburn in quarterfinals
 1989 Record 0-1 Lost to Tennessee in quarterfinals
 1988 Record 1-1 Beat Vandy; Lost to Kentucky in semifinals
 1987 Record 3-1 Beat Miss.St., Fla., Ga.; Lost to Alabama in finals
 1986 Record 1-1 Beat Florida; Lost to Kentucky in semifinals
 1985 Record 0-1 Lost to Auburn in the quarterfinals
 1984 Record 0-1 Lost to Auburn in the quarterfinals
 1983 Record 0-1 Lost to Tennessee in the quarterfinals
 1982 Record 0-1 Lost to Ole Miss in the quarterfinals

1981 Record 1-1 Beat Florida; Lost to Georgia in semifinals
1980 Record 3-0 Beat Florida; Alabama; Kentucky in finals
 1979 Record 0-1 Lost to Kentucky in semifinals
 1952 Record 3-1 Beat Miss.St; Ole Miss; Fla.; Lost to Ky. in finals
 1951 Record 1-1 Beat Ole Miss; Lost to Vanderbilt in semifinals
 1950 Record 2-1 Beat Fla; Auburn; Lost to Tennessee in semifinals
 1949 Record 2-1 Beat Georgia Tech; Vandy; Lost to Tulane in semifinals
 1948 Record 0-1 Lost to Kentucky in quarterfinals
 1947 Record 2-1 Beat Ole Miss; Fla.; Lost to Tulane in semifinals
 1946 Record 3-1 Beat Tulane; Ole Miss; Ga.; Lost to Kentucky in finals
 1945 Record 0-1 Lost to Kentucky in quarterfinals
 1944 Record 0-1 Lost to Kentucky in semifinals
 1943 Record 2-1 Beat Auburn; Alabama; Lost to Tennessee in semifinals
 1942 Record 0-1 Lost to Alabama in quarterfinals
 1941 Record 0-1 Lost to Vanderbilt in quarterfinals
 1940 Record 1-1 Beat Tulane; Lost to Alabama in quarterfinals
 1939 Record 2-1 Beat Sewanee; Georgia; Lost to Kentucky in semifinals
 1938 Record 1-1 Beat Auburn; Lost to Ole Miss in semifinals
 1937 Record 0-1 Lost to Kentucky in first round
 1936 Record 0-1 Lost to Alabama in quarterfinals
 1934 Record 0-1 Lost to Tennessee in quarterfinals
 1933 Record 2-1 Beat Auburn; Tennessee; Lost to Kentucky in semifinals

2003 Post Season

NCAA TOURNAMENT

Selection Sunday – March 16, 2003

• Opening Round

March 18

Dayton, Ohio
University of Dayton Arena
Host: University of Dayton

• First and Second Rounds

March 20 & 22

Oklahoma City, Okla.
Ford Center
HOST: Big 12 Conference

Indianapolis, Ind.
RCA Dome
HOST: Butler University and
Horizon League

Salt Lake City, Utah
Jon M. Huntsman Center
HOST: University of Utah

Spokane, Wash.
Spokane Arena
HOST: Washington State University

March 21 & 23

Boston Mass.
Fleet Center
HOST: Boston College

Tampa, Fla.
Ice Palace Arena
HOST: University of South Florida

Birmingham, Ala.
Birmingham-Jefferson Civic
Center
HOST: Southeastern Conference

Nashville, Tenn.
Gaylord Entertainment Center
HOST: Vanderbilt University

Regional Sites

EAST
March 28 & 30
Albany, N. Y.
Pepsi Arena
HOSTS: MAAC/Siena College

SOUTH
March 28 & 30
San Antonio, Texas
Alamodome
HOST: University of Texas at San
Antonio

MIDWEST

March 27 & 29
Minneapolis, Minn.
Hubert H. Humphrey Metrodome
HOST: University of Minnesota

WEST

March 27 & 29
Anaheim, Calif.
Arrowhead Pond
HOST: Big West Conference



NCAA Final Four

April 5 & 7
East vs. South
West vs. Midwest

New Orleans, La.
Louisiana Superdome
HOSTS: Sun Belt Conference,
University of New Orleans

NATIONAL INVITATION TOURNAMENT



LSU huddles at mid-court prior to its 2002 NIT game with Ball State.

OPENING ROUND – At Campus Sites
March 18

FIRST ROUND – At Campus Sites
March 18, 19, 20, 21

SECOND ROUND – At Campus Sites
March 24, 25

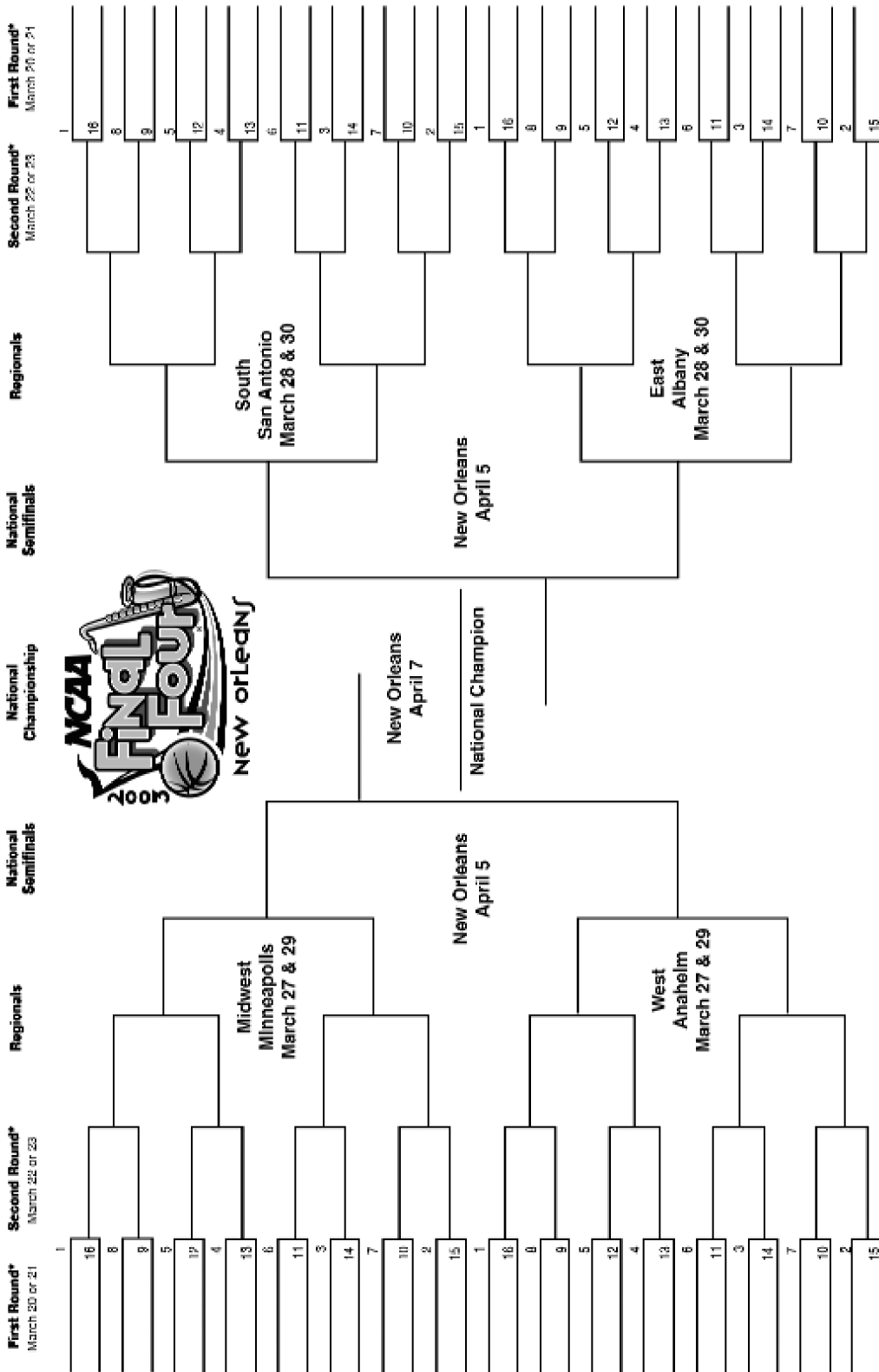
THIRD ROUND – At Campus Sites
March 26, 27, 28

SEMIFINALS – At Madison Square Garden
New York City, N. Y.
April 1

CHAMPIONSHIP – At Madison Square Garden
New York City, N. Y.
April 3




2003 NCAA Division I Men's Basketball Championship



On March 16, the Assistant Committee will select two teams to play an opening round game on March 18. The winning team will be a 16th seed in the first round. *Host and second round sites will be placed in the bracket by the NCAA Director / Men's Basketball Committee. March 16. The NCAA opposes all sports wagering. This bracket should not be used for wagering; contact office for other gambling activities. © 2002 National Collegiate Athletic Association - All commercial use without the NCAA's written permission.

R
E
C
O
R
D
S



Records



Stanley Roberts
Field goal percentage co-leader



Anthony Wilson
Season three-point field goal leader (95)



Eddie Palubinskas
15-15 from free throw line (single-game best)

Individual Records

POINTS

| | | |
|------------|-------|--------------------------------------|
| Game: | 69 | by Pete Maravich vs. Alabama, 2-7-70 |
| Season: | 1,381 | by Pete Maravich, 1969-70 |
| Freshman: | 965 | by Chris Jackson, 1988-89 |
| Sophomore: | 1,138 | by Pete Maravich, 1967-68 |
| Junior: | 1,148 | by Pete Maravich, 1968-69 |
| Senior: | 1,381 | by Pete Maravich, 1969-70 |
| Career: | 3,667 | by Pete Maravich, 1967-70 |

SCORING AVERAGE

| | | |
|---------|------|---------------------------|
| Season: | 44.5 | by Pete Maravich, 1969-70 |
| Career: | 44.2 | by Pete Maravich, 1967-70 |

FIELD GOALS MADE

| | | |
|---------|-------|---|
| Game: | 26 | by Pete Maravich vs. Vanderbilt, 12-11-69 & vs. Alabama, 2-7-70 |
| Season: | 522 | by Pete Maravich, 1969-70 |
| Career: | 1,387 | by Pete Maravich, 1967-70 |

FIELD GOALS ATTEMPTED

| | | |
|---------|-------|--|
| Game: | 57 | by Pete Maravich vs. Vanderbilt, 1-29-69 & vs. Alabama, 2-7-70 |
| Season: | 1,168 | by Pete Maravich, 1969-70 |
| Career: | 3,166 | by Pete Maravich, 1967-70 |

FIELD GOAL PERCENTAGE

| | | |
|-------------------------|-------|---|
| Game (Min. 10 Att.): | 1.000 | by Stanley Roberts, 10-10, vs. Loyola Marymount, 2-3-90 |
| | 1.000 | by Durand Macklin, 12-12, vs. Miss. St., 1-5-80 |
| | 1.000 | by Bill Wilson, 10-10 vs. Georgia, 1964 |
| Season (Min. 100 Att.): | .675 | by Dave Ramsden, 112-166, 1968-69 |
| Career (Min. 250 Att.): | .643 | by Dave Ramsden, 164-255, 1966-69 |

THREE-POINT FIELD GOALS MADE

| | | |
|---------|-----|---|
| Game: | 10 | by Chris Jackson vs. Tennessee, 2-10-90 |
| Season: | 95 | by Anthony Wilson, 1986-87 |
| Career: | 189 | by Ronnie Henderson, 1993-96 |

THREE-POINT FIELD GOALS ATTEMPTED

| | | |
|---------|-----|--|
| Game: | 20 | by Chris Jackson vs. Ole Miss, 3-4-89 & vs. Tennessee, 2-10-90 |
| Season: | 246 | by Chris Jackson, 1989-90 |
| Career: | 586 | by Ronnie Henderson, 1993-96 |

THREE-POINT FIELD GOAL PERCENTAGE

| | | |
|------------------------|-------|---|
| Game (Min. 5 Att.): | 1.000 | by Collis Temple, 5-5, vs. Nicholls St., 12-22-00 |
| | | by Torris Bright, 5-5, at Arizona, 12-20-00 |
| Season (Min. 50 Att.): | .509 | by Jamie Brandon, 27-53, 1992-93 |
| Career (Min. 75 Att.): | .489 | by Justin Anderson, 45-92, 1991-92 |

FREE THROWS MADE

| | | |
|---------|-----|--|
| Game: | 30 | by Pete Maravich, vs. Oregon State, 12-22-69 |
| Season: | 337 | by Pete Maravich, 1969-70 |
| Career: | 893 | by Pete Maravich, 1967-70 |

FREE THROWS ATTEMPTED

| | | |
|---------|-------|--|
| Game: | 31 | by Pete Maravich, vs. Oregon State, 12-22-69 |
| Season: | 337 | by Pete Maravich, 1969-70 |
| Career: | 1,152 | by Pete Maravich, 1967-70 |

CONSECUTIVE FREE THROWS MADE


| | | |
|--------------|----|--|
| Game: | 21 | by Pete Maravich, vs. Oregon State, 12-22-69 |
| Season: | 35 | by Chris Jackson, 1989-90 |
| Two Seasons: | 31 | by Eddie Palubinskas, 1973-74 |

FREE THROW PERCENTAGE

| | | |
|-------------------------|-------|--|
| Game (Min. 15 Att.): | 1.000 | by Eddie Palubinskas, 15-15, vs. Miss. St., 3-1-73 |
| Season (Min. 50 Att.): | .9095 | by Chris Jackson, 191-210, 1989-90 |
| Career (Min. 200 Att.): | .875 | by Eddie Palubinskas, 259-295, 1972-74 |



Howard Carter
Most career games started (126)



Derrick Taylor
Most minutes played in a season (1,342)

REBOUNDS

| | | |
|---------|-------|---------------------------------------|
| Game: | 32 | by Durand Macklin,vs. Tulane,11-26-76 |
| Season: | 474 | by Al Sanders,1969-70 |
| Career: | 1,276 | by Durand Macklin,1976-81 |

REBOUND AVERAGE

| | | |
|---------|------|-----------------------|
| Season: | 17.3 | by Bob Pettit,1953-54 |
| Career: | 14.8 | by Bob Pettit,1951-54 |

FOULS

| | | |
|---------|-----|-------------------------------|
| Season: | 125 | by Al Sanders,1969-70 |
| Career: | 407 | by Greg Cook,1976-77; 1978-81 |

ASSISTS

| | | |
|---------|-----|-----------------------------------|
| Game: | 19 | by Kenny Higgs,vs.Georgia,1-17-77 |
| Season: | 239 | by Kenny Higgs,1976-77 |
| Career: | 645 | by Kenny Higgs,1974-78 |

ASSIST AVERAGE

| | | |
|---------|-----|------------------------|
| Season: | 8.9 | by Kenny Higgs,1976-77 |
| Career: | 6.1 | by Kenny Higgs,1974-78 |

GAMES

| | | |
|---------|-----|-----------------------------|
| Season: | 39 | by Bernard Woodside,1986-87 |
| Career: | 130 | by Jose Vargas,1984-88 |

GAMES STARTED

| | | |
|---------|-----|--|
| Season: | 38 | by Anthony Wilson,1986-87 & Derrick Taylor, Don Redden,1985-86 |
| Career: | 126 | by Howard Carter, 1980-83 |

STEALS

| | | |
|---------|-----|---------------------------------------|
| Game: | 10 | by Shawn Griggs vs. Tennessee,2-23-91 |
| Season: | 93 | by Darryl Joe,1986-87 |
| Career: | 310 | by Clarence Ceasar, 1991-95 |

STEAL AVERAGE

| | | |
|---------|-----|--------------------------------------|
| Season: | 3.0 | by Clarence Ceasar, 1993-94; 1994-95 |
| Career: | 2.8 | by Clarence Ceasar, 1992-95 |

BLOCKED SHOTS

| | | |
|---------|-----|--|
| Game: | 12 | by Shaquille O'Neal,vs.Loyola Marymount,2-3-90 |
| Season: | 157 | by Shaquille O'Neal,1991-92 |
| Career: | 412 | by Shaquille O'Neal,1989-92 |

BLOCK AVERAGE

| | | |
|---------|-----|-----------------------------|
| Season: | 5.2 | by Shaquille O'Neal,1991-92 |
| Career: | 4.6 | by Shaquille O'Neal,1989-92 |

MINUTES PLAYED

| | | |
|---------|-------|----------------------------|
| Season: | 1,342 | by Derrick Taylor, 1985-86 |
| Career: | 4,276 | by Howard Carter, 1979-83 |

Team Records

POINTS

| | | |
|--------------|-------|---|
| Game: | 159 | vs.Northern Arizona,12-28-91 (LSU, 159-86) |
| Home Court: | 159 | vs.Northern Arizona,12-28-91 (LSU, 159-86) |
| Road: | 124 | vs. Texas,1-2-90 (LSU 124-113) |
| 1st half: | 80 | vs.Northern Arizona,12-28-91 (LSU, 159-86) |
| 2nd half: | 79 | vs.Northern Arizona,12-28-91 (LSU, 159-86) |
| In a loss: | 112 | vs.Ole Miss,3-4-89 (Ole Miss,113-112-OT) |
| By Opponent: | 141 | by Loyola Marymount,2-3-90 (LSU 148-141-OT) |
| Two Teams: | 289 | LSU 148,Loyola Marymount 141-OT, 2-3-90 |
| Season: | 2,985 | in 1969-70 (32 games) |
| Average: | 93.3 | in 1969-70 (2,985 in 32 games) |
| By Opponent: | 2,861 | in 1988-89 (32 games) |


FIELD GOALS MADE

| | | |
|------------|-------|--|
| Game | 61 | vs.Loyola Marymount,2-3-90 |
| Two Teams: | 113 | LSU (61) vs.Loyola Marymount (52),2-3-90 |
| Season: | 1,170 | in 1985-86 |

Records



Randy Livigston
Had 18 of LSU's school record
38 assists against George Mason.



Shaqille O'Neal had a triple
double with ten of LSU's 16
blocks against Texas.

FIELD GOALS ATTEMPTED

Game: 114 vs. Louisiana College, 12-7-53
Season: 2,403 in 1969-70

FIELD GOAL PERCENTAGE

Game: .714 vs. Clemson, 12-20-69 (50 of 70)
Season: .520 in 1978-79 (964 of 1,854)

THREE-POINT FIELD GOALS MADE

Game: 13 vs. Northwestern St., 12-2-01;
vs. Georgia, 2-18-95; vs. Md.-Baltimore, 12-30-94;
vs. Kentucky, 2-15-94; vs. Ole Miss, 3-4-89
Season: 204 in 2001-02

THREE-POINT FIELD GOALS ATTEMPTED

Game: 40 vs. S. Carolina, 2-10-96
Season: 614 in 1995-96

THREE-POINT FIELD GOAL PERCENTAGE

Game: 1.000 vs. Arkansas State, 12-4-86 (3-3)
Season: .401 in 1986-87 season (181-451)

FREE THROWS MADE

Game: 41 vs. Tulane, 12-22-79
Season: 667 in 1969-70

FREE THROWS ATTEMPTED

Game: 55 vs. Tulane, 12-22-79
Season: 944 in 1980-81

FREE THROW PERCENTAGE

Game: 1.000 vs. Tennessee, 3-11-83 (11-11)
Season: .770 in 1988-89 (557-723)

REBOUNDS

Game: 80 vs. Montana St., 12-27-76
Season: 1,691 in 1969-70 (32 games)
Average: 52.8 in 1969-70 (1,691 in 32 games)

FOULS

Season: 747 in 1986-87
Fouled Out: 37 in 1952-53, 1973-74

ASSISTS

Game: 38 vs. George Mason, 12-3-94
Season: 616 in 1974-75
Average: 23.7 in 1974-75 (616 in 26 games)

BLOCKED SHOTS

Game: 16 vs. Texas, 1-2-90
Season: 225 in 1989-90
Average: 7.0 in 1989-90 (225 in 32 games)

STEALS

Game: 23 vs. Tennessee, 2-23-91
Season: 352 in 1986-87
Average: 10.5 in 1990-91 (316 in 30 games)

GAMES

Season: 39 in 1986-87
Most Wins: 31 in 1980-81
Most Losses: 23 in 1966-67
Win Streak: 26 in 1980-81

ATTENDANCE

Game (Paid): 68,112 Louisiana Superdome, Jan. 20, 1990 vs. Notre Dame
Game (Turnstile): 54,321 Louisiana Superdome, Jan. 28, 1989 vs. Georgetown
Game (PMAC): 15,964 vs. Ole Miss, 2-25-81
Season (Home): 314,369 in 1989-90 (19 games, one in Louisiana Superdome)
Season (PMAC): 246,257 in 1989-90 (18 games)
Season Average: 13,708 in 1980-81 (15 games)

LSU TRENDS AND RECORDS

| | 01-02 | JOHN BRADY ERA |
|---------------------|-------|----------------|
| Overall Record | 19-15 | 81-70 |
| Home Record | 12-5 | 56-25 |
| Road Record | 3-7 | 11-37 |
| Neutral | 4-3 | 14-8 |
| In SEC Games | 6-10 | 26-54 |
| Non-Conference | 11-4 | 53-15 |
| SEC Tourn. | 2-1 | 4-5 |
| NIT | 1-1 | 1-1 |
| NCAA Tourn. | 0-0 | 2-1 |
| In November | 5-1 | 19-3 |
| In December | 5-2 | 26-5 |
| In January | 2-5 | 13-28 |
| In February | 3-5 | 13-26 |
| In March | 4-2 | 10-8 |
| In Night Games | 9-10 | 57-51 |
| In Day Games | 10-5 | 24-19 |
| Leading at half | 13-2 | 64-13 |
| Losing at half | 6-12 | 15-55 |
| Tied at half | 0-1 | 2-2 |
| Leading 10 min left | 13-3 | 63-12 |
| Losing 10 min left | 6-12 | 17-56 |
| Tied 10 min left | 0-0 | 1-2 |
| Leading 5 min left | 13-5 | 66-10 |
| Losing 5 min. left | 5-10 | 11-58 |
| Tied 5 min.left | 1-0 | 4-2 |
| 50% or more FG% | 10-3 | 36-10 |
| Less then 50% FG% | 9-12 | 43-62 |
| Outshooting Opp. | 15-3 | 67-16 |
| Outshot by Opp. | 4-12 | 14-53 |
| Even Shooting | 0-0 | 0-1 |
| Outrebound Opp. | 14-9 | 61-35 |
| Outrebounded | 5-6 | 19-31 |
| Equal Rebounds | 0-0 | 1-4 |
| Fewer TO than Opp | 12-3 | 42-12 |
| More TO than Opp | 6-11 | 33-53 |
| Equal Turnovers | 1-1 | 6-5 |
| 15 or fewer TO | 11-8 | 36-20 |
| Gms-5 pts or less | 8-6 | 26-23 |
| Gms-10 pts or less | 10-10 | 35-39 |
| Gms-11 pts or more | 9-5 | 46-31 |

Miscellaneous Statistics

THE LAST TIME AN LSU PLAYER HAD

- 30 or more points -- 30 -- Ronald Dupree, at Arkansas, Feb. 16, 2002
- 40 or more points -- 40 -- Ronnie Henderson vs. Alabama, Feb. 11, 1995
- 50 or more points -- 53 -- Shaquille O'Neal, vs. Arkansas St., Dec. 18, 1990
- 60 or more points -- 64 -- Pete Maravich, vs. Kentucky, Feb. 21, 1970
- 15 or more rebounds -- 16 -- Ronald Dupee, vs. Nicholls St., Dec. 30, 2001
- 20 or more rebounds -- 20 -- Geert Hammink, vs. Campbell, Dec. 16, 1992
- 10 or more assists -- 10 -- Torris Bright, vs. Mercer, Nov. 25, 2001
- 5 or more blocks -- 7 -- Stromile Swift, at Auburn, March 1, 2000
- 7 or more steals -- 7 -- Clarence Ceasar, vs. Auburn, Feb. 25, 1995

THE LAST TIME AN LSU OPPOSING PLAYER HAD

- 30 or more points -- 31 -- Demond Mallet, McNeese St., Dec. 13, 2000
- 40 or more points -- 43 -- Todd Day, Arkansas, Jan. 11, 1992
- 50 or more points -- 53 -- Gerald Glass, Ole Miss, March 4, 1989
- 60 or more points -- 63 -- Johnny Neumann, Ole Miss, Jan. 30, 1971
- 15 or more rebounds -- 16 -- Erwin Dudley, Alabama, Feb. 2, 2002
- 20 or more rebounds -- 21 -- Larry Richard, TCU, Nov. 21, 1986
- 10 or more assists -- 11 -- Orien Greene, Florida, Jan. 16, 2002
- 5 or more blocks -- 6 -- Tayshaun Prince, Kentucky, Feb. 9, 2002
- 7 or more steals -- 7 -- Chris Daniels, Georgia, March 8, 2002

THE LAST TIME LSU . . .

- Scored 100 points -- 103 -- vs. Wyoming (103-86), Nov. 27, 1999
- Scored less than 50 points -- 48 -- vs. Alabama (UA, 57-48), Feb. 2, 2002
- Allowed less than 50 points -- 35 -- vs. Nicholls St. (71-35), Dec. 30, 2001
- Allowed 100 points -- 102 -- at Florida (Florida, 102-70), Jan. 16, 2002
- Shot 60 percent from the field -- 61% -- vs. McNeese St., Dec. 13, 2000
- Grabbed 60 rebounds -- 60 -- Troy State, Dec. 22, 1998
- Committed less than 10 turnovers -- 9 -- vs. Mercer, Nov. 25, 2001
- Committed more than 20 turnovers -- 21 -- vs. Miami, Dec. 27, 2001
- Committed 30 or more personal fouls -- 30 -- at S. Carolina, Feb. 10, 1996

Pete Maravich Assembly Center Records

Individual Records

POINTS

LSU: 53 by Shaquille O'Neal, vs. Arkansas St., 12-18-90
Opp: 48 by Hank Gathers, Loyola Marymount, 2-3-90

FIELD GOALS MADE

LSU: 19 by Chris Jackson, vs. Florida, 3-1-89
Opp: 20 by Hank Gathers, Loyola Marymount, 2-3-90

FIELD GOAL PERCENTAGE (*Minimum 10 attempts*)

LSU: 1.000 by Stanley Roberts, 10-10, Loyola Marymount, 2-3-90; by Durand Macklin, 12-12, vs. Miss. St., 1-5-80
Opp: .909 by Ronnie Williams, Florida, 10-11, 1-2-82; by Bob Guyette, Kentucky, 10-11, 1-5-74;

THREE POINT FIELD GOALS MADE

LSU: 8 by Maurice Carter, vs. Arkansas, 1-2-99
8 by Ronnie Henderson, vs. Kentucky, 2-15-94
Opp: 9 by Anderson Hunt, UNLV, 1-28-90

THREE POINT FG PERCENTAGE (*Minimum 4 attempts*)

LSU: 1.000 by Collis Temple, 5-5, vs. Nicholls St., 12-22-00

FREE THROWS MADE

LSU: 17 by Shaquille O'Neal, vs. Arkansas St., 12-18-90
Opp: 15 by Ernie Grunfeld, Tennessee, 1-15-77

FREE THROWS ATTEMPTED

LSU: 21 by Shaquille O'Neal, vs. Arkansas St., 12-18-90
Opp: 18 by Leon Douglas, Alabama, 2-17-75

FREE THROW PERCENTAGE

LSU: 1.000 by Eddie Palubinskas, 16-16, vs. Miss. St., 3-1-73
Opp: 1.000 by Carlos Zuniga, Tulane, 10-10, 12-4-78; by Sidney Moncrief, Arkansas, 10-10, 12-29-77; by Joe Rogers, Villanova, 10-10, 12-28-76

REBOUNDS

LSU: 32 by Durand Macklin, vs. Tulane, 11-26-76
Opp: 23 by Larry Fry, Miss. St., 1-16-75

ASSISTS

LSU: 19 by Kenny Higgs, vs. Georgia, 1-17-77
Opp: 15 by Eddie Johnson, Auburn, 1-3-76

BLOCKED SHOTS

LSU: 12 by Shaquille O'Neal, vs. Loyola Marymount, 2-3-90
Opp: 6 by Charles Claxton, Georgia, 2-19-94

STEALS

LSU: 10 by Shawn Griggs, vs. Tennessee, 2-23-91
Opp: 9 by Mike Varos, Cal St. L.A., 12-8-89

Team Records

POINTS

LSU: 159 vs. Northern Arizona, 159-86, 12-28-91
Opp: 141 Loyola Marymount, LSU 148-141 (OT), 2-3-90

FIELD GOALS MADE

LSU: 61 vs. Loyola Marymount, 2-3-90; vs. Northern Arizona, 12-28-91
Opp: 53 Illinois, 12-22-88

FIELD GOALS ATTEMPTED

LSU: 103 vs. Northern Arizona, 12-28-91
Opp: 116 Loyola Marymount, 2-11-89

FIELD GOAL PERCENTAGE

LSU: .672 vs. Kentucky, 39-58, 2-5-91
Opp: .684 Tulane, 3-12-82

FREE THROWS MADE

LSU: 41 vs. Tulane, 12-22-79
Opp: 31 Tulane, 3-12-82

FREE THROWS ATTEMPTED

LSU: 55 vs. Tulane, 12-22-79
Opp: 42 Tulane, 3-12-82; Georgia, 3-12-82

FOULS

LSU: 39 vs. Ole Miss, 1-14-84
Opp: 42 Tulane, 12-22-79

MARGIN OF VICTORY

LSU: 75 vs. Grambling St., 112-37, 11-20-99
Opp: 32 by Kentucky, 129-97, 1-16-96

POINTS IN ONE HALF

LSU: 80 vs. Northern Arizona, 1st half, 12-28-91
79 vs. Northern Arizona, 2nd half, 12-28-91
Opp: 86 by Kentucky, 1st half, 1-16-96

MOST WINS

LSU: 16 in 1989-90 season
Opp: 7 in 1994-95; 1995-96; 2000-01 season

MISCELLANEOUS RECORDS

First Game: Vanderbilt 80, LSU 73 (Jan. 3, 1972)
First Win: LSU 90, Georgetown 71 (Jan. 6, 1972)
10th Win: LSU 67, Florida 54 (Jan. 22, 1973)
50th Win: LSU 77, Auburn 73 (Jan. 29, 1977)
100th Win: LSU 92, Florida 75 (Jan. 31, 1981)
150th Win: LSU 67, Kentucky 61 (March 2, 1985)
200th Win: LSU 111, Tennessee 94 (Jan. 8, 1990)
250th Win: LSU 76, Alabama 68 (Feb. 23, 1993)
300th Win: LSU 72, Jackson St. 53 (Dec. 12, 1998)

Record in Assembly Center: 344-127 (.730)
SEC Record in Assembly Center: 169-101 (.626)
Non-Conference Record in Assembly Center: 175-26 (.871)
Largest Single-Game Crowd: 15,694 vs. Ole Miss, 2-25-81
Single-Season Attendance: 246,257 (18 games) 1989-90 (13,681 avg.)
Single-Season Average: 13,708, 1980-81
Assembly Center Totals: 5,020,773 (471 games) 31 seasons (10,660 avg.)

Career Records

SCORING

| | | |
|----------------------|---------------|------|
| 1. Pete Maravich | 1967-70 | 3667 |
| 2. Rudy Macklin | 1976-81 | 2080 |
| 3. Howard Carter | 1979-83 | 1942 |
| 4. Shaquille O'Neal | 1989-92 | 1941 |
| 5. Bob Pettit | 1951-54 | 1916 |
| 6. Kenny Higgs | 1974-78 | 1896 |
| 7. Chris Jackson | 1988-90 | 1854 |
| 8. Derrick Taylor | 1981-82;83-86 | 1590 |
| 9. Ronnie Henderson | 1993-96 | 1561 |
| 10. Vernel Singleton | 1988-92 | 1513 |

SCORING AVERAGES

| | | |
|----------------------|---------|------|
| 1. Pete Maravich | 1967-70 | 44.2 |
| 2. Chris Jackson | 1988-90 | 29.0 |
| 3. Bob Pettit | 1951-54 | 27.4 |
| 4. Shaquille O'Neal | 1989-92 | 21.6 |
| 5. Glenn Hansen | 1973-75 | 20.5 |
| 6. Ronnie Henderson | 1993-96 | 20.3 |
| 7. Roger Sigler | 1954-57 | 19.1 |
| 8. Eddie Palubinskas | 1972-74 | 18.5 |
| 9. Kenny Higgs | 1974-78 | 17.9 |
| 10. Dick Maile | 1962-65 | 17.4 |

FIELD GOALS MADE

| | | |
|---------------------|---------------|------|
| 1. Pete Maravich | 1967-70 | 1387 |
| 2. Rudy Macklin | 1976-81 | 852 |
| 3. Howard Carter | 1979-83 | 806 |
| 4. Shaquille O'Neal | 1989-92 | 786 |
| 5. Bob Pettit | 1951-54 | 721 |
| 6. Kenny Higgs | 1974-78 | 687 |
| 7. Chris Jackson | 1989-90 | 664 |
| 8. Leonard Mitchell | 1980-84 | 630 |
| 9. Derrick Taylor | 1981-82;83-86 | 622 |
| 10. DeWayne Scales | 1977-80 | 610 |

3-POINT FG MADE

| | | |
|------------------------|---------------|-----|
| 1. Ronnie Henderson | 1993-96 | 189 |
| 2. Torris Bright | 1999-02 | 175 |
| 2. Clarence Ceasar | 1991-95 | 175 |
| 4. Chris Jackson | 1988-90 | 172 |
| 5. Maurice Carter | 1995-99 | 157 |
| 6. Brian Beshara | 1998-01 | 122 |
| 7. Collis Temple III | 1999-02 | 114 |
| 8. Mike Hansen | 1990-93 | 113 |
| 9. Anthony Wilson | 1986-87 | 95 |
| 10. Maurice Williamson | 1989-90;91-93 | 92 |

FIELD GOAL PCT.

(Min.250 Att.)

| | | |
|---------------------|---------|------|
| 1. Dave Ramsden | 1967-69 | .643 |
| 2. Shaquille O'Neal | 1989-92 | .610 |
| 3. Rudy Macklin | 1976-81 | .595 |
| 4. Al Sanders | 1969-72 | .585 |
| 5. Stanley Roberts | 1989-90 | .576 |
| 6. Stromile Swift | 1998-00 | .560 |
| 6. Vernel Singleton | 1988-92 | .560 |
| 8. Floyd Bailey | 1974-78 | .557 |
| 9. Bill Newton | 1969-72 | .544 |
| 10. Nikita Wilson | 1983-87 | .543 |

ASSISTS

| | | |
|----------------------|---------------|-----|
| 1. Kenny Higgs | 1974-78 | 645 |
| 2. Ethan Martin | 1977-81 | 638 |
| 3. Pete Maravich | 1967-70 | 425 |
| 4. Derrick Taylor | 1981-82;83-86 | 401 |
| 5. Mike Darnall | 1972-75 | 399 |
| 6. Torris Bright | 1999-02 | 394 |
| 7. Ricky Blanton | 1984-86;87-89 | 314 |
| 8. Johnny Jones | 1980-84 | 271 |
| 9. Tommy Hess | 1969-72 | 267 |
| 10. Bernard Woodside | 1985-88 | 266 |

FREE THROWS MADE

| | | |
|---------------------|---------------|-----|
| 1. Pete Maravich | 1967-70 | 893 |
| 2. Kenny Higgs | 1974-78 | 522 |
| 3. Bob Pettit | 1951-54 | 474 |
| 4. Vernel Singleton | 1988-92 | 432 |
| 5. Ethan Martin | 1977-81 | 390 |
| 6. Rudy Macklin | 1976-81 | 376 |
| 7. Roger Sigler | 1954-57 | 372 |
| 8. Shaquille O'Neal | 1989-92 | 369 |
| 9. Derrick Taylor | 1981-82;83-86 | 346 |
| 10. Chris Jackson | 1988-90 | 354 |

FREE THROW PCT.

(Min.200 Att.)

| | | |
|----------------------|---------------|------|
| 1. Eddie Palubinskas | 1972-74 | .875 |
| 2. Chris Jackson | 1988-90 | .863 |
| 3. Don Redden | 1982-86 | .840 |
| 4. Kenny Drost | 1964-67 | .839 |
| 5. Harry Heroman | 1963-66 | .816 |
| 6. Derrick Taylor | 1981-82;83-86 | .801 |
| 7. George Nattin | 1959-62 | .792 |
| 8. Howard Carter | 1979-83 | .789 |
| 9. Pete Maravich | 1967-70 | .775 |
| 10. Danny Hester | 1968-70 | .774 |

3-POINT FG PCT.

(Min.75 Att.)

| | | |
|--------------------|---------|------|
| 1. Justin Anderson | 1991-92 | .489 |
| 2. Jamie Brandon | 1991-93 | .438 |
| 3. Anthony Wilson | 1986-87 | .421 |
| 4. Ricky Blanton | 1987-89 | .411 |
| 5. Mike Hansen | 1990-93 | .397 |
| 6. Torris Bright | 1999-02 | .386 |
| 7. Landers Nolley | 1994-96 | .383 |
| 8. Brian Beshara | 1998-01 | .372 |
| 9. Chris Jackson | 1988-90 | .372 |
| 10. Lyle Mouton | 1987-89 | .359 |

REBOUNDING

| | | |
|---------------------|---------|------|
| 1. Rudy Macklin | 1976-81 | 1276 |
| 2. Shaquille O'Neal | 1989-92 | 1217 |
| 3. Al Sanders | 1969-72 | 1168 |
| 4. Bob Pettit | 1951-54 | 1039 |
| 5. Leonard Mitchell | 1980-84 | 922 |
| 6. Ned Clark | 1951-55 | 870 |
| 7. Lionel Green | 1975-79 | 809 |
| 8. Bill Newton | 1969-72 | 802 |
| 9. Vernel Singleton | 1988-92 | 784 |
| 10. Greg Cook | 1976-81 | 780 |

REBOUNDING AVERAGES

| | | |
|---------------------|---------|------|
| 1. Bob Pettit | 1951-54 | 14.8 |
| 2. Al Sanders | 1969-72 | 14.1 |
| 3. Shaquille O'Neal | 1989-92 | 13.5 |
| 4. Ned Clark | 1951-55 | 11.8 |
| 5. Rudy Macklin | 1976-81 | 10.4 |
| 5. Dick Maile | 1962-65 | 10.4 |
| 7. Roger Sigler | 1953-56 | 10.3 |
| 8. Maury Drummond | 1960-63 | 10.2 |
| 9. Danny Hester | 1968-70 | 10.0 |
| 10. Stanley Roberts | 1989-90 | 9.8 |

BLOCKED SHOTS

| | | |
|---------------------|---------|-----|
| 1. Shaquille O'Neal | 1989-92 | 412 |
| 2. Stromile Swift | 1998-00 | 130 |
| 3. Jose Vargas | 1984-88 | 100 |
| 4. Lionel Green | 1975-79 | 94 |
| 5. Leonard Mitchell | 1980-84 | 82 |
| 6. Nikita Wilson | 1983-87 | 77 |
| 7. Clarence Ceasar | 1991-95 | 72 |
| 8. Vernel Singleton | 1988-92 | 67 |
| 9. Jabari Smith | 1998-00 | 65 |
| 10. Wayne Sims | 1987-91 | 62 |

STEALS

| | | |
|----------------------|---------------|-----|
| 1. Clarence Ceasar | 1991-95 | 310 |
| 2. Ethan Martin | 1977-81 | 279 |
| 3. Derrick Taylor | 1981-82;83-86 | 207 |
| 4. Jerry Reynolds | 1982-85 | 194 |
| 5. Torris Bright | 1999-02 | 187 |
| 6. Darryl Joe | 1986-88 | 173 |
| 7. Jermaine Williams | 1998-02 | 154 |
| 8. Leonard Mitchell | 1980-84 | 151 |
| 9. Vernel Singleton | 1988-92 | 136 |
| 9. Johnny Jones | 1980-84 | 136 |

MINUTES PLAYED

| | | |
|---------------------|---------------|------|
| 1. Howard Carter | 1979-83 | 4276 |
| 2. Rudy Macklin | 1976-81 | 3965 |
| 3. Derrick Taylor | 1981-82;83-86 | 3835 |
| 4. Leonard Mitchell | 1980-84 | 3832 |
| 5. Ethan Martin | 1977-81 | 3596 |
| 6. Ricky Blanton | 1984-86;87-89 | 3556 |
| 7. Vernel Singleton | 1988-92 | 3503 |
| 8. Kenny Higgs | 1974-78 | 3467 |
| 9. Greg Cook | 1976-81 | 3441 |
| 10. Torris Bright | 1999-02 | 3238 |

Single-Season Records

SCORING

| | | |
|---------------------|---------|------|
| 1. Pete Maravich | 1969-70 | 1381 |
| 2. Pete Maravich | 1968-69 | 1148 |
| 3. Pete Maravich | 1967-68 | 1138 |
| 4. Chris Jackson | 1988-89 | 965 |
| 5. Chris Jackson | 1989-90 | 889 |
| 6. Bob Pettit | 1953-54 | 785 |
| 7. Shaquille O'Neal | 1990-91 | 774 |
| 8. Shaquille O'Neal | 1991-92 | 722 |
| 9. John Williams | 1985-86 | 658 |
| 10. Ricky Blanton | 1988-89 | 648 |

SCORING AVERAGES

| | | |
|---------------------|---------|------|
| 1. Pete Maravich | 1969-70 | 44.5 |
| 2. Pete Maravich | 1968-69 | 44.2 |
| 3. Pete Maravich | 1967-68 | 43.8 |
| 4. Bob Pettit | 1953-54 | 31.4 |
| 5. Chris Jackson | 1988-89 | 30.2 |
| 6. Chris Jackson | 1989-90 | 27.8 |
| 7. Shaquille O'Neal | 1990-91 | 27.6 |
| 8. Bob Pettit | 1951-52 | 25.5 |
| 9. Roger Sigler | 1955-56 | 25.1 |
| 10. Bob Pettit | 1952-53 | 24.7 |

FIELD GOALS MADE

| | | |
|---------------------|---------|-----|
| 1. Pete Maravich | 1969-70 | 522 |
| 2. Pete Maravich | 1968-69 | 433 |
| 3. Pete Maravich | 1967-68 | 432 |
| 4. Chris Jackson | 1988-89 | 359 |
| 5. Shaquille O'Neal | 1990-91 | 312 |
| 6. Chris Jackson | 1989-90 | 305 |
| 7. Shaquille O'Neal | 1991-92 | 294 |
| 8. Bob Pettit | 1953-54 | 281 |
| 9. John Williams | 1985-86 | 269 |
| 10. Ricky Blanton | 1988-89 | 250 |

3-POINT FG MADE

| | | |
|--------------------------|----------------|-----------|
| 1. Anthony Wilson | 1986-87 | 95 |
| 2. Chris Jackson | 1989-90 | 88 |
| 3. Chris Jackson | 1988-89 | 84 |
| 4. Torris Bright | 2001-02 | 76 |
| 5. Ronnie Henderson | 1993-94 | 72 |
| 6. Maurice Carter | 1998-99 | 71 |
| 7. Ronnie Henderson | 1994-95 | 68 |
| 8. Clarence Ceasar | 1991-92 | 63 |
| 9. Mike Hansen | 1990-91 | 58 |
| 10. Torris Bright | 1999-00 | 55 |

FIELD GOAL PCT.

| | | |
|-----------------------|---------|-------|
| <i>(Min.100 Att.)</i> | | |
| 1. David Ramsden | 1968-69 | .6747 |
| 2. Ralph Jukkola | 1967-68 | .6377 |
| 3. Shaquille O'Neal | 1990-91 | .6278 |
| 4. Rudy Macklin | 1980-81 | .6246 |
| 5. Rudy Macklin | 1977-78 | .6217 |
| 6. Shaquille O'Neal | 1991-92 | .6151 |
| 7. Stromile Swift | 1999-00 | .6080 |
| 8. Rudy Macklin | 1979-80 | .6057 |
| 9. Al Sanders | 1971-72 | .5958 |
| 10. Ricky Blanton | 1985-86 | .5911 |

ASSISTS

| | | |
|-------------------------|----------------|------------|
| 1. Kenny Higgs | 1976-77 | 239 |
| 2. T.J. Pugh | 1990-91 | 196 |
| 3. Pete Maravich | 1969-70 | 192 |
| 4. Ethan Martin | 1980-81 | 190 |
| 5. Ethan Martin | 1979-80 | 174 |
| 6. Kenny Higgs | 1975-76 | 173 |
| 7. Randy Livingston | 1994-95 | 151 |
| 8. Ethan Martin | 1978-79 | 150 |
| 9. Torris Bright | 1999-00 | 147 |
| 9. Ricky Blanton | 1988-89 | 147 |

FREE THROWS MADE

| | | |
|---------------------|---------|-----|
| 1. Pete Maravich | 1969-70 | 337 |
| 2. Pete Maravich | 1968-69 | 282 |
| 3. Pete Maravich | 1967-68 | 274 |
| 4. Bob Pettit | 1953-54 | 223 |
| 5. Chris Jackson | 1989-90 | 191 |
| 6. Chris Jackson | 1988-89 | 163 |
| 6. Kenny Higgs | 1976-77 | 163 |
| 8. Roger Sigler | 1955-56 | 151 |
| 9. Shaquille O'Neal | 1990-91 | 150 |
| 10. Kenny Higgs | 1975-76 | 145 |

FREE THROW PCT.

| | | |
|-----------------------|---------|-------|
| <i>(Min.50 Att.)</i> | | |
| 1. Chris Jackson | 1989-90 | .9095 |
| 2. Kenny Drost | 1965-66 | .9024 |
| 3. Eddie Palubinskas | 1972-73 | .8954 |
| 4. Derrick Taylor | 1985-86 | .8804 |
| 5. Anthony Wilson | 1985-86 | .8800 |
| 6. Don Redden | 1984-85 | .8732 |
| 7. Jordy Hultberg | 1976-77 | .8667 |
| 8. Harry Heroman | 1965-66 | .8627 |
| 9. Bob Miller | 1976-77 | .8621 |
| 10. Jermaine Williams | 2001-02 | .8537 |

3-POINT FG PCT.

| | | |
|--------------------------|----------------|-------------|
| <i>(Min.50 Att.)</i> | | |
| 1. Jamie Brandon | 1992-93 | .509 |
| 2. Justin Anderson | 1991-92 | .489 |
| 3. Fess Irvin | 1986-87 | .463 |
| 4. Mike Hanson | 1992-93 | .452 |
| 5. Brian Beshara | 1998-99 | .431 |
| 6. Landers Nolley | 1994-95 | .421 |
| 6. Anthony Wilson | 1986-87 | .421 |
| 8. Maurice Carter | 1998-99 | .415 |
| 9. Ricky Blanton | 1988-89 | .404 |
| 10. Torris Bright | 1999-00 | .399 |

REBOUNDS

| | | |
|---------------------|---------|-----|
| 1. Al Sanders | 1969-70 | 474 |
| 2. Bob Pettit | 1953-54 | 432 |
| 3. Shaquille O'Neal | 1991-92 | 421 |
| 4. Shaquille O'Neal | 1990-91 | 411 |
| 5. Shaquille O'Neal | 1989-90 | 385 |
| 6. Ned Clark | 1954-55 | 380 |
| 7. Al Sanders | 1970-71 | 369 |
| 8. Rudy Macklin | 1980-81 | 351 |
| 9. Danny Hester | 1969-70 | 345 |
| 10. Bob Pettit | 1951-52 | 328 |

REBOUNDING AVERAGE

| | | |
|---------------------|---------|------|
| 1. Bob Pettit | 1953-54 | 17.3 |
| 2. Ned Clark | 1954-55 | 15.8 |
| 3. Al Sanders | 1970-71 | 14.8 |
| 4. Al Sanders | 1969-70 | 14.8 |
| 5. Shaquille O'Neal | 1990-91 | 14.7 |
| 6. Shaquille O'Neal | 1991-92 | 14.0 |
| 7. Bob Pettit | 1952-53 | 13.9 |
| 8. Roger Sigler | 1954-55 | 13.8 |
| 9. Bob Pettit | 1951-52 | 13.1 |
| 10. Maury Drummond | 1960-61 | 12.5 |

BLOCKED SHOTS

| | | |
|---------------------|---------|-----|
| 1. Shaquille O'Neal | 1991-92 | 157 |
| 2. Shaquille O'Neal | 1990-91 | 140 |
| 3. Shaquille O'Neal | 1989-90 | 115 |
| 4. Stromile Swift | 1999-00 | 95 |
| 5. Lionel Green | 1978-79 | 61 |
| 6. Stanley Roberts | 1989-90 | 60 |
| 7. Jose Vargas | 1986-87 | 44 |
| 8. Wayne Sims | 1988-89 | 41 |
| 9. Stromile Swift | 1998-99 | 35 |
| 10. Jabari Smith | 1999-00 | 33 |

STEALS

| | | |
|----------------------|---------|----|
| 1. Darryl Joe | 1986-87 | 93 |
| 2. Clarence Ceasar | 1991-92 | 90 |
| 3. Derrick Taylor | 1985-86 | 86 |
| 4. Ethan Martin | 1980-81 | 83 |
| 5. Shawn Griggs | 1990-91 | 81 |
| 5. Jerry Reynolds | 1983-84 | 81 |
| 7. Darryl Joe | 1987-88 | 80 |
| 7. Clarence Ceasar | 1993-94 | 80 |
| 9. Jermaine Williams | 2001-02 | 76 |
| 10. Clarence Ceasar | 1992-93 | 74 |

MINUTES PLAYED

| | | |
|--------------------------|----------------|-------------|
| 1. Derrick Taylor | 1985-86 | 1342 |
| 2. Anthony Wilson | 1986-87 | 1338 |
| 3. John Williams | 1985-86 | 1277 |
| 4. Ricky Blanton | 1988-89 | 1231 |
| 5. Nikita Wilson | 1986-87 | 1219 |
| 6. Howard Carter | 1980-81 | 1209 |
| 7. Ronald Dupree | 2001-02 | 1203 |
| 8. Chris Jackson | 1989-90 | 1202 |
| 9. Chris Jackson | 1988-89 | 1180 |
| 10. Torris Bright | 2001-02 | 1161 |

Yearly Leaders

SCORING LEADERS

| YEAR | PLAYER | GMS. | PTS. | AVG. |
|------|-------------------|------|------|------|
| 1945 | Clyde Lindsey | 24 | 377 | 15.7 |
| 1946 | Joe Bill Adcock | 21 | 391 | 18.6 |
| 1947 | Frank Brian | 21 | 340 | 16.2 |
| 1948 | Bob Meador | 25 | 244 | 9.8 |
| 1949 | Bob Meador | 25 | 306 | 12.2 |
| 1950 | Joe Dean | 25 | 271 | 10.8 |
| 1951 | Joe Dean | 24 | 362 | 15.1 |
| 1952 | Bob Pettit | 24 | 612 | 25.5 |
| 1953 | Bob Pettit | 21 | 519 | 24.7 |
| 1954 | Bob Pettit | 25 | 785 | 31.4 |
| 1955 | Roger Sigler | 24 | 360 | 15.0 |
| 1956 | Roger Sigler | 20 | 501 | 25.1 |
| 1957 | Roger Sigler | 25 | 459 | 18.4 |
| 1958 | Dom Merle | 25 | 308 | 12.3 |
| 1959 | Jim Crisco | 25 | 305 | 12.2 |
| 1960 | Dick Davies | 20 | 248 | 12.4 |
| 1961 | George Nattin | 25 | 413 | 16.5 |
| 1962 | George Nattin | 24 | 306 | 12.8 |
| 1963 | Dick Maile | 24 | 337 | 14.0 |
| 1964 | Dick Maile | 25 | 518 | 20.7 |
| 1965 | Dick Maile | 25 | 429 | 17.1 |
| 1966 | Harry Heroman | 26 | 458 | 17.6 |
| 1967 | Kenny Drost | 26 | 430 | 16.5 |
| 1968 | Pete Maravich | 26 | 1138 | 43.8 |
| 1969 | Pete Maravich | 26 | 1148 | 44.2 |
| 1970 | Pete Maravich | 31 | 1381 | 44.5 |
| 1971 | Al Sanders | 25 | 523 | 20.9 |
| 1972 | Bill Newton | 26 | 492 | 18.9 |
| 1973 | Eddie Palubinskas | 24 | 447 | 18.6 |
| 1974 | Glenn Hansen | 25 | 485 | 19.4 |
| 1975 | Glenn Hansen | 25 | 542 | 21.7 |
| 1976 | Kenny Higgs | 26 | 577 | 22.2 |
| 1977 | Kenny Higgs | 27 | 479 | 17.7 |
| 1978 | Durand Macklin | 27 | 513 | 19.0 |
| 1979 | Al Green | 29 | 512 | 17.7 |
| 1980 | Durand Macklin | 32 | 563 | 17.6 |
| 1981 | Howard Carter | 36 | 576 | 16.0 |
| 1982 | Howard Carter | 28 | 467 | 16.7 |
| 1983 | Howard Carter | 32 | 564 | 17.6 |
| 1984 | Jerry Reynolds | 29 | 411 | 14.2 |
| 1985 | Nikita Wilson | 29 | 436 | 15.0 |
| 1986 | John Williams | 37 | 658 | 17.8 |
| 1987 | Anthony Wilson | 38 | 632 | 16.6 |
| 1988 | Ricky Blanton | 30 | 511 | 17.0 |
| 1989 | Chris Jackson | 32 | 965 | 30.2 |
| 1990 | Chris Jackson | 32 | 889 | 27.8 |
| 1991 | Shaquille O'Neal | 28 | 774 | 27.6 |
| 1992 | Shaquille O'Neal | 30 | 722 | 24.1 |
| 1993 | Geert Hammink | 32 | 488 | 15.2 |
| 1994 | Jamie Brandon | 27 | 445 | 16.5 |
| 1995 | Ronnie Henderson | 27 | 630 | 23.3 |
| 1996 | Ronnie Henderson | 23 | 502 | 21.8 |
| 1997 | Duane Spencer | 30 | 452 | 15.1 |
| 1998 | Maurice Carter | 27 | 388 | 14.4 |
| 1999 | Maurice Carter | 27 | 466 | 17.3 |
| 2000 | Stromile Swift | 34 | 550 | 16.2 |
| 2001 | Ronald Dupree | 29 | 503 | 17.3 |
| 2002 | Ronald Dupree | 34 | 552 | 16.2 |

3-PT FG LEADERS

| YEAR | PLAYER | NO. |
|------|--------------------|-----|
| 1987 | Anthony Wilson | 95 |
| 1988 | Darryl Joe | 38 |
| 1989 | Chris Jackson | 84 |
| 1990 | Chris Jackson | 88 |
| 1991 | Mike Hansen | 58 |
| 1992 | Clarence Ceasar | 63 |
| 1993 | Maurice Williamson | 24 |
| 1994 | Ronnie Henderson | 72 |
| 1995 | Ronnie Henderson | 68 |
| 1996 | Ronnie Henderson | 49 |
| 1997 | Terrance Simmons | 21 |
| 1998 | Maurice Carter | 44 |
| 1999 | Maurice Carter | 71 |
| 2000 | Torris Bright | 55 |
| 2001 | Collis Temple III | 53 |
| 2002 | Torris Bright | 76 |

REBOUND LEADERS

| YEAR | PLAYER | GMS. | REB. | AVG. |
|------|------------------|------|------|------|
| 1952 | Bob Pettit | 24 | 328 | 13.7 |
| 1953 | Bob Pettit | 25 | 298 | 11.9 |
| 1954 | Bob Pettit | 25 | 432 | 17.3 |
| 1955 | Ned Clark | 24 | 380 | 15.8 |
| 1956 | Roger Sigler | 20 | 276 | 13.8 |
| 1957 | Troy Rushing | 25 | 258 | 10.3 |
| 1958 | Jim Crisco | 25 | 225 | 9.0 |
| 1959 | Jim Crisco | 25 | 192 | 7.6 |
| 1960 | Tom Conklin | 23 | 143 | 6.2 |
| 1961 | Tom Conklin | 25 | 227 | 9.0 |
| 1962 | Maurie Drummond | 24 | 301 | 12.5 |
| 1963 | Dick Maile | 24 | 263 | 10.9 |
| 1964 | Dick Maile | 25 | 263 | 10.5 |
| 1965 | Dick Maile | 25 | 246 | 9.8 |
| | Bill Wilson | 26 | 246 | 9.4 |
| 1966 | Harry Heroman | 26 | 202 | 7.7 |
| 1967 | Ralph Jukkola | 26 | 187 | 7.2 |
| 1968 | Ralph Jukkola | 26 | 226 | 8.6 |
| 1969 | Dave Ramsden | 26 | 281 | 10.8 |
| 1970 | Al Sanders | 32 | 474 | 14.8 |
| 1971 | Al Sanders | 25 | 369 | 14.7 |
| 1972 | Al Sanders | 26 | 325 | 12.5 |
| 1973 | Collis Temple | 24 | 160 | 6.9 |
| 1974 | Collis Temple | 26 | 273 | 10.5 |
| 1975 | Glenn Hansen | 26 | 250 | 10.0 |
| 1976 | Ed LeBlanc | 26 | 271 | 10.4 |
| 1977 | Durand Macklin | 26 | 306 | 11.8 |
| 1978 | Durand Macklin | 27 | 286 | 10.6 |
| 1979 | Lionel Green | 29 | 321 | 11.1 |
| 1980 | Durand Macklin | 32 | 309 | 9.7 |
| 1981 | Durand Macklin | 36 | 351 | 9.8 |
| 1982 | Leonard Mitchell | 27 | 206 | 7.6 |
| 1983 | Leonard Mitchell | 31 | 282 | 9.1 |
| 1984 | Jerry Reynolds | 29 | 239 | 8.2 |
| 1985 | Nikita Wilson | 29 | 201 | 6.9 |
| 1986 | John Williams | 37 | 313 | 8.5 |
| 1987 | Oliver Brown | 38 | 278 | 7.3 |
| 1988 | Ricky Blanton | 30 | 265 | 8.8 |
| 1989 | Ricky Blanton | 32 | 261 | 8.2 |
| 1990 | Shaquille O'Neal | 32 | 285 | 12.0 |
| 1991 | Shaquille O'Neal | 28 | 411 | 14.7 |
| 1992 | Shaquille O'Neal | 30 | 421 | 14.0 |
| 1993 | Geert Hammink | 32 | 325 | 10.2 |
| 1994 | Clarence Ceasar | 27 | 169 | 6.3 |
| 1995 | Clarence Ceasar | 22 | 153 | 7.0 |
| 1996 | Roman Rubchenko | 29 | 201 | 6.9 |
| 1997 | Duane Spencer | 30 | 230 | 7.7 |
| 1998 | Cedric Carter | 27 | 164 | 6.1 |
| 1999 | Jabari Smith | 27 | 262 | 9.7 |
| 2000 | Stromile Swift | 34 | 279 | 8.2 |
| 2001 | Ronald Dupree | 29 | 256 | 8.8 |
| 2002 | Ronald Dupree | 34 | 290 | 8.5 |

ASSIST LEADERS

| YEAR | PLAYER | GMS. | ASST. | AVG. |
|------|-------------------|------|-------|------|
| 1968 | Pete Maravich | 26 | 105 | 4.0 |
| 1969 | Pete Maravich | 26 | 128 | 4.9 |
| 1970 | Pete Maravich | 31 | 192 | 6.1 |
| 1971 | Tommy Hess | 26 | 130 | 5.0 |
| 1972 | Tommy Hess | 24 | 121 | 5.0 |
| 1973 | Eddie Palubinskas | 24 | 99 | 4.1 |
| 1974 | Eddie Palubinskas | 24 | 97 | 3.7 |
| 1975 | Mike Darnall | 20 | 133 | 6.6 |
| 1976 | Kenny Higgs | 26 | 173 | 6.6 |
| 1977 | Kenny Higgs | 27 | 239 | 8.8 |
| 1978 | Ethan Martin | 26 | 118 | 4.5 |
| 1979 | Ethan Martin | 29 | 156 | 5.3 |
| 1980 | Ethan Martin | 32 | 174 | 5.4 |
| 1981 | Ethan Martin | 34 | 190 | 5.5 |
| 1982 | Derrick Taylor | 28 | 90 | 3.2 |
| 1983 | Johnny Jones | 31 | 124 | 4.0 |
| 1984 | John Tudor | 29 | 104 | 3.5 |
| 1985 | Jerry Reynolds | 29 | 105 | 3.6 |
| 1986 | Derrick Taylor | 38 | 146 | 3.8 |
| 1987 | Bernard Woodside | 39 | 115 | 2.9 |
| 1988 | Bernard Woodside | 30 | 136 | 4.5 |
| 1989 | Ricky Blanton | 32 | 147 | 4.6 |

| | | | | |
|------|--------------------|----|-----|-----|
| 1990 | Maurice Williamson | 32 | 118 | 3.8 |
| 1991 | T.J. Pugh | 30 | 196 | 6.5 |
| 1992 | Jamie Brandon | 29 | 103 | 3.6 |
| 1993 | Andre Owens | 33 | 90 | 2.7 |
| 1994 | Andre Owens | 24 | 96 | 4.0 |
| 1995 | Randy Livingston | 16 | 151 | 9.4 |
| 1996 | Gene Nabors | 29 | 95 | 3.3 |
| 1997 | Gene Nabors | 30 | 72 | 2.4 |
| 1998 | DeJuan Collins | 23 | 79 | 3.4 |
| 1999 | Jamaal Wolfe | 24 | 60 | 2.5 |
| 2000 | Torris Bright | 34 | 147 | 4.3 |
| 2001 | Torris Bright | 29 | 118 | 4.1 |
| 2002 | Torris Bright | 34 | 129 | 3.8 |

BLOCK LEADERS

| YEAR | PLAYERS | GMS | BLKS. | AVG. |
|------|------------------|-----|-------|------|
| 1979 | Lionel Green | 29 | 61 | 2.1 |
| 1980 | Durand Macklin | 32 | 19 | 0.6 |
| 1981 | Leonard Mitchell | 36 | 20 | 0.6 |
| 1982 | Leonard Mitchell | 27 | 11 | 0.4 |
| 1983 | Leonard Mitchell | 31 | 31 | 1.0 |
| 1984 | Leonard Mitchell | 24 | 20 | 0.8 |
| 1985 | Nikita Wilson | 29 | 25 | 0.9 |
| 1986 | John Williams | 37 | 22 | 0.6 |
| 1987 | Jose Vargas | 38 | 44 | 1.2 |
| 1988 | Jose Vargas | 30 | 31 | 1.0 |
| 1989 | Wayne Sims | 32 | 41 | 1.3 |
| 1990 | Shaquille O'Neal | 32 | 115 | 3.6 |
| 1991 | Shaquille O'Neal | 28 | 140 | 5.0 |
| 1992 | Shaquille O'Neal | 30 | 157 | 5.2 |
| 1993 | Geert Hammink | 32 | 30 | 0.9 |
| 1994 | Glover Jackson | 23 | 15 | 0.7 |
| 1995 | Misha Mutavdzic | 26 | 24 | 0.9 |
| 1996 | Roman Rubchenko | 29 | 18 | 0.6 |
| 1997 | Bob Hall | 23 | 23 | 1.0 |
| 1998 | Cedric Carter | 27 | 16 | 0.6 |
| 1999 | Stromile Swift | 16 | 35 | 2.2 |
| 2000 | Stromile Swift | 34 | 95 | 2.8 |
| 2001 | Ronald Dupree | 29 | 17 | 0.6 |
| 2002 | Ronald Dupree | 34 | 22 | 0.6 |

STEAL LEADERS

| YEAR | PLAYER | GMS | BLKS | AVG. |
|------|--------------------|-----|------|------|
| 1979 | Ethan Martin | 29 | 64 | 2.2 |
| 1980 | Ethan Martin | 32 | 73 | 2.2 |
| 1981 | Ethan Martin | 34 | 83 | 2.4 |
| 1982 | Derrick Taylor | 28 | 51 | 1.8 |
| 1983 | Jerry Reynolds | 32 | 65 | 2.0 |
| 1984 | Jerry Reynolds | 29 | 81 | 2.8 |
| 1985 | Jerry Reynolds | 29 | 48 | 1.6 |
| 1986 | Derrick Taylor | 38 | 84 | 2.2 |
| 1987 | Darryl Joe | 37 | 93 | 2.5 |
| 1988 | Darryl Joe | 30 | 80 | 2.7 |
| 1989 | Chris Jackson | 32 | 57 | 1.7 |
| 1990 | Maurice Williamson | 31 | 55 | 1.8 |
| 1991 | Shawn Griggs | 29 | 81 | 2.8 |
| 1992 | Clarence Ceasar | 31 | 90 | 2.9 |
| 1993 | Clarence Ceasar | 32 | 74 | 2.3 |
| 1994 | Clarence Ceasar | 27 | 80 | 3.0 |
| 1995 | Clarence Ceasar | 22 | 66 | 3.0 |
| 1996 | Ronnie Henderson | 23 | 40 | 1.7 |
| 1997 | Gene Nabors | 30 | 39 | 1.3 |
| 1998 | DeJuan Collins | 23 | 34 | 1.5 |
| 1999 | Jabari Smith | 27 | 32 | 1.2 |
| 2000 | Stromile Swift | 34 | 70 | 2.1 |
| 2001 | Torris Bright | 29 | 57 | 2.0 |
| 2002 | Jermaine Williams | 34 | 76 | 2.2 |

Individual Single-Game Records

SCORING

| | | | |
|----------|---|--------------|----|
| 1. | Pete Maravich,vs.Alabama | Feb. 7,1970 | 69 |
| 2. | Pete Maravich,vs. Tulane | Feb. 10,1969 | 66 |
| 3. | Pete Maravich,vs.Kentucky | Feb. 21,1970 | 64 |
| 4. | Pete Maravich,vs. Vanderbilt | Dec.11,1969 | 61 |
| 5. | Bob Pettit,vs.La.College | Dec.7,1953 | 60 |
| 6. | Pete Maravich,vs.Alabama | Feb. 17,1968 | 59 |
| 7. | Pete Maravich,vs. Georgia | March 8,1969 | 58 |
| | Pete Maravich,vs. Miss. St. | Dec.22,1967 | 58 |
| 9. | Bob Pettit,vs. Georgia | Jan.9,1954 | 57 |
| 10.(tie) | Pete Maravich (6 times),Chris Jackson (1) | | 55 |

FIELD GOALS MADE

| | | | |
|----|------------------------------|--------------|----|
| 1. | Pete Maravich,vs.Alabama | Feb. 7,1970 | 26 |
| | Pete Maravich,vs. Vanderbilt | Dec.11,1969 | 26 |
| 3. | Pete Maravich,vs. Tulane | Feb. 10,1969 | 25 |
| 4. | Pete Maravich,vs.Alabama | Feb. 17,1968 | 24 |
| 5. | Pete Maravich,vs. Kentucky | Feb. 21,1970 | 23 |
| | Bob Pettit,vs. Georgia | Jan.9,1954 | 23 |

FIELD GOALS ATTEMPTED

| | | | |
|----|------------------------------|--------------|----|
| 1. | Pete Maravich,vs.Alabama | Feb. 7,1970 | 57 |
| | Pete Maravich,vs. Vanderbilt | Jan.29,1969 | 57 |
| 3. | Pete Maravich,vs. Vanderbilt | Dec.11,1969 | 54 |
| 4. | Pete Maravich,vs. Kentucky | Feb. 22,1969 | 53 |
| 5. | Pete Maravich,vs.Alabama | Feb. 17,1968 | 52 |

FIELD GOAL PERCENTAGE

(Min.10 Attempts)

| | | | |
|----|---|--------------|-------|
| 1. | Durand Macklin,vs. Miss. St.(12-12) | Jan.5,1980 | 1.000 |
| | Stanley Roberts,vs.Loyola Marymount (10-10) | Feb. 3,1990 | 1.000 |
| | Bill Wilson,vs. Georgia (10-10) | Jan.4,1964 | 1.000 |
| 4. | Nikita Wilson,vs.Montana St.(11-12) | Nov. 22,1985 | .916 |
| | Durand Macklin,vs.Ole Miss (11-12) | Jan.28,1977 | .916 |
| | Ray Lewis,vs.Alabama (11-12) | Feb. 20,1962 | .916 |

3-POINT FIELD GOALS MADE

| | | | |
|----|-----------------------------------|--------------|----|
| 1. | Chris Jackson,vs. Tennessee | Feb. 10,1990 | 10 |
| 2. | Chris Jackson,vs.Ole Miss | March 4,1989 | 9 |
| 3. | Maurice Carter, vs. Arkansas | Jan. 2,1999 | 8 |
| 3. | Ronnie Henderson,vs. Kentucky | Feb. 15,1994 | 8 |
| 4. | Maurice Carter, vs. Texas | Dec.19,1998 | 7 |
| 4. | Ronnie Henderson,vs.Md.-Baltimore | Dec.30,1994 | 7 |
| 4. | Mike Hansen,vs. Tennessee | Jan.22,1991 | 7 |
| 4. | Chris Jackson,vs. Vanderbilt | Feb. 18,1990 | 7 |
| 4. | Chris Jackson,vs. Kentucky | Feb. 15,1990 | 7 |
| 4. | Chris Jackson,vs. Miss. St. | Jan.4,1990 | 7 |

3-POINT FIELD GOAL ATTEMPTS

| | | | |
|----|------------------------------|--------------|----|
| 1. | Chris Jackson,vs. Tennessee | Feb. 10,1990 | 20 |
| 1. | Chris Jackson,vs.Ole Miss | March 4,1989 | 20 |
| 3. | Chris Jackson,vs. Kentucky | Feb. 15,1990 | 17 |
| 4. | Maurice Carter, vs. Arkansas | Jan.2,1999 | 15 |
| 4. | Ronnie Henderson,vs.Alabama | Feb. 11,1995 | 15 |
| 6. | Gene Nabors,vs.Auburn | Jan.21,1996 | 14 |
| 6. | Ronnie Henderson,vs.UCLA | Dec.18,1993 | 14 |

3-POINT FIELD GOAL PERCENTAGE

(Minimum 5 Attempts)

| | | | |
|----|--|-----------------------|--------------|
| 1. | Collis Temple III, vs. Nicholls St. (5-5) | Dec. 22, 2000 | 1.000 |
| 1. | Torris Bright, vs. Arizona (5-5) | Dec. 20, 2000 | 1.000 |
| 3. | Collis Temple III, vs. Vanderbilt (6-7) | March 10, 2000 | .857 |
| 4. | Torris Bright, vs. Centenary (5-6) | Dec. 21, 1999 | .833 |
| 4. | Ronnie Henderson,vs. Texas (5-6) | Nov. 26,1994 | .833 |
| 4. | Anthony Wilson,vs. Georgia (5-6) | March 7,1987 | .833 |
| 7. | Torris Bright, vs. Nicholls St. (5-6) | Dec. 30, 2000 | .800 |
| 7. | Antonio Hudson, vs. New Orleans (5-6) | Dec. 20, 2000 | .800 |
| 7. | Clarence Ceasar, vs.Auburn (4-5) | Jan.8,1994 | .800 |
| 7. | Clarence Ceasar, vs. Miss. St.(4-5) | March 7,1992 | .800 |
| 7. | Justin Anderson,vs.Auburn (4-5) | Feb. 22,1992 | .800 |

| | | | |
|----|------------------------------------|--------------|------|
| 7. | T. J. Pugh,vs.Florida (4-5) | Feb. 27,1991 | .800 |
| 7. | Chris Jackson,vs.Ole Miss (4-5) | Feb. 1,1989 | .800 |
| 7. | Ricky Blanton,vs.Nebraska (4-5) | Dec.30,1988 | .800 |
| 7. | Anthony Wilson,vs. Tennessee (4-5) | Jan.8,1987 | .800 |
| 7. | Anthony Wilson,vs.Florida (4-5) | Dec.16,1986 | .800 |

FREE THROWS MADE

| | | | |
|----|--------------------------------|--------------|----|
| 1. | Pete Maravich,vs.Oregon St. | Dec.22,1969 | 30 |
| 2. | Pete Maravich,vs. Florida | Feb. 12,1969 | 22 |
| 3. | Kenny Higgs,vs. Miss. St. | Jan.2,1978 | 18 |
| 4. | Shaquille O'Neal,vs. Ark. St. | Dec.18,1990 | 17 |
| 5. | Chris Jackson,vs. Florida | Dec.10,1988 | 16 |
| 5. | Eddie Palubinkas,vs. Miss. St. | March 1,1973 | 16 |
| 5. | Bob Pettit,vs. La. College | 1954 | 16 |

FREE THROW ATTEMPTS

| | | | |
|----|-------------------------------|--------------|----|
| 1. | Pete Maravich,vs.Oregon St. | Dec.22,1969 | 31 |
| 2. | Pete Maravich,vs. Florida | Feb. 12,1969 | 27 |
| 3. | Shaquille O'Neal,vs. Ark. St. | Dec.18,1990 | 21 |
| 4. | Kenny Higgs,vs. Miss. St. | Jan.2,1978 | 20 |
| 5. | Jerry Reynolds,vs. Tennessee | Feb. 6,1984 | 18 |

FREE THROW PERCENTAGE

(Minimum 15 Attempts)

| | | | |
|----|---------------------------------------|--------------|-------|
| 1. | Eddie Palubinkas,vs. Miss. St.(16-16) | March 1,1973 | 1.000 |
| 2. | Pete Maravich,vs.Oregon St.(30-31) | Dec.22,1969 | .968 |
| 3. | Chris Jackson,vs. Florida (16-17) | Dec.10,1988 | .941 |
| 4. | Anthony Wilson,vs. Georgia (14-15) | March 7,1987 | .933 |
| 5. | Chris Jackson,vs. Tennessee (13-15) | Feb. 10,1989 | .866 |
| 5. | Ricky Blanton,vs.Ole Miss (13-15) | Feb. 10,1988 | .866 |

REBOUNDS

| | | | |
|----|----------------------------|--------------|----|
| 1. | Durand Macklin,vs. Tulane | Nov. 26,1976 | 32 |
| 2. | Al Sanders,vs. Miss. St. | Feb. 7,1972 | 26 |
| 2. | Al Sanders,vs. Miss. St. | Feb. 1,1971 | 26 |
| 4. | Danny Hester, vs. Ole Miss | Jan.31,1970 | 25 |
| | Al Sanders,vs. Florida | Dec.18,1970 | 25 |
| | Bob Pettit,vs.Holy Cross | Dec.29,1953 | 25 |

ASSISTS

| | | | |
|----|-----------------------------------|--------------|----|
| 1. | Kenny Higgs,vs. Georgia | Jan.17,1977 | 19 |
| 1. | Randy Livingston,vs. George Mason | Dec.3,1994 | 18 |
| 2. | Kenny Higgs,vs. Tennessee | Jan.15,1977 | 18 |
| 4. | Kenny Higgs,vs. Miss. St. | Feb. 16,1976 | 17 |
| 5. | Ethan Martin,vs. Tulane | Dec.6,1980 | 16 |
| 5. | Kenny Higgs,vs. Vanderbilt | Feb. 28,1976 | 16 |

BLOCKED SHOTS

| | | | |
|----|--------------------------------------|---------------|----|
| 1. | Shaquille O'Neal,vs.Loyola Marymount | Feb. 3,1990 | 12 |
| 2. | Stromile Swift,vs. Alabama | Feb. 10,1999 | 11 |
| 2. | Shaquille O'Neal,vs. BYU | March 19,1992 | 11 |
| 2. | Shaquille O'Neal,vs. Auburn | Feb. 22,1992 | 11 |
| 2. | Shaquille O'Neal,vs. S. Carolina | Feb. 18,1992 | 11 |
| 6. | Shaquille O'Neal,vs. Florida | Jan.26,1991 | 10 |
| 6. | Shaquille O'Neal,vs. Texas | Jan.3,1990 | 10 |

STEALS

| | | | |
|----|----------------------------------|--------------|----|
| 1. | Shawn Griggs,vs. Tennessee | Feb. 23,1991 | 10 |
| 2. | Clarence Ceasar, vs.Auburn | Jan.8,1994 | 8 |
| 2. | Shawn Griggs,vs.Loyola Marymount | Dec.20,1990 | 8 |
| 2. | Shawn Griggs,vs. Arizona | Dec.8,1990 | 8 |
| 2. | Derrick Taylor, vs.Hawaii-Loa | Dec.2,1985 | 8 |

1000 Point Club

1. Pete Maravich 3,667 • 1967-70

| YEAR | G | FGM | FTM | TP | AVG. |
|---------------|-----------|-------------|------------|-------------|-------------|
| 67-68 | 26 | 432 | 274 | 1138 | 43.8 |
| 68-69 | 26 | 433 | 282 | 1148 | 44.2 |
| 69-70 | 31 | 522 | 337 | 1381 | 44.5 |
| Totals | 83 | 1387 | 893 | 3667 | 44.2 |



2. Durand Macklin 2,080 • 1976-81


| YEAR | G | FGM | FTM | TP | AVG. |
|---------------|------------|------------|------------|-------------|-------------|
| 76-77 | 26 | 161 | 63 | 385 | 14.8 |
| 77-78 | 27 | 217 | 79 | 513 | 19.0 |
| 78-79* | 2 | 19 | 8 | 46 | 23.0 |
| 79-80 | 32 | 232 | 99 | 563 | 17.6 |
| 80-81 | 36 | 223 | 127 | 573 | 15.9 |
| Totals | 123 | 852 | 376 | 2080 | 16.9 |

*Redshirted after knee injury




3. Howard Carter 1,942 • 1979-83

| YEAR | G | FGM | FTM | TP | AVG. |
|---------------|------------|------------|------------|-------------|-------------|
| 79-80 | 32 | 140 | 55 | 335 | 10.5 |
| 80-81 | 36 | 233 | 110 | 576 | 16.0 |
| 81-82 | 28 | 199 | 69 | 467 | 16.7 |
| 82-83 | 32 | 234 | 96 | 564 | 17.6 |
| Totals | 128 | 806 | 330 | 1942 | 15.2 |



4. Shaquille O'Neal 1,941 • 1989-92


| YEAR | G | FGM | FTM | TP | AVG. |
|---------------|-----------|------------|------------|-------------|-------------|
| 89-90 | 32 | 180 | 85 | 445 | 13.9 |
| 90-91 | 28 | 312 | 150 | 774 | 27.6 |
| 91-92 | 30 | 294 | 134 | 722 | 24.1 |
| Totals | 90 | 786 | 369 | 1941 | 21.6 |



Howard Carter

5. Bob Pettit 1,916 • 1951-54

| YEAR | G | FGM | FTM | TP | AVG. |
|---------------|-----------|------------|------------|-------------|-------------|
| 51-52 | 24 | 247 | 118 | 612 | 25.5 |
| 52-53 | 21 | 193 | 133 | 519 | 24.7 |
| 53-54 | 25 | 281 | 223 | 785 | 31.4 |
| Totals | 70 | 721 | 474 | 1916 | 27.4 |



6. Kenny Higgs 1,896 • 1974-78

| YEAR | G | FGM | FTM | TP | AVG. |
|---------------|------------|------------|------------|-------------|-------------|
| 74-75 | 26 | 184 | 102 | 470 | 18.1 |
| 75-76 | 26 | 216 | 145 | 577 | 22.2 |
| 76-77 | 27 | 158 | 163 | 479 | 17.7 |
| 77-78 | 27 | 129 | 112 | 370 | 13.7 |
| Totals | 106 | 687 | 522 | 1896 | 17.9 |




7. Chris Jackson 1,854 • 1988-90

| YEAR | G | FGM | 3FGM | FTM | TP | AVG. |
|---------------|-----------|------------|------------|------------|-------------|-------------|
| 88-89 | 32 | 359 | 84 | 163 | 965 | 30.2 |
| 89-90 | 32 | 305 | 88 | 191 | 889 | 27.8 |
| Totals | 64 | 664 | 172 | 354 | 1854 | 29.0 |



8. Derrick Taylor 1,590 • 1981-82, 1983-86

| YEAR | G | FGM | FTM | TP | AVG. |
|---------------|------------|------------|------------|-------------|-------------|
| 81-82 | 28 | 151 | 113 | 415 | 14.8 |
| 83-84 | 29 | 142 | 104 | 388 | 13.4 |
| 84-85 | 29 | 108 | 48 | 264 | 9.1 |
| 85-86 | 38 | 221 | 81 | 523 | 13.8 |
| Totals | 124 | 622 | 346 | 1590 | 12.8 |



Kenny Higgs

1000 Point Club


9. Ronnie Henderson 1,561 • 1993-96

| YEAR | G | FGM | 3FGM | FTM | TP | AVG. |
|---------------|-----------|------------|------------|------------|-------------|-------------|
| 93-94 | 27 | 144 | 72 | 69 | 429 | 15.9 |
| 94-95 | 27 | 219 | 68 | 124 | 630 | 23.3 |
| 95-96 | 23 | 183 | 49 | 87 | 502 | 21.8 |
| Totals | 77 | 546 | 189 | 280 | 1561 | 20.3 |



10. Vernel Singleton 1,513 • 1988-92

| YEAR | G | FGM | 3FGM | FTM | TP | AVG. |
|---------------|------------|------------|----------|------------|-------------|-------------|
| 88-89 | 32 | 121 | 0 | 103 | 345 | 10.8 |
| 89-90 | 32 | 98 | 0 | 73 | 269 | 8.4 |
| 90-91 | 30 | 159 | 0 | 137 | 455 | 15.2 |
| 91-92 | 31 | 162 | 1 | 119 | 444 | 14.3 |
| Totals | 125 | 540 | 1 | 432 | 1513 | 12.1 |



11. Leonard Mitchell 1,508 • 1980-84

| YEAR | G | FGM | FTM | TP | AVG. |
|---------------|------------|------------|------------|-------------|-------------|
| 80-81 | 36 | 170 | 50 | 390 | 10.8 |
| 81-82 | 27 | 160 | 57 | 377 | 14.0 |
| 82-83 | 31 | 186 | 83 | 455 | 14.7 |
| 83-84 | 24 | 114 | 58 | 286 | 11.9 |
| Totals | 118 | 630 | 248 | 1508 | 12.8 |



12. Ricky Blanton 1,501 • 1984-86, 1987-89


| YEAR | G | FGM | 3FGM | FTM | TP | AVG. |
|---------------|------------|------------|-----------|------------|-------------|-------------|
| 84-85 | 29 | 41 | | 20 | 102 | 3.5 |
| 85-86 | 38 | 94 | | 52 | 240 | 6.3 |
| 87-88 | 30 | 196 | 6 | 113 | 511 | 17.0 |
| 88-89 | 32 | 250 | 40 | 108 | 648 | 20.3 |
| Totals | 129 | 581 | 46 | 293 | 1501 | 11.6 |



Ricky Blanton

13. Nikita Wilson 1,384 • 1983-87

| YEAR | G | FGM | FTM | TP | AVG. |
|---------------|------------|------------|------------|-------------|-------------|
| 83-84 | 28 | 70 | 27 | 167 | 6.0 |
| 84-85 | 29 | 183 | 70 | 436 | 15.0 |
| 85-86 | 18 | 90 | 56 | 236 | 13.1 |
| 86-87 | 35 | 220 | 105 | 545 | 15.6 |
| Totals | 110 | 563 | 258 | 1384 | 12.6 |



14. Al Sanders 1,383 • 1969-72

| YEAR | G | FGM | FTM | TP | AVG. |
|---------------|-----------|------------|------------|-------------|-------------|
| 69-70 | 32 | 145 | 93 | 383 | 12.0 |
| 70-71 | 25 | 209 | 105 | 523 | 20.9 |
| 71-72 | 26 | 171 | 135 | 477 | 18.3 |
| Totals | 83 | 525 | 333 | 1383 | 16.7 |



15. Dewayne Scales 1,357 • 1977-80

| YEAR | G | FGM | FTM | TP | AVG. |
|---------------|-----------|------------|------------|-------------|-------------|
| 77-78 | 26 | 153 | 27 | 333 | 12.8 |
| 78-79 | 26 | 227 | 50 | 503 | 19.4 |
| 79-80 | 32 | 230 | 61 | 521 | 16.3 |
| Totals | 84 | 610 | 138 | 1357 | 16.2 |



16. Clarence Ceasar 1,343 • 1991-95

| YEAR | G | FGM | 3FGM | FTM | TP | AVG. |
|---------------|------------|------------|------------|------------|-------------|-------------|
| 91-92 | 31 | 130 | 63 | 32 | 355 | 11.5 |
| 92-93 | 32 | 126 | 38 | 25 | 315 | 9.8 |
| 93-94 | 27 | 152 | 47 | 44 | 395 | 14.6 |
| 94-95 | 22 | 111 | 27 | 29 | 278 | 12.6 |
| Totals | 112 | 519 | 175 | 130 | 1343 | 12.0 |



Clarence Ceasar

17. Bill Newton 1,339 • 1969-72

| YEAR | G | FGM | FTM | TP | AVG. |
|---------------|-----------|------------|------------|-------------|-------------|
| 69-70 | 32 | 143 | 71 | 357 | 11.2 |
| 70-71 | 26 | 205 | 80 | 490 | 18.8 |
| 71-72 | 26 | 210 | 72 | 492 | 18.9 |
| Totals | 84 | 558 | 223 | 1339 | 15.9 |



18. Roger Sigler 1,318 • 1954-57

| YEAR | G | FGM | FTM | TP | AVG. |
|---------------|-----------|------------|------------|-------------|-------------|
| 54-55 | 24 | 124 | 110 | 358 | 15.0 |
| 55-56 | 20 | 175 | 151 | 501 | 25.1 |
| 56-57 | 25 | 174 | 111 | 459 | 18.4 |
| Totals | 69 | 473 | 372 | 1318 | 19.1 |




19. Maurice Carter 1,299 • 1995-99

| YEAR | G | FGM | 3FGM | FTM | TP | AVG. |
|---------------|------------|------------|------------|------------|-------------|-------------|
| 95-96 | 26 | 62 | 27 | 21 | 172 | 6.6 |
| 96-97 | 28 | 103 | 15 | 52 | 273 | 9.8 |
| 97-98 | 27 | 131 | 44 | 82 | 388 | 14.4 |
| 98-99 | 27 | 159 | 71 | 79 | 468 | 17.3 |
| Totals | 108 | 455 | 157 | 232 | 1299 | 12.0 |



20. Dick Maile 1,284 • 1962-65


| YEAR | G | FGM | FTM | TP | AVG. |
|---------------|-----------|------------|------------|-------------|-------------|
| 62-63 | 24 | 125 | 87 | 337 | 14.0 |
| 63-64 | 25 | 214 | 90 | 518 | 20.7 |
| 64-65 | 25 | 168 | 93 | 429 | 17.1 |
| Totals | 74 | 507 | 270 | 1284 | 17.4 |



Bill Newton

21. Ethan Martin 1,276 • 1977-81

| YEAR | G | FGM | FTM | TP | AVG. |
|---------------|------------|------------|------------|-------------|-------------|
| 77-78 | 26 | 79 | 66 | 224 | 8.6 |
| 78-79 | 29 | 97 | 87 | 281 | 9.7 |
| 79-80 | 32 | 136 | 108 | 380 | 11.9 |
| 80-81 | 34 | 131 | 129 | 391 | 11.5 |
| Totals | 123 | 443 | 390 | 1276 | 10.4 |




22. Ronald Dupree 1,222 • 1999-02

| YEAR | G | FGM | 3FGM | FTM | TP | AVG. |
|---------------|-----------|------------|-----------|------------|-------------|-------------|
| 99-00 | 34 | 63 | 2 | 39 | 167 | 4.9 |
| 00-01 | 29 | 183 | 21 | 116 | 503 | 17.3 |
| 01-02 | 34 | 220 | 31 | 81 | 552 | 16.2 |
| Totals | 97 | 466 | 54 | 236 | 1222 | 12.6 |



23. Don Redden 1,119 • 1982-86

| YEAR | G | FGM | FTM | TP | AVG. |
|---------------|------------|------------|------------|-------------|-------------|
| 82-83 | 8 | 19 | 19 | 57 | 7.1 |
| 83-84 | 28 | 97 | 93 | 287 | 10.3 |
| 84-85 | 29 | 110 | 62 | 282 | 9.7 |
| 85-86 | 38 | 197 | 99 | 493 | 13.0 |
| Totals | 103 | 423 | 273 | 1119 | 10.9 |



24. Wayne Sims 1,107 • 1987-91

| YEAR | G | FGM | 3FGM | FTM | TP | AVG. |
|---------------|------------|------------|----------|------------|-------------|------------|
| 87-88 | 30 | 122 | 0 | 45 | 289 | 9.6 |
| 88-89 | 32 | 183 | 1 | 57 | 424 | 13.3 |
| 89-90 | 32 | 108 | 2 | 31 | 249 | 7.8 |
| 90-91 | 23 | 59 | 4 | 23 | 145 | 6.3 |
| Totals | 117 | 472 | 7 | 156 | 1107 | 9.5 |



Al Sanders

1000 Point Club

24. Torris Bright 1,107 • 1999-02

| YEAR | G | FGM | 3FGM | FTM | TP | AVG. |
|---------------|-----------|------------|------------|------------|-------------|-------------|
| 99-00 | 34 | 112 | 55 | 60 | 339 | 10.0 |
| 00-01 | 29 | 104 | 44 | 62 | 314 | 10.8 |
| 01-02 | 34 | 150 | 76 | 78 | 454 | 13.4 |
| Totals | 97 | 366 | 175 | 200 | 1107 | 11.4 |



24. Bob Meador 1,099 • 1947-51

| YEAR | G | FGM | FTM | TP | AVG. |
|---------------|-----------|------------|------------|-------------|-------------|
| 47-48 | 25 | 84 | 56 | 244 | 9.8 |
| 48-49 | 25 | 124 | 58 | 306 | 12.2 |
| 49-50 | 22 | 106 | 39 | 251 | 11.4 |
| 50-51 | 24 | 128 | 92 | 298 | 12.4 |
| Totals | 96 | 452 | 245 | 1099 | 11.4 |



25. Anthony Wilson 1,089 • 1983-87

| YEAR | G | FGM | 3FGM | FTM | TP | AVG. |
|---------------|------------|------------|-----------|------------|-------------|------------|
| 83-84 | 24 | 29 | | 5 | 63 | 2.6 |
| 84-85 | 19 | 11 | | 6 | 28 | 1.5 |
| 85-86 | 38 | 161 | | 44 | 366 | 9.6 |
| 86-87 | 38 | 233 | 95 | 71 | 632 | 16.6 |
| Totals | 119 | 434 | 95 | 126 | 1089 | 9.2 |



26. Joe Dean 1,072 • 1949-52


| YEAR | G | FGM | FTM | TP | AVG. |
|---------------|-----------|------------|------------|-------------|-------------|
| 49-50 | 25 | 106 | 59 | 271 | 10.8 |
| 50-51 | 24 | 154 | 54 | 362 | 15.1 |
| 51-52 | 24 | 170 | 99 | 439 | 18.3 |
| Totals | 73 | 430 | 212 | 1072 | 14.7 |



Anthony Wilson

27. Jerry Reynolds 1,069 • 1982-85

| YEAR | G | FGM | FTM | TP | AVG. |
|---------------|-----------|------------|------------|-------------|-------------|
| 82-83 | 32 | 126 | 88 | 340 | 10.6 |
| 83-84 | 29 | 162 | 85 | 409 | 14.2 |
| 84-85 | 29 | 128 | 64 | 320 | 11.0 |
| Totals | 90 | 416 | 237 | 1069 | 11.9 |




28. Jordy Hultberg 1,067 • 1976-80

| YEAR | G | FGM | FTM | TP | AVG. |
|---------------|------------|------------|------------|-------------|------------|
| 76-77 | 27 | 147 | 52 | 346 | 12.8 |
| 77-78 | 27 | 115 | 32 | 262 | 9.7 |
| 78-79 | 29 | 119 | 41 | 279 | 9.6 |
| 79-80 | 31 | 77 | 26 | 180 | 5.8 |
| Totals | 114 | 458 | 151 | 1067 | 9.3 |



29. John Williams 1,046 • 1984-86

| YEAR | G | FGM | FTM | TP | AVG. |
|---------------|-----------|------------|------------|-------------|-------------|
| 84-85 | 29 | 163 | 62 | 388 | 13.4 |
| 85-86 | 37 | 269 | 120 | 658 | 17.8 |
| Totals | 66 | 432 | 182 | 1046 | 15.8 |



30. Glenn Hansen 1,027 • 1973-75

| YEAR | G | FGM | FTM | TP | AVG. |
|---------------|-----------|------------|------------|-------------|-------------|
| 73-74 | 25 | 202 | 82 | 485 | 19.4 |
| 74-75 | 25 | 225 | 92 | 542 | 21.7 |
| Totals | 50 | 427 | 173 | 1027 | 20.5 |



Glenn Hansen

500 Rebounds Club

1. Durand Macklin 1,276 • 1976-81

| YEAR | G | REBOUNDS | AVG. |
|---------------|------------|-------------|-------------|
| 76-77 | 26 | 306 | 11.8 |
| 77-78 | 27 | 286 | 10.6 |
| 78-79* | 2 | 24 | 12.0 |
| 79-80 | 32 | 309 | 9.7 |
| 80-81 | 36 | 351 | 9.8 |
| Totals | 123 | 1276 | 10.4 |

*Redshirted After Knee Injury

2. Shaquille O'Neal 1,217 • 1989-92

| YEAR | G | REBOUNDS | AVG. |
|---------------|-----------|-------------|-------------|
| 89-90 | 32 | 385 | 12.0 |
| 90-91 | 28 | 411 | 14.7 |
| 91-92 | 30 | 421 | 14.0 |
| Totals | 90 | 1217 | 13.5 |

3. Al Sanders 1,168 • 1969-72

| YEAR | G | REBOUNDS | AVG. |
|---------------|-----------|-------------|-------------|
| 69-70 | 32 | 474 | 13.1 |
| 70-71 | 25 | 369 | 14.7 |
| 71-72 | 26 | 325 | 13.7 |
| Totals | 83 | 1168 | 14.1 |

4. Bob Pettit 1,039 • 1951-54

| YEAR | G | REBOUNDS | AVG. |
|---------------|-----------|-------------|-------------|
| 51-52 | 24 | 315 | 13.1 |
| 52-53 | 21 | 292 | 13.9 |
| 53-54 | 25 | 432 | 17.3 |
| Totals | 70 | 1039 | 14.8 |

5. Leonard Mitchell 922 • 1980-84

| YEAR | G | REBOUNDS | AVG. |
|---------------|------------|------------|------------|
| 80-81 | 36 | 258 | 7.2 |
| 81-82 | 27 | 206 | 7.6 |
| 82-83 | 31 | 282 | 9.1 |
| 83-84 | 24 | 176 | 7.3 |
| Totals | 118 | 922 | 7.8 |

6. Ned Clark 870 • 1952-55

| YEAR | G | REBOUNDS | AVG. |
|---------------|-----------|------------|-------------|
| 52-53 | 25 | 272 | 10.9 |
| 53-54 | 25 | 218 | 8.7 |
| 54-55 | 24 | 380 | 15.8 |
| Totals | 74 | 870 | 11.8 |

*Rebound stats from 1951-52 season not available

7. Lionel Green 809 • 1975-79

| YEAR | G | REBOUNDS | AVG. |
|---------------|------------|------------|------------|
| 75-76 | 24 | 151 | 6.3 |
| 76-77 | 27 | 146 | 5.4 |
| 77-78 | 27 | 191 | 7.1 |
| 78-79 | 29 | 321 | 11.1 |
| Totals | 107 | 809 | 7.6 |

8. Bill Newton 802 • 1969-72

| YEAR | G | REBOUNDS | AVG. |
|---------------|-----------|------------|------------|
| 69-70 | 32 | 309 | 9.7 |
| 70-71 | 26 | 314 | 12.1 |
| 71-72 | 26 | 179 | 6.9 |
| Totals | 84 | 802 | 9.5 |

9. Vernel Singleton 784 • 1988-92

| YEAR | G | REBOUNDS | AVG. |
|---------------|------------|------------|------------|
| 88-89 | 32 | 250 | 7.8 |
| 89-90 | 32 | 152 | 4.8 |
| 90-91 | 30 | 177 | 5.9 |
| 91-92 | 31 | 205 | 6.6 |
| Totals | 125 | 784 | 6.3 |

10. Greg Cook 780 • 1976-77,'78-81

| YEAR | G | REBOUNDS | AVG. |
|---------------|------------|------------|------------|
| 76-77 | 27 | 249 | 9.2 |
| 78-79 | 28 | 176 | 6.3 |
| 79-80 | 31 | 180 | 5.8 |
| 80-81 | 33 | 175 | 5.3 |
| Totals | 119 | 780 | 6.6 |

11. Dick Maile 772 • 1962-65

| YEAR | G | REBOUNDS | AVG. |
|---------------|-----------|------------|-------------|
| 62-63 | 25 | 263 | 10.5 |
| 63-64 | 24 | 263 | 10.9 |
| 64-65 | 25 | 246 | 9.8 |
| Totals | 74 | 772 | 10.4 |

12. Ricky Blanton 766 • 1984-86,'87-89

| YEAR | G | REBOUNDS | AVG. |
|---------------|------------|------------|------------|
| 84-85 | 29 | 52 | 1.8 |
| 85-86 | 38 | 188 | 5.0 |
| 87-88 | 30 | 265 | 8.8 |
| 88-89 | 32 | 261 | 8.2 |
| Totals | 129 | 766 | 5.9 |

13. Ed LeBlanc 765 • 1972-76

| YEAR | G | REBOUNDS | AVG. |
|---------------|-----------|------------|------------|
| 72-73 | 21 | 110 | 5.2 |
| 73-74 | 25 | 127 | 5.1 |
| 74-75 | 26 | 257 | 9.9 |
| 75-76 | 26 | 271 | 10.4 |
| Totals | 98 | 765 | 7.8 |

14. Maury Drummond 736 • 1960-63

| YEAR | G | REBOUNDS | AVG. |
|---------------|-----------|------------|-------------|
| 60-61 | 24 | 301 | 12.5 |
| 61-62 | 23 | 227 | 9.9 |
| 62-63 | 25 | 208 | 8.3 |
| Totals | 72 | 736 | 10.2 |

15. Dewayne Scales 733 • 1977-80

| YEAR | G | REBOUNDS | AVG. |
|---------------|-----------|------------|------------|
| 77-78 | 26 | 244 | 9.4 |
| 78-79 | 26 | 236 | 9.1 |
| 79-80 | 32 | 253 | 7.9 |
| Totals | 84 | 733 | 8.7 |

16. Roger Sigler 713 • 1953-56

| YEAR | G | REBOUNDS | AVG. |
|---------------|-----------|------------|-------------|
| 53-54 | 24 | 214 | 8.9 |
| 54-55 | 20 | 276 | 13.8 |
| 55-56 | 25 | 223 | 8.9 |
| Totals | 69 | 713 | 10.3 |

500 Rebounds Club

17. Nikita Wilson **699 • 1983-87**

| YEAR | G | REBOUNDS | AVG. |
|---------------|------------|------------|------------|
| 83-84 | 28 | 146 | 5.2 |
| 84-85 | 29 | 201 | 6.9 |
| 85-86 | 18 | 108 | 6.0 |
| 86-87 | 35 | 244 | 7.0 |
| Totals | 110 | 699 | 6.4 |

18. Clarence Ceasar **670 • 1991-95**

| YEAR | G | REBOUNDS | AVG. |
|---------------|------------|------------|------------|
| 91-92 | 31 | 149 | 4.8 |
| 92-93 | 32 | 199 | 6.2 |
| 93-94 | 27 | 169 | 6.3 |
| 94-95 | 22 | 153 | 7.0 |
| Totals | 112 | 670 | 6.0 |

19. Ronald Dupree **658 • 1999-02**

| YEAR | G | REBOUNDS | AVG. |
|---------------|-----------|------------|------------|
| 99-00 | 34 | 112 | 3.3 |
| 00-01 | 29 | 256 | 8.8 |
| 01-02 | 34 | 290 | 8.5 |
| Totals | 97 | 658 | 6.8 |

20. Jerry Reynolds **613 • 1982-85**

| YEAR | G | REBOUNDS | AVG. |
|---------------|-----------|------------|------------|
| 82-83 | 32 | 198 | 6.2 |
| 83-84 | 29 | 239 | 8.2 |
| 84-85 | 29 | 176 | 6.1 |
| Totals | 90 | 613 | 6.8 |

21. Collis Temple, Jr. **607 • 1971-74**

| YEAR | G | REBOUNDS | AVG. |
|---------------|-----------|------------|------------|
| 71-72 | 26 | 174 | 6.7 |
| 72-73 | 23 | 160 | 6.7 |
| 73-74 | 26 | 273 | 10.5 |
| Totals | 75 | 607 | 8.1 |

22. Wayne Sims **603 • 1987-90**

| YEAR | G | REBOUNDS | AVG. |
|---------------|------------|------------|------------|
| 87-88 | 30 | 128 | 4.3 |
| 88-89 | 32 | 244 | 7.6 |
| 89-90 | 32 | 154 | 4.8 |
| 90-91 | 23 | 77 | 3.4 |
| Totals | 117 | 603 | 5.2 |

23. Ralph Jukkola **601 • 1966-69**

| YEAR | G | REBOUNDS | AVG. |
|---------------|-----------|------------|------------|
| 66-67 | 26 | 187 | 7.3 |
| 67-68 | 26 | 226 | 8.7 |
| 68-69 | 26 | 188 | 7.2 |
| Totals | 78 | 601 | 7.7 |

24. Jose Vargas **576 • 1984-88**

| YEAR | G | REBOUNDS | AVG. |
|---------------|------------|------------|------------|
| 84-85 | 25 | 51 | 2.0 |
| 85-86 | 37 | 94 | 2.5 |
| 86-87 | 38 | 184 | 4.8 |
| 87-88 | 30 | 247 | 8.2 |
| Totals | 130 | 576 | 4.4 |

25. Troy Rushing **560 • 1954-57**

| YEAR | G | REBOUNDS | AVG. |
|---------------|-----------|------------|------------|
| 54-55 | 22 | 74 | 3.4 |
| 55-56 | 24 | 228 | 9.5 |
| 56-57 | 25 | 258 | 10.3 |
| Totals | 71 | 560 | 7.9 |

26. Jim Crisco **544 • 1956-59**

| YEAR | G | REBOUNDS | AVG. |
|---------------|-----------|------------|------------|
| 56-57 | 25 | 127 | 5.1 |
| 57-58 | 25 | 225 | 9.0 |
| 58-59 | 25 | 192 | 7.6 |
| Totals | 75 | 544 | 7.3 |

27. Bill Wilson **543 • 1962-65**

| YEAR | G | REBOUNDS | AVG. |
|---------------|-----------|------------|-------------|
| 62-63 | 12 | 39 | 3.2 |
| 63-64 | 24 | 258 | 10.7 |
| 64-65 | 26 | 246 | 9.4 |
| Totals | 62 | 543 | 10.4 |

28. Danny Hester **542 • 1968-70**

| YEAR | G | REBOUNDS | AVG. |
|---------------|-----------|------------|-------------|
| 68-69 | 22 | 197 | 8.9 |
| 69-70 | 32 | 345 | 10.8 |
| Totals | 54 | 542 | 10.0 |

29. Geert Hammink **536 • 1988-89, '90-93**

| YEAR | G | REBOUNDS | AVG. |
|---------------|------------|------------|------------|
| 88-89 | 25 | 54 | 2.2 |
| 90-91 | 27 | 78 | 2.9 |
| 91-92 | 29 | 79 | 2.7 |
| 92-93 | 32 | 325 | 10.2 |
| Totals | 113 | 536 | 4.7 |

30. Pete Maravich **513 • 1967-70**

| YEAR | G | REBOUNDS | AVG. |
|---------------|-----------|------------|------------|
| 67-68 | 26 | 19.5 | 7.5 |
| 68-69 | 26 | 169 | 6.5 |
| 69-70 | 28 | 149 | 5.3 |
| Totals | 82 | 513 | 6.2 |

31. John Williams **503 • 1984-86**

| YEAR | G | REBOUNDS | AVG. |
|---------------|-----------|------------|------------|
| 84-85 | 29 | 190 | 6.6 |
| 85-86 | 37 | 313 | 8.5 |
| Totals | 66 | 503 | 7.6 |

32. Jabari Smith **501 • 1998-00**

| YEAR | G | REBOUNDS | AVG. |
|---------------|-----------|------------|------------|
| 1998-99 | 27 | 262 | 9.7 |
| 1999-00 | 34 | 239 | 7.0 |
| Totals | 61 | 501 | 8.2 |

Team Single Season Records

WINS

| | |
|------|---------|
| 1.31 | 1980-81 |
| 2.28 | 1999-00 |
| 3.26 | 1985-86 |
| 3.26 | 1979-80 |
| 5.24 | 1986-87 |
| 6.23 | 1989-90 |
| 6.23 | 1978-79 |
| 8.22 | 1992-93 |
| 8.22 | 1969-70 |
| 8.22 | 1952-53 |

WINNING PCT.

(Min.10 wins)

| | |
|-----------------|---------|
| 1. .938 (15-1) | 1921-22 |
| 2. .933 (14-1) | 1934-35 |
| 3. .923 (12-1) | 1917-18 |
| 4. .909 (10-1) | 1916-17 |
| 4. .909 (10-1) | 1914-15 |
| 6. .905 (19-2) | 1919-20 |
| 7. .880 (22-3) | 1952-53 |
| 8. .861 (31-5) | 1980-81 |
| 9. .857 (18-3) | 1945-46 |
| 10. .826 (19-4) | 1920-21 |

GAMES PLAYED

| | |
|------|---------|
| 1.39 | 1986-87 |
| 2.38 | 1985-86 |
| 3.36 | 1980-81 |
| 4.34 | 2001-02 |
| 4.34 | 1999-00 |
| 6.33 | 1992-93 |
| 7.32 | 1989-90 |
| 7.32 | 1988-89 |
| 7.32 | 1982-83 |
| 7.32 | 1979-80 |
| 7.32 | 1969-70 |

FIELD GOALS. ATT.

| | |
|----------|---------|
| 1. 2403 | 1969-70 |
| 2. 2327 | 1985-86 |
| 3. 2303 | 1988-89 |
| 4. 2261 | 1986-87 |
| 5. 2194 | 1989-90 |
| 6. 2155 | 1992-93 |
| 7. 2144 | 1980-81 |
| 8. 2040 | 1990-91 |
| 9. 2039 | 1991-92 |
| 10. 2022 | 1979-80 |

FIELD GOALS MADE

| | |
|---------|---------|
| 1. 1170 | 1985-86 |
| 2. 1159 | 1969-70 |
| 3. 1116 | 1989-90 |
| 4. 1115 | 1988-89 |
| 5. 1098 | 1980-81 |
| 6. 1047 | 1986-87 |
| 7. 1019 | 1979-80 |
| 8. 1010 | 1990-91 |
| 9. 1000 | 1991-92 |
| 10. 964 | 1978-79 |

3-POINT FG ATTEMPTED

| | |
|-------|---------|
| 1.614 | 1995-96 |
| 2.564 | 1993-94 |
| 3.561 | 2001-02 |
| 4.558 | 1999-00 |
| 5.543 | 2000-01 |

3-POINT FG MADE

| | |
|-------|---------|
| 1.204 | 2001-02 |
| 2.196 | 1999-00 |
| 3.194 | 2000-01 |
| 3.194 | 1995-96 |
| 5.193 | 1992-93 |

3-POINT FG PCT.

| | |
|---------|---------|
| 1. .401 | 1986-87 |
| 2. .388 | 1988-89 |
| 3. .368 | 1992-93 |
| 4. .367 | 1991-92 |
| 5. .359 | 1989-90 |

FIELD GOAL PCT.

| | |
|----------|---------|
| 1. .521 | 1978-79 |
| 2. .520 | 1970-71 |
| 3. .512 | 1980-81 |
| 4. .509 | 1989-90 |
| 4. .509 | 1979-80 |
| 6. .503 | 1985-86 |
| 7. .501 | 1984-85 |
| 8. .495 | 1990-91 |
| 9. .490 | 1991-92 |
| 10. .488 | 1973-74 |

FREE THROWS MADE

| | |
|---------|---------|
| 1.667 | 1969-70 |
| 2.653 | 1980-81 |
| 3.573 | 1990-91 |
| 4.557 | 1988-89 |
| 5.552 | 1999-00 |
| 6.537 | 1985-86 |
| 7.536 | 1989-90 |
| 8.526 | 1991-92 |
| 9.519 | 1953-54 |
| 10. 516 | 1992-93 |

FREE THROWS ATT.

| | |
|---------|---------|
| 1.944 | 1980-81 |
| 2.917 | 1969-70 |
| 3.858 | 1999-00 |
| 4.840 | 1990-91 |
| 5.820 | 1991-92 |
| 6.804 | 1988-89 |
| 7.782 | 1986-87 |
| 8.774 | 1983-84 |
| 9.759 | 1955-56 |
| 10. 754 | 1992-93 |

FREE THROW PCT.

| | |
|----------|---------|
| 1..770 | 1988-89 |
| 2..750 | 1985-86 |
| 3..737 | 1963-64 |
| 4..727 | 1969-70 |
| 5..720 | 1972-73 |
| 6..714 | 1984-85 |
| 6..714 | 1967-68 |
| 8..710 | 1979-80 |
| 9..708 | 1960-61 |
| 10. .707 | 1962-63 |

REBOUNDS

| | |
|----------|---------|
| 1.1691 | 1969-70 |
| 2.1457 | 1989-90 |
| 3.1401 | 1986-87 |
| 4.1373 | 1999-00 |
| 5.1316 | 1990-91 |
| 6.1308 | 1991-92 |
| 7.1298 | 1985-86 |
| 7.1298 | 1964-65 |
| 9.1291 | 1992-93 |
| 10. 1247 | 1977-78 |

REBOUND AVERAGE

| | |
|----------|---------|
| 1.52.8 | 1969-70 |
| 2.49.9 | 1964-65 |
| 3.47.1 | 1962-63 |
| 4.47.0 | 1963-64 |
| 4.47.0 | 1961-62 |
| 6.46.5 | 1954-55 |
| 7.46.2 | 1977-78 |
| 8.46.0 | 1970-71 |
| 8.46.0 | 1968-69 |
| 10. 45.5 | 1989-90 |
| 10. 45.5 | 1976-77 |

PERSONAL FOULS

| | |
|---------|---------|
| 1.747 | 1986-87 |
| 2.727 | 1980-81 |
| 3.697 | 1978-79 |
| 4.675 | 1977-78 |
| 5.669 | 1979-80 |
| 6.663 | 1982-83 |
| 7.661 | 1989-90 |
| 8.660 | 1969-70 |
| 9.657 | 1985-86 |
| 10. 639 | 1973-74 |

FOULED OUT

| | |
|--------|---------|
| 1.37 | 1973-74 |
| 1.37 | 1952-53 |
| 3.33 | 1978-79 |
| 3.33 | 1977-78 |
| 5.32 | 1976-77 |
| 6.30 | 1957-58 |
| 7.29 | 1974-75 |
| 8.28 | 1989-90 |
| 8.28 | 1969-70 |
| 10. 27 | 1988-89 |
| 10. 27 | 1972-73 |
| 10. 27 | 1971-72 |

ASSISTS

| | |
|---------|---------|
| 1.616 | 1974-75 |
| 2.577 | 1985-86 |
| 3.566 | 1990-91 |
| 4.538 | 1975-76 |
| 5.527 | 1986-87 |
| 5.527 | 1980-81 |
| 7.526 | 1989-90 |
| 8.525 | 1988-89 |
| 9.520 | 1976-77 |
| 10. 519 | 1991-92 |

BLOCKED SHOTS

| | |
|-------|---------|
| 1.225 | 1989-90 |
| 2.206 | 1991-92 |
| 3.198 | 1990-91 |
| 4.180 | 1999-00 |
| 5.120 | 1994-95 |
| 6.118 | 1986-87 |
| 7.107 | 1978-79 |
| 8.103 | 1988-89 |
| 9.102 | 1995-96 |
| 9.102 | 1998-99 |

STEALS

| | |
|---------|---------|
| 1.352 | 1986-87 |
| 2.316 | 1990-91 |
| 2.316 | 1992-93 |
| 4.313 | 1999-00 |
| 5.311 | 1991-92 |
| 6.306 | 1985-86 |
| 7.297 | 1980-81 |
| 8.280 | 2001-02 |
| 9.275 | 1983-84 |
| 10. 273 | 1995-96 |

POINTS

| | |
|----------|---------|
| 1.2985 | 1969-70 |
| 2.2966 | 1988-89 |
| 3.2921 | 1989-90 |
| 4.2877 | 1985-86 |
| 5.2851 | 1980-81 |
| 6.2785 | 1986-87 |
| 7.2713 | 1991-92 |
| 7.2713 | 1990-91 |
| 9.2597 | 1992-93 |
| 10. 2578 | 1999-00 |

SCORING AVERAGE

| | |
|----------|---------|
| 1.93.3 | 1969-70 |
| 2.92.7 | 1988-89 |
| 3.91.3 | 1989-90 |
| 4.90.4 | 1990-91 |
| 5.89.1 | 1968-69 |
| 6.88.7 | 1967-68 |
| 7.87.5 | 1991-92 |
| 8.85.6 | 1970-71 |
| 9.84.1 | 1977-78 |
| 10. 83.5 | 1974-75 |

Records by Class

GAMES

| | |
|-------|-------------------------------|
| Fr. | Johnny Jones (36) 1980-81 |
| | Leonard Mitchell (36) 1980-81 |
| Soph. | Fess Irvin (37) 1986-87 |
| Jr. | Bernard Woodside (39) 1986-87 |
| Sr. | Oliver Brown (38) 1986-87 |
| | Anthony Wilson (38) 1986-87 |

FIELD GOAL ATT.

| | |
|-------|------------------------------|
| Fr. | Chris Jackson (739) 1988-89 |
| Soph. | Pete Maravich (1022) 1967-68 |
| Jr. | Pete Maravich (976) 1968-69 |
| Sr. | Pete Maravich (1168) 1969-70 |

FIELD GOALS MADE

| | |
|-------|-----------------------------|
| Fr. | Chris Jackson (359) 1988-89 |
| Soph. | Pete Maravich (432) 1967-68 |
| Jr. | Pete Maravich (433) 1968-69 |
| Sr. | Pete Maravich (522) 1969-70 |

FIELD GOAL PCT.

| | |
|-------|---------------------------------|
| Fr. | Vernel Singleton (.571) 1988-89 |
| Soph. | Rudy Macklin (.622) 1977-78 |
| Jr. | Ralph Jukkola (.638) 1967-68 |
| Sr. | Dave Ramsden (.675) 1968-69 |

3 PT. FIELD GOALS MADE

| | |
|-------|-------------------------------------|
| Fr. | Chris Jackson (84) 1988-89 |
| Soph. | Chris Jackson (88) 1989-90 |
| Jr. | Torris Bright (76) 2001-2002 |
| Sr. | Anthony Wilson (95) 1986-87 |

3 PT. FIELD GOAL PCT.

| | |
|-------|--------------------------------|
| Fr. | Fess Irvin (.463) 1986-87 |
| Soph. | Jamie Brandon (.509) 1992-93 |
| Jr. | Landers Nolley (.421) 1994-95 |
| Sr. | Justin Anderson (.489) 1991-92 |

FREE THROW ATT.

| | |
|-------|-----------------------------|
| Fr. | Chris Jackson (200) 1988-89 |
| Soph. | Pete Maravich (338) 1967-68 |
| Jr. | Pete Maravich (378) 1968-69 |
| Sr. | Pete Maravich (436) 1969-70 |

FREE THROWS MADE

| | |
|-------|-----------------------------|
| Fr. | Chris Jackson (163) 1988-89 |
| Soph. | Pete Maravich (274) 1967-68 |
| Jr. | Pete Maravich (282) 1968-69 |
| Sr. | Pete Maravich (337) 1969-70 |

FREE THROW PCT.

| | |
|-------|-------------------------------|
| Fr. | Jordy Hultberg (.867) 1976-77 |
| Soph. | Chris Jackson (.909) 1989-90 |
| Jr. | Kenny Drost (.902) 1965-66 |
| Sr. | Derrick Taylor (.880) 1985-86 |

REBOUNDS

| | |
|-------|--------------------------------|
| Fr. | Rudy Macklin (306) 1976-77 |
| Soph. | Al Sanders (474) 1969-70 |
| Jr. | Shaquille O'Neal (421) 1991-92 |
| Sr. | Bob Petit (432) 1953-54 |

REBOUND AVG.

| | |
|-------|-----------------------------|
| Fr. | Rudy Macklin (11.8) 1976-77 |
| Soph. | Al Sanders (14.8) 1969-70 |
| Jr. | Al Sanders (14.8) 1970-71 |
| Sr. | Bob Petit (17.3) 1953-54 |

ASSISTS

| | |
|-------|--------------------------------|
| Fr. | Randy Livingston (151) 1994-95 |
| Soph. | Kenny Higgs (173) 1975-76 |
| Jr. | Kenny Higgs (239) 1976-77 |
| Sr. | Pete Maravich (192) 1969-70 |

STEALS

| | |
|-------|------------------------------|
| Fr. | Clarence Ceasar (90) 1991-92 |
| Soph. | Jerry Reynolds (81) 1983-84 |
| Jr. | Darryl Joe (93) 1986-87 |
| Sr. | Derrick Taylor (86) 1985-86 |

POINTS

| | |
|-------|------------------------------|
| Fr. | Chris Jackson (965) 1988-89 |
| Soph. | Pete Maravich (1138) 1967-68 |
| Jr. | Pete Maravich (1148) 1968-69 |
| Sr. | Pete Maravich (1381) 1969-70 |

SCORING AVG.

| | |
|-------|------------------------------|
| Fr. | Chris Jackson (30.2) 1988-89 |
| Soph. | Pete Maravich (43.8) 1967-68 |
| Jr. | Pete Maravich (44.2) 1968-69 |
| Sr. | Pete Maravich (44.5) 1969-70 |

BLOCKED SHOTS

| | |
|-------|--------------------------------|
| Fr. | Shaquille O'Neal (115) 1989-90 |
| Soph. | Shaquille O'Neal (140) 1990-91 |
| Jr. | Shaquille O'Neal (157) 1991-92 |
| Sr. | Lionel Green (61) 1978-79 |



Kenny Higgs



Darryl Joe

Opponent Game Highs

POINTS

63 - Johnny Neumann, Ole Miss, 1-30-71
53 - Gerald Glass, Ole Miss, 3-4-89
51 - Dan Issel, Kentucky, 2-21-70
50 - Bob Burrow, Kentucky, 1-14-56
50 - Ron Widby, Tennessee, 1967

FIELD GOALS MADE

26 - Johnny Neumann, Ole Miss, 1-30-71
20 - Gerald Glass, Ole Miss, 3-4-89
20 - Hank Gathers, Loyola-Marymount, 2-3-90
17 - Keenan Carpenter, Auburn, 2-8-89
17 - Bob Houbergs, Washington, 3-18-53
17 - Alfred Hughes, Loyola-Chicago, 11-28-84

FIELD GOAL ATTEMPTS

40 - Johnny Neumann, Ole Miss, 1-30-71
37 - Gerald Glass, Ole Miss, 3-3-90
36 - Gerald Glass, Ole Miss, 3-4-89
35 - Hank Gathers, Loyola-Marymount, 2-3-90

FREE THROWS MADE

18 - Neal Walk, Florida, 2-10-68
17 - Carlos Clark, Ole Miss, 1-15-83
16 - Anthony Rosser, U.S. International, 1-16-84
15 - Ernie Grunfeld, Tennessee, 1-15-77
15 - Larry Davis, S. Carolina, 2-10-96

FREE THROW ATTEMPTS

21 - Neal Walk, Florida, 2-10-68
21 - Carlos Clark, Ole Miss, 1-15-83
20 - Anthony Rosser, U.S. International, 1-16-84
18 - Leon Douglas, Alabama, 2-17-75
18 - Larry Davis, S. Carolina, 2-10-96

FREE THROW PERCENTAGE

(Min. 15 attempts)
.933 (14-15) - Reggie Johnson, Tennessee, 2-5-78
.933 (14-15) - Earvin Johnson, Michigan St., 3-16-79
.882 (15-17) - Ernie Grunfield, Tennessee, 1-15-77
.857 (18-21) - Neal Walk, Florida, 2-10-68
.833 (15-18) - Larry Davis, S. Carolina, 2-10-96

3-POINT FIELD GOALS MADE

9 - Anderson Hunt, UNLV, 1-28-90
9 - Scott Draud, Vanderbilt, 2-18-90
9 - Lee Mayberry, Arkansas, 3-4-92
8 - David Jones, Lamar, 12-4-89
8 - Keenan Carpenter, Auburn, 2-8-89
8 - Greg Stolt, Florida, 3-4-99

3-POINT FIELD GOAL ATTEMPTS

20 - Chris Walker, Villanova, 3-15-90
18 - Damon Wordlaw, McNeese St., 11-29-94
17 - Scott Draud, Vanderbilt, 2-2-91
17 - Danny Basile, Marist, 12-28-95

3-POINT FIELD GOAL PERCENTAGE

(Min. 4 attempts)
1.000 (5-5) - Andrew Moten, Florida, 1-21-87
1.000 (4-4) - Ontario Harper, Miss. St., 1-26-02
1.000 (4-4) - Mike Chadwick, Georgia, 3-6-97
1.000 (4-4) - Dwayne Morton, Louisville, 2-23-94
.857 (6-7) - Wesley Person, Auburn, 2-13-93
.833 (5-6) - Patrick Johnson, Ball St., 3-19-02
.833 (5-6) - Mark Griffin, Tennessee, 3-10-89

REBOUNDS

34 - Bailey Howell, Miss. St., 1957
29 - Bob Lienhard, Georgia, 1969
29 - Dan Issel, Kentucky, 2-22-69
23 - Larry Fry, Miss. St., 1-16-75
22 - Wiley Peck, Miss. St., 1-12-77

ASSISTS

15 - Eddie Johnson, Auburn, 1-3-76
14 - Kareem Reid, Arkansas, 3-2-96
14 - Terrell Lowery, Loyola-Marymount, 12-20-90
14 - Bobby Harley, Duke, 2-10-91
13 - Anthony Epps, Kentucky, 3-4-95

BLOCKED SHOTS

10 - Roy Rogers, Alabama, 2-17-96
9 - Andre Riddick, Kentucky, 3-14-93
8 - Charles Barkley, Auburn, 1984
7 - Kyle Davis, Auburn, 1-13-01
6 - Tayshaun Prince, Kentucky, 2-9-02
6 - Clifford Rozier, Louisville, 2-23-94
6 - Charles Claxton, Georgia, 2-19-94
6 - Alonzo Mourning, Georgetown, 1-28-89
6 - Dwayne Schintzius, Florida, 1-27-87

STEALS

9 - Mike Varos, Cal St.-Los Angeles, 12-8-89
8 - Pointer Williams, McNeese St., 12-1-95
7 - Chris Daniels, Georgia, 3-8-02
7 - T.J. Cleveland, Arkansas, 3-11-00
7 - Eddie Shannon, Florida, 1-20-99
7 - John Pelphrey, Kentucky, 2-15-90
7 - Mike Ferrara, Colgate, 11-28-80

Opponent Season Highs

POINTS

2861 - 1988-89
 2860 - 1969-70
 2679 - 1985-86
 2658 - 1986-87
 2620 - 1989-90

FIELD GOALS MADE

1117 - 1969-70
 1113 - 1985-86
 1096 - 1988-89
 973 - 1986-87
 971 - 1980-81

FIELD GOALS ATTEMPTED

2497 - 1969-70
 2263 - 1988-89
 2257 - 1985-86
 2240 - 1986-87
 2222 - 1989-90

FIELD GOAL PERCENTAGE

.511 - 1981-82
 .493 - 1985-86
 .492 - 1966-67
 .489 - 1993-94
 .484 - 1974-75
 .484 - 1988-89

FREE THROWS MADE

626 - 1969-70
 603 - 1956-57
 569 - 1986-87
 565 - 1955-56
 561 - 1989-90

FREE THROW ATTEMPTS

928 - 1969-70
 881 - 1955-56
 863 - 1956-57
 800 - 1989-90
 789 - 1954-55

FREE THROW PCT.

.744 - 1962-63
 .737 - 1984-85
 .733 - 1986-87
 .729 - 1974-75
 .725 - 1970-71

3-POINT FG MADE

257 - 1989-90
 233 - 1999-00
 226 - 2001-02
 226 - 1994-95
 221 - 1996-97
 221 - 1995-96

3-POINT FG ATTEMPTS

745 - 1999-00
 734 - 1989-90
 684 - 2001-02
 646 - 1995-96
 629 - 1994-95
 605 - 1996-97

3-POINT FG PCT.

.390 - 1986-87
 .369 - 2000-01
 .365 - 1996-97
 .361 - 1988-89
 .359 - 1994-95

REBOUNDS

1485 - 1969-70
 1417 - 1986-87
 1346 - 1967-68
 1344 - 1988-89
 1332 - 1965-66

REBOUND AVERAGE

52.5 - 1955-56
 52.2 - 1957-58
 52.2 - 1956-57
 51.7 - 1967-68
 51.2 - 1965-66

PERSONAL FOULS

848 - 1980-81
 780 - 1986-87
 764 - 1979-80
 743 - 1999-00
 710 - 1985-86

ASSISTS

560 - 1985-86
 545 - 1988-89
 530 - 1992-93
 499 - 1974-75
 491 - 1993-94

BLOCKED SHOTS

158 - 1992-93
 119 - 1997-98
 119 - 1993-94
 119 - 1985-86
 114 - 1988-89

STEALS

301 - 1996-97
 290 - 1998-99
 274 - 1989-90
 269 - 1994-95
 265 - 1999-00

SCORING AVERAGE

89.7 - 1974-75
 89.4 - 1988-89
 89.4 - 1960-70
 87.5 - 1968-69
 86.1 - 1967-68

FOULED OUT

42 - 1980-81
 38 - 1977-78
 37 - 1983-84
 35 - 1982-83
 35 - 1969-70



Collis Temple



Ronald Dupree

60-50-40-30 Club



Pete Maravich

4-60 point games
24-50 point games
29-40 point games

60-POINT CLUB (5 by 2 players all-time)

- 69 – Pete Maravich, vs. Alabama, Feb. 7, 1970
- 66 – Pete Maravich, vs. Tulane, Feb. 10, 1969
- 64 – Pete Maravich, vs. Kentucky, Feb. 21, 1970
- 61 – Pete Maravich, vs. Vanderbilt, Dec. 11, 1969
- 60 – Bob Pettit, vs. Louisiana College, Dec. 7, 1953

50-POINT CLUB (30 by 4 players all-time)

- 59 – Pete Maravich, vs. Alabama, Feb. 17, 1968
- 58 – Pete Maravich, vs. Georgia, March 8, 1969
- 58 – Pete Maravich, vs. Miss. St., Dec. 22, 1967
- 57 – Bob Pettit, vs. Georgia, Jan. 9, 1954
- 55 – Chris Jackson, vs. Ole Miss, March 4, 1989
- 55 – Pete Maravich, vs. Miss. St., March 2, 1970
- 55 – Pete Maravich, vs. Kentucky, Jan. 24, 1970
- 55 – Pete Maravich, vs. Alabama, Jan. 3, 1970
- 55 – Pete Maravich, vs. Miss. St., March 3, 1969
- 55 – Pete Maravich, vs. Tulane, Dec. 14, 1968
- 55 – Pete Maravich, vs. Tulane, Feb. 21, 1968
- 55 – Pete Maravich, vs. Auburn, Jan. 3, 1968
- 54 – Pete Maravich, vs. Auburn, Feb. 15, 1969
- 54 – Pete Maravich, vs. Vanderbilt, Jan. 29, 1968
- 53 – Shaquille O’Neal, vs. Arkansas St., Dec. 18, 1990
- 53 – Chris Jackson, vs. Florida, Dec. 10, 1988
- 53 – Pete Maravich, vs. Ole Miss, Jan. 31, 1970
- 53 – Pete Maravich, vs. St. John’s, Dec. 29, 1969
- 53 – Pete Maravich, vs. Duquesne, Dec. 30, 1968
- 52 – Pete Maravich, vs. Florida, Feb. 4, 1970
- 52 – Pete Maravich, vs. Kentucky, Jan. 25, 1969
- 52 – Pete Maravich, vs. Loyola, Dec. 2, 1968
- 52 – Pete Maravich, vs. Kentucky, Jan. 27, 1968
- 52 – Pete Maravich, vs. Tulane, Jan. 11, 1968
- 51 – Chris Jackson, vs. Texas, Jan. 2, 1990
- 51 – Pete Maravich, vs. Georgia, Feb. 12, 1968
- 51 – Pete Maravich, vs. Loyola, Dec. 9, 1967
- 50 – Chris Jackson, vs. Tennessee, Feb. 11, 1989
- 50 – Pete Maravich, vs. Southern California, Dec. 18, 1969
- 50 – Pete Maravich, vs. Florida, Feb. 12, 1969

40-POINT CLUB (41 by 7 players since 1967)

- 49 – Chris Jackson, vs. Tennessee, Feb. 10, 1990
- 49 – Pete Maravich, vs. Tulane, Feb. 9, 1970
- 49 – Pete Maravich, vs. Miss. St., Feb. 2, 1970
- 49 – Pete Maravich, vs. Clemson, Dec. 20, 1969
- 49 – Pete Maravich, vs. Ole Miss, March 1, 1969
- 49 – Pete Maravich, vs. Auburn, Feb. 7, 1968
- 48 – Chris Jackson, vs. Florida, March 1, 1989
- 48 – Chris Jackson, vs. Louisiana Tech, Dec. 6, 1988
- 48 – Pete Maravich, vs. Tampa, Dec. 2, 1967
- 47 – Pete Maravich, vs. Georgia, Dec. 21, 1968
- 47 – Pete Maravich, vs. Florida, Feb. 10, 1968
- 46 – Chris Jackson, vs. Vanderbilt, Feb. 18, 1990
- 46 – Pete Maravich, vs. Auburn, Feb. 16, 1970
- 46 – Pete Maravich, vs. Oregon St., Dec. 22, 1969
- 46 – Pete Maravich, vs. Tulane, Dec. 13, 1969
- 46 – Pete Maravich, vs. Auburn, Jan. 11, 1969

60-50-40-30 Club



Chris Jackson

4-50 point games
7-40 point games
16-30 point games

- 46 – Pete Maravich, vs. Ole Miss, Dec. 19, 1967
- 45 – Chris Jackson, vs. Georgia, Jan. 24, 1990
- 45 – Pete Maravich, vs. Loyola, Dec. 9, 1969
- 45 – Pete Maravich, vs. Kentucky, Feb. 22, 1969
- 45 – Pete Maravich, vs. Wyoming, Dec. 26, 1968
- 45 – Pete Maravich, vs. Florida, Dec. 18, 1968
- 44 – Kenny Higgs, vs. Duke, Dec. 20, 1974
- 44 – Pete Maravich, vs. Auburn, Jan. 10, 1970
- 44 – Pete Maravich, vs. Kentucky, Feb. 3, 1968
- 43 – Shaquille O’Neal, vs. Northern Arizona, Dec. 28, 1991
- 43 – Pete Maravich, vs. Oregon St., Dec. 4, 1969
- 42 – Al Sanders, vs. Auburn, Feb. 14, 1972
- 42 – Pete Maravich, vs. Alabama, Jan. 4, 1969
- 42 – Pete Maravich, vs. Vanderbilt, March 4, 1968
- 42 – Pete Maravich, vs. Florida St., Dec. 16, 1967
- 42 – Pete Maravich, vs. Wisconsin, Dec. 15, 1967
- 42 – Pete Maravich, vs. Texas, Dec. 4, 1967
- 41 – Chris Jackson, vs. Kentucky, Feb. 15, 1990
- 41 – Pete Maravich, vs. Georgia, March 7, 1970
- 40 – Ronnie Henderson, vs. Alabama, Feb. 11, 1995
- 40 – Chris Jackson, vs. Miss. St., Jan. 4, 1990
- 40 – Durand Macklin, vs. Tennessee, Jan. 15, 1977
- 40 – Pete Maravich, vs. Pittsburgh, Jan. 31, 1969
- 40 – Pete Maravich, vs. Oklahoma City, Dec. 28, 1968
- 40 – Pete Maravich, vs. Ole Miss, Feb. 24, 1968

30-POINT CLUB (126 by 31 players since 1967)

- 39 – Al Sanders, vs. Loyola, Dec. 1, 1970
- 38 – Shaquille O’Neal, vs. Ole Miss, Feb. 20, 1991
- 38 – Shaquille O’Neal, vs. Georgia, Feb. 8, 1991
- 38 – Chris Jackson, vs. Vanderbilt, Feb. 18, 1989
- 38 – Kenny Higgs, vs. Tennessee, March 1, 1975
- 38 – Pete Maravich, vs. Vanderbilt, Feb. 14, 1970
- 38 – Pete Maravich, vs. Florida, Feb. 11, 1970
- 38 – Pete Maravich, vs. UCLA, Dec. 23, 1969
- 38 – Pete Maravich, vs. Alabama, Feb. 8, 1969
- 38 – Pete Maravich, vs. Vanderbilt, Jan. 9, 1969
- 38 – Pete Maravich, vs. Clemson, Dec. 7, 1968
- 37 – Chris Jackson, vs. Ole Miss, March 3, 1990
- 37 – Chris Jackson, vs. Southern Miss., Nov. 15, 1989
- 37 – Chris Jackson, vs. Tennessee, March 10, 1989
- 37 – Ricky Blanton, vs. Tennessee-Martin, Dec. 20, 1988
- 37 – Bill Newton, vs. Georgetown, Jan. 6, 1972
- 37 – Al Sanders, vs. Ole Miss, Jan. 30, 1971
- 37 – Pete Maravich, vs. Georgia, Feb. 18, 1970
- 36 – Ronnie Henderson, vs. Oklahoma St., Dec. 20, 1994
- 36 – Ronnie Henderson, vs. Kentucky, Feb. 15, 1994
- 36 – Shaquille O’Neal, vs. Indiana, March 21, 1992
- 36 – Shaquille O’Neal, vs. Alabama, Feb. 17, 1991
- 36 – Glenn Hansen, vs. Florida, Feb. 8, 1975
- 35 – Maurice Carter, vs. Arkansas, Jan. 2, 1999
- 35 – Duane Spencer, vs. Alabama, Feb. 15, 1997
- 35 – Chris Jackson, vs. UNLV, Jan. 28, 1990
- 35 – Glenn Hansen, vs. Auburn, Jan. 25, 1975
- 35 – Glenn Hansen, vs. Vanderbilt, Feb. 11, 1974

35 – Bill Newton, vs. Loyola, Jan. 8, 1972
 35 – Pete Maravich, vs. Ole Miss, Feb. 28, 1970
 35 – Pete Maravich, vs. Vanderbilt, Feb. 17, 1969

34 – Ronnie Henderson, vs. Maryland-Baltimore County, Dec. 30, 1994
 34 – Roman Rubchenko, vs. Georgia State, Dec. 28, 1994
 34 – Ronnie Henderson, vs. Troy State, Dec. 6, 1994
 34 – Roman Rubchenko, vs. George Mason, Dec. 3, 1994
 34 – Shaquille O’Neal, vs. Georgia, Jan. 7, 1991
 34 – Shaquille O’Neal, vs. Vanderbilt, Jan. 2, 1991
 34 – Chris Jackson, vs. Loyola-Marymount, Feb. 3, 1990
 34 – Chris Jackson, vs. Kentucky, Feb. 15, 1989
 34 – Chris Jackson, vs. Vanderbilt, Jan. 18, 1989
 34 – Ricky Blanton, vs. Chaminade, Dec. 29, 1988
 34 – DeWayne Scales, vs. Montana St., Dec. 18, Dec. 18, 1987
 34 – Kenny Higgs, vs. Miss. St., Jan. 2, 1978
 34 – Pete Maravich, vs. Yale, Dec. 30, 1969
 34 – Pete Maravich, vs. Miss. St., Feb. 19, 1968

33 – Stromile Swift, vs. Wyoming, Nov. 27, 1999
 33 – Roger Washington, vs. Louisville, Dec. 7, 1996
 33 – Ronnie Henderson, vs. Georgia, Feb. 18, 1995
 33 – Clarence Ceasar, vs. Arkansas, March 2, 1994
 33 – Shaquille O’Neal, vs. Tennessee, Feb. 23, 1991
 33 – Shaquille O’Neal, vs. Kentucky, Feb. 5, 1991
 33 – Chris Jackson, vs. Tennessee, Jan. 8, 1990
 33 – Chris Jackson, vs. UTEP March 17, 1989
 33 – Chris Jackson, vs. Auburn, Jan. 7, 1989
 33 – Jose Vargas, vs. Florida, Dec. 16, 1986
 33 – Howard Carter, vs. Auburn, Jan. 21, 1981
 33 – DeWayne Scales, vs. Boston, Dec. 28, 1979
 33 – Kenny Higgs, vs. Tennessee, Jan. 26, 1976
 33 – Glenn Hansen, vs. Tennessee, Jan. 27, 1975
 33 – Pete Maravich, vs. Miss. St., Feb. 3, 1969
 33 – Pete Maravich, vs. Clemson, Jan. 24, 1968

32 – Ronnie Henderson, vs. Auburn, Feb. 25, 1995
 32 – Shaquille O’Neal, vs. Ole Miss, Jan. 19, 1991
 32 – Chris Jackson, vs. Kansas, Nov. 17, 1989
 32 – DeWayne Scales, vs. Ole Miss, Feb. 21, 1980
 32 – Durand Macklin, vs. Delaware, Dec. 29, 1979
 32 – Kenny Higgs, vs. Kentucky, Feb. 2, 1976
 32 – Kenny Higgs, vs. Tulane, Dec. 3, 1975
 32 – Glenn Hansen, vs. Auburn, Feb. 24, 1975
 32 – Eddie Palubinskas, vs. Florida, Feb. 9, 1974
 32 – Eddie Palubinskas, vs. Memphis St., Dec. 5, 1972
 32 – Pete Maravich, vs. Florida, Jan. 6, 1968

31 – Duane Spencer, vs. North Carolina A&T, Nov. 30, 1996
 31 – Ronnie Henderson, vs. Ole Miss, Feb. 3, 1996
 31 – Ronnie Henderson, vs. Nicholls St., Jan. 23, 1996
 31 – Ronnie Henderson, vs. Alabama, Jan. 6, 1996
 31 – Shaquille O’Neal, vs. Miss. St., March 7, 1992
 31 – Shaquille O’Neal, vs. Florida, Jan. 26, 1991
 31 – Mike Hansen, vs. Tennessee, Jan. 22, 1991
 31 – Chris Jackson, vs. Georgia, Feb. 25, 1990
 31 – Maurice Williamson, vs. Vanderbilt, Feb. 18, 1990

31 – Ricky Blanton, vs. Auburn, Jan. 7, 1989
 31 – Ricky Blanton, vs. Southern, Dec. 5, 1987
 31 – Anthony Wilson, vs. Georgia, March 7, 1987
 31 – Don Redden, vs. Hawaii Pacific, Dec. 1, 1985
 31 – Don Redden, vs. Miss. St., Feb. 20, 1984
 31 – Durand Macklin, vs. Lamar, March 14, 1981
 31 – Durand Macklin, vs. Alcorn St., March 8, 1980
 31 – DeWayne Scales, vs. Georgia, Feb. 9, 1980
 31 – Kenny Higgs, vs. Auburn, Feb. 20, 1978
 31 – Glenn Hansen, vs. Tennessee, March 1, 1975
 31 – Bill Newton, vs. Kentucky, Feb. 26, 1972
 31 – Pete Maravich, vs. Ole Miss, Feb. 1, 1969

30 – Ronald Dupree, at Arkansas, Feb. 16, 2002
30 – Collis Temple III, at Tennessee, March 3, 2001
 30 – Jabari Smith, vs. Alabama, Feb. 10, 1999
 30 – Ronnie Henderson, vs. Georgia, Feb. 7, 1996
 30 – Ronnie Henderson, vs. Auburn, Jan. 21, 1996
 30 – Ronnie Henderson, vs. Ole Miss, Feb. 15, 1995
 30 – Jamie Brandon, vs. Auburn, Jan. 8, 1994
 30 – Maurice Williamson, vs. BYU, March 19, 1992
 30 – Shaquille O’Neal, vs. Auburn, Feb. 22, 1992
 30 – Shaquille O’Neal, vs. Tennessee, Jan. 29, 1992
 30 – Chris Jackson, vs. Alabama, Jan. 21, 1989
 30 – Chris Jackson, vs. Maryland, Jan. 2, 1989
 30 – Chris Jackson, vs. Morehead St., Dec. 28, 1988
 30 – Ricky Blanton, vs. Vanderbilt, March 11, 1988
 30 – Jose Vargas, vs. Oklahoma, Jan. 11, 1988
 30 – Ricky Blanton, vs. Northern Iowa, Dec. 28, 1987
 30 – Jose Vargas, vs. Southwest Texas, Dec. 22, 1987
 30 – Durand Macklin, vs. Vanderbilt, Jan. 30, 1980
 30 – Durand Macklin, vs. Vanderbilt, Jan. 2, 1980
 30 – Al Green, vs. Tulane, Dec. 9, 1978
 30 – Durand Macklin, vs. Georgia, Feb. 4, 1978
 30 – Durand Macklin, vs. Vanderbilt, Jan. 16, 1978
 30 – Kenny Higgs, vs. Auburn, Feb. 26, 1977
 30 – Kenny Higgs, vs. California, Nov. 29, 1975
 30 – Glenn Hansen, vs. Kentucky, Jan. 5, 1974
 30 – Eddie Palubinskas, vs. Nevada-Reno, Dec. 3, 1973
 30 – Al Sanders, vs. Ole Miss, March 4, 1972
 30 – Bill Newton, vs. Vanderbilt, Feb. 13, 1971
 30 – Al Sanders, vs. Florida, Feb. 10, 1971
 30 – Bill Newton, vs. Utah St., Dec. 27, 1970
 30 – Pete Maravich, vs. Tennessee, Feb. 23, 1970
 30 – Pete Maravich, vs. Alabama, Dec. 30, 1967
 30 – Danny Hester vs. Georgetown, March 15, 1970

SEC Statistic Leaders

SCORING

| YEAR | NAME | GMS. | PTS. | AVG. |
|-------------|----------------------|-----------|------------|-------------|
| 1933 | Sparky Wade | 20 | 193 | 9.7 |
| 1934 | Sparky Wade | 17 | 211 | 12.4 |
| 1936 | Arnold Bryan | 15 | 209 | 13.9 |
| 1937 | Arnold Bryan | 20 | 287 | 14.4 |
| 1939 | Charles Bozeman | 15 | 178 | 11.9 |
| 1952 | Bob Pettit | 24 | 612 | 25.5 |
| 1953 | Bob Pettit | 23 | 573 | 24.9 |
| 1954 | Bob Pettit | 25 | 785 | 31.4 |
| 1968 | Pete Maravich | 26 | 1138 | 43.8 |
| 1969 | Pete Maravich | 26 | 1148 | 44.2 |
| 1970 | Pete Maravich | 32 | 1381 | 44.5 |
| 1989 | Chris Jackson | 32 | 965 | 30.2 |
| 1990 | Chris Jackson | 32 | 889 | 27.8 |
| 1991 | Shaquille O'Neal | 28 | 774 | 27.6 |
| 1995 | Ronnie Henderson | 27 | 630 | 23.3 |
| 1996 | Ronnie Henderson | 23 | 502 | 21.8 |
| 2001 | Ronald Dupree | 29 | 503 | 17.3 |

REBOUNDING

| YEAR | NAME | GMS. | REB. | AVG. |
|------|------------------|------|------|------|
| 1970 | Al Sanders | 32 | 474 | 14.8 |
| 1971 | Al Sanders | 24 | 369 | 14.7 |
| 1986 | John Williams | 37 | 313 | 8.5 |
| 1990 | Shaquille O'Neal | 32 | 385 | 12.0 |
| 1991 | Shaquille O'Neal | 28 | 411 | 14.7 |
| 1992 | Shaquille O'Neal | 30 | 421 | 14.0 |
| 1993 | Geert Hamink | 32 | 325 | 10.2 |

FIELD GOAL PERCENTAGE

| YEAR | NAME | GMS. | FGM | FGA | PCT. |
|------|---------------|------|-----|-----|------|
| 1968 | Ralph Jukkola | 26 | 125 | 196 | 63.7 |
| 1969 | Dave Ramsden | 26 | 112 | 166 | 67.5 |
| 1971 | Al Sanders | 25 | 209 | 355 | 58.8 |
| 1972 | Al Sanders | 26 | 171 | 287 | 59.6 |



Ronnie Henderson

| | | | | | |
|------|------------------|----|-----|-----|------|
| 1991 | Shaquille O'Neal | 28 | 312 | 497 | 62.8 |
| 1992 | Shaquille O'Neal | 30 | 294 | 478 | 61.5 |
| 2000 | Stromile Swift | 34 | 208 | 342 | 60.8 |

THREE-POINT FIELD GOALS PER GAME

| YEAR | NAME | GMS. | MADE | AVG. |
|------|----------------|------|------|------|
| 1987 | Anthony Wilson | 38 | 95 | 2.5 |

FREE THROW PERCENTAGE

| YEAR | NAME | GMS. | FTM | FTA | PCT. |
|------|----------------|------|-----|-----|------|
| 1966 | Kenny Drost | 26 | 75 | 82 | 90.2 |
| 1973 | Ed Palubinkas | 24 | 137 | 153 | 89.5 |
| 1986 | Derrick Taylor | 38 | 81 | 92 | 88.0 |
| 1989 | Chris Jackson | 32 | 163 | 200 | 81.5 |
| 1990 | Chris Jackson | 32 | 191 | 210 | 91.0 |

ASSISTS

| YEAR | NAME | GMS. | NO. | AVG. |
|------|---------------|------|-----|------|
| 1970 | Pete Maravich | 31 | 192 | 6.3 |
| 1977 | Kenny Higgs | 27 | 239 | 8.9 |
| 1991 | T. J. Pugh | 30 | 196 | 6.5 |

BLOCKS

| YEAR | NAME | GMS. | NO. | AVG. |
|------|------------------|------|-----|------|
| 1990 | Shaquille O'Neal | 32 | 115 | 3.6 |
| 1991 | Shaquille O'Neal | 28 | 140 | 5.0 |
| 1992 | Shaquille O'Neal | 30 | 157 | 5.2 |

STEALS

| YEAR | NAME | GMS. | NO. | AVG. |
|------|-----------------|------|-----|------|
| 1984 | Jerry Reynolds | 29 | 81 | 2.8 |
| 1986 | Derrick Taylor | 38 | 84 | 2.2 |
| 1987 | Darryl Joe | 39 | 93 | 2.4 |
| 1991 | Shawn Griggs | 29 | 81 | 2.8 |
| 1994 | Clarence Ceasar | 27 | 80 | 3.0 |
| 1995 | Clarence Ceasar | 22 | 66 | 3.0 |



Stromile Swift

NCAA Statistic Leaders



Pete Maravich sinks a 23 footer against Ole Miss to break Oscar Robertson's all-time NCAA scoring record.

CAREER SCORING LEADERS (AVERAGE)

| PLAYER,TEAM | YEARS | G | FG | FT | PTS. | AVG. |
|----------------------------|---------|----|------|-----|------|------|
| Pete Maravich, LSU | 1968-70 | 83 | 1387 | 893 | 3667 | 44.2 |
| Austin Carr, Notre Dame | 1969-71 | 74 | 1017 | 526 | 2560 | 34.6 |
| Oscar Robinson, Cincinnati | 1958-60 | 88 | 1052 | 869 | 2973 | 33.8 |
| Calvin Murphy, Niagara | 1968-70 | 77 | 947 | 654 | 2548 | 33.1 |
| Dwight Lamar, SW La. | 1971-73 | 57 | 768 | 326 | 1862 | 32.7 |

CAREER POINTS LEADERS

| PLAYER,TEAM | FINAL YEAR | G | PTS. |
|--------------------------------|------------|-----|------|
| Pete Maravich, LSU | 1970 | 83 | 3667 |
| Freeman Williams, Portland St. | 1978 | 106 | 3249 |
| Lionel Simmons, LaSalle | 1990 | 131 | 3217 |
| Alphonso Ford, Miss. Valley | 1993 | 109 | 3165 |
| Harry Kelly, Texas Southern | 1983 | 110 | 3066 |

MOST POINTS IN A SEASON

| PLAYER,TEAM | YEAR | G | FG | FT | PTS. |
|----------------------|------|----|-----|-----|------|
| Pete Maravich, LSU | 1970 | 31 | 522 | 337 | 1381 |
| Elvin Hayes, Houston | 1968 | 33 | 519 | 176 | 1214 |
| Frank Selvy, Furman | 1954 | 29 | 427 | 355 | 1209 |
| Pete Maravich, LSU | 1969 | 26 | 433 | 282 | 1148 |
| Pete Maravich, LSU | 1968 | 26 | 432 | 274 | 1138 |

SEASON SCORING HIGHS (AVERAGE)

| PLAYER,TEAM | YEAR | G | FG | FT | PTS. | AVG. |
|---------------------|------|----|-----|-----|------|------|
| Pete Maravich, LSU | 1970 | 31 | 522 | 337 | 1381 | 44.5 |
| Pete Maravich, LSU | 1969 | 26 | 433 | 282 | 1148 | 44.2 |
| Pete Maravich, LSU | 1968 | 26 | 432 | 274 | 1138 | 43.8 |
| Frank Selvy, Furman | 1954 | 29 | 427 | 355 | 1209 | 41.7 |

SEASON SCORING HIGHS BY CLASS (AVERAGE)

| CLASS | PLAYER,TEAM | YEAR | G | FG | FT | PTS. | AVG. |
|--------|--------------------|------|----|-----|-----|------|------|
| Senior | Pete Maravich, LSU | 1970 | 31 | 522 | 337 | 1381 | 44.5 |
| Junior | Pete Maravich, LSU | 1969 | 26 | 433 | 282 | 1148 | 44.2 |
| Soph. | Pete Maravich, LSU | 1968 | 26 | 432 | 274 | 1138 | 43.8 |
| Fresh. | Chris Jackson, LSU | 1989 | 32 | 359 | 163 | 965 | 30.2 |



John Williams



Chris Jackson

SEC Tournament Records

Team Single Game

MOST POINTS SCORED

99 - vs. Tennessee, 3-13-92, Birmingham, Ala.
 95 - vs. Florida, 2-28-80, Birmingham, Ala.
 89 - vs. Georgia, 3-7-87, Atlanta, Ga.
 89 - vs. Ole Miss, 3-12-93, Lexington, Ky.

MOST POINTS ALLOWED

97 - by Florida, 3-4-99, Atlanta, Ga.
 95 - by Tennessee, 3-10-89, Knoxville, Tenn.
 92 - by Auburn, 3-8-91, Nashville, Tenn.

FEWEST POINTS SCORED

51 - vs. Miss. St., 3-9-02, Atlanta, Ga.
 52 - vs. Ole Miss, 3-4-82, Lexington, Ky.
 54 - vs. Georgia, 3-6-97, Memphis, Tenn.

FEWEST POINTS ALLOWED

54 - by Miss. St., 3-5-87, Atlanta, Ga.
 57 - by Miss. St., 3-9-02, Atlanta, Ga.
 58 - by Auburn, 3-7-85, Birmingham, Ala.

FIELD GOAL ATTEMPTS

80 - vs. Georgia, 3-10-94, Memphis, Tenn.
 80 - vs. Tennessee, 3-10-89, Knoxville, Tenn.
 79 - vs. Kentucky, 3-2-79, Birmingham, Ala.

FIELD GOALS MADE

39 - vs. Florida, 2-28-80, Birmingham, Ala.
 33 - three occasions.

FIELD GOAL PERCENTAGE

.609 - vs. Florida, 2-28-80, Birmingham, Ala.
 .596 - vs. Ole Miss, 3-12-93, Lexington, Ky.
 .556 - vs. Florida, 3-5-81, Birmingham, Ala.

FREE THROW ATTEMPTS

42 - vs. Georgia, 3-7-87, Atlanta, Ga.
 42 - vs. Tennessee, 3-13-92, Birmingham, Ala.
 39 - vs. Florida, 3-5-81, Birmingham, Ala.

FREE THROWS MADE

31 - vs. Tennessee, 3-13-92, Birmingham, Ala.
 29 - vs. Georgia, 3-7-87, Atlanta, Ga.
 28 - vs. Vanderbilt, 3-11-88, Baton Rouge, La.

FREE THROW PERCENTAGE

1.000 - vs. Tenn., 3-11-83, Birmingham, Ala.
 1.000 - vs. Kentucky, 3-7-86, Lexington, Ky.
 .903 - vs. Vanderbilt, 3-11-88, Baton Rouge, La.

THREE-POINT FIELD GOAL ATTEMPTS

30 - vs. Vanderbilt, 3-10-00, Atlanta, Ga.
 29 - vs. Georgia, 3-10-94, Memphis, Tenn.
 26 - vs. S. Carolina, 3-7-96, New Orleans, La.

THREE-POINT FIELD GOALS MADE

10 - vs. Vanderbilt, 3-10-00, Atlanta, Ga.
 9 - vs. Kentucky, 3-14-93, Lexington, Ky.
 8 - three times

THREE-POINT FIELD GOAL PERCENTAGE

.800 - (4-5) vs. Miss. St., 3-5-87, Atlanta, Ga.
 .600 - (6-10) vs. Georgia, 3-7-87, Atlanta, Ga.
 .583 - (7-12) vs. Georgia, 3-8-02, Atlanta, Ga.

REBOUNDS

47 - vs. Tennessee, 3-13-92, Birmingham, Ala.
 46 - vs. Florida, 3-6-86, Lexington, Ky.
 45 - three occasions

ASSISTS

22 - vs. Ole Miss, 3-12-93, Lexington, Ky.
 21 - vs. Kentucky, 3-1-80, Birmingham, Ala.
 17 - two occasions

PERSONAL FOULS

31 - vs. Georgia, 3-10-94, Memphis, Tenn.
 29 - vs. Kentucky, 3-2-79, Birmingham, Ala.
 29 - vs. Florida, 3-4-99, Atlanta, Ga.

VICTORY MARGINS

19 - vs. Ole Miss, 3-12-93, Lexington, Ky.
 14 - vs. Miss. St., 3-5-87, Atlanta, Ga.
 13 - vs. Florida, 2-28-80, Birmingham, Ala.

DEFEAT MARGINS

24 - vs. Vanderbilt, 3-9-95, Atlanta, Ga.
 22 - vs. Florida, 3-4-99, Atlanta, Ga.
 21 - vs. Georgia, 3-6-97, Memphis, Tenn.

Individual Single Game

MOST POINTS

37 - Chris Jackson, vs. Tennessee, 3-10-89, Knoxville, Tenn.
 31 - Anthony Wilson, vs. Georgia, 3-7-87, Atlanta, Ga.
 30 - Ricky Blanton, vs. Vanderbilt, 3-11-88, Baton Rouge, La.

FIELD GOAL ATTEMPTS

36 - Chris Jackson, vs. Tennessee, 3-10-89, Knoxville, Tenn.
 21 - John Williams, vs. Kentucky, 3-7-86, Lexington, Ky.
 20 - three occasions

FIELD GOALS MADE

15 - Chris Jackson, vs. Tennessee, 3-10-89, Knoxville, Tenn.
 13 - DeWayne Scales, vs. Kentucky, 3-1-80, Birmingham, Ala.
 12 - John Williams, vs. Kentucky, 3-7-86, Lexington, Ky.

FIELD GOAL PERCENTAGE (MIN 6 ATTEMPTS)

.875 - (7-8) Collis Temple, vs. Vanderbilt, 3-10-00, Atlanta, Ga.
.857 - (6-7) Brad Bridgewater, vs. Georgia, 3-8-02, Atlanta, Ga.
 .833 - (5-6) Shawn Griggs, vs. Auburn, 3-8-91, Nashville, Tenn.
 .833 - (5-6) Greg Cook, vs. Florida, 3-5-81, Birmingham, Ala.

FREE THROWS ATTEMPTED

15 - Nikita Wilson, vs. Georgia, 3-7-87, Atlanta, Ga.
 12 - Antonio Hudson, vs. Georgia, 3-8-02, Atlanta, Ga.
 12 - Leonard Mitchell, vs. Florida, 3-5-81, Birmingham, Ala.

FREE THROWS MADE

14 - Nikita Wilson, vs. Georgia, 3-7-87, Atlanta, Ga.
 11 - Antonio Hudson, vs. Georgia, 3-8-02, Atlanta, Ga.
 10 - Ricky Blanton, vs. Vanderbilt, 3-11-88, Baton Rouge, La.

FREE THROW PERCENTAGE (MIN.8 ATTEMPTS)

1.000 - (10-10) Ricky Blanton, vs. Vanderbilt, 3-11-88, Baton Rouge, La.
 .933 - (14-15) Nikita Wilson, vs. Georgia, 3-7-87, Atlanta, Ga.
 .900 - (9-10) Duane Spencer, vs. S. Carolina, 3-7-96, New Orleans, La.

THREE POINT FIELD GOAL ATTEMPTS

12 - Chris Jackson, vs. Tennessee, 3-10-89, Knoxville, Tenn.
 10 - Darryl Joe, vs. Kentucky, 3-12-88, Baton Rouge, La.
 10 - Maurice Carter, vs. S. Carolina, 3-7-96, New Orleans, La.

THREE POINT FIELD GOALS MADE

6 - Collis Temple, vs. Vanderbilt, 3-10-00, Atlanta, Ga.
 5 - Anthony Wilson, vs. Georgia, 3-7-87, Atlanta, Ga.
 4 - four occasions

THREE POINT FIELD GOAL PERCENTAGE

.857 - (6-7) Collis Temple, vs. Vanderbilt, 3-10-00, Atlanta, Ga.
 .833 - (5-6) Anthony Wilson, vs. Georgia, 3-7-87, Atlanta, Ga.
 .800 - (4-5) Justin Anderson, vs. Kentucky, 3-14-92, Birmingham, Ala.

REBOUNDS

20 - John Williams, vs. Florida, 3-6-86, Lexington, Ky.
 16 - Geert Hammink, vs. Kentucky, 3-14-93, Lexington, Ky.
 16 - Shaquille O'Neal, vs. Tennessee, 3-13-92, Birmingham, Ala.

ASSISTS

10 - Greg Cook, vs. Kentucky, 3-1-80, Birmingham, Ala.
 9 - Bernard Woodside, vs. Kentucky, 3-12-88, Baton Rouge, La.
 7 - three occasions

BLOCKS

7 - Shaquille O'Neal, vs. Auburn, 3-9-90, Orlando, Fla.
 4 - Vernel Singleton, vs. Auburn, 3-9-90, Orlando, Fla.
 3 - Jose Vargas, vs. Vanderbilt, 3-11-88, Baton Rouge, La.

STEALS

6 - Vernel Singleton, vs. Tennessee, 3-10-89, Knoxville, Tenn.
 5 - Jermaine Williams, vs. Vanderbilt, 3-7-02, Atlanta, Ga.
 5 - Jamie Brandon, vs. Kentucky, 3-14-92, Birmingham, Ala.
 5 - Darryl Joe, vs. Florida, 3-6-87, Atlanta, Ga.

NCAA Tournament Records

Team Single Game

MOST POINTS

100 - vs. Lamar, 3-14-81, Austin, Texas
 98 - vs. Alcorn, 3-9-80, Denton, Texas
 96 - vs. Wichita State, 3-22-81, New Orleans, La.

MOST POINTS ALLOWED

94 - by Georgia Tech, 3-17-90, Knoxville, Tenn.
 88 - three occasions

FIELD GOAL ATTEMPTS

78 - vs. Purdue, 3-13-86, Baton Rouge, La.
 77 - vs. Georgia Tech, 3-17-90, Knoxville, Tenn.
 75 - three occasions

FIELD GOALS MADE

45 - vs. Lamar, 3-14-81, Austin, Texas
 41 - vs. Alcorn, 3-9-80, Denton, Texas
 39 - vs. Wichita St., 3-22-81, New Orleans, La.

FIELD GOAL PERCENTAGE

.639 (39-61) vs. Wichita St., 3-22-81, New Orleans
 .608 (45-74) vs. Lamar, 3-14-81, Austin, Texas
 .555 (24-44) vs. Temple, 3-15-87, Rosemont, Ill.

FREE THROW ATTEMPTS

42 - vs. Indiana, 3-17-53, Kansas City
 34 - vs. Holy Cross, 3-14-53, Raleigh, N. C.
 28 - vs. Memphis State, 3-15-86, Baton Rouge, La.

FREE THROW MADE

23 - vs. Indiana, 3-17-53, Kansas City
 21 - two occasions

FREE THROW PCT.

.923 (12-13) - vs. Indiana, 3-21-92, Boise, Id.
 .875 (7-8) - vs. UTEP, 3-17-89, Tucson, Ariz.
 .833 (15-18) - vs. Washington, 3-18-53, Kansas City

THREE-POINT FIELD GOAL ATTEMPTS

23 - vs. Indiana, 3-21-92, Boise, Id.
 21 - vs. Wisconsin, 3-23-00, Albuquerque, N.M.
 19 - two occasions

THREE-POINT FIELD GOALS MADE

9 - vs. Georgia Tech, 3-13-87, Rosemont, Ill.
 7 - two occasions

THREE-POINT FIELD GOAL PERCENTAGE

.588 (9-17) - vs. Georgia Tech, 3-13-87, Rosemont, Ill.
 .500 (5-10) - vs. Temple, 3-15-87, Rosemont, Ill.
 .500 (4-8) - vs. Villanova, 3-15-90, Knoxville, Tenn.

REBOUNDS

51 - vs. Georgia Tech, 3-17-90, Knoxville, Tenn.
 47 - vs. Villanova, 3-15-90, Knoxville, Tenn.
 45 - three occasions

ASSISTS

29 - vs. Lamar, 3-14-81, Austin, Texas
 23 - vs. Georgia Tech, 3-13-87, Rosemont, Ill.
 23 - vs. BYU, 3-19-92, Boise, Id.

PERSONAL FOULS

32 - vs. Louisville, 3-16-80, Houston, Texas
 32 - vs. Navy, 3-15-85, Dayton, Ohio
 30 - vs. Virginia, 3-30-81, Philadelphia, Pa.

VICTORY MARGIN

22 - vs. Lamar, 3-14-81, Austin, Texas
 16 - vs. Arkansas, 3-20-81, New Orleans, La.
 13 - vs. Lebanon Valley, 3-13-53, Raleigh, N.C.

DEFEAT MARGIN

23 - vs. Navy, 3-15-85, Dayton, Ohio
 20 - vs. Louisville, 3-16-80, Houston, Texas
 19 - vs. Washington, 3-18-53, Kansas City

Individual Single Game

MOST POINTS

36 - Bob Pettit, vs. Washington, 3-18-53, Kansas City
 36 - Shaquille O'Neal, vs. Indiana, 3-21-92, Boise, Id.
 31 - Durand Macklin, two occasions

FIELD GOAL ATTEMPTS

22 - three occasions

FIELD GOALS MADE

14 - Bob Pettit, vs. Washington, 3-18-53, Kansas City
 13 - three occasions

FIELD GOAL PCT. (Min. 10 attempts)

.800 (8-10) - Jordy Hultberg, vs. Louisville, 3-16-80, Houston, Texas
 .800 (8-10) - Nikita Wilson, vs. Temple, 3-5-87, Rosemont, Ill.

FREE THROW ATTEMPTS

12 - Shaquille O'Neal vs. Indiana, 3-21-92, Boise, Id.
 11 - Don Redden vs. Memphis State, 3-15-86, Baton Rouge, La.
 10 - Don Redden vs. Georgia Tech, 3-20-86, Atlanta, Ga.

FREE THROWS MADE

12 - Shaquille O'Neal, vs. Indiana, 3-21-92, Boise, Id.
 9 - Bob Pettit, vs. Indiana, 3-17-53, Kansas City
 8 - Bob Pettit, vs. Washington, 3-18-53, Kansas City

FREE THROW PERCENTAGE (Min. 8 attempts)

1.000 (12-12) - Shaquille O'Neal, vs. Indiana, 3-21-92, Boise, Id.
 .875 (7-8) - Anthony Wilson, vs. Purdue, 3-13-86, Baton Rouge, La.
 .875 (7-8) - John Williams, vs. Memphis State, 3-15-86, Baton Rouge.

THREE POINT FIELD GOAL ATTEMPTS

9 - Anthony Wilson, vs. DePaul, 3-20-87; vs. Ind., 3-22-87, Cincinnati
 9 - Darryl Joe, vs. Georgia Tech, 3-13-87, Rosemont, Ill.

THREE-POINT FIELD GOALS MADE

7 - Darryl Joe, vs. Georgia Tech, 3-13-87, Rosemont, Ill.
 3 - Maurice Williamson twice, Anthony Wilson, Jamie Brandon, Torris Bright once

THREE-POINT FIELD GOAL PERCENTAGE (Min. 5 attempts)

.778 (7-9) - Darryl Joe, vs. Georgia Tech, 3-13-87, Rosemont, Ill.
 .600 (3-5) - Anthony Wilson, vs. Temple, 3-15-87, Rosemont, Ill.

REBOUNDS

19 - Durand Macklin, vs. Alcorn, 3-9-80, Denton, Texas
 16 - Durand Macklin, vs. Lamar, 3-14-81, Austin, Texas
 16 - Lionel Green, vs. Appalachian State, 3-10-79, Bloomington, Ind.

ASSISTS

12 - Ethan Martin, vs. Lamar, 3-14-81, Austin, Texas
 10 - Ethan Martin, vs. Wichita State, 3-22-81, New Orleans, La.
 9 - Darryl Joe, vs. Georgia Tech, 3-13-87, Rosemont, Ill.

BLOCKS

11 - Shaquille O'Neal, vs. BYU, 3-19-92, Boise, Id.
 6 - Stromile Swift, vs. SE Missouri St., 3-16-00, Salt Lake City, UT
 5 - Shaquille O'Neal, vs. Indiana, 3-21-92, Boise, Id.

STEALS

6 - Clarence Ceasar, vs. BYU, 3-19-92, Boise, Id.
 5 - Derrick Taylor twice, Darryl Joe once

National Invitation Tournament Records

Team Single Game

MOST POINTS

97 – vs. Oklahoma, 3-17-70, New York City
 94 – vs. UNO, 3-16-83, Baton Rouge
 79 – vs. Marquette, 3-19-70, New York City

MOST POINTS ALLOWED

101 – by Marquette, 3-19-70, New York City
 99 – by UNO, 3-16-83, Baton Rouge
 94 – by Oklahoma, 3-17-70, New York City

FIELD GOAL ATTEMPTS

80 – vs. Tulane, 3-12-82, Baton Rouge
 74 – vs. UNO, 3-16-83, Baton Rouge
 66 – vs. Oklahoma, 3-17-70, New York City

FIELD GOALS MADE

38 – vs. UNO, 3-16-83, Baton Rouge
 34 – vs. Oklahoma, 3-17-70, New York City
 31 – vs. Tulane, 3-12-82, Baton Rouge

FIELD GOAL PERCENTAGE

.515 (34-66) – vs. Oklahoma, 3-17-70,
 New York City
 .514 (38-74) – vs. UNO, 3-16-83, Baton Rouge
 48.4 (30-62) – vs. Georgetown, 3-15-70,
 New York City

FREE THROW ATTEMPTS

37 – vs. Georgetown, 3-15-70, New York City
 37 – vs. Oklahoma, 3-17-70, New York City
 36 – vs. Marquette, 3-19-70, New York City

FREE THROWS MADE

29 – vs. Oklahoma, 3-17-70, New York City
 27 – vs. Marquette, 3-19-70, New York City
 23 – vs. Georgetown, 3-15-70, New York City

FREE THROW PERCENTAGE

.846 (22-26) vs. Army, 3-20-70, New York City
 .833 (10-12) vs. Tulane, 3-12-82, Baton Rouge
 .783 (29-37) vs. Oklahoma, 3-17-70,
 New York City

3-POINT FIELD GOAL ATTEMPTS

17 – vs. Ball State, 3-19-02, Baton Rouge
 14 – vs. Iowa, 3-13-02, Iowa City

3-POINT FIELD GOALS MADE

4 – vs. Iowa, 3-13-02, Iowa City
 4 – vs. Ball State, 3-19-02, Baton Rouge

3-POINT FIELD GOAL PERCENTAGE

.286 (4-14) – vs. Iowa, 3-13-02, Iowa City
 .235 (4-17) – vs. Ball State, 3-19-02, Baton Rouge

REBOUNDS

60 – vs. Oklahoma, 3-17-70, New York City
 56 – vs. Georgetown, 3-15-70, New York City
 51 – vs. Army, 3-20-70, New York City

ASSISTS

19 – vs. UNO, 3-16-83, Baton Rouge
 15 – vs. Ball State, 3-19-02, Baton Rouge
 11 – vs. Iowa, 3-13-02, Baton Rouge

PERSONAL FOULS

31 – vs. Tulane, 3-12-82, Baton Rouge
 30 – vs. Marquette, 3-19-70, New York City
 28 – vs. UNO, 3-16-83, Baton Rouge

VICTORY MARGIN

3 – vs. Oklahoma, 3-17-70, New York City
 2 – vs. Iowa, 3-13-02, Iowa City
 1 – vs. Georgetown, 3-15-70, New York City

DEFEAT MARGIN

22 – vs. Marquette, 3-19-70, New York City
 11 – vs. Tulane, 3-12-82, Baton Rouge
 10 – vs. Ball State, 3-19-02, Baton Rouge

Individual Single Game

MOST POINTS

37 – Pete Maravich, vs. Oklahoma, 3-17-70, New York City
 30 – Danny Hester, vs. Georgetown, 3-15-70, New York City
 25 – **Torris Bright, vs. Ball State, 3-19-02, Baton Rouge**

FIELD GOAL ATTEMPTS

33 – Pete Maravich vs. Oklahoma, 3-17-70, New York City
 20 – Howard Carter vs. UNO, 3-16-83, Baton Rouge
 18 – three times

FIELD GOALS MADE

14 – Pete Maravich vs. Oklahoma, 3-17-70, New York City
 12 – Danny Hester, vs. Georgetown, 3-15-70, New York City
 10 – Johnny Jones vs. Tulane, 3-12-82, Baton Rouge

FREE THROW ATTEMPTS

16 – Pete Maravich vs. Marquette, 3-19-70, New York City
 13 – Pete Maravich vs. Oklahoma, 3-17-70, New York City
 12 – twice

FREE THROWS MADE

12 – Pete Maravich vs. Marquette, 3-19-70, New York City
 9 – Pete Maravich vs. Oklahoma, 3-17-70, New York City
 8 – three times

FREE THROW PERCENTAGE (Min. 8 attempts)

100.0 (8-8) – Jermaine Williams, vs. Iowa, 3-13-02, Iowa City
100.0 (8-8) – Torris Bright vs. Ball State, 3-19-02, Baton Rouge

THREE POINT FIELD GOAL ATTEMPTS

9 – **Torris Bright, vs. Ball State, 3-19-02, Baton Rouge**
 7 – **Torris Bright, vs. Iowa, 3-13-02, Iowa City**
 5 – **Antonio Hudson, vs. Ball State, 3-19-02, Baton Rouge**

THREE POINT FIELD GOALS MADE

3 – **Torris Bright, vs. Iowa, 3-13-02, Iowa City**
 3 – **Torris Bright, vs. Ball State, 3-19-02, Baton Rouge**
 1 – twice

THREE POINT FIELD GOAL PERCENTAGE (Min. 5 attempts)

.429 (3-7) – **Torris Bright vs. Iowa, 3-13-02, Iowa City**
 .333 (3-9) – **Torris Bright vs. Ball State, 3-19-02, Baton Rouge**
 .200 (1-5) – **Antonio Hudson, vs. Ball State, 3-19-02, Baton Rouge**

REBOUNDS

19 – Apple Sanders, vs. Oklahoma, 3-17-70, New York City
 17 – Apple Sanders, vs. Georgetown, 3-15-70, New York City
 14 – Bill Newton, vs. Oklahoma, 3-17-70, New York City

ASSISTS


9 – Pete Maravich vs. Oklahoma, 3-17-70, New York City
 8 – Jermaine Williams vs. Ball State, 3-19-02, Baton Rouge
 7 – John Tudor vs. UNO, 3-16-83, Baton Rouge

BLOCKS

2 – **Ronald Dupree, vs. Ball State, 3-19-02, Baton Rouge**

STEALS

6 – Jerry Reynolds, vs. UNO, 3-16-83, Baton Rouge
 6 – Johnny Jones, vs. UNO, 3-16-83, Baton Rouge
 4 – Jermaine Williams, vs. Ball State, 3-19-02, Baton Rouge



Yearly Records/Milestones

| SEASON | OVERALL | | | CONFERENCE | | | COACH |
|---------|---------|----|-------|------------|----|-------|-------------------|
| | W | L | PCT. | W | L | PCT. | |
| 1908-09 | 5 | 2 | .714 | 2 | 0 | 1.000 | E.R. Wingard |
| 1909-10 | 3 | 1 | .750 | 2 | 0 | 1.000 | J. W. Mayhew |
| 1910-11 | 8 | 3 | .727 | 0 | 1 | .000 | J. W. Mayhew |
| 1911-12 | 4 | 6 | .400 | 2 | 3 | .400 | F. M. Long |
| 1912-13 | 2 | 3 | .400 | 1 | 3 | .250 | F. M. Long |
| 1913-14 | 7 | 5 | .538 | 0 | 4 | .000 | Dr. C. C. Stroud |
| 1914-15 | 10 | 1 | .909 | 3 | 1 | .750 | Dr. C. C. Stroud |
| 1915-16 | 14 | 10 | .583 | 6 | 7 | .462 | Dr. C. C. Stroud |
| 1916-17 | 20 | 2 | .909 | 11 | 0 | 1.000 | Dr. C. C. Stroud |
| 1917-18 | 12 | 1 | .923 | 3 | 0 | 1.000 | Dr. C. C. Stroud |
| 1918-19 | 1 | 0 | 1.000 | 0 | 0 | .000 | R.E. Edmonds |
| 1919-20 | 19 | 2 | .905 | 8 | 2 | .800 | Dr. C. C. Stroud |
| 1920-21 | 19 | 4 | .826 | 5 | 2 | .714 | Branch Bocoock |
| 1921-22 | 15 | 1 | .938 | 3 | 1 | .750 | Tad Gormley |
| 1922-23 | 10 | 10 | .500 | 0 | 7 | .000 | Tad Gormley |
| 1923-24 | 8 | 12 | .400 | 0 | 7 | .000 | "Moon" Ducote |
| 1924-25 | 10 | 7 | .588 | 1 | 5 | .167 | "Gob" Wilson |
| 1925-26 | 9 | 9 | .500 | 4 | 5 | .444 | Harry Rabenhorst |
| 1926-27 | 7 | 9 | .438 | 3 | 5 | .375 | Harry Rabenhorst |
| 1927-28 | 14 | 4 | .778 | 8 | 4 | .667 | Harry Rabenhorst |
| 1928-29 | 8 | 13 | .381 | 5 | 10 | .333 | Harry Rabenhorst |
| 1929-30 | 10 | 11 | .476 | 6 | 8 | .429 | Harry Rabenhorst |
| 1930-31 | 7 | 8 | .467 | 4 | 5 | .444 | Harry Rabenhorst |
| 1931-32 | 11 | 9 | .550 | 9 | 9 | .500 | Harry Rabenhorst |
| 1932-33 | 15 | 8 | .652 | 13 | 7 | .650 | Harry Rabenhorst |
| 1933-34 | 13 | 4 | .765 | 13 | 3 | .813 | Harry Rabenhorst |
| 1934-35 | 14 | 1 | .933 | 12 | 0 | 1.000 | Harry Rabenhorst |
| 1935-36 | 10 | 10 | .500 | 9 | 6 | .600 | Harry Rabenhorst |
| 1936-37 | 13 | 7 | .650 | 7 | 6 | .539 | Harry Rabenhorst |
| 1937-38 | 10 | 10 | .500 | 7 | 6 | .539 | Harry Rabenhorst |
| 1938-39 | 13 | 7 | .650 | 10 | 5 | .667 | Harry Rabenhorst |
| 1939-40 | 10 | 8 | .556 | 8 | 4 | .667 | Harry Rabenhorst |
| 1940-41 | 9 | 9 | .500 | 7 | 5 | .583 | Harry Rabenhorst |
| 1941-42 | 8 | 7 | .533 | 8 | 3 | .727 | Harry Rabenhorst |
| 1942-43 | 18 | 4 | .818 | 11 | 2 | .846 | Dale Morey |
| 1943-44 | 10 | 15 | .400 | 0 | 4 | .000 | Dale Morey |
| 1944-45 | 15 | 9 | .625 | 3 | 3 | .500 | Fatherree-Swanson |
| 1945-46 | 18 | 3 | .857 | 8 | 0 | 1.000 | Harry Rabenhorst |
| 1946-47 | 17 | 4 | .810 | 9 | 2 | .818 | Harry Rabenhorst |
| 1947-48 | 8 | 18 | .308 | 4 | 10 | .286 | Harry Rabenhorst |
| 1948-49 | 15 | 10 | .600 | 7 | 6 | .539 | Harry Rabenhorst |
| 1949-50 | 13 | 12 | .520 | 5 | 8 | .385 | Harry Rabenhorst |
| 1950-51 | 10 | 14 | .417 | 6 | 8 | .429 | Harry Rabenhorst |
| 1951-52 | 17 | 7 | .708 | 9 | 5 | .643 | Harry Rabenhorst |
| 1952-53 | 22 | 3 | .880 | 13 | 0 | 1.000 | Harry Rabenhorst |
| 1953-54 | 20 | 5 | .800 | 14 | 0 | 1.000 | Harry Rabenhorst |
| 1954-55 | 6 | 18 | .250 | 3 | 11 | .214 | Harry Rabenhorst |
| 1955-56 | 7 | 17 | .292 | 5 | 9 | .357 | Harry Rabenhorst |
| 1956-57 | 6 | 19 | .240 | 1 | 13 | .071 | Harry Rabenhorst |
| 1957-58 | 7 | 18 | .280 | 3 | 11 | .214 | Jay McCreary |
| 1958-59 | 10 | 15 | .400 | 2 | 12 | .142 | Jay McCreary |
| 1959-60 | 5 | 18 | .217 | 3 | 11 | .214 | Jay McCreary |
| 1960-61 | 11 | 14 | .440 | 6 | 8 | .429 | Jay McCreary |
| 1961-62 | 13 | 11 | .451 | 7 | 7 | .500 | Jay McCreary |
| 1962-63 | 12 | 12 | .500 | 5 | 9 | .357 | Jay McCreary |
| 1963-64 | 12 | 13 | .480 | 8 | 6 | .571 | Jay McCreary |
| 1964-65 | 12 | 14 | .462 | 7 | 9 | .438 | Jay McCreary |
| 1965-66 | 6 | 20 | .231 | 2 | 14 | .125 | Frank Truitt |
| 1966-67 | 3 | 23 | .115 | 1 | 17 | .056 | Press Maravich |
| 1967-68 | 14 | 12 | .538 | 8 | 10 | .444 | Press Maravich |
| 1968-69 | 13 | 13 | .500 | 7 | 11 | .389 | Press Maravich |
| 1969-70 | 22 | 10 | .688 | 13 | 5 | .722 | Press Maravich |

| SEASON | OVERALL | | | CONFERENCE | | | COACH |
|---------------|-----------------|-------------|----------------|-------------|----|------|----------------|
| | W | L | PCT. | W | L | PCT. | |
| 1970-71 | 14 | 12 | .538 | 10 | 8 | .556 | Press Maravich |
| 1971-72 | 10 | 16 | .385 | 6 | 12 | .333 | Press Maravich |
| 1972-73 | 14 | 10 | .583 | 9 | 9 | .500 | Dale Brown |
| 1973-74 | 12 | 14 | .462 | 6 | 12 | .333 | Dale Brown |
| 1974-75 | 10 | 16 | .385 | 6 | 12 | .333 | Dale Brown |
| 1975-76 | 12 | 14 | .462 | 5 | 13 | .278 | Dale Brown |
| 1976-77 | 15 | 12 | .556 | 8 | 10 | .444 | Dale Brown |
| 1977-78 | 18 | 9 | .667 | 12 | 6 | .667 | Dale Brown |
| 1978-79 | 23 | 6 | .793 | 14 | 4 | .778 | Dale Brown |
| 1979-80 | 26 | 6 | .813 | 14 | 4 | .778 | Dale Brown |
| 1980-81 | 31 | 5 | .861 | 17 | 1 | .944 | Dale Brown |
| 1981-82 | 14 | 14 | .500 | 11 | 7 | .611 | Dale Brown |
| 1982-83 | 19 | 13 | .594 | 10 | 8 | .556 | Dale Brown |
| 1983-84 | 18 | 11 | .621 | 11 | 7 | .611 | Dale Brown |
| 1984-85 | 19 | 10 | .655 | 13 | 5 | .722 | Dale Brown |
| 1985-86 | 26 | 12 | .684 | 9 | 9 | .500 | Dale Brown |
| 1986-87 | 24 | 15 | .615 | 8 | 10 | .444 | Dale Brown |
| 1987-88 | 16 | 14 | .533 | 10 | 8 | .555 | Dale Brown |
| 1988-89 | 20 | 12 | .625 | 11 | 7 | .611 | Dale Brown |
| 1989-90 | 23 | 9 | .719 | 12 | 6 | .667 | Dale Brown |
| 1990-91 | 20 | 10 | .667 | 13 | 5 | .722 | Dale Brown |
| 1991-92 | 21 | 10 | .677 | 12 | 4 | .750 | Dale Brown |
| 1992-93 | 22 | 11 | .667 | 9 | 7 | .562 | Dale Brown |
| 1993-94 | 11 | 16 | .407 | 5 | 11 | .312 | Dale Brown |
| 1994-95 | 12 | 15 | .444 | 6 | 10 | .375 | Dale Brown |
| 1995-96 | 12 | 17 | .414 | 4 | 12 | .250 | Dale Brown |
| 1996-97* | 10 | 20 | .333 | 3 | 13 | .187 | Dale Brown |
| 1997-98 | 9 | 18 | .333 | 2 | 14 | .125 | John Brady |
| 1998-99 | 12 | 15 | .444 | 4 | 12 | .250 | John Brady |
| 1999-00 | 28 | 6 | .823 | 12 | 4 | .750 | John Brady |
| 2000-01 | 13 | 16 | .448 | 2 | 14 | .125 | John Brady |
| 2001-02 | 19 | 15 | .559 | 6 | 10 | .375 | John Brady |
| Totals | 1243-954 | .566 | 630-619 | .504 | | | |

*Record does not reflect five non-conference wins forfeited by the NCAA

MILESTONES

- 1st win** Jan.30,1909,vs.Dixon Academy (35-20) at Covington,La.
- 50th win** 1916 vs.Ole Miss (55-29) at Baton Rouge
- 100th win** Feb. 12,1920,vs.Mercer (33-22) at Macon,Ga.
- 200th win** Jan.14,1929,vs.Louisiana College (32-31) at Pineville,La.
- 300th win** Jan.8,1938,vs.Rice (58-38) at Baton Rouge
- 400th win** Feb. 1,1946,vs.Navy (58-47) at Baton Rouge
- 500th win** Jan.19,1953,vs.Georgia (55-50) at Athens,Ga.
- 600th win** Dec.19,1962,vs.Arkansas (72-70) at Little Rock,Ark.
- 700th win** Feb. 6,1971,vs.Alabama (107-78) at Baton Rouge
- 800th win** Dec.9,1978,vs. Tulane (98-88) at New Orleans,La.
- 900th win** Jan.17,1983,vs.UNC Wilmington (70-55) at Baton Rouge
- 1000th win** Jan.6,1988,vs. Vanderbilt (51-39) at Nashville, Tenn.
- 1100th win** Dec.16,1992,vs.Campbell (93-71) at Baton Rouge
- 1200th win** Feb. 5,2000 vs.Alabama(93-60) at Tuscaloosa,Ala.

Home-Road-Neutral Records/Win Streak

| SEASON | HOME | | | ROAD | | | NEUTRAL | | |
|---------|------|------|-------|------|------|-------|---------|------|-------|
| | WON | LOST | PCT. | WON | LOST | PCT. | WON | LOST | PCT. |
| 1908-09 | 4 | 0 | 1.000 | 1 | 2 | .333 | 0 | 0 | .000 |
| 1909-10 | 3 | 0 | 1.000 | 0 | 1 | .000 | 0 | 0 | .000 |
| 1910-11 | 3 | 0 | 1.000 | 5 | 3 | .625 | 0 | 0 | .000 |
| 1911-12 | 4 | 0 | 1.000 | 0 | 6 | .000 | 0 | 0 | .000 |
| 1912-13 | 2 | 1 | .500 | 0 | 2 | .000 | 0 | 0 | .000 |
| 1913-14 | 4 | 2 | .667 | 3 | 3 | .500 | 0 | 0 | .000 |
| 1914-15 | 8 | 1 | .889 | 2 | 0 | 1.000 | 0 | 0 | .000 |
| 1915-16 | 11 | 4 | .733 | 3 | 6 | .333 | 0 | 0 | .000 |
| 1916-17 | 11 | 0 | 1.000 | 9 | 2 | .818 | 0 | 0 | .000 |
| 1917-18 | 4 | 0 | 1.000 | 8 | 1 | .889 | 0 | 0 | .000 |
| 1918-19 | 1 | 0 | 1.000 | 0 | 0 | .000 | 0 | 0 | .000 |
| 1919-20 | 10 | 0 | 1.000 | 9 | 2 | .818 | 0 | 0 | .000 |
| 1920-21 | 14 | 1 | .933 | 5 | 3 | .625 | 0 | 0 | .000 |
| 1921-22 | 11 | 1 | .917 | 4 | 0 | 1.000 | 0 | 0 | .000 |
| 1922-23 | 9 | 6 | .600 | 1 | 3 | .250 | 0 | 1 | .000 |
| 1923-24 | 4 | 6 | .400 | 4 | 6 | .400 | 0 | 0 | .000 |
| 1924-25 | 7 | 2 | .778 | 3 | 4 | .428 | 0 | 1 | .000 |
| 1925-26 | 6 | 4 | .600 | 3 | 5 | .375 | 0 | 0 | .000 |
| 1926-27 | 6 | 4 | .600 | 1 | 5 | .167 | 0 | 0 | .000 |
| 1927-28 | 10 | 0 | 1.000 | 3 | 3 | .500 | 1 | 1 | .500 |
| 1928-29 | 4 | 4 | .500 | 4 | 8 | .333 | 0 | 1 | .000 |
| 1929-30 | 6 | 2 | .750 | 4 | 8 | .333 | 0 | 1 | .000 |
| 1930-31 | 4 | 5 | .444 | 3 | 2 | .600 | 0 | 1 | .000 |
| 1931-32 | 6 | 4 | .600 | 5 | 4 | .555 | 0 | 1 | .000 |
| 1932-33 | 7 | 1 | .875 | 6 | 6 | .500 | 2 | 1 | .667 |
| 1933-34 | 10 | 0 | 1.000 | 3 | 3 | .500 | 0 | 1 | .500 |
| 1934-35 | 11 | 0 | 1.000 | 2 | 1 | .667 | 1 | 0 | 1.000 |
| 1935-36 | 7 | 3 | .700 | 3 | 5 | .375 | 0 | 2 | .000 |
| 1936-37 | 9 | 1 | .900 | 4 | 5 | .444 | 0 | 1 | .000 |
| 1937-38 | 7 | 7 | .500 | 3 | 3 | .500 | 0 | 0 | .000 |
| 1938-39 | 6 | 2 | .750 | 5 | 4 | .555 | 2 | 1 | .667 |
| 1939-40 | 4 | 5 | .444 | 4 | 2 | .667 | 2 | 1 | .667 |
| 1940-41 | 4 | 3 | .571 | 5 | 5 | .500 | 0 | 1 | .000 |
| 1941-42 | 5 | 4 | .556 | 3 | 2 | .600 | 0 | 1 | .000 |
| 1942-43 | 5 | 1 | .833 | 11 | 3 | .785 | 2 | 0 | 1.000 |
| 1943-44 | 5 | 6 | .455 | 5 | 9 | .357 | 0 | 0 | .000 |
| 1944-45 | 8 | 2 | .800 | 6 | 7 | .462 | 1 | 0 | 1.000 |
| 1945-46 | 9 | 1 | .900 | 6 | 2 | .750 | 3 | 0 | 1.000 |
| 1946-47 | 9 | 0 | 1.000 | 4 | 3 | .571 | 4 | 1 | .800 |
| 1947-48 | 5 | 6 | .454 | 2 | 10 | .167 | 1 | 2 | .333 |
| 1948-49 | 7 | 2 | .778 | 6 | 6 | .500 | 2 | 2 | .500 |
| 1949-50 | 9 | 3 | .750 | 1 | 9 | .100 | 3 | 0 | 1.000 |
| 1950-51 | 5 | 3 | .625 | 3 | 9 | .333 | 2 | 2 | .500 |
| 1951-52 | 11 | 0 | 1.000 | 3 | 7 | .300 | 3 | 0 | 1.000 |
| 1952-53 | 10 | 0 | 1.000 | 8 | 1 | .889 | 4 | 2 | .667 |
| 1953-54 | 13 | 1 | .929 | 6 | 0 | 1.000 | 1 | 4 | .200 |
| 1954-55 | 5 | 6 | .455 | 1 | 12 | .077 | 0 | 0 | .000 |
| 1955-56 | 4 | 7 | .364 | 2 | 9 | .182 | 1 | 1 | .500 |
| 1956-57 | 4 | 8 | .333 | 1 | 10 | .091 | 1 | 1 | .500 |
| 1957-58 | 4 | 8 | .333 | 2 | 8 | .200 | 1 | 2 | .333 |
| 1958-59 | 5 | 7 | .417 | 2 | 8 | .200 | 3 | 0 | 1.000 |
| 1959-60 | 4 | 7 | .364 | 1 | 10 | .091 | 0 | 1 | .000 |
| 1960-61 | 6 | 3 | .667 | 5 | 10 | .333 | 0 | 1 | .000 |
| 1961-62 | 8 | 2 | .800 | 3 | 6 | .333 | 2 | 3 | .400 |
| 1962-63 | 7 | 3 | .700 | 4 | 8 | .333 | 1 | 1 | .500 |
| 1963-64 | 8 | 2 | .800 | 3 | 9 | .250 | 1 | 2 | .333 |
| 1964-65 | 7 | 4 | .636 | 3 | 8 | .273 | 2 | 2 | .500 |
| 1965-66 | 3 | 7 | .300 | 3 | 11 | .214 | 0 | 2 | .000 |
| 1966-67 | 2 | 10 | .167 | 1 | 11 | .083 | 0 | 2 | .000 |
| 1967-68 | 9 | 4 | .692 | 5 | 7 | .416 | 0 | 1 | .000 |
| 1968-69 | 6 | 5 | .546 | 5 | 8 | .384 | 2 | 0 | 1.000 |
| 1969-70 | 10 | 3 | .769 | 9 | 4 | .692 | 3 | 3 | .500 |
| 1970-71 | 7 | 4 | .636 | 5 | 7 | .417 | 2 | 1 | .333 |
| 1971-72 | 8 | 4 | .667 | 2 | 11 | .154 | 0 | 1 | .000 |

| SEASON | HOME | | | ROAD | | | NEUTRAL | | |
|---------------|----------------|-------------|----------------|-------------|----------------|-------------|---------|------|-------|
| | WON | LOST | PCT. | WON | LOST | PCT. | WON | LOST | PCT. |
| 1972-73 | 8 | 4 | .667 | 5 | 6 | .454 | 1 | 0 | 1.000 |
| 1973-74 | 9 | 5 | .643 | 3 | 9 | .250 | 0 | 0 | .000 |
| 1974-75 | 6 | 6 | .500 | 3 | 10 | .231 | 1 | 0 | .000 |
| 1975-76 | 10 | 6 | .625 | 2 | 8 | .200 | 0 | 0 | .000 |
| 1976-77 | 11 | 5 | .688 | 4 | 7 | .364 | 0 | 0 | .000 |
| 1977-78 | 11 | 4 | .730 | 7 | 5 | .580 | 0 | 0 | .000 |
| 1978-79 | 13 | 1 | .929 | 8 | 3 | .727 | 2 | 2 | .500 |
| 1979-80 | 12 | 2 | .857 | 9 | 3 | .750 | 5 | 1 | .833 |
| 1980-81 | 15 | 0 | 1.000 | 10 | 1 | .909 | 6 | 4 | .600 |
| 1981-82 | 9 | 5 | .642 | 4 | 7 | .363 | 1 | 2 | .333 |
| 1982-83 | 11 | 4 | .733 | 7 | 7 | .500 | 1 | 2 | .333 |
| 1983-84 | 12 | 2 | .857 | 5 | 7 | .416 | 1 | 2 | .333 |
| 1984-85 | 13 | 2 | .867 | 6 | 6 | .500 | 0 | 2 | .000 |
| 1985-86 | 13 | 3 | .813 | 11 | 8 | .579 | 2 | 1 | .667 |
| 1986-87 | 10 | 6 | .625 | 5 | 7 | .417 | 9 | 2 | .818 |
| 1987-88 | 12 | 4 | .750 | 4 | 8 | .333 | 0 | 2 | .000 |
| 1988-89 | 12 | 5 | .705 | 6 | 6 | .500 | 2 | 1 | .667 |
| 1989-90 | 17 | 2 | .895 | 4 | 5 | .444 | 2 | 2 | .500 |
| 1990-91 | 15 | 1 | .937 | 5 | 6 | .454 | 0 | 3 | .000 |
| 1991-92 | 13 | 4 | .765 | 6 | 4 | .600 | 2 | 2 | .500 |
| 1992-93 | 15 | 2 | .882 | 3 | 6 | .333 | 4 | 3 | .571 |
| 1993-94 | 10 | 6 | .625 | 2 | 8 | .200 | 0 | 1 | .000 |
| 1994-95 | 9 | 7 | .562 | 3 | 7 | .300 | 0 | 1 | .000 |
| 1995-96 | 11 | 7 | .611 | 1 | 7 | .125 | 0 | 3 | .000 |
| 1996-97* | 9 | 6 | .600 | 0 | 10 | .000 | 1 | 4 | .250 |
| 1997-98 | 8 | 8 | .500 | 1 | 9 | .100 | 0 | 1 | .000 |
| 1998-99 | 12 | 4 | .750 | 0 | 10 | .100 | 0 | 1 | .000 |
| 1999-00 | 15 | 1 | .937 | 5 | 3 | .625 | 8 | 2 | .800 |
| 2000-01 | 9 | 7 | .562 | 2 | 8 | .200 | 2 | 1 | .667 |
| 2001-02 | 12 | 5 | .706 | 4 | 7 | .364 | 3 | 3 | .500 |
| Totals | 766-317 | .707 | 371-536 | .409 | 106-101 | .512 | | | |

*Record does not reflect four home wins and one neutral court win forfeited by the NCAA

PETE MARAVICH ASSEMBLY CENTER WIN STREAKS

- 23**15 games 1980-81 season; First 8 games 1981-82 season
 - 18**Last 8 games 1983-84 season; First 10 games 1984-85 season
 - 18**Last 7 games 1989-90 season; First 11 games 1990-91 season
 - 16**Last 4 games 1991-92 season; First 12 games 1992-93 season
 - 14**Last game 1977-78 season; First 13 games 1978-79 season
 - 14**Last 7 game 1999-00 season; First 7 games 2000-01 season
 - 13**Last 6 games 1972-73 season; First 7 games 1973-74 season
 - 11**Last 2 games 1984-85 season; First 9 games 1985-86 season
 - 11**Last game 2000-2001 season; First 10 games 2001-2002 season
- Present Streak Entering 2002-03 Season: None

OVERALL HOME WINNING STREAKS (ALL SITES)

- 42**Last 3 games 1915-16 season;
11 games 1916-17 season;
4 games 1917-18 season;
1 game 1918-19 season;
10 games 1991-20;
First 13 games 1920-21 season
- 29**Last 6 games 1932-33 season;
10 games 1933-34 season;
11 games 1934-35 season;
First 2 games 1935-36 season
- 25**Last game 1950-51 season;
11 games 1951-52 season;
10 games 1952-53 season;
First 3 games 1953-54 season
- 23**15 games 1980-81 season;
First 8 games 1981 season

Year-by-Year Results

SIAA Era

Coach E. R. Wingard
 1 season • 1909
 5-2 (.714)

1909 RECORD: 5-2,2-0

Coach: E.R. Wingard

| | | | |
|------|-----------------------|---|-------|
| 1-30 | Dixon Academy (A) | W | 35-20 |
| 2- 6 | Miss.State (H) | W | 18-12 |
| 2- 8 | Miss.State (H) | W | 14-10 |
| 2-18 | Baton Rouge H. S. (H) | W | 36-14 |
| 2-26 | YMCA (NO) (A) | L | 11-27 |
| 2-27 | YMCA (NO) (A) | L | 16-37 |
| 3- 6 | Dixon Academy (H) | W | 21-12 |

Coach J. W. Mayhew
 2 seasons • 1910-11
 11-4 (.733)

1910 RECORD: 3-1,2-0

Coach: J. W. Mayhew

| | | | |
|------|---------------|---|-------|
| 2- 4 | Ole Miss (H) | W | 39-14 |
| 2- 5 | Ole Miss (H) | W | 25- 4 |
| 2-26 | YMCA (NO) (A) | L | 11-53 |
| 3- 5 | YMCA (NO) (H) | W | 30-17 |

1911 RECORD: 8-3,6-1

Coach: J. W. Mayhew

| | | | |
|------|---------------------|---|-------|
| 1-26 | Tulane (H) | W | 47- 7 |
| 1-27 | Tulane (H) | W | 26-15 |
| 2- 7 | Miss.State (A) | W | 33-17 |
| 2- 8 | Miss.State (A) | W | 42-12 |
| 2- 9 | Birmingham AC (A) | L | 17-45 |
| 2-10 | Bessemer AC (A) | L | 17-37 |
| 2-11 | Birmingham High (A) | W | 23-21 |
| 2-11 | Birmingham YMCA (A) | W | 23-21 |
| 2-13 | Texas (H) | W | 39-10 |
| 2-17 | Tulane (A) | W | 27-25 |
| 2-18 | Tulane (A) | L | 13-15 |

Coach F. M. Long
 2 seasons • 1912-1913
 6-9 (.400)

1912 RECORD: 4-6,2-3

Coach: F. M. Long

| | | | |
|------|-------------------|---|-------|
| 1-15 | Ole Miss (H) | W | 27-15 |
| 1-16 | Ole Miss (H) | W | 33-11 |
| 2- 5 | YMCA (NO) (A) | L | 24-25 |
| 2- 6 | Miss.State (A) | L | 16-22 |
| 2- 7 | Miss.State (A) | L | 11-21 |
| 2- 8 | Birmingham AC (A) | L | 7-54 |
| 2- 9 | Bessemer AC (A) | L | 20-42 |
| 2-10 | Auburn (A) | L | 15-38 |
| 2-17 | YMCA (NO) (H) | W | 23-19 |
| 2-25 | YMGC (NO) (H) | W | 32- 6 |

1913 RECORD: 2-3,1-3

Coach: F. M. Long

| | | | |
|------|---------------|---|-------|
| 2- 8 | YMGC (NO) (H) | W | 39-11 |
| 2-14 | Tulane (A) | L | 13-15 |
| 2-15 | Tulane (A) | L | 20-26 |
| 2-28 | Tulane (H) | L | 15-16 |
| 3- 1 | Tulane (H) | W | 13-12 |

Coach C. C. Stroud
 6 seasons
 1913-1918, 1919-1920
 82-21 (.796)

1913-14 RECORD: 7-5,0-4

Coach: Dr. C. C. Stroud

| | | | |
|-------|------------------------|---|-------|
| 12-19 | La.College (A) | W | 17-15 |
| 12-22 | Shreveport AC (A) | W | 31-14 |
| 12-23 | Shreveport AC (A) | W | 25-20 |
| 1- 9 | SW Louisiana (H) | W | 44- 7 |
| 1-17 | La.College (H) | W | 27-24 |
| 1-21 | Miss.College (H) | W | 34-13 |
| 1-22 | Miss.College (H) | W | 29-19 |
| 2-13 | Tulane (H) | L | 14-26 |
| 2-14 | Tulane (H) | L | 7-10 |
| 2-19 | St. Paul's (Covington) | L | 15-35 |
| 2-27 | Tulane (A) | L | 12-25 |
| 2-28 | Tulane (A) | L | 6-13 |

1914-15 RECORD: 10-1,3-1

Coach: Dr. C. C. Stroud

| | | | |
|-------|-------------------|---|-------|
| 12-21 | Centenary (A) | W | 38-17 |
| 12-22 | Shreveport AC (A) | W | 21-20 |
| 1-14 | SW Louisiana (H) | W | 29- 6 |
| 1-15 | SW Louisiana (H) | W | 39-16 |
| 2- 6 | YMCA (NO) (H) | W | 55-18 |
| 2-12 | Miss.State (H) | W | 24-12 |

| | | | |
|------|----------------|---|-------|
| 2-13 | Miss.State (H) | L | 14-15 |
| 2-19 | Tulane (H) | W | 28-17 |
| 2-20 | Tulane (H) | W | 39-19 |
| | YMGC (NO) (H) | W | 24-11 |
| | La.College (H) | W | 30- 4 |

1915-16 RECORD: 14-10,6-7

Coach: Dr. C. C. Stroud

| | | | |
|------|-----------------------|---|-------|
| | Jefferson Col.(H) | W | 55-18 |
| | YMCA (NO) (H) | W | 42-26 |
| | SW Louisiana (H) | W | 44-14 |
| | SW Louisiana (H) | W | 69-13 |
| | La.College (H) | W | 14-11 |
| | La.College (H) | W | 20-19 |
| | NW Louisiana (H) | W | 24-23 |
| | Alabama (H) | L | 25-39 |
| | Alabama (H) | L | 25-44 |
| | Miss.State (A) | W | 31-21 |
| | Miss.State (A) | L | 17-23 |
| | YMGC (NO) (H) | W | 39-22 |
| 2-4 | Tulane (H) | L | 21-24 |
| 2-5 | Tulane (H) | L | 18-22 |
| | Alabama (A) | W | 25-18 |
| | Birmingham AC (A) | L | 30-39 |
| | Auburn (A) | L | 23-24 |
| | Columbus AC (Ga.) (A) | L | 21-42 |
| | Atlanta AC (A) | L | 16-64 |
| | Ole Miss (H) | W | 55-29 |
| 2-18 | Tulane (A) | L | 14-26 |
| 2-19 | Tulane (A) | W | 19-16 |
| | Rice (H) | W | 29-21 |
| | Rice (H) | W | 25-17 |

1916-17 RECORD: 20-2,11-0

Coach: Dr. C. C. Stroud

| | | | |
|------|-------------------|---|-------|
| | SW Louisiana (A) | W | 33-20 |
| | SW Louisiana (A) | L | 13-21 |
| | Shreveport AC (A) | W | 19-17 |
| | SW Louisiana (H) | W | 50-13 |
| | YMGC (H) | W | 54-22 |
| | Texas A&M (H) | W | 24-15 |
| | Texas A&M (H) | W | 30-14 |
| | Miss.State (H) | W | 36-28 |
| | Miss.State (H) | W | 38-17 |
| | Shreveport AC (H) | W | 39-24 |
| | Alabama (H) | W | 34- 7 |
| | Millsaps (H) | W | 95- 6 |
| 2-9 | Tulane (A) | W | 37-20 |
| 2-10 | Tulane (A) | W | 27-18 |
| | YMCA (Mobile) (A) | L | 18-37 |
| | Spring Hill (A) | W | 34-24 |
| | Auburn (A) | W | 37-13 |
| | Birmingham AC (A) | W | 37-23 |
| | Alabama (A) | W | 38- 9 |
| | Millsaps (A) | W | 57-11 |
| 2-23 | Tulane (H) | W | 46-27 |
| 2-24 | Tulane (H) | W | 26-20 |

1917-18 RECORD: 12-1,3-0

Coach: Dr. C. C. Stroud

| | | | |
|-------|-------------------|---|-------|
| 12- 2 | NW Louisiana (A) | W | 38-25 |
| 12- 3 | Shreveport AC (A) | W | 51-20 |
| 12-13 | Jefferson Col.(H) | W | 42-18 |
| 1-11 | St.Charles (A) | W | 61-17 |
| 1-11 | SW Louisiana (A) | W | 36- 7 |
| 1-18 | Auburn (H) | W | 43-31 |
| 1-19 | Auburn (H) | W | 34-27 |
| 2- 1 | Navy Res.(NO) (H) | W | 64- 8 |
| 2- 6 | Miss.College (A) | W | 41-24 |
| 2- 6 | Millsaps (A) | W | 66-10 |
| 2- 8 | Birmingham AC (A) | L | 23-33 |
| 2- 8 | Birmingham AC (A) | W | 33-22 |
| 2- 9 | Alabama (A) | W | 28-25 |

Coach R. E. Edmonds
 1 season • 1919
 1-0 (1.000)

1919 RECORD: 1-0,0-0

Coach: R.E.Edmonds

| | | | |
|-----|-------------------|---|-------|
| 2-1 | Jefferson Col.(H) | W | 66-18 |
|-----|-------------------|---|-------|

Coach C. C. Stroud
 6 seasons
 1913-1918, 1919-1920
 82-21 (.796)

1919-20 RECORD: 19-2,8-2

Coach: Dr. C. C. Stroud

| | | | |
|-------|-------------------|---|-------|
| 12-30 | Jefferson Col.(H) | W | 46-15 |
| 12-31 | Jefferson Col.(H) | W | 57-24 |
| 1- 3 | YMGC (NO) (H) | W | 47-19 |
| 1-10 | St.Stanislaus (A) | W | 47-21 |
| | La.College (A) | W | 35-20 |
| 1-24 | Miss.State (H) | W | 27-12 |

| | | | |
|------|-------------------|---|-------|
| 1-30 | La.College (H) | W | 63-19 |
| 1-31 | La.College (H) | W | 39-15 |
| 2- 3 | Spring Hill (H) | W | 64-16 |
| 2- 6 | Tulane (A) | W | 35-19 |
| 2- 7 | Tulane (A) | W | 29-10 |
| 2- 9 | Alabama (A) | W | 30-11 |
| 2-10 | Birmingham AC (A) | W | 28-19 |
| 2-11 | Georgia (A) | L | 15-32 |
| 2-12 | Mercer (A) | W | 33-22 |
| 2-13 | Auburn (A) | L | 21-33 |
| 2-14 | YMCA (Mobile) (A) | W | 26-22 |
| 2-14 | Spring Hill (A) | W | 38- 9 |
| 2-23 | Alabama (H) | W | 44-19 |
| 2-27 | Tulane (H) | W | 37-12 |
| 2-28 | Tulane (H) | W | 37-12 |

SIC Era

Coach Branch Bocock
 1 season • 1921
 19-4 (.826)

1921 RECORD: 19-4,5-2

Coach: Branch Bocock

| | | | |
|------|----------------------|---|-------|
| | SW Louisiana (H) | W | 47-11 |
| 1- 8 | NW Louisiana (H) | W | 29-25 |
| 1-10 | Loyola (NO) (H) | W | 74-12 |
| 1-15 | YMCA (NO) (H) | W | 42-26 |
| 1-25 | Texas A&M (H) | W | 30-28 |
| 1-26 | Texas A&M (H) | W | 31-30 |
| 1-29 | Navy (Pensacola) (H) | W | 54-12 |
| 1-30 | Navy (Pensacola) (H) | W | 51-41 |
| 2- 1 | Spring Hill (H) | W | 31-17 |
| 2- 2 | Spring Hill (H) | W | 29-24 |
| 2- 4 | Tulane (H) | W | 42-27 |
| 2- 5 | Tulane (H) | W | 52-24 |
| 2-11 | SW Louisiana (H) | W | 61- 8 |
| 2-18 | Ole Miss (H) | L | 22-23 |
| 2-19 | Ole Miss (H) | W | 46-13 |
| 2-21 | Texas A&M (A) | W | 24-16 |
| 2-22 | Texas A&M (A) | L | 19-49 |
| 2-23 | Baylor (A) | L | 20-32 |
| 2-24 | Baylor (A) | W | 34-33 |
| 2-25 | YMCA (Houston) (A) | W | 49-19 |
| 2-26 | Rice (A) | W | 35-23 |
| | Tulane (A) | L | 29-31 |
| | Tulane (A) | W | 27-20 |

Coach Frank "Tad" Gormley
 2 seasons • 1922-1923
 25-11 (.694)

1922 RECORD: 15-1,3-1

Coach: Frank "Tad" Gormley

| | | | |
|------|--------------------|---|-------|
| 1-10 | SW Louisiana (H) | W | 41- 8 |
| 1-11 | SW Louisiana (H) | W | 29-17 |
| 1-13 | La.College (H) | W | 52-26 |
| 1-14 | La.College (H) | W | 50-22 |
| 1-20 | NW Louisiana (H) | W | 32-15 |
| 1-21 | NW Louisiana (H) | W | 40- 3 |
| 1-27 | Tulane (A) | W | 18-15 |
| 1-28 | Tulane (A) | W | 26-18 |
| 2- 1 | Spring Hill (H) | W | 27-26 |
| 2- 2 | Spring Hill (H) | W | 16-15 |
| 2-10 | YMCA (Houston) (A) | W | 29-27 |
| 2-11 | YMCA (Houston) (A) | W | 28-22 |
| 2-15 | Miss.College (H) | W | 29-20 |
| 2-16 | Miss.College (H) | W | 26-18 |
| 2-20 | Tulane (H) | L | 23-39 |
| 2-21 | Tulane (H) | W | 34-19 |

1922-23 RECORD: 10-10,0-6

Coach: Frank "Tad" Gormley

| | | | |
|------|------------------|---|-------|
| | La.College (H) | W | 23-22 |
| | La.College (H) | W | 33-22 |
| | Stanocolas (H) | L | 17-35 |
| | Miss.State (H) | L | 25-36 |
| | Miss.State (H) | L | 20-35 |
| | SW Louisiana (H) | W | 25-22 |
| | Miss.College (H) | W | 27-17 |
| | Miss.College (H) | W | 19-14 |
| | Spring Hill (H) | L | 21-23 |
| | Spring Hill (H) | W | 36-20 |
| | Millsaps (H) | W | 32-10 |
| | Millsaps (H) | W | 34-23 |
| 2- 9 | Tulane (H) | L | 24-33 |
| 2-10 | Tulane (H) | L | 18-28 |
| 2-16 | Tulane (A) | L | 23-40 |
| 2-17 | Tulane (A) | L | 11-34 |
| | Stanocolas (H) | W | 46-20 |
| | Spring Hill (A) | L | 24-26 |
| | Spring Hill (A) | W | 20-18 |

SIC Tourn.-Atlanta, Ga.

| | | | |
|--|----------------|---|-------|
| | Vanderbilt (N) | L | 10-36 |
|--|----------------|---|-------|

Coach "Moon" Ducote
 1 season • 1924
 8-12 (.400)

1924 RECORD: 8-12,0-7

| | | | |
|----------------------|-------------------|---|-------|
| Coach: "Moon" Ducote | | | |
| 1-7 | NW Louisiana (H) | L | 18-26 |
| 1-8 | NW Louisiana (H) | L | 19-33 |
| 1-19 | SW Louisiana (H) | L | 12-15 |
| 1-21 | SW Louisiana (H) | L | 14-26 |
| 1-24 | Loyola (NO) | W | 27-20 |
| 1-25 | Loyola (NO) | W | 17-15 |
| 2-1 | Spring Hill (H) | W | 40-23 |
| 2-2 | Spring Hill (H) | W | 22-13 |
| 2-8 | Tulane (H) | L | 21-41 |
| 2-9 | Tulane (H) | L | 29-38 |
| 2-11 | McGowan-Lyons (A) | L | 22-28 |
| 2-12 | Alabama (A) | L | 8-44 |
| 2-13 | Miss.State (A) | L | 29-34 |
| 2-14 | Miss.State (A) | L | 34-54 |
| 2-15 | Spring Hill (A) | W | 29-25 |
| 2-16 | Spring Hill (A) | W | 32-16 |
| 2-22 | Tulane (A) | L | 13-39 |
| 2-23 | Tulane (A) | L | 26-30 |
| 2-25 | Loyola (NO) (A) | W | 34-28 |
| 2-26 | Loyola (NO) (A) | W | 37-4 |

Coach H. E. "Gob" Wilson
 1 season • 1925
 10-7 (.588)

1925 RECORD: 10-7,1-4

| | | | |
|--------------------------|------------------|---|-------|
| Coach: H.E. "Gob" Wilson | | | |
| 1-9 | SW Louisiana (H) | W | 30-19 |
| 1-10 | SW Louisiana (H) | W | 22-17 |
| 1-14 | La.College (A) | W | 23-17 |
| 1-15 | La.College (A) | L | 20-27 |
| 1-16 | NW Louisiana (A) | L | 25-29 |
| 1-17 | NW Louisiana (A) | W | 35-24 |
| 1-21 | Loyola (NO) (H) | W | 30-13 |
| 1-22 | Loyola (NO) (H) | W | 32-18 |
| 1-28 | La.College (H) | W | 39-36 |
| 1-29 | La.College (H) | W | 32-31 |
| 2-3 | Miss.State (H) | W | 24-17 |
| 2-6 | Tulane (A) | L | 15-42 |
| 2-7 | Tulane (A) | L | 15-43 |
| 2-20 | Tulane (H) | L | 24-35 |
| 2-21 | Tulane (H) | L | 23-26 |

SIC Tour.-Atlanta, Ga.

| | | | |
|------|--------------------|---|-------|
| 2-28 | North Carolina (N) | L | 21-35 |
| 3-3 | Loyola (NO) (A) | W | 26-15 |

Coach Harry Rabenhorst
 29 seasons
 1926-42, 1945-57
 340-264 (.563)

1926 RECORD: 9-9,4-5

| | | | |
|-------------------------|-------------------|---|-------|
| Coach: Harry Rabenhorst | | | |
| 1-6 | YMCA (BR) (H) | W | 37-25 |
| 1-8 | SW Louisiana (A) | W | 25-13 |
| 1-9 | SW Louisiana (A) | W | 31-29 |
| 1-11 | La.College (H) | W | 39-28 |
| 1-12 | La.College (H) | W | 44-22 |
| 1-15 | Ole Miss (H) | W | 27-24 |
| 1-16 | Ole Miss (H) | L | 19-43 |
| 1-22 | Vanderbilt (H) | W | 24-23 |
| 1-25 | Alabama (A) | L | 15-26 |
| 1-26 | Alabama (A) | W | 28-22 |
| 1-27 | St.Stanislaus (A) | L | 19-38 |
| 1-28 | St.Stanislaus (A) | L | 21-27 |
| 2-5 | Tulane (H) | W | 30-23 |
| 2-6 | Tulane (H) | L | 23-24 |
| 2-12 | NW Louisiana (H) | L | 27-35 |
| 2-13 | NW Louisiana (H) | L | 21-23 |
| 2-19 | Tulane (A) | L | 29-32 |
| 2-20 | Tulane (A) | L | 13-22 |

1927 RECORD: 7-9,3-5

| | | | |
|-------------------------|------------------|---|-------|
| Coach: Harry Rabenhorst | | | |
| 1-8 | Sewanee (H) | W | 26-23 |
| 1-14 | Ole Miss (H) | L | 16-36 |
| 1-15 | Ole Miss (H) | W | 22-21 |
| 1-21 | La.College (A) | L | 19-35 |
| 1-22 | La.College (A) | W | 23-20 |
| 1-28 | Loyola (NO) (H) | L | 15-16 |
| 1-29 | Loyola (NO) (H) | W | 42-18 |
| 2-4 | Tulane (A) | L | 20-27 |
| 2-5 | Tulane (A) | L | 9-36 |
| 2-10 | Georgia Tech (H) | W | 29-27 |
| 2-11 | Loyola (NO) (A) | L | 26-41 |
| 2-12 | Loyola (NO) (A) | L | 19-27 |
| 2-18 | Tulane (H) | L | 20-25 |
| 2-19 | Tulane (H) | L | 20-23 |

| | | | |
|------|------------------|---|-------|
| 2-21 | SW Louisiana (H) | W | 34-22 |
| 2-22 | SW Louisiana (H) | W | 29-12 |

1928 RECORD: 14-4, 7-3

| | | | |
|-------------------------|--------------------|---|-------|
| Coach: Harry Rabenhorst | | | |
| 1-6 | SW Louisiana (H) | W | 40-17 |
| 1-7 | SW Louisiana (H) | W | 36-17 |
| 1-13 | Ole Miss (H) | W | 20-17 |
| 1-14 | Ole Miss (H) | W | 36-25 |
| 1-25 | Ole Miss (A) | L | 23-33 |
| 1-26 | Ole Miss (A) | W | 34-33 |
| 1-27 | Miss.State (A) | L | 26-46 |
| 1-28 | Miss.State (A) | L | 23-29 |
| 1-30 | Louisiana Tech (H) | W | 40-23 |
| 1-31 | Louisiana Tech (H) | W | 37-28 |
| 2-3 | Tulane (H) | W | 47-13 |
| 2-4 | Tulane (H) | W | 41-18 |
| 2-10 | La.College (H) | W | 47-17 |
| 2-11 | La.College (H) | W | 47-22 |
| 2-17 | Tulane (A) | W | 36-20 |
| 2-18 | Tulane (A) | W | 39-25 |

SIC Tour.-Atlanta, Ga.

| | | | |
|--|--------------------|---|-------|
| | North Carolina (N) | W | 44-38 |
| | Ole Miss (N) | L | 28-55 |

1929 RECORD: 8-13, 5-9

| | | | |
|-------------------------|------------------|---|-------|
| Coach: Harry Rabenhorst | | | |
| 1-7 | SW Louisiana (H) | W | 23-17 |
| 1-8 | SW Louisiana (H) | W | 29-22 |
| 1-11 | Ole Miss (H) | L | 21-42 |
| 1-12 | Ole Miss (H) | L | 17-34 |
| 1-14 | La.College (A) | W | 32-31 |
| 1-15 | La.College (A) | L | 43-44 |
| 1-18 | Ole Miss (A) | L | 24-28 |
| 1-19 | Ole Miss (A) | L | 25-30 |
| | Auburn (A) | W | 45-28 |
| | Auburn (A) | W | 65-28 |
| | Alabama (A) | L | 16-38 |
| | Alabama (A) | L | 28-37 |
| 2-4 | Miss.State (H) | L | 16-26 |
| 2-5 | Miss.State (H) | W | 39-29 |
| 2-11 | SW Louisiana (A) | L | 34-36 |
| 2-12 | SW Louisiana (A) | L | 23-25 |
| 2-15 | Tulane (A) | L | 37-40 |
| 2-16 | Tulane (A) | W | 28-21 |
| 2-22 | Tulane (H) | W | 37-35 |
| 2-23 | Tulane (H) | L | 32-33 |

SIC Tour.-Atlanta, Ga.

| | | | |
|--|----------------------|---|-------|
| | Washington & Lee (N) | L | 22-32 |
|--|----------------------|---|-------|

1930 RECORD: 10-11,6-7

| | | | |
|-------------------------|-----------------------|---|-------|
| Coach: Harry Rabenhorst | | | |
| 1-3 | La.College (A) | L | 41-53 |
| 1-4 | La.College (A) | L | 15-55 |
| 1-9 | Miss.College (A) | L | 24-27 |
| 1-10 | Ole Miss (A) | L | 27-31 |
| 1-11 | Ole Miss (A) | W | 31-21 |
| 1-17 | Ole Miss (H) | L | 24-47 |
| 1-18 | Ole Miss (H) | L | 29-32 |
| 1-24 | Louisiana Tech (A) | W | 37-31 |
| 1-25 | Louisiana Tech (A) | W | 42-27 |
| 2-1 | Miss.State (Meridian) | W | 32-24 |
| 2-3 | Alabama (A) | L | 20-37 |
| 2-4 | Alabama (A) | L | 22-28 |
| 2-7 | Auburn (H) | W | 44-27 |
| 2-8 | Auburn (H) | W | 49-45 |
| 2-10 | Spring Hill (H) | W | 53-17 |
| 2-11 | Spring Hill (H) | W | 52-14 |
| 2-14 | Tulane (H) | W | 35-30 |
| 2-15 | Tulane (H) | W | 24-15 |
| 2-21 | Tulane (A) | L | 25-27 |
| 2-22 | Tulane (A) | L | 27-30 |

SIC Tour.-Atlanta, Ga.

| | | | |
|-----|----------|---|-------|
| 3-3 | Duke (N) | L | 34-43 |
|-----|----------|---|-------|

1931 RECORD: 7-8,4-4

| | | | |
|-------------------------|--------------------|---|-------|
| Coach: Harry Rabenhorst | | | |
| 1-10 | New Orleans AC (H) | L | 35-41 |
| 1-13 | Miss.College (A) | W | 46-34 |
| 1-15 | Ole Miss (A) | W | 26-24 |
| 1-16 | Ole Miss (A) | L | 29-30 |
| 1-22 | Alabama (H) | L | 26-40 |
| 1-23 | Alabama (H) | L | 28-37 |
| 1-30 | SW Louisiana (H) | L | 26-40 |
| 1-31 | SW Louisiana (H) | L | 29-34 |
| 2-6 | Southern Miss.(H) | W | 46-35 |
| 2-7 | Southern Miss.(H) | W | 47-31 |
| 2-13 | Tulane (A) | L | 23-38 |
| 2-14 | Tulane (A) | W | 39-31 |
| 2-20 | Tulane (H) | W | 49-30 |
| 2-21 | Tulane (H) | W | 48-27 |

SIC Tour.-Atlanta, Ga.

| | | | |
|------|--------------|---|-------|
| 2-23 | Maryland (N) | L | 34-37 |
|------|--------------|---|-------|

1932 RECORD: 11-9,8-8

| | | | |
|-------------------------|------------------|---|-------|
| Coach: Harry Rabenhorst | | | |
| 1-8 | SW Louisiana (H) | W | 44-23 |
| 1-9 | SW Louisiana (H) | W | 50-35 |
| 1-15 | Ole Miss (A) | W | 37-34 |
| 1-16 | Ole Miss (A) | L | 22-24 |
| 1-18 | Miss.State (H) | L | 28-29 |
| 1-19 | Miss.State (H) | W | 40-15 |
| 1-22 | Alabama (A) | L | 25-34 |
| 1-23 | Alabama (A) | L | 25-37 |
| 1-25 | Miss.State (A) | W | 30-26 |
| 1-26 | Miss.State (A) | W | 33-29 |
| 1-29 | Ole Miss (H) | W | 55-53 |
| 1-30 | Ole Miss (H) | L | 33-35 |
| 2-8 | Auburn (H) | L | 34-48 |
| 2-9 | Auburn (H) | L | 30-34 |
| 2-11 | Tulane (H) | W | 32-25 |
| 2-12 | Tulane (H) | W | 34-22 |
| 2-19 | Tulane (A) | W | 29-26 |
| 2-20 | Tulane (A) | L | 29-33 |

SIC Tour.-Atlanta, Ga.

| | | | |
|------|------------------|---|-------|
| 2-26 | Georgia Tech (A) | W | 36-33 |
| 2-27 | Auburn (N) | L | 22-30 |

SEC Era

1933 RECORD: 15-8,13-7

| | | | |
|-------------------------|----------------|---|-------|
| Coach: Harry Rabenhorst | | | |
| 1-4 | Alabama (H) | W | 32-27 |
| 1-5 | Alabama (H) | L | 36-40 |
| 1-11 | Miss.State (A) | W | 32-28 |
| 1-12 | Miss.State (A) | W | 49-26 |
| 1-13 | Ole Miss (A) | L | 37-40 |
| 1-14 | Ole Miss (A) | L | 32-34 |
| 1-17 | Miss.State (H) | W | 45-40 |
| 1-18 | Miss.State (H) | W | 37-33 |
| 1-20 | Sewanee (A) | W | 50-30 |
| 1-21 | Sewanee (A) | W | 57-45 |
| 1-23 | Vanderbilt (A) | L | 34-54 |
| 1-24 | Vanderbilt (A) | L | 26-52 |
| 1-25 | Auburn (A) | W | 26-25 |
| 1-26 | Auburn (A) | L | 24-25 |
| 2-10 | Tulane (A) | L | 31-44 |
| 2-11 | Tulane (A) | W | 46-28 |
| 2-13 | Ole Miss (H) | W | 53-33 |
| 2-14 | Ole Miss (H) | W | 50-33 |
| 2-17 | Tulane (H) | W | 50-38 |
| 2-18 | Tulane (H) | W | 51-37 |

SEC Tour.-Atlanta, Ga.

| | | | |
|------|---------------|---|-------|
| 2-20 | Auburn (N) | W | 57-33 |
| 2-21 | Tennessee (N) | W | 55-43 |
| 2-22 | Kentucky (N) | L | 38-51 |

1934 RECORD: 13-4,13-3

| | | | |
|-------------------------|----------------|---|-------|
| Coach: Harry Rabenhorst | | | |
| 1-5 | Sewanee (H) | W | 80-20 |
| 1-6 | Sewanee (H) | W | 60-9 |
| 1-9 | Miss.State (A) | L | 46-47 |
| 1-10 | Miss.State (A) | W | 48-23 |
| 1-12 | Alabama (A) | L | 33-36 |
| 1-13 | Alabama (A) | L | 29-37 |
| 1-19 | Tulane (H) | W | 29-25 |
| 1-20 | Tulane (H) | W | 48-26 |
| 2-5 | Auburn (H) | W | 40-17 |
| 2-6 | Auburn (H) | W | 38-16 |
| 2-8 | Miss.State (H) | W | 54-39 |
| 2-9 | Miss.State (H) | W | 61-30 |
| 2-12 | Ole Miss (H) | W | 52-33 |
| 2-13 | Ole Miss (H) | W | 49-39 |
| 2-16 | Tulane (A) | W | 43-22 |
| 2-17 | Tulane (A) | W | 36-21 |

SEC Tour.-Atlanta, Ga.

| | | | |
|-----|---------------|---|-------|
| 3-3 | Tennessee (N) | L | 35-42 |
|-----|---------------|---|-------|

**SEC Champion
 National Champion**

1935 RECORD: 14-1,12-0

| | | | |
|-------------------------|------------------|---|-------|
| Coach: Harry Rabenhorst | | | |
| 12-18 | SW Louisiana (H) | W | 54-30 |
| 1-7 | Alabama (H) | W | 34-32 |
| 1-8 | Alabama (H) | W | 41-39 |
| 1-19 | Rice (A) | L | 47-56 |
| 2-4 | Ole Miss (H) | W | 47-32 |
| 2-5 | Ole Miss (H) | W | 47-33 |
| 2-8 | Tulane (A) | W | 34-16 |
| 2-9 | Tulane (A) | W | 35-24 |
| 2-13 | Miss.State (H) | W | 67-32 |
| 2-14 | Miss.State (H) | W | 46-39 |
| 2-15 | Vanderbilt (H) | W | 56-41 |
| 2-16 | Vanderbilt (H) | W | 40-31 |

Year-by-Year Results

| | | | |
|----------------------------------|----------------|---|-------|
| 2-22 | Tulane (H) | W | 65-20 |
| 2-23 | Tulane (H) | W | 64-23 |
| American Legion Bowl | | | |
| National Championship | | | |
| Atlantic City, New Jersey | | | |
| 4-13 | Pittsburgh (N) | W | 41-37 |

1935-36 RECORD: 10-10,9-6

| | | | |
|---------------------------------------|--------------------|---|-------|
| Coach: Harry Rabenhorst | | | |
| 12-18 | SW Louisiana (H) | W | 43-28 |
| 12-23 | Georgia (H) | W | 46-34 |
| Sugar Bowl Classic-New Orleans | | | |
| 1-2 | Pittsburgh (N-SBC) | L | 47-52 |
| 1-10 | Alabama (A) | L | 25-37 |
| 1-11 | Alabama (A) | L | 34-43 |
| 1-13 | Miss.State (A) | L | 38-49 |
| 1-14 | Miss.State (A) | W | 32-30 |
| 1-23 | Rice (H) | L | 38-42 |
| 1-24 | Rice (H) | L | 30-38 |
| 1-31 | Ole Miss (H) | W | 54-37 |
| 2-1 | Ole Miss (H) | L | 46-51 |
| 2-7 | Tulane (H) | W | 52-27 |
| 2-8 | Tulane (H) | W | 49-26 |
| 2-10 | Miss.State (H) | W | 43-37 |
| 2-11 | Miss.State (H) | W | 45-40 |
| 2-14 | Ole Miss (A) | L | 47-59 |
| 2-15 | Ole Miss (A) | L | 51-69 |
| 2-21 | Tulane (A) | W | 50-30 |
| 2-22 | Tulane (A) | W | 46-22 |
| SEC Tourn.-Knoxville, Tenn. | | | |
| 2-28 | Alabama (N) | L | 30-52 |

1936-37 RECORD: 13-7,7-6

| | | | |
|------------------------------------|--------------------|---|-------|
| Coach: Harry Rabenhorst | | | |
| 12-16 | SW Louisiana (H) | W | 44-19 |
| 1-6 | Alabama (H) | W | 43-33 |
| 1-7 | Alabama (H) | W | 47-27 |
| 1-8 | Rice (A) | W | 32-29 |
| 1-9 | Rice (A) | W | 38-37 |
| 1-13 | Ole Miss (A) | L | 47-50 |
| 1-14 | Ole Miss (A) | L | 27-40 |
| 1-16 | Miss.State (A) | L | 36-53 |
| 1-20 | Louisiana Tech (H) | W | 54-24 |
| 1-21 | Louisiana Tech (H) | W | 35-34 |
| 2-1 | Auburn (A) | L | 24-37 |
| 2-2 | Auburn (A) | W | 54-34 |
| 2-5 | Tulane (H) | W | 42-31 |
| 2-6 | Tulane (H) | W | 46-42 |
| 2-12 | Loyola (NO) (H) | W | 46-31 |
| 2-15 | Miss.State (H) | W | 42-41 |
| 2-16 | Miss.State (H) | L | 38-39 |
| 2-19 | Tulane (A) | W | 37-31 |
| 2-20 | Tulane (A) | L | 32-52 |
| SEC Tourn.-Knoxville, Tenn. | | | |
| 2-26 | Kentucky (N) | L | 37-57 |

1937-38 RECORD: 10-10,7-6

| | | | |
|-------------------------------|-------------------|---|-------|
| Coach: Harry Rabenhorst | | | |
| 12-13 | SW Louisiana (H) | W | 31-26 |
| 12-16 | S. California (H) | L | 38-54 |
| 12-17 | S. California (H) | L | 26-50 |
| 1-7 | Rice (H) | L | 38-45 |
| 1-8 | Rice (H) | W | 58-38 |
| 1-14 | Ole Miss (H) | L | 48-59 |
| 1-15 | Ole Miss (H) | L | 44-47 |
| 1-31 | Miss.State (H) | W | 38-33 |
| 2-1 | Miss.State (H) | W | 31-22 |
| 2-4 | Georgia Tech (H) | W | 47-35 |
| 2-7 | Alabama (A) | L | 33-41 |
| 2-8 | Alabama (A) | L | 32-33 |
| 2-14 | Miss.State (A) | W | 66-44 |
| 2-15 | Miss.State (A) | L | 46-63 |
| 2-18 | Tulane (A) | W | 44-42 |
| 2-19 | Tulane (A) | W | 31-27 |
| 2-25 | Tulane (H) | W | 42-31 |
| 2-26 | Tulane (H) | L | 39-41 |
| SEC Tourn.-Baton Rouge | | | |
| 3-3 | Auburn (H) | W | 60-34 |
| 3-4 | Ole Miss (H) | L | 41-68 |

1938-39 RECORD: 13-7,10-5

| | | | |
|-------------------------|------------------|---|-------|
| Coach: Harry Rabenhorst | | | |
| 12-14 | Rice (A) | L | 32-34 |
| 12-15 | Rice (A) | W | 30-27 |
| 1-6 | Alabama (H) | W | 33-29 |
| 1-7 | Alabama (H) | L | 30-39 |
| 1-9 | Ole Miss (A) | W | 42-41 |
| 1-10 | Ole Miss (A) | W | 42-34 |
| 1-30 | Miss.State (A) | W | 48-32 |
| 1-31 | Miss.State (A) | L | 29-31 |
| 2-3 | Miss.State (H) | W | 47-45 |
| 2-4 | Miss.State (H) | W | 54-33 |
| 2-9 | Georgia Tech (A) | L | 35-37 |
| 2-13 | Ole Miss (H) | W | 50-48 |

| | | | |
|------------------------------------|--------------|---|-------|
| 2-14 | Ole Miss (H) | W | 59-18 |
| 2-17 | Tulane (H) | W | 36-33 |
| 2-18 | Tulane (H) | L | 33-36 |
| 2-23 | Tulane (A) | L | 30-36 |
| 2-24 | Tulane (A) | W | 41-31 |
| SEC Tourn.-Knoxville, Tenn. | | | |
| 3-2 | Sewanee (N) | W | 55-35 |
| 3-2 | Georgia (N) | W | 50-28 |
| 3-3 | Kentucky (N) | L | 34-53 |

1939-40 RECORD: 10-8,8-4

| | | | |
|------------------------------------|------------------------|---|-------|
| Coach: Harry Rabenhorst | | | |
| 12-18 | Rice (H) | L | 39-56 |
| 12-19 | Rice (H) | L | 51-61 |
| 1-5 | Auburn (H) | W | 50-39 |
| 1-6 | Auburn (H) | L | 26-42 |
| 1-12 | Ole Miss (A) | W | 51-47 |
| 1-13 | Miss.State (A) | L | 37-49 |
| 1-15 | Alabama (A) | W | 33-28 |
| 1-29 | Miss.State (H) | W | 55-42 |
| 2-2 | Georgia Tech (H) | L | 33-34 |
| 2-5 | DePaul (A) | L | 28-53 |
| 2-7 | SW College (Tenn.) (N) | W | 61-41 |
| 2-10 | Ole Miss (H) | L | 33-45 |
| 2-15 | Tulane (A) | W | 34-31 |
| 2-16 | Tulane (A) | W | 35-29 |
| 2-22 | Tulane (H) | W | 42-39 |
| 2-23 | Tulane (H) | W | 40-39 |
| SEC Tourn.-Knoxville, Tenn. | | | |
| 2-29 | Tulane (N) | W | 57-44 |
| 2-29 | Alabama (N) | L | 25-51 |

1940-41 RECORD: 9-9,7-5

| | | | |
|-----------------------------------|----------------------|---|-------|
| Coach: Harry Rabenhorst | | | |
| 12-10 | SW Louisiana (H) | L | 30-39 |
| 12-16 | Bogalusa (H) | W | 52-43 |
| | Rice (A) | L | 48-60 |
| | Rice (A) | L | 33-54 |
| | Baytown (Humble) (A) | W | 54-44 |
| 1-6 | Alabama (H) | W | 37-28 |
| 1-10 | Ole Miss (A) | W | 56-32 |
| 1-11 | Miss.State (A) | L | 26-35 |
| 1-13 | Alabama (A) | L | 32-36 |
| 2-5 | Ole Miss (H) | W | 67-39 |
| 2-8 | Miss.State (H) | W | 39-37 |
| 2-10 | Georgia Tech (A) | W | 43-41 |
| 2-11 | Auburn (A) | L | 49-50 |
| 2-14 | Tulane (H) | L | 44-55 |
| 2-15 | Tulane (H) | L | 35-39 |
| 2-20 | Tulane (A) | W | 59-44 |
| 2-21 | Tulane (A) | W | 40-37 |
| SEC Tourn.-Louisville, Ky. | | | |
| 2-27 | Vanderbilt (N) | L | 49-63 |

1941-42 RECORD: 8-7,8-3

| | | | |
|-----------------------------------|------------------|---|-------|
| Coach: Harry Rabenhorst | | | |
| 12-12 | Rice (H) | L | 42-54 |
| 12-13 | Rice (H) | L | 37-50 |
| 12-18 | Texas A&M (H) | L | 41-56 |
| 1-6 | Ole Miss (A) | W | 56-35 |
| 1-10 | Miss.State (A) | L | 41-43 |
| 1-12 | Alabama (A) | L | 28-40 |
| 1-17 | Ole Miss (H) | L | 42-51 |
| 1-24 | Miss.State (H) | W | 51-40 |
| 2-6 | Georgia Tech (H) | W | 54-41 |
| 2-12 | Tulane (H) | W | 51-46 |
| 2-13 | Tulane (H) | W | 50-49 |
| 2-17 | Auburn (H) | W | 63-49 |
| 2-19 | Tulane (A) | W | 48-44 |
| 2-20 | Tulane (A) | W | 31-21 |
| SEC Tourn.-Louisville, Ky. | | | |
| 2-27 | Alabama (N) (ot) | L | 31-45 |

Coach Dale Morey
2 seasons • 1942-1944
28-19 (.596)

1942-43 RECORD: 18-4,11-2

| | | | |
|-------------------|---------------------|---|--------|
| Coach: Dale Morey | | | |
| | Harding Field (H) | W | 92-42 |
| | Rice (A) | L | 26-56 |
| | Rice (A) | W | 62-60 |
| | Orange Ind.(A) | W | 49-23 |
| | Ole Miss (H) | W | 54-34 |
| 1-8 | Miss.State (H) | L | 40-48 |
| | Alabama (A) | W | 32-29 |
| | Alabama (A) | W | 36-32 |
| | Ole Miss (A) | W | 51-39 |
| | Miss.State (A) | W | 61-40 |
| | Camp Livingston (H) | W | 101-50 |
| | Georgia (A) | W | 54-39 |
| | Georgia Navy (A) | W | 50-34 |
| | Georgia Tech (A) | L | 44-45 |
| | Auburn (A) | W | 62-37 |
| 2-1 | Tulane (A) | W | 91-57 |

| | | | |
|-----------------------------------|---------------|---|-------|
| 2-2 | Tulane (A) | W | 59-57 |
| 2-19 | Tulane (H) | W | 35-34 |
| 2-20 | Tulane (H) | W | 46-40 |
| SEC Tourn.-Louisville, Ky. | | | |
| 2-25 | Auburn (N) | W | 67-38 |
| 2-26 | Alabama (N) | W | 47-41 |
| 2-27 | Tennessee (N) | L | 38-52 |

1943-44 RECORD: 10-15,0-4

| | | | |
|-----------------------------------|---------------------|---|-------|
| Coach: Dale Morey | | | |
| 12-20 | Harding Field (A) | W | 54-29 |
| 1-8 | Alexandria AB (H) | L | 24-28 |
| 1-12 | Camp Van Dorn (H) | W | 51-15 |
| 1-14 | Houma Navy (H) | W | 43-31 |
| 1-19 | Keesler Field (A) | L | 38-56 |
| 1-20 | Gulfport Field (A) | L | 40-44 |
| 1-21 | Pensacola Navy (A) | L | 30-69 |
| 1-22 | Pensacola Navy (A) | L | 37-60 |
| 1-26 | Harding Field (H) | L | 48-50 |
| 1-28 | Barksdale AFB (H) | L | 44-47 |
| 2-1 | LSU ASTU (H) | W | 37-25 |
| 2-3 | Houma Navy (A) | W | 36-27 |
| 2-5 | Bergstrom Field (H) | W | 53-46 |
| 2-8 | Camp Van Dorn (A) | W | 42-38 |
| 2-9 | Tulane (H) | L | 42-43 |
| 2-10 | Tulane (H) | L | 37-38 |
| 2-11 | Alexandria AB (A) | W | 42-29 |
| 2-12 | Selman Field (A) | L | 34-36 |
| 2-14 | Barksdale AFB (A) | W | 46-41 |
| 2-16 | Tulane (A) | L | 39-41 |
| 2-17 | Tulane (A) | L | 44-66 |
| 2-19 | SW Louisiana (H) | L | 40-62 |
| 2-21 | SW Louisiana (H) | L | 37-60 |
| 2-25 | LSU ASTU (H) | W | 65-45 |
| SEC Tourn.-Louisville, Ky. | | | |
| 3-3 | Kentucky (A) | L | 28-55 |

Coach Jesse Fatherree, A. L. Swanson
1 season • 1944-45
Fatherree 11-7 (.611)
Swanson 4-2 (.667)

1944-45 RECORD: 15-9,3-3

| | | | |
|---------------------------------------|-------------------------|---|-------|
| Coaches: Jesse Fatherree,A.L.Swanson | | | |
| | Alexandria AB (A) | L | 31-55 |
| 1-5 | Alexandria AB (H) | L | 54-63 |
| 1-6 | SW Louisiana (H) | W | 44-42 |
| 1-8 | Keesler Field (A) | L | 53-60 |
| 1-9 | Gulfport Navy (A) | L | 41-73 |
| 1-13 | Camp Polk (H) | W | 56-44 |
| 1-15 | Miss.State (A) | L | 39-47 |
| 1-16 | Jackson AFB (A) | W | 50-32 |
| 1-17 | Louisiana Tech (A) | W | 43-38 |
| 1-20 | DuPont-Ethyl (H) | W | 82-52 |
| 1-24 | SW Louisiana (A) | W | 59-44 |
| 1-29 | Miss.State (H) | W | 62-27 |
| 2-1 | Tulane (A) | L | 43-45 |
| 2-2 | Tulane (A) | L | 32-44 |
| 2-5 | Keesler Field (H) | W | 60-57 |
| 2-7 | Louisiana Tech (H) | W | 83-56 |
| 2-9 | Tulane (H) | W | 50-44 |
| 2-10 | Tulane (H) | W | 61-55 |
| 2-14 | Hammond Air Base (A) | W | 66-36 |
| 2-17 | Algiers Navy (H) | W | 84-69 |
| 2-20 | Gulfport Navy (H) | L | 62-84 |
| 2-23 | NW Louisiana (N-S'port) | W | 44-40 |
| 2-24 | NW Louisiana (A) | W | 70-34 |
| SEC Tournament-Louisville, Ky. | | | |
| | Kentucky (A) | L | 37-63 |

Coach Harry Rabenhorst
29 seasons • 1926-42,1945-57
340-264 (.563)

1945-46 RECORD: 18-3,8-0

| | | | |
|-----------------------------------|--------------------|---|-------|
| Coach: Harry Rabenhorst | | | |
| 12-12 | Texas A&M (H) | W | 51-50 |
| 12-17 | Keesler Field (A) | L | 58-69 |
| 12-18 | Keesler Field (A) | W | 78-61 |
| 12-19 | Pensacola Navy (A) | W | 66-58 |
| 1-4 | Selman Field (H) | W | 63-50 |
| 1-9 | Keesler Field (H) | W | 56-39 |
| 1-11 | Miss.State (A) | W | 54-30 |
| 1-12 | Ole Miss (A) | W | 53-23 |
| 1-14 | Alabama (A) | W | 48-26 |
| 2-1 | Navy (NO) (H) | W | 58-47 |
| 2-4 | Ole Miss (H) | W | 60-35 |
| 2-8 | Miss.State (H) | W | 73-31 |
| 2-11 | Louisiana Tech (H) | W | 58-43 |
| 2-13 | Corpus Christi (H) | L | 46-51 |
| 2-16 | Alabama (H) | W | 44-30 |
| 2-21 | Tulane (H) | W | 54-45 |
| 2-23 | Tulane (A) | W | 52-36 |
| SEC Tourn.-Louisville, Ky. | | | |
| 2-28 | Tulane (N) | W | 74-29 |

| | | | |
|-----|--------------|---|-------|
| 3-1 | Ole Miss (N) | W | 69-34 |
| 3-2 | Georgia (N) | W | 60-41 |
| 3-2 | Kentucky (A) | L | 36-59 |

1946-47 RECORD: 17-4,8-2

| | | | |
|-------------------------|-------------------|---|-------|
| Coach: Harry Rabenhorst | | | |
| 12-4 | Keesler Field (H) | W | 81-48 |
| 12-14 | Baylor (H) | W | 61-34 |

At Madison Square Garden

| | | | |
|-------|--------------------|---|-------|
| 12-19 | St.Francis (N-MSG) | W | 62-57 |
| 12-21 | Canisius (A) | L | 50-59 |

Sugar Bowl Classic-New Orleans

| | | | |
|-------|----------------------|---|-------|
| 12-30 | Tulane (A-SBC) | W | 54-51 |
| 1-4 | Rice (H) | W | 60-35 |
| 1-10 | Ole Miss (A) | W | 54-43 |
| 1-11 | Miss.State (A) | W | 61-57 |
| 1-13 | Alabama (A) | L | 38-45 |
| 1-17 | Tulane (A) | L | 38-40 |
| 1-20 | Loyola (NO) (A) | W | 44-43 |
| 1-29 | Vanderbilt (Memphis) | W | 62-52 |
| 2-3 | Ole Miss (H) | W | 63-43 |
| 2-7 | Alabama (H) | W | 54-43 |
| 2-14 | Miss.State (H) | W | 64-49 |
| 2-15 | Auburn (H) | W | 74-53 |
| 2-21 | Tulane (H) | W | 55-40 |
| 2-24 | Loyola (NO) (H) | W | 61-47 |

SEC Tourn.-Louisville, Ky.

| | | | |
|------|--------------|---|-------|
| 2-27 | Ole Miss (N) | W | 61-36 |
| 2-28 | Florida (N) | W | 60-45 |
| 2-28 | Tulane (N) | L | 50-63 |

1947-48 RECORD: 8-18,4-8

| | | | |
|-------------------------|-------------------|---|-------|
| Coach: Harry Rabenhorst | | | |
| 12-4 | Spring Hill (H) | W | 72-43 |
| 12-8 | Rice (A) | L | 55-58 |
| 12-9 | Texas (N-Houston) | L | 31-50 |
| 12-13 | Canisius (A) | L | 44-59 |

At Madison Square Garden

| | | | |
|-------|---------------------|---|-------|
| 12-15 | Long Island (A-MSG) | L | 47-67 |
|-------|---------------------|---|-------|

Fort Worth Collegiate

| | | | |
|-------|----------------------|---|-------|
| 12-29 | Texas A&M (N-FWC) | L | 44-45 |
| 12-30 | Hardin-Simm. (N-FWC) | W | 62-46 |
| 12-31 | TCU (A-FWC) | W | 52-46 |
| 1-5 | Florida (H) | L | 36-38 |
| 1-9 | Rice (H) | W | 43-40 |
| 1-10 | Georgia Tech (H) | L | 40-52 |
| | Tulane (H) | L | 42-54 |
| 1-17 | Vanderbilt (H) | W | 56-54 |
| 1-19 | Loyola (NO) (A) | L | 42-49 |
| 1-24 | Auburn (A) | L | 48-51 |
| 1-26 | Georgia Tech (A) | W | 54-46 |
| 1-27 | Alabama (A) | L | 43-49 |
| 1-31 | Miss.State (A) | L | 49-53 |
| | Ole Miss (A) | L | 37-49 |
| 2-13 | Miss.State (H) | W | 65-40 |
| 2-16 | Loyola (NO) (H) | L | 45-46 |
| 2-20 | Tulane (A) | L | 41-50 |
| 2-23 | Ole Miss (H) | W | 52-50 |
| | Tennessee (H) | L | 48-56 |
| 3-1 | Alabama (H) | L | 32-37 |

SEC Tourn.-Louisville, Ky.

| | | | |
|--|--------------|---|-------|
| | Kentucky (A) | L | 47-63 |
|--|--------------|---|-------|

1948-49 RECORD: 15-10,7-6

| | | | |
|-------------------------|-------------------|---|-------|
| Coach: Harry Rabenhorst | | | |
| 11-28 | Keesler Field (H) | W | 85-33 |
| 12-3 | Texas (H) | L | 45-60 |
| 12-4 | Rice (N) | L | 39-51 |
| 12-10 | Keesler Field (A) | W | 95-42 |
| 12-11 | Florida (A) | W | 52-50 |
| 12-13 | Spring Hill (A) | W | 49-48 |
| 12-17 | Texas A&M (H) | W | 58-55 |
| 12-21 | Louisville (A) | L | 44-79 |
| 1-3 | Loyola (NO) (A) | W | 56-52 |
| 1-8 | Georgia Tech (H) | W | 65-59 |
| 1-10 | Miss.State (H) | W | 64-40 |
| 1-14 | Tulane (A) | L | 51-71 |
| 1-20 | Alabama (H) | W | 51-44 |
| 1-29 | Miss.State (A) | L | 42-48 |
| 1-31 | Ole Miss (A) | W | 58-48 |
| 2-5 | Alabama (A) | L | 45-56 |
| 2-7 | Georgia Tech (A) | W | 72-63 |
| 2-12 | Ole Miss (H) | W | 49-38 |
| 2-14 | Loyola (NO) (H) | W | 63-41 |
| 2-19 | Vanderbilt (A) | L | 51-61 |
| 2-21 | Tennessee (A) | L | 72-81 |
| 2-25 | Tulane (H) | L | 45-72 |

SEC Tourn.-Louisville, Ky.

| | | | |
|-----|------------------|---|-------|
| 3-4 | Georgia Tech (N) | W | 55-53 |
| 3-4 | Vanderbilt (N) | W | 60-56 |
| 3-5 | Tulane (N) | L | 63-72 |

1949-50 RECORD: 13-12,5-8

| | | | |
|-------------------------|------------------------|---|-------|
| Coach: Harry Rabenhorst | | | |
| 11-25 | Keesler Field (H) | W | 62-46 |
| 11-29 | Pensacola Navy (H) | W | 69-48 |
| 12-3 | St. Joseph's (Pa.) (A) | L | 59-61 |

At Madison Square Garden

| | | | |
|-------|-----------------------|---|-------|
| 12-6 | St. John's (A-MSG) | L | 49-80 |
| 12-9 | Arkansas (H) | W | 62-46 |
| 12-10 | Rice (N-Lake Charles) | W | 49-44 |
| 12-17 | Florida (H) | W | 73-49 |
| 12-19 | Ole Miss (H) | W | 74-61 |
| 12-22 | Louisville (A) | L | 65-75 |
| 1-4 | Loyola (NO) (H) | W | 62-56 |
| 1-6 | Georgia Tech (H) | W | 63-52 |
| 1-9 | Loyola (NO) (A) | W | 51-47 |
| 1-13 | Tulane (H) | L | 70-75 |
| 1-20 | Alabama (H) | L | 52-60 |
| 1-28 | Ole Miss (A) | L | 65-75 |
| 1-30 | Miss.State (A) | L | 41-48 |
| 2-4 | Auburn (A) | L | 66-70 |
| 2-6 | Georgia Tech (A) | L | 58-85 |
| 2-13 | Auburn (H) | W | 76-61 |
| 2-17 | Miss.State (H) | W | 68-58 |
| 2-24 | Tulane (A) | L | 71-77 |
| | Tennessee (H) | L | 65-67 |

SEC Tourn.-Louisville, Ky.

| | | | |
|-----|--------------------|---|-------|
| 3-2 | Florida (N) | W | 66-57 |
| 3-3 | Auburn (N) | W | 73-45 |
| 3-4 | Tennessee (N) (ot) | L | 79-81 |

1950-51 RECORD: 10-14,7-8

| | | | |
|-------------------------|-------------------|---|-------|
| Coach: Harry Rabenhorst | | | |
| 12-6 | Keesler Field (H) | W | 72-41 |
| 12-9 | Florida (A) | W | 77-59 |
| 12-11 | Miami (Fla.) (A) | L | 62-68 |
| 12-15 | Miss.State (A) | L | 69-94 |
| 12-16 | Ole Miss (A) | L | 67-72 |

San Antonio Invitational

| | | | |
|-------|--------------------------|---|-------|
| 12-22 | Texas (N-SAI) | L | 55-68 |
| 12-23 | Alabama (N-SAI) | W | 64-58 |
| 12-26 | Santa Clara (A) | W | 59-52 |
| 12-28 | S. California (A) | L | 76-78 |
| 12-30 | UCLA (A) | L | 66-95 |
| 1-5 | Georgia Tech (H) | W | 68-49 |
| 1-6 | Miss.State (H) | W | 76-61 |
| 1-15 | Tennessee (H) | W | 68-61 |
| 1-20 | Vanderbilt (H) | L | 61-69 |
| 1-31 | Kentucky (H) | L | 59-81 |
| 2-3 | Alabama (A) | L | 69-94 |
| 2-5 | Auburn (A) | W | 75-74 |
| 2-6 | Georgia (A) | L | 65-68 |
| 2-10 | Tulane (A) | L | 54-69 |
| 2-15 | Arkansas (A-Little Rock) | L | 50-64 |
| 2-17 | Ole Miss (H) | L | 48-69 |
| 2-23 | Tulane (H) | W | 51-46 |

SEC Tourn.-Louisville, Ky.

| | | | |
|-----|----------------|---|-------|
| 3-2 | Ole Miss (N) | W | 62-57 |
| 3-3 | Vanderbilt (N) | L | 63-75 |

1951-52 RECORD: 17-7,9-6

| | | | |
|-------------------------|--------------------|---|--------|
| Coach: Harry Rabenhorst | | | |
| 11-27 | Keesler Field (H) | W | 78-50 |
| 12-3 | Rice (A) | W | 68-60 |
| 12-5 | Birmingham So. (H) | W | 77-40 |
| 12-8 | Alabama (H) | W | 68-61 |
| 12-12 | Miss.State (A) | L | 54-59 |
| 12-13 | Ole Miss (A) | W | 81-69 |
| 12-17 | Texas (H) | W | 59-55 |
| 1-2 | Loyola (NO) (H) | W | 77-60 |
| 1-5 | Kentucky (A) | L | 47-57 |
| 1-7 | Vanderbilt (A) | L | 47-58 |
| 1-14 | Miss.State (H) | W | 103-78 |
| 1-18 | Georgia (H) | W | 98-60 |
| 1-26 | Tulane (A) | L | 67-71 |
| 1-30 | Ole Miss (A) | L | 65-68 |
| 2-2 | Tennessee (A) | L | 68-82 |
| 2-4 | Georgia Tech (A) | W | 73-51 |
| 2-9 | Tulane (H) | W | 78-66 |
| 2-16 | Auburn (H) | W | 70-64 |
| 2-18 | Ole Miss (H) | W | 78-67 |
| 2-23 | Florida (H) | W | 65-57 |

SEC Tourn.-Louisville, Ky.

| | | | |
|------|----------------|---|-------|
| 2-28 | Miss.State (N) | W | 77-44 |
| | Ole Miss (N) | W | 75-60 |
| | Florida (N) | W | 77-69 |
| | Kentucky (A) | L | 43-44 |

**SEC Champions
NCAA Final Four**

1952-53 RECORD: 22-3,13-0

| | | | |
|-------------------------|------------------------|---|--------|
| Coach: Harry Rabenhorst | | | |
| 12-5 | Birmingham So.(H) | W | 98-38 |
| 12-6 | Pensacola Navy (H)* | W | 107-59 |
| 12-8 | SW College (Tenn.) (H) | W | 124-33 |
| | Miami (Fla.) (H) | W | 86-58 |
| 12-17 | Alabama (A) | W | 58-45 |
| 12-22 | Tulsa (A) | L | 58-84 |

Sugar Bowl Classic-New Orleans

| | | | |
|-------|---------------------|---|--------|
| 12-29 | Villanova (N-SBC) | W | 100-94 |
| 12-30 | Saint Louis (N-SBC) | W | 70-67 |
| 1-5 | Vanderbilt (H) | W | 74-61 |
| 1-10 | Miss.State (A) | W | 75-55 |
| 1-12 | Ole Miss (A) | W | 67-66 |
| 1-16 | Loyola (NO) (A) | W | 58-52 |
| 1-19 | Georgia (A) | W | 55-50 |
| 1-26 | Tulsa (H) | W | 55-51 |
| 1-31 | Tennessee (H) | W | 95-59 |
| 2-7 | Tulane (H) | W | 48-31 |
| 2-10 | Florida (A) | W | 68-56 |
| 2-14 | Auburn (A) | W | 65-57 |
| 2-16 | Pensacola Navy (A)* | W | 71-60 |
| 2-21 | Georgia Tech (H) | W | 76-52 |
| 2-23 | Ole Miss (H) | W | 63-48 |
| 2-27 | Miss.State (H) | W | 82-47 |
| 3-6 | Tulane (A) | W | 53-52 |

NCAA Tourn.-Raleigh, N. C.

| | | | |
|------|--------------------|---|-------|
| 3-13 | Lebanon Valley (N) | W | 89-76 |
| 3-14 | Holy Cross (N) | W | 81-73 |

NCAAFinal Four-Kansas City

| | | | |
|------|----------------|---|-------|
| 3-17 | Indiana (N) | L | 67-80 |
| 3-18 | Washington (N) | L | 69-88 |

SEC Champions

1953-54 RECORD: 20-5,14-0

| | | | |
|-------------------------|---------------------|---|--------|
| Coach: Harry Rabenhorst | | | |
| 12-5 | Pensacola Navy (H)* | W | 109-68 |
| 12-7 | La.College (H) | W | 128-74 |
| 12-12 | Kansas (H) | W | 68-63 |
| 12-15 | Texas A&M (H) | W | 77-56 |
| 12-19 | Wisconsin (H) | L | 66-82 |
| 12-21 | Northwestern (H) | W | 79-51 |

Sugar Bowl Classic-New Orleans

| | | | |
|-------|--------------------|---|--------|
| 12-28 | Fordham (N-SBC) | W | 65-49 |
| 12-29 | Holy Cross (N-SBC) | L | 56-66 |
| 1-5 | Loyola (NO) (H) | W | 69-65 |
| 1-8 | Georgia (H) | W | 97-62 |
| 1-9 | Georgia (H) | W | 100-53 |
| 1-11 | Florida (H) | W | 91-59 |
| 1-16 | Tennessee (A) | W | 75-62 |
| 1-30 | Miss.State (H) | W | 65-54 |
| 2-1 | Ole Miss (H) | W | 53-52 |
| 2-6 | Tulane (H) | W | 66-47 |
| 2-13 | Georgia Tech (A) | W | 89-54 |
| 2-15 | Vanderbilt (A) | W | 82-69 |
| 2-20 | Auburn (H) | W | 77-59 |
| 2-22 | Alabama (H) | W | 79-61 |
| 2-27 | Miss.State (A) | W | 61-57 |
| 3-1 | Ole Miss (A) | W | 76-53 |
| 3-6 | Tulane (A) | W | 63-52 |

SEC Playoff-Nashville, Tenn.

| | | | |
|-----|--------------|---|-------|
| 3-9 | Kentucky (N) | L | 56-63 |
|-----|--------------|---|-------|

NCAA Tourn.-Iowa City, Iowa

| | | | |
|------|----------------|---|-------|
| 3-12 | Penn State (N) | L | 70-78 |
| 3-13 | Indiana (N) | L | 62-73 |

1954-55 RECORD: 6-18,3-11

| | | | |
|-------------------------|-----------------------|---|--------|
| Coach: Harry Rabenhorst | | | |
| 12-1 | La.College (H) | W | 80-63 |
| 12-4 | Kentucky (A) | L | 58-74 |
| 12-6 | Kansas (A) | L | 58-83 |
| 12-11 | Rice (H) | L | 72-79 |
| 12-13 | Texas A&M (H) | W | 73-61 |
| 12-18 | Wisconsin (A) | L | 68-107 |
| 12-20 | Northwestern (A) | L | 66-83 |
| 1-3 | North Carolina (H) | W | 84-77 |
| 1-8 | Georgia (A) (ot) | L | 70-76 |
| 1-10 | Florida (A) | L | 73-78 |
| 1-15 | Tennessee (H) | L | 68-76 |
| 1-17 | Kentucky (H) | L | 62-64 |
| 1-20 | Texas A&M (A) | L | 47-58 |
| 1-29 | Miss.State (A) | W | 67-63 |
| 1-31 | Ole Miss (A) | L | 69-89 |
| 2-5 | Tulane (H) | L | 57-81 |
| 2-7 | Loyola (NO) (A) | L | 68-75 |
| 2-12 | Georgia Tech (H) (ot) | L | 72-79 |
| 2-14 | Vanderbilt (H) | W | 66-59 |

Year-by-Year Results

| | | | |
|------|----------------|---|-------|
| 2-19 | Auburn (A) | L | 71-75 |
| 2-21 | Alabama (A) | L | 51-71 |
| 2-26 | Miss.State (H) | L | 80-84 |
| 2-28 | Ole Miss (H) | W | 68-65 |
| 3-4 | Tulane (A) | L | 53-82 |

1955-56 RECORD: 7-17,5-9

| | | | |
|-------------------------|------------------------|---|-------|
| Coach: Harry Rabenhorst | | | |
| 12-1 | La.College (H) | L | 79-84 |
| 12-3 | Kentucky (H) | L | 52-62 |
| 12-5 | SW College (Tenn.) (H) | W | 72-59 |
| 12-10 | Texas A&M (A) | L | 59-73 |
| 12-12 | Rice (A) | L | 60-85 |
| 12-17 | Loyola (NO) (H) | L | 65-71 |

Gator Bowl Tourm.-Jacksonville, Fla.

| | | | |
|-------|--------------------|---|--------|
| 12-28 | Clemson (N-GBT) | L | 95-100 |
| 12-29 | Georgia (N-GBT) | W | 91-86 |
| 1-3 | North Carolina (A) | L | 69-95 |
| 1-5 | Saint Louis (H) | L | 79-110 |
| 1-7 | Georgia (H) | W | 96-77 |
| | Florida (H) | W | 91-90 |
| 1-14 | Kentucky (A) | L | 65-107 |
| 1-16 | Tennessee (A) | L | 82-91 |
| 1-30 | Tulane (H) | W | 87-66 |
| 2-4 | Miss.State (H) | L | 78-87 |
| 2-6 | Ole Miss (H) | W | 100-76 |
| 2-11 | Vanderbilt (A) | L | 68-107 |
| 2-13 | Georgia Tech (A) | L | 74-97 |
| | Auburn (H) | L | 71-80 |
| | Alabama (H) | L | 59-77 |
| 2-25 | Miss.State (A) | W | 79-71 |
| 2-27 | Ole Miss (A) | L | 70-81 |
| 3-2 | Tulane (A) | L | 68-81 |

1956-57 RECORD: 6-19,1-13

| | | | |
|-------------------------|------------------------|---|-------|
| Coach: Harry Rabenhorst | | | |
| 12-3 | La.College (H) | W | 89-81 |
| 12-6 | Birmingham So.(H) | W | 60-59 |
| 12-8 | Loyola (NO) (H) (ot) | L | 73-77 |
| 12-10 | Rice (H) | L | 72-87 |
| 12-13 | SW College (Tenn.) (A) | W | 91-77 |
| 12-15 | Saint Louis (A) | L | 52-86 |
| 12-19 | Baylor (H) | W | 84-76 |
| 12-22 | Loyola (NO) (A) | L | 68-75 |

La. Invitational-Shreveport

| | | | |
|-------|---------------------|---|--------|
| 12-27 | VMI (N-LI) | W | 88-67 |
| 12-28 | Centenary (A-LI) | L | 75-83 |
| 12-29 | NW Louisiana (N-LI) | L | 75-103 |
| 1-6 | Georgia (A) | L | 70-78 |
| 1-8 | Florida (A) | L | 50-74 |
| 1-12 | Kentucky (H) | L | 46-51 |
| 1-14 | Tennessee (H) | W | 62-61 |
| 1-18 | Tulane (H) (ot) | L | 64-66 |
| 2-1 | Miss.State (A) | L | 72-81 |
| 2-2 | Ole Miss (A) | L | 73-79 |
| 2-9 | Vanderbilt (H) | L | 66-78 |
| 2-11 | Georgia Tech (H) | L | 60-87 |
| 2-16 | Auburn (A) | L | 62-99 |
| 2-18 | Alabama (A) | L | 70-82 |
| 2-22 | Miss.State (H) | L | 76-94 |
| 2-23 | Ole Miss (H) | L | 76-83 |
| 3-1 | Tulane (A) | L | 51-59 |

Coach Jay McCreary
8 seasons • 1957-1965
82-115 (.416)

1957-58 RECORD: 7-18,3-11

| | | | |
|---------------------|-----------------------|---|-------|
| Coach: Jay McCreary | | | |
| 12-3 | St.Mary's (Texas) (H) | W | 68-61 |
| | La.College (H) | W | 66-62 |
| | Rice (A) | L | 56-81 |
| | Miami (Fla.) (H) | L | 65-73 |
| 12-16 | Texas Tech (H) | L | 72-79 |
| | Florida St.(H) | W | 67-65 |

Carousel Invt.-Charlotte, N. C.

| | | | |
|-------|------------------|---|-------|
| 12-19 | Lafayette (N-CI) | W | 80-72 |
| 12-20 | Alabama (N-CI) | L | 50-60 |
| 12-21 | Tennessee (N-CI) | L | 62-63 |
| 12-23 | Loyola (NO) (A) | L | 62-94 |
| | Georgia (H) | L | 56-59 |
| | Florida (H) | L | 57-81 |
| | Kentucky (A) | L | 52-97 |
| | Tennessee (A) | L | 53-75 |
| 1-17 | Tulane (A) | W | 69-63 |
| | Loyola (NO) (H) | L | 70-82 |
| | Miss.State (H) | L | 54-71 |
| | Ole Miss (H) | L | 63-76 |
| | Vanderbilt (A) | L | 60-78 |
| | Georgia Tech (A) | L | 61-88 |
| 2-28 | Tulane (A) | W | 67-63 |
| | Auburn (H) | L | 58-76 |
| | Alabama (H) | W | 58-49 |
| | Miss.State (A) | L | 72-95 |
| | Ole Miss (A) | L | 78-85 |

1958-59 RECORD: 10-15,2-12

| | | | |
|---------------------|---------------------|---|-------|
| Coach: Jay McCreary | | | |
| 12-4 | Birmingham So.(H) | W | 79-72 |
| 12-9 | Arkansas (N-S'port) | W | 67-58 |
| 12-11 | La.College (H) | W | 59-53 |
| 12-13 | Rice (H) | L | 56-64 |
| 12-15 | Texas (H) | W | 52-47 |
| 12-17 | Loyola (NO) (H) | W | 78-68 |
| 12-19 | Texas Tech (A) | L | 60-73 |
| 12-27 | Florida St.(A) | L | 67-82 |

Gator Bowl Tourm.-Jacksonville, Fla.

| | | | |
|-------|------------------|---|--------|
| 12-29 | Georgia (N-GBT) | W | 63-60 |
| 12-30 | Ole Miss (N-GBT) | W | 69-55 |
| 1-3 | Georgia (A) | W | 79-66 |
| 1-5 | Florida (A) | L | 63-69 |
| 1-10 | Kentucky (H) | L | 61-76 |
| 1-12 | Tennessee (H) | L | 58-65 |
| 1-16 | Tulane (H) | L | 59-69 |
| 1-27 | Loyola (NO) (A) | W | 70-68 |
| 1-31 | Miss.State (A) | L | 71-78 |
| 2-2 | Ole Miss (A) | L | 69-80 |
| 2-7 | Vanderbilt (H) | L | 57-72 |
| 2-9 | Georgia Tech (H) | L | 63-64 |
| 2-14 | Auburn (A) | L | 67-115 |
| 2-16 | Alabama (A) | L | 84-89 |
| 2-21 | Miss.State (H) | L | 67-75 |
| 2-23 | Ole Miss (H) | W | 99-93 |
| 2-27 | Tulane (A) | L | 65-77 |

1959-60 RECORD: 5-18,3-11

| | | | |
|---------------------|----------------------|---|-------|
| Coach: Jay McCreary | | | |
| 12-1 | Florida State (H) | W | 89-78 |
| 12-4 | La.College (H) | W | 73-68 |
| 12-10 | Loyola (NO) (H) (ot) | L | 65-66 |
| 12-12 | Rice (A) | L | 57-71 |
| 12-14 | Texas (A) | L | 67-84 |
| 12-18 | Texas Tech (H) | L | 65-72 |

Gator Bowl Tourm.-Jacksonville, Fla.

| | | | |
|-------|----------------------|---|--------|
| 12-29 | Georgia (N-GBT) | L | 67-79 |
| 12-30 | Jacksonville (A-GBT) | L | 63-72 |
| 1-2 | Florida (H) | L | 63-73 |
| 1-4 | Georgia (H) | W | 81-77 |
| 1-9 | Kentucky (A) | L | 45-77 |
| 1-11 | Tennessee (A) | L | 79-103 |
| 1-27 | Loyola (NO) (A) | L | 64-74 |
| 1-30 | Miss.State (H) | L | 60-71 |
| 2-1 | Ole Miss (H) | L | 61-76 |
| 2-6 | Vanderbilt (A) | L | 68-80 |
| 2-8 | Georgia Tech (A) | L | 56-76 |
| 2-13 | Auburn (H) | L | 61-63 |
| 2-15 | Alabama (H) | W | 66-53 |
| 2-20 | Miss.State (A) | W | 69-64 |
| 2-22 | Ole Miss (A) | L | 70-90 |
| 2-25 | Tulane (H) | L | 58-72 |
| 3-2 | Tulane (A) | L | 54-64 |

1960-61 RECORD: 11-14,6-8

| | | | |
|---------------------|---------------------|---|-------|
| Coach: Jay McCreary | | | |
| | Loyola (NO) (H) | W | 73-59 |
| | Duke (A) (ot) | L | 74-80 |
| | North Carolina (A) | L | 61-77 |
| | Rice (A) | L | 50-67 |
| | Texas (A) | W | 62-59 |
| | Texas Tech (A) (ot) | W | 73-69 |
| | TCU (A) | W | 68-62 |
| | Louisville (H) | L | 53-72 |

Poinsettia Classic-Greenville, S.C.

| | | | |
|------|----------------------|---|-------|
| | Furman (A-PC) (3 ot) | L | 55-56 |
| | BYU (N-PC) | L | 57-67 |
| | Florida (A) | L | 75-79 |
| | Georgia (A) | L | 66-80 |
| | Kentucky (H) | W | 73-59 |
| | Tennessee (H) | W | 72-60 |
| | Loyola (NO) (A) | W | 51-49 |
| 1-28 | Tulane (H) | W | 86-66 |
| | Miss.State (A) | L | 61-77 |
| | Ole Miss (A) | W | 75-69 |
| | Georgia Tech (H) | W | 63-50 |
| | Vanderbilt (H) | W | 65-61 |
| 2-18 | Auburn (A) | L | 65-69 |
| 2-20 | Alabama (A) | L | 60-68 |
| 2-25 | Miss.State (H) | L | 54-56 |
| 2-27 | Ole Miss (H) | L | 46-48 |
| 3-2 | Tulane (A) | L | 65-68 |

1961-62 RECORD: 13-11,7-7

| | | | |
|---------------------|-----------------|---|-------|
| Coach: Jay McCreary | | | |
| 11-26 | Loyola (NO) (H) | W | 57-48 |
| 12-2 | TCU (H) | W | 83-58 |
| 12-9 | Rice (A) | L | 67-79 |
| 12-11 | Texas (A) | W | 77-75 |

Birmingham (Ala.) Classic

| | | | |
|-------|----------------|---|-------|
| 12-15 | Auburn (N-BC) | L | 50-67 |
| 12-16 | Alabama (N-BC) | W | 72-63 |

| | | | |
|-------|--------------------------|---|-------|
| 12-21 | Arkansas (N-S'port) (ot) | L | 81-84 |
|-------|--------------------------|---|-------|

Sugar Bowl Classic-New Orleans

| | | | |
|-------|--------------------|---|-------|
| 12-29 | Louisville (N-SBC) | W | 84-70 |
| 12-30 | Miss.State (N-SBC) | L | 51-73 |
| 1-6 | Florida (H) | W | 74-57 |
| 1-8 | Georgia (H) | W | 76-57 |
| 1-12 | Kentucky (A) | L | 63-84 |
| 1-13 | Tennessee (A) | W | 73-61 |
| 1-16 | Peru Olympic (H)* | W | 81-49 |
| 2-1 | Loyola (NO) (A) | W | 77-61 |
| 2-3 | Miss.State (H) | L | 66-87 |
| 2-5 | Ole Miss (H) | W | 70-59 |
| 2-10 | Georgia Tech (A) | W | 52-51 |
| 2-12 | Vanderbilt (A) | L | 67-70 |
| 2-17 | Auburn (H) | L | 50-55 |
| 2-19 | Alabama (H) | W | 69-60 |
| 2-22 | Tulane (H) | W | 70-53 |
| 2-24 | Miss.State (A) | L | 48-58 |
| 2-26 | Ole Miss (A) | L | 68-74 |
| 3-9 | Tulane (A) | L | 69-84 |

1962-63 RECORD: 12-12,5-9

| | | | |
|---------------------|--------------------------|---|-------|
| Coach: Jay McCreary | | | |
| 12-3 | Loyola (NO) (H) | W | 79-66 |
| 12-8 | Rice (H) | W | 90-82 |
| 12-10 | Texas (H) | W | 75-66 |
| 12-13 | SMU (A) | L | 68-83 |
| 12-19 | Arkansas (A-Little Rock) | W | 72-70 |
| 12-21 | Texas A&M (A) | L | 61-67 |
| 12-22 | Houston (A) | W | 74-73 |

Hurricane Classic-Miami, Fla.

| | | | |
|-------|--------------------|---|-------|
| 12-27 | Pittsburgh (N-HC) | L | 73-96 |
| 12-28 | Cornell (N-HC) | W | 55-48 |
| 1-5 | Florida (A) | W | 72-63 |
| 1-7 | Georgia (A) (ot) | L | 67-76 |
| 1-11 | Kentucky (H) | L | 56-63 |
| 1-12 | Tennessee (H) (ot) | W | 61-60 |
| 1-30 | Loyola (NO) (A) | W | 72-69 |
| 2-2 | Miss.State (A) | L | 66-73 |
| 2-4 | Ole Miss (A) | L | 48-60 |
| 2-8 | Vanderbilt (H) | W | 63-56 |
| 2-9 | Georgia Tech (H) | W | 56-54 |
| 2-12 | Tulane (H) | L | 57-59 |
| 2-16 | Auburn (A) | L | 57-82 |
| 2-18 | Alabama (A) | L | 71-75 |
| 2-23 | Miss.State (H) | L | 64-99 |
| 2-25 | Ole Miss (H) | W | 80-61 |
| 3-1 | Tulane (A) | L | 65-77 |

1963-64 RECORD: 12-13,8-6

| | | | |
|---------------------|--------------------|---|-------|
| Coach: Jay McCreary | | | |
| 12-2 | Loyola (NO) (H) | W | 80-67 |
| 12-5 | SMU (H) | W | 66-62 |
| 12-7 | Rice (A) | L | 72-87 |
| 12-9 | Texas (A) | L | 65-70 |
| 12-14 | North Carolina (H) | L | 71-76 |

VPI Tourm.-Blacksburg, Va.

| | | | |
|-------|--------------------|---|-------|
| 12-20 | Va. Tech (A-VPIIT) | L | 64-72 |
| 12-21 | Maryland (N-VPIIT) | L | 65-75 |

Far West Classic-Portland, Ore.

| | | | |
|-------|-------------------|---|--------|
| 12-26 | Oregon St.(A-FWC) | L | 57-87 |
| 12-28 | Iowa (N-FWC) | W | 92-81 |
| 12-30 | Seattle (N-FWC) | L | 84-92 |
| 1-4 | Georgia (H) | W | 81-63 |
| 1-6 | Florida (H) | W | 87-65 |
| 1-10 | Kentucky (A) | L | 84-103 |
| 1-11 | Tennessee (A) | L | 58-62 |
| 1-15 | Tulane (H) | W | 83-74 |
| 1-29 | Loyola (NO) (A) | W | 73-62 |
| 1-31 | Miss.State (H) | W | 87-71 |
| 2-1 | Ole Miss (H) | W | 77-67 |
| 2-7 | Georgia Tech (A) | L | 49-51 |
| 2-8 | Vanderbilt (A) | L | 64-66 |
| 2-15 | Auburn (H) | W | 86-66 |
| 2-17 | Alabama (H) | L | 70-72 |
| 2-21 | Miss.State (A) | W | 63-60 |
| 2-22 | Ole Miss (A) | W | 86-80 |
| 2-28 | Tulane (A) | L | 68-80 |

1964-65 RECORD: 12-14,7-9

| | | | |
|---------------------|-----------------|---|-------|
| Coach: Jay McCreary | | | |
| 12-1 | Loyola (NO) (H) | W | 88-78 |
| 12-5 | Baylor (H) | L | 72-84 |
| 12-7 | Texas (H) | W | 83-75 |
| 12-12 | SMU (A) | L | 75-98 |

Evansville (Ind.) Tournament

| | | | |
|-------|-------------------|---|-------|
| 12-18 | Denver (N-ET) | W | 88-82 |
| 12-19 | Evansville (A-ET) | L | 73-93 |

All-College Tourm.-Oklahoma City

| | | | |
|-------|-----------------------|---|--------|
| 12-28 | Xavier (Ohio) (N-ACT) | L | 87-93 |
| 12-29 | Rice (N-ACT) | W | 79-63 |
| 12-30 | Creighton (N-ACT) | L | 79-93 |
| 1-2 | Georgia (H) | W | 70-69 |
| 1-4 | Florida (A) | L | 62-102 |
| 1-9 | Kentucky (H) | L | 66-79 |

| | | | |
|------|-----------------|---|--------|
| 1-11 | Tennessee (H) | L | 54-58 |
| 1-13 | Tulane (H) | W | 79-67 |
| 1-30 | Miss.State (A) | L | 74-76 |
| 2- 1 | Ole Miss (A) | W | 58-56 |
| 2- 6 | Alabama (H) | W | 67-64 |
| 2- 8 | Vanderbilt (H) | L | 85-96 |
| 2-10 | Loyola (NO) (A) | W | 89-76 |
| 2-13 | Auburn (A) | L | 60-101 |
| | Alabama (A) | L | 78-90 |
| 2-20 | Miss.State (H) | W | 94-76 |
| 2-22 | Ole Miss (H) | W | 60-56 |
| 2-27 | Tulane (A) | W | 77-74 |
| 3- 6 | Tennessee (A) | L | 60-83 |
| 3- 8 | Vanderbilt (A) | L | 60-106 |

Coach Frank Truitt
 1 season • 1965-66
 6-20 (.231)

1965-66 RECORD: 6-20,2-14

Coach: Frank Truitt

| | | | |
|-------|-----------------|---|--------|
| 12- 1 | Loyola (NO) (H) | L | 61-72 |
| 12- 6 | Texas (A) | W | 76-66 |
| 12- 9 | Loyola (NO) (A) | W | 88-84 |
| 12-10 | SMU (H) | W | 91-88 |
| 12-15 | Houston (A) | L | 87-110 |
| 12-16 | Rice (A) | W | 85-80 |
| 12-23 | Stanford (A) | L | 69-91 |

Los Angeles Classic

| | | | |
|-------|----------------------|---|--------|
| 12-27 | UCLA (A-LAC) | L | 89-95 |
| 12-29 | St. John's (N-LAC) | L | 62-102 |
| 12-30 | Northwestern (N-LAC) | L | 86-92 |
| 1- 1 | Georgia (A) | L | 52-82 |
| 1- 3 | Ole Miss (A) | L | 80-81 |
| 1- 8 | Auburn (H) | L | 66-74 |
| 1-10 | Miss.State (H) | L | 71-74 |
| 1-24 | Kentucky (A) | L | 85-111 |
| 1-29 | Vanderbilt (A) | L | 66-98 |
| 1-31 | Tennessee (A) | L | 59-87 |
| 2- 2 | Tulane (H) | L | 69-82 |
| 2- 5 | Miss.State (A) | L | 61-66 |
| 2- 7 | Alabama (A) | L | 62-66 |
| 2-12 | Ole Miss (H) | W | 92-68 |
| 2-14 | Tennessee (H) | L | 64-74 |
| 2-19 | Alabama (H) | L | 73-81 |
| 2-26 | Vanderbilt (H) | L | 84-102 |
| 2-28 | Florida (H) | W | 86-73 |
| 3- 5 | Tulane (A) | L | 78-86 |

Coach Press Maravich
 6 seasons • 1966-1972
 76-82 (.469)

1966-67 RECORD: 3-23,1-17

Coach: Press Maravich

| | | | |
|-------|------------------------|---|--------|
| 12- 1 | SE Louisiana (H) | L | 88-89 |
| 12- 3 | Tampa (A) | W | 74-72 |
| 12- 6 | Texas (H) | L | 78-114 |
| 12- 9 | Loyola (NO) (A) (2 ot) | L | 86-87 |
| 12-14 | Tulane (H) | W | 93-83 |
| 12-17 | Miss.State (A) | L | 84-98 |
| 12-19 | Ole Miss (A) | L | 67-74 |

Poinsettia Classic-Greenville, S.C.

| | | | |
|-------|------------------|---|--------|
| 12-29 | Clemson (N-PC) | L | 82-92 |
| 12-30 | Rice (N-PC) | L | 69-88 |
| 1- 3 | Auburn (A) | L | 59-70 |
| 1- 7 | Florida (H) | L | 70-87 |
| 1- 9 | Georgia (H) | W | 87-85 |
| 1-12 | Tulane (A) | L | 89-99 |
| 1-14 | Alabama (A) (ot) | L | 74-76 |
| 1-28 | Kentucky (A) | L | 72-102 |
| 1-30 | Vanderbilt (A) | L | 77-79 |
| 2- 4 | Kentucky (A) | L | 84-105 |
| 2- 6 | Tennessee (H) | L | 59-76 |
| 2- 8 | Auburn (H) | L | 63-80 |
| 2-11 | Florida (A) | L | 71-95 |
| 2-13 | Georgia (A) | L | 65-78 |
| 2-18 | Alabama (H) | L | 77-86 |
| 2-20 | Miss.State (H) | L | 64-66 |
| 2-25 | Ole Miss (H) | L | 77-89 |
| 3- 4 | Tennessee (A) | L | 60-87 |
| 3- 6 | Vanderbilt (A) | L | 66-75 |

1967-68 RECORD: 14-12,8-10

Coach: Press Maravich

| | | | |
|-------|-----------------|---|-------|
| 12- 2 | Tampa (H) | W | 97-81 |
| 12- 4 | Texas (A) | W | 87-74 |
| 12- 9 | Loyola (NO) (H) | W | 90-56 |

Milwaukee Classic

| | | | |
|-------|----------------------|---|---------|
| 12-15 | Wisconsin (A-MC) | L | 94-96 |
| 12-16 | Florida State (N-MC) | L | 100-130 |
| 12-19 | Ole Miss (H) | W | 81-68 |
| 12-22 | Miss.State (H) | W | 111-87 |
| 12-30 | Alabama (H) | W | 81-70 |
| 1- 3 | Auburn (H) | W | 76-72 |

| | | | |
|------|------------------|---|--------|
| 1- 6 | Florida (A) | L | 90-97 |
| 1- 8 | Georgia (A) | W | 79-76 |
| 1-11 | Tulane (A) | W | 100-91 |
| 1-24 | Clemson (H) | W | 104-81 |
| 1-27 | Kentucky (H) | L | 95-121 |
| 1-29 | Vanderbilt (H) | L | 91-99 |
| 2- 3 | Kentucky (A) | L | 96-109 |
| 2- 5 | Tennessee (H) | L | 67-87 |
| 2- 7 | Auburn (A) | L | 69-74 |
| 2-10 | Florida (H) (ot) | W | 93-92 |
| 2-12 | Georgia (H) | L | 73-78 |
| 2-17 | Alabama (A) | W | 99-89 |
| 2-19 | Miss.State (A) | W | 94-83 |
| 2-21 | Tulane (H) | W | 99-92 |
| 2-24 | Ole Miss (A) | L | 85-87 |
| 3- 2 | Tennessee (A) | L | 71-74 |
| 3- 4 | Vanderbilt (A) | L | 86-115 |

1968-69 RECORD: 13-13,7-11

Coach: Press Maravich

| | | | |
|-------|-------------------|---|--------|
| 12- 2 | Loyola (NO) (A) | W | 109-82 |
| 12- 7 | Clemson (A) | W | 86-85 |
| 12-14 | Tulane (H) (2 ot) | L | 99-101 |
| 12-18 | Florida (H) (ot) | W | 93-89 |
| 12-21 | Georgia (H) | W | 98-89 |

All-College Tourn.-Oklahoma City

| | | | |
|-------|-----------------------|---|--------|
| 12-26 | Wyoming (N-ACT) | W | 84-78 |
| 12-28 | Oklahoma City (A-ACT) | W | 101-85 |
| 12-30 | Duquesne (N-ACT) | W | 94-91 |

Los Angeles Classic

| | | | |
|------|--------------------|---|--------|
| 1- 4 | Alabama (A) | L | 82-85 |
| 1- 9 | Vanderbilt (A) | L | 92-94 |
| 1-11 | Auburn (A) | L | 71-90 |
| 1-25 | Kentucky (H) | L | 96-108 |
| 1-27 | Tennessee (H) | L | 68-81 |
| 1-31 | Pittsburgh (H) | W | 120-79 |
| 2- 1 | Ole Miss (H) (ot) | L | 81-84 |
| 2- 3 | Miss.State (H) | W | 95-71 |
| 2- 8 | Alabama (H) | W | 81-75 |
| 2-10 | Tulane (A) | L | 94-110 |
| 2-12 | Florida (A) | L | 79-95 |
| 2-15 | Auburn (H) | W | 93-81 |
| 2-17 | Vanderbilt (H) | L | 83-85 |
| 2-22 | Kentucky (A) | L | 89-103 |
| 2-24 | Tennessee (A) | L | 63-87 |
| 3- 1 | Ole Miss (A) | L | 76-78 |
| 3- 3 | Miss.State (A) | W | 99-89 |
| 3- 8 | Georgia (A) (2 ot) | W | 90-80 |

NIT Final Four

1969-70 RECORD: 22-10,13-5

Coach: Press Maravich

| | | | |
|-------|-------------------------|---|---------|
| 12- 1 | Athletes in Action (H)* | W | 71-68 |
| 12- 4 | Oregon State (H) | W | 94-72 |
| 12- 9 | Loyola (NO) (H) | W | 100-87 |
| 12-11 | Vanderbilt (H) | W | 109-86 |
| 12-13 | Tulane (A) | W | 97-91 |
| 12-18 | S. California (H) | L | 98-101 |
| 12-20 | Clemson (A) | W | 111-103 |
| 12-22 | Oregon State (A) | W | 76-68 |
| 12-23 | UCLA (A) | L | 84-133 |

Rainbow Classic-Honolulu, Hawaii

| | | | |
|-------|-------------------|---|---------|
| 12-27 | SUB PAC (A-RC)* | W | 88-80 |
| 12-29 | St. John's (N-RC) | W | 80-70 |
| 12-30 | Yale (N-RC) | L | 94-97 |
| 1- 3 | Alabama (H) | W | 90-83 |
| 1-10 | Auburn (H) | L | 70-79 |
| 1-24 | Kentucky (A) | L | 96-109 |
| 1-26 | Tennessee (H) | W | 71-59 |
| 1-31 | Ole Miss (H) | W | 109-86 |
| 2- 2 | Miss.State (H) | W | 109-91 |
| 2- 4 | Florida (A) | W | 97-75 |
| 2- 7 | Alabama (A) | L | 104-106 |
| 2- 9 | Tulane (H) | W | 127-114 |
| 2-11 | Florida (H) | W | 94-85 |
| 2-14 | Vanderbilt (A) | W | 99-89 |
| 2-16 | Auburn (A) | W | 70-64 |
| 2-18 | Georgia (H) | W | 88-86 |
| 2-21 | Kentucky (H) | L | 105-121 |
| 2-23 | Tennessee (A) | L | 87-88 |
| 2-28 | Ole Miss (A) | W | 103-90 |
| 3- 2 | Miss.State (A) | W | 97-87 |
| 3- 7 | Georgia (A) | W | 99-88 |

NIT-New York City

| | | | |
|------|----------------|---|--------|
| 3-15 | Georgetown (N) | W | 83-82 |
| 3-17 | Oklahoma (N) | W | 97-94 |
| 3-19 | Marquette (N) | L | 79-101 |
| 3-21 | Army (N) | L | 68-75 |

1970-71 RECORD: 14-12,10-8

Coach: Press Maravich

| | | | |
|-------|-------------|---|---------|
| 12- 1 | Loyola (A) | W | 109-103 |
| 12-16 | Tulane (H) | W | 94-79 |
| 12-18 | Florida (H) | W | 87-77 |
| 12-21 | Georgia (H) | W | 97-76 |

All-College Tourn.-Oklahoma City

| | | | |
|-------|------------------------|---|--------|
| 12-26 | DePaul (N-ACT) | W | 91-72 |
| 12-28 | Montana St.(N-ACT) | W | 89-77 |
| 12-30 | Utah State (N-ACT) | L | 81-97 |
| 1- 2 | S. California (A) (ot) | L | 76-80 |
| 1- 4 | Alabama (A) | L | 87-101 |
| 1- 7 | Baylor (H) | L | 83-90 |
| 1- 9 | Auburn (A) | W | 106-92 |
| 1-23 | Kentucky (H) | L | 79-82 |
| 1-25 | Tennessee (H) | W | 80-70 |
| 1-30 | Ole Miss (H) | L | 90-113 |
| 2- 1 | Miss.State (H) | W | 90-71 |
| 2- 3 | Tulane (A) | L | 86-93 |
| 2- 6 | Alabama (H) | W | 107-78 |
| 2-10 | Florida (A) | W | 86-74 |
| 2-13 | Vanderbilt (H) | L | 75-81 |
| 2-15 | Auburn (H) | W | 114-94 |
| 2-20 | Kentucky (A) | L | 73-110 |
| 2-22 | Tennessee (A) | L | 67-88 |
| 2-27 | Ole Miss (A) | L | 54-62 |
| 3- 1 | Miss.State (A) | L | 70-78 |
| 3- 4 | Vanderbilt (A) | W | 87-85 |
| 3- 6 | Georgia (A) | W | 69-66 |

1971-72 RECORD: 10-16,6-12

Coach: Press Maravich

| | | | |
|-------|-------------|---|--------|
| 12- 6 | Baylor (A) | L | 77-81 |
| 12-20 | Georgia (A) | L | 95-115 |
| 12-22 | Florida (A) | L | 81-92 |

Astro-Bluebonnet-Houston, Texas

| | | | |
|-------|--------------------|---|--------|
| 12-27 | Houston (A-ABC) | L | 66-100 |
| 12-28 | Texas A&M (N-ABC) | L | 68-73 |
| 1- 3 | Vanderbilt (H) | L | 73-80 |
| 1- 6 | Georgetown (H) | W | 90-71 |
| 1- 8 | Loyola (NO) (H) | W | 103-85 |
| 1-10 | Alabama (H) | L | 80-101 |
| 1-12 | Memphis State (A) | L | 65-82 |
| 1-15 | Auburn (H) | L | 73-77 |
| 1-17 | Tulane (H) | W | 76-58 |
| 1-22 | Georgia (H) | W | 69-68 |
| 1-24 | Florida (H) | W | 84-73 |
| 1-29 | Kentucky (A) | L | 71-89 |
| 1-31 | Tennessee (A) | W | 63-62 |
| 2- 5 | Ole Miss (H) | W | 67-66 |
| 2- 7 | Miss.State (H) | W | 62-60 |
| 2- 9 | Tulane (A) | W | 75-71 |
| 2-12 | Alabama (A) (4 ot) | L | 99-103 |
| 2-14 | Auburn (A) | L | 77-85 |
| 2-19 | Vanderbilt (A) | L | 83-104 |
| 2-26 | Kentucky (H) | W | 88-71 |
| 2-28 | Tennessee (H) | L | 66-78 |
| 3- 2 | Miss.State (A) | L | 71-89 |
| 3- 4 | Ole Miss (A) | L | 78-101 |

Coach Dale Brown
 25 seasons • 1972-1997
 448-301 (.598)

1972-73 RECORD: 14-10,9-9

Coach: Dale Brown

| | | | |
|-------|----------------------|---|-------|
| 11-27 | U of Americas (Mex)* | L | 83-87 |
| 11-28 | U of Americas (Mex)* | W | 69-57 |
| 12- 5 | Memphis State (H) | W | 94-81 |
| 12-16 | Georgia (H) | L | 62-66 |
| 12-22 | Florida (H) | W | 67-54 |

Big Blue Classic-Logan, Utah

| | | | |
|-------|---------------------|---|--------|
| 12-29 | Utah State (A-BBC) | L | 83-104 |
| 12-20 | Weber State (N-BBC) | W | 82-80 |
| 1- 2 | Vanderbilt (H) | L | 66-71 |
| 1- 6 | Alabama (A) | L | 66-77 |
| 1-13 | Auburn (A) | W | 79-60 |
| 1-20 | Georgia (A) | W | 56-55 |
| 1-22 | Florida (A) | L | 70-73 |
| 1-27 | Kentucky (H) | L | 71-86 |
| 1-29 | Tennessee (H) | L | 71-73 |
| 2- 3 | Ole Miss (A) | L | 59-84 |
| 2- 5 | Miss.State (A) | W | 84-78 |
| 2- 8 | Tulane (A) | W | 92-83 |
| 2-10 | Alabama (H) | W | 72-70 |
| 2-12 | Auburn (H) | W | 76-74 |
| 2-14 | Tulane (H) | W | 73-63 |
| 2-17 | Vanderbilt (A) | L | 72-82 |
| 2-19 | S. Mississippi (H) | W | 107-79 |
| 2-24 | Kentucky (A) | L | 76-94 |
| 2-26 | Tennessee (A) | W | 78-74 |
| 3- 1 | Miss.State (H) | W | 94-82 |
| 3- 3 | Ole Miss (H) | W | 70-69 |

Year-by-Year Results

1973-74 RECORD: 12-14,6-12

Coach: Dale Brown

| | | | |
|-------|-------------------------|---|--------|
| 11-16 | Australian Olympic (H)* | W | 69-63 |
| 12-1 | Washington St.(A) | L | 78-80 |
| 12-3 | Nevada-Reno (A) | L | 86-97 |
| 12-8 | Pacific (H) | W | 91-77 |
| 12-19 | Tulane (A) | W | 67-60 |
| 12-20 | Samford (H) | W | 73-60 |
| 12-22 | Iona (H) | W | 105-78 |
| 12-27 | Tulane (H) | W | 76-44 |
| 12-30 | Boston U. (H) | W | 102-64 |
| 1-5 | Kentucky (H) | W | 95-84 |
| 1-7 | Florida (A) | L | 68-72 |
| 1-12 | Vanderbilt (H) | W | 84-81 |
| 1-14 | Miss.State (A) | L | 75-89 |
| 1-19 | Alabama (H) (ot) | L | 79-80 |
| 1-21 | Georgia (H) | W | 90-83 |
| 1-26 | Auburn (A) | W | 87-76 |
| 1-28 | Tennessee (H) | L | 52-57 |
| 2-2 | Ole Miss (A) | L | 63-77 |
| 2-4 | Kentucky (A) | L | 70-73 |
| 2-9 | Florida (H) | W | 102-81 |
| 2-11 | Vanderbilt (A) | L | 88-91 |
| 2-16 | Miss.State (H) | L | 84-87 |
| 2-18 | Alabama (A) | L | 87-99 |
| 2-23 | Georgia (A) | W | 84-79 |
| 2-25 | Auburn (H) | L | 89-96 |
| 3-2 | Tennessee (A) | L | 80-100 |
| 3-4 | Ole Miss (H) | L | 74-82 |

1974-75 RECORD: 10-16,6-12

Coach: Dale Brown

| | | | |
|-------|---------------------|---|--------|
| 11-16 | Czechoslovakia (H)* | W | 88-78 |
| 11-29 | S. California (A) | L | 87-100 |
| 11-30 | Stanford (A) | L | 80-92 |
| 12-4 | Tulane (H) | W | 80-78 |
| 12-18 | Tulane (A) | W | 84-82 |

Carolina Classic-Columbia, S.C.

| | | | |
|-------|--------------------|---|---------|
| 12-20 | Duke (N-CC) | W | 105-95 |
| 12-21 | S. Carolina (A-CC) | L | 64-77 |
| 12-27 | St. Peter's (H) | W | 113-101 |
| 12-28 | Texas (H) | L | 63-78 |
| 1-4 | Kentucky (A) | L | 80-115 |
| 1-6 | Florida (H) | W | 92-91 |
| 1-11 | Vanderbilt (A) | L | 82-91 |
| 1-16 | Miss.State (H) | L | 84-93 |
| 1-18 | Alabama (A) | L | 67-93 |
| 1-20 | Georgia (A) | W | 90-89 |
| 1-25 | Auburn (H) | L | 78-87 |
| 1-27 | Tennessee (A) | L | 79-99 |
| 2-1 | Ole Miss (H) | W | 94-86 |
| 2-3 | Kentucky (H) | L | 76-77 |
| 2-8 | Florida (A) | L | 76-92 |
| 2-10 | Vanderbilt (H) | L | 74-83 |
| 2-15 | Miss.State (A) | L | 71-79 |
| 2-17 | Alabama (H) | L | 76-80 |
| 2-22 | Georgia (H) (ot) | W | 96-90 |
| 2-24 | Auburn (A) | L | 96-110 |
| 3-1 | Tennessee (H) | W | 94-87 |
| 3-8 | Ole Miss (A) | W | 91-86 |

1975-76 RECORD: 12-14,5-13

Coach: Dale Brown

| | | | |
|-------|-----------------|---|--------|
| 11-18 | Yugoslavia (H)* | W | 100-90 |
|-------|-----------------|---|--------|

La. Classic-Baton Rouge

| | | | |
|-------|------------------------|---|--------|
| 11-28 | CCNY (H-LC) | W | 109-73 |
| 11-29 | California (H-LC) | W | 85-68 |
| 12-3 | Tulane (A) | W | 79-65 |
| 12-6 | Nevada-Reno (H) | W | 94-74 |
| 12-22 | Farleigh-Dickinson (H) | W | 93-70 |
| 12-23 | Cornell (H) | W | 87-71 |
| 12-27 | Stanford (H) | W | 89-85 |
| 12-30 | DePaul (H) | L | 67-70 |
| 1-3 | Auburn (H) | L | 86-102 |
| 1-5 | Florida (H) | W | 85-79 |
| 1-10 | Ole Miss (H) | W | 100-75 |
| 1-17 | Alabama (A) | L | 75-113 |
| 1-19 | Miss.State (A) | L | 83-90 |
| 1-24 | Georgia (H) | L | 79-83 |
| 1-26 | Tennessee (H) | L | 92-105 |
| 1-31 | Vanderbilt (A) | L | 90-103 |
| 2-2 | Kentucky (A) | L | 71-85 |
| 2-7 | Ole Miss (A) | W | 67-57 |
| 2-14 | Alabama (H) | L | 74-78 |
| 2-16 | Miss.State (H) | W | 80-69 |
| 2-21 | Georgia (A) | L | 70-75 |
| 2-23 | Tennessee (A) | L | 71-80 |
| 2-28 | Vanderbilt (H) | W | 89-75 |
| 3-1 | Kentucky (H) | L | 70-85 |
| 3-6 | Auburn (A) | L | 80-90 |
| 3-8 | Florida (A) | L | 81-94 |

1976-77 RECORD: 15-12,8-10

Coach: Dale Brown

| | | | |
|-------|-------------------------|---|---------|
| 11-19 | Athletes in Action (H)* | L | 53-76 |
| 11-26 | Tulane (H) | W | 94-85 |
| 12-4 | S. California (H) | W | 87-76 |
| 12-6 | Samford (H) | W | 100-89 |
| 12-8 | Niagara (H) | W | 82-68 |
| 12-17 | Oklahoma City (H) | W | 89-77 |
| 12-20 | Pacific (A) | L | 76-89 |
| 12-22 | California (A) | W | 69-67 |
| 12-27 | Montana St.(H) | W | 101-80 |
| 12-28 | Villanova (H) | L | 68-76 |
| 1-3 | Ole Miss (H) | W | 75-68 |
| 1-8 | Alabama (A) | L | 77-80 |
| 1-12 | Miss.State (A) | L | 77-80 |
| 1-15 | Tennessee (H) | L | 102-108 |
| 1-17 | Georgia (H) | W | 97-77 |
| 1-22 | Kentucky (A) | L | 72-87 |
| 1-24 | Vanderbilt (A) | L | 67-78 |
| 1-29 | Auburn (H) | W | 77-73 |
| 1-31 | Florida (H) | L | 68-83 |
| 2-5 | Alabama (H) (ot) | L | 70-77 |
| 2-7 | Miss.State (H) | W | 71-66 |
| 2-12 | Tennessee (A) | L | 64-91 |
| 2-14 | Georgia (A) | W | 75-69 |
| 2-19 | Kentucky (H) | L | 76-90 |
| 2-21 | Vanderbilt (H) | W | 95-74 |
| 2-26 | Auburn (A) | W | 86-76 |
| 2-28 | Florida (A) | W | 79-74 |
| 3-5 | Ole Miss (A) | L | 68-90 |

1977-78 RECORD: 18-9,12-6

Coach: Dale Brown

| | | | |
|-------|--------------------------|---|--------|
| 11-15 | Soviet Union (H)* (2 ot) | W | 99-96 |
| 11-28 | New Orleans (H) | L | 69-73 |
| 11-30 | Washington (H) | W | 83-58 |
| 12-3 | Oral Roberts (A) | W | 68-60 |
| 12-5 | Texas (A) | L | 66-82 |
| 12-7 | Tulane (H) | W | 120-88 |
| 12-18 | Tulane (A) | W | 83-74 |
| 12-21 | DePaul (H) | W | 68-67 |
| 12-22 | Rice (H) | W | 97-68 |
| 12-29 | Arkansas (H) | L | 62-67 |
| 1-2 | Miss.State (A) (ot) | L | 82-84 |
| 1-4 | Alabama (A) | L | 67-70 |
| 1-7 | Georgia (H) | W | 96-78 |
| 1-9 | Tennessee (H) | W | 121-87 |
| 1-14 | Kentucky (A) | L | 76-96 |
| 1-16 | Vanderbilt (A) | W | 77-55 |
| 1-21 | Florida (H) | L | 70-74 |
| 1-23 | Auburn (H) | W | 90-79 |
| 1-28 | Ole Miss (A) | W | 74-61 |
| 2-4 | Georgia (A) | W | 89-68 |
| 2-6 | Tennessee (A) | W | 101-86 |
| 2-11 | Kentucky (H) (ot) | W | 95-94 |
| 2-13 | Vanderbilt (H) | W | 80-73 |
| 2-18 | Florida (A) | L | 72-73 |
| 2-20 | Auburn (A) (ot) | W | 101-95 |
| 2-25 | Ole Miss (H) | W | 94-75 |
| 3-4 | Miss.State (H) | L | 67-68 |
| 3-6 | Alabama (H) | W | 103-85 |

SEC Champions

1978-79 RECORD: 23-6,14-4

Coach: Dale Brown

| | | | |
|---------------------------------|-------------------|---|--------|
| 11-3 | Australia (H)* | W | 90-65 |
| 11-24 | St.Francis (H) | W | 112-81 |
| 11-27 | UNO (A) | W | 64-42 |
| 12-1 | Oral Roberts (H) | W | 91-75 |
| 12-4 | Tulane (H) | W | 109-85 |
| 12-9 | Tulane (A) | W | 98-88 |
| 12-18 | Montana St.(H) | W | 99-89 |
| At Madison Square Garden | | | |
| 12-21 | Army (N-MSG) | W | 83-77 |
| 12-29 | Colgate (H) | W | 100-73 |
| 1-3 | Georgia (H) | W | 97-75 |
| 1-6 | Kentucky (A) | W | 93-89 |
| 1-8 | Vanderbilt (A) | L | 87-88 |
| 1-10 | Alabama (A) | L | 76-90 |
| 1-13 | Florida (H) | W | 80-72 |
| 1-15 | Auburn (H) | W | 94-82 |
| 1-20 | Ole Miss (A) (ot) | W | 70-69 |
| 1-24 | Tennessee (H) | W | 77-75 |
| 1-27 | Georgia (A) | L | 88-93 |
| 1-29 | Tennessee (A) | W | 84-78 |
| 2-3 | Kentucky (H) | W | 70-61 |
| 2-5 | Vanderbilt (H) | W | 92-71 |
| 2-8 | Miss.State (A) | W | 52-48 |
| 2-10 | Florida (A) (ot) | W | 88-82 |
| 2-12 | Auburn (A) | W | 78-68 |
| 2-17 | Ole Miss (H) | W | 67-62 |

| | | | |
|------|----------------|---|-------|
| 2-22 | Alabama (H) | W | 86-66 |
| 2-24 | Miss.State (H) | L | 57-65 |

SEC Tourn.-Birmingham, Ala.

| | | | |
|-----|--------------|---|-------|
| 3-2 | Kentucky (N) | L | 67-80 |
|-----|--------------|---|-------|

NCAA Tourn.-Bloomington, Ind.

| | | | |
|------|--------------------|---|-------|
| 3-10 | Appalachian St.(N) | W | 71-57 |
|------|--------------------|---|-------|

NCAA Tourn.-Indianapolis, Ind.

| | | | |
|------|-----------------|---|-------|
| 3-16 | Michigan St.(N) | L | 71-87 |
|------|-----------------|---|-------|

SEC Tourn. Champions

1979-80 RECORD: 26-6,14-4

Coach: Dale Brown

| | | | |
|-------|--------------------------|---|--------|
| 11-13 | Yugoslavia (H)* | W | 82-79 |
| 12-1 | Florida (H) | W | 112-81 |
| 12-3 | UNO (H) | W | 104-78 |
| 12-5 | Tulane (A) | W | 80-79 |
| 12-15 | Maine (H) | W | 103-81 |
| 12-20 | Arkansas (A-Little Rock) | W | 56-55 |
| 12-22 | Tulane (H) | W | 95-85 |
| 12-28 | Boston U. (H) | W | 92-72 |
| 12-29 | Delaware (H) | W | 92-64 |
| 1-2 | Vanderbilt (A) | L | 66-77 |
| 1-5 | Miss.State (H) | W | 80-58 |
| 1-7 | Alabama (H) | L | 56-57 |
| 1-12 | Georgia (A) | L | 72-73 |
| 1-16 | Auburn (H) | W | 93-82 |
| 1-19 | Tennessee (A) | W | 75-74 |
| 1-20 | DePaul (A) | L | 75-78 |
| 1-23 | Ole Miss (H) | W | 72-66 |
| 1-26 | Florida (A) | W | 66-58 |
| 1-28 | Kentucky (A) | W | 65-60 |
| 1-30 | Vanderbilt (H) | W | 83-81 |
| 2-2 | Miss.State (A) | W | 75-63 |
| 2-6 | Alabama (A) (ot) | W | 68-66 |
| 2-9 | Georgia (H) | W | 96-77 |
| 2-13 | Auburn (A) | W | 50-44 |
| 2-16 | Tennessee (H) | W | 73-66 |
| 2-21 | Ole Miss (A) | W | 77-74 |
| 2-24 | Kentucky (H) (ot) | L | 74-76 |

SEC Tourn.-Birmingham, Ala.

| | | | |
|------|--------------|---|-------|
| 2-28 | Florida (N) | W | 95-82 |
| 2-29 | Alabama (N) | W | 73-66 |
| 3-1 | Kentucky (N) | W | 80-78 |

NCAA Tourn.-Denton, Texas

| | | | |
|-----|------------------|---|-------|
| 3-9 | Alcorn State (N) | W | 98-88 |
|-----|------------------|---|-------|

NCAARegional-Houston, Texas

| | | | |
|------|----------------|---|-------|
| 3-14 | Missouri (N) | W | 68-63 |
| 3-16 | Louisville (N) | L | 66-86 |

SEC Champions NCAA Final Four

1980-81 RECORD: 31-5,17-1

Coach: Dale Brown

| | | | |
|------------------------------------|---------------------|---|--------|
| 11-13 | Airliners (H)* | W | 91-87 |
| Great Alaskan Shootout | | | |
| 11-28 | Colgate (N-GAS) | W | 79-61 |
| 11-29 | Arkansas (N-GAS) | L | 76-86 |
| 11-30 | Georgetown (N-GAS) | W | 76-67 |
| 12-6 | Tulane (H) | W | 119-81 |
| 12-13 | Nevada-Las Vegas(H) | W | 87-73 |
| 12-18 | UNO (A) | W | 96-66 |
| 12-20 | Tulane (A) | W | 86-72 |
| 12-22 | Xavier (H) | W | 78-62 |
| 12-29 | UNC-Wilmington (H) | W | 100-68 |
| 12-30 | St.Francis (H) | W | 91-65 |
| 1-3 | Florida (A) | W | 92-66 |
| 1-7 | Vanderbilt (H) | W | 77-61 |
| 1-10 | Miss.State (A) | W | 81-69 |
| 1-14 | Alabama (A) | W | 59-56 |
| 1-17 | Georgia (H) | W | 78-65 |
| 1-19 | Kentucky (H) | W | 81-67 |
| 1-21 | Auburn (A) | W | 74-64 |
| 1-24 | Tennessee (H) | W | 80-63 |
| 1-28 | Ole Miss (A) | W | 63-59 |
| 1-31 | Florida (H) | W | 92-75 |
| 2-4 | Vanderbilt (A) | W | 86-81 |
| 2-7 | Miss.State (H) | W | 94-89 |
| 2-11 | Alabama (H) | W | 70-57 |
| 2-14 | Georgia (A) | W | 64-62 |
| 2-18 | Auburn (H) | W | 58-47 |
| 2-21 | Tennessee (A) | W | 66-65 |
| 2-22 | Texas A&M (H) | W | 67-57 |
| 2-25 | Ole Miss (H) | W | 74-67 |
| 3-1 | Kentucky (A) | L | 71-73 |
| SEC Tourn.-Birmingham, Ala. | | | |
| 3-5 | Florida (N) | W | 85-73 |
| 3-6 | Georgia (N) | L | 60-68 |
| NCAA Tourn.-Austin, Texas | | | |
| 3-14 | Lamar (N) | W | 100-78 |

| | | |
|---|-------------------|---------|
| NCAARegional-New Orleans, La. | | |
| 3-20 | Arkansas (N) | W 72-56 |
| 3-22 | Wichita State (N) | W 96-85 |
| NCAAFinal Four-Philadelphia, Pa. | | |
| 3-28 | Indiana (N) | L 49-67 |
| 3-30 | Virginia (N) | L 74-78 |

1981-82 RECORD: 14-11,11-7

Coach: Dale Brown

| | | |
|-------|----------------------|---------|
| 11-19 | Airliners (H)* | W 76-71 |
| 11-28 | Nevada-Las Vegas (A) | L 79-83 |
| 12- 7 | Texas A&M (A) | L 63-68 |
| 12- 9 | St. Peter's (H) | W 71-55 |
| 12-21 | Texas-El Paso (H) | W 71-59 |
| 12-23 | UCLA (H-New Orleans) | L 76-83 |

Sugar Bowl Classic-New Orleans

| | | |
|-------|---------------------|----------|
| 12-28 | Wake Forest (N-SBC) | W 70-64 |
| 12-29 | Houston (N-SBC) | L 69-73 |
| 1- 2 | Florida (H) | W 61-60 |
| 1- 6 | Vanderbilt (A) | W 80-73 |
| 1- 9 | Miss.State (H) | W 78-56 |
| 1-13 | Alabama (A) | L 86-109 |
| 1-16 | Georgia (A) | W 54-53 |
| 1-20 | Auburn (H) | W 69-68 |
| 1-23 | Tennessee (A) | L 67-77 |
| 1-25 | Kentucky (A) | L 65-76 |
| 1-27 | Ole Miss (H) | W 53-46 |
| 1-30 | Florida (A) | W 61-59 |
| 2- 3 | Vanderbilt (H) | W 78-70 |
| 2- 6 | Miss.State (A) | W 57-43 |
| 2-10 | Alabama (H) | W 73-68 |
| 2-13 | Georgia (H) | L 51-57 |
| 2-17 | Auburn (A) | L 72-82 |
| 2-20 | Tennessee (H) | L 53-54 |
| 2-21 | Wichita State (H) | L 65-66 |
| 2-24 | Ole Miss (A) | L 61-74 |
| 2-27 | Kentucky (H) | W 94-78 |

SEC Tourn.-Lexington, Ky.

| | | |
|-----|--------------|---------|
| 3-4 | Ole Miss (N) | L 52-59 |
|-----|--------------|---------|

National Invitation Tournament

| | | |
|------|------------|---------|
| 3-12 | Tulane (H) | L 72-83 |
|------|------------|---------|

1982-83 RECORD: 19-13,10-8

Coach: Dale Brown

| | | |
|-----------------------------|-----------------------|----------|
| 11-18 | Brewster Heights (H)* | W 104-82 |
| Hawaii Tipoff Tourn. | | |
| 11-26 | Chaminade (A) | W 75-62 |
| 11-27 | Hawaii Pacific (A) | W 98-76 |
| 11-28 | Hawaii (A) | L 66-68 |
| 11-30 | Pan American (H) | W 76-67 |
| 12- 4 | N.Carolina (N-NJ) | L 43-47 |
| 12- 6 | Loyola (Chicago) (H) | W 97-80 |
| 12- 8 | Texas A&M (N. O.) | W 88-70 |
| 12-18 | Cleveland State (H) | W 115-77 |
| 12-20 | UCLA (A) | L 68-82 |
| 12-22 | Texas-El Paso (A) | W 51-49 |
| 12-30 | St.Francis (Pa.) (H) | W 67-66 |
| 1- 3 | Vanderbilt (A) | L 65-67 |
| 1- 5 | Kentucky (A) | L 50-52 |
| 1- 8 | Georgia (H) | W 60-56 |
| 1-10 | Tennessee (H) | L 58-59 |
| 1-15 | Ole Miss (A) | W 71-68 |
| 1-17 | UNC-Wilmington (H) | W 70-55 |
| 1-22 | Alabama (A) | L 70-75 |
| 1-24 | Miss.State (A) | L 65-80 |
| 1-29 | Auburn (H) | L 62-64 |
| 2- 1 | Florida (H) | W 78-69 |
| 2- 5 | Georgia (A) | W 70-59 |
| 2- 7 | Tennessee (A) | L 63-66 |
| 2-12 | Ole Miss (H) | W 72-63 |
| 2-19 | Alabama (H) | L 67-71 |
| 2-21 | Miss.State (H) | W 86-73 |
| 2-26 | Auburn (A) | W 87-61 |
| 2-28 | Florida (A) | W 91-87 |
| 3- 3 | Vanderbilt (H) | W 66-53 |
| 3- 5 | Kentucky (H) | W 74-60 |

SEC Tourn.-Birmingham, Ala.

| | | |
|------|---------------|---------|
| 3-11 | Tennessee (N) | L 71-74 |
|------|---------------|---------|

National Invitation Tournament

| | | |
|------|----------------------|---------|
| 3-16 | New Orleans (H) (ot) | L 94-99 |
|------|----------------------|---------|

1983-84 RECORD: 18-11,11-7

Coach: Dale Brown

| | | |
|-------|-----------------------|----------|
| 11-11 | Houston Flyers (H)* | W 104-89 |
| 11-26 | New Orleans (A) | W 67-59 |
| 11-28 | UNC-Wilmington (A) | W 94-59 |
| 12- 1 | Washington (H) | W 51-48 |
| 12- 3 | Texas A&M (N-Houston) | W 75-65 |
| 12- 6 | Houston (H) | L 91-100 |
| 12-19 | Houston Baptist (H) | W 60-59 |
| 12-21 | Pan American (H) | W 81-70 |
| 1- 1 | Vanderbilt (H) | W 73-66 |
| 1- 5 | Georgia (A) | W 81-77 |
| 1- 7 | Kentucky (H) | L 80-96 |

| | | |
|------|-------------------------|----------|
| 1-10 | Tennessee (A) | L 69-70 |
| 1-14 | Ole Miss (H) | W 93-70 |
| 1-16 | U. S. International (H) | W 104-66 |
| 1-21 | Alabama (H) | W 85-84 |
| 1-23 | Miss.State (H) | W 80-64 |
| 1-27 | Auburn (A) | L 78-80 |
| 1-29 | North Carolina (A) | L 79-90 |
| 2- 1 | Florida (A) | L 60-78 |
| 2- 4 | Georgia (H) (ot) | W 69-68 |
| 2- 6 | Tennessee (H) (ot) | W 61-59 |
| 2-12 | Ole Miss (A) | W 65-61 |
| 2-17 | Alabama (A) (ot) | L 49-51 |
| 2-20 | Miss.State (A) | W 85-70 |
| 2-25 | Auburn (H) | W 81-80 |
| 2-27 | Florida (H) | W 77-73 |
| 3- 3 | Vanderbilt (A) | L 68-74 |
| 3- 5 | Kentucky (A) | L 68-90 |

SEC Tourn.-Nashville, Tenn.

| | | |
|------|-------------|---------|
| 3-11 | Alabama (N) | L 70-72 |
|------|-------------|---------|

NCAA Tourn. - Salt Lake City

| | | |
|------|------------|---------|
| 3-16 | Dayton (N) | L 66-74 |
|------|------------|---------|

SEC Champions

1984-85 RECORD: 19-10,13-5

Coach: Dale Brown

| | | |
|-------|----------------------|----------|
| 11- 8 | China (H)* | W 90-65 |
| 11-28 | Loyola (Chicago) (H) | W 102-96 |
| 12- 1 | Oral Roberts (A) | W 74-71 |
| 12- 3 | Texas (H) | W 87-79 |
| 12- 5 | Ole Miss (H) | W 89-64 |
| 12- 8 | Houston (A) | L 73-81 |
| 12-21 | New Orleans (H) | W 78-64 |
| 12-22 | UNC-Wilmington (H) | W 88-65 |
| 12-28 | Utah State (H) | W 103-71 |
| 12-30 | Alabama (H) | W 63-61 |
| 1- 2 | Georgia (A) | W 79-74 |
| 1- 5 | Miss.State (A) | L 69-83 |
| 1- 9 | Alabama (A) | L 67-89 |
| 1-12 | Tennessee (H) | W 75-65 |
| 1-17 | Ole Miss (A) | L 65-68 |
| 1-19 | Vanderbilt (A) | W 69-68 |
| 1-23 | Florida (H) | W 86-68 |
| 1-26 | Auburn (H) | W 80-62 |
| 1-31 | Kentucky (A) | L 43-53 |
| 2- 2 | Georgia (H) | L 58-59 |
| 2- 6 | Miss.State (H) | W 80-65 |
| 2-10 | North Carolina (H) | L 70-75 |
| 2-14 | Tennessee (A) | W 87-82 |
| 2-16 | Syracuse (A) | L 64-76 |
| 2-20 | Vanderbilt (H) | W 64-55 |
| 2-23 | Florida (A) | W 61-59 |
| 2-27 | Auburn (A) | W 78-73 |
| 3- 2 | Kentucky (H) | W 67-61 |

SEC Tourn.-Birmingham, Ala.

| | | |
|------|------------|---------|
| 3- 7 | Auburn (N) | L 55-58 |
|------|------------|---------|

NCAA Tourn.-Dayton, Ohio

| | | |
|------|----------|---------|
| 3-15 | Navy (N) | L 55-78 |
|------|----------|---------|

NCAA Final Four

1985-86 RECORD: 26-12,9-9

Coach: Dale Brown

| | | |
|-------------------------|-----------------------|----------|
| 11-15 | Brewster Heights (H)* | W 131-82 |
| 11-22 | Montana State (H) | W 84-59 |
| 11-27 | Washington (A) | W 70-61 |
| 11-30 | BYU-Hawaii (A) | W 89-71 |
| 12- 1 | Hawaii-Pacific (A) | W 101-89 |
| 12- 2 | Hawaii-Loa (A) | W 77-68 |
| 12- 3 | Hawaii-Hilo (A) | W 70-61 |
| 12-14 | Hardin-Simmons (H) | W 87-71 |
| 12-16 | Lamar (A) | W 74-57 |
| 12-17 | Texas (A) | W 72-65 |
| LSU Invitational | | |
| 12-20 | SE Louisiana (H-LSUI) | W 82-61 |
| 12-21 | Southern (H-LSUI) | W 91-83 |
| 12-30 | Oral Roberts (H) | W 82-64 |
| 1- 2 | Georgia (H) | W 85-73 |
| 1- 4 | Miss.State (H) | W 90-74 |
| 1- 9 | Alabama (A) | L 67-83 |
| 1-11 | Tennessee (A) | L 77-88 |
| 1-13 | Ole Miss (H) | W 86-68 |
| 1-18 | Vanderbilt (H) | W 84-67 |
| 1-22 | Florida (A) | L 65-74 |
| 1-29 | Kentucky (H) | L 52-54 |
| 2- 1 | Georgia (A) | L 76-92 |
| 2- 2 | Georgetown (A) | L 72-74 |
| 2- 4 | Auburn (A) | W 63-61 |
| 2- 5 | Miss.State (A) | W 68-62 |
| 2- 9 | Alabama (H) | L 71-80 |
| 2-12 | Tennessee (H) | W 75-50 |

| | | |
|------|----------------|---------|
| 2-15 | Ole Miss (A) | L 57-58 |
| 2-20 | Vanderbilt (A) | W 74-68 |
| 2-22 | Florida (H) | W 80-69 |
| 2-26 | Auburn (H) | L 86-92 |
| 3- 1 | Kentucky (A) | L 57-68 |

SEC Tourn.-Lexington, Ky.

| | | |
|------|--------------|---------|
| 3- 6 | Florida (N) | W 72-66 |
| 3- 7 | Kentucky (A) | L 58-61 |

NCAA Tourn.-Baton Rouge

| | | |
|------|-------------------|---------|
| 3-13 | Purdue (H) (2 OT) | W 94-87 |
| 3-15 | Memphis State (H) | W 83-81 |

NCAASE Regional-Atlanta

| | | |
|------|------------------|---------|
| 3-20 | Georgia Tech (A) | W 70-64 |
| 3-22 | Kentucky (N) | W 59-57 |

NCAAFinal Four-Dallas

| | | |
|------|----------------|---------|
| 3-29 | Louisville (N) | L 77-88 |
|------|----------------|---------|

1986-87 RECORD: 24-15,8-10

Coach: Dale Brown

| | | |
|-----------------------|--------------------|---------|
| 11-14 | Continental (H)* | W 86-76 |
| Pre-Season NIT | | |
| 11-21 | TCU (H-NIT) | L 74-83 |
| 12- 4 | Arkansas State (H) | W 73-61 |
| 12- 6 | McNeese State (A) | W 77-62 |
| 12-14 | Georgia Tech (H) | W 52-44 |
| 12-16 | Florida (A) | L 75-96 |

LSU Invitational

| | | |
|-------|----------------------|----------|
| 12-19 | Hardin-Simm.(H-LSUI) | W 77-71 |
| 12-20 | New Orleans (H-LSUI) | L 71-82 |
| 12-22 | Vanderbilt (H) | L 61-63 |
| 12-29 | W.Virginia St.(N) | W 93-76 |
| 12-30 | Illinois-Chicago (N) | W 117-84 |
| 12-31 | BYU-Hawaii (A) | W 85-70 |
| 1- 1 | Denison (N) | W 99-45 |
| 1- 5 | Ole Miss (A) | L 63-73 |
| 1- 8 | Tennessee (A) | W 79-78 |
| 1-10 | Georgia (H) (ot) | L 63-64 |
| 1-12 | Oklahoma (A) | L 85-94 |
| 1-15 | Alabama (A) | L 65-69 |
| 1-18 | Kentucky (A) | W 76-41 |
| 1-21 | Florida (H) | L 51-75 |
| 1-24 | W. Kentucky (H) | W 67-62 |
| 1-25 | Miss.State (A) | W 52-50 |
| 1-28 | Auburn (H) | W 75-73 |
| 1-31 | Vanderbilt (A) | L 65-66 |
| 2- 4 | Ole Miss (H) (ot) | W 82-75 |
| 2- 7 | Tennessee (H) | W 60-58 |
| 2- 9 | N.Arizona (H) | W 70-58 |
| 2-11 | Georgia (A) | L 57-63 |
| 2-14 | Alabama (H) | L 52-60 |
| 2-21 | Kentucky (H) | W 65-52 |
| 2-25 | Miss.State (H) | W 55-46 |
| 3- 1 | Auburn (A) | L 62-100 |

SEC Tourn.-Atlanta, Ga.

| | | |
|------|--------------------|---------|
| 3- 5 | Miss.State (N) | W 68-54 |
| 3- 6 | Florida (N) | W 72-66 |
| 3- 7 | Georgia (N) (2 ot) | W 89-88 |
| 3- 8 | Alabama (N) | L 62-69 |

NCAA Tourn.-Rosemont, Ill.

| | | |
|------|------------------|---------|
| 3-15 | Georgia Tech (N) | W 85-79 |
| 3-17 | Temple (H) | W 72-62 |

NCAARegional-Cincinnati

| | | |
|------|-------------|---------|
| 3-20 | DePaul (N) | W 63-58 |
| 3-22 | Indiana (N) | L 76-77 |

1987-88 RECORD: 16-14,10-8

Coach: Dale Brown

| | | |
|-------------------------|-------------------------|----------|
| 11-27 | Brewster Heights (H)* | W 123-97 |
| LSU Invitational | | |
| 12- 4 | Nicholls State (H-LSUI) | W 86-62 |
| 12- 5 | Southern (H-LSUI) | W 98-77 |
| 12-12 | Maryland (H) | W 55-54 |
| 12-16 | Georgia Tech (A) | L 70-87 |
| 12-19 | Arkansas State (A) | L 52-66 |
| 12-22 | SW Texas State (H) | W 93-74 |

UNLV/Bud Light Classic

| | | |
|-------|-------------------|---------|
| 12-28 | N.Iowa (N-UNLVC) | L 80-90 |
| 12-29 | UNLV (A-UNLVC) | L 59-78 |
| 1- 6 | Vanderbilt (A) | W 51-39 |
| 1- 9 | Ole Miss (A) (ot) | W 69-61 |
| 1-11 | Oklahoma (H-N.O.) | W 84-77 |
| 1-13 | Tennessee (A) | W 52-51 |
| 1-16 | Georgia (A) | L 50-59 |
| 1-20 | Alabama (H) | W 67-52 |
| 1-23 | Kentucky (H) | L 61-76 |
| 1-27 | Florida (A) | L 50-61 |
| 1-30 | Miss.State (H) | L 47-49 |
| 2- 3 | Auburn (A) | W 78-69 |
| 2- 6 | Vanderbilt (H) | W 94-79 |
| 2-10 | Ole Miss (H) | W 78-57 |
| 2-13 | Tennessee (H) | W 92-73 |
| 2-17 | Georgia (H) | W 63-62 |
| 2-20 | Alabama (A) | L 59-72 |
| 2-24 | Kentucky (A) | L 65-92 |

Year-by-Year Results

| | | | |
|-----|----------------|---|-------|
| 3-2 | Miss.State (A) | L | 60-62 |
| 3-5 | Auburn (H) | L | 80-89 |
| 3-6 | Florida (H) | W | 86-69 |

SEC Tourn.-Baton Rouge

| | | | |
|------|----------------|---|-------|
| 3-11 | Vanderbilt (H) | W | 87-80 |
| 3-12 | Kentucky (H) | L | 80-86 |

NCAA Tourn.-Hartford, Conn.

| | | | |
|------|----------------|---|-------|
| 3-18 | Georgetown (N) | L | 63-66 |
|------|----------------|---|-------|

1988-89 RECORD: 20-12,11-7

| | | | |
|-------------------|------------------------|---|---------|
| Coach: Dale Brown | | | |
| 11-11 | Brewster Heights (H)* | W | 103-94 |
| 11-20 | Yugoslavia (H)* | L | 84-92 |
| 11-25 | Marist College (H) | W | 94-58 |
| 11-30 | Oral Roberts (H) | L | 96-100 |
| 12-6 | Louisiana Tech (H)(ot) | L | 109-111 |
| 12-8 | McNeese State (H) | W | 91-89 |
| 12-10 | Florida (A) | W | 111-101 |
| 12-20 | Tennessee-Martin (H) | W | 128-89 |
| 12-22 | Illinois (H) | L | 100-127 |

Chaminade Classic-Honolulu

| | | | |
|-------|----------------------|---|---------|
| 12-28 | Morehead St.(N-CC) | W | 101-88 |
| 12-29 | Chaminade (A-CC) | W | 94-79 |
| 12-30 | Nebraska (N-CC) | W | 90-87 |
| 1-2 | Maryland (A) | W | 79-77 |
| 1-4 | Miss.State (H) | L | 84-87 |
| 1-7 | Auburn (H) | W | 104-77 |
| 1-11 | Tennessee (A) | L | 96-100 |
| 1-14 | Kentucky (A) | W | 64-62 |
| 1-18 | Vanderbilt (H) | W | 85-84 |
| 1-21 | Alabama (H) | W | 80-76 |
| 1-25 | Georgia (A) | W | 80-79 |
| 1-28 | Georgetown (H-N.O.) | W | 82-80 |
| 2-1 | Ole Miss (H) | W | 105-75 |
| 2-4 | Miss.State (A) | L | 79-96 |
| 2-8 | Auburn (A) | W | 104-91 |
| 2-11 | Tennessee (H) | W | 122-106 |
| 2-15 | Kentucky (H) | W | 99-80 |
| 2-18 | Vanderbilt (A) | L | 74-108 |
| 2-20 | Georgia (H) | W | 97-83 |
| 2-22 | Alabama (A) | L | 72-87 |
| 2-25 | Nevada-Las Vegas (H) | W | 88-87 |
| 3-1 | Florida (H) | L | 95-104 |
| 3-4 | Ole Miss (A)(ot) | L | 112-113 |

SEC Tourn.-Knoxville, Tenn.

| | | | |
|------|---------------|---|-------|
| 3-10 | Tennessee (A) | L | 77-95 |
|------|---------------|---|-------|

NCAA Tourn.-Tucson, Arizona

| | | | |
|------|-------------------|---|-------|
| 3-17 | Texas-El Paso (N) | L | 74-85 |
|------|-------------------|---|-------|

1989-90 RECORD: 23-9,12-6

| | | | |
|-------------------|-------------------------|---|---------|
| Coach: Dale Brown | | | |
| 11-8 | Athletes in Action (H)* | W | 111-79 |
| 11-10 | Russia (H)* | W | 114-109 |

Pre-Season NIT

| | | | |
|-------|------------------------|---|---------|
| 11-15 | S. Mississippi (H-NIT) | W | 91-80 |
| 11-17 | Kansas (H-NIT) | L | 83-89 |
| 12-2 | McNeese State (H) | W | 85-49 |
| 12-4 | Lamar (H) | W | 116-76 |
| 12-8 | Cal.State L.A.(H) | W | 82-57 |
| 12-20 | Northwestern St.(H) | W | 73-63 |
| 12-30 | Hardin-Simmons (H) | W | 100-66 |
| 1-2 | Texas (N-Houston) | W | 124-113 |
| 1-4 | Miss.State (A)(ot) | L | 80-87 |
| 1-6 | Auburn (A) | W | 77-70 |
| 1-8 | Tennessee (H) | W | 111-94 |
| 1-13 | Kentucky (H) | W | 94-81 |
| 1-16 | Vanderbilt (H) | W | 101-72 |
| 1-20 | Notre Dame (H-N.O.) | W | 87-64 |
| 1-21 | Alabama (A) | L | 55-70 |
| 1-24 | Georgia (H) | L | 92-94 |
| 1-27 | Florida (H) | W | 70-52 |
| 1-28 | Nevada-Las Vegas (H) | W | 107-105 |
| 1-31 | Ole Miss (A) | W | 79-77 |
| 2-3 | Loyola Mary. (H)(ot) | W | 148-141 |
| 2-5 | Miss.State (H) | W | 86-68 |
| 2-7 | Auburn (H) | W | 82-71 |
| 2-10 | Tennessee (A) | W | 119-113 |
| 2-15 | Kentucky (A) | L | 95-100 |
| 2-18 | Vanderbilt (A) | W | 121-108 |
| 2-21 | Alabama (H) | W | 75-69 |
| 2-25 | Georgia (A) | L | 85-86 |
| 2-27 | Florida (A) | L | 63-76 |
| 3-3 | Ole Miss (H) | W | 103-94 |

SEC Tourn.-Orlando, Fla.

| | | | |
|-----|----------------|---|-------|
| 3-9 | Auburn (N-SEC) | L | 76-78 |
|-----|----------------|---|-------|

NCAA Tourn.-Knoxville, Tenn.

| | | | |
|------|-----------------------|---|-------|
| 3-15 | Villanova (N-NCAA) | W | 70-63 |
| 3-17 | Georgia Tech (N-NCAA) | L | 91-94 |

SEC Champions

1990-91 RECORD: 20-10,13-5

| | | | |
|-------------------|----------------|---|--------|
| Coach: Dale Brown | | | |
| 11-16 | Newcastle (H)* | W | 111-91 |

Tipoff Classic-Springfield, Mass.

| | | | |
|-------|--------------------|---|---------|
| 11-24 | Villanova (N-TC) | L | 91-93 |
| 11-26 | SE Louisiana (H) | W | 117-68 |
| 11-30 | Texas (H) | W | 101-87 |
| 12-7 | Chapman (H) | W | 101-68 |
| 12-8 | Arizona (H) | W | 92-82 |
| 12-18 | Arkansas State (H) | W | 98-74 |
| 12-20 | Loyola Mary. (H) | W | 122-114 |
| 12-22 | Illinois (A) | L | 96-102 |
| 12-29 | Nicholls State (H) | W | 118-76 |
| 1-2 | Vanderbilt (H) | W | 87-70 |
| 1-5 | Kentucky (A) | L | 80-93 |
| 1-7 | Georgia (H) | W | 83-76 |
| 1-12 | Auburn (A) | W | 96-84 |
| 1-15 | Alabama (A) | W | 90-80 |
| 1-19 | Ole Miss (H) | W | 87-71 |
| 1-22 | Tennessee (A) | L | 89-92 |
| 1-26 | Florida (H) | W | 76-66 |
| 1-29 | Miss.State (H) | L | 79-82 |
| 2-2 | Vanderbilt (A) | L | 59-63 |
| 2-5 | Kentucky (H) | W | 107-88 |
| 2-8 | Georgia (A) | W | 89-86 |
| 2-10 | Duke (A) | L | 70-88 |
| 2-13 | Auburn (H) | W | 98-61 |
| 2-17 | Alabama (H) | W | 88-81 |
| 2-20 | Ole Miss (A) | W | 89-78 |
| 2-23 | Tennessee (H) | W | 119-87 |
| 2-27 | Florida (A) | W | 79-66 |
| 3-2 | Miss.State (A) | L | 73-76 |

SEC Tourn.-Nashville, Tenn.

| | | | |
|-----|----------------|---|-------|
| 3-8 | Auburn (N-SEC) | L | 77-92 |
|-----|----------------|---|-------|

NCAA Tourn.-Minneapolis, Minn.

| | | | |
|------|----------------------|---|-------|
| 3-14 | Connecticut (N-NCAA) | L | 62-79 |
|------|----------------------|---|-------|

1991-92 RECORD: 21-10,12-4

| | | | |
|-------------------|----------------------|---|--------|
| Coach: Dale Brown | | | |
| 11-8 | Melbourne (H)* | W | 96-60 |
| 11-15 | Rancho Raiders (H)* | W | 126-80 |
| 11-22 | Northeast La.(H) | W | 77-76 |
| 11-27 | Middle Tenn.St.(H) | W | 96-65 |
| 11-30 | Nevada-Las Vegas (A) | L | 55-76 |
| 12-7 | Arizona (A) | L | 67-87 |
| 12-17 | SE Louisiana (H) | W | 101-64 |
| 12-21 | Louisville (H) | L | 92-93 |
| 12-28 | Northern Arizona (H) | W | 159-86 |
| 12-30 | Nicholls State (H) | W | 123-61 |
| 1-3 | Texas (H-N.O.) | W | 84-83 |
| 1-8 | Auburn (A) | W | 87-70 |
| 1-11 | Arkansas (H) | L | 90-101 |
| 1-14 | Alabama (A) | W | 89-81 |
| 1-18 | Miss.State (A) | W | 83-70 |
| 1-20 | McNeese State (H) | W | 115-67 |
| 1-25 | Ole Miss (A) | W | 83-73 |
| 1-29 | Tennessee (H) | W | 97-82 |
| 2-2 | Kentucky (H) | W | 74-53 |
| 2-5 | Florida (A) | W | 70-50 |
| 2-8 | Duke (H) | L | 67-77 |
| 2-11 | Georgia (H) | L | 62-64 |
| 2-15 | Vanderbilt (A) | L | 69-76 |
| 2-19 | South Carolina (A) | W | 74-56 |
| 2-22 | Auburn (H) | W | 99-82 |
| 2-25 | Ole Miss (H) | W | 100-69 |
| 2-29 | Alabama (H) | W | 73-65 |
| 3-3 | Arkansas (A)(ot) | L | 92-106 |
| 3-7 | Miss.State (H) | W | 89-80 |

SEC Tourn.-Birmingham, Ala.

| | | | |
|------|-------------------|---|-------|
| 3-13 | Tennessee (N-SEC) | W | 99-89 |
| 3-14 | Kentucky (N-SEC) | L | 74-80 |

NCAA Tourn.-Boise, Idaho

| | | | |
|------|------------------|---|-------|
| 3-19 | BYU (N-NCAA) | W | 94-83 |
| 3-21 | Indiana (N-NCAA) | L | 79-89 |

1992-93 RECORD: 22-11,9-7

| | | | |
|-------------------|------------------------|---|-------|
| Coach: Dale Brown | | | |
| 11-20 | High Five America (H)* | W | 94-89 |
| 11-24 | Australia (H)* | W | 97-74 |
| 12-1 | McNeese State (H) | W | 83-72 |
| 12-3 | Southeastern La.(H) | W | 92-65 |
| 12-5 | Mercer (H) | W | 82-48 |
| 12-15 | Nicholls State (H) | W | 75-64 |
| 12-16 | Campbell (H) | W | 93-71 |

Maui Invitational

| | | | |
|-------|----------------------|---|-------|
| 12-21 | Stanford (N-MI) | W | 72-63 |
| 12-22 | Duke (N-MI) | L | 67-96 |
| 12-23 | Memphis State (N-MI) | L | 66-70 |
| 12-29 | Northwestern St.(H) | W | 93-79 |
| 12-30 | Tennessee State (H) | W | 90-68 |
| 1-2 | Drake (H) | W | 94-86 |

| | | | |
|------|-----------------------|---|--------|
| 1-6 | Alabama (A) | L | 67-77 |
| 1-9 | Auburn (H) | W | 87-81 |
| 1-13 | Miss.State (A)(ot) | W | 84-76 |
| 1-16 | Florida (H) | W | 85-81 |
| 1-20 | Central Conn.St.(H) | W | 86-53 |
| 1-23 | Ole Miss (A) | L | 62-71 |
| 1-26 | Kentucky (A) | L | 67-105 |
| 1-30 | South Carolina (H) | W | 85-62 |
| 2-2 | Arkansas (H) | L | 79-91 |
| 2-7 | Texas (N-San Antonio) | W | 84-81 |
| 2-10 | Miss.State (H) | W | 92-66 |
| 2-13 | Auburn (A) | W | 75-73 |
| 2-17 | Vanderbilt (H) | L | 66-87 |
| 2-20 | Tennessee (A) | W | 81-74 |
| 2-23 | Alabama (H) | W | 76-68 |
| 2-27 | Georgia (A) | L | 78-81 |
| 3-3 | Arkansas (A) | L | 75-88 |
| 3-6 | Ole Miss (H) | W | 71-56 |

SEC Tourn.-Lexington, Ky.

| | | | |
|------|--------------------|---|-------|
| 3-12 | Ole Miss (N-SEC) | W | 89-70 |
| 3-13 | Vanderbilt (N-SEC) | W | 72-62 |
| 3-14 | Kentucky (A-SEC) | L | 65-82 |

NCAA Tourn.-Chicago, Ill.

| | | | |
|------|---------------------|---|-------|
| 3-18 | California (N-NCAA) | L | 64-66 |
|------|---------------------|---|-------|

1993-94 RECORD: 11-16,5-11

| | | | |
|-------------------|---------------------------|---|---------|
| Coach: Dale Brown | | | |
| 11-19 | Dinamo Moscow (H)* | L | 85-87 |
| 11-22 | High Five America (H)* | W | 101-87 |
| 11-26 | Texas (H) | W | 86-66 |
| 12-4 | Nicholls St.(H) (ot) | W | 95-90 |
| 12-11 | Okla.St.(At N. O.) (H) | W | 71-68 |
| 12-16 | McNeese St.(H) | W | 93-72 |
| 12-18 | UCLA (A) | L | 80-100 |
| 12-21 | Southeastern La.(H) | W | 96-62 |
| 12-28 | Winthrop (H) | W | 100-71 |
| 12-30 | Radford (H) | L | 72-73 |
| 1-5 | Florida (A) | L | 73-74 |
| 1-8 | Auburn (H) | W | 83-72 |
| 1-11 | Arkansas (A) | L | 83-84 |
| 1-15 | Vanderbilt (A) | W | 83-81 |
| 1-19 | Alabama (H) | L | 67-71 |
| 1-22 | N.Carolina (At N. O.) (H) | L | 65-88 |
| 1-26 | Mississippi St.(H) | L | 52-66 |
| 1-29 | Ole Miss (H) | W | 90-66 |
| 2-2 | South Carolina (A) | W | 77-71 |
| 2-5 | Tennessee (H) | W | 84-83 |
| 2-8 | Alabama (A) | L | 66-75 |
| 2-12 | Auburn (A) | L | 83-111 |
| 2-15 | Kentucky (H) | L | 95-99 |
| 2-19 | Georgia (H) | L | 84-100 |
| 2-23 | Louisville (A) | L | 64-82 |
| 2-26 | Mississippi St.(A) | L | 66-86 |
| 3-2 | Arkansas (H) (ot) | L | 105-108 |
| 3-5 | Ole Miss (A) | L | 78-93 |

SEC Tournament-Memphis, Tenn.

| | | | |
|------|-------------|---|-------|
| 3-10 | Georgia (N) | L | 70-83 |
|------|-------------|---|-------|

1994-95 RECORD: 12-15,6-10

| | | | |
|-------------------|--------------------------|---|---------|
| Coach: Dale Brown | | | |
| 11-11 | High Five America (H)* | W | 83-73 |
| 11-18 | Victorian All-Stars (H)* | W | 94-90 |
| 11-25 | Southeastern La.(H) | W | 106-80 |
| 11-29 | McNeese State (H) | W | 86-71 |
| 12-3 | George Mason (H) | W | 127-104 |
| 12-6 | Troy State (H) | W | 113-78 |
| 12-17 | UCLA (H) | L | 72-92 |
| 12-20 | Oklahoma St.(A-Tulsa) | L | 67-111 |
| 12-22 | Coppin State (H) | L | 66-69 |
| 12-28 | Georgia State (H) | W | 105-70 |
| 12-30 | Md-Baltimore Co.(H) | W | 88-67 |
| 1-3 | Florida (H) | W | 70-66 |
| 1-7 | Texas (A) | L | 71-80 |
| 1-11 | Auburn (A) | W | 76-73 |
| 1-17 | Alabama (A) | W | 74-61 |
| 1-21 | Ole Miss (H)(ot) | W | 87-81 |
| 1-25 | Miss.State (A) | L | 60-73 |
| 1-28 | Vanderbilt (H) | L | 58-66 |
| 1-31 | Arkansas (A) | L | 81-105 |
| 2-4 | Tennessee (A) | W | 56-52 |
| 2-8 | Miss.State (H) | L | 61-67 |
| 2-11 | Alabama (H) | L | 66-74 |
| 2-15 | Ole Miss (A) | L | 90-102 |
| 2-18 | Georgia (A) | L | 89-98 |
| 2-22 | Arkansas (H) | L | 90-92 |
| 2-25 | Auburn (H) | W | 89-78 |
| 3-1 | South Carolina (H) | L | 62-69 |
| 3-4 | Kentucky (A) | L | 80-127 |

SEC Tourn.-Atlanta, Ga.

| | | | |
|-----|----------------|---|-------|
| 3-9 | Vanderbilt (N) | L | 61-85 |
|-----|----------------|---|-------|

1995-96 RECORD: 12-17,4-12

| | | | |
|-------------------|--------------------------|---|-------|
| Coach: Dale Brown | | | |
| 11-8 | Athletes in Action (H)* | L | 82-90 |
| 11-15 | Victorian All-Stars (H)* | W | 79-62 |

Hawaii Tipoff Classic

| | | | |
|-------|-----------------------|---|---------|
| 11-24 | Saint Louis (N-HTC) | L | 70-79 |
| 11-26 | Dayton (N-HTC) | L | 73-86 |
| 11-29 | Southern (H) | W | 109-100 |
| 12-1 | McNeese State (H) | W | 83-73 |
| 12-5 | Michigan (H) | L | 68-69 |
| 12-16 | Tenn-Martin (H) | W | 93-74 |
| 12-19 | Centenary (H) | W | 65-63 |
| 12-22 | Jackson State (H) | L | 76-87 |
| 12-23 | Louisiana College (H) | W | 104-65 |
| 12-29 | Marist (H) | W | 80-65 |
| 12-30 | Cornell (H) | W | 70-60 |
| 1-3 | Mississippi State (H) | L | 64-77 |
| 1-6 | Alabama (H) | W | 99-77 |
| 1-10 | Vanderbilt (A) | W | 71-68 |
| 1-16 | Kentucky (H) | L | 97-129 |
| 1-21 | Auburn (A) | L | 87-95 |
| 1-23 | Nicholls State (H) | W | 86-69 |
| 1-27 | Florida (A) | L | 70-73 |
| 1-30 | Arkansas (A) | L | 68-76 |
| 2-3 | Ole Miss (H) | W | 71-66 |
| 2-7 | Georgia (H) | L | 82-85 |
| 2-10 | South Carolina (A) | L | 68-106 |
| 2-14 | Tennessee (H) | L | 65-73 |
| 2-17 | Alabama (A) | L | 73-76 |
| 2-21 | Mississippi State (A) | L | 77-88 |
| 2-24 | Auburn (H) | W | 93-67 |
| 2-28 | Ole Miss (A) | L | 48-75 |
| 3-2 | Arkansas (H) | L | 79-94 |

SEC Tourn.-New Orleans

| | | | |
|-----|------------------------|---|-------|
| 3-7 | South Carolina (N-SEC) | L | 76-85 |
|-----|------------------------|---|-------|

1996-97 RECORD: 10-20,3-13

Coach: Dale Brown

| | | | |
|-------|------------------------|----|-------|
| 11-8 | Geelong Supercats (H)* | W | 67-61 |
| 11-15 | Bulgaria (H)* | W | 81-40 |
| 11-22 | Troy State (H) | W# | 90-59 |

Maui Classic

| | | | |
|-------|------------------------|----|-------|
| 11-25 | Kansas (N-MC) | L | 53-82 |
| 11-26 | Iowa (N-MC) | W# | 70-60 |
| 11-27 | South Carolina (N-MC) | L | 68-74 |
| 11-30 | North Carolina A&T (H) | W# | 74-62 |
| 12-3 | Samford (H) | L | 50-53 |

John Wooden Classic-Anaheim, Calif.

| | | | |
|-------|-------------------------|----|-------|
| 12-7 | Louisville (N-JWC) (ot) | L | 87-93 |
| 12-15 | Michigan (A) | L | 59-70 |
| 12-18 | N.Carolina (A) | L | 48-67 |
| 12-21 | Oral Roberts (H) | W# | 59-58 |
| 12-23 | Prairie View (H) | W | 96-56 |
| 12-28 | Fresno State (H) | W# | 79-75 |
| 12-30 | Lafayette (H) | W | 64-43 |
| 1-4 | Mississippi State (A) | L | 66-69 |
| 1-7 | Florida (H) | W | 88-82 |
| 1-11 | Arkansas (A) | L | 59-82 |
| 1-15 | Vanderbilt (H) | L | 62-69 |
| 1-19 | Tennessee (A) | L | 52-66 |
| 1-22 | Auburn (H) | W | 75-59 |
| 1-25 | Alabama (A) | L | 66-75 |
| 1-29 | Mississippi State (H) | L | 60-68 |
| 2-1 | South Carolina (H) | L | 65-80 |
| 2-5 | Ole Miss (H) | L | 73-79 |
| 2-8 | Auburn (A) | L | 72-76 |
| 2-12 | Kentucky (A) | L | 48-84 |
| 2-15 | Alabama (H) | L | 72-78 |
| 2-22 | Georgia (A) | L | 59-82 |
| 2-26 | Ole Miss (A) | L | 68-74 |
| 3-1 | Arkansas (H) | W | 66-64 |

SEC Tourn.-Memphis, Tenn.

| | | | |
|-----|-----------------|---|-------|
| 3-6 | Georgia (N-SEC) | L | 54-75 |
|-----|-----------------|---|-------|

wins forfeited by NCAA

Coach John Brady
 4 seasons • 1997-62-55 (.530)

1997-98 RECORD: 9-18,2-14

Coach: John Brady

| | | | |
|-------|------------------------|---|-------|
| 11-6 | Double Pump* (H) | W | 76-67 |
| 11-14 | Outback All-Stars* (H) | W | 60=62 |
| 11-20 | Southern-NO (H) | W | 99-51 |
| 11-24 | Centenary (H) | W | 59-41 |
| 11-26 | Fresno State (A) | L | 65-90 |
| 11-29 | Nicholls St.(H) | W | 72-52 |
| 12-1 | Lamar (H) | L | 64-70 |
| 12-14 | Jackson St.(H) | W | 57-49 |
| 12-17 | Texas (A) | L | 63-69 |
| 12-23 | Robert Morris (H) | W | 63-58 |
| 12-28 | Southern-BR (H) | W | 77-66 |
| 12-30 | Houston (H) | W | 72-50 |
| 1-4 | Arkansas (A) | L | 59-62 |
| 1-7 | Alabama (H) | L | 57-60 |
| 1-10 | South Carolina (A) | L | 53-70 |
| 1-14 | Auburn (H) | W | 59-54 |
| 1-17 | Florida (A) | W | 66-63 |
| 1-21 | Ole Miss (A) | L | 58-80 |

| | | | |
|------|----------------|---|-------|
| 1-24 | Georgia (H) | L | 52-61 |
| 1-28 | Arkansas (H) | L | 68-85 |
| 1-31 | Tennessee (H) | L | 65-72 |
| 2-4 | Kentucky (H) | L | 61-63 |
| 2-11 | Miss.State (A) | L | 48-65 |
| 2-14 | Auburn (A) | L | 44-66 |
| 2-18 | Ole Miss (H) | L | 57-83 |
| 2-21 | Alabama (A) | L | 60-69 |
| 2-25 | Vanderbilt (A) | L | 58-60 |
| 2-28 | Miss.State (H) | L | 62-63 |

SEC Tournament - Atlanta, Ga.

| | | | |
|-----|---------------|---|-------|
| 3-5 | Tennessee (N) | L | 62-73 |
|-----|---------------|---|-------|

1998-99 RECORD: 12-15,4-12

Coach: John Brady

| | | | |
|-------|------------------------|---|-------|
| 11-16 | Texas-Pan American (H) | W | 75-56 |
| 11-21 | McNeese State (H) | W | 52-39 |
| 11-25 | North Carolina A&T (H) | W | 72-59 |
| 11-30 | Houston (A) | L | 55-67 |
| 12-12 | Jackson State (H) | W | 72-53 |
| 12-16 | Prairie View A&M (H) | W | 84-62 |
| 12-19 | Texas (H) (ot) | W | 63-61 |
| 12-22 | Troy State (H) | W | 74-56 |
| 12-29 | Belmont (H) | W | 82-63 |
| 1-2 | Arkansas (H) | L | 75-80 |
| 1-6 | Tennessee (A) | L | 58-93 |
| 1-9 | Auburn (H) | L | 70-73 |
| 1-13 | Alabama (H) | W | 71-70 |
| 1-16 | Mississippi State (A) | L | 53-55 |
| 1-20 | Florida (H) | L | 58-77 |
| 1-23 | Vanderbilt (H) | W | 64-59 |
| 1-27 | Arkansas (A) | L | 64-86 |
| 1-30 | Kentucky (A) | L | 62-86 |
| 2-3 | Ole Miss (H) | L | 66-82 |
| 2-6 | Auburn (A) | L | 54-80 |
| 2-10 | Alabama (A) (Got) | L | 71-72 |
| 2-13 | Arizona (A) | L | 71-78 |
| 2-17 | South Carolina (H) | W | 60-56 |
| 2-20 | Georgia (A) | L | 57-59 |
| 2-24 | Mississippi State (H) | W | 74-63 |
| 2-27 | Ole Miss (A) | L | 57-79 |

SEC Tournament - Atlanta, Ga.

| | | | |
|-----|-----------------|---|-------|
| 3-4 | Florida (N-SEC) | L | 75-97 |
|-----|-----------------|---|-------|

* Exhibition

SEC Champions

1999-00 RECORD: 28-6,12-4

Coach: John Brady

| | | | |
|-------|---------------------|---|--------|
| 11-8 | *Next Level (H) | W | 78-70 |
| 11-12 | *Sports Tour (H) | W | 94-61 |
| 11-20 | Grambling State (H) | W | 112-37 |
| 11-22 | Southeastern La.(H) | W | 75-36 |

Hawaii Pacific Classic - Honolulu, Hawaii

| | | | |
|-------|--------------------------|---|--------|
| 11-26 | & Oakland Univ. (N-Haw.) | W | 87-80 |
| 11-27 | & Wyoming (N-Haw.) | W | 103-86 |
| 11-28 | & Fresno St. (N-Haw.) | W | 95-85 |
| 12-11 | Alcorn State (H) | W | 71-64 |
| 12-14 | Tennessee-Martin (H) | W | 73-45 |
| 12-18 | Sam Houston State (H) | W | 85-67 |
| 12-21 | Centenary (H-S'port) | W | 80-52 |
| 12-23 | Nicholls State (H) | W | 91-74 |
| 12-27 | Howard (H) | W | 81-55 |

Sugar Bowl Classic - New Orleans, La.

| | | | |
|-------|-----------------------|---|-------|
| 12-30 | Oklahoma State (N) | W | 63-53 |
| 1-5 | Alabama (H) | W | 78-66 |
| 1-8 | Tennessee (H) | L | 59-64 |
| 1-12 | Florida (A) | L | 57-82 |
| 1-15 | Vanderbilt (A) | L | 62-65 |
| 1-19 | Georgia (H) | W | 61-57 |
| 1-26 | Arkansas (H) | W | 96-75 |
| 1-29 | Arizona (H) | W | 86-60 |
| 2-2 | Mississippi State (A) | L | 66-68 |
| 2-5 | Alabama (A) | W | 93-60 |
| 2-9 | Auburn (H) | W | 83-68 |
| 2-13 | Kentucky (H) | W | 70-57 |
| 2-16 | Ole Miss (A) | W | 97-53 |
| 2-19 | Arkansas (A) | W | 78-67 |
| 2-23 | South Carolina (A) | W | 64-59 |
| 2-26 | Mississippi State (H) | W | 71-66 |
| 3-1 | Auburn (A) | W | 55-53 |
| 3-4 | Ole Miss (H) | W | 64-60 |

SEC Tournament - Atlanta, Ga.

| | | | |
|------|--------------------|---|-------|
| 3-10 | Vanderbilt (N-SEC) | W | 71-60 |
| 3-11 | Arkansas (N-SEC) | L | 67-69 |

NCAA Tournament - Salt Lake City, Utah

| | | | |
|------|-------------------------|---|-------|
| 3-16 | SE Missouri St.(N-NCAA) | W | 64-61 |
| 3-18 | Texas (N-NCAA) | W | 72-67 |

NCAA Tournament - Albuquerque, N. M.

| | | | |
|------|--------------------|---|-------|
| 3-23 | Wisconsin (N-NCAA) | L | 48-61 |
|------|--------------------|---|-------|

* Exhibition

2000-01 RECORD: 13-16,2-14

Coach: John Brady

| | | | |
|-------|----------------------|---|-------|
| 11-6 | *Global Sports (H) | W | 72-69 |
| 11-13 | *Angola Atletico (H) | W | 92-52 |
| 11-20 | La.-Monroe (H) | W | 92-49 |
| 11-25 | Norfolk State (H) | W | 90-62 |
| 11-28 | Houston (A) | W | 61-59 |
| 12-8 | Texas Southern (H) | W | 89-57 |
| 12-13 | McNeese State (H) | W | 87-68 |
| 12-16 | New Orleans (H) | W | 84-57 |
| 12-20 | Arizona (A) | L | 75-88 |
| 12-22 | Nicholls State (H) | W | 92-49 |

Sugar Bowl Classic - New Orleans, La.

| | | | |
|-------|-----------------------|--------|-------|
| 12-28 | Oregon State (N) | W | 78-68 |
| 1-3 | Wyoming (H) | W | 73-69 |
| 1-6 | Alabama (H) | L | 73-82 |
| 1-10 | Vanderbilt (H) | L | 67-71 |
| 1-13 | Auburn (A) | L | 69-85 |
| 1-17 | Centenary (H) | W | 85-44 |
| 1-21 | Georgia (A) | L | 63-68 |
| 1-24 | Mississippi State (A) | W | 82-73 |
| 1-27 | Arkansas (H) | L | 52-59 |
| 1-31 | South Carolina (H) | L | 56-68 |
| 2-3 | Alabama (A) | L | 66-76 |
| 2-7 | Ole Miss (A) | L | 33-50 |
| 2-10 | Auburn (H) | L | 65-76 |
| 2-13 | Florida (H) | L (ot) | 74-81 |
| 2-17 | Arkansas (A) | L | 70-87 |
| 2-21 | Kentucky (A) | L | 61-84 |
| 2-24 | Mississippi State (H) | L | 48-55 |
| 2-28 | Ole Miss (H) | W (ot) | 78-77 |
| 3-2 | Tennessee (A) | L | 71-78 |

SEC Tournament - Nashville, Tenn.

| | | | |
|-----|--------------|---|-------|
| 3-8 | Georgia (N) | W | 63-62 |
| 3-9 | Arkansas (N) | L | 72-77 |

*exhibition

2001-02 RECORD: 19-15,6-10

Coach: John Brady

| | | | |
|-------|--------------------|---|-------|
| 11-5 | *Global Sports (H) | W | 78-71 |
| 11-12 | *Sports Tours (H) | W | 85-51 |
| 11-17 | Campbell (H) | W | 83-59 |
| 11-19 | Southern (H) | W | 97-69 |

Hilo Thanksgiving Classic - Hilo, Hawaii

| | | | |
|-------|-------------------------|---|-------|
| 11-23 | Weber State (N)(ot) | L | 74-75 |
| 11-24 | Hawaii-Hilo (A) | W | 64-62 |
| 11-25 | Mercer (N) | W | 84-54 |
| 11-28 | Towson (H) | W | 83-46 |
| 12-02 | Northwestern State (H) | W | 91-54 |
| 12-04 | Louisiana-Lafayette (H) | W | 83-65 |
| 12-15 | McNeese State (H) | W | 80-57 |
| 12-18 | New Orleans (A) | L | 59-60 |
| 12-20 | Houston (H) | W | 73-69 |

Sugar Bowl Classic - New Orleans, La.

| | | | |
|-------|---------------------------|---|--------|
| 12-27 | Miami (Fla) (N) | L | 61-68 |
| 12-30 | Nicholls State (H) | W | 71-35 |
| 1-5 | Alabama (A) | L | 74-76 |
| 1-13 | Arkansas (H) | W | 75-69 |
| 1-16 | Florida (A) | L | 70-102 |
| 1-19 | Auburn (H) | W | 75-58 |
| 1-23 | Ole Miss (A) | L | 55-70 |
| 1-26 | Mississippi State (A) | L | 61-84 |
| 1-30 | Tennessee (H) | L | 58-61 |
| 2-2 | Alabama (H) | L | 48-57 |
| 2-6 | Vanderbilt (A) | L | 63-68 |
| 2-9 | Kentucky (H) | L | 56-68 |
| 2-13 | Mississippi State (H)(ot) | W | 68-65 |
| 2-16 | Arkansas (A) | W | 67-63 |
| 2-20 | South Carolina (A) | L | 53-66 |
| 2-23 | Georgia (H) | L | 54-55 |
| 2-27 | Ole Miss (H) | W | 59-56 |
| 3-2 | Auburn (A) | W | 59-54 |

SEC Tourn. - Atlanta, Ga.

| | | | |
|-----|-----------------------|---|-------|
| 3-7 | Vanderbilt (N) | W | 69-62 |
| 3-8 | Georgia (N) | W | 78-76 |
| 3-9 | Mississippi State (N) | L | 51-57 |

National Invitation Tournament

| | | | |
|------|----------------|---|-------|
| 3-13 | Iowa (A) | W | 63-61 |
| 3-19 | Ball State (H) | L | 65-75 |

* Exhibition

Opponent Series

Alabama (59-89)

| | | | |
|--------------|--------|--------|-------|
| Jan.1916 | H | L | 25-39 |
| Jan.1916 | H | L | 25-44 |
| Feb. 1916 | A | W | 25-18 |
| Jan.1917 | H | W | 34-7 |
| Feb. 1917 | A | W | 38-9 |
| Feb. 9,1918 | A | W | 28-25 |
| Feb. 9,1920 | A | W | 30-11 |
| Feb. 23,1920 | H | W | 44-19 |
| Feb. 12,1924 | A | L | 8-44 |
| Jan.25,1926 | A | L | 15-26 |
| Jan.26,1926 | A | W | 28-22 |
| Jan.1929 | A | L | 16-38 |
| Jan.1929 | A | L | 28-37 |
| Feb. 3,1930 | A | L | 20-37 |
| Feb. 4,1930 | A | L | 22-28 |
| Jan.22,1931 | H | L | 26-40 |
| Jan.23,1931 | H | L | 28-37 |
| Jan.22,1932 | A | L | 25-34 |
| Jan.23,1932 | A | L | 25-37 |
| Jan.4,1933 | H | W | 32-27 |
| Jan.5,1933 | H | L | 36-40 |
| Jan.12,1934 | A | L | 33-36 |
| Jan.13,1934 | A | L | 29-37 |
| Jan.7,1935 | H | W | 34-32 |
| Jan.8,1935 | H | W | 41-39 |
| Jan.10,1936 | A | L | 25-37 |
| Jan.11,1936 | A | L | 34-43 |
| Feb. 28,1936 | Knox | L | 30-52 |
| Jan.6,1937 | H | W | 43-33 |
| Jan.7,1937 | H | W | 47-27 |
| Feb. 7,1938 | A | L | 33-41 |
| Feb. 8,1938 | A | L | 32-33 |
| Jan.6,1939 | H | W | 33-29 |
| Jan.7,1939 | H | L | 30-39 |
| Jan.15,1940 | A | W | 33-28 |
| Feb. 29,1940 | Knox | L | 25-51 |
| Jan.6,1941 | H | W | 37-28 |
| Jan.13,1941 | A | L (ot) | 32-36 |
| Jan.12,1942 | A | L | 28-40 |
| Feb. 27,1942 | Lville | L (ot) | 31-45 |
| Jan.1943 | A | W | 32-29 |
| Jan.1943 | A | W | 36-32 |
| Jan.26,1943 | Lville | W | 47-41 |
| Jan.14,1946 | A | W | 48-26 |
| Jan.16,1946 | H | W | 44-30 |
| Jan.13,1947 | A | L | 38-45 |
| Feb. 7,1947 | H | W | 54-43 |
| Jan.27,1948 | A | L | 43-49 |
| March 1,1948 | H | L | 32-37 |
| Jan.20,1949 | H | W | 51-44 |
| Feb. 5,1949 | A | L | 45-56 |
| Jan.20,1950 | SA | W | 64-58 |
| Feb. 3,1950 | H | L | 52-60 |
| Dec.23,1951 | A | L | 69-94 |
| Dec.8,1951 | H | W | 68-61 |
| Dec.17,1952 | A | W | 58-45 |
| Feb. 22,1954 | H | W | 79-61 |
| Feb. 21,1955 | A | L | 51-71 |
| Feb. 1956 | H | L | 59-77 |
| Feb. 18,1957 | A | L | 70-82 |
| Dec.20,1957 | Char | L | 50-60 |
| Feb. 1958 | H | W | 58-49 |
| Feb. 16,1959 | A | L | 84-89 |
| Feb. 15,1960 | H | W | 66-53 |
| Feb. 20,1961 | A | L | 60-68 |
| Dec.16,1961 | Birm | W | 72-63 |
| Feb. 19,1962 | H | W | 69-60 |
| Feb. 18,1963 | A | L | 71-75 |
| Feb. 17,1964 | H | L | 70-72 |
| Feb. 6,1965 | H | W | 67-64 |
| Feb. 1965 | A | L | 78-90 |
| Feb. 7,1966 | A | L | 62-66 |

| | | | |
|---------------|------|---------|---------|
| Feb. 19,1966 | H | L | 73-81 |
| Jan.14,1967 | A | L (ot) | 74-76 |
| Feb. 18,1967 | H | L | 77-86 |
| Dec.30,1967 | H | W | 81-70 |
| Feb. 17,1968 | A | W | 99-89 |
| Jan.4,1968 | A | L | 82-85 |
| Feb. 8,1968 | H | W | 81-75 |
| Jan.3,1970 | H | W | 90-83 |
| Feb. 7,1970 | A | L | 104-106 |
| Jan.4,1971 | A | L | 87-101 |
| Feb. 6,1971 | H | W | 107-78 |
| Jan.10,1972 | H | L | 80-101 |
| Feb. 12,1972 | A | L (4ot) | 99-103 |
| Jan.6,1973 | A | L | 66-77 |
| Feb. 10,1973 | H | W | 72-70 |
| Jan.19,1974 | H | L (ot) | 79-80 |
| Feb. 18,1974 | A | L | 87-99 |
| Jan.18,1975 | A | L | 67-93 |
| Feb. 17,1975 | H | L | 76-80 |
| Jan.17,1976 | A | L | 75-113 |
| Feb. 14,1976 | H | L | 74-78 |
| Jan.8,1977 | A | L | 77-80 |
| Feb. 5,1977 | H | L (ot) | 70-77 |
| Jan.4,1978 | A | L | 67-70 |
| March 6,1978 | H | W | 103-85 |
| Jan.10,1979 | A | L | 76-90 |
| Feb. 22,1979 | H | W | 86-88 |
| Jan.7,1980 | H | L | 56-57 |
| Feb. 6,1980 | A | W (ot) | 68-66 |
| Feb. 29,1980 | Birm | W | 73-66 |
| Jan.14,1981 | A | W | 59-56 |
| Feb. 11,1981 | H | W | 70-57 |
| Jan.13,1982 | A | L | 86-109 |
| Feb. 10,1982 | H | W | 73-68 |
| Jan.22,1983 | A | L | 70-75 |
| Feb. 19,1983 | H | L | 67-71 |
| Jan.21,1984 | H | W | 85-84 |
| Feb. 17,1984 | A | L (ot) | 49-51 |
| March 11,1984 | Nash | L (ot) | 70-72 |
| Dec.30,1984 | H | W | 63-61 |
| Jan.9,1985 | A | L | 67-89 |
| Jan.9,1986 | A | L | 67-83 |
| Feb. 9,1986 | H | L | 71-80 |
| Jan.15,1987 | A | L | 65-69 |
| Feb. 14,1987 | H | L | 52-60 |
| March 8,1987 | Atl | L | 62-69 |
| Jan.20,1988 | H | W | 67-52 |
| Feb. 20,1988 | A | L | 59-72 |
| Jan.21,1989 | H | W | 80-76 |
| Feb. 22,1989 | A | L | 72-87 |
| Jan.21,1990 | A | L | 55-70 |
| Feb. 21,1990 | H | W | 75-69 |
| Jan.15,1991 | A | W | 90-80 |
| Feb. 17,1991 | H | W | 88-81 |
| Jan.14,1992 | A | W | 89-81 |
| Jan.29,1992 | H | W | 73-65 |
| Jan.6,1993 | A | L | 67-77 |
| Feb. 23,1993 | H | W | 76-68 |
| Jan.19,1994 | H | L | 67-71 |
| Feb. 8,1994 | A | L | 66-75 |
| Jan.17,1995 | A | W | 74-61 |
| Feb. 11,1995 | H | L | 66-74 |
| Jan.6,1996 | H | W | 99-77 |
| Feb. 17,1996 | A | L | 73-76 |
| Jan.25,1997 | A | L | 66-75 |
| Feb. 15,1997 | H | L | 72-78 |
| Jan.7,1998 | H | L | 57-60 |
| Feb. 21,1998 | A | L | 60-69 |
| Jan.15,1999 | H | W | 71-70 |
| Feb. 10,1999 | A | L (3ot) | 71-72 |
| Jan.5,2000 | H | W | 78-66 |
| Feb. 5,2000 | A | W | 93-60 |
| Jan.6,2001 | H | L | 73-82 |
| Feb. 3,2001 | A | L | 66-76 |

| | | | |
|-------------|---|---|-------|
| Jan.5,2002 | A | L | 74-76 |
| Feb. 2,2002 | H | L | 48-57 |

Knox = Knoxville, Tenn.
Lville = Louisville, Ky.
SA = San Antonio, Texas
Char = Charlotte, N.C.
Birm = Birmingham, Ala.
Nash = Nashville, Tenn.
Atl = Atlanta, Ga.

LSU at home: LSU leads, 39-27
at Alabama: Alabama leads, 56-16
at Neutral sites: Alabama leads, 6-4

Alcorn State (1-0)

| | | | |
|--------------|-----|---|-------|
| March 9,1980 | Den | W | 98-88 |
| Dec.11,1999 | H | W | 71-64 |

Den = Denton, Texas

Alexandria AB (2-2)

| | | | |
|--------------|---|---|-------|
| Jan.8,1944 | H | L | 24-28 |
| Feb. 11,1944 | A | W | 42-29 |
| Jan.1945 | A | L | 31-55 |
| Jan.5,1945 | H | L | 54-63 |

LSU at home: Alexandria leads, 2-0
at Alexandria: Tied, 1-1

Algiers Navy (1-0)

| | | | |
|--------------|---|---|-------|
| Feb. 17,1945 | H | W | 84-69 |
|--------------|---|---|-------|

Appalachian State (1-0)

| | | | |
|---------------|-----|---|-------|
| March 10,1979 | Blm | W | 71-57 |
|---------------|-----|---|-------|

Blm = Bloomington, Ind.

Arizona (2-3)

| | | | |
|-------------|---|---|-------|
| Dec.8,1990 | H | W | 92-82 |
| Dec.7,1991 | A | L | 67-87 |
| Feb 13,1999 | A | L | 71-78 |
| Jan.29,2000 | H | W | 86-60 |
| Dec.20,2000 | A | L | 75-88 |

LSU at home: LSU leads, 2-0
at Arizona: Arizona leads, 3-0

Arkansas (10-23)

| | | | |
|---------------|-------|-------|---------|
| Dec.9,1949 | H | W | 62-46 |
| Feb. 15,1951 | LR | L | 50-64 |
| Dec.9,1958 | Sport | W | 67-58 |
| Dec.21,1961 | Sport | L(ot) | 81-84 |
| Dec.19,1963 | LR | W | 72-70 |
| Dec.29,1977 | H | L | 62-67 |
| Dec.20,1979 | LR | W | 56-55 |
| Nov. 29,1980 | Anch | L | 76-86 |
| March 20,1981 | NO | W | 72-56 |
| Jan.11,1992 | H | L | 90-101 |
| March 3,1992 | A | L(ot) | 92-106 |
| Feb. 2,1993 | H | L | 79-91 |
| March 3,1993 | A | L | 75-88 |
| Jan.11,1994 | A | L | 83-84 |
| March 2,1994 | H | L(ot) | 105-108 |
| Jan.31,1995 | A | L | 81-105 |
| Feb. 22,1995 | H | L | 90-92 |
| Jan.30,1996 | A | L | 68-76 |
| March 2,1996 | H | L | 79-94 |
| Jan.11,1997 | A | L | 59-82 |
| March 1,1997 | H | W | 66-64 |
| Jan.4,1998 | A | L | 59-62 |
| Jan.28,1998 | H | L | 68-85 |
| Jan 2,1999 | H | L | 75-80 |
| Jan 27,1999 | A | L | 64-86 |
| Jan.26,2000 | H | W | 96-75 |
| Feb. 19,2000 | A | W | 78-67 |
| March 11,2000 | Atl | L | 67-69 |
| Jan.27,2001 | H | L | 52-59 |
| Feb. 17,2001 | A | L | 70-87 |

| | | | |
|--------------|------|---|-------|
| March 9,2001 | Nash | L | 72-77 |
| Jan.13,2002 | H | W | 75-69 |
| Feb. 16,2002 | A | W | 67-63 |

LR = Little Rock, Ark.
Sport = Shreveport, La.
Anch = Anchorage, Alaska
NO = New Orleans, La.
Nash = Nashville, Tenn.

LSU at home: Arkansas leads, 9-4
at Arkansas: Arkansas leads, 9-2
at Neutral Sites: Arkansas leads, 5-4

Arkansas State (2-1)

| | | | |
|-------------|---|---|-------|
| Dec.4,1986 | H | W | 73-61 |
| Dec.19,1988 | A | L | 52-66 |
| Dec.18,1990 | H | W | 98-74 |

Army (1-1)

| | | | |
|---------------|-----|---|-------|
| March 21,1970 | MSG | L | 68-75 |
| Dec.21,1978 | MSG | W | 83-77 |

MSG = Madison Square Garden, NY

Atlanta AC (0-1)

| | | | |
|------|---|---|-------|
| 1916 | A | L | 16-64 |
|------|---|---|-------|

Auburn (71-53)

| | | | |
|--------------|--------|---|--------|
| Feb. 10,1912 | A | L | 15-38 |
| 1916 | A | L | 23-24 |
| 1917 | A | W | 37-12 |
| Jan.18,1918 | H | W | 43-31 |
| Jan.19,1918 | H | W | 34-27 |
| Feb. 13,1920 | A | L | 21-33 |
| Jan.1929 | A | W | 45-28 |
| Jan.1929 | A | W | 65-28 |
| Feb. 7,1930 | H | W | 44-27 |
| Feb. 8,1930 | H | W | 49-45 |
| Feb. 8,1932 | H | L | 34-48 |
| Feb. 9,1932 | H | L | 30-34 |
| Feb. 27,1932 | Atl | L | 22-30 |
| Jan.25,1933 | A | W | 26-25 |
| Jan 26,1933 | A | L | 24-25 |
| Feb. 20,1933 | Atl | W | 57-33 |
| Feb. 5,1934 | H | W | 40-17 |
| Feb. 6,1934 | H | W | 38-16 |
| Feb. 1,1937 | A | L | 24-37 |
| Feb. 2,1937 | A | W | 54-34 |
| March 3,1938 | H | W | 60-34 |
| Jan.5,1940 | H | W | 50-39 |
| Jan.6,1940 | H | L | 26-42 |
| Feb. 11,1941 | A | L | 49-50 |
| Feb. 17,1942 | H | W | 63-49 |
| Jan.1943 | A | W | 62-37 |
| Feb. 25,1943 | Lville | W | 67-38 |
| Feb. 15,1947 | H | W | 74-53 |
| Jan.24,1948 | A | L | 48-51 |
| Feb. 4,1950 | A | L | 66-70 |
| Feb. 13,1950 | H | W | 76-61 |
| March 3,1950 | Lville | W | 73-45 |
| Feb. 5,1951 | A | W | 75-74 |
| Feb. 16,1952 | H | W | 70-64 |
| Feb. 14,1953 | A | W | 65-57 |
| Feb. 20,1954 | H | W | 77-59 |
| Feb. 19,1955 | A | L | 71-75 |
| Feb. 1956 | H | L | 71-80 |
| Feb. 16,1957 | A | L | 62-99 |
| March 1958 | H | L | 58-76 |
| Feb. 14,1959 | A | L | 67-115 |
| Feb. 13,1960 | H | L | 61-63 |
| Feb. 18,1961 | A | L | 65-61 |
| Dec.15,1961 | Birm | L | 50-67 |
| Feb. 17,1962 | H | L | 50-55 |
| Feb. 16,1963 | A | L | 57-82 |
| Feb. 15,1964 | H | W | 86-66 |

| | | | |
|--------------|------|--------|--------|
| Feb. 13,1965 | A | L | 60-101 |
| Jan.8,1966 | H | L | 66-74 |
| Jan.3,1967 | A | L | 59-70 |
| Feb. 8,1967 | H | L | 63-80 |
| Jan.3,1968 | H | W | 76-72 |
| Feb. 7,1968 | A | L | 69-74 |
| Jan.11,1969 | A | L | 71-90 |
| Feb. 15,1969 | H | W | 93-81 |
| Jan.10,1970 | H | L | 70-79 |
| Feb. 16,1970 | A | W | 70-64 |
| Jan.9,1971 | A | W | 106-92 |
| Feb. 15,1971 | H | W | 114-94 |
| Jan.15,1972 | H | L | 73-77 |
| Feb. 14,1972 | A | L | 77-85 |
| Jan.13,1973 | A | W | 79-60 |
| Feb. 12,1973 | H | W | 76-74 |
| Jan.26,1974 | A | W | 87-76 |
| Feb. 25,1974 | H | L | 89-96 |
| Jan.25,1975 | H | L | 78-87 |
| Feb. 24,1975 | A | L | 96-110 |
| Jan.3,1976 | H | L | 86-102 |
| March 6,1976 | A | L | 80-90 |
| Jan.29,1977 | H | W | 77-73 |
| Feb. 26,1977 | A | W | 86-76 |
| Jan.23,1978 | H | W | 90-79 |
| Feb. 20,1978 | A | W (ot) | 101-95 |
| Jan.15,1979 | H | W | 94-82 |
| Feb. 12,1979 | A | W | 78-68 |
| Jan.16,1980 | H | W | 93-82 |
| Feb. 13,1980 | A | W | 50-44 |
| Jan.21,1981 | A | W | 74-64 |
| Feb. 18,1981 | H | W | 58-47 |
| Jan.20,1982 | H | W | 69-68 |
| Feb. 17,1982 | A | L | 72-82 |
| Jan.29,1983 | H | L | 62-64 |
| Feb. 26,1983 | A | W | 87-61 |
| Jan.27,1984 | A | L | 78-80 |
| Feb. 25,1984 | H | W | 81-80 |
| Jan.26,1985 | H | W | 80-62 |
| Feb. 27,1985 | A | W | 78-73 |
| March 7,1985 | Birm | L | 55-58 |
| Feb. 4,1986 | A | W | 63-61 |
| Feb. 26,1986 | H | L | 86-92 |
| Jan.28,1987 | H | W | 75-73 |
| March 1,1987 | A | L | 62-100 |
| Feb. 3,1988 | A | W | 78-69 |
| March 5,1988 | H | L | 80-89 |
| Jan.7,1989 | H | W | 104-77 |
| Feb. 8,1989 | A | W | 104-91 |
| Jan.6,1990 | A | W | 77-70 |
| Feb. 7,1990 | H | W | 82-71 |
| March 9,1990 | Orl | L | 76-78 |
| Jan.12,1991 | A | W | 96-84 |
| Feb. 13,1991 | H | W | 98-61 |
| March 8,1991 | Nash | L | 77-92 |
| Jan.8,1992 | A | W | 87-70 |
| Feb. 22,1992 | H | W | 99-82 |
| Jan.9,1993 | H | W | 87-81 |
| Feb. 13,1993 | A | W | 75-73 |
| Jan.8,1994 | H | W | 83-72 |
| Feb. 12,1994 | A | L | 83-111 |
| Jan.11,1995 | A | W | 76-73 |
| Feb. 25,1995 | H | W | 89-78 |
| Jan.21,1996 | A | L | 87-95 |
| Feb. 24,1996 | H | W | 93-67 |
| Jan.22,1997 | H | W | 75-59 |
| Feb. 8,1997 | A | L | 72-76 |
| Jan.14,1998 | H | W | 59-54 |
| Feb. 14,1998 | A | L | 44-66 |
| Jan.9,1999 | H | L | 70-73 |
| Feb. 6,1999 | A | L | 54-80 |
| Feb. 9,2000 | H | W | 83-68 |
| March 1,2000 | A | W | 55-53 |
| Jan.13,2001 | A | L | 69-85 |

| | | | |
|--------------|---|---|-------|
| Feb.10,2001 | H | L | 65-76 |
| Jan.19,2002 | H | W | 75-58 |
| March 2,2002 | A | W | 59-54 |

*Atl = Atlanta, Ga.
 Lville = Louisville, Ky.
 Birm = Birmingham, Ala.
 Orl = Orlando, Fla.
 Nash = Nashville, Tenn.*

*LSU at home: LSU leads,39-19
 at Auburn: Tied,29-29
 at Neutral Sites: Auburn leads,5-3*

Ball State (0-1)
 March 19,2002 H L 65-75

Barksdale AFB (1-1)
 Jan.28,1944 H L 44-47
 Feb. 14,1944 A W 46-41

Baton Rouge HS (1-0)
 Feb. 18,1909 H W 36-14

Baylor (3-4)
 Feb. 23,1921 A L 20-32
 Feb. 24,1921 A W 34-33
 Dec.14,1946 H W 61-34
 Dec.19,1956 H W 84-76
 Dec.5,1964 H L 72-84
 Jan.7,1971 H L 83-90
 Dec.6,1971 A L 77-81

*LSU at home: Tied,2-2
 at Baylor: Baylor leads,2-1*

Baytown (Humble) (1-0)
 1941 A W 54-44

Belmont (1-0)
 Dec.29,1998 H W 82-63

Bergstrom Field (1-0)
 Feb. 5,1944 H W 53-46

Bessemer AC (0-2)
 Feb. 10,1911 A L 17-37
 Feb. 9,1912 A L 20-42

Birmingham AC (3-4)
 Feb. 9,1911 A L 17-45
 Feb. 8,1912 A L 7-54
 Feb. 1916 A L 30-39
 Feb. 1917 A W 37-13
 Feb. 8,1918 A L 23-33
 Feb. 8,1918 A W 33-22
 Feb. 10,1920 A W 28-19

Birmingham High (1-0)
 Feb. 11,1911 A W 23-21

Birmingham Southern (4-0)
 Dec.5,1951 H W 77-40
 Dec.5,1952 H W 98-38
 Dec.6,1956 H W 60-59
 Dec.4,1958 H W 79-72

Birmingham YMCA (1-0)
 Feb. 11,1911 A W 23-21

Bogalusa (1-0)
 Dec.16,1940 H W 52-43

Boston University (2-0)
 Dec.30,1973 H W 102-64

Dec.28,1979 H W 92-72

Brigham Young (1-1)
 Dec.1960 Gville L 57-67
 March 19,1992 Boise W 94-83
*Gville = Greenville,S.C.
 Boise = Boise,Idaho*

Brigham Young-Hawaii (2-0)
 Nov. 30,1985 A W 89-71
 Dec.31,1986 A W 85-70

California (2-1)
 Nov. 29,1975 H W 85-68
 Dec.22,1976 A W 69-67
 March 18,1993 Chi L 64-66
Chi = Chicago, Ill.

UCLA (0-7)
 Dec.30,1950 A L 66-95
 Dec.27,1965 A L 89-95
 Dec.23,1969 A L 84-133
 Dec.23,1981 NO L 76-83
 Dec.20,1982 A L 68-82
 Dec.18,1993 A L 80-100
 Dec.17,1994 H L 72-92
NO = New Orleans,La.

*LSU at home: UCLA leads,1-0
 at UCLA: UCLA leads,5-0
 at Neutral Sites: UCLA leads,1-0*

Cal State-L.A.(1-0)
 Dec.8,1989 H W 82-57

Campbell (2-0)
 Dec.16,1992 H W 93-71
 Nov. 17,2002 H W 83-59

Camp Livingston (1-0)
 Jan.1943 H W 101-50

Camp Polk (1-0)
 Jan.13,1945 H W 56-44

Camp Van Dorn (2-0)
 Jan.12,1944 H W 51-15
 Feb. 8,1944 A W 42-38

Canisius (0-2)
 Dec.21,1946 A L 50-59
 Dec.13,1947 A L 44-59

Centenary (5-1)
 Dec.21,1914 A W 38-17
 Dec.28,1956 A L 75-83
 Dec.19,1995 H W 65-63
 Nov. 24,1997 H W 59-41
 Dec.21,1999 A W 80-52
 Jan.17,2001 H W 85-44

Central Conn.State (1-0)
 Jan.20,1993 H W 86-53

City College-N.Y. (1-0)
 Nov. 28,1975 H W 109-73

Chaminade (2-0)
 Nov. 26,1982 A W 75-62
 Dec.29,1988 A W 94-79

Chapman (1-0)
 Dec.7,1990 H W 101-68

Clemson (3-2)
 Dec.28,1955 Jville L 95-100
 Dec.29,1966 Gville L 82-92
 Jan.24,1968 H W 104-81
 Dec.7,1968 A W 86-85
 Dec.20,1969 A W 111-103
*Jville = Jacksonville,Fla.
 Gville = Greenville,S.C.*

Cleveland State (1-0)
 Dec.18,1982 H W 115-77

Colgate (2-0)
 Dec.29,1978 H W 100-73
 Nov. 28,1980 Anch W 79-61
Anch = Anchorage,Alaska

Columbus AC (Ga) (0-1)
 Feb. 1916 A L 21-42

Connecticut (0-1)
 March 14,1991 Minn L 62-79
Minn = Minneapolis,Minn.

Coppin State (0-1)
 Dec.22,1994 H L 66-69

Cornell (3-0)
 Dec.28,1962 Mia W 55-48
 Dec.23,1975 H W 87-71
 Dec.30,1995 H W 70-60
Mia = Miami,Fla.

Corpus Christi (0-1)
 Feb. 13,1946 H L 46-51

Creighton (0-1)
 Dec.30,1964 OKC L 79-93
OKC = Oklahoma City, Okla.

Dayton (0-2)
 March 16,1984 SLC L 66-74
 Nov. 26,1995 Haw L 73-86
*SLC = Salt Lake City, Utah
 Haw = Honolulu,Hawaii*

Delaware (1-0)
 Dec.29,1979 H W 92-64

Denison (1-0)
 Jan.1,1987 Haw W 99-45
Haw = Honolulu,Hawaii

Denver (1-0)
 Dec.18,1964 Evan W 88-82
Evan = Evansville,Ind.

DePaul (3-3)
 Feb. 5,1940 A L 28-53
 Dec.26,1970 OKC W 91-72
 Dec.30,1975 H L 67-70
 Dec.21,1977 H W 68-67
 Jan.20,1980 A L 75-78
 March 20,1987 Cinn W 63-58
*OKC = Oklahoma City, Okla.
 Cinn = Cincinnati,Ohio*

*LSU at home: Tied,1-1
 at DePaul: DePaul leads,2-0
 at Neutral Sites: LSU leads,2-0*

Dixon Academy (2-0)
 Jan.30,1909 A W 35-20

Opponent Series

March 6,1909 H W 21-12
Drake (1-0)
 Jan.2,1993 H W 94-86

Duke (1-5)
 March 3,1930 Atl L 34-43
 Dec.1960 A L (ot) 74-80
 Dec.20,1974 Col W 105-95
 Feb. 10,1991 A L 70-88
 Feb. 8,1992 H L 67-77
 Dec.22,1992 Maui L 67-96
Atl = Atlanta,Ga.
Col = Columbia,S.C.
Maui = Maui,Hawaii
LSU at home: Duke leads,1-0
at Duke: Duke leads,2-0
at Neutral Sites: Duke leads,2-1

Duquesne (1-0)
 Dec.30,1968 OKC W 94-91
OKC = Oklahoma City, Okla.

Dupont-Ethyl (1-0)
 Jan.20,1945 H W 82-52

Evansville (0-1)
 Dec.19,1964 A L 73-93

Farleigh-Dickinson (1-0)
 Dec.22,1975 H W 93-70

Florida (54-34)
 Feb. 28,1947 Lville W 60-45
 Jan.5,1948 H L 36-38
 Dec.11,1948 A W 52-50
 Dec.17,1949 H W 73-49
 March 2,1950 Lville W 66-57
 Dec.9,1950 A W 77-59
 Feb. 23,1952 H W 65-57
 March 1952 Lville W 77-69
 Feb. 10,1953 A W 68-56
 Jan.11,1954 H W 91-59
 Jan.10,1955 A L 73-78
 Jan.1956 H W 91-90
 Jan.8,1957 A L 50-74
 Jan.1958 H L 57-81
 Jan.5,1959 A L 63-69
 Jan.2,1960 H L 63-73
 Jan.1961 A L 75-79
 Jan.6,1962 H W 74-57
 Jan.5,1963 A W 72-63
 Jan.6,1964 H W 87-65
 Jan.4,1965 A L 62-102
 Feb. 28,1966 H W 86-73
 Jan.7,1967 H L 70-87
 Feb. 11,1967 A L 71-95
 Jan.6,1968 A L 90-97
 Feb. 10,1968 H W (ot) 93-92
 Dec.18,1968 H W (ot) 93-89
 Feb. 12,1969 A L 79-95
 Feb. 4,1970 A W 97-75
 Feb. 11,1970 H W 94-85
 Dec.18,1970 H W 87-77
 Feb. 10,1971 A W 86-74
 Dec.22,1971 A L 81-92
 Jan.24,1972 H W 84-73
 Dec.22,1972 H W 67-54
 Jan.22,1973 A L 70-73
 Jan.7,1974 A L 68-72
 Feb. 9,1974 H W 102-81
 Jan.6,1975 H W 92-91
 Feb. 8,1975 A L 76-92
 Jan.5,1976 H W 85-79
 March 8,1976 A L 81-94

Jan.31,1977 H L 68-83
 Feb. 28,1977 A W 79-74
 Jan.21,1978 H L 70-74
 Feb. 18,1978 A L 72-73
 Jan.13,1979 H W 80-72
 Feb. 10,1979 A W (ot) 88-82
 Dec.1,1979 H W 112-81
 Jan.26,1980 A W 66-58
 Feb. 28,1980 Birm W 95-82
 Jan.3,1981 A W 92-66
 Jan.31,1981 H W 92-75
 March 5,1981 Birm W 85-73
 Jan.2,1982 H W 61-60
 Jan.30,1982 A W 61-59
 Feb. 1,1983 H W 78-69
 Feb. 28,1983 A W (ot) 91-87
 Feb. 1,1984 A L 60-78
 Feb. 27,1984 H W 77-73
 Jan.23,1985 H W 86-68
 Feb. 23,1985 H W 61-59
 Jan.22,1986 A L 65-74
 Feb. 22,1986 H W 80-69
 March 6,1986 Lex W 72-66
 Dec.16,1986 A L 75-96
 Jan.21,1987 H L 51-75
 March 6,1987 Atl W 72-66
 Jan.27,1988 A L 50-61
 March 6,1988 H W 86-69
 Dec.10,1988 A W 111-101
 March 1,1989 H L 95-104
 Jan.27,1990 H W 70-52
 Feb. 27,1990 A L 63-76
 Jan.26,1991 H W 76-66
 Feb. 27,1991 A W 79-66
 Feb. 5,1992 A W 70-50
 Jan.16,1993 H W 85-51
 Jan.5,1994 A L 73-74
 Jan.3,1995 H W 70-66
 Jan.27,1996 A L 70-73
 Jan.7,1997 H W (ot) 88-82
 Jan.17,1998 A W 66-63
 Jan.20,1999 H L 58-77
 Mar. 4,1999 Atl L 75-97
 Jan.12,2000 A L 57-82
 Feb. 13,2001 H L (ot) 74-81
 Jan.16,2002 A L 70-102
Lville = Louisville, Ky.
Birm = Birmingham, Ala.
Lex = Lexington, Ky.
Atl = Atlanta, Ga.

LSU at home: LSU leads,31-10
at Florida: Florida leads,23-16
at Neutral Sites: LSU leads,7-1

Florida State (2-2)
 Dec.1957 H W 67-51
 Dec.27,1958 A L 67-82
 Dec.1,1959 H W 89-78
 Dec.16,1967 Mil L 100-130
Mil = Milwaukee, Wis.

Fordham (1-0)
 Dec. 28,1953 NO W 65-49
NO = New Orleans, La.

Fresno State (1-2)
 Dec.28,1996 H W# 79-75
 Nov. 26,1997 A L 65-90
 Nov. 28,1999 Hon W 95-85
- Game forfeited by NCAA
Hon = Honolulu, Hawaii

Furman (0-1)
 Dec.1960 A L (3ot) 55-56

George Mason (1-0)
 Dec.3,1994 H W 127-104

Georgetown (4-2)
 March 15,1970 NYC W 83-82
 Jan. 6,1972 H W 90-71
 Nov. 30,1980 Anch W 76-67
 Feb. 2,1986 A L 72-74
 March 18,1988 Hford L 63-66
 Jan.28,1989 NO W 82-80

Georgia (54-38)
 Feb. 11,1920 A L 15-32
 Dec.23,1935 H W 46-34
 March 2,1939 Knox W 50-28
 Jan.1943 A W 54-39
 March 2,1946 Lville W 60-41
 Feb. 6,1951 A L 65-68
 Jan.18,1952 H W 98-60
 Jan.19,1953 A W 55-50
 Jan. 8,1954 H W 97-62
 Jan. 9,1954 H W 100-53
 Jan. 8,1955 A L (ot) 70-76
 Dec.29,1955 Jville W 91-86
 Jan. 7,1956 H W 96-77
 Jan. 6,1957 A L 70-78
 Jan.1958 H L 56-59
 Dec.29,1958 Jville W 63-60
 Jan. 3,1959 A W 79-66
 Dec.29,1959 Jville L 67-79
 Jan. 4,1960 H W 81-77
 Jan.1961 A L 66-80
 Jan. 8,1962 H W 76-57
 Jan. 7,1963 A L (ot) 67-76
 Jan. 4,1964 H W 81-63
 Jan. 2,1965 H W 70-69
 Jan. 1,1966 A L 52-82
 Jan. 9,1967 H W 87-85
 Feb. 13,1967 A L 65-78
 Jan. 8,1968 A W 79-76
 Feb. 12,1968 H L 73-78
 Dec.21,1968 H W 98-89
 March 8,1969 A W (2ot) 90-80
 Feb. 18,1970 H W 88-86
 March 7,1970 A W 99-88
 Dec.21,1970 H W 97-76
 March 6,1971 A W 69-66
 Dec.20,1971 A L 95-115
 Jan.22,1972 H W 69-68
 Dec.16,1972 H L 62-66
 Jan.20,1973 A W 56-55
 Jan.21,1974 H W 90-83
 Feb. 23,1974 A W 84-79
 Jan.20,1975 A W 90-89
 Feb. 22,1975 H W (ot) 96-90
 Jan.24,1976 H L 79-83
 Feb. 21,1976 A L 70-75
 Jan.17,1977 H W 97-77
 Feb. 14,1977 A W 75-69
 Jan. 7,1978 H W 96-78
 Feb. 4,1978 A W 89-68
 Jan. 3,1979 H W 97-75
 Jan.27,1979 A L 88-93
 Jan.12,1980 A L (2ot) 72-73
 Feb. 9,1980 H W 96-77
 Jan.17,1981 H W 78-65
 Feb. 14,1981 A W 64-62
 March 6,1981 Birm L 60-68
 Jan.16,1982 A W 54-53
 Feb. 13,1982 H L 51-57

Jan. 8,1983 H W 60-56
 Feb. 5,1983 A W 70-59
 Jan.5,1984 A W 81-77
 Feb. 4,1984 H W (ot) 69-68
 Jan.2,1985 A W 79-74
 Feb. 2,1985 H L 58-59
 Feb. 1,1986 A L 76-92
 Jan.10,1987 H L (ot) 63-64
 Feb. 11,1987 A L 57-63
 March 7,1987 Atl W(2ot) 89-88
 Jan.16,1988 A L 50-59
 Feb. 17,1988 H W 63-62
 Jan.25,1989 A W 80-79
 Feb. 20,1989 H W 97-83
 Jan.24,1990 H L (ot) 92-94
 Feb. 25,1990 A L 85-86
 Jan. 7,1991 H W 83-76
 Feb. 8,1991 A W 89-86
 Feb. 11,1992 H L 62-64
 Feb. 27,1993 A L 78-81
 Feb. 19,1994 H L 84-100
 March 10,1994 Mem L 70-83
 Feb. 18,1995 A L 89-98
 Feb. 7,1996 H L 82-85
 Feb. 22,1997 A L 59-82
 March 6,1997 Mem L 54-75
 Jan.24,1998 H L 52-61
 Feb. 20,1999 A L 57-59
 Jan.19,2000 H W 61-57
 Jan.21,2001 A L 63-68
 March 8,2001 Nash W 63-62
 Feb. 23,2002 H L 54-55
 March 8,2002 Atl W 78-76
Knox = Knoxville, Tenn.
Lville = Louisville, Ky.
Jville = Jacksonville, Fla.
Birm = Birmingham, Ala.
Atl = Atlanta, Ga.
Mem = Memphis, Tenn.
Nash = Nashville, Tenn.

LSU at home: LSU leads,28-13
at Georgia: Georgia leads,21-19
at Neutral Sites: LSU leads,7-4

Georgia State (1-0)
 Dec.28,1994 H W 105-70

Georgia Navy (1-0)
 Jan.1943 A W 50-34

Georgia Tech (20-14)
 Feb. 10,1927 H W 29-27
 Feb. 26,1932 A W 36-33
 Feb. 4,1938 H W 47-35
 Feb. 9,1939 A L 35-37
 Feb. 2,1940 H L 33-34
 Feb. 10,1941 A W 43-41
 Feb. 6,1942 H W 54-41
 Jan.1943 A L 44-45
 Jan.10,1948 H L 40-52
 Jan.26,1948 A W 54-46
 Jan. 8,1949 H W 65-59
 Feb. 7,1949 A W 72-63
 March 4,1949 Lville W 55-53
 Jan. 6,1950 H W 63-52
 Feb. 6,1950 A L 58-85
 Jan. 5,1951 H W 68-49
 Feb. 4,1952 A W 73-51
 Feb. 21,1953 H W 76-52
 Feb. 13,1954 A W 89-54
 Feb. 12,1955 H L (ot) 72-79
 Feb. 13,1956 A L 74-97
 Feb. 11,1957 H L 60-87

| | | | |
|---------------|------|---|-------|
| Feb. 1958 | A | L | 61-88 |
| Feb. 9,1959 | H | L | 63-64 |
| Feb. 8,1960 | A | L | 56-76 |
| Feb. 1961 | H | W | 63-50 |
| Feb. 10,1962 | A | W | 52-51 |
| Feb. 9,1963 | H | W | 56-54 |
| Feb. 7,1964 | A | L | 49-51 |
| March 20,1986 | A | W | 70-64 |
| Dec.14,1986 | H | W | 52-44 |
| March 15,1987 | Chi | W | 85-79 |
| Dec.16,1987 | A | L | 70-87 |
| March 17,1990 | Knox | L | 91-94 |

*Lville = Louisville, Ky.
Chi = Chicago, Ill.
Knox = Knoxville, Tenn.*

*LSU at home: LSU leads,10-5
at Georgia Tech: Tied,8-8
at Neutral Sites: LSU leads,2-1*

Grambling State (1-0)
Nov. 20,2000 H W 112-37

Gulfport Navy (0-3)
Jan.20,1944 A L 40-44
Jan.9,1945 A L 41-73
Feb. 20,1945 H L 62-84

Hammond Air Base (1-0)
Feb. 14,1945 A W 66-36

Harding Field (2-1)
Dec.1942 H W 92-42
Dec.20,1943 A W 54-29
Jan.26,1944 H L 48-50

Hardin-Simmons (4-0)
Dec.30,1947 FtW W 62-46
Dec.14,1985 H W 87-71
Dec.19,1986 H W 77-71
Dec.30,1989 H W 100-66
FtW = Fort Worth, Texas

Hawaii (0-1)
Nov. 28,1982 A L 66-68

Hawaii-Hilo (2-0)
Dec.3,1985 A W 70-61
Nov. 24,2001 A W 64-62

Hawaii-Loa (1-0)
Dec.2,1985 A W 77-68

Hawaii-Pacific (2-0)
Nov. 27,1982 A W 98-76
Dec.1,1985 A W 101-89

Holy Cross (1-1)
March 14,1953 Ral W 81-73
Dec.29,1953 NO L 56-66
*Ral = Raleigh,N.C.
NO = New Orleans,La.*

Houston (4-6)
Dec.22,1962 A W 74-73
Dec.15,1965 A L 87-110
Dec.27,1971 A L 66-100
Dec.29,1981 NO L 69-73
Dec.6,1983 H L 91-100
Dec.8,1984 A L 73-81
Dec.30,1997 H W 72-50
Nov. 30,1998 A L 55-67
Nov. 28,2001 A W 61-59
Dec.20,2001 H W 73-69

NO = New Orleans

*LSU at home: LSU leads,2-1
at Houston: Houston leads,4-2
at Neutral Sites: Houston leads,1-0*

Houston Baptist (1-0)
Dec.19,1983 H W 60-59

Houma Navy (2-0)
Jan.14,1944 H W 43-31
Feb. 3,1944 A W 36-27

Howard (1-0)
Dec.27,1999 H W 81-55

Illinois (0-2)
Dec.22,1988 H L 100-127
Dec.22,1990 A L 96-102

Illinois-Chicago (1-0)
Dec.30,1986 Hon W 117-84
Hon = Honolulu,Hawaii

Indiana (0-5)
March 17,1953 KC L 67-80
March 13,1954 IC L 62-73
March 28,1981 Phil L 49-67
March 22,1987 Cin L 76-77
March 21,1992 Boi L 79-89
*KC = Kansas City, Mo.
IC = Iowa City, Iowa
Phil = Philadelphia, Pa.
Cin = Cincinnati, Ohio
Boi = Boise,Idaho*

Iona (1-0)
Dec.22,1973 H W 105-78

Iowa (2-1)
Dec.28,1963 Port W 92-81
Nov. 26,1996 Maui W* 70-60
March 13,2002 A W 63-61
**Game forfeited by NCAA
Port = Portland,Ore.
Maui = Maui,Hawaii*

Jackson AFB (1-0)
Jan.16,1945 A W 50-32

Jacksonville (0-1)
Dec.30,1959 A L 63-72

Jackson State (2-1)
Dec.22,1995 H L 76-87
Dec.14,1997 H W 57-49
Dec.12,1998 H W 72-53

Jefferson College (5-0)
Dec.1915 H W 55-18
Dec.13,1917 H W 42-18
Feb. 1,1919 H W 66-18
Dec.30,1919 H W 46-15
Dec.31,1919 H W 57-24

Kansas (1-3)
Dec.12,1953 H W 68-63
Dec.6,1954 A L 58-83
Nov. 17,1989 H L 83-89
Nov. 25,1996 Maui L 53-82
Maui = Maui,Hawaii

Keesler Field (8-2)
Jan.8,1944 A L 53-60

| | | | |
|--------------|---|---|-------|
| Feb. 5,1945 | H | W | 60-57 |
| Dec.17,1945 | A | L | 58-69 |
| Dec.18,1945 | A | W | 78-61 |
| Jan. 9,1946 | H | W | 56-39 |
| Dec.4,1946 | H | W | 81-48 |
| Nov. 28,1948 | H | W | 85-33 |
| Dec.10,1948 | A | W | 95-42 |
| Nov. 25,1949 | H | W | 62-46 |
| Dec.6,1950 | H | W | 72-41 |

Kentucky (21-72)
Feb. 22,1933 Atl L 38-51
Feb. 26,1937 Knox L 37-57
March 3,1939 Knox L 34-53
March 3,1944 Lville L 28-55
Feb. 1945 Lville L 37-63
March 2,1946 N L 36-59
March 1948 N L 47-63
Jan.31,1951 H L 59-81
Jan. 5,1952 A L 47-57
March 1952 N L 43-44
March 9,1954 Nash L 56-63
Dec.4,1954 A L 58-74
Jan.17,1955 H L 62-64
Dec.3,1955 H L 52-62
Jan.14,1956 A L 65-107
Jan.12,1957 H L 46-51
Jan. 1958 A L 52-97
Jan.10,1959 H L 61-76
Jan. 9,1960 A L 45-77
Jan. 1961 H W 73-59
Jan.12,1962 A L 63-84
Jan.11,1963 H L 56-63
Jan.10,1964 A L 84-103
Jan. 9,1965 H L 66-79
Jan.24,1966 A L 85-111
Jan.28,1967 A L 72-102
Feb. 4,1967 H L 84-105
Jan.27,1968 H L 95-121
Feb. 3,1968 A L 96-109
Jan.25,1969 H L 96-108
Feb. 22,1969 A L 89-103
Jan.24,1970 A L 96-109
Feb. 21,1970 H L 105-121
Jan.23,1971 H L 79-82
Feb. 20,1971 A L 73-110
Jan.29,1972 A L 71-89
Feb. 26,1972 H W 88-71
Jan.27,1973 H L 71-86
Feb. 24,1973 A L 76-94
Jan.5,1974 H W 95-84
Feb. 4,1974 A L 70-73
Jan.4,1975 A L 80-115
Feb. 3,1975 H L 76-77
Feb. 2,1976 A L 71-85
Feb. 1,1976 H L 70-85
Jan.22,1977 A L 72-87
Feb. 19,1977 H L 76-90
Jan.14,1978 A L 76-96
Feb. 11,1978 H W (ot) 95-94
Jan. 6,1979 A W 93-89
Feb. 3,1979 H W 70-61
March 2,1979 Birm L 67-80
Jan.28,1980 A W 65-60
Feb. 24,1980 H L (ot) 74-76
March 1,1980 Birm W 80-78
Jan.19,1981 H W 81-67
March 1,1981 A L 71-73
Jan.25,1982 A L 65-76
Feb. 27,1982 H W 94-78
Jan. 5,1983 A L 50-52
March 5,1983 H W 74-60
Jan. 7,1984 H L 80-96
March 5,1984 A L 68-90

| | | | |
|---------------|------|---|--------|
| Jan.31,1985 | A | L | 43-53 |
| March 2,1985 | H | W | 67-61 |
| Jan.29,1986 | H | L | 52-54 |
| March 1,1986 | A | L | 57-68 |
| March 7,1986 | A | L | 58-61 |
| March 22,1986 | Atl | W | 59-57 |
| Jan.18,1987 | A | W | 76-41 |
| Feb. 21,1987 | H | W | 65-52 |
| Jan.23,1988 | H | L | 61-76 |
| Feb. 24,1988 | A | L | 65-92 |
| March 12,1988 | H | L | 80-86 |
| Jan.14,1989 | A | W | 64-62 |
| Feb. 15,1989 | H | W | 99-80 |
| Jan.13,1990 | H | W | 94-81 |
| Feb. 15,1990 | A | L | 95-100 |
| Jan. 5,1991 | A | L | 80-93 |
| Feb. 5,1991 | H | W | 107-88 |
| Feb. 2,1992 | H | W | 74-53 |
| March 14,1992 | Birm | L | 74-80 |
| Jan.26,1993 | A | L | 67-105 |
| March 14,1993 | A | L | 65-82 |
| Feb. 15,1994 | H | L | 95-99 |
| March 4,1995 | A | L | 80-127 |
| Jan.16,1996 | H | L | 97-129 |
| Feb. 12,1997 | A | L | 48-84 |
| Feb. 4,1998 | H | L | 61-63 |
| Jan.30,1999 | A | L | 62-86 |
| Feb. 13,2000 | H | W | 70-57 |
| Feb. 21,2001 | A | L | 61-84 |
| Feb. 9,2002 | H | L | 56-68 |

*Atl = Atlanta, Ga.
Knox = Knoxville, Tenn.
Lville = Louisville, Ky.
Nash = Nashville, Tenn.
Birm = Birmingham, Ala.*

*LSU at home: Kentucky leads,25-15
at Kentucky: Kentucky leads,35-4
at Neutral Sites: Kentucky leads, 12-2*

Lafayette (Pa.) (2-0)
Dec.19,1957 Char W 80-72
Dec.30,1996 H W 64-43
Char = Charlotte,N.C.

Lamar (3-1)
March 14,1981 Aus W 100-78
Dec.16,1985 A W 74-57
Dec.4,1989 H W 116-76
Dec.1,1997 H L 64-70
Aus = Austin, Texas

Lebanon Valley (1-0)
March 13,1953 Ral W 89-76
Ral = Raleigh,N.C.

Long Island (1-0)
Dec.15,1947 A L 47-67

Louisiana College (28-6)
Dec.19,1913 A W 17-15
Jan.17,1914 H W 27-24
Feb. 1915 H W 30-4
Jan.1916 H W 14-11
Jan.1916 H W 20-19
Jan.1920 A W 35-20
Jan.30,1920 H W 63-19
Jan.31,1920 H W 39-15
Jan.13,1922 H W 52-26
Jan.14,1922 H W 50-22
Dec.1922 H W 23-22
Dec.1922 H W 33-22
Jan.14,1925 A W 23-17
Jan.15,1925 A L 20-27

Opponent Series

| | | | |
|-------------|---|---|--------|
| Jan.28,1925 | H | W | 39-36 |
| Jan.29,1925 | H | W | 32-31 |
| Jan.11,1926 | H | W | 39-28 |
| Jan.12,1926 | H | W | 44-22 |
| Jan.21,1927 | A | L | 19-35 |
| Jan.22,1927 | A | W | 23-20 |
| Feb.10,1928 | H | W | 47-17 |
| Feb.11,1928 | H | W | 47-22 |
| Jan.14,1929 | A | W | 32-31 |
| Jan.15,1929 | A | L | 43-44 |
| Jan.3,1930 | A | L | 41-53 |
| Jan.4,1930 | A | L | 15-55 |
| Dec.7,1953 | H | W | 128-74 |
| Dec.1,1954 | H | W | 80-63 |
| Dec.1,1955 | H | L | 79-84 |
| Dec.3,1956 | H | W | 89-81 |
| Dec.1957 | H | W | 66-62 |
| Dec.11,1958 | H | W | 59-53 |
| Dec.4,1959 | H | W | 73-68 |
| Dec.23,1995 | H | W | 104-65 |

*LSU at home: LSU leads,23-1
at La.College: Tied,5-5*

LSU ASTU (2-0)

| | | | |
|-------------|---|---|-------|
| Feb.1,1944 | H | W | 37-25 |
| Feb.25,1944 | H | W | 65-45 |

Louisiana-Lafayette (32-10)

| | | | |
|-------------|---|---|-------|
| Jan.9,1914 | H | W | 44-7 |
| Jan.14,1915 | H | W | 29-6 |
| Jan.15,1915 | H | W | 39-16 |
| Dec.1915 | H | W | 44-14 |
| Dec.1915 | H | W | 69-13 |
| Dec.1916 | A | W | 33-20 |
| Dec.1916 | A | L | 13-21 |
| Dec.1916 | H | W | 50-13 |
| Jan.11,1918 | A | W | 36-7 |
| Jan.1921 | H | W | 47-11 |
| Feb.11,1921 | H | W | 61-8 |
| Jan.10,1922 | H | W | 41-8 |
| Jan.11,1922 | H | W | 29-17 |
| Jan.1923 | H | W | 25-22 |
| Jan.19,1924 | H | L | 12-15 |
| Jan.21,1924 | H | L | 14-26 |
| Jan.9,1925 | H | W | 30-19 |
| Jan.10,1925 | H | W | 22-17 |
| Jan.8,1926 | A | W | 25-13 |
| Jan.9,1926 | A | W | 31-29 |
| Feb.21,1927 | H | W | 34-22 |
| Feb.22,1927 | H | W | 29-12 |
| Jan.6,1928 | H | W | 40-17 |
| Jan.7,1928 | H | W | 36-17 |
| Jan.7,1929 | H | W | 23-17 |
| Jan.8,1929 | H | W | 29-22 |
| Feb.11,1929 | A | L | 34-36 |
| Feb.12,1929 | A | L | 23-25 |
| Jan.30,1931 | H | L | 26-40 |
| Jan.31,1931 | H | L | 29-34 |
| Jan.8,1932 | H | W | 44-23 |
| Jan.9,1932 | H | W | 50-35 |
| Dec.18,1934 | H | W | 54-30 |
| Dec.18,1935 | H | W | 43-28 |
| Dec.16,1936 | H | W | 44-19 |
| Dec.13,1937 | H | W | 31-26 |
| Dec.10,1940 | H | L | 30-39 |
| Feb.19,1944 | H | L | 40-62 |
| Feb.21,1944 | H | L | 37-60 |
| Jan.6,1945 | H | W | 44-42 |
| Jan.24,1945 | A | W | 59-44 |
| Dec.4,2001 | H | W | 83-65 |

*LSU at home: LSU leads,27-7
at ULL: LSU leads,5-3*

Louisiana-Monroe (1-0)

| | | | |
|-------------|---|---|-------|
| Nov.22,1991 | H | W | 77-76 |
|-------------|---|---|-------|

Louisiana Tech (9-1)

| | | | |
|-------------|---|--------|---------|
| Jan.30,1928 | H | W | 40-23 |
| Jan.31,1928 | H | W | 37-28 |
| Jan.24,1930 | A | W | 37-31 |
| Jan.25,1930 | A | W | 42-27 |
| Jan.20,1937 | H | W | 54-24 |
| Jan.21,1937 | H | W | 35-34 |
| Jan.17,1945 | A | W | 43-38 |
| Feb.7,1945 | H | W | 83-56 |
| Feb.11,1946 | H | W | 58-43 |
| Dec.6,1988 | H | L (ot) | 109-111 |

*LSU at home: LSU leads,6-1
at La. Tech: LSU leads,3-0*

Louisville (1-8)

| | | | |
|---------------|-----|--------|-------|
| Dec.21,1948 | A | L | 44-79 |
| Dec.22,1949 | A | L | 65-75 |
| Dec.1960 | H | L | 53-72 |
| Dec.29,1961 | NO | W | 84-70 |
| March 16,1980 | Hou | L | 66-86 |
| March 29,1986 | Dal | L | 77-88 |
| Dec.21,1991 | H | L | 92-93 |
| Feb.23,1994 | A | L | 64-82 |
| Dec.7,1996 | Ana | L (ot) | 87-93 |

*NO = New Orleans,La.
Hou = Houston, Texas
Dal = Dallas, Texas
Ana = Anaheim, Calif.*

*LSU at home Louisville leads,2-0
at Louisville: Louisville leads,3-0
at Neutral Sites: Louisville leads,3-1*

Loyola (Chicago) (2-0)

| | | | |
|-------------|---|---|--------|
| Dec.6,1982 | H | W | 97-80 |
| Nov.28,1984 | H | W | 102-96 |

Loyola Marymount (2-0)

| | | | |
|-------------|---|-------|---------|
| Feb.3,1990 | H | W(ot) | 148-141 |
| Dec.20,1990 | H | W | 122-114 |

Loyola-NO (37-15)

| | | | |
|--------------|---|--------|-------|
| Jan.10,1921 | H | W | 74-12 |
| Jan.24,1924 | H | W | 27-20 |
| Jan.25,1924 | H | W | 17-15 |
| Feb.25,1924 | A | W | 34-28 |
| Feb.26,1924 | A | W | 37-4 |
| Jan.21,1925 | H | W | 30-13 |
| Jan.22,1925 | H | W | 32-18 |
| March 3,1925 | A | W | 26-15 |
| Jan.28,1927 | H | L | 15-16 |
| Jan.29,1927 | H | W | 42-18 |
| Feb.11,1927 | A | L | 26-41 |
| Feb.12,1927 | A | L | 19-27 |
| Feb.12,1937 | H | W | 46-31 |
| Jan.20,1947 | A | W | 44-43 |
| Feb.24,1947 | H | W | 61-47 |
| Jan.19,1948 | A | L | 42-49 |
| Feb.16,1948 | H | L | 45-46 |
| Jan.13,1949 | A | W | 56-52 |
| Feb.14,1949 | H | W | 63-41 |
| Jan.4,1950 | H | W | 62-56 |
| Jan.9,1950 | A | W | 51-47 |
| Jan.2,1952 | H | W | 77-60 |
| Jan.16,1953 | A | W | 58-52 |
| Jan.5,1954 | H | W | 69-65 |
| Feb.7,1955 | A | L | 68-75 |
| Dec.17,1955 | H | L | 65-71 |
| Dec.8,1956 | H | L (ot) | 73-77 |

| | | | |
|-------------|---|---------|---------|
| Dec.22,1956 | A | L | 68-75 |
| Dec.23,1957 | A | L | 62-94 |
| Jan.1957 | H | L | 70-82 |
| Dec.17,1958 | H | W | 78-68 |
| Jan.27,1959 | A | W | 70-68 |
| Dec.10,1959 | H | L (ot) | 65-66 |
| Jan.27,1960 | A | L | 64-74 |
| Dec.1960 | H | W | 73-59 |
| Jan.1960 | A | W | 51-49 |
| Nov.26,1961 | H | W | 57-48 |
| Feb.1,1962 | A | W | 77-61 |
| Dec.3,1962 | H | W | 79-66 |
| Jan.30,1963 | A | W | 72-69 |
| Dec.2,1963 | H | W | 80-67 |
| Jan.29,1964 | A | W | 73-62 |
| Dec.1,1964 | H | W | 88-78 |
| Feb.10,1965 | A | W | 89-76 |
| Dec.1,1965 | H | L | 61-72 |
| Dec.9,1965 | A | W | 88-84 |
| Dec.9,1966 | A | L (2ot) | 86-87 |
| Dec.9,1967 | H | W | 90-56 |
| Dec.2,1968 | A | W | 109-82 |
| Dec.9,1969 | H | W | 100-87 |
| Dec.1,1970 | A | W | 109-103 |
| Jan.8,1972 | H | W | 103-85 |

*LSU at home: LSU leads,21-7
at Loyola-NO: LSU leads,16-8*

Maine (1-0)

| | | | |
|-------------|---|---|--------|
| Dec.15,1979 | H | W | 103-81 |
|-------------|---|---|--------|

Marist (2-0)

| | | | |
|-------------|---|---|-------|
| Nov.25,1988 | H | W | 94-58 |
| Dec.29,1995 | H | W | 80-65 |

Marquette (0-1)

| | | | |
|---------------|-----|---|--------|
| March 19,1970 | NYC | L | 79-101 |
|---------------|-----|---|--------|

NYC = New York City, N.Y.

Maryland (2-2)

| | | | |
|-------------|-------|---|-------|
| Feb.23,1931 | Atl | L | 34-37 |
| Dec.21,1963 | Bburg | L | 65-75 |
| Dec.12,1987 | H | W | 55-54 |
| Jan.2,1989 | A | W | 79-77 |

*Atl = Atlanta, Ga.
Bburg = Blacksburg, Va.*

Maryland Baltimore Co. (1-0)

| | | | |
|-------------|---|---|-------|
| Dec.30,1995 | H | W | 88-67 |
|-------------|---|---|-------|

McGowan-Lyons (0-1)

| | | | |
|-------------|---|---|-------|
| Feb.11,1924 | A | L | 22-28 |
|-------------|---|---|-------|

McNeese State (11-0)

| | | | |
|-------------|---|---|--------|
| Dec.6,1986 | A | W | 77-62 |
| Dec.8,1988 | H | W | 91-89 |
| Dec.2,1989 | H | W | 85-49 |
| Jan.20,1992 | H | W | 115-67 |
| Dec.1,1992 | H | W | 83-72 |
| Dec.16,1993 | H | W | 93-72 |
| Nov.29,1994 | H | W | 86-71 |
| Dec.1,1995 | H | W | 83-73 |
| Nov.21,1998 | H | W | 56-39 |
| Dec.13,2000 | H | W | 87-68 |
| Dec.15,2001 | H | W | 80-57 |

*LSU at home: LSU leads,10-0
At McNeese St.: LSU leads,1-0*

Memphis (2-2)

| | | | |
|---------------|------|---|-------|
| Jan.12,1972 | A | L | 65-82 |
| Dec.5,1972 | H | W | 69-57 |
| March 15,1986 | H | W | 83-81 |
| Dec.23,1992 | Maui | L | 66-70 |

Maui = Maui,Hawaii

Mercer (3-0)

| | | | |
|-------------|------|---|-------|
| Feb.12,1920 | A | W | 33-22 |
| Dec.5,1992 | H | W | 92-48 |
| Nov.24,2001 | Hilo | W | 64-62 |

Hilo = Hilo, Hawaii

Miami (Fla.) (1-3)

| | | | |
|-------------|----|---|-------|
| Dec.11,1950 | A | L | 62-68 |
| Dec.1952 | H | W | 86-58 |
| Dec.1957 | H | L | 65-73 |
| Dec.27,2001 | NO | L | 61-68 |

NO = New Orleans,La.

Michigan (0-2)

| | | | |
|-------------|---|---|-------|
| Dec.5,1995 | H | L | 68-69 |
| Dec.15,1996 | A | L | 59-70 |

Michigan State (0-1)

| | | | |
|---------------|------|---|-------|
| March 16,1979 | Indy | L | 71-87 |
|---------------|------|---|-------|

Indy = Indianapolis,Ind.

Middle Tennessee State (1-0)

| | | | |
|-------------|---|---|-------|
| Nov.27,1991 | H | W | 96-65 |
|-------------|---|---|-------|

Millsaps (5-0)

| | | | |
|------------|---|---|-------|
| Feb.1917 | H | W | 95-6 |
| Feb.1917 | A | W | 57-11 |
| Feb.6,1918 | A | W | 66-10 |
| Feb.1923 | H | W | 32-10 |
| Feb.1923 | H | W | 34-23 |

Ole Miss (106-75)

| | | | |
|-------------|-----|---|-------|
| Feb.4,1910 | H | W | 39-14 |
| Feb.5,1910 | H | W | 25-4 |
| Jan.15,1912 | H | W | 27-15 |
| Feb.16,1912 | H | W | 33-11 |
| Feb.21,1916 | H | W | 55-29 |
| Feb.18,1921 | H | L | 22-23 |
| Feb.19,1921 | H | W | 26-16 |
| Jan.15,1926 | H | W | 27-24 |
| Jan.16,1926 | H | L | 19-43 |
| Jan.14,1927 | H | L | 16-36 |
| Jan.15,1927 | H | W | 22-21 |
| Jan.13,1928 | H | W | 20-17 |
| Jan.14,1928 | H | W | 36-25 |
| Jan.15,1928 | H | L | 23-33 |
| Jan.26,1928 | H | W | 34-33 |
| Feb.25,1928 | Atl | L | 28-53 |
| Jan.11,1929 | H | L | 21-42 |
| Jan.12,1929 | H | L | 17-34 |
| Jan.18,1929 | A | L | 24-28 |
| Jan.19,1929 | A | L | 25-30 |
| Jan.10,1930 | A | L | 27-31 |
| Jan.11,1930 | A | W | 31-21 |
| Jan.17,1930 | H | L | 24-47 |
| Jan.18,1930 | H | L | 29-32 |
| Jan.15,1931 | A | W | 26-24 |
| Jan.16,1931 | A | L | 29-30 |
| Jan.15,1932 | A | W | 37-34 |
| Jan.16,1932 | A | L | 22-24 |
| Jan.29,1932 | H | W | 55-53 |
| Jan.30,1932 | H | L | 33-35 |
| Jan.13,1933 | A | L | 37-40 |
| Jan.14,1933 | A | L | 32-34 |
| Feb.13,1933 | H | W | 53-33 |
| Feb.14,1933 | H | W | 50-33 |
| Feb.12,1934 | H | W | 52-33 |
| Feb.13,1934 | H | W | 49-39 |
| Feb.4,1935 | H | W | 47-32 |
| Feb.5,1935 | H | W | 47-33 |
| Jan.31,1936 | H | W | 54-37 |
| Feb.1,1936 | H | L | 46-51 |
| Feb.14,1936 | A | L | 47-59 |

| | | | |
|--------------|--------|--------|--------|
| Feb. 15,1936 | A | L | 51-69 |
| Jan.13,1937 | A | L | 47-50 |
| Jan.14,1937 | A | L | 27-40 |
| Jan.14,1938 | H | L | 48-59 |
| Jan.15,1938 | H | L | 44-47 |
| March 4,1938 | H | L | 41-68 |
| Jan.9,1939 | A | W | 42-41 |
| Jan.10,1939 | A | W | 42-34 |
| Feb. 13,1939 | H | W | 50-48 |
| Feb. 14,1939 | H | W | 59-18 |
| Jan.12,1940 | H | W | 51-47 |
| Feb. 10,1940 | H | L | 33-45 |
| Jan.10,1941 | A | W | 56-32 |
| Feb. 5,1941 | H | W | 67-39 |
| Jan.6,1942 | A | W | 56-35 |
| Jan.17,1942 | H | L | 42-51 |
| Jan.8,1943 | H | W | 54-34 |
| Jan.16,1943 | A | W | 51-39 |
| Jan.12,1946 | A | W | 53-23 |
| Feb. 4,1946 | H | W | 60-35 |
| March 1,1946 | Lville | W | 69-34 |
| Jan.10,1947 | A | W | 54-43 |
| Feb. 3,1947 | H | W | 63-43 |
| Feb. 27,1947 | Lville | W | 61-36 |
| Feb. 2,1948 | A | L | 37-49 |
| Feb. 23,1948 | H | W | 52-50 |
| Jan.31,1949 | A | W | 58-48 |
| Feb. 12,1949 | H | W | 49-38 |
| Dec.19,1949 | H | W | 74-61 |
| Jan.28,1950 | A | L | 65-75 |
| Dec.16,1950 | A | L | 67-72 |
| Feb. 17,1951 | H | L | 48-69 |
| March 2,1951 | Lville | W | 62-57 |
| Dec.13,1951 | A | W | 81-69 |
| Jan.30,1952 | A | L | 65-68 |
| Feb. 18,1952 | H | W | 78-67 |
| March 1,1952 | Lville | W | 75-60 |
| Jan.12,1953 | A | W | 67-66 |
| Feb. 23,1953 | H | W | 63-48 |
| Feb. 1,1954 | H | W | 53-52 |
| March 1,1954 | A | W | 76-53 |
| Jan.31,1955 | A | L | 69-89 |
| Feb. 28,1955 | H | W | 68-65 |
| Feb. 6,1956 | H | W | 100-76 |
| Feb. 27,1956 | A | L | 70-81 |
| Feb. 2,1957 | A | L | 73-79 |
| Feb. 23,1957 | H | L | 76-83 |
| Feb. 3,1958 | H | L | 63-76 |
| Feb. 24,1958 | A | L | 78-85 |
| Dec.30,1958 | Jville | W | 69-55 |
| Feb. 2,1959 | A | L | 69-80 |
| Feb. 23,1959 | H | W | 99-93 |
| Feb. 1,1960 | H | L | 61-76 |
| Feb. 22,1960 | A | L | 70-90 |
| Feb. 1961 | A | W | 75-69 |
| Feb. 27,1961 | H | L | 46-68 |
| Feb. 5,1962 | H | W | 70-59 |
| Feb. 26,1962 | A | L | 68-74 |
| Feb. 4,1963 | A | L | 48-60 |
| Feb. 25,1963 | H | W | 80-61 |
| Feb. 1,1964 | H | W | 77-67 |
| Feb. 22,1964 | A | W | 86-80 |
| Feb. 1,1965 | A | W | 58-56 |
| Feb. 22,1965 | A | W | 60-56 |
| Jan.3,1966 | A | L | 80-81 |
| Feb. 12,1966 | H | W | 92-68 |
| Dec.19,1966 | A | L | 67-74 |
| Feb. 25,1967 | H | L | 77-89 |
| Dec.19,1968 | H | W | 81-68 |
| Feb. 24,1968 | A | L | 85-87 |
| Feb. 1,1969 | H | L (ot) | 81-84 |
| March 1,1969 | A | L | 76-78 |
| Jan.31,1970 | H | W | 109-86 |
| Feb. 28,1970 | A | W | 103-90 |

| | | | |
|---------------|-----|--------|---------|
| Jan.30,1971 | H | L | 90-113 |
| Feb. 27,1971 | A | L | 54-62 |
| Feb. 5,1972 | H | W | 67-66 |
| March 4,1972 | A | L | 78-101 |
| Feb. 3,1973 | A | L | 59-84 |
| March 3,1973 | H | W | 70-69 |
| Feb. 2,1974 | A | L | 63-77 |
| March 4,1974 | A | L | 74-82 |
| Feb. 1,1975 | H | W | 94-86 |
| March 8,1975 | A | W | 91-86 |
| Jan.10,1976 | H | W | 100-75 |
| Feb. 7,1976 | A | W | 67-57 |
| Jan.3,1977 | H | W | 75-68 |
| March 5,1977 | A | L | 69-90 |
| Jan.28,1978 | A | W | 74-61 |
| Feb. 25,1978 | H | W | 94-75 |
| Jan.20,1979 | A | W (ot) | 70-69 |
| Feb. 17,1979 | H | W | 67-62 |
| Jan.23,1980 | H | W | 72-66 |
| Feb. 21,1980 | A | W | 77-74 |
| Jan.28,1981 | A | W | 63-59 |
| Jan.25,1981 | H | W | 74-67 |
| Jan.27,1982 | H | W | 53-46 |
| Feb. 24,1982 | A | L | 61-74 |
| March 4,1982 | Lex | L | 52-59 |
| Jan.15,1983 | A | W | 71-68 |
| Feb. 12,1983 | H | W | 72-63 |
| Jan.14,1984 | H | W | 93-70 |
| Feb. 12,1984 | A | W | 65-61 |
| Dec.5,1984 | H | W | 89-64 |
| Jan.17,1985 | A | L | 65-68 |
| Jan.13,1986 | H | W | 86-68 |
| Feb. 15,1986 | A | L | 57-58 |
| Jan.5,1987 | A | L | 63-73 |
| Feb. 4,1987 | H | W (ot) | 82-75 |
| Jan.9,1988 | A | W (ot) | 69-61 |
| Feb. 10,1988 | H | W | 78-57 |
| Feb. 1,1989 | H | W | 107-57 |
| March 4,1989 | A | L (ot) | 112-113 |
| Jan.31,1990 | A | W | 79-77 |
| March 3,1990 | H | W | 103-94 |
| Jan.19,1991 | H | W | 87-71 |
| Feb. 20,1991 | A | W | 89-78 |
| Jan.25,1992 | A | W | 83-73 |
| Feb. 25,1992 | H | W | 100-69 |
| Jan.23,1993 | A | L | 62-71 |
| March 6,1993 | H | W | 71-56 |
| March 12,1993 | Lex | W | 89-70 |
| Jan.29,1994 | H | W | 90-66 |
| March 5,1994 | A | L | 78-93 |
| Jan.21,1995 | H | W (ot) | 87-81 |
| Feb. 15,1995 | A | L | 90-102 |
| Feb. 3,1996 | H | W | 71-66 |
| Feb. 28,1996 | A | L | 48-75 |
| Feb. 5,1997 | H | L | 73-79 |
| Feb. 26,1997 | A | L | 68-74 |
| Jan.21,1998 | A | L | 58-80 |
| Feb. 18,1998 | H | L | 57-83 |
| Feb. 3,1999 | H | L | 66-82 |
| Feb. 27,1999 | A | L | 57-79 |
| Feb 16,2000 | A | W | 97-53 |
| March 4,2000 | H | W | 64-60 |
| Feb. 7,2001 | A | L | 97-53 |
| Feb. 28,2001 | H | W(ot) | 78-77 |
| Jan.23,2002 | A | L | 55-70 |
| Feb. 27,2002 | H | W | 59-56 |

Atl = Atlanta,Ga.
Lville = Louisville, Ky.
Jville = Jacksonville,Fla.
Lex = Lexington, Ky.

LSU at home: LSU leads,68-26
at Ole Miss: Ole Miss leads,47-32
at Neutral Sites: LSU leads,6-2

Mississippi College (8-1)

| | | | |
|--------------|---|---|-------|
| Jan.21,1914 | H | W | 34-13 |
| Jan.22,1914 | H | W | 29-19 |
| Feb. 6,1918 | A | W | 41-24 |
| Feb. 15,1922 | H | W | 29-20 |
| Feb. 16,1922 | H | W | 26-18 |
| Jan.1923 | H | W | 27-17 |
| Jan.1923 | H | W | 19-14 |
| Jan.9,1930 | A | L | 24-27 |
| Jan.13,1931 | A | W | 46-34 |

Mississippi State (96-84)

| | | | |
|--------------|-----|---|-------|
| Jan.6,1909 | H | W | 18-12 |
| Jan.8,1909 | H | W | 14-10 |
| Jan.7,1911 | A | W | 33-17 |
| Jan.8,1911 | A | W | 42-12 |
| Jan.6,1912 | A | L | 16-22 |
| Jan.7,1912 | A | L | 11-21 |
| Jan.12,1915 | H | W | 24-12 |
| Jan.13,1915 | H | L | 14-15 |
| Feb. 1916 | A | W | 31-21 |
| Feb. 1916 | A | L | 17-23 |
| Jan.1917 | H | W | 36-28 |
| Jan.1917 | H | W | 38-17 |
| Jan.24,1920 | H | W | 27-12 |
| Jan.1923 | H | L | 25-36 |
| Jan.1923 | H | L | 20-35 |
| Feb. 13,1924 | A | L | 29-34 |
| Feb. 14,1924 | A | L | 34-54 |
| Feb. 3,1925 | H | W | 24-17 |
| Jan.27,1928 | A | L | 26-46 |
| Jan.28,1928 | A | L | 23-29 |
| Feb. 4,1929 | H | L | 16-26 |
| Feb. 5,1929 | H | W | 39-29 |
| Feb. 1,1930 | Mer | W | 32-24 |
| Jan.18,1932 | H | L | 28-29 |
| Jan.19,1932 | H | W | 40-15 |
| Jan.25,1932 | A | W | 30-26 |
| Jan.26,1932 | A | W | 33-29 |
| Jan.11,1933 | A | W | 32-28 |
| Jan.12,1933 | A | W | 49-26 |
| Jan.17,1933 | H | W | 45-40 |
| Jan.18,1933 | H | W | 37-33 |
| Jan.9,1934 | A | L | 46-47 |
| Jan.10,1934 | A | W | 48-23 |
| Feb. 8,1934 | H | W | 54-39 |
| Jan.9,1934 | H | W | 61-30 |
| Feb. 13,1935 | H | W | 67-32 |
| Feb. 14,1935 | H | W | 46-39 |
| Jan.13,1936 | A | L | 38-49 |
| Jan.14,1936 | A | W | 32-30 |
| Feb. 10,1936 | H | W | 43-37 |
| Feb. 11,1936 | H | W | 45-40 |
| Jan.16,1937 | A | L | 36-53 |
| Feb. 15,1937 | H | W | 42-41 |
| Feb. 16,1937 | H | L | 38-39 |
| Jan.31,1938 | H | W | 38-33 |
| Feb. 1,1938 | H | W | 31-22 |
| Feb. 14,1938 | A | W | 66-44 |
| Feb. 15,1938 | A | L | 46-63 |
| Jan.30,1939 | A | W | 48-32 |
| Jan.31,1939 | A | L | 29-31 |
| Feb. 3,1939 | H | W | 47-45 |
| Feb. 4,1939 | H | W | 54-33 |
| Jan.13,1940 | A | L | 37-49 |
| Jan.29,1940 | H | W | 55-42 |
| Jan.11,1941 | A | L | 26-35 |
| Feb.8,1941 | H | W | 39-37 |
| Jan.10,1942 | A | L | 41-43 |
| Jan.24,1942 | H | W | 51-40 |
| Jan.8,1943 | H | L | 40-48 |
| Jan.20,1943 | A | W | 61-40 |
| Jan.15,1945 | A | L | 39-47 |

| | | | |
|--------------|--------|--------|--------|
| Jan.29,1945 | H | W | 62-27 |
| Jan.11,1946 | A | W | 54-30 |
| Feb. 8,1946 | H | W | 73-31 |
| Jan.11,1947 | A | W | 61-57 |
| Feb. 14,1947 | H | W | 64-49 |
| Jan.31,1948 | A | L | 49-53 |
| Feb. 13,1948 | H | W | 65-40 |
| Jan.10,1949 | H | W | 64-40 |
| Jan.29,1949 | A | L | 42-48 |
| Jan.30,1950 | A | L | 41-48 |
| Feb. 17,1950 | H | W | 68-58 |
| Dec.15,1951 | A | L | 69-94 |
| Jan.6,1951 | H | W | 76-61 |
| Dec.12,1952 | A | L | 54-59 |
| Jan.14,1952 | H | W | 103-78 |
| Feb. 28,1952 | Lville | W | 77-44 |
| Jan.10,1953 | A | W | 75-55 |
| Feb. 27,1953 | H | W | 82-47 |
| Jan.30,1954 | H | W | 65-54 |
| Feb. 27,1954 | A | W | 61-57 |
| Jan.29,1955 | A | W | 67-63 |
| Feb. 26,1955 | H | L | 80-84 |
| Feb. 4,1956 | H | L | 78-87 |
| Feb. 25,1956 | A | W | 79-71 |
| Feb. 1,1957 | A | L | 72-81 |
| Feb. 22,1957 | H | L | 76-94 |
| Jan.1958 | H | L | 54-71 |
| March 1958 | A | L | 72-95 |
| Jan.31,1959 | A | L | 71-78 |
| Feb. 21,1959 | H | L | 67-75 |
| Jan.30,1960 | H | L | 60-71 |
| Feb. 20,1960 | A | W | 69-64 |
| Jan.1961 | A | L | 61-77 |
| Feb. 25,1961 | H | L | 54-56 |
| Dec.30,1962 | NO | L | 51-73 |
| Feb. 3,1962 | H | L | 66-87 |
| Feb. 24,1962 | A | L | 48-58 |
| Feb. 2,1963 | A | L | 66-73 |
| Feb. 23,1963 | H | L | 64-99 |
| Jan.31,1964 | H | W | 87-71 |
| Feb. 21,1964 | A | W | 63-60 |
| Jan.30,1965 | A | L | 74-76 |
| Feb. 20,1965 | H | W | 94-76 |
| Jan.10,1966 | H | L | 71-74 |
| Feb. 5,1966 | A | L | 61-66 |
| Dec.17,1966 | A | L | 84-98 |
| Feb.20,1967 | H | L | 64-66 |
| Dec.22,1967 | H | W | 111-87 |
| Feb. 19,1968 | A | W | 94-83 |
| Feb. 3,1969 | H | W | 95-71 |
| March 3,1969 | A | W | 99-89 |
| Feb. 2,1970 | H | W | 109-91 |
| March 2,1970 | A | W | 97-87 |
| Feb. 1,1971 | H | W | 90-71 |
| March 1,1971 | A | L | 70-78 |
| Feb. 7,1972 | H | W | 62-60 |
| March 2,1972 | A | L | 71-89 |
| Feb. 5,1973 | A | W | 84-78 |
| March 1,1973 | H | W | 94-82 |
| Jan.14,1974 | A | L | 75-89 |
| Feb. 16,1974 | H | L (ot) | 84-87 |
| Jan.16,1975 | H | L | 84-93 |
| Feb. 15,1975 | A | L | 71-79 |
| Jan.19,1976 | A | L | 83-90 |
| Feb. 16,1976 | H | W | 80-69 |
| Jan.12,1977 | A | L | 77-80 |
| Feb. 7,1977 | H | W | 71-66 |
| Jan.2,1978 | A | L (ot) | 82-84 |
| March 4,1978 | H | L | 67-68 |
| Feb. 8,1979 | A | W | 52-48 |
| Feb. 24,1979 | H | L | 57-65 |
| Jan.5,1980 | H | W | 80-58 |
| Feb. 2,1980 | A | W | 75-63 |
| Jan.10,1981 | A | W | 81-69 |

Opponent Series

| | | | |
|---------------|-----|--------|-------|
| Feb. 7, 1981 | H | W | 94-89 |
| Jan. 9, 1982 | H | W | 78-56 |
| Feb. 6, 1982 | A | W | 57-43 |
| Jan. 24, 1983 | A | L | 65-80 |
| Feb. 21, 1983 | H | W | 86-73 |
| Jan. 23, 1984 | H | W | 80-64 |
| Feb. 20, 1984 | A | W | 85-70 |
| Jan. 5, 1985 | A | L | 69-83 |
| Feb. 6, 1985 | H | W | 80-65 |
| Jan. 4, 1986 | H | W | 90-74 |
| Feb. 5, 1986 | A | W | 68-62 |
| Jan. 25, 1987 | A | W | 52-50 |
| Feb. 25, 1987 | H | W | 55-46 |
| March 5, 1987 | Atl | W | 68-54 |
| Jan. 30, 1988 | H | L | 47-49 |
| March 2, 1988 | A | L | 60-62 |
| Jan. 4, 1989 | H | L | 84-87 |
| Feb. 4, 1989 | A | L | 79-96 |
| Jan. 4, 1990 | A | L (ot) | 80-87 |
| Feb. 5, 1990 | H | W | 86-68 |
| Jan. 29, 1991 | H | L | 79-82 |
| March 2, 1991 | A | L | 73-76 |
| Jan. 18, 1992 | A | W | 83-70 |
| March 7, 1992 | H | W | 89-80 |
| Jan. 13, 1993 | A | W (ot) | 84-76 |
| Feb. 10, 1993 | H | W | 92-66 |
| Jan. 26, 1994 | H | L | 52-66 |
| Feb. 26, 1994 | A | L | 66-86 |
| Jan. 25, 1995 | A | L | 60-73 |
| Feb. 8, 1995 | H | L | 61-67 |
| Jan. 3, 1996 | H | L | 64-77 |
| Feb. 21, 1996 | A | L | 77-88 |
| Jan. 4, 1997 | A | L | 66-69 |
| Jan. 29, 1997 | H | L | 60-68 |
| Feb. 11, 1998 | A | L | 48-85 |
| Feb. 28, 1998 | H | L | 62-63 |
| Jan. 16, 1999 | A | L | 55-53 |
| Feb. 24, 1999 | H | W | 74-63 |
| Feb. 2, 2000 | A | L | 66-68 |
| Feb. 26, 2000 | H | W | 71-66 |
| Jan. 24, 2001 | A | W | 82-73 |
| Feb. 24, 2001 | H | L | 48-55 |
| Jan. 26, 2002 | A | L | 61-84 |
| Feb. 13, 2002 | H | W (ot) | 68-65 |
| March 9, 2002 | Atl | L | 51-57 |

*Mer = Meridian, Miss.
 Louisville = Louisville, Ky.
 NO = New Orleans, La.
 Atl = Atlanta, Ga.*

*LSU at home: LSU leads, 60-30
 at Miss. State: Miss. State leads, 52-33
 at Neutral Sites: LSU leads, 3-2*

Missouri (1-0)
 March 14, 1980 Hou W 68-63
Hou = Houston, Texas

Montana State (4-0)
 Dec. 28, 1970 OKC W 89-77
 Dec. 27, 1976 H W 101-80
 Dec. 18, 1978 H W 99-89
 Nov. 22, 1985 H W 84-59
OKC = Oklahoma City, Okla.

Morehead State (1-0)
 Dec. 28, 1988 Hon W 101-88
Hon = Honolulu, Hawaii

Navy (0-1)
 March 15, 1985 Day L 55-78
Day = Dayton, Ohio

Navy (Pensacola) (4-2)
 Jan. 29, 1921 H W 54-12
 Jan. 30, 1921 H W 51-41
 Jan. 21, 1944 A L 30-69
 Jan. 22, 1944 A L 37-60
 Dec. 19, 1945 A W 66-58
 Nov. 29, 1949 H W 69-48

Navy Reserve (NO) (2-0)
 Feb. 1, 1918 H W 64-8
 Feb. 1, 1946 H W 58-47

Nebraska (1-0)
 Dec. 30, 1988 Hon W 90-87
Hon = Honolulu, Hawaii

Nevada-Las Vegas (3-3)
 Dec. 13, 1980 H W 87-73
 Nov. 28, 1981 A L 79-83
 Dec. 29, 1987 A L 59-78
 Feb. 25, 1989 H W 88-87
 Jan. 28, 1990 H W 107-105
 Nov. 30, 1991 A L 55-76

Nevada-Reno (1-1)
 Dec. 3, 1973 A L 86-97
 Dec. 6, 1975 H W 94-74

New Orleans (6-4)
 Nov. 28, 1977 H L 69-73
 Nov. 27, 1978 A W 64-42
 Dec. 3, 1979 H W 104-78
 Dec. 18, 1980 A W 96-66
 March 16, 1983 H L (ot) 94-99
 Nov. 26, 1983 A W 61-59
 Dec. 21, 1984 H W 78-64
 Dec. 20, 1986 H L 71-82
 Dec. 16, 2000 H W 84-57
 Dec. 18, 2001 A L 59-60

*LSU at home: Tied, 3-3
 at UNO: LSU leads, 3-1*

New Orleans AC (0-1)
 Jan. 10, 1931 H L 35-41

Nicholls State (10-0)
 Dec. 4, 1987 H W 86-62
 Dec. 29, 1990 H W 118-76
 Dec. 30, 1991 H W 123-61
 Dec. 15, 1992 H W 75-64
 Dec. 4, 1993 H W (ot) 95-90
 Jan. 23, 1996 H W 86-69
 Nov. 29, 1997 H W 72-52
 Dec. 23, 1999 H W 91-74
 Dec. 22, 2000 H W 92-49
 Dec. 30, 2001 H W 71-35

Norfolk Sate (1-0)
 Nov. 25, 2000 H W 90-62

Niagara (1-0)
 Dec. 8, 1976 H W 82-68

North Carolina (2-9)
 Feb. 28, 1925 Atl L 21-35
 Feb. 1928 Atl W 44-38
 Jan. 3, 1955 H W 84-77
 Jan. 3, 1956 A L 69-95
 Dec. 1960 A L 61-77
 Dec. 14, 1963 H L 71-76
 Dec. 4, 1982 NJ L 43-47
 Jan. 29, 1984 A L 79-90

Feb. 10, 1985 H L 70-75
 Jan. 22, 1994 NO L 65-88
 Dec. 18, 1996 Gboro L 48-67
*Atl = Atlanta, Ga.
 NJ = E. Rutherford, N.J.
 Gboro = Greensboro, N.C.*

*LSU at home: UNC leads, 3-1
 at UNC: UNC leads, 4-0
 at Neutral Sites: UNC leads, 2-1*

North Carolina A&T (1-1)
 Nov. 30, 1996 H W# 74-62
 Nov. 25, 1998 H W 72-59
Game forfeited by NCAA

North Carolina-Wilmington (4-0)
 Dec. 29, 1980 H W 100-68
 Jan. 17, 1983 H W 70-55
 Nov. 28, 1983 A W 94-59
 Dec. 22, 1984 H W 88-65

Northern Arizona (2-0)
 Feb. 9, 1987 H W 70-58
 Dec. 28, 1991 H W 159-86

Northern Iowa (0-1)
 Dec. 28, 1987 LV L 80-90
LV = Las Vegas, Nev.

Northwestern (1-2)
 Dec. 21, 1953 H W 79-51
 Dec. 20, 1953 A L 66-83
 Dec. 30, 1965 LA L 86-92
LA = Los Angeles, Calif.

Northwestern State (11-6)
 Jan. 1916 H W 24-23
 Dec. 12, 1917 A W 38-25
 Jan. 8, 1921 H W 29-25
 Jan. 20, 1922 H W 32-15
 Jan. 21, 1922 H W 40-3
 Jan. 7, 1924 H L 18-26
 Jan. 8, 1924 H L 19-33
 Jan. 16, 1925 A L 25-29
 Jan. 17, 1925 A W 35-24
 Feb. 12, 1926 H L 27-35
 Feb. 13, 1926 H L 21-23
 Feb. 23, 1945 Sport W 44-40
 Feb. 24, 1945 A W 70-34
 Dec. 29, 1956 Sport L 75-103
 Dec. 20, 1989 H W 73-63
 Dec. 29, 1992 H W 93-79
 Dec. 2, 2001 H W 91-54
Sport = Shreveport, La.

*LSU at home: LSU leads, 7-4
 at Northwestern State: LSU leads, 3-1
 at Neutral Sites: Tied, 1-1*

Notre Dame (1-0)
 Dec. 20, 1990 NO W 87-64
NO = New Orleans

Oklahoma (2-1)
 March 17, 1970 NYC W 97-94
 Jan. 12, 1987 A L 85-94
 Jan. 11, 1988 NO W 84-77
*NYC = New York City, N.Y.
 NO = New Orleans, La.*

Oklahoma City (2-0)
 Dec. 28, 1968 A W 101-85
 Dec. 17, 1976 H W 89-77

Oklahoma State (2-1)
 Dec. 11, 1993 NO W 71-68
 Dec. 20, 1994 Tul L 67-111
 Dec. 30, 1999 No W 63-53
*NO = New Orleans, La.
 Tul = Tulsa, Okla.*

Oakland (Mich) (1-0)
 Nov. 26, 1999 Hon W 87-80
Hon = Honolulu, Hawaii
Oral Roberts (4-2)
 Dec. 3, 1977 A W 68-60
 Dec. 1, 1978 H W 91-75
 Dec. 1, 1984 A W 74-71
 Dec. 30, 1985 H W 82-64
 Nov. 30, 1988 H L 96-100
 Dec. 21, 1996 H W# 59-58
Game forfeited by NCAA

Orange Independent (1-0)
 Dec. 1942 A W 49-23

Oregon State (3-1)
 Dec. 26, 1963 A L 57-87
 Dec. 4, 1969 H W 94-72
 Dec. 22, 1969 A W 76-68
 Dec. 28, 2000 NO W 78-68
NO = New Orleans, La.

Pacific (1-1)
 Dec. 8, 1973 H W 91-77
 Dec. 20, 1976 A L 76-89

Penn State (0-1)
 March 12, 1954 IC L 70-78
IC = Iowa City, Iowa

Pittsburgh (2-2)
 April 13, 1935 AC W 41-37
 Jan. 2, 1936 NO L 47-52
 Dec. 27, 1962 Mia L 73-96
 Jan. 31, 1969 H W 120-79
*AC = Atlantic City, NJ
 NO = New Orleans, La.
 Mia = Miami, Fla.*

Prairie View (2-0)
 Dec. 23, 1996 H W 96-56
 Dec. 16, 1998 H W 84-62

Purdue (1-0)
 March 13, 1986 H W (2ot) 94-87

Radford (0-1)
 Dec. 30, 1994 H L 72-73

Rice (16-24)
 Feb. 1916 H W 29-21
 Feb. 1916 H W 25-17
 Feb. 26, 1921 A W 35-23
 Feb. 19, 1935 A L 47-56
 Jan. 23, 1936 H L 38-42
 Jan. 24, 1936 H L 30-38
 Jan. 8, 1937 A W 32-29
 Jan. 9, 1937 A W 38-37
 Jan. 7, 1938 H L 38-45
 Jan. 8, 1938 H W 58-38
 Dec. 14, 1938 A L 32-34
 Dec. 15, 1938 A W 30-27
 Dec. 18, 1939 H L 39-56
 Dec. 19, 1939 H L 51-61
 Dec. 1940 A L 48-60
 Dec. 1940 A L 33-54

| | | | |
|-------------|--------|---|-------|
| Dec.12,1941 | H | L | 42-54 |
| Dec.13,1941 | H | L | 37-50 |
| Dec.1942 | A | L | 26-56 |
| Dec.1942 | A | W | 62-60 |
| Jan.4,1947 | H | W | 60-35 |
| Dec.8,1947 | A | L | 55-58 |
| Jan.9,1948 | H | W | 43-40 |
| Dec.4,1948 | LC | L | 39-51 |
| Dec.10,1949 | LC | W | 49-44 |
| Dec.3,1951 | A | W | 68-60 |
| Dec.11,1954 | H | L | 72-79 |
| Dec.12,1955 | A | L | 60-85 |
| Dec.10,1956 | H | L | 72-87 |
| Dec.1957 | A | L | 56-81 |
| Dec.13,1958 | H | L | 56-64 |
| Dec.12,1959 | A | L | 57-71 |
| Dec.1960 | A | L | 50-67 |
| Dec.9,1961 | A | L | 67-79 |
| Dec.8,1962 | H | W | 90-82 |
| Dec.7,1963 | A | L | 72-87 |
| Dec.29,1964 | OKC | W | 79-63 |
| Dec.16,1965 | A | W | 85-80 |
| Dec.30,1966 | Gville | L | 69-88 |
| Dec.22,1977 | H | W | 97-68 |

LC = Lake Charles,La.
 OKC = Oklahoma City, Okla.
 Gville = Greenville,S.C.

LSU at home: Rice leads,10-7
 at Rice: Rice leads,12-7
 at Neutral Sites: Tied,2-2

Robert Morris (1-0)
 Dec.23,1997 H W 63-58

St. Charles (1-0)
 Jan.11,1917 A W 61-17

St. Francis (Brooklyn) (1-0)
 Dec.19,1946 A W 62-57

St. Francis (PA) (3-0)
 Nov. 24,1978 H W 112-81
 Dec.30,1980 H W 91-65
 Dec.30,1982 H W 67-66

St. Johns (N.Y.) (1-2)
 Dec.6,1949 A L 49-80
 Dec.29,1965 LA L 62-102
 Dec.29,1969 Hono W 80-70
 LA = Los Angeles,Calif.
 Hono = Honolulu,Hawaii

St. Joseph's (PA) (0-1)
 Dec.3,1949 A L 59-61

Saint Louis (1-3)
 Dec.30,1952 NO W 70-67
 Jan.5,1955 H L 79-110
 Dec.15,1956 A L 52-86
 Nov. 24,1995 Hono L 70-79
 NO = New Orleans,La.
 Hono = Honolulu,Hawaii

St. Mary's (Texas) (1-0)
 Dec.3,1957 H W 68-61

St. Paul's (Covington) (1-0)
 Feb. 19,1914 A L 15-35

St. Peters (2-0)
 Dec.27,1974 H W 113-101
 Dec.9,1981 H W 71-55

St. Stanislaus (1-2)
 Jan.10,1920 A W 47-21
 Jan.27,1926 A L 19-38
 Jan.28,1926 A L 21-27

Samford (2-1)
 Dec.20,1973 H W 73-60
 Dec.6,1976 H W 100-89
 Dec.3,1996 H L 50-53

Sam Houston State (1-0)
 Dec.18,1999 H W 85-67

Santa Clara (1-0)
 Dec.26,1950 A W 59-52

Seattle (0-1)
 Dec.30,1963 Port L 84-92
 Port = Portland,Ore.

Selma Field (1-1)
 Feb. 12,1944 A L 34-36
 Jan.4,1946 H W 63-50

Sewanee (6-0)
 Jan.8,1927 H W 26-23
 Jan.20,1933 A W 50-30
 Jan.21,1933 A W 57-45
 Jan.5,1934 H W 80-20
 Jan.6,1934 H W 60-9
 March 2,1939 Knox W 55-35
 Knox = Knoxville,Tenn.

Shreveport AC (6-0)
 Dec.22,1913 A W 31-14
 Dec.23,1913 A W 25-20
 Dec.22,1914 A W 21-20
 Dec.1916 A W 19-17
 Jan.1917 H W 39-24
 Dec.3,1917 A W 51-20

South Carolina (5-9)
 Dec.21,1974 A L 64-77
 Feb. 19,1992 A W 74-56
 Jan.30,1993 H W 85-62
 Feb. 2,1994 A W 77-71
 March 1,1995 H L 62-69
 Feb. 10,1996 A L 68-106
 March 7,1996 NO L 76-85
 Nov. 27,1996 Maui L 68-74
 Feb. 1,1997 H L 65-80
 Jan.10,1998 A L 53-70
 Feb. 17,1999 H W 60-56
 Feb. 23,2000 A W 64-59
 Jan.31,2001 H L 56-68
 Feb. 20,2002 A L 53-66
 NO = New Orleans,La.
 Maui = Maui,Hawaii

LSU at home: USC leads,3-2
 at South Carolina: USC leads,4-3
 at Neutral Sites: USC leads,2-0

Southeastern Louisiana (7-1)
 Dec.1,1966 H L 88-89
 Dec.20,1985 H W 82-61
 Nov. 26,1990 H W 117-68
 Dec.17,1991 H W 101-64
 Dec.3,1992 H W 92-65
 Dec.21,1993 H W 96-62
 Nov. 25,1994 H W 106-80
 Nov. 22,1999 H W 75-36

Southeast Missouri State (1-0)
 March 16,2000 SLC W 64-61
 SLC = Salt Lake City, Okla.

Southern-Baton Rouge (5-0)
 Dec.21,1985 H W 91-83
 Dec.5,1987 H W 98-77
 Nov. 29,1995 H W 109-100
 Dec.28,1997 H W 77-66
 Nov. 19,2001 H W 97-69

Southern-New Orleans (1-0)
 Nov. 20,1997 H W 99-51

Southern California (1-6)
 Dec.16,1937 H L 38-54
 Dec.17,1937 H L 26-50
 Dec.28,1950 A L 76-78
 Dec.18,1969 H L 98-101
 Jan.2,1971 A L 76-80
 Dec.29,1974 A L 87-100
 Dec.4,1976 H W 87-76

Southern Methodist (2-2)
 Dec.13,1962 A L 68-83
 Dec.5,1963 H W 66-62
 Dec.12,1964 A L 75-98
 Dec.10,1965 H W 91-88

Southern Mississippi (4-0)
 Feb. 6,1931 H W 46-35
 Feb. 7,1931 H W 47-31
 Feb. 19,1973 H W 107-79
 Nov. 15,1989 H W 91-80

Southwest College (Tenn.) (4-0)
 March 7,1940 N W 61-41
 Dec.8,1952 H W 124-33
 Dec.5,1955 H W 72-59
 Dec.13,1956 A W 91-77

Southwest Texas State (1-0)
 Dec.22,1987 H W 93-74

Spring Hill (17-2)
 Feb. 1916 A W 34-24
 Feb. 3,1920 H W 64-16
 Feb. 14,1920 A W 38-9
 Feb. 1,1921 H W 31-17
 Feb. 2,1921 H W 29-24
 Feb. 1,1922 H W 27-26
 Feb. 2,1922 H W 16-15
 Jan.1923 H L 21-23
 Jan.1923 H W 36-20
 Feb. 1923 A L 24-26
 Feb. 1923 A W 20-18
 Feb. 1,1924 H W 40-23
 Feb. 2,1924 H W 22-13
 Feb. 15,1924 A W 29-25
 Feb. 16,1924 A W 32-16
 Feb. 10,1930 H W 53-17
 Feb. 11,1930 H W 52-14
 Dec.4,1947 H W 72-43
 Dec.13,1948 A W 49-48

LSU at home: LSU leads,11-1
 at Spring Hill: LSU leads,6-1

Stanford (2-2)
 Dec.23,1965 A L 69-91
 Nov. 30,1974 A L 80-92
 Dec.27,1975 H W 89-85
 Dec.21,1992 Maui W 72-63
 Maui = Maui,Hawaii

Stanocolas (1-1)
 Dec.1922 H L 17-35
 Feb. 1923 H W 46-20

Syracuse (0-1)
 Feb. 16,1985 A L 64-76

Tampa (2-0)
 Dec.3,1966 A W 74-72
 Dec.2,1967 H W 97-81

Temple (1-0)
 March 17,1987 Chi W 72-62
 Chi = Chicago, Ill.

Tennessee (38-53)
 Feb. 21,1933 Atl W 55-43
 March 3,1934 Atl L 35-42
 Feb. 27,1943 Lville L 38-52
 Feb. 1948 H L 48-56
 Feb. 21,1949 A L 72-81
 Feb. 1950 H L 65-67
 March 4,1950 Lville L (ot) 79-81
 Jan.15,1951 H W 68-61
 Feb. 2,1952 A L 68-82
 Jan.31,1953 H W 95-59
 Jan.16,1954 A W 75-62
 Jan.15,1955 H L 68-76
 Jan.16,1956 A L 82-91
 Jan.14,1957 H W 62-61
 Dec.1957 Char L 62-63
 Jan.1958 A L 53-75
 Jan.12,1959 H L 58-65
 Jan.11,1960 A L 79-103
 Jan.1961 H W 72-60
 Jan.13,1962 A W 73-61
 Jan.12,1963 H W (ot) 61-60
 Jan.11,1964 A L 58-62
 Jan.11,1965 H L 54-58
 March 6,1965 A L 60-83
 Jan.31,1966 A L 59-87
 Feb. 14,1966 H L 64-74
 Feb. 6,1967 H L 59-76
 March 4,1967 A L 60-87
 Feb. 5,1968 H L 67-87
 March 2,1968 A L 71-74
 Jan.27,1969 H L 68-81
 Feb. 24,1969 A L 63-87
 Jan.26,1970 H W 71-59
 Feb. 23,1970 A L 87-88
 Jan.25,1971 H W 80-70
 Feb. 22,1971 A L 67-88
 Jan.31,1972 A W 63-62
 Feb. 28,1972 H L 66-78
 Jan.29,1973 H L 71-73
 Feb. 26,1973 A W 78-74
 Jan.28,1974 H L 52-57
 March 2,1974 A L 80-100
 Jan.27,1975 A L 79-99
 March 1,1975 H W 94-87
 Jan.26,1976 H L 92-105
 Feb. 23,1976 A L 71-80
 Jan.15,1977 H L 102-108
 Feb. 12,1977 A L 64-91
 Jan.9,1978 H W 121-87
 Feb. 6,1978 A W 101-86
 Jan.24,1979 H W 77-75
 Jan.29,1979 A W 84-78
 Jan.19,1980 A W 75-74
 Feb. 16,1980 H W 73-66
 Jan.24,1981 H W 80-63
 Feb. 21,1981 H W 66-65
 Jan.23,1982 A L 67-77

Opponent Series

| | | | |
|---------------|------|--------|---------|
| Feb. 20,1982 | H | L | 53-54 |
| Jan. 10,1983 | H | L | 58-59 |
| Feb. 7,1983 | A | L | 63-66 |
| March 11,1983 | Birm | L | 71-74 |
| Jan. 10,1984 | A | L | 69-70 |
| Feb. 6,1984 | H | W (ot) | 61-59 |
| Jan. 12,1985 | H | W | 75-65 |
| Feb. 14,1985 | A | W | 87-82 |
| Jan. 11,1986 | A | L | 77-88 |
| Feb. 12,1986 | H | W | 75-50 |
| Jan. 8,1987 | A | W | 79-78 |
| Feb. 7,1987 | H | W | 60-58 |
| Jan. 13,1988 | A | W | 52-51 |
| Feb. 13,1988 | H | W | 92-73 |
| Jan. 11,1989 | A | L | 96-100 |
| Feb. 11,1989 | H | W | 122-106 |
| March 10,1989 | A | L | 77-95 |
| Jan. 8,1990 | H | W | 111-94 |
| Feb. 10,1990 | A | W | 119-113 |
| Feb. 22,1991 | A | L | 89-92 |
| Feb. 23,1991 | H | W | 119-87 |
| Jan. 29,1992 | H | W | 97-82 |
| March 13,1992 | Birm | W | 99-89 |
| Feb. 20,1993 | A | W | 81-74 |
| Feb. 5,1994 | H | W | 84-83 |
| Feb. 4,1995 | A | W | 56-52 |
| Feb. 14,1996 | H | L | 65-73 |
| Jan. 19,1997 | A | L | 52-66 |
| Jan. 31,1998 | H | L | 65-72 |
| March 5,1998 | Atl | L | 62-73 |
| Jan. 6,1999 | A | L | 58-93 |
| Jan. 8,2000 | H | L | 59-64 |
| March 2,2001 | A | L | 71-78 |
| Jan. 30,2002 | H | L | 58-61 |

Atl = Atlanta, Ga.
 Loille = Louisville, Ky.
 Char = Charlotte, N.C.
 Birm = Birmingham, Ala.

LSU at home: LSU leads, 23-20
at Tennessee: Tennessee leads, 27-13
at Neutral Sites: Tennessee leads, 6-2

Tennessee-Martin (3-0)

| | | | |
|--------------|---|---|--------|
| Dec. 20,1988 | H | W | 128-89 |
| Dec. 16,1995 | H | W | 93-74 |
| Dec. 14,1999 | H | W | 73-45 |

Tennessee State (1-0)

| | | | |
|--------------|---|---|-------|
| Dec. 30,1992 | H | W | 90-68 |
|--------------|---|---|-------|

Texas (18-10)

| | | | |
|--------------|-----|---|---------|
| Feb. 13,1911 | H | W | 39-10 |
| Feb. 9,1947 | Hou | L | 31-50 |
| Feb. 3,1948 | H | L | 45-60 |
| Dec. 22,1950 | SA | L | 55-68 |
| Dec. 17,1951 | H | W | 59-55 |
| Dec. 15,1958 | H | W | 52-47 |
| Dec. 14,1959 | A | L | 67-84 |
| Dec. 1960 | A | W | 62-59 |
| Dec. 11,1961 | A | W | 77-75 |
| Dec. 10,1962 | H | W | 75-66 |
| Dec. 9,1963 | A | L | 65-70 |
| Dec. 7,1964 | H | W | 83-75 |
| Dec. 6,1965 | A | W | 76-66 |
| Dec. 6,1966 | H | L | 78-114 |
| Dec. 4,1967 | A | W | 87-74 |
| Dec. 28,1974 | H | L | 63-78 |
| Dec. 5,1977 | A | L | 66-82 |
| Dec. 3,1984 | H | W | 87-79 |
| Dec. 17,1985 | A | W | 72-65 |
| Dec. 2,1990 | Hou | W | 124-113 |
| Nov. 30,1990 | H | W | 101-87 |
| Jan. 3,1992 | NO | W | 84-83 |

| | | | |
|---------------|-----|--------|-------|
| Feb. 7,1993 | SA | W | 84-81 |
| Nov. 26,1993 | H | W | 86-66 |
| Jan. 7,1995 | A | L | 71-80 |
| Dec. 17,1997 | A | L | 63-69 |
| Dec. 19,1998 | H | W (ot) | 63-61 |
| March 18,2000 | SLC | W | 72-67 |

Hou = Houston, Texas
 SA = San Antonio, Texas
 NO = New Orleans, La.
 SLC = Salt Lake City, Utah

LSU at home: LSU leads, 9-2
at Texas: Texas leads, 6-5
at Neutral Sites: LSU leads, 4-2

Texas A&M (12-8)

| | | | |
|--------------|-----|---|-------|
| Jan. 1917 | H | W | 24-15 |
| Jan. 1917 | H | W | 30-14 |
| Jan. 25,1921 | H | W | 30-28 |
| Jan. 26,1921 | H | W | 31-30 |
| Feb. 21,1921 | A | W | 24-16 |
| Feb. 22,1921 | A | L | 19-49 |
| Dec. 14,1941 | H | L | 41-56 |
| Dec. 12,1945 | H | W | 51-50 |
| Dec. 29,1947 | FW | L | 44-45 |
| Dec. 17,1948 | H | W | 58-55 |
| Dec. 15,1953 | H | W | 77-56 |
| Dec. 13,1954 | H | W | 73-61 |
| Jan. 20,1955 | A | L | 47-58 |
| Dec. 10,1955 | A | L | 59-73 |
| Dec. 21,1962 | A | L | 61-67 |
| Dec. 28,1971 | Hou | L | 68-73 |
| Feb. 22,1981 | H | W | 67-57 |
| Dec. 7,1981 | A | L | 63-68 |
| Dec. 8,1982 | NO | W | 88-70 |
| Dec. 3,1983 | Hou | W | 75-65 |

FW = Fort Worth, Texas
 Hou = Houston, Texas
 NO = New Orleans, La.

LSU at home: LSU leads, 9-1
at Texas A&M: Texas A&M leads, 5-1
at Neutral Sites: Tied, 2-2

Texas Christian (3-1)

| | | | |
|--------------|----|---|-------|
| Dec. 31,1947 | FW | W | 52-46 |
| Dec. 1960 | A | W | 68-62 |
| Dec. 2,1961 | H | W | 83-58 |
| Nov. 21,1986 | H | L | 74-83 |

FW = Fort Worth, Texas

Texas-EI Paso (2-1)

| | | | |
|---------------|-----|---|-------|
| Dec. 21,1981 | H | W | 71-59 |
| Dec. 22,1982 | A | W | 51-49 |
| March 17,1989 | Tuc | L | 74-85 |

Tuc = Tucson, Ariz.

Texas Pan American (3-0)

| | | | |
|--------------|---|---|-------|
| Nov. 30,1982 | H | W | 76-67 |
| Dec. 21,1983 | H | W | 81-70 |
| Nov. 16,1998 | H | W | 75-56 |

Texas Southern (1-0)

| | | | |
|-------------|---|---|-------|
| Dec. 8,2000 | H | W | 89-57 |
|-------------|---|---|-------|

Texas Tech (1-3)

| | | | |
|--------------|---|--------|-------|
| Dec. 16,1957 | H | L | 72-79 |
| Dec. 19,1958 | A | L | 60-73 |
| Dec. 18,1959 | H | L | 65-72 |
| Dec. 1960 | A | W (ot) | 73-69 |

Towson University (1-0)

| | | | |
|--------------|---|---|-------|
| Nov. 28,2001 | H | W | 83-46 |
|--------------|---|---|-------|

Troy State (2-1)

| | | | |
|--------------|---|----|--------|
| Dec. 6,1994 | H | W | 113-78 |
| Nov. 22,1996 | H | W# | 90-59 |
| Dec. 22,1998 | H | W | 74-56 |

#Game forfeited by NCAA

Tulane (119-83)

| | | | |
|--------------|---|---|-------|
| Jan. 26,1911 | H | W | 47-7 |
| Jan. 27,1911 | H | W | 26-15 |
| Feb. 17,1911 | A | W | 27-25 |
| Feb. 18,1911 | A | L | 13-15 |
| Feb. 14,1913 | A | L | 13-15 |
| Feb. 15,1913 | A | L | 20-26 |
| Feb. 28,1913 | H | L | 15-16 |
| March 1,1913 | H | W | 13-12 |
| Feb. 13,1914 | H | L | 14-26 |
| Feb. 14,1914 | H | L | 7-10 |
| Feb. 27,1914 | A | L | 12-25 |
| Feb. 28,1914 | A | L | 6-13 |
| Feb. 19,1915 | H | W | 28-17 |
| Feb. 20,1915 | H | W | 39-19 |
| Feb. 4,1916 | H | L | 21-24 |
| Feb. 5,1916 | H | L | 18-22 |
| Feb. 18,1916 | A | L | 14-26 |
| Feb. 19,1916 | A | W | 19-16 |
| Feb. 9,1917 | A | W | 37-20 |
| Feb. 10,1917 | A | W | 27-18 |
| Feb. 23,1917 | H | W | 46-27 |
| Feb. 24,1917 | H | W | 26-20 |
| Feb. 6,1920 | A | W | 35-19 |
| Feb. 7,1920 | A | W | 29-10 |
| Feb. 27,1920 | H | W | 37-12 |
| Feb. 28,1920 | H | W | 37-12 |
| Feb. 4,1921 | H | W | 42-27 |
| Feb. 5,1921 | H | W | 52-24 |
| Feb. 1921 | A | L | 29-31 |
| Feb. 1921 | A | W | 27-20 |
| Jan. 27,1922 | A | W | 18-15 |
| Jan. 28,1922 | A | W | 26-18 |
| Feb. 20,1922 | H | L | 23-39 |
| Feb. 21,1922 | H | W | 34-19 |
| Feb. 9,1923 | H | L | 24-33 |
| Feb. 10,1923 | H | L | 18-28 |
| Feb. 16,1923 | A | L | 23-40 |
| Feb. 17,1923 | A | L | 11-34 |
| Feb. 8,1924 | H | L | 21-41 |
| Feb. 9,1924 | H | L | 29-38 |
| Feb. 22,1924 | A | L | 13-39 |
| Feb. 23,1924 | A | L | 26-30 |
| Feb. 6,1925 | A | L | 15-42 |
| Feb. 7,1925 | A | L | 15-43 |
| Feb. 20,1925 | H | L | 24-35 |
| Feb. 21,1925 | H | L | 23-26 |
| Feb. 5,1926 | H | W | 30-23 |
| Feb. 6,1926 | H | L | 23-24 |
| Feb. 19,1926 | A | L | 29-32 |
| Feb. 20,1926 | A | L | 13-22 |
| Feb. 4,1927 | A | L | 20-27 |
| Feb. 5,1927 | A | L | 9-36 |
| Feb. 18,1927 | H | L | 20-25 |
| Feb. 19,1927 | H | L | 20-23 |
| Feb. 3,1928 | H | W | 47-13 |
| Feb. 4,1928 | H | W | 41-18 |
| Feb. 17,1928 | A | W | 36-20 |
| Feb. 18,1928 | A | W | 39-25 |
| Feb. 15,1929 | A | L | 37-40 |
| Feb. 16,1929 | A | W | 28-21 |
| Feb. 22,1929 | H | W | 37-35 |
| Feb. 23,1929 | H | L | 32-33 |
| Feb. 14,1930 | H | W | 35-30 |
| Feb. 15,1930 | H | W | 24-15 |
| Feb. 21,1930 | A | L | 25-27 |
| Feb. 22,1930 | A | L | 27-30 |

| | | | |
|--------------|--------|---|-------|
| Feb. 13,1931 | A | L | 23-38 |
| Feb. 14,1931 | A | W | 39-31 |
| Feb. 20,1931 | H | W | 49-30 |
| Feb. 21,1931 | H | W | 48-27 |
| Feb. 11,1932 | H | W | 32-25 |
| Feb. 12,1932 | H | W | 34-22 |
| Feb. 19,1932 | A | W | 29-26 |
| Feb. 20,1932 | A | L | 29-33 |
| Feb. 10,1933 | A | L | 31-44 |
| Feb. 11,1933 | A | W | 46-28 |
| Feb. 17,1933 | H | W | 50-38 |
| Feb. 18,1933 | H | W | 51-37 |
| Jan. 19,1934 | H | W | 29-25 |
| Jan. 20,1934 | H | W | 48-26 |
| Feb. 16,1934 | A | W | 43-22 |
| Feb. 17,1934 | A | W | 36-21 |
| Feb. 8,1935 | A | W | 34-16 |
| Feb. 9,1935 | A | W | 35-24 |
| Feb. 22,1935 | H | W | 65-20 |
| Feb. 23,1935 | H | W | 64-23 |
| Feb. 7,1936 | H | W | 52-27 |
| Feb. 8,1936 | H | W | 49-26 |
| Feb. 21,1936 | A | W | 50-30 |
| Feb. 22,1936 | A | W | 46-22 |
| Feb. 5,1937 | H | W | 42-31 |
| Feb. 6,1937 | H | W | 46-42 |
| Feb. 19,1937 | A | W | 37-31 |
| Feb. 20,1937 | A | L | 32-52 |
| Feb. 18,1938 | A | W | 44-42 |
| Feb. 19,1938 | A | W | 31-27 |
| Feb. 25,1938 | H | W | 42-31 |
| Feb. 26,1938 | H | L | 39-41 |
| Feb. 17,1939 | H | W | 36-33 |
| Feb. 18,1939 | H | L | 33-36 |
| Feb. 23,1939 | A | L | 30-36 |
| Feb. 24,1939 | A | W | 41-31 |
| Feb. 15,1940 | A | W | 34-31 |
| Feb. 16,1940 | A | W | 35-29 |
| Feb. 22,1940 | H | W | 42-39 |
| Feb. 23,1940 | H | W | 40-39 |
| Feb. 29,1940 | Knox | W | 57-44 |
| Feb. 14,1941 | H | L | 44-55 |
| Feb. 15,1941 | H | L | 35-39 |
| Feb. 20,1941 | A | W | 59-44 |
| Feb. 21,1941 | A | W | 40-37 |
| Feb. 12,1942 | H | W | 51-46 |
| Feb. 13,1942 | H | W | 50-49 |
| Feb. 19,1942 | A | W | 48-44 |
| Feb. 20,1942 | A | W | 31-21 |
| Feb. 1,1943 | A | W | 91-57 |
| Feb. 2,1943 | A | W | 59-57 |
| Feb. 19,1943 | H | W | 35-34 |
| Feb. 20,1943 | H | W | 46-40 |
| Feb. 9,1944 | H | L | 42-43 |
| Feb. 10,1944 | H | L | 37-38 |
| Feb. 16,1944 | A | L | 39-41 |
| Feb. 17,1944 | A | L | 44-66 |
| Feb. 1,1945 | A | L | 43-45 |
| Feb. 2,1945 | A | L | 32-44 |
| Feb. 9,1945 | H | W | 50-44 |
| Feb. 10,1945 | H | W | 61-55 |
| Feb. 21,1946 | H | W | 54-45 |
| Feb. 23,1946 | A | W | 52-36 |
| Feb. 28,1946 | Lville | W | 74-29 |
| Dec. 30,1946 | A | W | 54-51 |
| Jan. 17,1947 | A | L | 38-40 |
| Feb. 21,1947 | H | W | 55-40 |
| Feb. 28,1947 | Lville | L | 50-63 |
| Jan. 1948 | H | L | 42-54 |
| Feb. 20,1948 | A | L | 41-50 |
| Jan. 14,1949 | A | L | 51-71 |
| Feb. 25,1949 | H | L | 45-72 |
| March 5,1949 | Lville | L | 63-72 |
| Jan. 13,1950 | H | L | 70-75 |

| | | | |
|---------------|---|--------|---------|
| Feb. 24,1950 | A | L | 71-77 |
| Feb. 10,1951 | A | L | 54-69 |
| Feb. 23,1951 | H | W | 51-46 |
| Jan. 26,1952 | A | L | 67-71 |
| Feb. 9,1952 | H | W | 78-66 |
| Feb. 7,1953 | H | W | 48-31 |
| March 6,1953 | A | W | 53-52 |
| Feb. 6,1954 | H | W | 66-47 |
| March 6,1954 | A | W | 63-52 |
| Feb. 5,1955 | H | L | 57-81 |
| March 4,1955 | A | L | 53-82 |
| Jan. 30,1956 | H | W | 87-66 |
| March 2,1956 | A | L | 68-81 |
| Jan. 18,1957 | H | L (ot) | 64-66 |
| March 1,1957 | A | L | 51-59 |
| Jan. 17,1958 | A | W | 69-63 |
| Feb. 28,1958 | A | W | 67-63 |
| Jan. 16,1959 | H | L | 59-69 |
| Feb. 27,1959 | A | L | 65-77 |
| Feb. 25,1960 | H | L | 58-72 |
| March 2,1960 | A | L | 54-64 |
| Jan. 28,1961 | H | W | 86-66 |
| March 2,1961 | A | L | 65-68 |
| Feb. 22,1962 | H | W | 70-53 |
| March 9,1962 | A | L | 69-84 |
| Feb. 12,1963 | H | L | 57-59 |
| March 1,1963 | A | L | 65-77 |
| Jan. 15,1964 | H | W | 83-74 |
| Feb. 28,1964 | A | L | 68-80 |
| Jan. 13,1965 | H | W | 79-67 |
| Feb. 27,1965 | A | W | 77-74 |
| Feb. 2,1966 | H | L | 69-82 |
| March 5,1966 | A | L | 78-86 |
| Dec. 14,1966 | H | W | 93-83 |
| Jan. 12,1967 | A | L | 89-99 |
| Jan. 11,1968 | A | W | 100-91 |
| Feb. 21,1968 | H | W | 99-92 |
| Dec. 14,1968 | H | L(2ot) | 99-101 |
| Feb. 10,1968 | A | L | 94-110 |
| Dec. 13,1969 | A | W | 97-91 |
| Feb. 9,1970 | H | W | 127-114 |
| Dec. 16,1971 | H | W | 94-79 |
| Feb. 3,1971 | A | L | 86-93 |
| Jan. 17,1972 | H | W | 76-58 |
| Feb. 9,1972 | A | W | 75-71 |
| Feb. 8,1973 | A | W | 92-83 |
| Feb. 14,1973 | H | W | 73-63 |
| Dec. 19,1973 | A | W | 67-60 |
| Dec. 27,1973 | H | W | 76-44 |
| Dec. 4,1974 | H | W | 80-78 |
| Dec. 18,1974 | A | W | 84-82 |
| Dec. 3,1975 | A | W | 79-65 |
| Nov. 26,1976 | H | W | 94-85 |
| Dec. 7,1977 | H | W | 120-88 |
| Dec. 18,1977 | A | W | 83-74 |
| Dec. 4,1978 | H | W | 109-85 |
| Dec. 9,1978 | A | W | 98-88 |
| Dec. 5,1979 | A | W | 80-79 |
| Dec. 22,1979 | H | W | 95-85 |
| Dec. 6,1980 | H | W | 119-81 |
| Dec. 20,1980 | A | W | 86-72 |
| March 12,1982 | H | L | 72-83 |

*Knox = Knoxville, Tenn.
 Loille = Louisville, Ky.*

*LSU at home: LSU leads,66-33
 at Tulane: LSU leads,51-48
 at Neutral Sites: Tied,2-2*

Tulsa (1-1)
 Dec. 12,1952 A L 58-84
 Jan. 26,1953 H W 55-51

U.S.International (1-0)
 Jan. 16,1984 H W 104-66

Utah State (1-2)
 Dec. 30,1970 OKC L 81-97
 Dec. 29,1972 A L 83-104
 Dec. 28,1984 H W 103-71
OKC = Oklahoma City, Okla.

Vanderbilt (44-51)
 Feb. 1923 Atl L 10-36
 Feb. 22,1926 H W 24-23
 Feb. 23,1933 A L 34-54
 Feb. 24,1933 A L 26-52
 Feb. 15,1935 H W 56-41
 Feb. 16,1935 H W 40-31
 Feb. 27,1941 Lville L 49-63
 Feb. 29,1947 Mem W 62-52
 Feb. 17,1948 H W 56-54
 Feb. 19,1949 A L 51-61
 March 4,1949 Lville W 60-56
 Jan. 20,1951 H L 61-69
 March 3,1951 Lville L 63-75
 Jan. 7,1952 A L 47-58
 Jan. 5,1953 H W 74-61
 Feb. 15,1954 A W 82-69
 Feb. 14,1955 H W 66-59
 Feb. 11,1956 A L 68-107
 Feb. 9,1957 H L 66-78
 Feb. 1958 A L 60-78
 Feb. 7,1959 H L 57-72
 Feb. 6,1960 A L 68-80
 Feb. 1961 H W 65-61
 Feb. 12,1962 A L 67-70
 Feb. 8,1963 H W 63-56
 Feb. 8,1964 A L 64-66
 Feb. 8,1965 H L 85-96
 March 8,1965 A L 60-106
 Jan. 29,1966 A L 66-98
 Feb. 26,1966 H L 84-102
 Jan. 30,1967 A L 77-79
 March 6,1967 A L 66-75
 Jan. 29,1968 H L 91-99
 March 4,1968 A L 86-115
 Jan. 9,1969 A L 92-94
 Feb. 17,1969 H L 83-85
 Dec. 11,1969 H W 109-86
 Feb. 14,1970 A W 99-89
 Feb. 13,1971 H L 75-81
 March 4,1971 A W 87-85
 Jan. 3,1972 H L 73-80
 Feb. 19,1972 A L 83-104
 Jan. 2,1973 H L 66-71
 Feb. 17,1973 A L 72-82
 Jan. 12,1974 H W 84-81
 Feb. 11,1974 A L 88-91
 Jan. 11,1975 A L 82-91
 Feb. 10,1975 H L 74-83
 Jan. 31,1976 A L 90-103
 Feb. 28,1976 H W 89-75
 Jan. 24,1977 A L 67-78
 Feb. 21,1977 H W 95-74
 Jan. 16,1978 A W 77-55
 Feb. 13,1978 H W 80-73
 Jan. 8,1979 A L 87-88
 Feb. 5,1979 H W 92-71
 Jan. 2,1980 A L 66-77
 Jan. 30,1980 H W 83-81
 Jan. 7,1981 H W 77-61
 Feb. 4,1981 A W 86-81
 Jan. 6,1982 A W 80-73
 Feb. 3,1982 H W 78-70
 Jan. 3,1983 A L 65-67
 March 3,1983 H W 66-53
 Jan. 1,1984 H W 73-66
 March 3,1984 A L 68-74
 Jan. 19,1985 A W 69-68

Feb. 20,1985 H W 64-55
 Jan. 18,1986 H W 84-67
 Feb. 20,1986 A W 74-68
 Dec. 22,1986 H L 61-63
 Jan. 31,1987 A L 65-66
 Jan. 6,1988 A W 51-39
 Feb. 6,1988 H W 94-79
 Jan. 18,1989 H W 85-84
 Feb. 18,1989 A L 74-108
 Jan. 16,1990 H W 101-72
 Feb. 18,1990 A W 121-108
 Jan. 2,1991 H W 87-70
 Feb. 2,1991 A L 59-63
 Feb. 15,1992 A L 69-76
 Feb. 17,1993 H L 66-87
 March 13,1993 Lex W 72-62
 Jan. 15,1994 A W 83-81
 Jan. 28,1995 H L 58-66
 March 9,1995 Atl L 61-85
 Jan. 10,1996 A W 71-68
 Jan. 15,1997 H L 62-69
 Feb. 25,1998 A L 58-60
 Feb. 23,1999 H W 64-59
 Jan. 15,2000 A L 62-65
 March 10,2000 Atl W 71-60
 Jan. 10,2001 H L 67-71
 Feb. 6,2002 A L 63-68
 March 7,2002 Atl W 69-62
*Atl = Atlanta, Ga.
 Lex = Lexington, Ky.
 Lville = Louisville, Ky.
 Mem = Memphis, Tenn.*

*LSU at home: LSU leads,26-16
 at Vanderbilt: Vanderbilt leads,32-12
 at Neutral Sites: LSU leads,5-4*

Villanova (2-2)
 Dec. 29,1952 NO W 100-94
 Dec. 28,1976 H L 68-76
 March 15,1990 Knox W 70-63
 Nov. 24,1990 Sfld L 91-93
*NO = New Orleans, La.
 Knox = Knoxville, Tenn.
 Sfld = Springfield, Mass.*

Virginia (0-1)
 March 30,1981 Phil L 74-78
Phil = Philadelphia, Pa.

Va. Military Institute (1-0)
 Dec. 27,1956 Sport W 88-67
Sport = Shreveport, La.

Virginia Tech (0-1)
 Dec. 20,1963 A L 64-72

Wake Forest (1-0)
 Dec. 28,1981 NO W 70-64
NO = New Orleans, La.

Washington (3-1)
 March 18,1953 KC L 69-88
 Nov. 30,1977 H W 83-58
 Dec. 1,1983 H W 51-48
 Nov. 27,1985 A W 70-61

Washington & Lee (0-1)
 Feb. 1929 Atl L 22-32
Atl = Atlanta, Ga.

Washington State (0-1)
 Dec. 1,1973 A L 78-80

Weber State (2-0)
 Dec. 20,1972 Log W 82-80
 Nov. 23,2001 Hilo L (ot) 74-75
*Log = Logan, Utah
 Hilo = Hilo, Hawaii*

Western Kentucky (1-0)
 Jan. 24,1987 H W 67-62

West Virginia State (1-0)
 Dec. 29,1986 Hono W 93-76
Hono = Honolulu, Hawaii

Wichita State (1-1)
 March 22,1981 NO W 96-85
 Feb. 21,1982 H L 65-66
NO = New Orleans, La.

Winthrop (1-0)
 Dec. 28,1993 H W 100-71

Wisconsin (0-4)
 Dec. 19,1953 H L 66-82
 Dec. 18,1954 A L 68-107
 Dec. 15,1967 Mil L 94-96
 March 23,2000 Al L 48-61
*Mil = Milwaukee, Wis.
 Al = Albuquerque, N.M.*

Wyoming (3-0)
 Dec. 26,1968 OKC W 84-78
 Nov. 27,1999 Hon W 103-86
 Jan. 3,2001 H W 73-69
*OKC = Oklahoma City, Okla.
 Hon = Honolulu, Hawaii*

Xavier, Ohio (1-1)
 Dec. 28,1964 OKC L 87-93
 Dec. 22,1980 H W 78-62
OKC = Oklahoma City, Okla.

Yale (0-1)
 Dec. 30,1969 Hono L 94-97
Hono = Honolulu, Hawaii

YMCA (BR) (1-0)
 Jan. 6,1926 H W 37-25

YMCA (Houston) (3-0)
 Feb. 25,1921 A W 49-19
 Feb. 10,1922 A W 29-27
 Feb. 11,1922 A W 28-22

YMCA (Mobile) (1-1)
 Feb. 1917 A L 18-37
 Feb. 14,1920 A W 26-22

YMCA (New Orleans) (5-4)
 Feb. 26,1909 A L 11-27
 Feb. 27,1909 A L 16-37
 Feb. 26,1910 A L 11-53
 March 5,1910 H W 30-17
 Feb. 5,1912 A L 24-25
 Feb. 17,1912 H W 23-19
 Feb. 6,1915 H W 55-18
 Dec. 1915 H W 42-26
 Jan. 15,1921 H W 42-26

YMGC (New Orleans) (6-0)
 Feb. 25,1912 H W 32-6
 Feb. 8,1913 H W 39-11
 Feb. 1915 H W 24-11
 Jan. 1916 H W 39-22
 Jan. 1917 H W 54-22
 Jan. 3,1920 H W 47-19

Record vs. Conference

Southeastern Conference

Record vs. SEC: 558-581

| | |
|-------------------|--------|
| Alabama | 59-89 |
| Arkansas | 10-23 |
| Auburn | 71-53 |
| Florida | 54-34 |
| Georgia | 54-38 |
| Kentucky | 21-72 |
| Ole Miss | 106-75 |
| Mississippi State | 96-84 |
| South Carolina | 5-9 |
| Tennessee | 38-53 |
| Vanderbilt | 44-51 |

American East

LSU Record vs AE: 3-0
SEC Record in 2002: 2-0

| | |
|-----------|-----|
| Boston U. | 2-0 |
| Maine | 1-0 |

Atlantic Coast Conference

LSU Record vs. ACC: 31-35
SEC Record in 2002: 5-5

| | |
|----------------|-------|
| Clemson | 3-2 |
| Duke | 1-5 |
| Florida State | 2-2 |
| Georgia Tech | 20-14 |
| Maryland | 2-2 |
| North Carolina | 2-9 |
| Virginia | 0-1 |
| Wake Forest | 1-0 |

Atlantic Sun

LSU Record vs AS: 13-0
SEC Record in 2002: 11-1

| | |
|-------------|-----|
| Belmont | 1-0 |
| Campbell | 2-0 |
| Mercer | 3-0 |
| Sanford | 3-0 |
| Troy St. | 3-0 |
| Georgia St. | 1-0 |

Atlantic 10 Conference

LSU Record vs. Atlantic 10: 4-4
SEC Record in 2002: 4-0

| | |
|--------------------|-----|
| Dayton | 0-2 |
| Fordham | 1-0 |
| St. Joseph's (Pa.) | 0-1 |
| Temple | 1-0 |
| Virginia Tech | 0-1 |
| Xavier (Ohio) | 2-0 |

Big East Conference

LSU Record vs. Big East: 11-14
SEC Record in 2002: 6-6

| | |
|---------------|-----|
| Connecticut | 0-1 |
| Georgetown | 4-2 |
| Miami (Fla.) | 1-3 |
| Notre Dame | 1-0 |
| St. John's | 1-2 |
| Syracuse | 0-1 |
| Villanova | 2-2 |
| West Virginia | 2-2 |
| Va. Tech | 0-1 |

Big 12 Conference

LSU Record vs. Big 12: 40-30
SEC Record in 2002: 2-4

| | |
|----------------|-------|
| Baylor | 3-4 |
| Kansas | 1-3 |
| Missouri | 1-0 |
| Nebraska | 1-0 |
| Oklahoma | 2-1 |
| Oklahoma State | 1-1 |
| Texas | 17-10 |
| Texas A&M | 12-8 |
| Texas Tech | 1-3 |

Big Sky Conference

LSU Record vs. Big Sky: 6-1
SEC Record in 2002: 0-1

| | |
|------------------|-----|
| Montana State | 4-0 |
| Northern Arizona | 2-0 |
| Weber State | 0-1 |

Big South Conference

LSU Record vs. Big South: 1-1
SEC Record in 2002: 7-0

| | |
|----------|-----|
| Radford | 1-0 |
| Winthrop | 0-1 |

Big Ten Conference

LSU Record vs. Big 10: 5-15
SEC Record in 2002: 4-2

| | |
|----------------|-----|
| Illinois | 0-2 |
| Indiana | 0-5 |
| Iowa | 2-0 |
| Michigan | 0-2 |
| Michigan State | 0-1 |
| Northwestern | 1-2 |
| Penn State | 1-0 |
| Purdue | 1-0 |
| Wisconsin | 0-3 |

Big West Conference

LSU Record vs. Big West: 2-3
SEC Record in 2002: 1-0

| | |
|------------|-----|
| Pacific | 1-1 |
| Utah State | 1-2 |

Colonial League

LSU Record vs. Colonial: 7-0
SEC Record in 2002: 1-1

| | |
|------------------------|-----|
| George Mason | 1-0 |
| N. Carolina-Wilmington | 4-0 |
| Delaware | 1-0 |
| Towson | 1-0 |

Conference USA

LSU Record vs. CUSA: 133-106
SEC Record in 2002: 12-6

| | |
|---------------|--------|
| DePaul | 3-3 |
| Houston | 3-7 |
| Louisville | 1-8 |
| Marquette | 0-1 |
| Memphis | 3-1 |
| Saint Louis | 1-2 |
| Southern Miss | 1-0 |
| Tulane | 118-83 |
| TCU | 3-1 |

Horizon Conference

LSU Record Horizon: 4-0
SEC Record in 2002: 1-0

| | |
|------------------|-----|
| Cleveland State | 1-0 |
| Illinois-Chicago | 1-0 |
| Loyola (Ill.) | 2-0 |

Ivy League

LSU Record vs. Ivy: 3-1
SEC Record in 2002: 0-0

| | |
|---------|-----|
| Cornell | 3-0 |
| Yale | 0-1 |

Metro Atlantic

LSU Record vs. Metro Atl.: 6-2
SEC Record in 2002: 0-0

| | |
|-------------|-----|
| Canisius | 0-2 |
| Iona | 1-0 |
| Marist | 2-0 |
| Niagara | 1-0 |
| St. Peter's | 2-0 |

Mid-Continent Conference

LSU Record vs. Mid-Cont.: 6-1
SEC Record in 2002: 3-0

| | |
|--------------|-----|
| Oakland | 1-0 |
| Oral Roberts | 5-1 |

Mid-Eastern Athletic Conference

LSU Record vs. MEAC: 4-1
SEC Record in 2002: 5-0

| | |
|-----------------|-----|
| Coppin State | 0-1 |
| Howard | 1-0 |
| N. Carolina A&T | 2-0 |
| Norfolk St. | 1-0 |

Missouri Valley Conference

LSU Record vs. MVC: 2-3
SEC Record in 2002: 1-2

| | |
|---------------|-----|
| Creighton | 0-1 |
| Drake | 1-0 |
| Evansville | 0-1 |
| Wichita State | 1-1 |

Mountain West

LSU Record vs. MW: 7-4
SEC Record in 2002: 3-0

| | |
|--------------------|-----|
| Brigham Young | 1-1 |
| Nevada - Las Vegas | 3-3 |
| Wyoming | 3-0 |

Northeast Conference

LSU Record vs. Northeast: 5-1
SEC Record in 2002: 0-1

| | |
|---------------------|-----|
| Long Island | 0-1 |
| Md-Baltimore County | 1-0 |
| Robert Morris | 1-0 |
| St. Francis (Pa.) | 3-0 |

Ohio Valley Conference

LSU Record vs. OVC: 6-0
SEC Record in 2002: 6-0

| | |
|--------------------|-----|
| Middle Tenn. State | 1-0 |
| Morehead State | 1-0 |
| Tennessee-Martin | 3-0 |
| Tennessee State | 1-0 |

Pacific 10 Conference

LSU Record vs. Pac-10: 13-21
SEC Record in 2002: 0-4

| | |
|---------------------|-----|
| Arizona | 2-3 |
| California | 2-1 |
| Oregon State | 3-0 |
| Southern California | 1-6 |
| Stanford | 2-2 |
| UCLA | 0-7 |
| Washington | 2-1 |
| Washington State | 1-1 |

Patriot League

LSU Record vs. Patriot: 6-3
SEC Record in 2002: 1-0

| | |
|------------|-----|
| Army | 1-1 |
| Colgate | 2-0 |
| Holy Cross | 1-1 |
| Lafayette | 2-0 |
| Navy | 0-1 |

Southern Conference

LSU Record vs. Southern: 2-0
SEC Record in 2002: 12-0

| | |
|-------------------|-----|
| Appalachian State | 1-0 |
| VMI | 1-0 |

Southland Conference

LSU Record vs. Southland: 41-8
SEC Record in 2002: 10-0

| | |
|---------------------|------|
| Louisiana Monroe | 2-0 |
| McNeese State | 10-0 |
| Nicholls State | 9-0 |
| Northwestern State | 11-7 |
| Sam Houston St. | 1-0 |
| Southwest Texas St. | 1-0 |
| Southeast La. | 7-1 |

Southwestern Athletic

LSU Record vs. SWAC: 13-1
SEC Record in 2002: 5-0

| | |
|----------------|-----|
| Alcorn | 2-0 |
| Grambling St. | 1-0 |
| Jackson State | 2-1 |
| Prarie View | 2-0 |
| Southern | 5-0 |
| Texas Southern | 1-0 |

Sun Belt Conference

LSU Record vs. Sun Belt: 46-16
SEC Record in 2002: 12-2

| | |
|---------------------|------|
| Arkansas State | 2-1 |
| Jacksonville | 0-1 |
| Lamar | 3-1 |
| Louisiana Lafayette | 32-9 |
| New Orleans | 5-4 |
| Texas-Pan American | 2-0 |
| Western Kentucky | 1-0 |
| Middle Tennessee | 1-0 |

West Coast Conference

LSU Record vs. WCC: 3-0
SEC Record in 2002: 1-1

| | |
|------------------|-----|
| Loyola Marymount | 2-0 |
| Santa Clara | 1-0 |

Western Athletic Conference

LSU Record in WAC: 33-32
SEC Record in 2002: 5-1

| | |
|----------------|-------|
| Fresno State | 2-1 |
| Hawaii | 0-1 |
| Nevada | 1-1 |
| Rice | 16-24 |
| SMU | 2-2 |
| Texas-El Paso | 2-1 |
| Tulsa | 1-1 |
| Louisiana Tech | 9-1 |

SEC Championships

SEC Basketball Champions

| YEAR | LSURANK & RECORD | | CHAMPION | SEC REC | OVERALL |
|----------------|------------------|--------------|--------------|-------------|--------------|
| 1932-33 | 4th | 13- 7 | Kentucky | 8-0 | 20- 3 |
| 1933-34 | 3rd | 13- 3 | Alabama | 13-2 | 17- 2 |
| 1934-35 | 1st | 12- 0 | LSU | 12-0 | 14- 1 |
| | | | Kentucky | 11-0 | 19- 2 |
| 1935-36 | 6th | 9- 6 | Tennessee | 8-4 | 15- 6 |
| 1936-37 | 7th | 7- 6 | Kentucky | 5-3 | 17- 5 |
| 1937-38 | 6th | 7- 6 | Georgia Tech | 9-2 | 18- 2 |
| 1938-39 | 4th | 10- 5 | Kentucky | 5-2 | 16- 4 |
| 1939-40 | 4th | 8- 4 | Kentucky | 4-4 | 15- 6 |
| 1940-41 | 5th | 7- 5 | Tennessee | 8-3 | 17- 5 |
| 1941-42 | 4th | 8- 3 | Kentucky | 6-2 | 19- 6 |
| 1942-43 | 2nd | 11- 2 | Tennessee | 6-3 | 14- 5 |
| 1943-44 | 3rd | 0- 4 | Kentucky | 0-0 | 19- 2 |
| 1944-45 | 7th | 3- 3 | Kentucky | 4-1 | 22- 4 |
| 1945-46 | 1st | 8- 0 | Kentucky | 6-0 | 28- 2 |
| 1946-47 | 2nd | 9- 2 | Kentucky | 11-0 | 34- 2 |
| 1947-48 | 11th | 4-10 | Kentucky | 9-0 | 36- 3 |
| 1948-49 | 5th | 7- 6 | Kentucky | 13-0 | 32- 2 |
| 1949-50 | 9th | 5- 8 | Kentucky | 11-2 | 25- 5 |
| 1950-51 | 5th | 6- 8 | Kentucky | 14-0 | 32- 2 |
| 1951-52 | 2nd | 9- 5 | Kentucky | 11-2 | 25- 5 |
| 1952-53 | 1st | 13- 0 | LSU | 13-0 | 22- 3 |
| 1953-54 | 1st | 14- 0 | LSU | 14-0 | 21- 5 |
| | | | Kentucky | 14-0 | 25- 0 |
| 1954-55 | 11th | 3-11 | Kentucky | 12-2 | 23- 3 |
| 1955-56 | 9th | 5- 9 | Alabama | 14-0 | 21- 3 |
| 1956-57 | 12th | 1-13 | Kentucky | 12-2 | 23- 5 |
| 1957-58 | 10th | 3-11 | Kentucky | 12-2 | 23- 6 |
| 1958-59 | 10th | 2-12 | Miss.State | 13-1 | 24- 1 |
| 1959-60 | 11th | 3-11 | Auburn | 12-2 | 19- 3 |
| 1960-61 | 6th | 6- 8 | Miss.State | 11-3 | 19- 6 |
| 1961-62 | 5th | 7- 7 | Miss.State | 13-1 | 24- 1 |
| | | | Kentucky | 13-1 | 23- 3 |
| 1962-63 | 8th | 5- 9 | Miss.State | 12-2 | 22- 6 |
| 1963-64 | 4th | 8- 6 | Kentucky | 11-3 | 21- 6 |
| 1964-65 | 7th | 7- 9 | Vanderbilt | 15-1 | 24- 4 |
| 1965-66 | 10th | 2-14 | Kentucky | 15-1 | 24- 4 |
| 1966-67 | 10th | 1-17 | Tennessee | 15-3 | 21- 7 |
| 1967-68 | 6th | 8-10 | Kentucky | 15-3 | 22- 5 |
| 1968-69 | 7th | 7-11 | Kentucky | 16-2 | 23- 5 |
| 1969-70 | 2nd | 13- 5 | Kentucky | 17-1 | 26- 2 |
| 1970-71 | 3rd | 10- 8 | Kentucky | 16-2 | 22- 6 |
| 1971-72 | 7th | 6-12 | Kentucky | 14-4 | 21- 7 |
| | | | Tennessee | 14-4 | 19- 6 |
| 1972-73 | 5th | 9- 9 | Kentucky | 14-4 | 20- 8 |
| 1973-74 | 8th | 6-12 | Vanderbilt | 15-3 | 23- 5 |
| | | | Alabama | 15-3 | 22- 5 |
| 1974-75 | 7th | 6-12 | Kentucky | 15-3 | 26- 5 |
| | | | Alabama | 15-3 | 22- 5 |
| 1975-76 | 9th | 5-13 | Alabama | 15-3 | 23- 5 |
| 1976-77 | 5th | 8-10 | Kentucky | 16-2 | 26- 4 |
| 1977-78 | 3rd | 12- 6 | Kentucky | 16-2 | 24- 2 |
| 1978-79 | 1st | 14- 4 | LSU | 14-4 | 23- 6 |
| 1979-80 | 2nd | 14- 4 | Kentucky | 15-3 | 29- 6 |
| 1980-81 | 1st | 17- 1 | LSU | 17-1 | 31- 5 |
| 1981-82 | 5th | 11- 7 | Kentucky | 13-5 | 22- 8 |
| | | | Tennessee | 13-5 | 20-10 |
| 1982-83 | 2nd | 10- 8 | Kentucky | 13-5 | 23- 8 |
| 1983-84 | 3rd | 11- 7 | Kentucky | 14-4 | 29- 5 |
| 1984-85 | 1st | 13- 5 | LSU | 13-5 | 19-10 |
| 1985-86 | 5th | 9- 9 | Kentucky | 17-1 | 32- 4 |
| 1986-87 | 6th | 8-10 | Alabama | 16-2 | 28- 5 |
| 1987-88 | 4th | 10- 8 | Kentucky# | 13-5 | 27- 6 |
| 1988-89 | 4th | 11- 7 | Florida | 13-5 | 21-13 |

| | | | | | |
|----------------|---------------|----------------|-------------|-------------|--------------|
| 1989-90 | 2nd | 12- 6 | Georgia | 13-5 | 20- 9 |
| 1990-91 | 1st | 13-5 | LSU | 13-5 | 20-10 |
| | | | Miss.St. | 13-5 | 20-9 |
| 1991-92 | 2nd W, | 2nd12-4 | Arkansas | 13-3 | 26-8 |
| 1992-93 | 2nd W, | 4th9-7 | Vanderbilt | 14-2 | 28-6 |
| 1993-94 | 5th W, | 9th5-11 | Arkansas | 14-2 | 31-3 |
| 1994-95 | 5th W, | 8th6-10 | Kentucky | 14-2 | 28-5 |
| 1995-96 | 6th W, | 12th4-12 | Kentucky | 16-0 | 34-2 |
| 1996-97 | 6th W, | 12th3-13 | S. Carolina | 15-1 | 24-8 |
| 1997-98 | 6th W, | 12th 2-14 | Kentucky | 14-2 | 35-4 |
| 1998-99 | 6th W, | 11th 4-12 | Auburn | 14-2 | 29-4 |
| 1999-00 | 1st W, | 1st12-4 | LSU | 12-4 | 28-4 |
| | | | Florida | 12-4 | 29-8 |
| | | | Kentucky | 12-4 | 23-10 |
| | | | Tennessee | 12-4 | 28-7 |
| 2000-01 | 6th W, | 12th2-14 | Kentucky | 12-4 | 24-10 |
| | | | Florida | 12-4 | 24-7 |
| 2001-02 | 4th W, | 8th6-10 | Alabama | 12-4 | 27-8 |

NOTE: In the early years of the SEC, members did not play a full conference schedule. Instead of determining a champion from regular season play, the SEC champion was determined by the conference tournament from 1933-50, except for 1935. Beginning with the 1950-51 season when the SEC adopted a 14-game round-robin schedule, the team completing the regular season conference schedule with the best winning percentage was recognized as champion. The conference schedule was increased to 16 games in 1964-65, and to 18-games for the 1966-67 season. With the addition of Arkansas and South Carolina for the 1991-92 season, the league split into two six-team divisions playing a schedule of 16 games. Both divisional and overall champions were crowned.

Vacated by SEC

SOUTHEASTERN CONFERENCE HISTORY

All-Time League Standings (Regular Season Games Only, 1933-02)

| TEAM | YRS. | WON | LOST | PCT. |
|-----------------|-----------|------------|------------|-------------|
| Kentucky | 69 | 780 | 212 | .786 |
| Arkansas | 11 | 109 | 63 | .634 |
| Alabama | 69 | 647 | 474 | .577 |
| Tennessee | 69 | 576 | 454 | .559 |
| Vanderbilt | 70 | 555 | 501 | .526 |
| LSU | 70 | 544 | 530 | .507 |
| Auburn | 69 | 504 | 562 | .473 |
| Florida | 69 | 453 | 554 | .450 |
| Mississippi St. | 69 | 459 | 628 | .422 |
| Georgia | 70 | 430 | 622 | .409 |
| South Carolina | 11 | 71 | 105 | .403 |
| Ole Miss | 69 | 392 | 675 | .367 |

Former Members

| | | | | |
|--------------|----|-----|-----|------|
| Georgia Tech | 32 | 201 | 207 | .493 |
| Tulane | 34 | 195 | 252 | .436 |
| Sewanee | 8 | 3 | 76 | .038 |

SEC Championships

| | | |
|-----------------|----------|-------------------|
| Kentucky | 41 | Last: 2001 |
| LSU | 8 | Last: 2000 |
| Tennessee | 8 | Last: 2000 |
| Alabama | 7 | Last: 2002 |
| Mississippi St. | 5 | Last: 1991 |
| Florida | 3 | Last: 2001 |
| Vanderbilt | 3 | Last: 1993 |
| Arkansas | 2 | Last: 1994 |
| Auburn | 2 | Last: 1999 |
| Georgia | 1 | Last: 1990 |
| South Carolina | 1 | Last: 1997 |
| Georgia Tech | 1 | Last: 1938 |

LSU in the Post Season

1953 NCAA Tournament

Coach Harry Rabenhorst

East Regional - Raleigh, N. C.

March 13 - LSU 89, Lebanon Valley 76 (Regional Semifinals)

March 14 - LSU 81, Holy Cross 73 (Regional Finals)

Final Four - Kansas City, Mo.

March 17 - Indiana 80, LSU 67 (National Semifinals)

March 18 - Washington 88, LSU 69 (National 3rd Place Game)

1954 NCAA Tournament

Coach Harry Rabenhorst

East Regional - Iowa City, Iowa

March 12 - Penn State 78, LSU 70 (Regional Semifinals)

March 13 - Indiana 73, LSU 62 (Regional Third Place Game)

1970 National Invitation Tournament

Coach Press Maravich

Madison Square Garden - New York, New York

March 15 - LSU 83, Georgetown 82 (First Round)

March 17 - LSU 97, Oklahoma 94 (Quarterfinals)

March 19 - Marquette 101, LSU 79 (Semifinals)

March 21 - Army 75, LSU 68 (Third Place Game)

1979 NCAA Tournament

Coach Dale Brown

Mideast Regional - Bloomington, Ind.

March 10 - LSU 71, Appalachian State 57 (Second Round)

Mideast Regional - Indianapolis, Ind.

March 16 - Michigan State 87, LSU 71 (Regional Semifinals)

1980 NCAA Tournament

Coach Dale Brown

Midwest Regional - Denton, Texas

March 9 - LSU 98, Alcorn State 88 (Second Round)

Midwest Regional - Houston, Texas

March 14 - LSU 68, Missouri 63 (Regional Semifinals)

March 16 - Louisville 86, LSU 66 (Regional Finals)

1981 NCAA Tournament

Coach Dale Brown

Midwest Regional - Austin, Texas

March 14 - LSU 100, Lamar 78 (Second Round)

Midwest Regional - New Orleans, La.

March 20 - LSU 72, Arkansas 56 (Regional Semifinals)

March 22 - LSU 96, Wichita State 85 (Regional Finals)

NCAA Final Four - Philadelphia, Pa.

March 28 - Indiana 67, LSU 49 (National Semifinals)

March 30 - Virginia 78, LSU 74 (National Third Place Game)

1982 National Invitation Tournament

Coach Dale Brown

First Round - Baton Rouge, La.

March 12 - Tulane 83, LSU 72

1983 National Invitation Tournament

Coach Dale Brown

First Round - Baton Rouge, La.

March 16 - New Orleans 99, LSU 94 (ot)

1984 NCAA Tournament

Coach Dale Brown

West Regional - Salt Lake City, Utah

March 15 - Dayton 74, LSU 66 (First Round)

1985 NCAA Tournament

Coach Dale Brown

Southeast Regional - Dayton, Ohio

March 15 - Navy 78, LSU 55 (First Round)

1986 NCAA Tournament

Coach Dale Brown

Southeast Regional - Baton Rouge, La.

March 13 - LSU 94, Purdue 87 (2ot) (First Round)

March 15 - LSU 83, Memphis State 81 (Second Round)

Southeast Regional - Atlanta, Ga.

March 20 - LSU 70, Georgia Tech 64 (Regional Semifinals)

March 22 - LSU 59, Kentucky 57 (Regional Finals)

NCAA Final Four - Dallas, Texas

March 29 - Louisville 88, LSU 77 (National Semifinals)

1987 NCAA Tournament

Coach Dale Brown

Midwest Regional - Chicago, Ill.

March 13 - LSU 85, Georgia Tech 79 (First Round)

March 15 - LSU 72, Temple 62 (Second Round)

Midwest Regional - Cincinnati, Ohio

March 20 - LSU 63, DePaul 58 (Regional Semifinals)

March 22 - Indiana 77, LSU 76 (Regional Finals)

1988 NCAA Tournament

Coach Dale Brown

East Regional - Hartford, Conn.

March 18 - Georgetown 66, LSU 63 (First Round)

1989 NCAA Tournament

Coach Dale Brown

West Regional - Tucson, Ariz.

March 17 - Texas-El Paso 85, LSU 74 (First Round)

1990 NCAA Tournament

Coach Dale Brown

Southeast Regional - Knoxville, Tenn.

March 15 - LSU 70, Villanova 63 (First Round)

March 17 - Georgia Tech 94, LSU 91 (Second Round)

1991 NCAA Tournament

Coach Dale Brown

Midwest Regional - Minneapolis, Minn.

March 14 - Connecticut 79, LSU 62 (First Round)

1992 NCAA Tournament

Coach Dale Brown

West Regional - Boise, Idaho

March 19 - LSU 94, Brigham Young 83 (First Round)

March 21 - Indiana 89, LSU 79 (Second Round)

1993 NCAA Tournament

Coach Dale Brown

Midwest Regional - Chicago, Ill.

March 18 - California 66, LSU 64 (First Round)

2000 NCAA Tournament

Coach John Brady

West Regional - Salt Lake City

March 16 - LSU 64, SE Missouri St. 61

March 18 - LSU 72, Texas 67

West Regional - Albuquerque, N.M.

March 23 - Wisconsin 61, LSU 48

2002 National Invitation Tournament

Coach John Brady

First Round - Iowa City, Iowa

March 13 - LSU 63, Iowa 61

Second Round - Baton Rouge, La.

March 19 - Ball St. 75, LSU 65

LSU in the Post Season

Most Consecutive NCAA Tournament Appearances

| SCHOOL | NUMBER | YEARS |
|------------------|-----------|----------------|
| North Carolina | 27 | 1975-01 |
| Arizona | 18 | 1985-present |
| Indiana | 17 | 1986-present |
| UCLA | 14 | 1989-present |
| Georgetown | 14 | 1979-92 |
| UCLA | 13 | 1967-79 |
| Kansas | 13 | 1990-present |
| Temple | 12 | 1990-01 |
| Duke | 11 | 1984-94 |
| Cincinnati | 11 | 1992-present |
| Kentucky | 11 | 1992-present |
| LSU | 10 | 1984-93 |
| Marquette | 10 | 1971-80 |
| Syracuse | 10 | 1983-92 |
| Arkansas | 9 | 1988-96 |
| Nevada-Las Vegas | 9 | 1983-91 |
| Georgia Tech | 9 | 1985-93 |
| Idaho State | 8 | 1953-60 |
| Illinois | 8 | 1983-90 |
| Kentucky | 8 | 1980-87 |
| Louisville | 8 | 1977-84 |
| Notre Dame | 8 | 1974-81 |
| Oklahoma | 8 | 1983-90 |
| Syracuse | 8 | 1973-80 |

Most Consecutive NCAA Tourn. Appear. for Coaches

| | | |
|-------------------------------------|-----------|----------------|
| Dean Smith, North Carolina | 23 | 1975-97 |
| Lute Olson, Arizona | 18 | 1985-present |
| Bob Knight, Indiana | 15 | 1986-00 |
| John Thompson, Georgetown | 14 | 1979-92 |
| Roy Williams, Kansas | 13 | 1990-present |
| John Chaney, Temple | 12 | 1990-present |
| Eddie Sutton, Arkansas and Kentucky | 11 | 1977-87 |
| Mike Krzyzewski, Duke | 11 | 1984-94 |
| Dale Brown, LSU | 10 | 1984-93 |
| Jim Boeheim, Syracuse | 10 | 1983-92 |
| Jerry Tarkanian, Nevada-Las Vegas | 9 | 1983-91 |
| John Wooden, UCLA | 9 | 1967-75 |
| Bobby Cremins, Georgia Tech | 9 | 1985-93 |
| Nolan Richardson, Arkansas | 9 | 1988-96 |

SEC Final Four Appearances

| | APPEARANCES | COACHES |
|-------------|-------------|--|
| Kentucky | 13 | Adolph Rupp (6), Joe Hall (3), Rick Pitino (3) Tubby Smith (1) |
| LSU | 3 | Dale Brown (2), Harry Rabenhorst (1) |
| Arkansas | 2 | Nolan Richardson (2) |
| Florida | 2 | Lon Kruger (1), Billy Donovan (1) |
| Georgia | 1 | Hugh Durham (1) |
| Miss. State | 1 | Richard Williams (1) |

SEC Postseason Tournament Appearances

NCAA Tournament

| SCHOOL | APP. | W - L | PCT. |
|----------------|-----------|--------------|-------------|
| Kentucky | 43 | 89-38 | .701 |
| Arkansas | 26 | 39-26 | .600 |
| LSU | 16 | 19-19 | .500 |
| Alabama | 14 | 14-14 | .500 |
| Tennessee | 13 | 8-14 | .364 |
| Georgia | 8 | 6-8 | .429 |
| Florida | 7 | 12-7 | .632 |
| Auburn | 7 | 10-7 | .588 |
| Vanderbilt | 7 | 5-8 | .385 |
| South Carolina | 7 | 4-8 | .333 |
| Ole Miss | 6 | 3-6 | .333 |
| Miss. State | 5 | 8-5 | .615 |

National Invitation Tournament

| SCHOOL | APP. | W - L | PCT. |
|----------------|----------|------------|-------------|
| Vanderbilt | 9 | 16-8 | .667 |
| Alabama | 9 | 17-12 | .586 |
| Tennessee | 9 | 12-9 | .571 |
| Georgia | 9 | 10-9 | .526 |
| South Carolina | 8 | 11-8 | .579 |
| Kentucky | 7 | 11-5 | .688 |
| Florida | 7 | 6-9 | .400 |
| Ole Miss | 6 | 6-6 | .500 |
| Miss. State | 5 | 3-5 | .375 |
| Auburn | 5 | 2-5 | .286 |
| LSU | 4 | 3-5 | .375 |
| Arkansas | 2 | 4-3 | .571 |

Postseason Totals

| SCHOOL | APP. | W - L | PCT. |
|----------------|-----------|--------------|-------------|
| Kentucky | 50 | 100-43 | .699 |
| Arkansas | 28 | 43-29 | .597 |
| Alabama | 23 | 31-26 | .544 |
| Tennessee | 22 | 20-23 | .465 |
| LSU | 20 | 22-24 | .478 |
| Georgia | 17 | 16-17 | .485 |
| Vanderbilt | 16 | 21-16 | .568 |
| South Carolina | 15 | 15-16 | .484 |
| Florida | 14 | 18-16 | .529 |
| Auburn | 12 | 12-12 | .500 |
| Ole Miss | 12 | 9-12 | .429 |
| Miss. State | 10 | 11-10 | .524 |



The Tigers meet the media at a press conference during 2000 NCAA Tournament

LSU in the Final AP Polls

1953

1. Indiana
2. Seton Hall
3. Kansas
4. Washington
5. **LSU**
6. LaSalle
7. St. John's
8. Oklahoma State
9. Duquesne
10. Notre Dame

All-America

Walter Dukes (Seton Hall)
John O'Brien (Seattle)
Bob Houbregs (Washington)
Tom Gola (LaSalle)
Ernie Beck (Penn)

1954

1. Kentucky
2. LaSalle
3. Holy Cross
4. Indiana
5. Duquesne
6. Notre Dame
7. Bradley
8. Western Kentucky
9. Penn State
10. Oklahoma State
14. **LSU**

All-America

BOB PETTIT (LSU)
Frank Selvy (Furman)
John Schlundt (Indiana)
Tom Gola (LaSalle)
Cliff Hagan (Kentucky)

1968

1. Houston
2. UCLA
3. St. Bonaventure
4. North Carolina
5. Kentucky
6. New Mexico
7. Columbia
8. Davidson
9. Louisville
10. Duke

All-America

PETE MARAVICH (LSU)
Elvin Hayes (Houston)
Wes Unseld (Louisville)
Lew Alcindor (UCLA)
Calvin Murphy (Niagara)

Coach of the Year

Guy V. Lewis (Houston)

1969

1. UCLA
2. LaSalle
3. Santa Clara
4. North Carolina
5. Davidson
6. Purdue
7. Kentucky
8. St. John's
9. Duquesne
10. Villanova

All-America

PETE MARAVICH (LSU)
Lew Alcindor (UCLA)*
Spencer Haywood (Detroit)
Rick Mount (Purdue)
Calvin Murphy (Niagara)

Coach of the Year

John Wooden (UCLA)

1970

1. Kentucky
2. UCLA
3. St. Bonaventure
4. Jacksonville
5. New Mexico State
6. South Carolina
7. Iowa
8. Marquette
9. Notre Dame
10. North Carolina State

All-America

PETE MARAVICH (LSU)*
Bob Lanier (St. Bonaventure)
Dan Issel (Kentucky)
Rick Mount (Purdue)
Calvin Murphy (Niagara)

Coach of the Year

John Wooden (UCLA)

1979

1. Indiana State
2. UCLA
3. Michigan State
4. Notre Dame
5. Arkansas
6. DePaul
7. **LSU**
8. Syracuse
9. North Carolina
10. Marquette

All-America

Larry Bird (Indiana State)*
Billy Cartwright (USF)
David Greenwood (UCLA)
Sidney Moncrief (Ark.)
Earvin Johnson (Mich.St.)

Coach of the Year

Bill Hodges (Indiana St.)

1980

1. DePaul
2. Louisville
3. **LSU**
4. Kentucky
5. Oregon State
6. Syracuse
7. Indiana
8. Maryland
9. Notre Dame
10. Ohio State

All-America

Joe Barry Carroll (Purdue)
Albert King (Maryland)
Mark Aguirre (DePaul)*
Darrell Griffith (Louisville)
Kyle Macy (Kentucky)

Coach of the Year

Ray Meyer (DePaul)

1981

1. DePaul
2. Oregon State
3. Arizona State
4. **LSU**
5. Virginia
6. North Carolina
7. Notre Dame
8. Kentucky
9. Indiana
10. UCLA

All-America

Mark Aguirre (DePaul)
Raph Sampson (Virginia)
Danny Ainge (BYU)
Isiah Thomas (Indiana)
Kevin Magee (Cal.-Irvine)

Coach of the Year

Ralph Miller (Oregon St.)

1985

1. Georgetown
2. Michigan
3. St. John's
4. Memphis State
5. Oklahoma
6. Georgia Tech
7. North Carolina
8. Louisiana Tech
9. UNLV
10. Illinois
20. **LSU**

All-America

Patrick Ewing (Georgetown)*
Keith Lee (Memphis State)
Xavier McDaniel (Wichita St.)
Chris Mullen (St. John's)
Wayman Tisdale (Okla.)

Coach of the Year

Bill Frieder (Michigan)

1989

1. Arizona
2. Georgetown
3. Illinois
4. Oklahoma
5. North Carolina
6. Missouri
7. Syracuse
8. Indiana
9. Duke
10. Michigan

All-America

CHRIS JACKSON (LSU)
Sean Elliot (Arizona)*
Stacey King (Oklahoma)
Danny Ferry (Duke)
Sherman Douglas (Syr.)

Coach of the Year

Bobby Knight (Indiana)

1990

1. Oklahoma
2. Nevada-Las Vegas
3. Connecticut
4. Michigan State
5. Kansas
6. Syracuse
7. Arkansas
8. Georgetown
9. Georgia Tech
10. Purdue
16. **LSU**

All-America

CHRIS JACKSON (LSU)
Lionel Simmons (LaSalle)*
Gary Payton (Oregon St.)
Derrick Coleman (Syr.)
Larry Johnson (UNLV)

1991

1. UNLV
2. Arkansas
3. Indiana
4. N. Carolina
5. Ohio State
6. Duke
7. Syracuse
8. Arizona
9. Kentucky
10. Utah
22. **LSU**

All-America

SHAQUILLE O'NEAL (LSU)*
Larry Johnson (UNLV)
Stacey Augmon (UNLV)
Billy Owens (Syracuse)
Kenny Anderson (Ga. Tech)

Coach of the Year

Randy Ayers (Ohio St.)

1992

1. Duke
2. Kansas
3. Ohio State
4. UCLA
5. Indiana
6. Kentucky
7. UNLV
8. Southern Cal
9. Arkansas
10. Arizona
25. **LSU**

All-America

SHAQUILLE O'NEAL (LSU)
Christian Laettner (Duke)*
Jim Jackson (Ohio St.)
Harold Miner (USC)
Alonzo Mourning (Georgetown)

Coach of the Year

Mike Krzyzewski (Duke)

2000

1. Duke
2. Michigan St.
3. Stanford
4. Arizona
5. Temple
6. Iowa St.
7. Cindinnati
8. Ohio St.
9. St. John's
10. **LSU**

AP Ratings

*Regular Season Only
Player of Year Indicated*
Writers Poll began in
1949*

LSU vs. Ranked Teams

LSU vs. Top 10 teams in the Associated Press poll since the poll started during the 1948-49 season:

1948-49

Feb. 25 LSU #6 Tulane L,45-72 Baton Rouge,La.
 March 5 LSU #7 Tulane L,63-72 Louisville, Ky.

1950-51

Jan.31 LSU #1 Kentucky L,59-81 Baton Rouge,La.

1951-52

Jan. 5 LSU #4 Kentucky L,47-57 Lexington, Ky.
 March 1 LSU #1 Kentucky L,43-44 Louisville, Ky.

1952-53

March 17 #7 LSU #1 Indiana L,67-80 Kansas City, Mo.
 March 18 #7 LSU #2 Washington L,69-88 Kansas City, Mo.

1953-54

Dec.12 #10 LSU #5 Kansas W, 68-63 Baton Rouge,La.
 Dec.28 #14 LSU #7 Fordham W, 65-49 New Orleans,La.
 March 9 #8 LSU #1 Kentucky L,56-63 Nashville, Tenn.
 March13 #8 LSU #2 Indiana L,62-73 Iowa City, Tenn.

1954-55

Jan.17 LSU #1 Kentucky L,62-64 Baton Rouge,La.

1955-56

Jan. 3 LSU #5 N.Carolina L,69-95 Chapel Hill,N. C.
 Jan.14 LSU #5 Kentucky L,65-107 Lexington, Ky.
 Feb. 11 LSU #3 Vanderbilt L,68-107 Nashville, Tenn.
 Feb. LSU #7 Alabama L,59-77 Baton Rouge,La.

1956-57

Jan.12 LSU #3 Kentucky L,46-51 Baton Rouge,La.
 Feb. 9 LSU #5 Vanderbilt L,66-78 Baton Rouge,La.

1957-58

Jan. LSU #9 Kentucky L,52-97 Lexington, Ky.

1958-59

Jan.10 LSU #1 Kentucky L,61-76 Baton Rouge,La.
 Feb. 14 LSU #4 Auburn L,67-115 Auburn,Ala.
 Feb. 21 LSU #5 Miss.State L,67-75 Baton Rouge,La.

1959-60

Feb. 8 LSU #6 Georgia Tech L,56-76 Atlanta,Ga.

1960-61

Dec. LSU #8 Duke L,74-80 Durham,N.C.
 Dec. LSU #5 Louisville L,53-72 Baton Rouge,La.

1961-62

Jan.12 LSU #3 Kentucky L,63-84 Lexington, Ky.
 Feb. 3 LSU #10 Miss.State L,66-87 Starkville,Miss.
 Feb. 24 LSU #5 Miss.State L,48-58 Baton Rouge,La.

1962-63

Feb. 9 LSU #6 Georgia Tech W, 56-54 Baton Rouge,La.
 Feb. 23 LSU #8 Miss.State L,64-99 Baton Rouge,La.

1963-64

Dec.26 LSU #9 Oregon State L,57-87 Portland,Ore.
 Jan.10 LSU #2 Kentucky L,84-103 Lexington, Ky.

1964-65

Feb. 8 LSU #9 Vanderbilt L,85-96 Baton Rouge,La.
 March 8 LSU #5 Vanderbilt L,60-106 Nashville, Tenn.

1965-66

Jan.24 LSU #2 Kentucky L,85-111 Lexington, Ky.
 Jan.29 LSU #4 Vanderbilt L,66-98 Nashville, Tenn.
 Feb. 26 LSU #5 Vanderbilt L,84-102 Baton Rouge,La.

1966-67

Jan.30 LSU #9 Vanderbilt L,77-79 Nashville, Tenn.
 March 4 LSU #8 Tennessee L,60-87 Knoxville, Tenn.

1967-68

Jan.27 LSU #9 Kentucky L,95-121 Baton Rouge,La.
 Jan.29 LSU #7 Vanderbilt L,91-99 Baton Rouge,La.
 Feb. 3 LSU #10 Kentucky L,96-109 Lexington, Ky.
 Feb 5 LSU #6 Tennessee L,67-87 Baton Rouge,La.

1968-69

Jan.25 LSU #5 Kentucky L,96-108 Baton Rouge,La.
 Feb. 22 LSU #6 Kentucky L,89-103 Lexington, Ky.

1969-70

Dec.23 LSU #2 UCLA L,84-133 Los Angeles,Calif.
 Jan.24 LSU #2 Kentucky L,96-109 Lexington, Ky.
 Feb. 21 LSU #2 Kentucky L,105-121 Baton Rouge,La.
 March 19 LSU #8 Marquette L,79-101 NewYork,N. Y.

1970-71

Jan. 2 LSU #4 S. California L,76-80 Los Angeles,Calif.
 Jan.25 LSU #8 Tennessee W, 80-70 Baton Rouge,La.

1972-73

Feb. 10 LSU #10 Alabama W, 72-70 Baton Rouge,La.

1973-74

Jan.12 LSU #6 Vanderbilt W, 84-81 Baton Rouge,La.
 Feb. 11 LSU #5 Vanderbilt L,88-91 Nashville, Tenn.
 Feb. 18 LSU #8 Alabama L,87-99 Tuscaloosa,Ala.

1974-75

Nov. 29 LSU #10 S. California L,87-100 Los Angeles,Calif.
 Jan. 4 LSU #9 Kentucky L,80-115 Lexington, Ky.
 Jan.18 LSU #7Alabama L,67-93 Tuscaloosa,Ala.
 Feb. 3 LSU #5 Kentucky L,76-77 Baton Rouge,La.
 Feb. 17 LSU #7 Alabama L,76-80 Baton Rouge,La.

1975-76

Jan.26 LSU #10 Tennessee L,92-105 Baton Rouge,La.

1976-77

Jan. 8 LSU #4 Alabama L,77-80 Tuscaloosa,Ala.
 Jan.22 LSU #6 Kentucky L,72-87 Lexington, Ky.
 Feb. 5 LSU #8 Alabama L,70-77 Baton Rouge,La.
 Feb. 19 LSU #2 Kentucky L,76-90 Baton Rouge,La.

1977-78

Dec.29 LSU #3 Arkansas L,62-67 Baton Rouge,La.
 Jan.14 LSU #1 Kentucky L,76-96 Lexington, Ky.
 Feb. 11 LSU #1 Kentucky W, 95-94 Baton Rouge,La.

1978-79

Jan. 6 #7 LSU #9 Kentucky W, 93-89 Lexington, Ky.
 March 16 #7 LSU #3 Michigan St. L,71-87 Indianapolis,Ind.

1979-80

Jan.20 #14 LSU #1 DePaul L,75-78 Chicago,Ill.
 Jan.28 #11 LSU #5 Kentucky W, 65-60 Lexington, Ky.
 Feb. 24 #5 LSU #3 Kentucky L,74-76 Baton Rouge,La.
 March 1 #5 LSU #2 Kentucky W, 80-78 Birmingham,Ala.
 March 16 #3 LSU #2 Louisville L,66-86 Houston, Texas

1980-81

Jan.19 #6 LSU #2 Kentucky W, 81-67 Baton Rouge,La.
 Jan.24 #5 LSU #8 Tennessee W, 80-63 Baton Rouge,La.
 Feb. 21 #4 LSU #8 Tennessee W, 66-65 Baton Rouge,La.
 March 1 #2 LSU #9 Kentucky L,71-73 Lexington, Ky.
 March 28 #4 LSU #9 Indiana L,49-67 Philadelphia, Pa.
 March 30 #4 LSU #5 Virginia L,74-78 Philadelphia, Pa.

LSU vs. Ranked Teams

1981-82

| | | | | |
|---------|-----|--------------|----------|-----------------|
| Jan.25 | LSU | #9 Kentucky | L,65-76 | Lexington, Ky. |
| Feb. 10 | LSU | #10 Alabama | W, 73-68 | Baton Rouge,La. |
| Feb.27 | LSU | # 7 Kentucky | W, 94-78 | Baton Rouge,La. |

1982-83

| | | | | |
|---------|-----|-------------|----------|--------------------|
| Dec.20 | LSU | #4 UCLA | L,68-82 | Los Angeles,Calif. |
| Jan. 5 | LSU | #3 Kentucky | L,50-52 | Lexington, Ky. |
| March 5 | LSU | #7 Kentucky | W, 74-60 | Baton Rouge,La. |

1983-84

| | | | | |
|---------|---------|---------------|----------|------------------|
| Dec. 6 | #9 LSU | #6 Houston | L,91-100 | Baton Rouge,La. |
| Jan. 7 | #9 LSU | #2 Kentucky | L,80-96 | Baton Rouge,La. |
| Jan.29 | #10 LSU | #1 N.Carolina | L,79-90 | Chapel Hill,N.C. |
| March 5 | LSU | #3 Kentucky | L,68-90 | Lexington, Ky. |

1984-85

| | | | | |
|---------|-----|-------------|---------|---------------|
| Feb. 16 | LSU | #8 Syracuse | L,64-76 | Syracuse,N.Y. |
|---------|-----|-------------|---------|---------------|

1985-86

| | | | | |
|----------|-----|-----------------|----------|----------------|
| March 1 | LSU | #5 Kentucky | L,57-68 | Lexington, Ky. |
| March 7 | LSU | #3 Kentucky | L,58-61 | Lexington, Ky. |
| March 20 | LSU | #6 Georgia Tech | W, 70-64 | Atlanta, Ga. |
| March 22 | LSU | #3 Kentucky | W, 59-57 | Atlanta, Ga. |
| March 29 | LSU | #7 Louisville | L,77-88 | Dallas, Texas |

1986-87

| | | | | |
|----------|-----|------------|----------|------------------|
| March 8 | LSU | #9 Alabama | L,62-69 | Atlanta, Ga. |
| March 17 | LSU | #8 Temple | W, 72-62 | Chicago, Ill. |
| March 20 | LSU | #5 DePaul | W, 63-58 | Cincinnati, Ohio |
| March 22 | LSU | #3 Indiana | L,76-77 | Cincinnati, Ohio |

1987-88

| | | | | |
|----------|-----|-------------|----------|------------------|
| Jan. 11 | LSU | #8 Oklahoma | W, 84-77 | New Orleans, La. |
| Jan.23 | LSU | #4 Kentucky | L,61-76 | Baton Rouge, La. |
| March 12 | LSU | #6 Kentucky | L,80-86 | Baton Rouge, La. |

1988-89

| | | | | |
|--------|-----|---------------|-----------|-----------------|
| Dec.22 | LSU | #5 Illinois | L,100-127 | Baton Rouge,La. |
| Jan.28 | LSU | #2 Georgetown | W, 82-80 | New Orleans,La. |

1989-90

| | | | | |
|----------|---------|-----------------|------------|------------------|
| Jan.28 | #16 LSU | #5 UNLV | W, 107-105 | Baton Rouge,La. |
| March 17 | #19 LSU | #9 Georgia Tech | L,91-94 | Knoxville, Tenn. |

1990-91

| | | | | |
|---------|---------|--------------|-----------|-----------------|
| Dec. 8 | #18 LSU | #2 Arizona | W, 92-82 | Baton Rouge,La. |
| Feb. 5 | #19LSU | #10 Kentucky | W, 107-88 | Baton Rouge,La. |
| Feb. 10 | #19 LSU | #6 Duke | L,70-88 | Durham, N. C. |

1991-92

| | | | | |
|----------|---------|-------------|----------|--------------------|
| Dec. 7 | #16 LSU | #3 Arizona | L,67-87 | Tucson, Ariz. |
| Jan. 14 | LSU | #9 Alabama | W, 89-81 | Tuscaloosa, Ala. |
| Feb. 8 | #22 LSU | #1 Duke | L,67-77 | Baton Rouge, La. |
| March 3 | #23 LSU | #7 Arkansas | L,92-106 | Fayetteville, Ark. |
| March 14 | #23 LSU | #9 Kentucky | L,74-80 | Birmingham, Ala. |
| March 21 | #25 LSU | #5 Indiana | L,79-89 | Boise, Idaho |

1992-93

| | | | | |
|----------|-----|---------------|----------|----------------|
| Dec.22 | LSU | #1 Duke | L,67-96 | Lahaina,Hawaii |
| Jan.26 | LSU | #4 Kentucky | L,67-105 | Lexington, Ky. |
| March 13 | LSU | #5 Vanderbilt | W, 72-62 | Lexington, Ky. |
| March 14 | LSU | #4 Kentucky | L,65-82 | Lexington, Ky. |

1993-94

| | | | | |
|---------|---------|-------------------|-----------|--------------------|
| Dec.18 | #25 LSU | #9 UCLA | L,80-100 | Los Angeles,Calif. |
| Jan. 11 | LSU | #4 Arkansas | L,83-84 | Fayetteville,Ark. |
| Jan.22 | LSU | #4 North Carolina | L,65-88 | New Orleans,La. |
| March 2 | LSU | #1 Arkansas | L,105-108 | Baton Rouge,La. |

1994-95

| | | | | |
|---------|-----|-------------|----------|-------------------|
| Dec.17 | LSU | #2 UCLA | L,72-92 | Baton Rouge,La. |
| Jan.31 | LSU | #6 Arkansas | L,81-105 | Fayetteville,Ark. |
| Feb. 22 | LSU | #9 Arkansas | L,90-92 | Baton Rouge,La. |
| March 4 | LSU | #7 Kentucky | L,80-127 | Lexington, Ky. |

1995-96

| | | | | |
|---------|-----|-------------|----------|-------------------|
| Dec. 5 | LSU | #5 Michigan | L,68-69 | Baton Rouge,La. |
| Jan. 16 | LSU | #8 Kentucky | L,97-129 | Baton Rouge,La. |
| Feb. 3 | LSU | #5 Arkansas | L,68-76 | Fayetteville,Ark. |
| March 2 | LSU | #1 Arkansas | L,79-94 | Baton Rouge,La. |

1996-97

| | | | | |
|---------|-----|-------------|---------|--------------------|
| Nov. 25 | LSU | #2 Kansas | L,53-82 | Lahaina,Hawaii |
| Dec.15 | LSU | #5 Michigan | L,59-70 | Auburn Hills,Mich. |
| Feb. 12 | LSU | #4 Kentucky | L,48-84 | Lexington, Ky. |

1997-98

| | | | | |
|--------|-----|-------------|---------|-----------------|
| Feb. 4 | LSU | #8 Kentucky | L,61-63 | Baton Rouge,La. |
|--------|-----|-------------|---------|-----------------|

1998-99

| | | | | |
|---------|-----|-------------|---------|----------------|
| Jan.30 | LSU | #6 Kentucky | L,62-86 | Lexington, Ky. |
| Feb. 6 | LSU | #6 Auburn | L,54-80 | Auburn, Ala. |
| Feb. 13 | LSU | #10 Arizona | L,71-78 | Tucson, Ariz. |

1999-00

| | | | | |
|---------|-----|-------------|----------|-------------------|
| Jan. 12 | LSU | #10 Florida | L,57-82 | Gainesville, Fla. |
| Jan.29 | LSU | #5 Arizona | W, 86-60 | Baton Rouge, La. |
| Feb. 9 | LSU | #9 Auburn | W, 83-68 | Baton Rouge, La. |

2000-01

| | | | | |
|--------|-----|-------------|---------|---------------|
| Dec.20 | LSU | #10 Arizona | L,75-88 | Tucson, Ariz. |
|--------|-----|-------------|---------|---------------|

2001-02

| | | | | |
|---------|-----|-------------|----------|-------------------|
| Jan. 16 | LSU | #2 Florida | L,70-102 | Gainesville, Fla. |
| Feb. 2 | LSU | #6 Alabama | L,48-57 | Baton Rouge, La. |
| Feb. 9 | LSU | #9 Kentucky | L,56-68 | Baton Rouge, La. |

HIGHLIGHTS OF THE POLLS

- LSU's record since 1948-49 against teams ranked in AP's top 10 is 29-118 (19.7 percent).
- LSU's record since 1948-49 against teams ranked in AP's top 25 is 61-193 (24.0 percent).
- LSU versus top-ranked teams is 1-13 (0.71 percent).
- LSU when ranked in the AP poll since 1948-49 season has a record of 219-77 (74.0 percent).
- LSU's record when both teams have been ranked is 26-31 (45.6 percent).
- LSU has been ranked in 166 AP polls since the 1948-49 seasons.
- LSU was ranked for all 14 polls during the 1952-53 season and 14 of the 15 polls in 1953-54.
- LSU had a streak of 49 consecutive AP poll appearances that ran from the beginning of the 1978-79 season through the first poll of the 1981-82 season with LSU reaching a high of No. 2 on Feb. 24, 1981.
- LSU was ranked for 38 consecutive AP polls, beginning with the start of the 1989-90 season through the first four polls of the 1991-92 season, reaching a top ranking of No. 2 in the first poll of the 1989-90 season.
- LSU was last ranked in the 1999-2000, earning a ranking in nine of the year's 19 polls, including the last seven of the season.

LSU on Television

The Tigers have been on television a total of 358 times, both national and regional, since the 1965-66 season, with a total of 162 victories.

The majority of those appearances have come in the last 22 years since the proliferation of cable networks like ESPN and Fox and the league's contracts with syndicator Jefferson Pilot and network coverage on CBS.

Since the 1980s, LSU has been a post-season regular on many occasions with all SEC Tournament and NCAA Tournament games televised at least on a regional basis.

Here are LSU's year-by-year records on television with important games listed under the years:

1965-66 (0-1)

1966-67 (0-1)

1967-68 (1-2)

Kentucky 121, LSU 95 – National television's first look at Pistol Pete Maravich as a sophomore.

1969-70 (2-5)

Kentucky 121, LSU 105 – Kentucky's Dan Issel and LSU's Pete Maravich do battle at the Cow Palace. Issel scores 51, Maravich 55. LSU went to the NIT in New York with LSU's four games featured on cable and CBS television.

1970-71 (0-3)

1971-72 (1-0)

1972-73 (2-1)

1973-74 (2-1)

1974-75 (0-2)

1975-76 (0-1)

1977-78 (3-1)

1978-79 (4-4)

LSU 86, Alabama 66 – On the league's syndicated package, the Tigers clinch the SEC Championship.

1979-80 (10-5)

Kentucky 76, LSU 74 – Kyle Macy's hits the game winner in overtime on NBC one week before the Tigers come back to win the SEC Tournament, 80-78, over Kentucky.

Joe Dean and Paul Kennedy open another JP Sports SEC broadcast.

1980-81 (10-4)

The Tigers Final Four season featured a national NBC telecast against Texas A&M in the Assembly Center with a young Bob Costas doing the play-by-play. LSU would advance to the NCAA Final Four in NBC's last year as the tournament broadcaster.

1981-82 (3-4)

1982-83 (3-6)

1983-84 (7-8)

1984-85 (2-8)

1985-86 (9-7)

Tigers go to the Final Four with CBS handling the telecast of the NCAA Tournament.

1986-87 (13-8)

One of three times the Tigers would be on television 21 times in a season, starting with a 52-49 ESPN telecast win over Georgia Tech and a dramatic run through the NCAA Tournament on CBS that ended with a one-point loss in the regional finals.

1987-88 (7-7)

1988-89 (7-5)

A depleted squad that still featured the one-two punch of senior Ricky Blanton and freshmen Chris Jackson was part of an 82-80 win over No. 2 Georgetown before 54,321 at the Louisiana Superdome and a national CBS audience. CBS would also watch LSU upset UNLV, 88-87, in the Assembly Center.

1989-90 (13-8)

Again, CBS was in the Superdome for an LSU win over Notre Dame and the Tigers were

seen nationally at the Assembly Center, again winning over UNLV, this time, 107-105. The game to end all was a 148-141 overtime national telecast win on CBS over Loyola Marymount in a battle between LMU's Hank Gathers and LSU's Shaquille O'Neal.

1990-91 (8-10)

1991-92 (12-9)

1992-93 (8-8)

1993-94 (5-8)

1994-95 (2-9)

1995-96 (1-11)

1996-97 (3-11)

Dale Brown's final regular season game at the Assembly Center as head coach was part of the league's syndicated package, showcasing Brown's first win against Arkansas since the team joined the league.

1997-98 (1-6)

1998-99 (1-9)

1999-2000 (13-4)

LSU's nationally televised Fox Sports win over Oklahoma State at the New Orleans Arena showed people the Tigers were for real that season. LSU would later beat Kentucky and Arizona on television in the Assembly Center and CBS would document LSU's run to the Sweet 16.

2000-01 (2-10)

2001-02 (6-6)

LSU had two strong wins in the SEC Tournament, but people saw the Tigers' late-season rush first-hand when ESPN showcased LSU's win at Iowa in the opening round of the NIT.



100 Point Games

1942-43

LSU 101,Camp Livingston 50 (H)

1951-52

LSU 103,Miss.St.78 (H)

1952-53

LSU 124,Southwestern (Tenn.) 33 (H)
LSU 100,Villanova 94 (Sugar Bowl-NO)

1953-54

LSU 128,Louisiana College 74 (H)
LSU 100,Georgia 53 (H)

1955-56

LSU 100,Ole Miss 76 (H)

1967-68

Fla.St.130, LSU 100 (Milw. Cl.)
LSU 111,Miss.St.87 (H)
LSU 100, Tulane 91 (A)
LSU 104,Clemson 81 (H)

1968-69

LSU 109,Loyola (N.O.) 82 (A)
LSU 101,Oklahoma City 85 (A)
LSU 120,Pittsburgh 79 (H)

1969-70

LSU 100,Loyola (N.O.) 87 (H)
LSU 109, Vanderbilt 86 (H)
LSU 111,Clemson 103 (A)
LSU 109,Ole Miss 86 (H)
LSU 109,Miss.St.91 (H)
Alabama 106,LSU 104 (A)
LSU 127, Tulane 114 (H)
Kentucky 121,LSU 105 (H)
LSU 103,Ole Miss 90 (A)

1970-71

LSU 109,Loyola (N.O.) 103 (A)
LSU 106,Auburn 92 (A)
LSU 107,Alabama 78 (H)
LSU 114,Auburn 94 (H)

1971-72

LSU 103,Loyola (NO) 85 (H)
LSU 107,Southern Mississippi 79 (H)

1973-74

LSU 105,Iona 78 (H)
LSU 102,Boston Univ. 64 (H)
LSU 102,Florida 81 (H)

1974-75

LSU 105,Duke 95 (Carolina Classic)
LSU 113,St. Peter's 101 (H)

1975-76

LSU 109,CCNY 73 (La.Classic) (H)
LSU 100,Ole Miss 75 (H)

1976-77

LSU 100,Samford 89 (H)
LSU 101,Montana State 80 (H)
Tennessee 108,LSU 102 (H)

1977-78

LSU 120, Tulane 88 (H)
LSU 121, Tennessee 87 (H)
LSU 101, Tennessee 86 (A)
LSU 101,Auburn 85 (OT) (A)
LSU 103,Alabama 85 (H)

1978-79

LSU 112,St. Francis 81 (H)
LSU 109, Tulane 85 (H)
LSU 100,Colgate 73 (H)

1979-80

LSU 112,Florida 81 (H)
LSU 104,New Orleans 78 (H)
LSU 103,Maine 81 (H)

1980-81

LSU 119, Tulane 81 (H)
LSU 100,UNC-Wilmington 68 (H)
LSU 100,Lamar 78 (NCAA) (A)

1982-83

LSU 115,Cleveland State 77 (H)

1983-84

LSU 104, U. S. International 66 (H)

1984-85

LSU 102,Loyola (Chicago) 96 (H)
LSU 103,Utah State 71 (H)

1985-86

LSU 101,Hawaii-Pacific 89 (A)

1986-87

LSU 117,Illinois-Chicago 84 (N)

1988-89

Louisiana Tech 111,LSU 109 (OT) (H)
LSU 111,Florida 101 (A)
LSU 128, Tennessee-Martin 89 (H)
Illinois 127, LSU 100 (H)
LSU 101,Morehead State 88 (N)
LSU 104,Auburn 77 (H)
LSU 105,Ole Miss 75 (H)
LSU 104,Auburn 91 (A)
LSU 122, Tennessee 106 (H)
Ole Miss 113, LSU 112 (OT) (A)

1989-90

LSU 116,Lamar 76 (H)
LSU 100,Hardin Simmons 66 (H)
LSU 124, Texas 113 (N-Houston)
LSU 111, Tennessee 94 (H)
LSU 101, Vanderbilt 72 (H)
LSU 107,Nevada-Las Vegas 105 (H)
LSU 148,Loyola Marymount 141 (OT) (H)
LSU 119, Tennessee 113 (A)
LSU 121, Vanderbilt 108 (A)
LSU 103,Ole Miss 94 (H)

1990-91

LSU 117,Southeastern La.68 (H)
LSU 101, Texas 87 (H)
LSU 101,Chapman College 68 (H)
LSU 122,Loyola Marymount 114(H)
LSU 118,Nicholls State 76 (H)
LSU 107,Kentucky 88 (H)
LSU 119, Tennessee 87 (H)

1991-92

LSU 101,Southeastern La.64 (H)
LSU 159,Northern Arizona 86 (H)
LSU 123,Nicholls State 61 (H)
LSU 115,McNeese State 67 (H)
LSU 100,Ole Miss 69 (H)

1993-94

LSU 100, Winthrop 71 (H)
Arkansas 108,LSU 105 (OT) (H)

1994-95

LSU 106,Southeastern La.80 (H)
LSU 127,George Mason 104 (H)
LSU 113, Troy State 78 (H)
LSU 105,Georgia State 70(H)

1995-96

LSU 109,Southern 100 (H)
LSU 104,La.College 65 (H)

1999-00

LSU 112,Grambling St. 37 (H)
LSU 103, Wyoming 86 (N)

MORE 100 POINT FACTS

- LSU Record when LSU scores 100 or more points:
93-8 (.921)
- LSU has won **31 of the last 32** games when scoring 100 or more points, including the last eight.
- LSU Record when Opponents score 100 points or more:
12-76 (.136)
- LSU record when both teams score 100 points in the same game:
14-9 (.609)

Overtime Games

| DATE | SCORE | SITE |
|---------|---------------------------------|--------------------|
| 1940-41 | Alabama 36,LSU 32 | Tuscaloosa,Ala |
| 1941-42 | Alabama 45,LSU 31 | Louisville, Ky. |
| 1949-50 | Tennessee 81,LSU 79 | Knoxville, Tenn. |
| 1954-55 | Georgia 76,LSU 70 | Athens, Ga. |
| | Georgia Tech 79,LSU 72 | Baton Rouge |
| 1956-57 | Loyola (N.O.) 77,LSU 73 | Baton Rouge |
| | Tulane 66, LSU 64 | Baton Rouge |
| 1959-60 | Loyola (N.O.) 66,LSU 65 | Baton Rouge |
| 1960-61 | Duke 80,LSU 74 | Durham,N.C. |
| | LSU 73, Texas Tech 69 | Lubbock, Texas |
| | Furman 56,LSU 55 (3ot) | Greenville, S.C. |
| 1961-62 | Arkansas 84,LSU 81 | Shreveport |
| 1962-63 | Georgia 76,LSU 67 | Athens, Ga. |
| | LSU 61, Tennessee 60 | Baton Rouge |
| 1966-67 | Loyola (N.O.) 87,LSU 86 (2ot) | New Orleans |
| | Alabama 76,LSU 74 | Tuscaloosa,Ala. |
| 1967-68 | LSU 93,Florida 92 | Baton Rouge |
| 1968-69 | Tulane 101, LSU 99 (2ot) | Baton Rouge |
| | LSU 93,Florida 89 | Baton Rouge |
| | Ole Miss 84,LSU 81 | Baton Rouge |
| | LSU 90,Georgia 80 (2ot) | Athens, Ga. |
| 1970-71 | USC 80,LSU 76 | Los Angeles,Calif. |
| 1971-72 | Alabama 103,LSU 99 (4ot) | Tuscaloosa,Ala. |
| 1973-74 | Alabama 80,LSU 79 | Baton Rouge |
| | Miss.State 87,LSU 84 | Baton Rouge |
| 1974-75 | LSU 96,Georgia 90 | Baton Rouge |
| 1976-77 | Alabama 77,LSU 70 | Baton Rouge |
| 1977-78 | Miss.St.84, LSU 82 | Starkville,Miss. |
| | LSU 95,Kentucky 94 (ot) | Baton Rouge |
| | LSU 101,Auburn 95 | Auburn,Ala. |
| 1978-79 | LSU 70,Ole Miss 69 | Oxford,Miss. |
| | LSU 88,Florida 82 | Gainesville, Fla. |
| 1979-80 | Georgia 73,LSU 72 (2ot) | Athens, Ga. |
| | LSU 68,Alabama 66 | Tuscaloosa,Ala. |
| | Kentucky 76,LSU 74 | Baton Rouge |
| 1981-82 | UNLV 83,LSU 79 | Las Vegas,Nev. |
| 1982-83 | Tennessee 74,LSU 71 (SEC Tour.) | Birmingham,Ala. |
| | New Orleans 99,LSU 94 (NIT) | Baton Rouge |
| 1983-84 | LSU 69,Georgia 68 | Baton Rouge |
| | LSU 61, Tennessee 59 | Baton Rouge |
| | Alabama 51,LSU 49 | Tuscaloosa,Ala. |
| | Alabama 72,LSU 70 | Nashville, Tenn. |
| 1985-86 | LSU 94,Purdue 87 (2ot-NCAA) | Baton Rouge |
| 1986-87 | Georgia 64,LSU 63 | Baton Rouge |
| | LSU 82,Ole Miss 75 | Baton Rouge |
| | LSU 89,Georgia 88 (2ot-SEC T.) | Atlanta,Ga. |
| 1987-88 | LSU 69,Ole Miss 61 | Oxford,Miss. |
| 1988-89 | La. Tech 111,LSU 109 | Baton Rouge |
| | Ole Miss 113,LSU 112 | Oxford,Miss. |
| 1989-90 | Miss.St.87, LSU 80 | Starkville,Miss. |
| | Georgia 94,LSU 92 | Baton Rouge |
| | LSU 148,Loyola Marymount 141 | Baton Rouge |
| 1991-92 | Arkansas 106,LSU 92 | Fayetteville,Ark. |
| 1992-93 | LSU 84,Miss.St.76 | Starkville,Miss. |
| 1993-94 | LSU 95,Nicholls St.90 | Baton Rouge |
| | Arkansas 108,LSU 105 | Baton Rouge |

| | | |
|---------|-------------------------|-----------------|
| 1994-95 | LSU 87,Ole Miss 81 | Baton Rouge |
| 1996-97 | Louisville 93,LSU 87 | Anaheim,Calif. |
| | LSU 88,Florida 82 | Baton Rouge |
| 1998-99 | LSU 63, Texas 61 | Baton Rouge |
| | Alabama 72,LSU 71 (3ot) | Tuscaloosa,Ala. |
| 2000-01 | Florida 81,LSU 74 | Baton Rouge |
| | LSU 78,Ole Miss 77 | Baton Rouge |
| 2001-02 | Weber State 75,LSU 74 | Hilo,Hawaii |
| | LSU 68,Miss.St.65 | Baton Rouge |

Overtime Record — 25-40 (.385)

At Home — 16-16 (.500)

On Road — 8-18 (.308)

Neutral — 1-6 (.143)



The Tigers rallied from 17-down in the second half to force overtime against Mississippi State (2-13-02). The Tigers won, 68-65.

Pete Maravich Assembly Center



The D E A F Dome



LSU basketball has bounced in and out of several locations in its storied history. The Tigers have set up shop in the Pavilion on the old LSU campus, the stage at Baton Rouge High School, the Huey Long Field House Gym Armory, the Catholic High School Gym, and the John M. Parker Agricultural Center, home to the Tigers for three and one-half decades.

But when the LSU Tigers commenced play in the Assembly Center in the 1971-72 season, it marked the beginning of a new era in LSU roundball.

That year the Tigers opened play on a tartan-surfaced arena floor in a building that had every modern convenience.

Seating 14,164 spectators, the massive \$11.5 million building competes with its neighbor across the street — Tiger Stadium — as the most visible structure on the LSU campus.

During the summer of 1988, Louisiana Governor Buddy Roemer signed legislation changing the official name of the building to the Pete Maravich Assembly Center in honor of the LSU star who had died tragically earlier that same year.

Spectators enter the building via four ramps winding their way to the upper concourse. From there, patrons need to move only a few steps up or down to their seats.

In addition to the normal basketball seating configuration, a proscenium stage can be lowered into place at the north end allowing some 4,500 seats for theatrical productions. An additional 1,000 seats can be placed on the floor for graduations, convocations, lectures, concerts or other special events.

In addition to the basketball court on the main arena, running east to west, three separate court areas can be arranged in a north-to-south pattern.

Also located within the building is an auxiliary practice gym used for basketball and volleyball practices and various P. E. classes; home and visitor dressing rooms; offices for The Tiger Athletic Foundation; coaches dressing rooms, building administration offices; theater dressing rooms, and the "L" Club meeting room with kitchen facilities.

The Assembly Center has been the site of two men's NCAA Regional basketball tournaments—1976 and 1986. In 1976, Indiana advanced from Baton Rouge and went on to capture the national championship. In 1986, the home-standing LSU Fighting Tigers became the Cinderella team of the tourney and advanced all the way to the Final Four.

The building also hosted the 1988 Southeastern Conference Tournament and the school regularly uses the building to host the Louisiana High School Coaches Association All-Star Volleyball and Basketball games. In 1997, 1999, and 2000 the LSU women's basketball team hosted first & second round NCAA play.

The Pete Maravich Assembly Center is also home for the LSU volleyball, gymnastics and women's basketball teams.

Several improvements have been made to keep the PMAC as one of the top venues in the SEC. A new sound system was installed and in 1995 the lower level seats were replaced. The print and electronic media areas were improved. A new multi-million dollar scoreboard/video replay system was installed for the 1999-2000 season as was a new portable wood floor.

This will mark the 32th season of play for the Tigers in the Assembly Center where they have drawn over five million fans and won 344 games.



Home Attendance at the PMAC

| YEAR | GAMES | ATTENDANCE | AVERAGE |
|---------------|------------|------------------|---------------|
| 1971-72 | 12 | 93,876 | 7,823 |
| 1972-73 | 12 | 110,881 | 9,240 |
| 1973-74 | 14 | 144,105 | 10,293 |
| 1974-75 | 12 | 99,589 | 8,299 |
| 1975-76 | 16 | 124,362 | 7,773 |
| 1976-77 | 16 | 133,636 | 8,352 |
| 1977-78 | 15 | 148,423 | 9,895 |
| 1978-79 | 14 | 177,964 | 12,712 |
| 1979-80 | 14 | 175,339 | 12,524 |
| 1980-81 | 15 | 205,622 | 13,708 |
| 1981-82 | 13* | 171,305 | 13,177 |
| 1982-83 | 15* | 180,795 | 12,053 |
| 1983-84 | 14 | 177,596 | 12,685 |
| 1984-85 | 15 | 195,927 | 13,062 |
| 1985-86 | 16# | 201,820 | 12,614 |
| 1986-87 | 16\$ | 165,182 | 10,324 |
| 1987-88 | 15@ | 174,414 | 11,628 |
| 1988-89 | 16 | 192,016 | 12,001 |
| 1989-90 | 18& | 246,257 | 13,681 |
| 1990-91 | 16 | 214,473 | 13,404 |
| 1991-92 | 16 | 209,345 | 13,084 |
| 1992-93 | 17 | 193,632 | 11,390 |
| 1993-94 | 14 | 152,117 | 10,866 |
| 1994-95 | 16 | 172,888 | 10,806 |
| 1995-96 | 18 | 165,710 | 9,206 |
| 1996-97 | 15 | 111,722 | 7,448 |
| 1997-98 | 16 | 114,266 | 7,142 |
| 1998-99 | 16 | 123,941 | 7,746 |
| 1999-00 | 16 | 168,784 | 10,549 |
| 2000-01 | 16 | 129,709 | 8,106 |
| 2001-02 | 17* | 145,078 | 8,534 |
| TOTALS | 471 | 5,020,737 | 10,660 |

* - Includes one National Invitation Tournament post-season game
 # - Includes two NCAA Tournament SE Regional games
 \$ - Includes one Pre-Season NIT game
 @ - Includes two SEC Tournament games
 & - Includes two Pre-Season NIT games

Top 20 Crowds at the PMAC

| | ATTENDANCE | OPPONENT | DATE |
|-----|------------|---------------|---------------|
| 1. | 15,694 | Ole Miss | Feb. 25, 1981 |
| 2. | 15,399 | Ole Miss | Jan. 19, 1991 |
| 3. | 15,242 | Alabama | Jan. 21, 1989 |
| 4. | 15,192 | Kentucky | Jan. 19, 1981 |
| 5. | 15,109 | Vanderbilt | Jan. 2, 1991 |
| 6. | 15,093 | Auburn | Jan. 20, 1982 |
| 7. | 14,987 | Ole Miss | Feb. 1, 1989 |
| 8. | 14,799 | Ole Miss | Jan. 21, 1995 |
| 9. | 14,687 | Tennessee | Jan. 24, 1981 |
| 10. | 14,568 | Auburn | Jan. 15, 1979 |
| 11. | 14,551 | Kentucky | Feb. 11, 1978 |
| 11. | 14,551 | UCLA | Dec. 17, 1994 |
| 13. | 14,486 | Auburn | Feb 9, 2000 |
| 14. | 14,460 | McNeese State | Jan. 20, 1992 |
| 15. | 14,449 | Vanderbilt | Jan. 7, 1981 |
| 16. | 14,444 | Houston | Dec. 6, 1983 |
| 17. | 14,429 | Vanderbilt | Jan. 31, 1981 |
| 18. | 14,418 | Kentucky | Feb. 3, 1979 |
| 19. | 14,417 | Florida | March 1, 1989 |
| 20. | 14,413 | Kentucky | Jan. 27, 1973 |



Pete Maravich Assembly Center

LSU VS. OPPONENTS IN THE PMAC

SEC SCHOOLS

| | |
|------------------|------------------------|
| Alabama — 16-15 | Ole Miss — 27-4 |
| Arkansas — 3-8 | Mississippi St.— 19-12 |
| Auburn — 22-9 | South Carolina — 2-3 |
| Florida — 19-6 | Tennessee — 15-11 |
| Georgia — 16-10 | Vanderbilt — 18-7 |
| Kentucky — 14-12 | |

NON-CONFERENCE OPPONENTS

| | |
|---------------------------------|-------------------------------|
| Alcorn State — 1-0 | Middle Tennessee State — 1-0 |
| Arizona — 2-0 | Montana State — 2-0 |
| Arkansas State — 2-0 | Nevada-Las Vegas — 2-0 |
| Ball State — 0-1 | Nevada-Reno — 1-0 |
| Belmont — 1-0 | New Orleans — 3-2 |
| Boston University — 2-0 | Niagra — 1-0 |
| UCLA — 0-1 | Nicholls State — 8-0 |
| Cal State Los Angeles — 1-0 | Norfolk State — 1-0 |
| Campbell — 2-0 | North Carolina — 0-1 |
| Centenary — 3-0 | North Carolina A&T — 2-0 |
| Central Connecticut State — 1-0 | North Carolina-Wilmington 3-0 |
| Chapman — 1-0 | Northern Arizona — 2-0 |
| Cleveland State — 1-0 | Northwestern State — 3-0 |
| Colgate — 1-0 | Oklahoma City — 1-0 |
| Coppin State — 0-1 | Oral Roberts — 3-1 |
| Cornell — 2-0 | Pacific — 1-0 |
| Delaware — 1-0 | Prairie View A&M — 2-0 |
| DePaul — 1-1 | Radford — 0-1 |
| Drake — 1-0 | Rice — 1-0 |
| Duke — 0-1 | Robert Morris — 1-0 |
| Farleigh-Dickinson — 1-0 | St. Peter's — 2-0 |
| Fresno State — 1-0 | St.Francis (Pa.) — 3-0 |
| George Mason — 1-0 | Samford — 2-1 |
| Georgetown — 1-0 | Sam Houston State — 1-0 |
| Georgia State — 1-0 | Southeastern Louisiana — 7-0 |
| Georgia Tech — 1-0 | Southern-BR — 5-0 |
| Hardin-Simmons — 3-0 | Southern-NO — 1-0 |
| Houston — 2-1 | Southern California — 1-0 |
| Houston Baptist — 1-0 | Southern Mississippi — 2-0 |
| Iona — 1-0 | Southwest Texas State — 1-0 |
| Illinois — 0-1 | Stanford — 1-0 |
| Jackson State — 2-1 | Tennessee-Martin — 3-0 |
| Kansas — 0-1 | Tennessee State — 1-0 |
| Lafayette — 1-0 | Texas — 4-1 |
| Lamar — 1-1 | Texas Christian — 0-1 |
| Louisiana College — 1-0 | Texas-El Paso — 1-0 |
| Louisiana-Lafayette — 1-0 | Texas-Pan American — 3-0 |
| Louisiana-Monroe — 2-0 | Texas Southern — 1-0 |
| Louisiana Tech — 0-1 | Towson — 1-0 |
| Louisville — 0-1 | Troy State — 3-0 |
| Loyola (Chicago) — 2-0 | Tulane — 8-1 |
| Loyola (New Orleans) — 1-0 | U.S. International — 1-0 |
| Loyola Marymount — 2-0 | Utah State — 1-0 |
| Maine — 1-0 | Villanova — 0-1 |
| Marist — 2-0 | Washington — 2-0 |
| Maryland — 1-0 | Western Kentucky — 1-0 |
| Maryland-Baltimore Co.— 1-0 | Wichita State — 0-1 |
| McNeese State — 10-0 | Winthrop — 1-0 |
| Mercer — 1-0 | Wyoming — 1-0 |
| Memphis — 1-0 | Xavier — 1-0 |
| Michigan — 0-1 | |



Year-by-Year at Maravich Assembly Center

| YEAR | GAMES | RECORD | SEC | NON-CONF. |
|-----------------|------------|----------------|----------------|---------------|
| 1971-72 | 12 | 8-4 | 5-4 | 3-0 |
| 1972-73 | 12 | 8-4 | 5-4 | 3-0 |
| 1973-74 | 14 | 9-5 | 4-5 | 5-0 |
| 1974-75 | 12 | 6-6 | 4-5 | 2-1 |
| 1975-76 | 16 | 10-6 | 4-5 | 6-1 |
| 1976-77 | 16 | 11-5 | 5-4 | 6-1 |
| 1977-78 | 15 | 11-4 | 7-2 | 4-2 |
| 1978-79 | 14 | 13-1 | 8-1 | 5-0 |
| 1979-80 | 14 | 12-2 | 7-2 | 5-0 |
| 1980-81 | 15 | 15-0 | 9-0 | 6-0 |
| 1981-82 | 13 | 9-4 | 7-2 | 2-2 |
| 1982-83 | 15 | 11-4 | 6-3 | 5-1 |
| 1983-84 | 14 | 12-2 | 8-1 | 4-1 |
| 1984-85 | 15 | 13-2 | 8-1 | 5-1 |
| 1985-86 | 16 | 13-3 | 6-3 | 7-0 |
| 1986-87 | 16 | 10-6 | 5-4 | 5-2 |
| 1987-88 | 15 | 11-4 | 7-4 | 4-0 |
| 1988-89 | 16 | 11-5 | 7-2 | 4-3 |
| 1989-90 | 18 | 16-2 | 8-1 | 8-1 |
| 1990-91 | 16 | 15-1 | 8-1 | 7-0 |
| 1991-92 | 16 | 12-4 | 6-2 | 6-2 |
| 1992-93 | 17 | 15-2 | 6-2 | 9-0 |
| 1993-94 | 14 | 8-6 | 3-5 | 5-1 |
| 1994-95 | 16 | 9-7 | 3-5 | 6-2 |
| 1995-96 | 18 | 11-7 | 3-5 | 8-2 |
| 1996-97 | 15 | 9-6 | 3-5 | 6-1 |
| 1997-98 | 16 | 8-8 | 1-7 | 7-1 |
| 1998-99 | 16 | 12-4 | 4-4 | 8-0 |
| 1999-00 | 16 | 15-1 | 7-1 | 8-0 |
| 2000-01 | 16 | 9-7 | 1-7 | 8-0 |
| 2001-02 | 17 | 12-5 | 4-4 | 8-1 |
| TOTALS | 471 | 344-127 | 169-101 | 175-26 |
| 31 YEARS | | .730 | .626 | .871 |

1935

Record 14-1, 11-0

**Winner American Legion Bowl -
Atlantic City, N. J.**

**Southeastern Conference
Champions**

Coach Harry Rabenhorst



(Front Row) Blackie Banker, Wally Wells, Henry Young, Sparky Wade, Nolan Miller, Guy Ottwell, Milford McDonald, Mac Michael. (Back Row) Judge Bryan, Bill Leathers, Shongaloo Lindsey, Sid Adger, Texas Bo Bohannon, Red Beeson, Jack Harris, Ben Journeay, Buddy Blair.

It was a different time and a different era. But in 1935, in the days before the NCAA Tournament and the National Invitation Tournament sprung to life and created true March Madness, there was a national championship being claimed on the hardwood at LSU.

Led by the school's first All-American, Sparky Wade, and Buddy Blair, the Tigers of 10th year head coach Harry Rabenhorst pulled off a feat that many people feel is the first magic moment of LSU basketball. The Tigers, after a 13-1 regular season and a co-championship in the Southeastern Conference, went to Atlantic City and played the best team in the East, the Pittsburgh Panthers, and won.

They called Wade the "Little Giant from Jena," and he could make a basketball do almost anything. He was 5-6 and a smaller preview of what would come in the late 1960s with Pete Maravich.

In 1935, the Tigers had a very favorable schedule that saw them play only three of 14 games away from the comfort of the Gym-Armory. The road games weren't bad trips at all, even in those days. One was to Houston to face Rice and the other two were to New Orleans to face Tulane.

The only loss of the season was that game against Rice, 56-47. Wade jokingly said in later years of that game, "The Rice Gym was an old auditorium with one chandelier with twenty-five watt bulbs. You could not see your feet or the color of uniforms. Even the floor was unwaxed."

But that was the only time the Tigers stumbled. Ironically, there was no SEC Tournament that particular year so LSU and Kentucky would not meet in basketball that season. Kentucky, undefeated in the conference, had not lost to LSU in a hoops contest and wouldn't until 26 years later.

So LSU and Pittsburgh were invited to the battle for the American Legion Bowl before some 5,000 at the Atlantic City Auditorium. LSU won by four, 41-37, but that tells so little of the story.

It was April 13, 1935. Doc Carlson's Panthers were 18-5 on the season. The Tigers started out very, very slow at a time when scoring points could be easily at a premium. The Tigers trailed 18-4 and still were down by nine, 26-17, at the half.

Gradually LSU rallied back. Buddy Blair made a long shot

to give LSU a 35-33 lead. He then followed it with the next six points for the Tigers. Pittsburgh outscored LSU 17-16 in field goals, but LSU had a 9-3 advantage from the free throw line.

Blair led all scorers with 20 points, Shongaloo Lindsey added eight, Sparky Wade five, Jack Harris four and Arnold Bryan and Ben Journeay two apiece. While Wade's point total was down, his ball handling and court presence meant much to LSU's win.

The Advocate trumpeted the news the next day: "Louisiana State University, power in the Southeastern Conference, came from far behind tonight to defeat the University of Pittsburgh, Eastern Conference champion, 41-37, in their intersectional basketball game.

"The Bayou Tigers from Baton Rouge, trailing 26-17 at the half, smothered Pittsburgh in the second half with their flashy passing and scored goal after goal from the field."

"Pittsburgh used a figure-eight offense," Buddy Blair once said. "We had not seen this before and it hindered us in the first half. In the second half, we got our fast break going and just about ran them crazy."


In the days before Bob Pettit arrived on campus, Harry Rabenhorst said in 1951 that Wade was head and shoulders the best player on campus. "We've had some great boys here at LSU. We've had some great ones, but Sparky Wade was the most spectacular and most colorful. He was a showman and probably the greatest dribbler in basketball. Sparky came to delight the fans. He never came up short on that count."

"I'm not as great as they say I am," Sparky once said. "I'm just a little fellow — five-eight if I stretch — but you know, basketball is the silliest game in the world. You have 10 guys and only one basketball, and if I have the ball, who can beat me?"

In 1935, only one team could beat the Tigers and powerful Pittsburgh couldn't stop a second half onslaught that led to a special moment in LSU basketball: a chance to claim a national championship.

In 1994, the remaining living members of the team were honored and a banner lowered from the Assembly Center to forever honor the accomplishments of this great team in Tiger basketball history.

First-Team All-Americans



Malcolm "Sparky" Wade

Guard • 5-9 • Jena, La.

1935

LSU's first basketball All-American averaged 9.7 points per game in 1933 and 12.4 points per game in 1934 to lead the scoring category for the first two years of the Southeastern Conference.

He was named All-America in 1935 while leading LSU to the mythical national championship, averaging 12.7 points per game.

A native of Jena, Wade is considered the greatest dribbler and backcourt star in LSU basketball history.


Before moving to LSU, he was named to the high school All-State team three times from 1928 to 1930. He was elected MVP of the national high school championship playoffs as a senior.

Former Baton Rouge Morning Advocate sports editor Bud Montet, remembers Wade in these words:

"He could do everything with a basketball but dunk it, and make it sing. If there was an extraordinary floor-leader in the South at that time, it had to be Wade."

The three-time All-SEC selection is also a member of the Louisiana Sports Writers and Louisiana Association of Basketball Coaches Hall of Fame.

He was the "Little Giant from Jena." You can't talk LSU basketball without mention of the school's first All-American and first showman who could pass, score and dribble with the best of his and many others era.



Bobby Lowther

Forward • 6-5 • Alexandria, La.

1946

Bobby Lowther officially was recognized as a first-team All-American in 1995 after a historian of the Helms Foundation confirmed that all members of the 1946 team had been upgraded to first-team status.

Lowther is the only two-sport All-America athlete in LSU's storied sports history. In 1946, he made the Helms Foundation basketball All-America squad and was a two-event All-American in track and field, finishing second at the NCAA Championships in the javelin and fourth in the pole vault.

The 6-5, 185-pound Alexandria native was also the triple jump champion at the 1946 National AAU Championships.

In basketball, he averaged 14.7 points per game as he also earned first-team All-SEC honors.

He was voted LSU's "Best All-Around Athlete" in 1947 in a field that also included such future professional stars as Y. A. Tittle, Alvin Dark and Joe Adcock.

Lowther is a member of the Louisiana Sports Writers Association Hall of Fame.



Durand "Rudy" Macklin

Forward • 6-7 • Louisville, Ky.

1981

The recruitment of Durand "Rudy" Macklin marked the beginning of LSU's rise to the top of college basketball under Dale Brown.

In his first college game, he set a school rebounding record that no one has come close to, pulling down 32 boards in a win against Tulane.

After his magnificent LSU career he became the school's all-time leading rebounder with 1,276 rebounds (a 10.4 rebounds per game average). That figure remains on top of the school chart. He also became the second leading scorer all-time at LSU behind Pete Maravich (2,080 points, 16.9 points per game average).

Much of his success and his All-America season in 1981 was after returning from a serious knee injury that forced him to miss all but two games of the 1978-79 season.

In 1981, he was also named Southeastern Conference Player of the Year and led the Tigers to their first NCAA Final Four since 1953. He beat out a star-studded cast of players including Georgia's Dominique Wilkins, Kentucky's Sam Bowie, and other future NBA players such as Jeff Malone of Mississippi State, Dale Ellis of Tennessee, Eddie Phillips of Alabama and teammate Howard Carter.

In Macklin's four years, LSU had records of 18-9, 23-6, 26-6 and 31-5. The Tigers won one SEC title, one SEC Tournament championship, advanced to the Elite 8 and the Final Four during the Macklin days.

One writer wrote of Macklin, "Macklin's aggressiveness has never been questioned in the Southeastern Conference. If they gave an award for the hardest worker, Macklin would have been the consensus choice of his peers, who marvel at how much effort he puts into the game."



Chris Jackson

Guard • 6-1 • Gulfport, Miss.

1989, 1990

In just his freshman and sophomore years, Jackson was a two-time consensus SEC Player of the Year lighting up scoreboards across America. After scoring 48 and 53 points in the first month of his college career, he went on to become the most celebrated freshman of all time, setting an NCAA freshman scoring record, averaging 30.2 points per game.

He became just the second freshman ever to make the Associated Press first-team All-America squad and the first ever to make the U.S. Basketball Writers Association's All-America team.

He finished his short career as the seventh leading scorer in school history with 1,854 points (29.0 ppg). His records for freshman include most points in a game (55), most points in a season (965) and season average (30.2).

He won accolades throughout the country as he starred on the court while fighting an ongoing battle with Tourette's Syndrome.

Jackson was chosen to the Second Team on the Louisiana Association of Basketball Coaches All-Louisiana Team of the Century.

Of Chris Jackson, Baton Rouge State Times sports editor Sam King wrote:


"Athletes come and go.

"Many are so quickly forgotten.

"Only the great ones are remembered forever. To have seen Bob Pettit, Billy Cannon and Pete Maravich perform at their best was to commit them to memory.

"Chris Jackson now joins some very select company."

First-Team All-Americans



**LSU All-America
1953, 1954**

**First LSU Player
to Have Number
Retired 1954**

**Member of National
Basketball Hall of
Fame 1970**

**Member of NBA
50-Year Top 50, 1997**

**Member of LSWA Top
25 Louisiana Athletes of
the Century, 1999**

**Member First Team
All-Louisiana Team
of the Century, 1999**

Bob Pettit Jr.

Bob Pettit once said of himself as a youngster who would grow up to be a collegiate All-American and a force in the National Basketball Association:

"The greatest thing that ever happened to me is that when I first picked up a basketball I was terrible. If things come naturally, you might not bother to work at improving them and you can fall short of your potential."

Being terrible meant being gangly and not very good. He was tall, but he wasn't able to yet make the moves that made him a future star. He was the last man on the junior varsity his freshman year at Baton Rouge High. As a sophomore he was cut from the varsity. But because of that, he took his interest in basketball to heart and began to work hour after hour in back of his house in Baton Rouge.

As a 6-4 junior, he began to be noticed. His skills were still raw and undeveloped, but his size made him worth a second glance. He grew to 6-7 as a junior and BRHS won the state championship.

Pettit once wrote: "Teammates . . . were miles ahead of me in all-around ability, but college scouts gave me the big rush act because I was six-seven by then. Fifteen schools offered me the standard scholarship.

"I chose LSU because I doubted I could measure up to expectations on a fancier scholarship. My fears were confirmed when I reported to John Chaney, LSU's freshman team coach, who had been a pro in the NBA. My reflexes were slow. I was lost on defense. I didn't know how to drive in for a shot, or fake and pass off the pivot. Much as I dislike the expression, I've got to admit I was a goon."

LSU and NBA fans certainly don't look at Bob Pettit's career as that of a goon. Here was a three-time first-team All-SEC member who led his Tigers to a second place finish in 1952, conference titles in 1953 and 1954 and the NCAA Final Four in 1953.

He led the league in scoring all three years, with the highest averages seen to date in the league: 25.5 points in 1952, 24.9 in 1953 and 31.4 points per game in 1954. At the same time he was averaging 13.1 (1952),



13.9 (1953) and an LSU best 17.3 (1954) rebounds per game. Only Pete Maravich and Chris Jackson would break the 30-point average barrier at LSU.

Coach Cliff Wells of Tulane summed up Bob Pettit's days at LSU, "He's the best big man in college basketball today and I've seen them all." LSU Coach Harry Rabenhorst called him, "the greatest LSU player since Sparky Wade."

He was a first round draft choice in 1954 of the then Milwaukee Hawks. Pettit played his entire 11-year career with the Hawks, moving with the club to St. Louis in 1955. He wrote nearly every record in the Hawks' record book and was a four-time MVP of the annual NBA All-Star game. He led the Hawks to the 1958 NBA Championship and five NBA Finals.

In 1954, his number 50 was retired at LSU, the first number in any sport retired in Tiger Town. In 1964, he became the first NBA player to exceed the 20,000-points scored barrier. In 1970, he was elected to the Basketball Hall of Fame.

"Those were great years at LSU," Pettit once said. "They were such great years. I couldn't have asked for anything better than my four years at LSU. I received my degree in Business, played the sport I loved and made so many friends."

PETTIT'S CAREER STATISTICS

| YEAR | GMS | FGM | FGA | PCT. | FTM | FTA | PCT. | REB. | PTS. | AVG. |
|---------------|-----------|------------|-----|------|------------|------------|-------------|-------------|-------------|-------------|
| 1951-52 | 24 | 247 | 563 | .439 | 118 | 199 | .593 | 315 | 612 | 25.5 |
| 1952-53 | 21 | 193 | | | 133 | 217 | .613 | 292 | 519 | 24.7 |
| 1953-54 | 25 | 281 | 573 | .489 | 223 | 308 | .740 | 432 | 785 | 31.4 |
| TOTALS | 70 | 721 | | | 474 | 724 | .655 | 1039 | 1916 | 27.4 |

First-Team All-Americans



**LSU All-America 1968,
1969, 1970**

**National Player of the
Year 1970**

**Third LSU Player
to Have Number
Retired 1970**

**Member of NBA
50-Year Team, 1997**

**Member of LSWA Top
25 Louisiana Athletes of
the Century, 1999**

**Member, First Team
LABC All Louisiana
Team of the
Century, 1999**

**Member Sports
Magazine's Top 10
Men's College Players
of the Century, 1999**

**Member of National
Basketball Association
Hall of Fame**

Pete Maravich

Pete Maravich was billed as the one who would put Louisiana basketball on the map from the first day he joined his father Press at LSU. People weren't disappointed. His freshman year they packed the old John M. Parker Agricultural Center (known as the "Cow Palace") to watch the freshman team and then left quickly as the varsity Tigers won just three games in 1967.

By Pete's senior year, the Tigers would improve to 20-8 and wind up in New York City at the National Invitation Tournament, a fitting place for the big-city Maravich Show to close its LSU run.

To those who never saw him play live, but only watched what few games were on television or listened on radio, the Maravich story at LSU may seem larger than life. But his skills were perfected through hours and hours of repetitious drills at all hours of the day and night and in all kinds of settings.

Maravich ended up receiving the richest contract ever offered a college player at the time to sign with the Atlanta Hawks (\$1.9 million), but during his 10-year career with the Hawks, the New Orleans and Utah Jazz and the Boston Celtics, his dream of a championship wasn't fulfilled. Pete was finding that life wasn't very fulfilling either.

There were hard times when he went in search of something to make his life complete. He had money, he had fame. He didn't have real happiness. But in 1982, Pistol Pete accepted Jesus Christ.

He began enjoying life, enjoying times with his wife and children. Television executives were discovering his knowledge of the game again as a color commentator and best of all for LSU fans, a rift that grew between star and college had diminished and was forgotten.

But the Pistol's life suddenly ended on Jan. 5, 1988, just over a month after appearing at the Assembly Center for an emotional ceremony to formally present a portrait of Pete and his father to him.

Maravich's records and highlights are endless. Here are just a few:

- All-Time NCAA Career Scoring Leader with 3,667 points, an average of 44.2 points for 83 games.


- Ranks 1st, 4th and 5th for most points in a single season in NCAA history. Averaged 44.5 points in 1970, 44.2 points in 1969 and 43.8 points in 1968.
- Scored 69 points vs. Alabama, Feb. 7, 1970.
- Led LSU to the NIT Final Four in 1970, its first post-season appearance in 16 years.
- Unanimous first team All-American in 1968, 1969, 1970.
- Naismith Award winner in 1970.
- Member of the National Basketball Association Hall of Fame after 10-year career with Atlanta Hawks, New Orleans and Utah Jazz and Boston Celtics.



MARAVICH'S CAREER STATISTICS

| YEAR | G | FG | FGA | PCT. | FT | FTA | PCT. | REB. | AVG. | PF-D | AST. | PTS—AVG. |
|---------------|-----------|-------------|-------------|-------------|------------|-------------|-------------|------------|------------|--------------|------------|------------------|
| 1967-68 | 26 | 432 | 1022 | .422 | 274 | 338 | .810 | 195 | 7.5 | 85-5 | 105 | 1138-43.8 |
| 1968-69 | 26 | 433 | 976 | .444 | 282 | 378 | .746 | 169 | 6.5 | 77-2 | 128 | 1148-44.2 |
| 1969-70 | 31 | 522 | 1168 | .447 | 337 | 436 | .773 | 164 | 5.3 | 89-0 | 192 | 1381-44.5 |
| TOTALS | 83 | 1387 | 3166 | .438 | 893 | 1152 | .775 | 528 | 6.4 | 251-7 | 425 | 3667-44.2 |

Shaquille O'Neal



**LSU All-America
1991, 1992**

**National Player of the
Year, 1991**

**World Amateur Athlete
of the Year, 1991**

**SEC Athlete of the Year,
1991, 1992**

**Olympic Gold
Medalist, 1996**

**Member of NBA
50-Year Top 50, 1997**

**Member, Second Team
LABC All-Louisiana
Team of the
Century, 1999**

**Fourth LSU Player
to Have Number
Retired 2000**

**Graduated from LSU,
December 2000**

Shaquille O'Neal

Shaquille O'Neal brought LSU to new heights during his three years at LSU and the 7-1 center became a national celebrity in the days of saturation coverage of basketball by the media. But he earned his celebrity status with great play and an intimidation factor that made him the envy of coaches throughout the country. After leaving LSU in April 1992, he was the number one pick of the National Basketball Association by the Orlando Magic and signed a multi-year contract estimated at over \$40 million. In 1996, as a free agent, he signed with the Los Angeles Lakers.



Here are some of the highlights of O'Neal's career at LSU:

- Two-time consensus Southeastern Conference Player of the Year and first team All-America, 1991-1992.
- Most Valuable Player on SEC Coaches Defensive Team, 1991-1992.
- National Player of the Year as chosen by the Associated Press (Rupp Award), United Press International, L. A. Gear and Sports Illustrated, 1991.
- Winner of the Tanqueray World Amateur Athlete of the Year Award, 1991.
- Southeastern Conference Athlete of the Year, 1991-1992.
- National Player of the Year as chosen by L. A. Gear, 1992 and runnerup for the Naismith Award and the John Wooden Award, 1992.
- Set SEC record for most blocks in a season three consecutive years (115-1990, 140-1991, 157-1992).
- Set SEC record for career blocks with 412.
- Blocked five or more shots in a game 45 times in 90 career games.
- Set SEC single game record with 12 blocks against Loyola Marymount in Feb., 1990.
- Blocked 11 shots against Brigham Young in the first round of the NCAA Tournament, setting a tournament standard for a single game, 1992.
- Averaged a national sophomore record 5.0 blocked shots a game, 1991.
- National leader in blocked shots (5.2 average), 1992.
- National leader in rebounding (14.7 average), 1991.

- Second nationally in rebounding (14.0 average), 1992.
- First player to lead the Southeastern Conference in scoring, rebounding, field goal percentage and blocked shots in the same season, 1991.
- Led SEC in rebounding, field goal percentage, blocked shots and second in scoring, 1992.
- First player to lead the SEC in rebounding three straight seasons since Charles Barkley of Auburn, 1982-84.
- Finished with 1,217 rebounds, seventh all-time in the Southeastern Conference, second all-time at LSU.
- Finished with 1,941 points, fourth all-time at LSU behind only Pete Maravich (3,667-1967-70), Durand Macklin (2,080-1976-78; 79-81) and Howard Carter (1,942-1979-83).
- Career field goal percentage of 61.0 percent is second all-time at LSU and in the SEC (minimum 1,000 attempts).
- Had six career triple-doubles (points, rebounds and blocks in same game).
- Had 73 double-point, double-rebound games in his career.
- Was the third LSU player (Pete Maravich and Chris Jackson the others) to have at least two 700-plus point seasons at LSU.
- Was the first LSU player to record back-to-back 400-plus rebound seasons.
- NBA All-Star and Rookie of the Year, 1993.

O'NEAL'S CAREER STATISTICS

| YEAR | G/GS | FG/FGA | PCT | FT/FTA | PCT | PTS | AVG | REB | AVG | PF/D | AST | TO | BLK | STL |
|---------------|--------------|-----------------|-------------|----------------|-------------|-------------|-------------|-------------|-------------|---------------|------------|------------|------------|------------|
| 1989-90 | 32/28 | 180/314 | .573 | 85/153 | .556 | 445 | 13.9 | 385 | 12.0 | 122/9 | 61 | 93 | 115 | 38 |
| 1990-91 | 28/28 | 312/497 | .628 | 150/235 | .638 | 774 | 27.6 | 411 | 14.7 | 79/1 | 45 | 99 | 140 | 41 |
| 1991-92 | 30/30 | 294/478 | .615 | 134/254 | .528 | 722 | 24.1 | 421 | 14.0 | 86/5 | 46 | 103 | 157 | 29 |
| TOTALS | 90/86 | 786/1289 | .610 | 369/642 | .575 | 1941 | 21.6 | 1217 | 13.5 | 287/15 | 152 | 295 | 412 | 108 |



**LSU Head
Basketball Coach
1932-41; 1945-57**

**29 years
Record: 340-264**

**1935 National
Championship**

1953 NCAA Final Four

**1935, 1953, 1954 SEC
Championships**

**LSU Head
Baseball Coach
1925-42; 1946-56**

**27 years
Record: 220-226-3**

**1939; 1946 SEC
Championships**

**Assistant Football Coach,
LSU: 1925-42**

**Assistant Athletic Director,
LSU: 1947-67**

**Acting Athletic Director,
LSU: 1968**

**Member, Helms Athletic
Foundation Hall of Fame**

**Member, La. Sports writers
Assoc. Hall of Fame**

Harry Rabenhorst

Before there was Dale Brown, there was Harry Rabenhorst. In an era when college basketball wasn't big news and when cable didn't send hundreds of game all across the country, Rabenhorst laid the foundation for others like Jay McCreary, Press Maravich, Dale Brown and John Brady to follow.

Like Maravich with Pete, like Dale with Rudy, Chris and Shaq, Rabenhorst coached two of the legends of the game: Sparky Wade and Bob Pettit. Like Brown, he took his team to a Final Four in the days before anyone realized what a major event the NCAA Tournament was. But unlike any other LSU coach, Rabenhorst laid claim to a national championship, mythical though it may have been. It was a year to remember for Rabenhorst, but it was a long way from the end of his career.

The Baton Rouge native, however, came to LSU holding a record of a much different kind. He was a star athlete at Wake Forest in the years following World War I and holds the world record for the single longest punt of 110 yards.

After serving in the U.S. Army in World War I, Rabenhorst began his career in coaching in 1921 at Greensboro High School in Greensboro, N.C. After that, he moved to New Mexico Military Academy where he coached for three seasons before moving

back to Baton Rouge and the start of a long and dedicated lifetime of service to LSU.

In any capacity he served, he showed the same gracious understanding of the individual and devotion to duty that have set him apart from the ordinary.

He was a walking encyclopedia of LSU athletics and could recall in a moment the big game, the big play and the individual star of almost every athletic success enjoyed by the Tigers during his tenure.

Few men alive in college athletics numbered among their close personal friends the great and near great personalities who dominated the athletic scene for much of the first 60 years of this century. His list of associates reads like a "Who's Who" of American Collegiate Athletics, names that capture the imagination of sports fans and historians everywhere -- Knute Rockne, Amos Alonzo Stagg, Pop Warner, Fielding Yost, Wallace Wade, Adolph Rupp -- and many more.

Rabenhorst's career at LSU meant more than victories and championships. A popular and respected coach and administrator, he brought LSU distinction with his long and brilliant service and developed athletes who became outstanding students, and later outstanding citizens.

Harry Rabenhorst was a competitor. He was also a gentleman. He proved that you can be both and be successful.

When Coach Rabenhorst passed away in March, 1972, at the age of 73, then athletic director Carl Maddox said, "Coach Raby was revered and respected nationally by the many who came to know him in the world of intercollegiate athletics -- but more significant is the esteem and the love he earned from the men who played for him."

"I always enjoyed competing with him," said Adolph Rupp. "He was a great credit to the game. He developed some of LSU's outstanding players and teams."

Coach Raby was a man for all seasons and still to this day remains one of the league's all-time winningest basketball coaches. Those who played for him, loved him. Those who knew him, respected him. There's not much better can be said.



Dale Brown



**LSU Head
Basketball Coach
1972-97**

**25 years
Record: 448-301**

**1981, 1986
Final Four**

**1979, 1981, 1986, 1991
SEC Championships**

**1980
SEC Tournament
Championship**

**1973, 1979, 1981, 1989
SEC Coach of the Year**

**1981
National Coach
of the Year**

**Member, La. Sports Writers
Association Hall of Fame**

*"...one of the true
statesmen of
college basketball."*

- Temple' coach John Chaney

Dale Brown


When he arrived from Washington State via Minot, N. D., there weren't that many basketball fans in the state of Louisiana who knew who Dale Brown was. When he retired after the 1996-97 season, you would have been hard pressed to find a college basketball fan in the country who didn't have some inkling about who Dale Brown was and what he stood for.

When Brown arrived in Baton Rouge in March, 1972, he arrived with a dream that was perceived by many who knew the LSU basketball program as impossible. The dream was to make basketball important in football-crazy Tiger country. When Brown was introduced as the Tiger coach, LSU fans were still remembering the Pete Maravich era. Final Fours? Rudy Macklin? Chris Jackson? Shaq? All a dream. In those year, fans had to be convinced to come to the new arena known as the LSU Assembly Center.

Brown traveled from one end of the state to the other telling all who would listen about the future of LSU basketball. Some thought him foolish. Others questioned his statements. But none who saw or heard him criticized his effort and his tireless energy.

His first LSU team shocked the basketball world by knocking off third-ranked Memphis State in Brown's home opener in December, 1972. The Hustlers, as they were dubbed, gave the competition fits all season long. They won 14 games, finished 9-9 in the SEC and drew praise from all around the country for their determination. For his achievements with a team picked last in the league, Brown was named SEC Coach of the Year, the first of four such honors he would receive.

Starting with the 1976-77 season, the Tigers increased their victory total ever year for the next six seasons. The streak was highlighted by a 31-5 record in 1980-81 (the most wins in a season in LSU history) and the first



of Brown's two trips to the Final Four. For his success that season Brown was honored as the 1981 National Coach of the Year.

Even more impressive was his second trip to the Final Four in 1985-86 when his Tigers were the lowest seeded team ever to make it to the Final Four after knocking off teams seeded first, second and third in the region (the only team ever to accomplish that feat on the road to the Final Four).

The Tigers won four SEC titles under Brown and only Adolph Rupp and Joe B. Hall at Kentucky won more SEC titles. His 448-301 record with 238 wins in regular season SEC play, put him second behind only Rupp in wins in the league. He was only the third SEC coach to coach 25 years as a head coach in the league.

Brown was part of 38.5 percent of LSU's 1,164 total victories in the first 89 seasons of basketball. Also, no coach in LSU history coached more consecutive games -- 749.

In 1990, Brown was the winning coach, capturing the Gold Medal for the South in the Olympic Festival in Minneapolis.

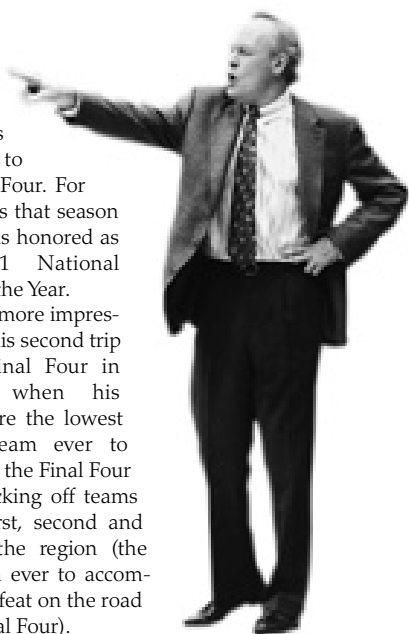
Brown was born in 1935 in Minot, a small railroad town in the northwest corner of North Dakota. In high school, he was the leading scorer in both football and basketball at St. Leo's of Minot. As a senior, he was the state scoring leader in basketball with a state record scoring average. He also set a school record in the 440-yard dash.

Brown earned 12 letters in basketball, football and track at Minot State University, making him the school's only athlete to achieve that goal.

John Chaney of Temple called Brown, "...one of the true statesmen of college basketball. His contributions to the game and society have impacted many. He is an outstanding coach and an outstanding person."

Legendary coach John Wooden of UCLA said: "I will always remember Dale for his enthusiasm. There are those who say he is a put-on -- they just can't believe that he can be what he professes. But I never questioned that. He amazed me because there is a lot more depth to the man. He was much more than a basketball coach."

No doubt about it.



AII-SEC

1933-34

| | |
|----------------|-------------------|
| Sparky Wade, G | Dillon's 1st Team |
| Buddy Blair, F | Dillon's 1st Team |

1934-35

| | |
|----------------|-------------------------|
| Sparky Wade, G | AP 1st Team |
| Buddy Blair, F | AP Honorable Mention |

1949-50

| | |
|---------------|-------------|
| Bob Meador, G | AP 3rd Team |
|---------------|-------------|

1950-51

| | |
|-------------|-------------|
| Joe Dean, G | AP 2nd Team |
|-------------|-------------|

1951-52

| | |
|---------------|-------------|
| Joe Dean, G | AP 1st Team |
| Bob Pettit, C | AP 1st Team |

1952-53

| | |
|------------------|-------------|
| Bob Pettit, C | AP 1st Team |
| Benny McArdle, G | AP 2nd Team |

1953-54

| | |
|------------------|-------------|
| Bob Pettit, C | AP 1st Team |
| Benny McArdle, G | AP 3rd Team |

1955-56

| | |
|-----------------|---------------------------------|
| Roger Sigler, G | AP 1st Team Coaches 2nd Team |
| Jim Ashmore, G | AP 1st Team Coaches 1st Team |

1956-57

| | |
|-----------------|-------------|
| Roger Sigler, G | AP 3rd Team |
|-----------------|-------------|

1960-61

| | |
|------------------|------------------------|
| George Nattin, G | AP 1st Team Coaches |
|------------------|------------------------|

1961-62

| | |
|-------------------|-------------|
| Maury Drummond, F | AP 3rd Team |
| George Nattin, G | AP 3rd Team |

1962-63

| | |
|-----------------|------------------------|
| Ellis Cooper, G | AP 2nd Team Coaches |
|-----------------|------------------------|

1963-64

| | |
|---------------|------------------------|
| Dick Maile, F | AP 1st Team Coaches |
|---------------|------------------------|

1964-65

| | |
|---------------|--|
| Dick Maile, F | AP 1st Team UPI 1st Team Coaches |
|---------------|--|

1967-68

| | |
|------------------|--|
| Pete Maravich, G | AP 1st Team UPI 1st Team Coaches |
|------------------|--|

1968-69

| | |
|------------------|-----------------------------|
| Pete Maravich, G | AP 1st Team UPI 1st Team |
|------------------|-----------------------------|

1969-70

| | |
|------------------|-----------------------------|
| Pete Maravich, G | AP 1st Team UPI 1st Team |
| Al Sanders, C | AP 3rd Team |
| Danny Hester, F | AP 3rd Team |

1970-71

| | |
|-----------------|--|
| Al Sanders, C | AP 1st Team UPI 1st Team Coaches |
| Bill Newton, F | UPI 2nd Team AP 3rd Team |
| Nelson Isley, G | UPI 3rd Team |

1971-72

| | |
|----------------|--|
| Al Sanders, C | AP 2nd Team UPI 2nd Team Coaches |
| Bill Newton, F | AP 3rd Team UPI 3rd Team |

1972-73

| | |
|---------------------|--|
| Eddie Palubinkas, G | AP 2nd Team UPI 2nd Team Coaches |
|---------------------|--|

1973-74

| | |
|---------------------|--|
| Glenn Hansen, F | AP 2nd Team UPI 2nd Team Coaches |
| Eddie Palubinkas, G | UPI 2nd Team AP 3rd Team |
| Collis Temple, C | UPI 3rd Team |

1974-75

| | |
|-----------------|--|
| Glenn Hansen, F | AP 2nd Team UPI 2nd Team Coaches |
|-----------------|--|

1975-76

| | |
|----------------|--|
| Kenny Higgs, G | AP 2nd Team UPI 2nd Team Coaches |
|----------------|--|

1976-77

| | |
|-------------------|--|
| Kenny Higgs, G | AP 2nd Team UPI 2nd Team Coaches |
| Durand Macklin, F | AP 3rd Team UPI 3rd Team |

1977-78

| | |
|-------------------|--|
| Durand Macklin, F | AP 1st Team UPI 1st Team Coaches |
| Kenny Higgs, G | UPI 2nd Team |
| DeWayne Scales, F | AP 3rd Team |

AII-SEC

1978-79

| | |
|-------------------|--|
| DeWayne Scales, F | AP 1st Team UPI 1st Team Coaches |
| Al Green, G | AP 1st Team UPI 2nd Team Coaches |
| Lionel Green, C | AP 3rd Team UPI 3rd Team |

1979-80

| | |
|-------------------|---|
| Durand Macklin, F | AP 1st Team UPI 1st Team Coaches |
| DeWayne Scales, F | AP 2nd Team UPI 2nd Team, Coaches |
| Ethan Martin, G | AP 2nd Team UPI 2nd Team Coaches |

1980-81

| | |
|-------------------|--|
| Durand Macklin, F | AP 1st Team UPI 1st Team Coaches |
| Ethan Martin, G | AP 1st Team UPI 1st Team Coaches |
| Howard Carter, G | AP 2nd Team UPI 2nd Team |

1981-82

| | |
|---------------------|--|
| Howard Carter, G | AP 1st Team UPI 1st Team Coaches |
| Leonard Mitchell, F | AP 2nd Team UPI 3rd Team Coaches |

1982-83

| | |
|---------------------|--|
| Howard Carter, G | AP 2nd Team UPI 2nd Team Coaches |
| Leonard Mitchell, F | AP 3rd Team UPI 3rd Team |

1983-84

| | |
|-------------------|--|
| Jerry Reynolds, F | AP 2nd Team UPI 3rd Team Coaches |
| Derrick Taylor, G | UPI 3rd Team |

1984-85

| | |
|-------------------|--|
| Nikita Wilson, F | AP 2nd Team UPI 3rd Team Coaches |
| John Williams, C | AP 3rd Team |
| Jerry Reynolds, F | AP 3rd Team UPI 3rd Team |

1985-86

| | |
|-------------------|--|
| John Williams, F | AP 1st Team UPI 1st Team Coaches |
| Derrick Taylor, G | AP 3rd Team |

1986-87

| | |
|-------------------|-----------------------------|
| Nikita Wilson, C | AP 3rd Team UPI 3rd Team |
| Anthony Wilson, G | UPI 3rd Team |

1987-88

| | |
|------------------|--|
| Ricky Blanton, F | AP 2nd Team UPI 3rd Team Coaches |
| Jose Vargas, C | UPI 2nd Team AP 3rd Team |

1988-89

| | |
|------------------|--|
| Ricky Blanton, F | AP 1st Team UPI 2nd Team Coaches |
| Chris Jackson, G | AP 1st Team UPI 1st Team Coaches |

1989-90

| | |
|-----------------------|--|
| Chris Jackson, G | AP 1st Team UPI 1st Team Coaches |
| Shaquille O'Neal, C | AP 1st Team UPI 1st Team Coaches |
| Stanley Roberts, F | AP 3rd Team |
| Maurice Williamson, G | UPI 3rd Team |

1990-91

| | |
|---------------------|--|
| Shaquille O'Neal, C | AP 1st Team UPI 1st Team Coaches |
| Vernel Singleton, F | AP 3rd team UPI 3rd team Coaches |
| Shawn Griggs, G | UPI 2nd team |

1991-92

| | |
|---------------------|------------------------|
| Shaquille O'Neal, C | AP 1st Team Coaches |
| Vernel Singleton, F | AP 3rd Team |

1992-93

| | |
|--------------------|------------------------|
| Geert Hammink, C | AP 1st Team Coaches |
| Jamie Brandon, G-F | Coaches 2nd Team |

1993-94

| | |
|--------------------|------------------------------------|
| Jamie Brandon, G-F | Coaches 2nd Team AP 3rd Team |
|--------------------|------------------------------------|

1994-95

Ronnie Henderson, G Coaches
AP 2nd Team

1995-96

Ronnie Henderson, G Coaches
AP 1st Team

1996-97

Dwayne Spencer, F Coaches 2nd Team
AP 2nd Team

1998-99

Carter, Maurice, G Coaches 3rd Team
AP 3rd Team
Smith, Jabari, C AP 3rd Team

1999-00

Bright, Torris, G AP 3rd Team
Smith, Jabari, C Coaches 2nd Team
Swift, Stromile, F AP Co-Player of the year
Coaches 1st team
AP 1st Team

2000-01

Dupree, Ronald, F AP 2nd Team
Coaches 3rd Team

2001-02

Dupree, Ronald, G/F AP 2nd Team
Coaches 2nd Team

ALL-SEC TOURNAMENT TEAMS

(Note: unless indicated above, SEC Tournament Team also served as All-SEC team from 1933-1948).

1933

Sparky Wade, G First Team
Buddy Blair, F Second Team
Jack Harris, F Second Team

1936

Arnold Bryan, F Second Team

1938

Conley Hathorn, G First Team

1939

Paul Brotherton, G Second Team

1943

Frank Brian, F First Team
John Chaney, C Second Team

1944

Whitey Hoskins, G Second Team

1946

Bobby Lowther, F First Team
Joe Bill Adcock, C Second Team
Billy Walters, G Second Team

1947

Frank Brian, F Second Team

1949

Gene Murphy, G Second Team

1950

Joe Dean, G First Team

1951

Joe Dean, G First Team

1952

Joe Dean, F First Team
Bob Pettit, C First Team

1980

DeWayne Scales, F First Team (MVP)
Durand Macklin, F First Team

1981

Howard Carter, F First Team

1986

John Williams, F First Team (MVP)

1987

Nikita Wilson, C First Team
Anthony Wilson, G First Team

1988

Ricky Blanton, F First Team

1993

Geert Hammink, C First Team
Jamie Brandon, G-F First Team

2002

Antonio Hudson, G First Team

LSU ACADEMIC ALL-SEC

1961-62

George Nattin, G First Team
Ellis Cooper, G Second Team

1962-63

Ellis Cooper, G First Team

1964-65

Tommy Thigpen, C Honorable Mention

1965-66

Kenny Drost, G First Team
Scott Bowling, G Honorable Mention

1966-67

Kenny Drost, G Second Team

1969-70

Danny Hester, F Second Team

1972-73

Bill Whittle, F First Team
Collis Temple, F First Team
Wade Evans, G Second Team
Ed LeBlanc, F Honorable Mention

1981-82

John Tudor, G-F First Team

1982-83

John Tudor, G First Team

1983-84

John Tudor, G First Team

1985-86

Zoran Jovanovich, C First Team

1988-89

Kyle McKenzie, G First Team

1991-92

Justin Anderson, G First Team
T. J. Pugh, G First Team

1995-96

David Bosley, G First Team

1997-98

Jack Warner, G First Team

1998-99

Brian Beshara, F First Team
Jack Warner, G First Team

1999-00

Brian Beshara, F First Team
Collis Temple III, G First Team
Jeremy Comeaux First Team
Jack Warner, G First Team

2000-01

Brian Beshara, F First Team
Collis Temple III, G First Team
Brian Green, G First Team
Jack Warner, G First Team

2001-02

Brian Green, G First Team
Collis Temple III, G First Team

SEC GOOD WORKS TEAM

1998-99 Collis Temple III
1999-00 Jermaine Williams
2000-01 Collis Temple III
2001-02 Collis Temple III

Hall of Fame

Louisiana Sports Hall of Fame

To be a member of the Louisiana Sports Writers Hall of Fame is one of the greatest honors that could be bestowed on an athlete from this state or who has performed a portion of his career in this state. Each year's class continues to add to the prestige of the growing list of Hall of Fame inductees. The Hall of Fame is located at Northwestern State University in Natchitoches at the Prather Coliseum.

A total of ten men and women who participated in the LSU basketball program either as players or coaches have been inducted in the Hall of Fame, the latest being former LSU basketball player and athletic director Joe Dean, who was inducted into the Hall of Fame in June 2001.

The ten LSWA Hall of Famers with their years of participation in LSU basketball in parenthesis:

- Buddy Blair** -- (F, 1933-35, member 1935 national champions), inducted 1981
- Frank Brian** -- (F, 1942-43; 1945-47, All-SEC 1943, 1946, two-time NBA All-Star), inducted in 1986
- Dale Brown** -- (Coach, 1972-96, 1981, 1986 NCAA Final Four; 1979, 1981, 1985, 1991 SEC Championships, all-time winningest coach at LSU, 448 wins), inducted in 1999
- Joe Dean** -- (F, 1949-52; TV Commentator, LSU Athletic Director, 1987-2000), inducted in 2001
- Bobby Lowther** -- (F, 1942-43; 1945-48, All-SEC 1946, All-American in 1946 in both basketball and track and field), inducted in 1995
- Pete Maravich** -- (G, 1967-70, three-time All-American, Division I all-time scorer), inducted in 1984
- Bob Pettit** -- (C, 1951-54, two-time All-American, 1953 Final Four member, 10-time NBA All-Star), inducted in 1973
- Harry Rabenhorst** -- (Coach, 1925-42, '45-57, 1935 national championships, 1953 Final Four), inducted in 1970
- Malcolm "Sparky" Wade** -- (G, 1932-35, member 1935 national champions, first LSU All-American), inducted 1962
- Joyce Walker** -- (G, 1981-84, three-time Kodak All-American), inducted in 1997



The members of the 1999 Louisiana Sports Hall of Fame induction class: Joe Profit (Northeast Louisiana, Atlanta Falcons); Ricky Jackson (New Orleans Saints); Dave Dixon (Entrepreneur); Pat Studstill (NFL); Coach Dale Brown (LSU); James Harris (Grambling State, NFL); Billy Allgood (Louisiana College).

Louisiana Assoc. of Basketball Coaches

Formed in 1974, the LABC represents the colleges and universities of the state in an effort to promote basketball on all levels in Louisiana. The group celebrated its 25th anniversary in 1999 with its announcement of its Team of the Century as chosen by the head coaches of men's basketball in the state and a panel of the state's sports media.

LABC All-Louisiana Team of the Century

FIRST TEAM

Pete Maravich, LSU -- 1967-70 (Player of the Century)

Bob Pettit, LSU -- 1951-54

Robert Parish, Centenary -- 1972-76

Dwight "Bo" Lamar, USL -- 1969-73

Karl Malone, Louisiana Tech -- 1982-85

SECOND TEAM

Shaquille O'Neal, LSU -- 1989-92

Joe Dumars, McNeese State -- 1981-85

Mahmoud Abdul-Rauf (Chris Jackson), LSU -- 1988-90

Willie Reed, Grambling State -- 1960-64

Calvin Natt, Northeast Louisiana -- 1975-79

THIRD TEAM

Bob Hopkins, Grambling State -- 1952-56

Andrew Toney, USL -- 1976-80

Mike Green, Louisiana Tech -- 1969-73

Bob Love, Southern -- 1961-65

Jackie Moreland, Louisiana Tech -- 1957-60

HONORABLE MENTION

LSU Players -- Durand Macklin, 1976-81; Sparky Wade, 1932-35; Joe Dean, 1949-52; Howard Carter, 1979-83.

LABC Hall of Fame

Mahmoud Abdul-Rauf -- (G, 1988-90, played as Chris Jackson, NCAA all-time leading freshman scorer, All-American, 1989-90) -- inducted in 1998.

Frank Brian -- (F, 1942-43; 45-47, All-SEC 1943, 1946, two-time NBA All-Star), inducted in 1987.

Howard Carter -- (G, 1979-83, member 1981 Final Four team), inducted 1994

Joe Dean -- (F, 1949-52), LSU Athletic Director, inducted 1985

Durand "Rudy" Macklin -- (F, 1976-78; 1979-81, member 1981 Final Four team, school's all-time leading rebounder), inducted 1987.

Pete Maravich -- (G, 1967-70, three-time All-American, Division I all-time scorer), inducted in 1977.

Leonard Mitchell -- (F, 1981-84, Member 1981 Final Four Team), inducted 2000

Shaquille O'Neal -- (C, 1989-92, two-time All-American, National Player of the Year, 1991), inducted 1998.

Bob Pettit -- (C, 1951-54, two-time All-American, 1953 Final Four member, 10-time NBA All-Star), inducted in 1976, charter inductee

Harry Rabenhorst -- (Coach, 1925-42, '45-57, 1935 national champions, 1953 Final Four), inducted in 1979.

Hall of Fame

Don Redden -- (F, 1982-86, member 1986 Final Four team), inducted 1993
Roger Sigler -- (F, 1953-57, All-SEC 1956, '57), inducted 1999
Collis Temple, Jr. -- (F, 1971-74), inducted 1995
Malcolm "Sparky" Wade -- (G, 1932-35, member 1935 national champions, first LSU All-American), inducted 1977

LABC Mr. Basketball Award

Given annually by the LABC to someone who has made a significant contribution to basketball in the state of Louisiana.

Joe Dean -- inaugural recipient in 1975
Bob Pettit -- recipient in 1976
Dale Brown -- recipient in 1988
Shaquille O'Neal -- recipient in 2000, L.A. Lakers

LABC Don Landry Award

Named in honor of the founder and first president of the LABC, given to someone who has rendered distinguished service and made a significant contribution to the LABC.

Dale Brown -- inaugural recipient in 1998.

LABC Bob Pettit Award

Given to the professional player of the year from Louisiana.
Shaquille O'Neal -- recipient in 1994, 1995, Orlando Magic
Shaquille O'Neal -- recipient in 2000, 2001, 2002 L.A. Lakers

LABC Tommy Joe Eagles Memorial Award

Given to the college coach of the year in Louisiana
Dale Brown -- recipient in 1979, 1981, 1986, 1987
John Brady -- recipient in 2000

LABC Pete Maravich Memorial Award

Given to the college player of the year in Louisiana
Durand "Rudy" Macklin -- recipient 1981
Don Redden -- recipient 1986
Nikita Wilson -- recipient 1987
Chris Jackson -- recipient 1989, 1990
Shaquille O'Neal -- recipient 1991, 1992
Stromile Swift -- recipient 2000

James J. Corbett Memorial Award

Presented annual by the New Orleans Mid-Winter Sports Association to Louisiana's most outstanding athlete.
Pete Maravich -- honored in 1970
Chris Jackson -- honored in 1990
Shaquille O'Neal -- honored in 1992, 1993

Coach Brown speaks at the 1999 LSWA Hall of Fame press conference.

LSU Athletic Hall of Fame

Listing includes just the basketball members of the Hall of Fame.

Malcolm "Sparky" Wade -- Inducted in 1937
Joe Dean -- Inducted in 1953
Bob Pettit -- Inducted in 1954
Joe Bill Adcock -- Inducted in 1978
Bobby Lowther -- Inducted in 1978
Durand "Rudy" Macklin -- Inducted in 1990

LSU Team of the Brown Era


During the final year of Dale Brown's 25-year coaching career, fans were asked to vote for their favorite players in the 1970s, 1980s and 1990s. Of the 30-players selected, a panel of local and regional media along with past and present LSU administrators associated with the basketball program selected an all-time team by position encompassing Brown's 25-year tenure (1972-97):

FIRST TEAM

Center -- **Shaquille O'Neal** -- Lettered 1989-92; 1991, 1992 All-American
Forward -- **Durand "Rudy" Macklin** -- Lettered 1976-78; 1979-81; 1981 NCAA Final Four, 1981 All-American
Forward -- **Ricky Blanton** -- Lettered 1984-86; 1987-89; Member 1986 NCAA Final Four team.
Guard -- **Ethan Martin** -- Lettered 1977-81; Member of 1981 Final Four team; Second all-time in career assists.
Guard -- **Chris Jackson** -- Lettered 1988-90; 1989-90 All-American

SECOND TEAM

Center -- **Greg Cook** -- Lettered 1976-77; 1978-81; Member 1981 NCAA Final Four team.
Forward -- **Leonard Mitchell** -- Lettered 1980-84; Member 1981 NCAA Final Four team.
Forward -- **Don Redden** -- Lettered 1982-86; Member 1986 NCAA Final Four team.
Forward/Guard -- **Howard Carter** -- Lettered 1979-83; Third-leading scorer in school history.
Guard -- **Kenny Higgs** -- Lettered 1974-78; School's all-time leader in single game, season and career assists.
Guard -- **Derrick Taylor** -- Lettered 1981-82; 1983-86; Member 1986 NCAA Final Four team.



LSU by the Numbers

Tigers and their uniform numbers from the 1969-70 season through the 2001-02 season:

00

Brian Green, 2000-01
Omar Seli-Mance, 1999
Hernan Montenegro, 1988

2

Brian Beshara, 2000-01

3

Torris Bright, 2000-01-02
Jaamal Wolfe, 1999
Reggie Tucker, 1998
Doug Annison, 1993-94

4

JueMichael Young, 2002
Stromile Swift, 1999-00
Gene Nabors, 1996-97
Jamie Brandon, 1992-93-94
Fess Irwin, 1987-88

5

Robert Royal, 2001
Jamal Harrison, 2001
DeJuan Collins, 1998
Lester Earl, 1997
Landers Nolley, 1995-96
Andre Owens, 1993-94
Justin Anderson, 1992

10

Charlie Thompson, 2001-02
Rhodaria Caston, 1998
David Bosley, 1994-95-96-97
Maurice Williamson, 1990-92-93
Parker Griffith, 1987-88
Derrick Taylor, 1982-84-85-86
Willie Sims, 1978-79-80-81
Bob Miller, 1976-77
Eddie Palubinskas, 1973-74

11

Brandon Landry, 1999-00-01
Djole Palfi, 1995
Mike Hansen, 1991-92-93
Anthony Wilson, 1984-85-86-87
Drexal Allen, 1982
Mark Alcorn, 1980-81
Al Green, 1979

12

Ronald Dupree, 2000-01-02
Darryl Cooper, 1999
Sean Gipson, 1993-94
John Picou, 1991-92
Lester Scott, 1989
Darryl Joe, 1987-88
Johnny Jones, 1981-82-83-84

13

Pete Bozek, 2001-02
Dennis Tracey, 1990
Todd Kinchen, 1988

14

Quenton Thomas, 1996
Kyle McKenzie, 1988-89
Donald Green, 1983
Matt England, 1981-82

15

Jeremy Comeaux, 1998
Deuce Ford, 1996
Ocie Conley, 1985-86
Joe Johnson, 1984
Ray Borner, 1982

20

Leroy Womack, 1997-98
Ronnie Henderson, 1994-95-96
T. J. Pugh, 1991-92
Jason Cormier, 1989
Neboisha Bukumirovich, 1988
John Tudor, 1981-82-83-84
Jordy Hultberg, 1977-78-79-80
Donald Newman, 1976
Randy Herring, 1974-75
Jim Knudsen, 1972
Tommy Henner, 1970

21

Jermaine Williams, 2000-01-02
Brian Beshara, 1999
Randy Livingston, 1995-96
Linear Burns, 1991-93-94
Lyle Mouton, 1988-89
Dennis Brown, 1984-85-87
Ethan Martin, 1978-79-80-81
Doug Saylor, 1975-76-77

22

Xavier Whipple, 2002
Maurice Carter, 1996-97-98-99
Clarence Ceasar, 1992-93-94-95
Shawn Griggs, 1991
Russell Grant, 1988-89
Greg Perkins, 1983
J. Brian Bergeron, 1979-80-81
Kenny Higgs, 1975-76-77-78
Wade Evans, 1973-74

23

Pete Maravich, 1970
Retired for Pete Maravich at conclusion of his career

24

Terrence Simmons, 1997
Paul Johnson, 1993
Vernel Singleton, 1989-90-91-92
John Williams, 1985-86
Leonard Mitchell, 1981-82-83-84
Len Breda, 1977-78
Brent Boyd, 1976
Dennis Wolff, 1974-75
Jeff Taylor, 1972-73
Gary Simpson, 1971
Richard Hickman, 1970

25

Ross Chouest, 2002
Louis Earl, 1997-98
Brandon Titus, 1993-94
Paul Marshall, 1992
Danny Moscovitz, 1991
Chris Carrier, 1986
Joe Costello, 1979-80-81-82
Randy Coppens, 1975-76-77
Dawn Tonkovich, 1972-73-74
John Brantley, 1971
John Carr, 1970

30

Chico Potts, 1998
 Stephen Ussery, 1989
 Bernard Woodside, 1986-87-88
 Theron Cojoe, 1983-84
 Brian Kistler, 1981-82
 Frank Lifetree, 1977-78
 Michael Brown, 1976
 John Enguist, 1973-74
 Tommy Hess, 1970-71-72

31

Jermaine Williams, 1999
 Oliver Brown, 1984-85-86-87
 DeWayne Scales, 1978-79-80
 Mark Smyth, 1977
 Al"Little Apple"Sanders,1970-71-72

32

Willie Anderson, 1998-99
 Nick Shepherd, 1996-97
 Harold Boudreaux, 1990-91-92
 Paulo Simoes,1987-88
 Damon Vance, 1984-85
 Howard Carter, 1980-81-82-83
 Ernest Brown, 1979
 Gary Huffman, 1975-76
 Mickey Heard, 1974

33

Marqus LeDoux, 1999
 Glover Jackson, 1994
 Shaquille O'Neal, 1990-91-92
 Ricky Blanton, 1985-86-88-89
 Steffond Johnson, 1982-83-84
 Walter Campbell, 1978-79
 John Breathwit, 1976-77
 Mike Darnall, 1974-75
 Steve Chidley, 1972
 Jere Shockey, 1971
 Jeff Tibet, 1970
 Note: Shaquille O'Neal's number retired in Dec. 2000

34

Cedric Carter, 1998-99
 Alonzo Johnson, 1995
 Randy Duvall, 1990
 Tyrone Black, 1980-81-82-83
 John Shaper, 1971-72
 Kent Johnson, 1970

35

Rogers Washington, 1996-97-98
 David Mascia, 1993
 Chris Jackson, 1989-90
 Jerry Reynolds, 1983-84-85
 Lionel Green, 1976-77-78-79
 Glenn Hansen, 1974-75
 Bill Whittle,1971-72-73
 Danny Hester, 1970

40

Durand "Rudy" Macklin,1977-78-79-80-81
 Paul Kates, 1976
 Carl Siener, 1972-73-74
 Bob Lang, 1970

41

Collis Temple III, 2000-01-02
 Dwayne Spencer, 1996-97
 Richard Krajewski, 1989-90-91
 Nikita Wilson, 1984-85-86-87
 Rick Mattick, 1977-78-79-80
 Collis Temple, Jr.,1972-73-74
 Nelson Isley, 1971

42

Antonio Hudson, 2002
 Bob Hall, 1997
 Ben McDonald, 1987-88
 Edwin Wilson, 1986
 Duane DeArmond, 1977-78-79-80
 Willie High, 1976
 Marty Allman, 1971-72-73

43

Lamont Roland, 2000-01
 Misha Mutavdzic, 1995-96
 Geert Hammink, 1989-91-92-93
 Jose Vargas, 1985-86-87-88
 Greg Cook, 1978-79-80-81
 Frank LeFevre,1975
 Ralph Loe, 1973
 Bill Newton, 1970-71-72

44

Thomas Davis, 2002
 Jason Wilson,2001
 Adam Walton, 1995-96-97
 Kirk Goehring, 1993
 Wayne Sims, 1988-89-90-91
 Don Redden,1983-84-85
 Andy Campbell, 1978-79-80-81
 Scott Spencer, 1977
 Ed LeBlanc, 1973-74-75-76

45

Jack Warner, 1997-98-99-00-01
 Roman Rubchenko, 1993-94-95-96
 Zoran Jovanovich, 1985-86
 Rick Stanfel, 1983
 Gus Rudolph, 1979-80
 Floyd Bailey, 1975-76-77-78
 John Brantley, 1972

50

Retired for Bob Pettit, 1954

51

Jason Wilson,2002

52

Jabari Smith, 1999-00

53


Stanley Robert, 1990

54

Brad Bridgewater, 1999-00-02
 Garrick Scott,1995-96

Letterman

Jamie Brandon



(Returnees in Bold)


A
 ADCOCK, Joe (C) 1944-47
 ADGER, Sidney A. (C) 1935-36
 ALCORN, Mark (G) 1979-80
 ALLEN, Drexal (G) 1981-82
 ALLMAN, Marty (G) 1970-73
 ANDERSON, Justin (F), 1991-92
 ANDERSON, Willie (F), 1997-97
 ANNISON, Doug (F), 1992-93
 ARTHUR, Robert R. (C) 1959-60
 ATKINS, R. W. (G) 1919-22
 AUSTIN, Wayne (G) 1964-66

B
 BAILEY, John (F) 1960-62
 BAILEY, Floyd (F-C) 1974-78
 BANKER, Kernan M. (F) 1933-35
 BANKSTON, Fred (G) 1945-46
 BARDWELL, D. D. "Sox" (C) 1929-32
 BARHAM, Joe Garnett E. (G) 1923-26
 BARNETT, Bert W. (C) 1946-47
 BARTUS, Joe E. (G) 1945-46
 BEESON, Williard E. (G) 1933-37
 BELCHER, Don (F) 1951-55
 BELCHER, Jack (F) 1961-64
 BENNETT, (F) 1928-29
 BERGERON, J. Brian (G) 1978-81
 BERGMAN, Rusty (G) 1966-69
 BERNBROCK, Mark (G) 1968-69
 BERNHARD, James M. (G) 1943-44
 BESHARA, Brian (F) 1998-01
 BLACK, Tyrone (C) 1979-83
 BLAIR, L. N. "Buddy" (F) 1933-35
 BLANCHARD, E. A. (G) 1916-18
 BLANTON, Ricky (G) 1984-86; 87-89
 BLEVINS, Howard M. (G) 1929-32
 BOGGESS, Robert E. "Bob" 1947-51
 BOHANNON, W. W. "Bo" (C) 1934-36
 BOLTON, Dick (F) 1955-56
 BORGINI, Joe (F) 1959-60
 BORNBER, Ray (C) 1981-82
 BORNMAN, D. L. "Squatty" (G) 1922-25
 BORNMAN, J. P. "John" (G) 1922-23
 BOSLEY, David (G) 1993-97
 BOUDREAUX, Harold (F) 1989-92
 BOWLING, W. Scott, Jr. (G) 1964-66

Kenny Drost



Frank Brian



BOWMAN, Sid S. "Stinkey" (F) 1929-30
 BOZEK, Pete (F) 2000-02
 BOYD, Brent (G) 1975-76
 BOZEMAN, A. (G) 1939-40
 BOZEMAN, Charlie (C) 1938-41
 BOZEMAN, T. (G) 1938-41
 BRANCH, Malcolm (C) 1945-47
 BRANCH, W. (F) 1943-44
 BRANDON, Jamie (G), 1991-94
 BRANTLEY, John B. (G) 1970-72
 BRAYMAN, P. (F) 1952-53
 BREATHWIT, John (G) 1975-77
 BRIAN, Brad H. (G) 1964-67
 BRIAN, Frank (F) 1942-43; 1945-47
 BRIDGES, Kenneth (G) 1951-53
BRIDGEWATER, Brad (C) 1998-00; 01-02
BRIGHT, Torris (G) 1999-02
 BRILEY, C. 1915-16
 BRINKLEY, Mike (G) 1958-59
 BRITTON, C. E. (F) 1916-17
 BROCATO, Jim (G) 1946-47
 BROTHERTON, Paul P. (F) 1938-40
 BROWN, Dennis (G) 1983-85
 BROWN, Ernest (G) 1977-79
 BROWN, Lobdell P. 1925-26
 BROWN, Raymond V. (C) 1938-42; 47-48
 BROWN, Oliver (F) 1983-87
 BROWN, Ossia B. (F) 1943-44
 BROWN, Perry (F) 1929-30
 BROWN, Roland (F) 1932-34
 BRYAN, Arnold "Judge" (F) 1934-37
 BUCHANAN, F. "Buck" (F) 1937-40
 BUKUMIROVICH, Neboisha (G) 1984-88
 BURGE, Dick (G) 1939-40
 BURGE, Dennis F. "Pete" (C) 1932-34
 BURNETT, Jack (F) 1926-29
 BURNS, Lenear (F), 1990-91; 92-94
 BURTON, Kenny G. (F) 1944-45
 BUSHMAN, John C. "Jack" (F) 1936-39
 BUSSEY, Young (G) 1937-38

C
 CAMPBELL, Andy (C) 1978-81
 CAMPBELL, Walter (F) 1977-78
 CANNON, (G) 1937-39
 CARD, Norman (C-F) 1961-64
 CARR, John (G) 1969-70
 CARTER, (F) 1913-14
 CARTER, Cedric (F) 1997-99
 CARTER, Howard (G-F) 1979-83
 CARTER, Maurice (G) 1995-99

Wade Evans



Greg Cook



CAVETT, J. R. "Slick" (C) 1915-19
 CEASAR, Clarence (F), 1991-95
 CHANEY, John (F) 1940-43
 CHASE, Pat (G) 1964-66
 CHASE, Sam (G) 1961-64
 CHIDLEY, Steve (G) 1971-72
 CHIN BING, Allen (F) 1933-34
 CLARK, 1908-10
 CLARK, Ned (F) 1951-55
 CLUNE, Joe (F) 1959-60
 COCKERHAM, J. H. (F) 1911-13
 COJOE, Theron (F) 1982-84
 COLLINS, A. H. "Rip" (G) 1945-47
 COLLINS, Tommy (G) 1957-59
 COMBS, Joe H. 1956-59
 CONKLIN, Tom J. (C) 1959-62
 CONLEY, Ocie (G) 1984-86
 COOK, Greg (C) 1976-77, 1978-81
 COOPER, (F) 1929-30
 COOPER, Darryl (G) 1998-99
 COOPER, Ellis O. (G) 1960-63
 COPPENS, Randy (G) 1974-77
 CORMIER, Jason (G) 1988-89
 COSTELLO, Joe (G-F) 1979-82
 CORLEY, Drew (F) 1967-69
 CRAM, Steve (G) 1962-64
 CRAMER, Judd (G-F) 1963-64
 CRESS, Walker J. (G) 1937-39
 CRISCO, Jim (F) 1956-59
 CROMBERT, 1917-18

D
 DABADIE, J. Levy, Jr. (F) 1943-44
 DALE, Wilton R. (F) 1943-44
 DARK, Alvin (G) 1942-43
 DARNALL, Mike (G) 1972-75
 DAVIES, Richard A. "Dick" (G) 1958-60
 DAVIS, E. M. 1935-36
DAVIS, Thomas (F) 2001-02
 DAY, Ned 1951-55
 DeARMOND, Duane (F) 1978-80
 DEAN, Joe (G) 1949-52
 DELAFIELD, Glenn A. (C) 1936-38
 DEVAL, Randy (G) 1989-90
 DICKEY, 1928-29
 DIXON, 1913-15
 DOSHER, Woody (G) 1938-40
 DOUGHTY, Frank L. (G) 1937-38
 DOWLING, Duncan (F-G) 1961-63
 DROST, Kenny (G) 1964-67
 DRUMMOND, H. Maury (C-F) 1960-63
 DUGAS, C. J. Bobby (G) 1921-23

Lionel Green



Joe Dean



DUPONT, John M. (F) 1911-13
 DUPONT, Lawrence H. (G) 1911-14
DUPREE, Ronald (F) 1999-02
 DYSON, Dick (G) 1923-27

E
 EARL, Lewis (F) 1996-98
 EAST, John (C) 1924-27
 EDMONDS, W. R. (F) 1916-17; 1921-22
 EDMONDSON, Mahion W. (F) 1940-41
 EDWARDS, Glavis "Ike" (F) 1945-48
 ENGLAND, Matt (F) 1980-81
 ENGQUIST, John (F) 1972-74
 EVANS, Wade (F) 1972-74
 EVANS, W. Morton (C) 1910-13

F
 FAHEY, Joe J. (G) 1954-56
 FATHERREE, Jesse (G) 1933-34
 FETTER, Bobby K. (G-F) 1961-64
 FILES, "Dude" (G) 1927-28
 FORD, Deuce (G) 1995-96
 FREDERICK, E. (C) 1939-40
 FREEMAN, Mark P. (C) 1949-51
 FRESHLEY, Bob (C) 1951-54
 FREY, F. C. "Major" (G) 1919-20
 FULKERSON, Jack M. (C) 1940-43

G
 GAHARAN, W. A. "Bill" (F) 1937-38
 GARAHAN, Les (F) 1927-30
 GARRISON, G. C. (F) 1927-28; 30-31
 GEYER, Randy (G-F) 1962-65
 GIACOMA, Ray (F) 1935-38
 GILBEAU, H. (F) 1924-25
 GILBERT, Charlie (C) 1933-34
 GILL, W. J. (G) 1915-17
 GIPSON, Sean (F) 1992-94
 GLADDEN, Sterling "Buck" (F) 1914-16
 GOEHRING, Kirk 1992-93
 GOWER, Bill (G) 1937-38
 GRAHAM, R. E. (G) 1939-42
 GRANT, Russell (G) 1987-89
 GRAY, Kenny (G) 1957-58
 GREEN, Al (G) 1978-79
GREEN, Brian (F) 1999-02
 GREEN, Donald (G) 1982-83
 GREEN, Lionel (C) 1975-79
 GREEN, V. E. (C) 1913-14
 GREGORY, Sonny (F) 1949-52

Mike Hansen



Ronnie Henderson




GREMILLION, E. (C) 1943-44
 GREMILLION, James E. (C) 1946-47
 GRIDLEY, Bob (F-C) 1968-69
 GRIFFITH, Carroll (F) 1946-47
 GRIFFITH, Parker (G) 1986-88
 GRIGGS, Shawn (F) 1990-91
 GUGLIELMO, Gary (F) 1957-60
 GURVICH, (F) 1942-43


H

HAGUE, Perry "H" (G) 1917-21
 HAILE, Samuel W. "Red" (G) 1943-44
 HALL, Bob (G-F) 1944-46; 1948-49
 HALL, Jack (C) 1996-97
 HAMMONS, J. (G) 1935-38
 HAMMINK, Geert (C) 1988-89; 1990-93
 HANSEN, Glenn (F) 1973-75
 HANSEN, Mike (G), 1990-93
 HARRELL, Louis 1928-29
 HARRIS, Bucky (F) 1926-29
 HARRIS, Jack A. (F) 1932-35
 HATCHER, George R. (C) 1923-27
 HATHORN, Conley "Red" (G) 1935-38
 HAYES, R. S. "Suthie" (F) 1917-21
 HAYNIE, George (F) 1939-41
 HEARD, Mickey (F) 1973-74
 HELM, Newton C. "Dirty" (F) 1919-23
 HENDERSON, Larry (F) 1964-66
 HENDERSON, Ronnie (G) 1993-96
 HENNER, Tommy (G) 1969-70
 HENRY, Pete (C-F) 1965-67
 HEROMAN, Harry (F) 1963-66
 HERBST, J. (G) 1941-42
 HERRING, Randy (F) 1972-75
 HESS, Tom (G) 1969-72
 HESTER, Danny (F) 1968-70
 HICKMAN, Richard F. (G) 1967-70
 HIGGS, Kenny (G) 1974-78
 HIGH, Willie (G-F) 1975-76
 HIGHTOWER, C. W. (F) 1910-11
 HIMES, Levi A. "Lee" (F) 1909-12
 HIMES, (G) 1915-16
 HINES, Ray (C) 1959-60
 HOLLOWAY, Graves (C) 1947-49
 HOLT, Dick (C) 1953-56
 HOOVER, Winson F. (G) 1946-47
 HOOVER, W. (C) 1943-44
 HOSKINS, Dick, Jr. (G) 1942-44
 HOUTZ, "Jakey" 1910-11
 HOWELL, R.B. "Biliken" (C) 1909-12
HUDSON, Antonio (G) 2001-02
 HUDSON, John W. (G) 1959-61

Leonard Mitchell



Ralph Jukkola



HUFFMAN, Gary (F) 1974-76
 HULTBERG, Jordy (G) 1976-80
 HUNT, 1917-18

I

IGAU, Hubert C. (F) 1924-27
 IRVIN, Fess (G) 1986-88
 IRWIN, 1909-10
 ISLEY, Nelson (G) 1970-71
 IVES, Clarence A. "Fatty" (C) 1917-22

J

JACKSON, A. W. "Gus" (G) 1924-25
 JACKSON, Chris (G) 1988-90
 JACKSON, Glover (C) 1993-94
 JACKSON, Howard W. (G) 1936-39
 JACOBS, Stan J. (F) 1958-61
 JENNINGS, Frank (F) 1946-47
 JOE, Darryl (G) 1986-88
 JOHNSON, Alonzo (C) 1994-95
 JOHNSON, Byron (C) 1947-52
 JOHNSON, C. B. (F) 1909-12
 JOHNSON, F. (G) 1929-32
 JOHNSON, G. (F) 1947-48
 JOHNSON, Joe (G) 1983-84
 JOHNSON, Kent (F) 1969-70
 JOHNSON, Melvin F. (G) 1911-15
 JOHNSON, Paul (G) 1992-93
 JOHNSON, Steffond (F-C) 1981-84
 JOHNSON, Tex (C) 1924-27
 JONES, Bob (F) 1923-26
 JONES, Johnny (G) 1980-84
 JONES, L. (F) 1920-22
 JONES, Leslie V. (F) 1952-55
 JONES, Wally (G) 1944-45
 JOSEPHSON, (G) 1940-41
 JOURNEY, Beau (G) 1932-35
 JOVANOVICH, Zoran (C) 1985-86
 JUKKOLA, Ralph (F) 1966-69


K

KAMMER, Marty (G) 1955-56
 KAUFFMAN, Jim (G) 1937-38
 KEENE, Howard (F) 1961-63
 KEENY, J. R. (F) 1908-09
 KELLY, G. (F) 1931-33
 KENT, John (G) 1946-47
 KILPATRICK, (G) 1919-20
 KINGERY, Wayne (G) 1944-45
 KISTLER, Brian (F) 1980-82

Bill Newton



Ed LeBlanc



KIZER, Roland C. "Chesty" (F) 1921-23
 KNUDSON, Jim (G) 1971-72
 KRAJEWSKI, Richard (C) 1988-91

L

LALLY, Mike F. (C-F) 1908-11
 LAMONT, Randy (C) 1967-69
 LEDOUX, Marqus (F) 1998-99
 LANG, Bob (F) 1969-70
 LANIER, Harold A. 1928-29
 LARCADE, J. A. (G) 1908-09
 LARKIN, M. "Slim" (C) 1929-31
 LEA, D. (G) 1945-46
 LEATHERS, W. D. "Bill" (F) 1934-37
 LeBLANC, Ed (C) 1972-76
 LANDRY, Brandon (G) 1998-01
 LEE, Bill (F) 1952-55
 LeFEVRE, Frank (C) 1974-77
 LEGLER, Chuck (C-F) 1966-69
 LEOPOLD, J. T. (F) 1917-18
 LESHER, L.R. (F) 1910-11
 LESTER, Ed. F. Jr. (F) 1944-45
 LEWIS, P. B. (G) 1909-10
 LEWIS, Cecil Ray (F) 1959-62
 LEWIS, William S. "Bill" (G) 1916-17
 LINDSEY, Clyde H. (F) 1944-46
 LINDSEY, Jim (F) 1948-51
 LINDSEY, Lloyd Leon (C) 1935-38
 LITTON, O. B. 1909-10
 LIVINGSTON, Randy, (G) 1994-96
 LOBBELL, William Y. (F) 1931-32
 LOE, Ralph (C) 1972-73
 LOFLIN, J. T. (G) 1942-43
 LOFTIN, Bill (F) 1957-58
 LOFTIN, Bob (F) 1957-59
 LONG, Earl (F) 1958-59
 LOUGHMILLER, Don (G) 1951-54
 LOWTHER, Bobby (F) 1942-43; 45-48
 LUKER, J. B. (G) 1928-31
 LUPCHO, Rich S. (G) 1967-69
 LYLE, Mel (F) 1946-47

M

McARDLE, Benny J. (G) 1951-54
 McCAIN, R.R. (G) 1955-56
 McCARSON, Paul (G) 1954-55
 McDONALD, Ben (F) 1986-87
 McDOWELL, "Red" (G) 1941-42
 McDUFFE, (G) 1923-25
 McFARLAND, Reggie A. (G) 1918-23
 McGEHEE, Webb (G) 1927-30

Eddie Palubinskas



Ethan Martin




McKENZIE, Kyle (G) 1987-89
 McLEOD, James (G) 1941-42
 McLOUGHLIN, Bob (G) 1961-62
 McMANUS, (C) 1940-41
 McMORRIS, Vernon D. (G) 1943-44
 McNEELY, James (F) 1951-55
 MACKLIN, Durand (F) 1976-78; 79-81
 MADISON, Dave (G) 1940-43
 MAGEE, Norman (G) 1951-55
 MAGRUDER, 1909-10
 MAILE, Dick (F) 1962-65
 MANCE, Omar-Seli (G) 1998-99
 MARAVICH, "Pistol" Pete (G) 1967-70
 MARSHALL, Paul (G), 1991-92
 MARTIN, Ethan (G) 1977-81
 MARTIN, Ken G. (F) 1955-56
 MASCIA, David (G), 1991-92
 MASON, C. C. "Charlie" (C) 1925-27
 MATIENZO, (G) 1908-09
 MATTICK, Rick (C) 1976-79
 MAYOCK, Dan (F) 1968-69
 MEADOR, Bob J. (F) 1949-51
 MENRELL, Dick (F) 1946-48
 MERLE, Dom A. (F) 1955-58
 MERRELL, Richard L. (F) 1947-48
 MICHAELIS, Bill (G) 1943-44; 46-49
 MIDDLEBROOK, (F) 1919-20
 MILANOVICH, Paul (G) 1967-68
 MILEY, Harry L. (G) 1944-45
 MILLER, Herd J. (C) 1944-45
 MILLER, Nolen C. "Babe" (G) 1933-36
 MILLER, Robert "Bob" (G-F) 1975-77
 MITCHELL, Leonard (F-C) 1980-84
 MIXON, Butch (G) 1958-59
 MOON, Lynn B. (C) 1956-59
 MOORE, Bill (G) 1944-45
 MOREY, Dale E. (F) 1939-42
 MOSCOVITZ, Danny (G), 1990-91
 MOSELEY, V. (F) 1909-13
 MOUTON, Lyle (G) 1987-89
 MUNSUN, Wayne (F) 1957-59
 MURPHY, Gene A. (F) 1947-51
 MURPHY, Mike (F) 1964-65
 MURRAY, C. C. (F) 1943-44
 MUTAVDZIC, Misha (C) 1994-96

N

NABORS, Gene (G) 1995-96
 NATTIN, George L. Jr. (G) 1959-62
 NESON, Guy W. (C) 1929-32
 NEWMAN, Donald (G) 1975-76
 NEWTON, Bill R. "Fig" (F) 1969-72

T.J. Pugh



Letterman

Don Redden



NOLLEY, Landers (G/F) 1994-96
NOTO, J. J. (G) 1923-24

O

OCHS, . . . (F) 1945-46
O'NEAL, Shaquille (C) 1989-92
O'QUINN, Leon (F) 1913-15
OWENS, Andre (G) 1992-94
OWEN, Chester (F) 1946-47
OZBURN, Joe (G) 1948-51

P

PALFI, Djole (F) 1994-95
PALMER, . . . (F) 1918-19
PALUBINSKAS, Eddie (G) 1972-74
PAYNE, . . . (G) 1913-15
PEARCE, Clyde (F) 1913-17
PERKINS, Greg (G) 1982-83
PETTIT, Robert L. "Bob" (C) 1951-54
PHARES, Jack (G) 1924-28
PHILLIPS, W. J. (G) 1908-11
PIAZZA, Doug (F) 1963-64
PICOU, John (G) 1990-92
POE, F. E. (F) 1929-30
POTTS, Chico (G) 1997-98
PUGH T.J. (G) 1990-92


Q

QUONEZ, 1918-19

R

RABENHORST, O. "Dudey" (G) 1918-19
RABORN, Tommy (F) 1957-61
RAGUS, Leonard A. (G) 1959-60
RAISOR, Phil (G) 1958-60
RAMIREZ, M. (F) 1943-44
RAMSDEN, Dave K. (C) 1966-69
RASMUSSEN, Bob (F) 1966-67
RAYMOND, Chris (G) 1972-74
REDDEN, Don (G-F) 1982-86
REILY, Charlie S. (F) 1909-12
REYNOLDS, Jerry (F-G) 1982-85
RILEY, Red (G) 1917-22
RITTNER, Perrin (F) 1949-51
ROACH, Danny (F) 1961-62
ROBERT, Charley (F) 1951-53
ROBERTS, Stanley (C-F) 1989-90
ROLAND, Lamont (G) 1999-01
ROSS, A.L. (F) 1912-14
RUBCHENKO, Roman (F) 1992-96

Derrick Taylor



Jerry Reynolds



ROY, R. S. (F) 1917-18
RUDOLPH, Gus (F) 1978-80
RUSHING, Troy E. (F) 1953-57
RYAN, Warren F. "Pat" 1908-09


S

SAMUELS, H. J. (F) 1931-34
SANBORN, . . . (G) 1929-32
SANDERS, Al T. "Apple" Jr. (G) 1945-47
SANDERS, Al T. "Little Apple" III (C) 1969-72
SANDERS, J.Y. (G) 1908-11
SAXON, Jimmy (F) 1925-28
SAYLOR, Doug (G) 1974-76
SCALES, DeWayne (F) 1977-80
SCHAPER, John N. (F) 1970-72
SCHIELE, Chester (G) 1947-48
SCHIELE, Joe (F) 1945-48
SCHULTZ, Darrell (G) 1950-53
SCOTT, Garrick (C) 1994-96
SCOTT, Lester (G) 1988-89
SEBASTIAN, Don J. (G) 1952-56
SEBASTIAN, J. D. (G) 1919-20
SHARP, . . . (G) 1929-30
SHEPPARD, Nick (C) 1995-97
SHIRLEY, Calvin S. "Buddy" (G) 1965-67
SHOCKEY, Jere (F) 1969-71
SHOWS, W. (F) 1941-43
SHUMAKER, Steve (C) 1967-68
SIENER, Carl (C) 1971-74
SIGLER, Roger W. (F) 1953-57
SIMMONS, Terrance (G) 1996-97
SIMOES, Paulo (G) 1986-88
SIMPSON, Gary (G) 1970-71
SIMS, Billy (F) 1942-43
SIMS, Keith (G) 1944-45
SIMS, Wayne (F) 1987-91
SIMS, Willie (G) 1977-81
SINGLETON, Vernel (C) 1988-92
SLOANE, LeGrand W. (F) 1942-43
SMITH, Allen (G) 1959-60
SMITH, Jabari (C) 1998-00
SMITH, Nick (F) 1925-28
SMITH, Terry (F) 1965-66
SMITH, Tom (G) 1930-33
SMITH, 1909-10
SPENCER, Duane (F) 1995-96
SPILLER, S. (G) 1909-10
SQUIRES, . . . (F) 1929-30
STANFEL, Rich (C) 1982-83
STAYTON, Bill (G) 1931-33
STEPHENS, Reed (F) 1947-48
STEVENS, Ed (G) 1930-31

Jose Vargas



Apple Sanders



STEVENS, Norman G. "Steve" (G) 1922-26
STONE, Orval (F) 1949-51
STOREY, M. (G) 1937-38
SWIFT, Stromile (F) 1998-00

T

TANNEHILL, George M. (F) 1928-31
TANNEHILL, T. (C) 1930-32
TARASOVIC, George (F) 1951-52
TAYLOR, Derrick (G) 1981-82; 83-86
TAYLOR, Jeff (G) 1971-73
TAYLOR, H.A. "Red" (F) 1927-28
TEMPLE, Collis (C) 1971-74
TEMPLE III, Collis (G) 1999-02
THIGPEN, Tommy P. (C) 1964-67
THOMAS, Quenton (G) 1994-95
THOMPSON, Chalie (G) 2000-02
THOMPSON, Dick (G) 1947-51
THOMPSON, T. (C) 1938-40
THORNALL, Bill (F) 1942-43
THORNTON, Sam B. 1922-23
TIPTON, Wayne (F-G) 1964-67
TITUS, Brandon (G) 1992-94
TONKOVICH, Dawn (G) 1971-74
TONN, R. W. "Ruddy" Jr. (F) 1930-32
TORRANCE, Jack (C) 1931-34
TRACEY, Dennis (G) 1988-90
TRIBBETT, Jeff A. (G) 1967-70
TRICHELE, Bert (F) 1935-36
TUCKER, Reggie (G) 1997-98
TUDOR, Bobby (F) 1954-55
TUDOR, John (G-F) 1980-84
TURK, Dave (F) 1962-63
TURNLEY, J. E. "Bob" (G) 1943-44

U

UFFMAN, Kenneth (F) 1947-48
USSERY, Stephen (F) 1988-89


V

VANCE, Damon (C) 1983-84
VANCE, Griff D. (F) 1938-41
VARGAS, Jose (C) 1984-88
VOIGHT, Ken L. Jr (G) 1966-68

W

WADE, Malcolm "Sparky" (G) 1932-35
WALDEN, Henry E. (C) 1912-15
WALTERS, Bill (G) 1942-43; 45-47
WALTERS, Jack (F) 1935-36

Anthony Wilson



DeWayne Scales



WALTON, Adam (F) 1995-97
WARNER, Jack (G) 1996-97; 99-00
WASHINGTON, Rogers (F) 1995-97
WEBB, Charlie L. (G) 1942-43; 45-47
WEBER, S. R. "Chink" (G) 1922-23
WELCH, Jim (C) 1936-37
WELLS, Wendell Wally (G) 1934-37
WESLEY, Bob (F) 1952-53
WHIPPLE, Xavier (G) 2001-02
WHITE, Hamp (G) 1963-65
WHITE, H.H. (G) 1915-16
WHITE, Joe (C) 1955-57
WHITEHURST, Charles (F) 1954-55
WHITTLE, Bill (F) 1970-73
WILKINSON, J. P. (G) 1912-16
WILKINSON, W. Scott (G) 1913-17
WILKINSON, (C) 1924-25
WILLIAMS, Jermaine (F) 1998-02
WILLIAMS, John (F) 1984-86
WILLIAMSON, Maurice (G) 1989-90; 91-93
WILSON, Anthony (G) 1983-87
WILSON, Bill L. (C) 1962-65
WILSON, Edwin (G) 1985-86
WILSON, Jason (F) 2000-02
WILSON, Les (G) 1926-29
WILSON, Nikita (C-F) 1983-87
WOLF, Sidney "Izzy" 1918-19
WOLFERT, Rick (C) 1972-73, 1974-75
WOLFF, Dennis (G) 1973-75
WOLFE, Jamaal (G) 1998-99
WOMACK, Leroy (F) 1996-97
WOODSIDE, Bernard (F) 1985-88

Y

YATES, Robert P. (G) 1947-51
YOUNG, Jue Michael (F) 2001-02

Z

ZIEGLER, Lonie (C) 1965-66
ZINSER, Paul (G) 1953-55

This list represents basketball lettermen since LSU began basketball in 1908-09. The sports information office will appreciate your assistance in correcting any errors. Send all corrections or additions to Kent Lowe, P. O. Box 25095, Baton Rouge, La., 70894

Bernard Woodside



L
S
U

MEMORIAL TOWER



History of LSU

1860's - 1920's

- The institution opened January 2, **1860** and subsequently closed June 30, **1861**, because of the Civil War. It reopened on April 1, but was again closed on April 23, **1863**, due to the invasion of the Red River Valley by the federal army.
- The seminary (as it was originally referred) reopened October 2, **1865**, only to be burned October 15, **1869**. Just over two weeks later, the institution resumed its exercises in Baton Rouge, where it has since remained. In **1870**, the name of the institution was changed to Louisiana State University.
- In **1875**, the institution became racially integrated. Just two years following, LSU's official title was changed to Louisiana State University and A&M College and became a land-grant institution.
- In **1886**, the federal garrison grounds (now the site of the state capitol) were formally declared the domicile of the University. Land for the present campus was purchased in **1918**.
- It was **1893** when LSU played its first football game, and three years later LSU adopted the tiger as the official mascot.

1920's

- With the support of Governor John M. Parker and the approval of a severance tax during the constitutional convention of **1921**, the construction of the new campus, known today as Louisiana State University Agricultural and Mechanical College, began.
- The Gym-Armory was built west of the academic quadrangle for the purpose of housing the LSU basketball team and other indoor sporting events. Tiger Stadium was completed in **1924** and on Thanksgiving Day of that year, Tulane and LSU played the first game on the new campus. In **1928**, upward expansion added 10,000 seats to the already 12,000-seat stadium.
- The formal dedication of the new campus took place on Friday, April 30, **1926**. The date was chosen because on April 30, 1803 the United States Congress signed the Louisiana Purchase documents.

1930's

- During this time many of LSU's live oaks and magnolias were planted by landscape artist Steele Burden for what has become a symbolic part of the great legacy at LSU. The live oak trees on LSU's campus have been valued at \$36 million. Through the LSU Foundation's "Endow an Oak" program, individuals or groups are able to endow live oaks across campus.
- In **1930**, the student body adopted the alma mater that still is in use today. LSU is the home of The Southern Review, one of the world's most prestigious literary journals, established in the 1930s by Robert



Penn Warren, Cleath Brooks, and Charles Pipkin.

- The Huey P. Long Fieldhouse was constructed in **1932** and served as the campus' first student union. The Long Field House contained administrative offices and an outdoor pool that was the world's largest at the time.
- In **1937**, two new athletic venues were completed and expanded. The John M. Parker Coliseum opened and served as a multipurpose arena mostly for livestock shows and rodeos. It was also used for commencements and convocations and served as home of the LSU basketball team. Alex Box Stadium also served as football practice fields. Tiger Stadium received its second expansion, adding a north endzone and bringing the capacity to 46,000.
- Huey P. Long and Castro Carazo teamed up to co-author notable songs "Touchdown for LSU" and "Hey Fightin' Tigers!" During his tenure at LSU Carazo compiled one of the most complete university band libraries in America.

1940's

- Until 1969 the ROTC program at Louisiana State University was mandatory for all entering male students. The military heritage began under General William T. Sherman and hence developed the name "Ole War Skule." Not many people know about LSU's rich military tradition. In WWII, only Texas A&M and the Military Academies of Annapolis and West Point were equal to the Ole War Skule in providing officers to the armed forces.
- In **1943**, the LSU Band invited its first coed member.

1950's

- In **1950** LSU enrolled black students into its graduate program for the first time. Throughout the 1950s, air conditioning slowly began to be phased into administration and classroom buildings throughout the campus.
- A.P. Tureaud, Jr., enrolled, but resigned before the end of the fall term in **1953**, while Brown vs. The Board of Education of Topeka, Kansas, struck down racial segregation in public schools a year later.
- Tiger Stadium was expanded in **1957** with the south endzone providing the final piece of the puzzle to completely enclose the stadium. The enclosure provided not only additional seating but also men's dormitories. Capacity now reached 67,720.
- The LSU Tiger Football team won the **1958** National Championship, defeating Clemson, 7-0, in the Sugar Bowl and finishing with an 11-0 season.

1960's

- In **1964**, a \$5.5 million student union was built with 200,000 square feet of entertain-

ment. The three-story facility accommodated a 1,315 seat theatre, 333 seat movie cinema, bowling lanes, game room and pool hall, post office, cafeteria and craft shop as well as ballrooms and conference rooms for hosting seminars and special events.

- Also that year, six black students enrolled in undergraduate studies.
- By the end of the decade, rising tensions due to U.S. involvement in the Vietnam War were mounting. The LSU ROTC program became a target for protestors as dissatisfaction with the war increased. The pressure increased for LSU to either cancel its program or make it voluntary. In October **1968**, the LSU Faculty Council voted to make the ROTC program voluntary, and on May 26, **1969** the LSU Board of Supervisors made it official.

1970's

- Former professor T. Harry Williams was honored with the Pulitzer Prize for his biography of Huey Long in **1970**.
- With the growing popularity of collegiate athletics, two new athletic facilities were built and another was being expanded. In **1971**, LSU basketball introduced a state-of-the-art 15,000-seat multipurpose arena. The Assembly Center would eventually be known as the Pete Maravich Assembly Center and nicknamed "The PMAC" after the death of LSU basketball and NBA legend "Pistol" Pete Maravich in the late 1980's.
- In **1974**, Athletics Director, Carl Maddox expanded the growing LSU athletic compound with the addition of a multi-purpose sports and recreational complex that now bears his name, the Carl Maddox Field House. Tiger Stadium again expanded in **1978** by adding 8,000-seats in a new West Upper Deck to lead the Tiger football program into the next decade with a capacity of nearly 80,000-seats.
- In **1978**, LSU was named a sea-grant college becoming one of only 25 universities in the country recognized as both a land and sea-grant institution.

1980's

- Former professor John Kennedy Toole posthumously won the Pulitzer Prize for his fictional work, *A Confederacy of Dunces*.
- In **1985**, the Natatorium was built for the LSU Swimming & Diving program as the United States Sports Festival came to Baton Rouge.
- James Wharton introduced a new admissions policy that would increase university admission standards. The standards would require high school students to complete a list of core requirements throughout their high school careers. In **1987**, the board of supervisors approved the proposed admission standards.



- In **1987**, LSU was designated as a Research University I, putting it in the top 2% of the nation's colleges and universities. Only 70 universities, 45 public and 25 private, have this designation.

1990's

- In **1992**, The Student Recreational Sports Complex opened to rave reviews by LSU students and faculty.
- On May 20, **1994**, the LSU Alumni Association dedicated its new home. Special honorees attending were Lod Cook, President Gerald Ford, President Jimmy Carter, President George Bush, White House Chief of Staff Mac McLardy, and Governor Edwin Edwards.
- Head Coach Skip Bertman built the LSU baseball program into one of the most dominating programs in the country. With National Championships coming in **1991, 93, 96, and 97**, the Tigers would continue their dynasty into the next century by winning its fifth title in **2000**. By the late 1990's the LSU Tiger baseball team became known as the "Program of the Decade" by all of college baseball.
- Speaking of dynasties, LSU Head Track & Field Coach Pat Henry managed to reach major milestones throughout his 14 years at LSU. He has led the Lady Tiger track & field team to 18 National Titles, 11 outdoor and seven indoor.
- His men's teams have won three NCAA titles, most recently the **2001** indoor crown. Henry is the only coach in NCAA history to guide both the men and women team to NCAA titles in the same year. Under Henry's direction, the LSU track & field program has attained unparalleled success: 21 NCAA titles and 19 SEC crowns.

2000

- In **2000**, LSU opened its home football season to a newly-expanded Tiger Stadium. With an additional, 11,600 seats due to the addition of the East Upper Deck and 70 Tiger Den Suites, Tiger Stadium is the fifth largest on-campus arena in college football at 91,600.
- In **2001**, the Lod Cook Hotel and Conference Center opened on the LSU campus giving Tiger fans and visitors a full-service hotel right on campus.
- Pat Henry's track and field dynasty continued into the 21st century as the Tigers have now captured 23 national titles under Henry. Most recently, LSU won the **2002** women's NCAA Indoor title, while the men's team captured the **2002** NCAA Outdoor title. As a University, LSU has accounted for 38 national titles and 102 Southeastern Conference titles.
- In **2002**, the \$15 million renovation to the Academic Center for Student-Athletes will be completed, giving LSU student-athletes one of the nation's top facilities for learning.

Board of Supervisors



Kent Anderson
Monroe, La.
District 5



Ronald R. Anderson
Ethel, La.
District 6
Chairman



Dr. Jack A. Andonie
Metairie, La.
District 1



Bernard E. Boudreaux, Jr.
Baton Rouge, La.
District 3



Victor Bussie
Baton Rouge, La.
District 6



Charles V. Cusimano
Metairie, La.
District 1



Stanley J. Jacobs
New Orleans, La.
Member at Large



Laura A. Leach
Lake Charles, La.
District 7



Roger H. Ogden
New Orleans, La.
District 2
Vice-Chairman



William Rucks IV
Lafayette, La.
District 7



Perry Segura
New Iberia, La.
District 3



Virginia K. Shehee
Shreveport, La.
District 4



C. Stewart Slack
Shreveport, La.
District 4



Charles S. Weems, III
Alexandria, La.
District 5



Rod West
New Orleans, La.
District 2



Amber Moreau-Salas
Shreveport, La.
Student Member

Athletic Council

Dr. Jack Andonie
Alumni
Jon D. "Jay" Babb
Alumni
Stanley "Skip" Bertman
Director of Athletics

Ken Carpenter
Chairman
Dr. William F. Grimes
Faculty
L. Robert Kuhn, Jr.
Staff
Renee' Boutte Myer
Administration

Patrick McCune
Student
Eddie Pullaro
Tiger Athletic Foundation
John Scarle
"L" Club
Greg Vincent
Administration



Dr. William L. Jenkins

President, LSU

On April 1, 1999, William L. Jenkins, formerly Chancellor of Louisiana State University and Agricultural and Mechanical College, became President of the LSU System, which includes nine institutions on 10 campuses in five cities, as well as 10 public hospitals in 10 cities.

A native of South Africa, Dr. Jenkins studied at the University of Pretoria, where he received his professional veterinary medicine degree in 1958 and specialist credentials in 1968. He received the Ph.D. degree from the University of Missouri, Columbia, in 1970. After practicing veterinary medicine for four years, he joined the faculty at the University of Pretoria, advancing through the ranks to become professor and head of the Department of Veterinary Physiology, Pharmacology, and Toxicology in 1971.

He moved to the U.S. in 1978 and joined the faculty in the Department of Veterinary Physiology and Pharmacology at Texas A&M University. He was appointed dean of the LSU School of Veterinary Medicine in 1988 and was named LSU's provost and vice chancellor for academic affairs in September 1993.

When he was appointed LSU's fifth Chancellor in November 1996, Dr. Jenkins reorganized the campus administration to be more effective and more responsive, and oversaw the development of a strategic plan to guide the University in its preparation for the challenges of the next century.

Over the years President Jenkins has received numerous teaching and service awards and recognitions, having been named the 1997 Communicator of the Year by the Public Relations Association of Louisiana and a Distinguished Alumnus by the University of Missouri. The regional chapter of Toastmasters International also presented him with its 1999 Communication and Leadership Award, and he was awarded the Vision of Excellence Award 2000 by the New Orleans Regional Chamber of Commerce and the New Orleans Chapter of

MetroVision. In addition, the University of Pretoria bestowed an honorary doctorate on Dr. Jenkins in September of 2000.

Dr. Jenkins has been active in continuing education and has delivered more than 150 lectures and addresses to diverse groups in both the United States and abroad. He has taught extensively at both the professional and graduate levels. He has published more than 60 scientific articles and has contributed 15 chapters to various textbooks. He is coauthor of a textbook on veterinary pharmacology.

Over the years, Dr. Jenkins has been a member of many professional organizations and select committees. Most recently, he served on the National Institute of Health's Alcohol Abuse and Misuse on College Campuses Committee and on a special Steering Committee of the Southern Association of Colleges and Schools to review accreditation criteria for colleges and universities.

Dr. Jenkins also is a member of the National Association of State Universities and Land Grant Colleges' Committee on Food and Society as well as the Committee on the Future of Coastal Louisiana.

His current community engagement includes serving on the boards of the Louisiana Endowment for the Humanities, Greater Baton Rouge Chamber of Commerce, Academic Distinction Fund, Council for a Better Louisiana, Arts Council of Greater Baton Rouge, and the Baton Rouge board of the National Conference for Community and Justice.

Dr. Jenkins and his wife, Peggy, have four children—Sharon Gwynn, Anthea, and Warren—and nine grandchildren.



Kenneth E. Carpenter, *Faculty Athletics Representative*

Dr. Kenneth E. Carpenter is in his first year as LSU's faculty representative in NCAA and Southeastern Conference matters.


Carpenter, a professor in the School of Architecture, has taught at LSU since 1986. He received his bachelor's degree in architecture from the University of Oklahoma in 1962 and his master's from Minnesota in 1967. Before joining the LSU faculty, he served at Clemson University as Associate Professor of Architecture from 1967-77; Ball State University, where he was Professor and

Chairman of the Department of Architecture, 1977-81; and, Iowa State University, serving as Professor and Chairman, Department of Architecture from 1981-86.

At LSU he served as the Dean of the College of Design from 1986-1997, Interim Executive Director of International Programs from 1997-98; and, Interim Dean, College of Art and Design, 2001-02.

Carpenter is a member of Phi Kappa Phi, the American Institute of Architects and the American Association of University Professors.

LSU Chancellor



Dr. Mark A. Emmert

Chancellor, LSU

Dr. Mark A. Emmert was appointed chancellor of Louisiana State University and Agricultural & Mechanical College on April 16, 1999, becoming the sixth chancellor to lead the state's flagship University.

Prior to joining LSU, Emmert served as chancellor of the University of Connecticut, as provost and vice president for academic affairs at Montana State University, and held various faculty and administrative positions at the University of Colorado. He has served as a member of numerous academic and civic boards and organizations.

Both the Fulbright Commission and the American Council on Education have awarded fellowships to Emmert. He has also been inducted into Phi Kappa Phi Honor Society, Alpha Lambda Delta Scholastic Society, Golden Key Honor Society, and the Connecticut Academy of Arts and Sciences. He is active in the American Council on Education, the New England Council of Presidents, and the National Association of State Universities and Land-Grant Colleges, where he served as chair of the Council on Academic Affairs.

A native of Tacoma, Washington, Emmert holds a bachelor's degree in political science from the University of Washington and master's and doctoral degrees from the Maxwell School of Syracuse University. His scholarly

work has focused on public policy topics, as well as issues in organizational theory. He has published his research in leading journals within his field and has served on several editorial boards. He has also served as a visiting scholar and lecturer internationally, working in Australia, Hong Kong, Japan, and Panama.

He is married to DeLaine S. Emmert, a former elementary school teacher, who is active in community, university, and philanthropic organizations. They have two children, Stephen and Jennifer.



Chancellor Emmert celebrates the 2001 SEC Championship game victory with All-American Josh Reed.





The
SKIP BERTMAN
Legacy

Bertman's unyielding desire to succeed drove him to the pinnacle of his profession, and his astute knowledge of the game -- obtained from over 40 years of coaching -- combined with his steadfast determination and irrepressible enthusiasm transformed LSU Baseball into the nation's premier program.

National Championships

2000, 1997, 1996, 1993, 1991

SEC Championships

1997, 1996, 1993, 1992, 1991, 1990, 1986

Career Record (1984-2001)

870-330-3 (.724)

NCAA Tournament Record

89-29 (.754), highest winning pct.

National Coach of the Year

2000, 1997, 1996, 1993, 1991, 1986

College World Series Appearances

2000, 1998, 1997, 1996, 1994, 1993, 1991, 1990, 1989, 1987, 1986

Already a Louisiana Legend and one of the greatest college baseball coaches of all time, J. Stanley "Skip" Bertman augmented his impressive list of achievements in his first season as LSU's director of athletics. While supervising the Tigers' magnificent progress on the playing fields, he began to implement measures necessary to realize his vision of building the LSU athletics department into the best in the country. Bertman's bold and innovative plans promise to keep the Tigers among the nation's elite in all phases of collegiate athletics.

LSU's programs enjoyed remarkable success under Bertman's direction in 2001-02, as 18 of the Tigers' 20 sports participated in post-season competition. That accomplishment, along with improved graduation rates, increased team grade point averages and the construction of new academic facilities, foreshadow even more significant deeds in the second season of Bertman's tenure.

Bertman was named LSU's athletics director on January 19, 2001. With Bertman, LSU gained an athletics director who provides the leadership and experience necessary to manage the Tigers' nearly \$35 million budget.

Bertman guided LSU to five NCAA baseball titles, and his teams drew huge crowds to venerable Alex Box Stadium, as the Tigers led the nation in attendance in each of his final six seasons (1996-2001).

He also served as head coach of the 1996 U.S. Olympic team which captured the bronze medal in Atlanta.

Bertman continues to be honored for his remarkable coaching tenure, as he was inducted in June, 2002, into the Louisiana Sports Hall of Fame. He is scheduled to be inducted into the American Baseball Coaches Association Hall of Fame in January, 2003.

In a Baseball America poll released in January, 1999, Bertman was voted the second greatest college baseball coach of the 20th century, trailing only Rod Dedeaux of Southern California. Bertman and Dedeaux are the only coaches to win five CWS titles.

He had previously earned stellar recognition as one of the nation's brightest assistant coaches while at the University of Miami (Fla.) for eight seasons (1976-83). Before working at Miami, Bertman was renowned for his coaching excellence. In 11 seasons at Miami Beach High School, he directed the Hi-Tides to a state championship and two runners-up finishes. He was named Florida's Coach of the Year on three occasions.

In 1975, Bertman coached at Miami-Dade Downtown, leaving after one season to join legendary head coach Ron Fraser at Miami. The move was a homecoming of sorts, as Bertman spent his collegiate playing days with the Hurricanes as an outfielder and catcher from 1958-60. He earned his B.A. in health and physical education from Miami in 1961 and received his master's degree from UM in 1964.

Bertman and his wife Sandy are the parents of four daughters -- Jan, Jodi, Lisa and Lori. The Bertmans have two grandchildren -- Sophie Faith and Isaac Stanley, the children of Emile and Lori Bertman Guirard.

Athletic Administration



Dan Radakovich
Sr. Associate Athletics Director

Dan Radakovich enters his second year as LSU's senior associate athletics director after joining the University in May of 2001. He came to LSU after serving as director of athletics at American University in Washington D.C.

As LSU's senior associate athletic director, Radakovich oversees the daily operations of the LSU Athletic Department and he serves as Bertman's chief assistant.

Prior to his one-year stint at American University, Radakovich spent six years as the associate athletics director at South Carolina where he directed the financial operations for the Gamecocks' \$30 million athletic department budget. Radakovich also worked closely with South Carolina Athletics Director Mike McGee in laying the ground work for a new \$70 million arena being built in Columbia. He also served as the department liaison for marketing and promotional activities with Host Communications. Radakovich was also responsible for home event management as well as that of overseeing concessions, football travel and the video department.

During his tenure with South Carolina, Radakovich supervised the finances and logistics for \$33 million in facility improvements.

Radakovich served as the senior associate athletics director at Long Beach State from 1989-94. In that capacity, he managed a \$5 million budget and supervised the nationally recognized men's basketball and baseball programs. In addition, Radakovich reorganized the fund-raising operations and coordinated the production and sales of radio broadcasting packages.

Radakovich began his collegiate athletics career as the athletics business manager at the University of Miami in Coral Gables, Fla., from 1983-85. He worked in the private sector for five years before joining Long Beach State.

Radakovich, a native of Aliquippa, Pa., graduated from Indiana University of Pennsylvania in 1980 with a bachelor of science degree in finance. Radakovich was also a football letter-winner as well as a student coach at Indiana University of Pennsylvania. He then went on to earn his master's degree in business administration from the University of Miami in 1982.

Radakovich is married to the former Marcie McDonald and the couple has two children, Christian (12) and Grant (8).



Judy Southard
**Associate Athletics Director/
 Senior Women's Administrator**

Judy Southard, who had a very successful career as both a head women's basketball coach and director of athletics, enters her second year as LSU's senior women's administrator after joining the department last summer.

Southard came to LSU from Texas Woman's University, where she served as the school's director of athletics for nine years.

As LSU's senior women's administrator, Southard serves as the administrative liaison to the Tigers' nationally-recognized Olympic sports teams.

While at Texas Woman's University, Southard initiated a corporate partnership program for the athletic department that tripled the involvement of area businesses and corporations in Pioneer athletics. Southard also established the TWU Intercollegiate Athletics Hall of Fame and she played a key role in the addition of softball and soccer to TWU's list of intercollegiate sports. In 2000, Southard served as chair of the NCAA Division II Women's Basketball Committee.

Prior to her nine-year stint at Texas Woman's University, Southard served as head women's basketball coach at Marshall University in Huntington, W. Va., for 11 years, where she led the Lady Herd to five Southern Conference regular-season titles. During her 11 years at Marshall, Southard was named Southern Conference Coach of the Year three times and her career record of 178-130 still stands as a school record for women's basketball victories. Southard also served as assistant athletics director at Marshall from 1983-1988, including a four-month period when she was interim director.

Prior to her tenure at Marshall, Southard spent three years as head coach at Tennessee-Martin and she also served for one season as an assistant coach at Tennessee. As a high school teacher from 1970-77, Southard coached both basketball and tennis, leading her West Florence High School basketball team to the South Carolina 4A state title in 1976.

A native of Columbia, S.C., Southard earned a bachelor's degree in physical education and health from Coker College in 1970 followed by a master's degree in physical education from Tennessee in 1978.



Verge Ausberry
**Associate Athletics Director/
 Internal Operations**

Former LSU football standout Verge Ausberry joined the LSU Athletic Department administrative staff in August 2001 to head up Athletic Department Operations.

In his position he is in charge of such areas as Game Management, the Athletic Department's courtesy car program, the weight room, the Dr. Martin Broussard training room and equipment rooms and video operations for the various sports on the campus.

Ausberry, from New Iberia, La., played inside linebacker for the Tigers, lettering in 1986-89. He was the leading tackler on the team in both 1988 and 1989. He was part of two Southeastern Conference championship teams (1986 under Bill Arnsparger and 1988 under Mike Archer) and played on teams that went to three

bowl games: the 1987 Sugar Bowl, the 1987 Gator Bowl and the 1989 Hall of Fame Bowl. In those three years, the Tigers had a combined overall record of 27-8-1 and 16-3 in SEC games.

Although this is Ausberry's first tour of duty with the administration of the Athletic Department, he has remained very close to the LSU athletic scene in the 1990s, first serving for almost seven years as a member of LSU's highly regarded Academic Center for Athletes where he worked with many of the student-athletes, primarily dealing with LSU's football squad.

After leaving the Academic Center, he moved in July 1999 to the Tiger Athletic Foundation staff as part of LSU's fund-raising arm prior to accepting his present position.

The 35-year-old Ausberry received his Bachelor of Science degree in education in May of 1990 and his Master of Education in Administration, Supervision and certification in Child Welfare in May of 1992. He is presently a Doctoral Candidate in Higher Education Administration at LSU. He is married to the former Cheri Morial of New Orleans.



Bo Bahnsen
 Associate Athletics Director/
 Student Services

Bo Bahnsen serves as LSU's associate athletics director for student services and is the compliance officer for the Athletic Department.

David E. "Bo" Bahnsen was promoted to associate athletics director in 1996 after serving as an assistant A.D. since 1989. He served in various capacities within the department since his graduation from LSU in 1982.

On November 1, 1989, Bahnsen was assigned his primary responsibility as NCAA compliance officer. He also manages LSU's drug testing and drug education program.

After serving as manager of the LSU basketball team as an undergraduate, Bahnsen became administrative assistant for the basketball team upon graduation in May of 1982. In July of 1987 he became administrative assistant to Athletics Director Joe Dean, overseeing the purchasing office, until his promotion in 1989.

Bahnsen, 43, was born in El Campo, Texas, and graduated from Wharton High School in 1977. He attended Wharton County Junior College for two years before transferring to LSU in 1979.

He earned the bachelor of science in physical education and is currently working on a master's in education administration.

Bahnsen is married to the former Karen Mayson, former LSU golfer and current head coach of LSU's nationally ranked women's golf team. They are the parents of Darren (12) and an Devin (10).



Jerry Blanchard
 Associate Athletics Director/Facilities

Jerry Blanchard, in his position as assistant athletics director for facilities, supervises LSU's impressive athletic physical plant consisting of the playing and practice facilities for all sports.

Jerry Blanchard was appointed to the position of assistant athletics director in charge of facilities at LSU on August 15, 1997.

One of Blanchard's primary projects has been the expansion of Tiger Stadium with the addition of skyboxes and seating on the east side of the structure that increased the capacity of the stadium to over 91,600. Also on his docket are the renovation to the west side of Tiger Stadium, including a new press box as well as new parks for both baseball and softball.

Blanchard joined the athletic department after serving almost six years as the director of the Office of Facility Development on the LSU campus. He was responsible for administering a staff of architects, engineers, landscape architects, designers, construction managers, space utilization specialists, date specialists, CAD student workers and support personnel to plan, direct and coordinate all physical facilities, design and construction for the Baton Rouge campus.

The Baton Rouge native also worked as vice president at Clements, Blanchard & Associates, Inc., APAEC in Baton Rouge from 1979-81, Barbay Associates from 1978-79, Architects One Plus, Inc., from 1977-78, Billy J. Smith Architect from 1969-77 and R.L. Bennett & Associates from 1967-69.

Blanchard, 52, attended Istrouma High School in Baton Rouge and graduated from LSU in 1973 with a degree from the College of Environmental Design, School of Architecture. When off duty, he enjoys hunting, fishing, woodworking, photography and has his private pilot's license.

Blanchard and his wife, Cindy, have three children: Jacqueline Leigh (21), Candace Lynn (20) and Samantha Lyndell (11).



Mark Ewing
 Associate Athletics Director/Business

Mark Ewing, an 18-year employee of Louisiana State University, joined the LSU Athletic Department in January 2001, and serves as the department's associate athletics director for business.

Ewing came to the athletic department from LSU's Office of Budget and Planning. He served as LSU's Budget Director overseeing the development and management of the University's \$360 million operating budget.

Prior to his service at LSU, he was employed by Cajun Electric Power Cooperative where he managed accounting for the company's \$2 billion plus construction division.

As associate athletics director for business, Ewing has assumed responsibility for the athletic business operations including budget, travel, personnel, and purchasing as well as responsibility for concession operations.

Ewing, who is a native of Pointe Coupee Parish, received a Bachelor's degree in finance from LSU in 1978 and a Master's degree in public administration from LSU in 1995.

Ewing and his wife, Gail, have three children, Andrea (16), Arleen (14) and Molly Sue (10).



Herb Vincent
 Associate Athletic Director/External Affairs

Herb Vincent, the sports information director at LSU from 1988-2000, returned to his alma mater in August 2002 to serve as Associate Athletic Director for External Affairs.

In his present position, Vincent serves as the primary public relations officer for the LSU Athletic Department and all its entities, including the Tiger Athletic Foundation.

Vincent served as the LSU sports information director from July 1988 to July 2000. He was appointed assistant athletic director in November of 1989, then elevated to Associate AD/Communications in 1992. Besides supervising the LSU Sports information and the electronic media offices, Vincent also was in charge of the athletic photography and coaches' video offices.

He joined LSU as assistant sports information director in February of 1988 and was promoted to the position of SID in July of that year.

Prior to his return to LSU, Vincent served as Vice-President for Communications for the College Sports Southeast regional cable network, headquartered in Birmingham.

Vincent, 41, is a 1979 graduate of Catholic High School in Little Rock, Ark., and received a bachelor's degree in journalism from LSU in 1983. He worked as a student assistant in the sports information office directed by CoSIDA Hall of Famer, the late Paul Manasseh during his undergraduate years.

After graduating from LSU, Vincent spent the 1984 season as assistant PR director for the United States Football League's New Orleans Breakers. In 1985, he was assistant PR director for the USFL's Los Angeles Express and was promoted during the season to the PR staff's top position.

Before joining LSU in 1988, Vincent spent one year as assistant SID at Louisiana Lafayette (then Southwestern Louisiana), where he served as director of athletic publications and the Shreveport native also worked at the Southeastern Conference offices in Birmingham as assistant public relations director in charge of basketball publicity.

Vincent is married to the former Jamey Cavacini of Versailles, Ky.

LSU Athletics

The 2001-02 athletic year proved to be another outstanding one for LSU as the Tigers claimed their 37th and 38th national titles (women's indoor track and field and men's outdoor track and field) as well as their 101st and 102nd Southeastern Conference titles (football and softball).

In all, 18 of LSU's 20 sports competed in postseason action, with 17 of those teams being invited to the NCAA Tournament (or bowl game). The men's basketball team reached the second round of the NIT for LSU's 18th postseason appearance in 2001-02.

LSU's two national titles led all SEC teams in that category for the 2001-02 season, while the Tigers' 17 NCAA (or Bowl) appearances was the third best total in the conference, trailing only Florida and Georgia.

The following is a look at some of the top individual performances by LSU athletes last year:

Walter Davis

MEN'S TRACK & FIELD

Walter Davis has perhaps one of the most dominating seasons for any athlete in school history. Davis was named the NCAA Division Track and Field Athlete of the Year after winning the NCAA outdoor title in the long jump, triple jump and anchoring a leg of LSU's winning 4x100-meter relay team in leading the Tigers to the national title. He capped his illustrious career as a nine-time All-American and a six-time national champion. With his first national championship in the



long jump, he recorded a mark of 26 feet 6 1/4 inches. He became the first LSU man to win the event since Llewellyn Starks in 1990. The 2000 Olympian closed out his collegiate career by shattering his own LSU record in the triple jump, winning with a mark of 56-10 3/4. He closed his collegiate career a perfect 17-0 in the event. In the process, he became only the sixth man in NCAA history to sweep the horizontal jumps and the first to do so since 1998. Davis bettered his school and SEC records by winning the triple jump at the 2002 USA Track & Field Championships (57-8 1/2).



Nicki Arnstad

GYMNASTICS

Nick Arnstad won a share of the NCAA title in the floor exercise with a score of 9.95. Arnstad, a First-Team All-America selection, became the first LSU gymnast in modern-day history to win an individual NCAA title. Arnstad captured the floor title as well as the all-around title a week earlier at the NCAA Central Regional. Arnstad posted a perfect 10.0 score on the floor exercise, leading the Tigers to their first NCAA Regional team title in 16 years.

Josh Reed

FOOTBALL

Josh Reed capped his LSU career as the SEC's all-time leader in receiving yards with 3,001. Reed, who won the Biletnikoff Award in 2001, shattered the league's single-season receiving mark with 1,740 yards on 94 catches last year for the Tigers. Reed also set SEC single-game records with 19 receptions for 293 yards and a pair of touchdowns in LSU's 35-21 win over Alabama. For his efforts, Reed was a consensus All-America selection in 2001 and was drafted in the second round of the 2002 NFL Draft by the Buffalo Bills.

Britni Sneed

SOFTBALL

The most dominating softball player in LSU history, Britni Sneed capped her Tiger career as the winningest pitcher in SEC history with 120 wins. Sneed, who was a First-Team All-America selection, also holds the SEC mark for career shutouts (55). Sneed earned SEC Pitcher of the Year honors for the second-straight year after posting a 34-7 overall mark and leading the Tigers to league title. She capped her four-year career with LSU ranked fourth in NCAA history in strikeouts with 1,370 and she ranks among the top 10 in NCAA history for career victories and strikeout ratio and in the top 15 in NCAA history for appearances, games started, winning percentage and saves. Sneed, who threw six no-hitters in 2002, was one of 10 semifinalists for USA Softball Collegiate Player of the Year Award and was named to the 2002 USA Softball Elite team.



Muna Lee

WOMEN'S TRACK AND FIELD

Named the SEC Female Track and Field Athlete of the Year in 2002 leading the Lady Tigers to the NCAA Indoor title. Lee won the NCAA title in the 200-meter dash in an LSU record time of 22.82 seconds, the second fastest time in NCAA history. In addition, Lee finished third in the 60-meter dash and helped the Lady Tigers to a third place finish in the 4x400-meter relay. At the NCAA Outdoor meet, Lee finished third in the 100-meter dash, fourth in the 200-meter dash and anchored the final leg of LSU's 4x100 meter relay team that finished second.



Meredith Duncan

WOMEN'S GOLF

Meredith Duncan gained fame in the summer of 2001 as she became the first women's golfer in LSU history to win the prestigious U.S. Amateur title. Duncan, who participated in the U.S. Women's Open in 2001, earned First-Team All-America honors last year for the Lady Tigers. Duncan, a First-Team All-SEC selection in 2002, won three individual titles as a senior and she finished 19th at the NCAA Championships.





Over a four-day span last spring, the LSU campus served as the host of the NCAA Track and Field Championships as well as an NCAA Baseball Regional.

All-Sports Success

LSU's athletics program has traditionally been strong throughout all of its varsity sports and has fielded nationally competitive teams in most of its sports.

A total of 18 of LSU's 20 athletic teams participated in post-season play last year, with 17 of those teams being invited to NCAA Tournament action (or a bowl game). The 18th team, the men's basketball squad, advanced to the second round of the National Invitation Tournament. Twelve of LSU's 20 teams finished ranked in the nation's Top 25 for their respective sports during the 2001-02 athletic year, and of those, seven finished in the Top 10.

LSU has won 102 Southeastern Conference championships and has claimed 38 national titles.

Athletics as a Business

Athletics is mistakenly thought of as merely entertainment. In fact, the **total revenues of over \$37.5 million** generated annually by the Athletic Department is:

- twice that of the sales of an average manufacturing plant in Louisiana
- twice the volume of an average food processor
- and about seven times more than the typical apparel plant in the state

Attendance

LSU teams draw some of the largest crowds in all of college athletics:

- More than **1.1 million fans** watched LSU athletics in all 20 sports during the 2000-01 athletic year.
- Over the past 10 years, LSU football attendance has averaged more than 70,000 fans per game. Last season, LSU set a school-record by averaging **90,491** fans a contest, a number that ranked fifth nationally. LSU's average of 90,491 fans a contest makes Tiger Stadium, on a Saturday night, **more populated than 52 of Louisiana's 64 parishes.**

- **LSU baseball set the standard in college baseball for attendance again** in 2002 as more than 275,000 fans watched the Tigers play at Alex Box Stadium in regular and postseason play.

CHAMPS Program

LSU sponsors a fully funded life skills program for student-athletes. The program is called CHAMPS, an acronym for **Challenging Athletes Minds for Personal Success**. Under the CHAMPS program, LSU sets up a number of projects and workshops that aid student-athletes in addressing day-to-day living situations, handling stress and preparing for post-college life.

Under the CHAMPS program, LSU also establishes community service projects in which student-athletes organize and participate. The LSU CHAMPS program sponsors an annual **Halloween "Boo-Zar"** on campus. The boozar is a trick-or-treat night in the LSU Field House in which athletes from all sports distribute candy to Baton Rouge area children. Each athletic team participates in CHAMPS workshops which educate them in life skills and personal development.

Community Involvement

Because of the athletic facilities on the LSU campus, Baton Rouge is able to attract many events and conventions that benefit the community in both public relations and monetary means. LSU has played host to such events as the National Sports Festival (now called the Olympic Festival) and the International Special Olympics. In 2001, LSU hosted the U.S. Senior Olympics and in the past has played host to the U.S. Junior National Track & Field Championships.

The LSU campus is annually the site of LHSAA Track & Field Championships, bringing to campus thousands of young people and their parents. Most recently, **LSU hosted the 2002 NCAA Outdoor Track & Field Championships at Bernie Moore Stadium.**

Economic Impact

LSU has a tremendous impact on the economy of the Baton Rouge area. LSU sporting events bring money into the Baton Rouge economy, not only from throughout the state, but throughout the southeast.

According to a study by LSU economics professor Loren Scott, the existence of **LSU Athletics generates \$131 million in sales for businesses in the Baton Rouge community**, another \$40 million in household earnings and supports over 2,100 jobs in the Baton Rouge area.



Media Guidelines

MEDIA INFORMATION

The 2002-2003 LSU Basketball Media Guide is a source of information for the news media. Additional information is available upon request from the LSU Sports Information Office. News releases, photographs, color slides, video and audio tape cassettes will be made available to accredited members of the news media upon request.

The LSU Sports Information Office is located on the fifth floor of the LSU Athletic Administration Building in the west parking lot of Tiger Stadium.

MAILING ADDRESS:

LSU Sports Information
 P.O. Box 25095
 Baton Rouge, LA 70894-5095
 Phone: (225) 578-8226

OVERNIGHT MAIL ADDRESS:

LSU Sports Information, Room 501
 LSU Athletic Administration Building
 No. Stadium Dr. at Nicholson Dr.
 Baton Rouge, LA 70894

Press Credentials

All requests for working press, photo and broadcast credentials for LSU 2002-2003 home basketball games should be made in writing on company letterhead. Single game credentials must be requested no later than NOON the day before the game. Direct all requests to:

Kent Lowe, Sr. Associate SID
LSU Athletic Department

P. O. Box 25095, Baton Rouge, La. 70894
or FAX (225) 578-1861. All credentials which cannot be mailed are left at the will-call media table inside the Northeast Corridor entrance of the Maravich Assembly Center.

News media covering LSU Basketball on a regular basis will be issued a season parking pass. Other parking passes will be handled on a game-by-game basis. The press parking lot is located across the street from the Maravich Assembly Center in the LSU Athletic Department Building lot.

Requests are honored from sports editors of daily newspapers and sports directors of television and radio stations. Requests from individuals not employed by a media outlet will not be considered. Spouses, dates, non-workers and anyone under 18 years of age are not permitted in the working press area. LSU reserves the right to refuse any credential request deemed not to be in the best interest of the University.

LSU will also handle all requests for the Hispanic College Funds Classic, Nov. 22 and 24.

Press Room and Services

The LSU Sports Information Office provides the news media with a press workroom. It is located in the Northeast Corridor of the Assembly Center. Access to the press room is limited to those with working credentials.

A pre-game meal will be served approximately an hour

before tipoff in the area across from the press room in the Northeast Corridor. Several telephones (collect and credit card calls only) are available in the press workroom. Halftime and final statistics, play-by-play and post-game coaches quotes will be provided in the press room.

Press kits with programs and fact sheets for each team will be available on press row approximately 30 minutes prior to tipoff or earlier upon request.

A FAX machine staffed by the LSU Sports Information Department will be available. Student operators are available to send copy free of charge. Please coordinate any particular filing needs through Kent Lowe.

Radio Rights

One official radio network for the visiting team must be designated by the team's athletic director or media relations director. Visiting radio stations should coordinate all credentials needs through Kent Lowe. Only those working on the radio broadcast will be given credentials for that area.

Radio networks wishing to broadcast should also contact Jim Hawthorne, Director of the LSU Sports Network (225-578-1882). Southeastern Conference opponents may use phone lines on a reciprocal basis. Nonconference opponents should contact Jim Hawthorne to secure phone lines. A small fee will be charged for those crews covering non-conference opponents.

Broadcasts of the LSU basketball games are produced by the LSU Sports Network and distributed through Louisiana Network. Any station wishing to join the network should contact Jim Hawthorne, Director of the LSU Sports Network, P. O. Box 25095, Baton Rouge, La. 70894, or call (225) 578-1882.

TV Rights, Satellite Trucks

The right to televise LSU basketball games is solely that of the University and the Southeastern Conference. Permission to televise the game must be granted by the Athletic Director's Office at LSU and the Commissioner's Office of the Southeastern Conference.

Telecasting entities should contact Coordinator of Electronic Media Kevin Wagner (225) 578-1797 for information regarding setup. Sound microphone technicians will sit at press row, when seats are available or at a designated spots in front of press row that does not block any sold advertising panels. There is no mid-court break for television.

Any outlet using a satellite truck must request satellite truck parking and must have the truck in place at least two hours prior to tipoff. All production and uplink trucks should contact Eric Edwards, Director of the Maravich Assembly Center, (225) 578-8205, regarding arrival time and setup logistics.

Phone Lines

Those writers wishing personal phone lines at press row or in the press room should contact the BellSouth Office in Baton Rouge (**1-800-238-5501**) with LSU Sports Information as the contact.

There will be a minimum of four phone lines available for every game for writers in the press room. Those photographers needing phone lines to send pictures to media outlets should contact LSU photographer Steve Franz prior to arrival to set up a work space in the LSU photo lab.

Photographers

LSU will follow NCAA and SEC rules regarding the media representatives photographing the game. Photographers are limited to working the designated space along the end line of the playing court. No credentials will be issued to freelance

photographers, cutline writers, equipment carriers. Photographers will not be permitted to shoot from the sidelines. All photographers must remain seated on the floor in areas directly in front of fans on the baseline. Video taping from a kneeling position will not be permitted. Photo positions may be assigned by the LSU Sports Information Office prior to selected games.

Interviews

HEAD COACH JOHN BRADY

Coach Brady will be available for phone and in-person interviews on most non-game weekdays during the season. Please coordinate all requests for personal interviews with Coach Brady at least one day in advance through Kent Lowe in the LSU Sports Information Office at 225-578-8226.

Coach Brady will, based on his schedule, be available for brief comments following the conclusion of the practice session each day.

It is strongly suggested that those needing pre-game comments from Coach Brady join in the twice-weekly SEC teleconference beginning in January each Monday and Thursday. Contact the SEC Office for the phone number.

On the road, Coach Brady will be available in the lobby on the day before the game upon arrival at the hotel. Coach Brady will not conduct any interviews, home or away, on game day prior to the game.

PLAYERS

LSU players will be available for interviews after most practices if interviews are requested 24 hours in advance through the LSU Sports Information Office. There will be no interviews once the players come on to the Maravich Assembly Center floor to begin practice warmup. This rule will be strictly enforced.

Phone interviews can also be requested for after practice as well. NO players will be available for interviews on the road prior to the game.

The team apartments, locker room and training room are off limits to media representatives at all times.

POSTGAME

LSU abides by Southeastern Conference policy regarding equal access to all members of the working media.

The LSU lockerroom is closed to all media after all games, home and road. Coach John Brady will conduct his postgame news conference at home games approximately 10 minutes after the game in the L-Club Room of the Maravich Assembly Center. On the road, media members can visit with Brady outside the lockerroom or in the home team's interview area if so requested.

Postgame player interviews are also conducted in the L-Club Room at home and outside the locker room or in an interview area where possible on the road.

Practices

Please contact Kent Lowe at (225) 578-8226 before planning to attend any practice session. Still and video cameras will be allowed during the first 20 minutes of practice only and all interviews will be conducted at the conclusion of practice.

Satellite Feeds

Throughout the 2002-2003 season, the LSU Electronic Media Department will provide weekly satellite feeds with highlights and interviews. Also "Inside LSU Basketball with John Brady" will be available each week on satellite feed to stations. Please contact Kevin Wagner or John Schiebe for feed times and satellite coordinates.

Tigers on the Web

All LSU athletic information can be accessed on the Tigers' world wide web site. It includes daily updates, releases and media guides of all 20 of LSU's intercollegiate athletic teams. The address is:

LSUsports.net

Key Phone Numbers

SPORTS INFORMATION: (225) 578-8226

SPORTS INFORMATION FAX: (225) 578-1861

ATHLETIC DEPARTMENT: (225) 334-4578

LSU SPORTS NETWORK: (225) 578-1882

ATHLETIC TICKET OFFICE: (225) 578-2184

ELECTRONIC MEDIA: (225) 578-1797

Internet

The official website of LSU athletics and the official website of the visiting school will be credentialed. Also, the official online service of the national over-the-air or cable television network which owns broadcast rights to the game requested will receive credentials. Other websites will not be credentialed unless they meet specifications outlined below:

1. Must be a legal corporate entity which has been in business at least one full calendar year and has provided coverage of LSU for at least one year.
2. Must provide daily coverage of all athletic teams of LSU or the visiting team with its own staff of reporters, photographers and equipment.
3. Must travel to and cover major post-season events.
4. Must provide coverage of all press conferences of All athletic teams at LSU or the visiting team.
5. Must be accredited by home university as working media.

NOTE: Websites that sponsor message boards, message centers or chat rooms where people are allowed to post anonymous information will not be issued credentials. If a medium has an online site and they sponsor anonymous forums, they may continue to request credentials under its traditional medium (newspaper, magazine, radio television), but will not be granted additional passes for online staff.

Media List

Newspapers

BATON ROUGE

The Advocate
 P.O. Box 588
 Baton Rouge, LA 70821
EXEC.SPORTS EDITOR: Butch Muir
ASST. SPORTS EDITOR: Matt Randolph
BEAT: Glenn Guilbeau
PHONE: (225) 383-1111
FAX: (225) 388-0318
E-MAIL: sports@theadvocate.com

LSU Daily Reveille
 Room 39, Hodges Hall, LSU
 Baton Rouge, LA 70140
SPORTS EDITOR/BEAT: Larry Holder
PHONE: (225) 578-8676
FAX: (225) 578-1698
E-MAIL:
 sports@reveille.stumedia.lsu.edu

NEW ORLEANS

Times-Picayune
 3800 Howard Avenue
 New Orleans, LA 70140
SPORTS EDITOR: David Meeks
SPORTS EDITOR: Peter Finney
 (columnist)
PHONE: (504) 826-3405
FAX: (504) 826-3401
E-MAIL: sports@timespicayune.com
BEAT WRITER: Jim Kleinpeter
KLEINPETER ADDRESS:
 6041 Destrehan Dr.
 Baton Rouge, LA 70808
KLEINPETER HOME: (225) 769-9291
KLEINPETER FAX: (225) 763-9211

OTHER NEWSPAPERS:

The Shreveport Times
 222 Lake Street
 Shreveport, LA 71130
SPORTS EDITOR: John McCloskey
BEAT WRITER: Nakia Hogan
PHONE: (318) 459-3300
FAX: (318) 459-3301
E-MAIL:
 sports@shreveporttimes.com

Lake Charles American Press
 P.O. Box 2893
 Lake Charles, LA 70602
SPORTS EDITOR: Scooter Hobbs
 (columnist)
PHONE: (337) 494-4069
FAX: (337) 439-4036
E-MAIL: sports@americanpress.com

Alexandria Daily Town Talk
 P.O. Box 7558
 Alexandria, LA 71301
SPORTS EDITOR: John Marcuse
PHONE: (318) 487-6351
FAX: (318) 487-6315
E-MAIL: sports@thetowntalk.com
BEAT WRITER: Dave Moormann
MOORMANN ADDRESS:
 7536 Lew Hoad Ave.
 Baton Rouge, LA 70810
MOORMANN OFFICE/FAX:
 (225) 766-5231
E-MAIL: dmnsoc@bellsouth.net

Monroe News-Star
 411 No. Fourth Street
 Monroe, LA 71201
SPORTS EDITOR: Barry Johnson
PHONE: (318) 362-0267
FAX: (318) 362-0273
E-MAIL: sports@gannett.com

Lafayette Daily Advertiser
 P.O. Box 3268
 Lafayette, LA 70502
SPORTS EDITOR: Bruce Brown
BEAT WRITER: Brady Aymond
PHONE: (337) 289-6303
FAX: (337) 289-6443
E-MAIL: bbrown@theadvertiser.com

Opelousas Daily World
 P.O. Box 1179
 Opelousas, LA 70570
SPORTS EDITOR: Tom Dodge
PHONE: (318) 942-4971
FAX: (318) 948-6572
E-MAIL: tom.dodge@dailyworld.com

Television Stations

BATON ROUGE

WAFB-TV (CBS Affiliate - Ch. 9)
 844 Government Street
 Baton Rouge, LA 70802
SPORTS DIRECTOR: Steve Schneider
REPORTER: Jacques Doucet
PHONE: (225) 336-8891
FAX: (225) 379-7880
E-MAIL:
 wafb.sports@raycommmedia.com

WBRZ-TV (ABC Affiliate - Ch. 2)
 P.O. Box 2906
 Baton Rouge, LA 70821
SPORTS DIRECTOR: Joe Aiello
REPORTERS: Nick Foley
 Michael Cauble
PHONE: (225) 336-2361
FAX: (225) 336-2347
E-MAIL: nick@wbrz.com

WVLA-TV (NBC Affiliate - Ch. 33)
 5220 Essen Lane
 Baton Rouge, LA 70809
PHONE: (225) 766-3233
FAX: (225) 768-9191

Tiger Television (LSU Campus Station)
 Hodges Hall, LSU
 Baton Rouge, LA 70894
PHONE: (225) 578-8687
FAX: (225) 578-1698

NEW ORLEANS
WWL-TV (CBS Affiliate - Ch. 4)
 1024 No. Rampart Street
 New Orleans, LA 70116
SPORTS DIRECTOR: Jim Henderson
REPORTERS: Lee Zurik, Juan Kincaid
PRODUCERS: Tom Planchet
PHONE: (504) 529-6291
FAX: (504) 529-6472

WDSU-TV (NBC Affiliate - Ch. 6)
 846 Howard Avenue
 New Orleans, LA 70113
SPORTS DIRECTOR: Rich Lenz
REPORTER: Matt Lambert
PHONE: (504) 679-0657
FAX: (504) 679-0733

WGNO-TV (ABC Affiliate - Ch. 26)
 ITM Building
 New Orleans, LA 70112
SPORTS DIRECTOR: Harry McCulla
PHONE: (504) 619-6328
FAX: (504) 619-6332

WVUE-TV (FOX Affiliate - Ch. 8)
 P.O. Box 13847
 New Orleans, LA 70185
SPORTS DIRECTOR: Joe Trahan
REPORTERS: Darrell Greene
 Adam Norris
PHONE: (504) 483-1542
FAX: (504) 483-1543

Wire Services

Associated Press
 1001 Howard Avenue, Suite 200-A
 New Orleans, LA 70113
SPORTS EDITOR: Mary Foster
PHONE: (504) 523-3931
FAX: (504) 586-0531
E-MAIL: nrle@ap.org

Specialty Media

Tiger Rag
 P.O. Box 496
 Baton Rouge, LA 70821-0496
EDITOR/BEAT: Greg LaRose
PHONE: (225) 383-5271
FAX: (225) 343-4785
E-MAIL: glarose@i-55.com

Purple & Gold
 4919 Jamestown Avenue, Suite 203
 Baton Rouge, LA 70808
EDITOR: Scott McKay
PHONE: (225) 926-6300
FAX: (225) 231-1879
E-MAIL: scott@purpleandgold.com

Radio Stations

The Eagle 98.1 FM/Oldies 107.3 FM
 (LSU Radio Network Flagship)
 P.O. Box 2331
 Baton Rouge, LA 70821
PHONE: (225) 388-9898
FAX: (225) 499-9800

Louisiana Network
 263 Third Street, 5th Floor
 Baton Rouge, LA 70801
SPORTS: Jeff Palermo
PHONE: (225) 383-8788
FAX: (225) 342-9950

WJBO-AM 1150/WSKR-AM 1210
 P.O. Box 14061
 Baton Rouge, LA 70898-4061
PHONE: (225) 231-1860
FAX: (225) 499-9696
SPORTS: Jon Fine, Tommy Krysan,
 Jimmy Ott, Buddy Songy,

KLsu-FM 91.1
 Hodges Hall, LSU
 Baton Rouge, LA 70894
PHONE: (225) 578-5911
FAX: (225) 578-1698

WWL-AM 870
 1450 Poydras Street
 Suite 440
 New Orleans, LA 70112
SPORTS TALK: Buddy Diliberto
PHONE: (504) 593-6376
FAX: (504) 593-1850
E-MAIL: buddyd@wwlmail.com

LSU COMMUNICATIONS

RADIO

LSU Radio Network
 P.O. Box 25095
 Baton Rouge, LA 70894
DIRECTOR: Jim Hawthorne
PHONE: (225) 578-1882
FAX: (225) 578-1861

COLOR ANALYST: Kevin Ford
 13544 Green View
 Baton Rouge, LA 70894

TELEVISION

LSU Electronic Media
 P.O. Box 25095
 Baton Rouge, LA 70894
DIRECTOR: Kevin Wagner
ASST. DIRECTOR: John Schiebe
ASST. DIRECTOR: Paul Danna
PHONE: (225) 578-1797
FAX: (225) 578-1861

SPORTS INFORMATION

LSU Sports Information
 P.O. Box 25095
 Baton Rouge, LA 70894
SID: Michael Bonnette
SR. ASSOC. SID: Kent Lowe
ASSOC. SIDS: Laurie Cannon
 Bill Franques
 Brian Miller
 Melissa Reynaud
PUB. COORD.: Jason Feirman
GRAPHIC ARTIST: Marie Brewer
PHOTOGRAPHY: Steve Franz
SECRETARY: Pat Fredericks
PHONE: (225) 578-8226
FAX: (225) 578-1861
WEBSITE: www.LSU.sports.net



Michael Bonnette

Sports Information Director
mbonnet@lsu.edu

Michael Bonnette enters his third year as LSU's Sports Information Director after being promoted to the position in August of 2000. As Sports Information Director, Bonnette serves as the chief contact for LSU's nationally-ranked football team as well as overseeing all public-

ity activities for the 20 sports sponsored by the Athletic Department.

The 32-year-old Bonnette, who served as an Associate Sports Information Director for seven years, is in his eighth year with the LSU Athletic Department. Prior to taking over as Sports Information Director, Bonnette was the top assistant for football publicity as well as handling all media relations efforts for LSU's nationally-ranked women's basketball team. He also served as the editor of LSU's award winning gameday football program.

Bonnette joined the LSU SID staff as an intern in 1993 after serving as a student assistant within the department for four years.

The Lake Charles, La., native has been around the sports media relations profession his entire life as he is the son of long-time McNeese State Sports Information Director Louis Bonnette.

Bonnette, who is a 1993 graduate of LSU, serves as vice president for SIDs of the Louisiana Sports Writer's Association. He is married to the former Robin Arnaud of Opelousas, La., and the couple has two sons, Peyton (5) and Grant (3).



Kent Lowe

Senior Associate SID
clowe@lsu.edu

Kent Lowe was appointed senior associate SID in August, 2000, after serving as associate SID for nine years. He serves as the primary media contact for the LSU men's basketball team and women's golf team. Lowe also coordinates the annual Louisiana High School All-Star events

held on the LSU campus.

His voice is also well known as the color analyst on home softball broadcasts on the LSU Sports Network.

Lowe, 44, came to LSU in 1988 from Louisiana Downs where he served as publicity director for the Bossier City, La., racetrack. Lowe was promoted to associate SID in July of 1991 after serving as assistant SID since August of 1988.

Lowe, a native of Shreveport, is a 1979 graduate from LSU-Shreveport. He earned his masters degree at LSU in 1982.



Laurie Cannon

Associate SID
lcannon1@lsu.edu

Laurie Cannon enters her first year at LSU as associate SID in charge of track and field and gymnastics. She comes to LSU after spending the previous year at Baylor University where she served as the primary contact for the Bears' track and field and cross country programs, and

assisted with the publicizing of the Bear football team.

A 2000 graduate of Utah State, Cannon earned bachelor of arts degrees in business administration and exercise science. At her alma mater Cannon served one year as an assistant media relations director and one year as a media relations student assistant. Her duties at USU included serving as the primary contact for the Aggies' gymnastics, softball and women's soccer programs.

While a student at Utah State, Cannon was a four-year letter-winner for the Aggies' nationally ranked gymnastics team. She served as team captain during her junior and senior seasons.

Cannon is a native of Carmichael, Calif.



Bill Franques

Associate SID
wfranqu@lsu.edu

Bill Franques, who served as the LSU baseball administrative assistant for three seasons, returned to the Sports Information office in August of 2000. Franques had previously served as Associate SID for nine years.

Franques' responsibilities as administrative assistant included handling the Tigers' media and public relations, coordinating team and recruiting travel, organizing fund-raising events and booster club meetings, and overseeing office operations.

As associate SID, Franques continues to work as the baseball program's media relations director. He also serves as the Alex Box Stadium public address announcer, and he is the radio color analyst on LSU Sports Network broadcasts of baseball road games. In addition, Franques is the producer and co-host of LSU Sports Journal, a monthly television program featuring LSU sports personalities, and he is the co-host of LSU Tiger Talk, a weekly radio show highlighting athletics department events.

The LSU baseball media guide, edited by Franques, has twice been named best in the nation by the College Sports Information Directors of America and the National Collegiate Baseball Writers Association. His baseball brochures have finished among the top six in the USA in eight of the past 10 seasons.

Franques received a bachelor of arts degree from LSU in 1985. A Lafayette, La., native, Franques was born on July 14, 1963. He is married to the former Yvette Lemoine of Bunkie, La., and they have two children, William Paul, Jr., born September 23, 2000, and Benjamin Lewis, born April 18, 2002.



Brian Miller

Associate SID
bmiller@lsu.edu

Brian Miller enters his first year at LSU as an associate SID after spending the past three years in the same capacity at Auburn University.

Miller, 29, is the secondary contact for football and the primary contact for LSU's nationally-ranked women's basketball team. He will also assist in the

publicity of all other LSU sports.

A native of Hamilton, N.Y., Miller spent the past three years handling soccer and women's basketball at Auburn and worked with the track and field and women's tennis programs on the Plains. Miller graduated from Northeastern University in Boston, in 1996 with a degree in broadcast journalism and began his career in sports information at NU as a student assistant in charge of the publicity of the Huskies' baseball program.

Miller spent one year at Florida Atlantic University as an assistant SID after graduation before spending three years at Louisiana Tech University, two as an assistant (1996-98) and one as the director (1999). At Louisiana Tech, Miller primarily handled the publicity for football and women's basketball. He also spent three seasons as the play-by-play voice of the Lady Techsters basketball team, which included two trips to the NCAA Final Four.

Miller is married to the former Stacey Hill of Mangham, La., and the couple has one son, Trey (1).

Sports Information



Melissa Reynaud

Associate SID
 mreynaud@lsu.edu

Melissa Reynaud enters her second year on the LSU sports information staff as Associate SID in charge of the nationally recognized softball program. She is also the primary contact for the women's volleyball program and supervises staff members overseeing the women's tennis

program

Reynaud, 26, is a Baton Rouge native and a 1997 graduate of LSU in Mass Communications. Prior to coming to LSU, Reynaud was the assistant SID at Northwestern State University in Natchitoches. At NSU, she was the primary media contact for the women's basketball, soccer and softball teams and assisted with the other 11 sports including the NCAA Tournament men's basketball team and Division I-AA football team.

Prior to that, Reynaud worked as an intern at Ole Miss. During her year in Oxford, she worked primarily with the volleyball and men's and women's track and field programs while assisting with football and both basketball teams.

Reynaud began her career at Northwestern State where she was a graduate assistant for two years while earning a master's degree in sports administration.



Jason Feirman

Publications Coordinator
 jfeirma@lsu.edu

Jason Feirman is in his third year as the coordinator of all of LSU's athletic publications.

Feirman served as publications student assistant for two years in the sports information office before joining the staff on a full-time basis in August of 2000.

In 2001-02, he coordinated three media guides that finished in the top seven nationally of CoSIDA publications contest.

In his first year, six media guides produced placed in the Top 20 nationally in the 2000-01 CoSIDA contest.

He served as assistant sports editor of *The Reveille* in fall of 1998, as a sports reporter for Tiger Television in spring of 1998. He was a stringer for The Associated Press from 1996 to 2000 covering LSU, and he held a sports internship at WGNO-TV, ABC affiliate in New Orleans.

Feirman, 23, received a bachelor's of arts degree from LSU in December of 2000. A Metairie, La. native, Feirman was born on July 16, 1978.



Marie Brewer

Graphic Artist
 mbrewer1@lsu.edu

Marie Brewer is in her first year as the graphic artist of all of LSU's athletic publications.

Brewer served as publications student assistant for two years in the sports information office before joining the staff on a full-time basis in June of 2002. As graphic

artist, Brewer's primary focus will be on artwork and concept in all athletic publications.

Last year Brewer's gymnastics media guide placed fifth in the nation from the 2001-02 CoSIDA publications contest. Her softball guide placed seventh.

Brewer was an integral part in six media guides that placed in the Top 20 nationally in the 2000-01 CoSIDA publications contest, including a second place finish for her women's basketball brochure.

Brewer is a freelance graphic artist for *LSU Magazine*, the alum-

ni magazine for the university. Prior to joining LSU athletics, Brewer was the graphic artist for *The Reveille* in 2000. In 2000, she also was a graphic artist for *The Legacy*, LSU's student magazine.

Brewer, 22, received a bachelor's of fine arts degree with a concentration in graphic design from LSU in May of 2002. A Portland, Oregon, native, Brewer was born on December 27, 1979.



Steve Franz

Photography Coordinator
 sfranz2@lsu.edu

Steve Franz joined the LSU athletic department in July of 1998 after being around the Tiger sports scene for years.

Prior to joining LSU athletics, the New Orleans native served as photographer for the independent Tiger Rag magazine for five years. Franz was also a photog-

rapher for United Press International covering some of the area's major political events, Presidential visits, the New Orleans Saints and the NCAA men's and women's Final Fours in New Orleans.

Franz has had his pictures published in several national magazines, including Sports Illustrated and The Sporting News.

Franz, an LSU graduate, also served a summer working in New York state as an assistant photographer for the Buffalo Bisons minor league baseball team and as chief photographer for the Niagara Falls Rapids pro team.

Franz, 32, attended Archbishop Rummel High School in Metairie and received his bachelor's degree from LSU in December of 1993.

STAFF



Pat Fredericks

Administrative Secretary
 pbfred@lsu.edu

Sports Information Student Assistants

Scott Dean
 Michelle Fakier
 David Hurd
 Bill Martin
 Jared Mathews

Patrick Meehan
 Marco Piedy
 Keith Robin
 Jeff Schneider
 Zac Schrieber



The Athletic Administration building houses a television control room that is used for video scoreboard broadcasts for football, basketball and gymnastics in Tiger Stadium and the Pete Maravich Assembly Center.



Kevin Wagner
Assistant AD/Television

Kevin Wagner is the producer/director for LSU's four major coaches' television shows featuring football coach Nick Saban, men's basketball coach John Brady, women's basketball coach Sue Gunter and baseball coach Smoke Laval. He oversees all television projects associated with the LSU Athletic Department,

including the coordination of LSU's video scoreboards in Tiger Stadium and the Pete Maravich Assembly Center.

Wagner, 46, was promoted to his current position in April of 1994 after joining LSU as assistant coordinator in August of 1989. He served in a similar position at Oklahoma State University for five years. He was named Assistant AD in summer, 2002.

A 1980 graduate of LSU in broadcast journalism, Wagner was a four-year Tiger letterman in diving (1975-79), earning All-Southeastern Conference honors in 1979 on the three-meter springboard.

A native of Houston with 22 years of experience in broadcast journalism, Wagner and his wife Karen have two daughters, Allyson, 22, and Jennifer, 20.



John Schiebe
Asst. Coordinator of Television

John Schiebe begins his ninth year as chief assistant in the television department. He came to LSU in August of 1994 from the University of Mississippi where he served as post-production supervisor in the Teleproductions Center there for one-and-a-half years.

Schiebe served as a production assistant in Educational Television Services at Oklahoma State from 1984 through 1987 before becoming a producer/director in Agricultural

Communications at OSU from 1987 until 1993 when he joined Ole Miss.

A 1986 graduate of Oklahoma State, he was born in Minneapolis, Minn. and attended High School in Oxford, Miss. Schiebe, 40, is married to the former Mollie Clements of Memphis, Tenn., and they have two children, Thomas, 14, and Patrick, 13.



Paul Danna
Television Producer

In August of 2002, Danna returned to the LSU Athletic Department after a two-year stint at ESPN in Bristol, Conn. Before working for ESPN, Danna served as a full-time television producer at LSU for two years (1999-2000) and was involved with production of LSU programming since 1991 when he was a student at the University.

Danna, 30, worked as a student assistant in the Electronic Media Department from 1991-95 before working for local television station WBRZ, first in the production department and later as a news editor.

He freelanced for various sports production companies for three years, most notably during the 1997 and 1998 seasons as a member of the ESPN College Gameday crew which traveled to various football stadiums around the country prior to games.

Danna graduated from LSU in 1995 with a bachelor's degree in mass communications.

Inside LSU Basketball



Inside LSU Basketball with John Brady returns this season as the primary source for Tiger basketball news. Jordy Hultberg will serve as host for the seventh straight year, joining LSU head coach John Brady to provide detailed game highlights, in-depth analysis and profiles of the 2002-03 Tigers.

The show also features an "Ask the Coach" segment as well as spotlighting a different aspect of the basketball program each week.

Inside LSU Basketball is syndicated weekly during the season throughout all major markets in the state of Louisiana and across the South on Fox Sports Net. In addition, the show can be viewed in its entirety on LSU's official athletic department web site, LSUsports.tv.

Inside LSU Basketball debuts on Dec. 8 and will continue throughout the season with the last show airing on March 9.

Check local listings for air times as well as the affiliate that Inside LSU Basketball with John Brady can be viewed.



LSU's electronic media staff put the finishing touches on the new "Inside LSU Basketball" set.

INSIDE LSU BASKETBALL AFFILIATES

| | | |
|---------------------|-----------------------|---|
| BATON ROUGE | | |
| WBRZ-TV | Ch.2 (ABC) | Sundays,10:35 pm |
| Cox | Ch. 4 | Mondays,6:00 pm |
| ALEXANDRIA | | |
| KLAX-TV | Ch.31 (ABC) | Sundays,10:00 pm |
| LAFAYETTE | | |
| KPLC-TV | Ch.7 (ABC) | Mondays,3:30 am and Tuesdays,4:00 am |
| MONROE | | |
| KNOE-TV | Ch.8 (CBS) | Sundays,11:00 pm |
| NEW ORLEANS | | |
| WWL-TV | Ch.4 (CBS) | Sundays,11:05 pm |
| Cox | Ch.10 | Sundays,midnight and Mondays,9:30 pm and Wednesdays,8:30 pm |
| SHREVEPORT | | |
| KSHV-TV | Ch.45 (UPN/WB) | Saturdays,11:00 pm |
| MORGAN CITY | | |
| KWBJ-TV | Ch.39 (Ind) | Sundays,10:00 pm |
| NATCHITOCHES | | |
| KNTS-TV | Ch.17 (Ind) | Mondays,6:30 pm |
| CSS | (Southeastern states) | Thursdays,3:00 pm |

The LSU Sports Network, in its 15th year of in-house operation, will continue to provide LSU basketball games to a large audience.



Anchored by two 50,000-watt clear channel affiliates, LSU Fighting Tiger Basketball will be distributed by satellite to 40 radio stations throughout the South from the broadcast studios on the fifth floor of the athletic department building.

Network programming includes all football and men's and women's basketball games, all baseball games and a 32-game softball schedule, a weekly live coaches show for football, men's and women's basketball and baseball, and a weekly 30-minute talk show about LSU Athletics, "Tiger Talk."



Coach Brady during his postgame radio interview with Jim Hawthorne.



Jim Hawthorne

Voice of the Tigers

Hawthorne begins his 23rd season of LSU basketball play-by-play and in his LSU broadcasting career has called the action from two Final Fours, 11 College World Series in baseball (including the 1991, 1993, 1996, 1997 and 2000 National Championship games) and seven football Bowl games.

The Anacoco, La., native coordinates all phases of the network in addition to the play-by-play duties. He hosts "Tiger Sportsline," a weekly one hour live call-in show with the football, basketball and baseball head coaches. He also serves as co-host of a weekly show, "LSU Tiger Talk," on the LSU Sports Network.

A 39-year play-by-play veteran with Northwestern State football, basketball and baseball, Centenary basketball, Texas League baseball and World Football League broadcasts also among his credentials, Hawthorne is married to the former Juanita Carol Thomason of Anacoco and has one son, Joseph William, two daughters, Jaime Lynn and Amanda Ruth, and two grandchildren.

Kevin Ford

Broadcast Host

Ford is in his 14th year with the LSU Sports Network, hosting the network's basketball pregame, halftime and postgame shows.

While at LSU, he served as the broadcast booth statistician and pregame reporter for football broadcasts. He is in his ninth year as football host of pre-game, half-time and post-game shows.

Ford was employed in the Electronic Media Department as a student worker until his graduation. He received a Bachelor of Arts degree in Broadcast Journalism in December of 1991. He currently co-hosts the national program "Louisiana Outdoors Adventures" which airs on The Outdoor Channel. He is married to the former Beth Catanese of New Orleans and they have one daughter, Kayla, born on Aug. 14, 2002.

2002-2003 NETWORK AFFILIATES

| CITY | CALL LETTERS | POWER | FREQUENCY |
|-------------------|--------------|---------|-----------|
| ALEXANDRIA | KSYL AM | 1,000 | 970 Khz |
| ALEXANDRIA | KFAD FM | 6,000 | 93.9 Mhz |
| AMITE | WTGG FM | 6,000 | 96.5 Mhz |
| BATON ROUGE | WDGL FM | 100,000 | 98.1 Mhz |
| BOGALUSA | WBOX AM | 1,000 | 92.0 Khz |
| BOGALUSA | WBOX FM | 3,000 | 92.9 Mhz |
| BUNKIE | KEZP FM | 18,000 | 104.3 Mhz |
| EUNICE | KEUN AM | 1,000 | 1290 Khz |
| FERRIDAY | KFNV FM | 18,500 | 107.1 Mhz |
| HAMMOND | WFPR AM | 1,000 | 1400 Khz |
| HAMMOND | WHMD FM | 3,000 | 107.1 Mhz |
| HOUMA | KFKY-AM | 1,000 | 1490 Khz |
| JENA | KJNA FM | 3,000 | 99.3 Mhz |
| JENNINGS | KJEF AM | 1,000 | 1290 Khz |
| LAFAYETTE | KVOL FM | 6,000 | 105.9 Mhz |
| LAKE CHARLES | KLCL AM | 5,000 | 1470 Khz |
| LEESVILLE | KJAE FM | 3,000 | 92.7 Mhz |
| LEESVILLE | KLLA AM | 1,000 | 1570 Khz |
| MANY | KWLV FM | 25,000 | 107.1 Mhz |
| MARKSVILLE | KAPB FM | 3,000 | 97.7 Mhz |
| MCCOMB, MISS. | WHNY AM | 5,000 | 1250 Khz |
| MINDEN | KASO FM | 5,000 | 96.3 Mhz |
| MONROE | KMLB AM | 5,000 | 1400 Khz |
| MONTICELLO, Miss. | WRQO FM | 50,000 | 102.1 Mhz |
| MOREAUVILLE | KLIL FM | 3,000 | 92.1 Mhz |
| MORGAN CITY | KBZZ FM | 25,000 | 96.7 Mhz |
| NATCHITOCHE | KZBL FM | 50,000 | 95.9 Mhz |
| NEW IBERIA | KANE AM | 1,000 | 1240 Khz |
| NEW ORLEANS | WWL AM | 50,000 | 870 Khz |
| N. CROSSETT, ARK. | KWLT FM | 25,000 | 102.7 Mhz |
| OPELOUSAS | KSLO AM | 1,000 | 1230 Khz |
| PICAYUNE, MISS. | WKSJ FM | 50,000 | 106.1 Mhz |
| RUSTON | KPCH FM | 50,000 | 97.7 Mhz |
| SHREVEPORT | KWKH AM | 50,000 | 1130 Khz |
| TALLULAH | KBYO AM | 500 | 1360 Khz |
| TALLULAH | KBYO FM | 25,000 | 104.5 Mhz |
| THIBODAUX | KTIB AM | 5000 | 640 Khz |
| VILLE PLATTE | KVPI FM | 3,000 | 93.5 Mhz |
| West Monrow | KMBSAM | 5,000 | 1310 Khz |

LSU WORLDWIDE

The following of LSU Athletics is truly worldwide, thanks to modern technology. The radio broadcasts of Tiger sports reach every continent on the planet through Internet access and direct telephone capabilities.

THE INTERNET

LSU Sports Network programming on the Internet can be accessed through the LSU Athletics Department web site:

LSUsports.net

John Brady's Weekly Radio Talk Show

Tiger Sportsline with John Brady, a weekly one hour radio program each Monday night returns for the 2002-03 season. It is designed to give Tiger fans an inside look at LSU basketball and Coach John Brady.

The show will once again be hosted by "The Voice" of LSU athletics, Jim Hawthorne and will be broadcast live at Superior Grill on Government Street in Baton Rouge. Fans have the opportunity to come out and watch the show broadcast live from Superior Grill each week and ask Coach Brady questions in person. Tiger Sportsline also has a live call-in segment for Tigers fans listening at home.

The first show kicks off on Dec. 2 and continues each week throughout the season, with the exception of Dec. 30. It will conclude on March 10.



LSU coach John Brady takes questions from the Voice of the Tigers Jim Hawthorne.

TIGER SPORTSLINE

2002 TIGER SPORTSLINE AIR TIMES

| | |
|----------|----------|
| Dec. 2 | 7-8 p.m. |
| Dec. 9 | 7-8 p.m. |
| Dec. 16 | 7-8 p.m. |
| Dec. 23 | 7-8 p.m. |
| Jan. 6 | 7-8 p.m. |
| Jan. 13 | 7-8 p.m. |
| Jan. 20 | 7-8 p.m. |
| Jan. 27 | 7-8 p.m. |
| Feb. 3 | 7-8 p.m. |
| Feb. 10 | 7-8 p.m. |
| Feb. 17 | 7-8 p.m. |
| Feb. 24 | 7-8 p.m. |
| March 3 | 7-8 p.m. |
| March 10 | 7-8 p.m. |

AFFILIATES CARRYING TIGER SPORTSLINE

| | |
|--------------|-----------|
| Baton Rouge | 98.1 Mhz |
| Alexandria | 970 Khz |
| Jena | 102.7 Mhz |
| Lafayette | 105.9 Mhz |
| Lake Charles | 1470 Khz |
| Monroe | 1440 Khz |
| New Iberia | 1240 Khz |
| New Orleans | 870 Khz |
| Opelousas | 1230 Khz |
| Shreveport | 1130 Khz |
| Tallulah | 1360 Khz |
| Tallulah | 104.5 Mhz |
| Thibodaux | 640 Khz |

Stations are subject to change



Coach Brady visits with daughter Brooke on the Sportsline set during a commercial break.

SEC Sports Information Offices

Alabama (205) 348-6084



P. O. Box 870391
Tuscaloosa, Ala. 35487-0391
Fax: (205) 348-8841
www.rolltide.com

Larry White, Assoc. AD/Media Relations
Becky Hopf, Associate Director
Barry Allen, Assistant Director
Roots Woodruff, Assistant Director
Brian Morgan, Assistant Director
John Hayden, Assistant Director

Arkansas (479) 575-2751



Men's Department
Broyles Athletic Center
P. O. Box 7777
Fayetteville, Ark. 72702
Fax: (479) 575-7481
www.hogwired.com

Kevin Trainor, Sports Information Director
Robby Edwards, Associate Director
Bob Grant, Assistant Director

Auburn (334) 844-9800/9701



P. O. Box 351
Auburn, Ala. 36831-0351
Fax: (334) 844-9708/9807
www.auburn.edu/athletics

Meredith Jenkins, Assistant AD/Director
Chuck Gallina, Associate Director
Kirk Sampson, Associate Director
Mendy Nestor, Associate Director

Florida (352) 375-4683, ext. 6100



P. O. Box 14485
Gainesville, Fla. 32604
Fax (352) 375-4809
www.Gatorzone.com

Norm Carlson, Asst. AD/Communications
Steve McClain, Asst. AD/Sports Information
Mary Howard, Asst. AD/Sports Information
Kathy Cafazzo, Associate Director
Fred Demarest, Associate Director
Greg Hotchkiss, Assistant Director
Zack Higbee, Assistant Director
Heidi Johnson, Assistant Director

Georgia (706) 542-1621



P. O. Box 1472
Athens, Ga. 30603
Fax: (706) 542-9339
www.georgiadogs.com

Claude Felton, Sr. Assoc. AD/External Affairs
Tim Hix, Associate Director
Chris Lakos, Associate Director
Mike Mobley, Associate Director
Jenn Garrett, Assistant Director
John Curran, Assistant Director
Tyler Sabo, Assistant Director
Karlene Lawrence, Publications Coordinator

Kentucky (859) 257-3838



Memorial Coliseum, Room 23
Lexington, Ky. 40506
Fax: (859) 323-4310
www.ukathletics.com

Brooks Downing, Media Relations Director
Tony Neely, Media Relations Director
Susan Lax, Associate Director
Amanda Polley, Assistant Director

LSU (225) 578-8226

P. O. Box 25095
Baton Rouge, La. 70894-5095
Fax: (225) 578-1861
www.LSUsports.net

Michael Bonnette, Sports Information Director
Kent Lowe, Sr. Associate Director
Laurie Cannon, Associate Director
Bill Franques, Associate Director
Brian Miller, Associate Director
Melissa Reynaud, Assistant Director
Jason Feirman, Publications Coordinator
Marie Brewer, Graphic Artist

Ole Miss (662) 915-7522



P. O. Box 217
University, Miss. 38677
Fax: (662) 915-7006
www.OleMissSports.com

Langston Rogers, Assoc. AD/Sports Info.
Lamar Chance, Associate Director
Rick Stupak, Associate Director
Kim Ling, Assistant Director
Kyle Campbell, Assistant Director
Katy Lonergan, Assistant Director

Mississippi State (662) 325-2703/0540



P. O. Box 5308
Mississippi State, Miss. 39762
Fax: (662) 325-2563/3654
www.msstate.edu/athletics

Mike Nemeth, Assoc. AD/Media Relations
David Rosinski, Associate Director
John R. Cade, Assistant Director
Joe Dier, Assistant Director
Laura McCoy, Assistant Director
Todd Anderson, Assistant Director

South Carolina (803) 777-5204



Rex Enright Athletic Center
Columbia, S. C. 29208
Fax: (803) 777-2967
www.uscsports.com

Kerry Tharp, Assoc. AD/Sports Info.
Brian Binette, Asst. Director/Internet Manager
Cheryl Harden, Assistant Director
Ayanna Wakefield, Assistant Director
Michelle Schmitt, Director of Special Events
Julie Long, Publications Director

Tennessee (865) 974-1212



Men's Department
P. O. Box 15016
Knoxville, Tenn. 37901
Fax: (865) 974-1269
www.utsports.com

Bud Ford, Assoc. AD/Sports Info.
Jeff Muir, Associate Director
John Painter, Associate Director
Craig Pinkerton, Associate Director
Tom Mattingly, Dir. of Special Publications

Vanderbilt (615) 322-4121



P. O. Box 120158
Nashville, Tenn. 37212
Fax: (615) 343-7064
www.vucommadore.com

Rod Williams, Assoc. AD/Comm. and Tech.
Tammy Boclair, Assistant Director
Larry Leathers, Assistant Director
Brent Ross, Assistant Director
Andre Foushee, Assistant Director

SEC (205) 458-3010



2201 Richard Arrington
Boulevard North
Birmingham, Ala. 35203
Fax: (205) 458-3030
www.secsports.com

Charles Bloom, Associate Commissioner
Tammy Wilson, Associate Director
DeWayne Peevy, Assistant Director
Chuck Dunlap, Assistant
Tim Andrzejewski, Intern

Comprehensive Coverage of All 20 LSU Varsity Sports

LSUsports.net is your FREE, 24-hour Tiger sports spectacular—and when you see it here, it's the official, final word from LSU. Surf the site that roars and discover:

- Ⓞ The most complete, up-to-date news and information on LSU Athletics
- Ⓞ Rosters and schedules for all Tiger teams
- Ⓞ Real-time statistical updates during LSU sporting events
- Ⓞ Live streaming audio from football, basketball, baseball and softball games and other special events
- Ⓞ Running scoreboard of all events
- Ⓞ View Tiger Stadium, Alex Box Stadium and PMAC seating online—check out your view of the field or court from the exact location of your tickets!
- Ⓞ Online ticketing
- Ⓞ Online Gift Center with LSU merchandise



Tiger Athletic Foundation

AN INVITATION TO JOIN TAF

Through generous donations from Tiger fans such as you, TAF has been able to underwrite a diverse collection of programs over the years from the upgrade and construction of facilities, to the ever-important investment of defraying the rising cost of tuition for scholarship athletes.

Less than one year ago, the LSU Board of Supervisors granted approval to move forward on a project to renovate and refurbish the LSU Gym Armory into a modern, updated facility housing the Academic Center for Athletes as well as an auditorium and computer lab to be enjoyed by the entire campus.

At TAF we feel this wonderful idea is becoming a reality at a pivotal time for LSU's Athletic Program, and after experiencing such enormous success so early in the campaign, I would like to encourage support from all Tiger patrons in accomplishing this important project.

Consider this your invitation to become a part of this winning team whose goal is to provide the opportunity for academic excellence for our Tiger athletes as well as constant support for all LSU Athletic Programs.



Sincerely,

Major General R.G. Richard, USMC (Ret.)
Chief Executive Officer

WHAT IS TAF?

The Tiger Athletic Foundation (TAF) is a private, nonprofit foundation dedicated to supporting LSU and its Athletic Programs. The Foundation is administered by its own board of directors, comprised of TAF donors, which meets quarterly. Officers of the corporation are elected bi-annually.

Louisiana State University has a proud athletic tradition, highlighted by scores of Southeastern Conference and NCAA championships in more than 20 men's and women's varsity sports. Thanks to generous private-sector contributions, the Tiger Athletic Foundation (TAF) continues to play an integral role in sustaining that outstanding tradition. As the central fund-raising organization in support of LSU athletics, TAF's mission is clear - to lead the university in building a comprehensively superior athletic program.

Unrestricted contributions to the Tiger Athletic Foundation benefit every athlete and team at LSU through scholarship and academic awards, as well as through the construction and maintenance of athletic facilities. These projects, large and small, chart the unmistakable course to excellence. And it is the shared vision of alumni and friends of LSU that are making them a reality.

Your donation assists the Tiger Athletic Foundation in its programs of support for LSU Athletics.

- Funding the construction and renovation of facilities and the purchase of equipment to provide Tiger student-athletes with the best possible opportunity to compete at a national level
- Funding support for facilities and programs to enhance the academic opportunities for student/athletes.
- Providing support to assure the best possible coaching and support staffs are in place to lead the LSU athletic program



TAF funded projects:



Academic Center for Student-Athletes



Athletic Training Center



Soccer Park



Lawton Squad Room



University Club

Corporate Sponsors

When you see this...

THINK LSU TIGERS



Thirteen corporations, some of them national and multi-national in scope, participate in an innovative and profitable corporate sponsorship program with the LSU Athletic Department.

The sponsorships provide these companies with valuable promotional avenues and high-profile identity affiliation with LSU sports in exchange for financial support. The corporate sponsorship program generates over \$3 million annually, enabling the athletic department to fund scholarships, team travel, athletic facility improvements and other typical athletic expenses. Current Major Corporate Sponsors of LSU Athletics include Bank One of Louisiana, Coca-Cola, Powerade, EATEL, Winn-Dixie, Louisiana Lottery, McDonald's, United Parcel Service, Farm Bureau Insurance, Our Lady of the Lake Regional Medical Center, Ochsner Clinic, Abita Springs Water Company, and the Advocate.



Ward Wyatt

Assistant AD/Marketing & Promotions



Official Bank of the LSU Tigers

