

2001-02 Tennessee Volunteers Basketball Roster

Alphabetical

| No. | Name | Pos. | Cl. | Exp. | Ht. | Wt. | Hometown (Last School) |
|-----|-------------------|------|-----|------|------|-----|--|
| 32 | Del Baker | G | Sr. | 3L | 6-5 | 200 | Cleveland, Tenn. (Cleveland) |
| 0 | Drew Clemmons | G | Jr. | -- | 6-2 | 170 | Knoxville, Tenn. (Bearden) |
| 4 | Brandon Crump | C | Fr. | RS | 6-10 | 225 | Klein, Texas (Klein) |
| 2 | Micquan Ferguson | G | Sr. | -- | 5-9 | 195 | Nashville, Tenn. (Austin Peay) |
| 24 | Jenis Grindstaff | G | Sr. | 1L | 6-2 | 190 | Spruce Pine, N.C. (Virginia Tech) |
| 12 | Marcus Haislip | F | Jr. | 2L | 6-10 | 230 | Lewisburg, Tenn. (Marshall Co.) |
| 42 | Jon Higgins | G | Jr. | 2L | 6-3 | 190 | Shaker Heights, Ohio (Shaker Heights) |
| 10 | Thaydeus Holden | G | Jr. | TR | 6-0 | 175 | Silsbee, Texas (Seward County [Kan.] CC) |
| 34 | Andy Ikeakor | F | So. | 1L | 6-8 | 250 | Houston, Texas (Westbury Christian) |
| 35 | Ron Slay | F | Jr. | 2L | 6-8 | 235 | Nashville, Tenn. (Oak Hill Academy) |
| 20 | Fred Smithwick | F | Fr. | -- | 6-7 | 205 | Memphis, Tenn. (Christian Brothers) |
| 21 | Derek Stribling | F | Fr. | HS | 6-6 | 190 | Tallahassee, Fla. (Rickards) |
| 30 | Zach Turner | F | Jr. | 2L | 6-7 | 250 | Charlotte, N.C. (Christian) |
| 15 | Elgrace Wilborn | F | Fr. | HS | 6-8 | 220 | Springfield, Ohio (South) |
| 1 | Vincent Yarbrough | F | Sr. | 3L | 6-7 | 210 | Cleveland, Tenn. (Cleveland) |

Numerical

| No. | Name | Pos. | Cl. | Exp. | Ht. | Wt. | Hometown (Last School) |
|-----|-------------------|------|-----|------|------|-----|--|
| 0 | Drew Clemmons | G | Jr. | -- | 6-2 | 170 | Knoxville, Tenn. (Bearden) |
| 1 | Vincent Yarbrough | F | Sr. | 3L | 6-7 | 210 | Cleveland, Tenn. (Cleveland) |
| 2 | Micquan Ferguson | G | Sr. | -- | 5-9 | 195 | Nashville, Tenn. (Austin Peay) |
| 4 | Brandon Crump | C | Fr. | RS | 6-10 | 225 | Klein, Texas (Klein) |
| 10 | Thaydeus Holden | G | Jr. | TR | 6-0 | 175 | Silsbee, Texas (Seward County [Kan.] CC) |
| 12 | Marcus Haislip | F | Jr. | 2L | 6-10 | 230 | Lewisburg, Tenn. (Marshall Co.) |
| 15 | Elgrace Wilborn | F | Fr. | HS | 6-8 | 220 | Springfield, Ohio (South) |
| 20 | Fred Smithwick | F | Fr. | -- | 6-7 | 205 | Memphis, Tenn. (Christian Brothers) |
| 21 | Derek Stribling | F | Fr. | HS | 6-6 | 190 | Tallahassee, Fla. (Rickards) |
| 24 | Jenis Grindstaff | G | Sr. | 1L | 6-2 | 190 | Spruce Pine, N.C. (Virginia Tech) |
| 30 | Zach Turner | F | Jr. | 2L | 6-7 | 250 | Charlotte, N.C. (Christian) |
| 32 | Del Baker | G | Sr. | 3L | 6-5 | 200 | Cleveland, Tenn. (Cleveland) |
| 34 | Andy Ikeakor | F | So. | 1L | 6-8 | 250 | Houston, Texas (Westbury Christian) |
| 35 | Ron Slay | F | Jr. | 2L | 6-8 | 235 | Nashville, Tenn. (Oak Hill Academy) |
| 42 | Jon Higgins | G | Jr. | 2L | 6-3 | 190 | Shaker Heights, Ohio (Shaker Heights) |

Staff

| | |
|------------------------------------|--|
| Head Coach: | Buzz Peterson (North Carolina 1986) |
| Assistant Coaches: | Chris Ferguson (Cumberland (Ky.) College 1981) Kerry Keating (Seton Hall 1993) Al Daniel (Furman 1979) |
| Director of Basketball Operations: | Ed Conroy (The Citadel 1989) |
| Basketball Trainer: | Chad Newman (Tennessee 1994) |
| Strength Coach: | Roderick Moore (Morehouse College 1997) |

How To Say It:

| | |
|----|---|
| 24 | Jenis Grindstaff.....(JEN-us) Grindstaff |
| 12 | Marcus HaislipMarcus (HAY-slip) |
| 10 | Thaydeus Holden.....Thaydeus (THA-dee-us) |
| 34 | Andy Ikeakor.....Andy (eye-KEY-a-core) |
| 1 | Vincent Yarbrough.....Vincent (YAR-bro) |



Del Baker

32 G Sr. 6-5 200
Cleveland, Tenn. (Cleveland HS)

Season/Career Highs

Points
Season 7 vs. Auburn (1/27/02)
Career 12 vs. Mississippi State (2/17/98)

Rebounds
Season 3 Three times; last vs. Georgia (3/2/02)
Career 4 Two times; last vs. Vanderbilt (2/19/00)

Assists
Season 3 Two times; last vs. Vanderbilt (2/2/02)
Career 3 Four times; last vs. Vanderbilt (2/2/02)

Blocks
Season 1 vs. Georgia (3/2/02)
Career 3 vs. Middle Tennessee State (12/10/99)

Steals
Season 1 Three times; last vs. South Carolina (1/23/02)
Career 3 vs. Memphis (12/18/99)

Field Goals Made
Season 2 Three times; last vs. Alabama (3/8/02)
Career 5 vs. Mississippi State (2/17/98)

Field Goals Attempted
Season 4 vs. Alabama (3/8/02)
Career 8 Two times; last vs. Tulsa (12/23/99)

3-Pt Field Goals Made
Season 2 Two times; last vs. Georgia (3/2/02)
Career 3 Two times; last vs. American-Puerto Rico (12/21/99)

3-Pt Field Goals Attempted
Season 3 Two times; last vs. Alabama (3/8/02)
Career 6 Two times; last vs. American-Puerto Rico (12/21/99)

Free Throws Made
Season 1 Four times; last vs. Alabama (3/8/02)
Career 2 Four times; last vs. Georgia (2/9/00)

Free Throws Attempted
Season 2 Four times; last vs. Alabama (3/8/02)
Career 3 vs. Florida (1/18/00)

2001-02 (Senior)

Played in 26 games with two starting assignments... Averaged 1.8 points and 1.3 rebounds in SEC games ... Eleven of his 13 field goals on the season came from behind the three-point arc ... Thirty-one of his 37 field goal attempts were three-pointers ... On Senior Day against Georgia (3/2/02) he celebrated by going 2-for-2 from three-point range to go with three rebounds, an assist and a blocked shot ... Delivered three assists without a turnover in 20 minutes of action at Vanderbilt (2/2/02) ... Drilled a three-pointer to cut the Gators lead to one point with just over four minutes left in UT's loss at 8th-ranked Florida ... Made his first career start against Kentucky (2/6/02) and played a career-high 31 minutes ... Had one of his better games of the season in UT's 76-74 overtime loss against Kentucky (2/6/02), playing outstanding defense against Tayshaun Prince ... Tied his career-high with three assists at LSU (1/30/02) ... Provided the Vols with a valuable boost off the bench with three points and three rebounds in seven minutes of play against Florida (1/9/02) ... Missed four games during the month of December after being diagnosed with a stress fracture in his right ankle on Nov. 28 ... Had been limited due to a sprain in the same ankle earlier in the season.

2000-01 (Medical Redshirt)

Missed the entire season after suffering a broken foot during preseason practices ... He suffered a fracture of the fifth metatarsal (also known as a Jones Fracture) in his left foot during practice on Nov. 1 ... Had the cast on his foot removed on Dec. 5 and was fitted with a walking cast ... Underwent surgery to insert a screw into his left foot on Nov. 7 ... Suffered the exact same injury to his right foot on Feb. 21, 2000 that caused him to miss the final eight games of the 1999-2000 season.

1999-00 (Junior)

Played in 25 games ... Suffered broken right foot in practice Feb. 21 ... Averaged 3.5 points (3.2 in SEC play) coming off the bench ... Hit 41.5 percent from the field ... Owned a positive assist-to-turnover ratio (1.39) ... Scored season-high 10 points against American-Puerto Rico and Radford ... Knocked down three three-pointers against American-PR ... Posted an eight-point effort versus Georgia ... Pulled down a career-high four rebounds while recording a career-high three blocks in the Middle Tennessee game ... Also had four cars at Vanderbilt ... Played a season-high 24 minutes in UT's double overtime win at Florida ... Saw at least 10 minutes of action in nine-game stretch from Tulsa to South Carolina.

1998-99 (Sophomore)

Played in 24 games ... Averaged 1.5 points (1.9 in SEC play) coming off the bench ... Hit 35 percent from the field ... Scored season-high nine points, hitting 3-of-4 from three-point range, off the bench in the season-opener against Arizona, helping the Vols to a three-point advantage after trailing by 13 in the second half ... Tallied seven points, connecting on 3-of-6 from the field in the Vols 100-64 win over Alabama ... Had six points (2-of-2 three-point FGs) in the Vols win over South Carolina at Thompson-Boling Arena ... Played double-figure minutes in three games (Western Carolina, LSU and Southwest Missouri State).

1997-98 (Freshman)

Saw action in 25 games ... Averaged 1.8 points and 1.0 rebounds in a reserve role... Averaged 2.2 points in SEC play ... Connected on 45 percent (13-of-29) from the field, including 35.7 percent (5-of-14) from three-point distance in league play ... Scored career-high 12 points in Tennessee's 87-63 win at Mississippi State, hitting 5-of-8 from the field and 2-of-4 of his treys ... Came off the bench to add six points at South Carolina, hitting 2-of-4 from three-point range ... Tallied six points on two three-pointers (2-of-6) in collegiate debut in UT's win over Winthrop in the season opener ... Registered five points (2-of-4 FGs) in the Vols 77-57 win over St. Joseph's ... Pulled down two rebounds and had one assist against the Tigers ... Dished out a career-high three assists vs. Winthrop ... Blocked a season-high two shots against Appalachian State ... Registered 13 assists and four steals on the season ... Averaged 7.2 minutes per game.

High School

Earned consensus first-team Class AAA All-State honors as a senior ... Honorable mention USA Today All-America selection ... Helped lead Cleveland High School to a 33-2 mark and the 1997 Tennessee Class AAA state championship ... McDonald's All-America nominee ... Averaged 18.1 points, 7.7 rebounds and 5.2 assists as a senior ... Named first-team All Tri-State ... Earned Most Valuable Player Honors in the 1997 District V Tournament ... Scored season-high 35 points against rival Bradley Central ... Selected to the All-Tournament team in the Rogers Buick Tournament held in Knoxville ... Averaged 14 points and seven rebounds per game as a junior ... Played on same AAU team with Vol former teammate C.J. Black ... Signed with the Vols during the early signing period in November 1996 ... Coached at Cleveland High School by Ray Grant.

Personal

Born: March 17, 1979 ... Full name: Delbert Leon Baker ... Academic Major: Sport Management ... Spent part of the spring of 1999 working out with the football team with a tryout as a wide receiver ... The older brother Vincent Yarbrough ... Had his No. 32 jersey retired by Cleveland High School on Nov. 20, 2000.

Career Statistics

| Year | GP-GS | Min | Avg | FG-A | Pct | 3FG-A | Pct | FT-A | Pct | Off-Def-Rebs | Avg | PF-FO | Ast | TO | Blk | Stl | Pts | Avg |
|--------|-------|-----|------|--------|------|------------------|------|-------|-------|--------------|-----|-------|-----|----|-----|-----|-----|-----|
| 1998 | 25-0 | 174 | 7.0 | 17-48 | .354 | 8-27 | .296 | 4-4 | 1.000 | 3-21-24 | 1.0 | 11-0 | 13 | 22 | 6 | 4 | 46 | 1.8 |
| 1999 | 24-0 | 140 | 5.8 | 15-43 | .349 | 6-26 | .231 | 0-2 | .000 | 3-8-11 | 0.5 | 7-0 | 7 | 10 | 0 | 6 | 36 | 1.5 |
| 2000 | 25-0 | 296 | 11.8 | 34-82 | .415 | 12-45 | .267 | 7-17 | .412 | 9-18-27 | 1.1 | 14-0 | 25 | 18 | 12 | 13 | 87 | 3.5 |
| 2001 | | | | | | | | | | | | | | | | | | |
| | | | | | | Medical Redshirt | | | | | | | | | | | | |
| 2002 | 26-2 | 260 | 10.0 | 13-37 | .351 | 11-31 | .355 | 4-9 | .444 | 6-21-27 | 1.0 | 18-0 | 15 | 12 | 1 | 3 | 41 | 1.6 |
| TO TAL | 100-2 | 870 | 8.7 | 79-210 | .376 | 37-129 | .287 | 15-32 | .469 | 21-68-89 | 0.9 | 50-0 | 60 | 62 | 19 | 26 | 210 | 2.1 |

Del Baker Game-By-Game Statistics

| 1997-98 | | | | | | | | | | | | | | 1999-00 | | | | | | | | | | | | | |
|----------------------|------|------|------|------|-------|----|----|---|----|----|---|-----|-------------------------|---------|------|------|---------------|-------|----|----|---|----|----|----|-----|--|--|
| | Stat | FG-A | 3P-A | FT-A | Reb | PF | TP | A | TO | BK | S | Min | | Stat | FG-A | 3P-A | FT-A | Reb | PF | TP | A | TO | BK | S | Min | | |
| Wirthrop | | 2-7 | 2-6 | 0-0 | 0-1-1 | 1 | 6 | 3 | 1 | 1 | 0 | 16 | Elon | 1-4 | 0-1 | 0-2 | 0-2-2 | 0 | 2 | 0 | 0 | 1 | 0 | 0 | 11 | | |
| Miami (Ohio) | | 0-0 | 0-0 | 0-0 | 0-0-0 | 0 | 0 | 0 | 0 | 0 | 0 | 2 | UNC Asheville | 2-5 | 0-3 | 0-0 | 1-0-1 | 0 | 4 | 1 | 1 | 0 | 0 | 0 | 6 | | |
| UNC Asheville | | | | | DNP | | | | | | | | Long Island | 2-4 | 1-1 | 0-0 | 0-0-0 | 0 | 5 | 2 | 0 | 0 | 2 | 11 | | | |
| Austin Peay | | 0-2 | 0-2 | 0-0 | 0-0-0 | 0 | 0 | 0 | 2 | 0 | 0 | 3 | South Florida | 0-0 | 0-0 | 0-0 | 0-0-0 | 0 | 0 | 0 | 1 | 0 | 0 | 3 | | | |
| Appalachian State | | 0-3 | 0-1 | 0-0 | 0-2-2 | 1 | 0 | 0 | 3 | 2 | 0 | 9 | Miami (Ohio) | 0-0 | 0-0 | 0-0 | 0-0-0 | 2 | 0 | 0 | 0 | 1 | 0 | 8 | | | |
| Tennessee Tech | | | | | DNP | | | | | | | | at Pittsburgh | 1-1 | 1-1 | 0-0 | 0-0-0 | 0 | 3 | 1 | 1 | 1 | 1 | 9 | | | |
| Wofford | | 0-2 | 0-1 | 0-0 | 0-2-2 | 0 | 0 | 1 | 0 | 1 | 0 | 8 | West Virginia | 1-4 | 0-2 | 0-0 | 1-0-1 | 1 | 2 | 3 | 1 | 1 | 2 | 13 | | | |
| St. Joseph's | | 2-4 | 1-2 | 0-0 | 1-0-1 | 2 | 5 | 0 | 0 | 0 | 1 | 4 | Middle Tennessee State | 2-3 | 0-1 | 0-0 | 1-3-4 | 0 | 4 | 0 | 2 | 3 | 0 | 13 | | | |
| at Memphis | | 0-0 | 0-0 | 0-0 | 0-0-0 | 1 | 0 | 0 | 1 | 0 | 0 | 2 | at Memphis | 1-2 | 1-2 | 0-0 | 0-2-2 | 1 | 3 | 1 | 1 | 0 | 3 | 18 | | | |
| at USC | | 0-0 | 0-0 | 0-0 | 0-1-1 | 0 | 0 | 0 | 0 | 0 | 0 | 1 | 4st American-PR | 3-6 | 3-6 | 1-2 | 1-0-1 | 0 | 10 | 2 | 0 | 0 | 2 | 13 | | | |
| at Florida | | 0-0 | 0-0 | 0-0 | 0-0-0 | 0 | 0 | 0 | 1 | 0 | 0 | 5 | 4-vs. Southern Illinois | 0-2 | 0-2 | 0-0 | 0-0-0 | 0 | 0 | 2 | 2 | 1 | 0 | 9 | | | |
| Auburn | | 0-0 | 0-0 | 0-0 | 0-0-0 | 0 | 0 | 0 | 0 | 0 | 0 | 2 | 4-vs. Tulsa | 2-8 | 1-5 | 0-0 | 1-1-2 | 0 | 5 | 0 | 0 | 0 | 0 | 22 | | | |
| at Vanderbilt | | | | | DNP | | | | | | | | Radford | 3-7 | 2-4 | 2-2 | 0-1-1 | 1 | 10 | 2 | 0 | 0 | 0 | 20 | | | |
| Mississippi | | 0-0 | 0-0 | 0-0 | 0-0-0 | 0 | 0 | 0 | 0 | 0 | 0 | 3 | at South Carolina | 0-2 | 0-2 | 0-0 | 0-0-0 | 1 | 0 | 1 | 1 | 0 | 0 | 15 | | | |
| at South Carolina | | 2-6 | 2-4 | 0-0 | 0-1-1 | 1 | 6 | 0 | 1 | 0 | 0 | 11 | at LSU | 2-2 | 0-0 | 0-0 | 2-1-3 | 1 | 4 | 1 | 1 | 0 | 0 | 10 | | | |
| Kentucky | | 1-1 | 0-0 | 0-0 | 0-3-3 | 0 | 2 | 0 | 0 | 0 | 0 | 10 | Vanderbilt | 2-5 | 1-3 | 0-0 | 0-0-0 | 1 | 5 | 1 | 0 | 1 | 0 | 11 | | | |
| at Alabama | | 1-2 | 0-1 | 0-0 | 0-0-0 | 1 | 2 | 0 | 3 | 0 | 0 | 5 | Mississippi | 2-2 | 0-0 | 1-2 | 0-1-1 | 0 | 5 | 1 | 1 | 2 | 1 | 16 | | | |
| at LSU | | 0-1 | 0-0 | 0-0 | 0-0-0 | 1 | 0 | 1 | 0 | 0 | 0 | 10 | at Florida | 2-4 | 0-2 | 0-3 | 0-1-1 | 2 | 4 | 2 | 4 | 0 | 0 | 24 | | | |
| Georgia | | 2-5 | 0-1 | 0-0 | 1-2-3 | 1 | 4 | 1 | 2 | 0 | 1 | 12 | Auburn | 2-4 | 0-1 | 0-0 | 0-1-1 | 1 | 4 | 2 | 1 | 0 | 1 | 12 | | | |
| South Carolina | | 0-0 | 0-0 | 0-0 | 0-0-0 | 0 | 0 | 0 | 0 | 0 | 0 | 3 | South Carolina | 1-3 | 0-1 | 0-2 | 0-1-1 | 0 | 2 | 0 | 0 | 0 | 0 | 10 | | | |
| at Kentucky | | 0-0 | 0-0 | 2-2 | 0-3-3 | 1 | 2 | 0 | 0 | 0 | 0 | 11 | at Kentucky | 1-4 | 0-2 | 0-0 | 0-0-0 | 0 | 2 | 1 | 0 | 1 | 0 | 7 | | | |
| Arkansas | | 0-0 | 0-0 | 0-0 | 0-0-0 | 0 | 0 | 1 | 0 | 0 | 0 | 4 | at Mississippi State | 0-0 | 0-0 | 0-0 | 0-0-0 | 0 | 0 | 0 | 0 | 0 | 0 | 3 | | | |
| at Mississippi State | | 5-8 | 2-4 | 0-0 | 1-1-2 | 1 | 12 | 2 | 0 | 1 | 1 | 23 | Georgia | 2-2 | 2-2 | 2-2 | 1-0-1 | 0 | 8 | 1 | 0 | 0 | 1 | 7 | | | |
| Vanderbilt | | 2-4 | 1-2 | 0-0 | 0-3-3 | 0 | 5 | 2 | 5 | 0 | 1 | 17 | Florida | 1-4 | 0-1 | 0-0 | 0-1-1 | 1 | 2 | 0 | 1 | 0 | 0 | 11 | | | |
| Florida | | 0-2 | 0-2 | 0-0 | 0-0-0 | 0 | 0 | 0 | 0 | 0 | 0 | 3 | at Vanderbilt | 1-4 | 0-3 | 1-2 | 1-3-4 | 2 | 3 | 1 | 0 | 0 | 0 | 14 | | | |
| at Georgia | | 0-0 | 0-0 | 0-0 | 0-0-0 | 0 | 0 | 1 | 0 | 0 | 0 | 5 | Kentucky | | | | DNP - Injured | | | | | | | | | | |
| 1-LSU | | 0-0 | 0-0 | 0-0 | 0-2-2 | 0 | 0 | 1 | 0 | 0 | 0 | 3 | at Alabama | | | | DNP - Injured | | | | | | | | | | |
| 1-Arkansas | | | | | DNP | | | | | | | | Arkansas | | | | DNP - Injured | | | | | | | | | | |
| 2-Illinois State | | 0-1 | 0-1 | 2-2 | 0-0-0 | 0 | 2 | 0 | 0 | 0 | 0 | 2 | at Georgia | | | | DNP - Injured | | | | | | | | | | |
| 1998-99 | | | | | | | | | | | | | | 2001-02 | | | | | | | | | | | | | |
| | Stat | FG-A | 3P-A | FT-A | Reb | PF | TP | A | TO | BK | S | Min | | Stat | FG-A | 3P-A | FT-A | Reb | PF | TP | A | TO | BK | S | Min | | |
| 3-Arizona | | 3-7 | 3-4 | 0-0 | 0-0-0 | 0 | 9 | 1 | 1 | 0 | 1 | 9 | Tennessee Tech | 0-1 | 0-1 | 1-2 | 0-2-2 | 1 | 1 | 2 | 0 | 0 | 0 | 0 | 9 | | |
| Tennessee State | | 0-3 | 0-2 | 0-0 | 0-0-0 | 0 | 0 | 0 | 2 | 0 | 0 | 8 | 8-Marquette | 1-1 | 1-1 | 0-0 | 1-0-1 | 0 | 3 | 0 | 0 | 0 | 0 | 7 | | | |
| Cal State Northridge | | 0-0 | 0-0 | 0-0 | 0-0-0 | 0 | 0 | 0 | 1 | 0 | 0 | 5 | 8-Alaska Anchorage | 0-0 | 0-0 | 0-0 | 0-1-1 | 2 | 0 | 1 | 0 | 0 | 0 | 1 | 7 | | |
| at Miami (Ohio) | | 0-0 | 0-0 | 0-0 | 0-0-0 | 0 | 0 | 0 | 0 | 0 | 0 | 3 | 8-St. John's | 1-2 | 1-2 | 0-0 | 0-0-0 | 0 | 3 | 0 | 0 | 0 | 0 | 3 | | | |
| UT-Chattanooga | | 1-2 | 0-0 | 0-0 | 0-0-0 | 0 | 2 | 1 | 0 | 0 | 1 | 2 | Appalachian State | | | | DNP - Injured | | | | | | | | | | |
| Western Carolina | | 1-6 | 0-4 | 0-0 | 0-2-2 | 0 | 2 | 0 | 1 | 0 | 0 | 16 | at Southern Methodist | | | | DNP - Injured | | | | | | | | | | |
| Memphis | | 1-2 | 0-1 | 0-0 | 0-1-1 | 2 | 2 | 1 | 0 | 0 | 0 | 9 | at Memphis | | | | DNP - Injured | | | | | | | | | | |
| Pittsburgh | | 0-0 | 0-0 | 0-0 | 0-0-0 | 0 | 0 | 0 | 0 | 0 | 0 | 2 | Radford | | | | DNP - Injured | | | | | | | | | | |
| at St. Joseph's | | 0-0 | 0-0 | 0-0 | 0-0-0 | 1 | 0 | 1 | 0 | 0 | 0 | 4 | at Louisville | 0-0 | 0-0 | 0-0 | 0-0-0 | 0 | 0 | 0 | 0 | 0 | 0 | 0 | 2 | | |
| at South Florida | | 0-0 | 0-0 | 0-0 | 0-0-0 | 0 | 0 | 1 | 0 | 0 | 0 | 2 | West Virginia | 0-0 | 0-0 | 0-0 | 0-1-1 | 0 | 0 | 0 | 0 | 0 | 0 | 1 | 5 | | |
| UNC Greensboro | | 1-2 | 0-1 | 0-0 | 0-0-0 | 0 | 2 | 0 | 1 | 0 | 0 | 9 | at Wisconsin | | | | DNP | | | | | | | | | | |
| at Auburn | | 1-3 | 0-1 | 0-0 | 0-0-0 | 0 | 2 | 0 | 0 | 0 | 1 | 8 | Ole Miss | 0-0 | 0-0 | 0-0 | 0-1-1 | 0 | 0 | 0 | 0 | 0 | 0 | 0 | 6 | | |
| LSU | | 1-5 | 0-4 | 0-0 | 0-1-1 | 1 | 2 | 1 | 1 | 0 | 1 | 13 | Florida | 1-1 | 1-1 | 0-0 | 1-2-3 | 0 | 3 | 1 | 3 | 0 | 0 | 7 | | | |
| South Carolina | | 2-2 | 2-2 | 0-0 | 0-1-1 | 0 | 6 | 0 | 0 | 0 | 0 | 6 | at Georgia | 1-2 | 0-0 | 0-0 | 1-0-1 | 0 | 2 | 0 | 2 | 0 | 0 | 5 | | | |
| at Kentucky | | | | | DNP | | | | | | | | at Mississippi State | 0-0 | 0-0 | 0-0 | 0-1-1 | 1 | 0 | 0 | 0 | 0 | 0 | 6 | | | |
| Georgia | | 0-0 | 0-0 | 0-0 | 0-0-0 | 0 | 0 | 1 | 1 | 0 | 0 | 4 | Syracuse | 0-1 | 0-1 | 0-0 | 1-0-1 | 2 | 0 | 0 | 0 | 0 | 0 | 8 | | | |
| at Florida | | 1-2 | 0-1 | 0-2 | 0-0-0 | 0 | 2 | 0 | 0 | 0 | 1 | 5 | Middle Tennessee State | 0-3 | 0-3 | 0-0 | 0-0-0 | 0 | 0 | 0 | 0 | 0 | 0 | 8 | | | |
| at Vanderbilt | | 0-0 | 0-0 | 0-0 | 0-1-1 | 0 | 0 | 0 | 0 | 0 | 0 | 3 | South Carolina | 1-1 | 1-1 | 0-0 | 0-0-0 | 0 | 3 | 1 | 0 | 0 | 1 | 8 | | | |
| Alabama | | 3-6 | 1-2 | 0-0 | 0-0-0 | 0 | 7 | 0 | 1 | 0 | 1 | 8 | Auburn | 2-2 | 2-2 | 1-2 | 1-1-2 | 2 | 7 | 0 | 0 | 0 | 0 | 17 | | | |
| at Arkansas | | | | | DNP | | | | | | | | at LSU | 0-0 | 0-0 | 0-1 | 0-1-1 | 1 | 0 | 3 | 0 | 0 | 0 | 16 | | | |
| Mississippi State | | 0-0 | 0-0 | 0-0 | 1-0-1 | 0 | 0 | 0 | 0 | 0 | 0 | 2 | at Vanderbilt | 0-3 | 0-2 | 0-0 | 0-1-1 | 1 | 0 | 3 | 0 | 0 | 0 | 20 | | | |
| Florida | | 0-1 | 0-1 | 0-0 | 0-1-1 | 2 | 0 | 0 | 1 | 0 | 0 | 5 | Kentucky | g | 0-3 | 0-2 | 0-0 | 0-2-2 | 1 | 0 | 0 | 1 | 0 | 0 | 31 | | |
| Vanderbilt | | | | | DNP | | | | | | | | at South Carolina | 0-1 | 0-1 | 0-0 | 0-3-3 | 2 | 0 | 0 | 1 | 0 | 0 | 12 | | | |
| at Mississippi | | | | | DNP | | | | | | | | Arkansas | 0-1 | 0-1 | 0-0 | 0-1-1 | 1 | 0 | 2 | 1 | 0 | 0 | 17 | | | |
| at South Carolina | | 0-1 | 0-1 | 0-0 | 0-0-0 | 1 | 0 | 0 | 0 | 0 | 0 | 3 | at Alabama | 1-3 | 1-2 | 1-2 | 0-0-0 | 1 | 4 | 0 | 1 | 0 | 0 | 8 | | | |
| at Georgia | | | | | DNP | | | | | | | | at Kentucky | 0-1 | 0-1 | 0-0 | 0-0-0 | 1 | 0 | 0 | 0 | 0 | 0 | 10 | | | |
| Kentucky | | | | | DNP | | | | | | | | Vanderbilt | 0-1 | 0-1 | 0-0 | 0-1-1 | 0 | 0 | 0 | 1 | 0 | 0 | 7 | | | |
| 1-Mississippi State | | 0-0 | 0-0 | 0-0 | 0-0-0 | 0 | 0 | 0 | 0 | 0 | 0 | 3 | at Florida | 1-3 | 1-3 | 0-0 | 0-0-0 | 0 | 3 | 0 | 1 | 0 | 0 | 9 | | | |
| 2-Delaware | | 0-1 | 0-1 | 0-0 | 0-0-0 | 0 | 0 | 0 | 0 | 0 | 0 | 1 | Georgia | f | 2-2 | 2-2 | 0-0 | 1-2-3 | 0 | 6 | 1 | 1 | 1 | 0 | 16 | | |
| 2-SW Missouri State | | 0-3 | 0-1 | 0-0 | 2-1-3 | 0 | 0 | 1 | 0 | 0 | 0 | 10 | 1-Arkansas | 0-1 | 0-1 | 0-0 | 0-0-0 | 1 | 0 | 0 | 0 | 0 | 0 | 4 | | | |
| | | | | | | | | | | | | | 1-Alabama | 2-4 | 1-3 | 1-2 | 0-1-1 | 1 | 6 | 1 | 0 | 0 | 0 | 12 | | | |

- 1-SEC Tournament
- 2-NCAA Tournament
- 3-BCA Classic (Albuquerque, N.M.)
- 4-Puerto Rico Holiday Classic (Bayamon, P.R.)
- 5-at Nashville, Tenn.
- 6-Jimmy V Classic (East



Brandon Crump

4 F Fr. 6-10 210

Klein, Texas (Klein HS)

2001-02 (Freshman)

Played in 30 games, earning 19 stats ... Led the team in field goal percentage after making 59.4 percent (85-of-143) of his shots... His 59.4 field goal percentage led all SEC freshmen ... Shot 60.0 percent (33-of-55) from the field against conference opponents.. Ranked in a tie for second on the team with 56 of fensive rebounds ... Averaged 5.7 points and 3.3 rebounds in SEC games ... Rejoined the starting lineup for the Middle Tennessee game following the season-ending knee injury to Ron Slay and started 13 of Tennessee s last 15 games ... In two SEC Tournament games he averaged 9.5 points, including 11 points against Arkansas in the first round ... Went 6-of-9 from the field to score 12 points along with seven rebounds (four of fensive) and three assists against Middle Tennessee State (1/21/02) ... Recorded four points and seven rebounds, including a career-high four of fensive boards against eighth-ranked Syracuse (1/19/02) ... Had eight points on 4-of-5 shooting in 11 minutes of action at Mississippi State (1/16/02) ... Played an outstanding game at Louisville (12/20/01) when he had 10 points on 5-of-8 shooting to go with five rebounds ... Earned his first career start against Marquette at the Great Alaska Shootout ... Averaged 12.0 points and 7.3 rebounds at the three-game tournament ... Came off the bench to score 12 points and grab four rebounds against Tennessee Tech (11/16/01) ... Suffered a sprained ankle in preseason practice that caused him to miss Tennessee s first exhibition game.

2000-01 (Redshirt)

Spent the 2000-01 season as a redshirt while adding bulk to his frame.

High School

First team all-state selection ... Averaged 15.8 points, 10.2 rebounds and 2.9 blocks per game as a senior at Klein High School ... Shot 53 percent from the field, 44 percent from three-point range and 79 percent from the free throw line ... Led Klein to a 24-9 overall record as a senior ... As a senior he was ranked as the 58th-best high school senior in the nation and the 17th-best power forward by CBS Sportsline.com ... Ranked as one of the top 100 high school seniors in the nation by CBS SportsLine.com ... Rated as one of the top 100 high school seniors in the nation by FoxSports.com ... Named the MVP of the THBC All-Star game ... Averaged 17 points, 10 rebounds, 5 assists, 3.5 blocks, and 3 steals per game as a junior ... Led Klein HS to a district championship as a junior ... Coached by Glenn Arnold.

Personal

Born: September 12, 1982 ... Full name: Brandon Christopher Crump ... Parents are Norma and Clifton Crump ... Academic major: Sport Management ... Has added nearly 25 pounds to his frame since arriving on campus ... He has seen his bench press increase by 85 pounds and his squats by 140 pounds ... His vertical leap has also improved to 31.5 inches ... Made a name for himself in practices as a fierce shot blocker ... Was just 17 years old when he arrived on the University of Tennessee campus in August 2000.

Season/Career Highs

| | |
|-----------------------------------|--|
| Points | |
| Season | 16 vs. Alaska Anchorage (11/23/01) |
| Career | Same |
| Rebounds | |
| Season | 8 Two times; last vs. St. Johns (11/24/01) |
| Career | Same |
| Assists | |
| Season | 3 Two times; last vs. Middle Tennessee State (1/21/02) |
| Career | Same |
| Blocks | |
| Season | 2 Five times; last vs. Georgia (3/2/02) |
| Career | Same |
| Steals | |
| Season | 2 Two times; last vs. Georgia (3/2/02) |
| Career | Same |
| Field Goals Made | |
| Season | 6 Three times; last vs. Middle Tennessee State (1/21/02) |
| Career | Same |
| Field Goals Attempted | |
| Season | 11 vs. Alaska Anchorage (11/23/01) |
| Career | Same |
| 3-Pt Field Goals Made | |
| Season | 1 vs. Vanderbilt (2/2/02) |
| Career | Same |
| 3-Pt Field Goals Attempted | |
| Season | 1 Two times; last vs. Kentucky (2/19/02) |
| Career | Same |
| Free Throws Made | |
| Season | 6 vs. St. Johns (11/24/01) |
| Career | Same |
| Free Throws Attempted | |
| Season | 8 vs. Vanderbilt (2/2/02) |
| Career | Same |
| Minutes | |
| Season | 34 vs. St. Johns (11/24/01) |
| Career | Same |

Career Statistics

| Year | GP-GS | Min | Avg | FG-A | Pct | 3FG-A | Pct | FT-A | Pct | Off-Def-Rebs | Avg | PF-FO | Ast | TO | Blk | Stl | Pts | Avg |
|------|-------|-----|------|--------|------|-------|------|-------|------|--------------|-----|-------|-----|----|-----|-----|-----|-----|
| 2002 | 30-19 | 648 | 21.6 | 85-143 | .594 | 1-2 | .500 | 43-78 | .551 | 56-70-126 | 4.2 | 80-4 | 28 | 34 | 17 | 13 | 214 | 7.1 |

Brandon Crump

Game-By-Game Statistics

| 2001-02 | Stat | FG-A | 3P-A | FT-A | Reb | PF | TP | A | TO | BK | S | Min |
|------------------------|------|------|------|------|---------------|----|----|---|----|----|---|-----|
| Tennessee Tech | | 6-7 | 0-0 | 0-0 | 2-2-4 | 2 | 12 | 3 | 1 | 0 | 1 | 29 |
| 8-Marquette | c | 2-6 | 0-0 | 2-3 | 3-5-8 | 3 | 6 | 1 | 4 | 1 | 1 | 25 |
| 8-Alaska Anchorage | c | 6-11 | 0-0 | 4-6 | 3-3-6 | 2 | 16 | 2 | 2 | 2 | 0 | 30 |
| 8-St. Jdins | c | 4-8 | 0-0 | 6-6 | 3-5-8 | 1 | 14 | 2 | 2 | 0 | 1 | 34 |
| Appalachian State | c | 4-4 | 0-0 | 0-1 | 3-4-7 | 2 | 8 | 1 | 4 | 0 | 0 | 28 |
| at Southern Methodist | c | 2-4 | 0-0 | 3-4 | 0-6-6 | 5 | 7 | 0 | 0 | 1 | 1 | 24 |
| at Memphis | c | 2-5 | 0-0 | 0-0 | 1-2-3 | 3 | 4 | 0 | 0 | 1 | 0 | 16 |
| Radford | | 2-3 | 0-0 | 0-0 | 1-2-3 | 3 | 4 | 0 | 0 | 0 | 0 | 18 |
| at Louisville | | 5-8 | 0-0 | 0-0 | 1-4-5 | 1 | 10 | 0 | 0 | 0 | 0 | 18 |
| W est Virginia | | 2-2 | 0-0 | 0-0 | 1-2-3 | 1 | 4 | 0 | 1 | 0 | 1 | 17 |
| at Wisconsin | | 3-6 | 0-0 | 2-3 | 3-0-3 | 2 | 8 | 0 | 0 | 0 | 0 | 16 |
| Ole Miss | | 1-1 | 0-0 | 2-2 | 0-0-0 | 2 | 4 | 0 | 1 | 1 | 0 | 15 |
| Florida | | 2-4 | 0-0 | 0-2 | 1-1-2 | 3 | 4 | 1 | 0 | 0 | 0 | 15 |
| at Georgia | | 1-1 | 0-0 | 0-1 | 0-1-1 | 4 | 2 | 1 | 0 | 0 | 0 | 9 |
| at Mississippi State | | 4-5 | 0-0 | 0-2 | 1-0-1 | 2 | 8 | 0 | 0 | 0 | 0 | 11 |
| Syracuse | | 2-4 | 0-0 | 0-2 | 4-3-7 | 0 | 4 | 1 | 1 | 0 | 0 | 16 |
| Middle Tennessee State | c | 6-9 | 0-0 | 0-2 | 4-3-7 | 4 | 12 | 3 | 2 | 0 | 0 | 27 |
| South Carolina | c | 4-7 | 0-0 | 2-2 | 2-0-2 | 2 | 10 | 1 | 1 | 0 | 0 | 22 |
| Auburn | c | 3-5 | 0-0 | 1-2 | 2-1-3 | 4 | 7 | 2 | 1 | 0 | 2 | 18 |
| at LSU | c | 3-6 | 0-0 | 1-5 | 4-0-4 | 1 | 7 | 2 | 0 | 0 | 1 | 30 |
| at Vanderbilt | c | 3-4 | 1-1 | 5-8 | 0-5-5 | 4 | 12 | 1 | 2 | 1 | 0 | 21 |
| Kentucky | | | | | DNP - illness | | | | | | | |
| at South Carolina | c | 0-0 | 0-0 | 1-4 | 1-1-2 | 1 | 1 | 0 | 1 | 0 | 0 | 14 |
| Arkansas | c | 2-3 | 0-0 | 2-2 | 2-4-6 | 1 | 6 | 1 | 2 | 2 | 0 | 23 |
| at Alabama | c | 3-3 | 0-0 | 0-2 | 2-1-3 | 5 | 6 | 1 | 2 | 1 | 1 | 14 |
| at Kentucky | c | 1-2 | 0-1 | 1-2 | 0-2-2 | 5 | 3 | 1 | 1 | 0 | 0 | 27 |
| Vanderbilt | c | 0-3 | 0-0 | 2-2 | 4-1-5 | 5 | 2 | 1 | 1 | 2 | 1 | 27 |
| at Florida | c | 3-5 | 0-0 | 2-2 | 4-2-6 | 4 | 8 | 2 | 2 | 2 | 1 | 25 |
| Georgia | | 3-6 | 0-0 | 0-0 | 1-6-7 | 3 | 6 | 0 | 2 | 2 | 2 | 26 |
| 1-Arkansas | c | 3-6 | 0-0 | 5-7 | 3-3-6 | 3 | 11 | 1 | 1 | 0 | 0 | 29 |
| 1-Alabama | c | 3-5 | 0-0 | 2-6 | 0-1-1 | 2 | 8 | 0 | 0 | 1 | 0 | 24 |

1-SEC Tournament

2-NCAA Tournament

3-BCA Classic (Albuquerque, N.M.)


4-Puerto Rico Holiday Classic (Bayamon, P.R.)

5-at Nashville, Tenn.

6-Jimmy V Classic (East Rutherford, N.J.)

7-Rainbow Classic (Honolulu, Hawaii)

8-Great Alaska Shootout (Anchorage, Alaska)



Jenis Grindstaff

24 G Sr. 6-2 190

Spruce Pine, N.C. (McDowell HS / Virginia Tech)

Season/Career Highs

| | |
|-----------------------------------|--|
| Points | |
| Season | 18 vs. Syracuse (1/19/02) |
| Career | Same |
| Rebounds | |
| Season | 6 Two times; last vs. Kentucky (2/19/02) |
| Career | 6 Three times; last vs. Kentucky (2/19/02) |
| Assists | |
| Season | 7 vs. Alaska Anchorage (11/23/01) |
| Career | Same |
| Blocks | |
| Season | 1 Three times; last vs. Vanderbilt (2/23/02) |
| Career | 1 Three times; last vs. Georgia (1/12/02) |
| Steals | |
| Season | 5 vs. Ole Miss (1/6/02) |
| Career | Same |
| Field Goals Made | |
| Season | 5 Four times; last vs. Georgia (3/2/02) |
| Career | Same |
| Field Goals Attempted | |
| Season | 11 vs. Syracuse (1/19/02) |
| Career | Same |
| 3-Pt Field Goals Made | |
| Season | 3 Two times; last vs. Vanderbilt (2/23/02) |
| Career | Same |
| 3-Pt Field Goals Attempted | |
| Season | 6 vs. Syracuse (1/19/02) |
| Career | Same |
| Free Throws Made | |
| Season | 5 Four times; last vs. Arkansas (3/7/02) |
| Career | Same |
| Free Throws Attempted | |
| Season | 6 Three times; last vs. Arkansas (3/7/02) |
| Career | Same |
| Minutes | |
| Season | 33 vs. Georgia (3/2/02) |
| Career | Same |

2001-02 (Senior)

Will go down in history as one of the University of Tennessee's most courageous players ever after battling injuries throughout his career ... Recipient of the Birchfield-Moss Most Courageous Award and the Free Throw Shooting Award at the team's post-season banquet ... Ranked 10th in the SEC in league games with 3.4 assists per game ... Averaged 7.3 points and 3.7 rebounds per game against SEC foes ... Started 10 of his 14 games league games ... Despite practicing just once in the 10 days leading up to the game, had six points, four rebounds and three assists in 26 minutes of action at No. 7 Alabama (2/16/02) ... Scored Tennessee's first eight points of the second half in sparking the Vols to an upset of the seventh-ranked Kentucky Wildcats (2/6/02) ... Saw his minutes increase from 15.6 mpg before Jan. 1 to 24.7 mpg in his final 18 games ... Played a career-high 32 minutes against Syracuse (1/19/02) and at Vanderbilt (2/2/02) ... In 14 games since joining the starting lineup, averaged 3.3 (46) assists per game ... Suffered an injury to his left knee against Kentucky (2/6/02) that caused him to miss two games ... Against Georgia (3/2/02) he had 12 points on 5-of-8 shooting to go with six assists and five rebounds ... Delivered the game-winning assist to Vincent Yarbrough with 4.3 seconds left the the game at Vanderbilt (2/2/02) ... Earned his first start of the season against 8th-ranked Syracuse (1/19/02) and turned in his best performance as a Vd ... He had career-highs or tied his career-best for points (18), rebounds (5), field goals made (5), field goals attempted (11), three-pointers made (3), three-pointers attempted (6), free throws made (5), free throws attempted (6) and minutes played (32) against the Orangemen ... Had a career-high five steals in 26 minutes of action against Ole Miss (1/6/02) ... In the final 3:37 of UT's game against West Virginia (12/22/01) he had two points, two steals, an assist and an offensive rebound ... Scored 11 consecutive points late in UT's win over Appalachian State ... Finished the ASU game with a career-high 13 points on 5-of-7 shooting ... Had a career-high seven assists without any turnovers in UT's win over Alaska Anchorage (11/23/01) in the Great Alaska Shootout.

2000-01 (Junior)

Best game of the season came at 12th-ranked Syracuse when he set career-highs for points (11) and rebounds (6) in just 20 minutes of action ... He made a pair key three-pointers against Syracuse, including one in the closing seconds of the first half to give UT a seven point half time lead ... Averaged 5.0 points and 2.5 assists in 31 minutes of action at the SEC Tournament ... Had seven points and three assists in 17 minutes of action in the second round of the SEC Tournament against Ole Miss (3/9/01) ... Hit a critical three-pointer to pull the Vols within three points against South Carolina (2/27/01), eventually setting the stage for Terrence Woods game-tying three-pointer at the buzzer ... Made his first career start against Ole Miss (2/10/01) and scored six points in 14 minutes of action ... Returned to the Volunteer lineup in the season opener against UT-Chattanooga after missing almost the entire 1999-2000 campaign.

1999-00 (Sophomore)

Played in season opener against Elon, scoring two points in 14 minutes before tearing his left anterior cruciate ligament and missing the remainder of the season ... Had three assists and three steals in the contest ... Underwent surgery on Dec. 14 to repair the torn ACL.

1998-99 (Redshirt)

Sat out the year after transferring from Virginia Tech.

1997-98 (Freshman at Virginia Tech)

Started in Virginia Tech's backcourt as a freshman and was the team's second-leading scorer, averaging 10.5 points ... Named to the Atlantic 10 Conference All-Rookie team following the 1997-98 season ... Ranked as team's leader in assists (3.6), was third in free throw shooting (.764) and second on the team in three-point field goals with 39 ... He scored double figures in 16 games and led the team in scoring eight times.

High School

Voted North Carolina's Class 4-A Mr. Basketball by the Charlotte Observer following his senior season at McDowell High School where he averaged 27 points and 6.7 rebounds ... During the 1996-97 campaign, he became the school's first and just the 15th North Carolina high school player to score 2000 career points ... One of only two juniors to earn first-team All-State honors in 1995-96, when he posted a 23.0 points per game average ... Also earned first-team academic All-State honors at McDowell High School and graduated in the top 10 percent of his class ... Coached at McDowell High School by Lloyd Church.

Personal

Born: March 25, 1979 ... Full name: Jenis Ryan Grindstaff ... Academic Major: Sport Management ... Wore the No. 2 jersey during the 2000-01 season in memory of his parents, both of whom passed away prior to the 1999-2000 season.

Virginia Tech Career Statistics

| Year | GP-GS | Min | Avg | FG-A | Pct | 3FG-A | Pct | FT-A | Pct | Off-Def-Rebs | Avg | PF-FO | Ast | TO | Blk | Stl | Pts | Avg |
|------|-------|-----|------|--------|------|--------|------|-------|------|--------------|-----|-------|-----|----|-----|-----|-----|------|
| 1998 | 26-24 | 806 | 31.0 | 89-234 | .380 | 39-120 | .325 | 55-72 | .764 | 16-56-72 | 2.8 | 71 | 94 | 91 | 1 | 33 | 272 | 10.5 |

Tennessee Career Statistics

| Year | GP-GS | Min | Avg | FG-A | Pct | 3FG-A | Pct | FT-A | Pct | Off-Def-Rebs | Avg | PF-FO | Ast | TO | Blk | Stl | Pts | Avg |
|--------|-------|------|------|--------|------|-------|------|-------|------|--------------|-----|-------|-----|-----|-----|-----|-----|-----|
| 2000 | 1-1 | 14 | 14.0 | 1-9 | .111 | 0-4 | .000 | 0-1 | .000 | 2-0-2 | 2.0 | 2-0 | 3 | 1 | 0 | 3 | 2 | 2.0 |
| 2001 | 32-1 | 374 | 11.7 | 31-99 | .313 | 12-47 | .255 | 26-34 | .765 | 10-35-45 | 1.4 | 49-0 | 54 | 34 | 1 | 19 | 100 | 3.1 |
| 2002 | 29-14 | 616 | 21.2 | 60-137 | .438 | 15-48 | .313 | 49-60 | .817 | 19-57-76 | 2.6 | 62-1 | 86 | 76 | 3 | 28 | 184 | 6.3 |
| TO TAL | 62-16 | 1004 | 16.2 | 92-245 | .376 | 27-99 | .273 | 75-95 | .789 | 31-92-123 | 2.0 | 113-1 | 143 | 111 | 4 | 50 | 286 | 4.6 |


Jenis Grindstaff Game-By-Game Statistics

| 1999-00 | Stat | FG-A | 3P-A | FT-A | Reb | PF | TP | A | TO | BK | S | Min |
|---------|------|------|------|------|-------|----|----|---|----|----|---|-----|
| Elon | g | 1-9 | 0-4 | 0-1 | 2-0-2 | 2 | 2 | 3 | 1 | 0 | 3 | 14 |

- 1-SEC Tournament
- 2-NCAA Tournament
- 3-BCA Classic (Albuquerque, N.M.)
- 4-Puerto Rico Holiday Classic (Bayamon, P.R.)
- 5-at Nashville, Tenn.
- 6-Jimmy V Classic (East Rutherford, N.J.)
- 7-Rainbow Classic (Honolulu, Hawaii)
- 8-Great Alaska Shootout (Anchorage, Alaska)

| 2000-01 | Stat | FG-A | 3P-A | FT-A | Reb | PF | TP | A | TO | BK | S | Min |
|--------------------------|------|------|------|------|-------------|----|----|---|----|----|---|-----|
| UT-Chattanooga | | 1-2 | 0-1 | 0-0 | 0-0-0 | 2 | 2 | 4 | 2 | 0 | 1 | 12 |
| East Tennessee State | | 0-1 | 0-1 | 2-2 | 0-2-2 | 3 | 2 | 2 | 3 | 0 | 0 | 19 |
| Wisconsin | | 0-0 | 0-0 | 0-0 | 0-0-0 | 0 | 0 | 0 | 1 | 0 | 0 | 6 |
| Austin Peay | | 2-5 | 1-2 | 0-0 | 1-1-2 | 2 | 5 | 5 | 3 | 0 | 3 | 17 |
| UNC Asheville | | 3-7 | 1-5 | 0-0 | 0-3-3 | 1 | 7 | 1 | 0 | 1 | 2 | 16 |
| at West Virginia | | 1-2 | 0-1 | 2-3 | 0-0-0 | 2 | 4 | 0 | 0 | 0 | 0 | 8 |
| Memphis | | 0-2 | 0-0 | 0-0 | 0-2-2 | 1 | 0 | 3 | 1 | 0 | 0 | 12 |
| Southern Methodist | | 0-2 | 0-0 | 0-0 | 1-0-1 | 3 | 0 | 2 | 0 | 0 | 0 | 5 |
| 5-Middle Tennessee State | | 0-5 | 0-1 | 4-5 | 2-2-4 | 2 | 4 | 4 | 2 | 0 | 2 | 12 |
| 6-Virginia | | 0-0 | 0-0 | 1-2 | 0-0-0 | 1 | 1 | 0 | 2 | 0 | 0 | 5 |
| at Syracuse | | 3-6 | 2-2 | 3-4 | 2-4-6 | 3 | 11 | 1 | 4 | 0 | 1 | 20 |
| 7-George Washington | | 1-1 | 1-1 | 0-0 | 0-2-2 | 3 | 3 | 0 | 1 | 0 | 0 | 11 |
| 7-Iowa | | 2-6 | 1-3 | 0-0 | 1-1-2 | 1 | 5 | 3 | 0 | 0 | 1 | 15 |
| 7-Hawaii | | | | | DNP-Injured | | | | | | | |
| at Auburn | | 1-2 | 0-1 | 0-0 | 0-1-1 | 1 | 2 | 1 | 1 | 0 | 0 | 11 |
| Alabama | | 2-3 | 0-1 | 2-3 | 0-3-3 | 2 | 6 | 4 | 0 | 0 | 2 | 15 |
| South Carolina | | 0-0 | 0-0 | 0-0 | 0-0-0 | 4 | 0 | 1 | 1 | 0 | 0 | 6 |
| at Kentucky | | 3-6 | 0-2 | 0-0 | 1-0-1 | 2 | 6 | 2 | 3 | 0 | 0 | 12 |
| Mississippi State | | 1-4 | 0-2 | 0-0 | 0-0-0 | 0 | 2 | 3 | 1 | 0 | 1 | 15 |
| at Georgia | | 1-5 | 1-4 | 0-0 | 0-3-3 | 0 | 3 | 1 | 0 | 0 | 0 | 13 |
| at Florida | | 0-3 | 0-1 | 0-0 | 0-2-2 | 0 | 0 | 2 | 0 | 0 | 0 | 10 |
| Vanderbilt | | 0-2 | 0-2 | 0-0 | 0-0-0 | 2 | 0 | 0 | 3 | 0 | 1 | 8 |
| at Arkansas | | 1-5 | 1-3 | 0-0 | 0-2-2 | 0 | 3 | 1 | 0 | 0 | 1 | 14 |
| at Mississippi | g | 1-4 | 0-2 | 4-4 | 0-0-0 | 2 | 6 | 1 | 3 | 0 | 0 | 14 |
| Kentucky | | 0-3 | 0-1 | 0-0 | 0-0-0 | 2 | 0 | 4 | 2 | 0 | 2 | 17 |
| Florida | | 1-2 | 0-1 | 0-0 | 0-1-1 | 2 | 2 | 0 | 0 | 0 | 0 | 7 |
| Georgia | | 0-0 | 0-0 | 0-0 | 0-0-0 | 2 | 0 | 1 | 0 | 0 | 0 | 6 |
| at Vanderbilt | | 1-5 | 0-1 | 0-0 | 0-0-0 | 0 | 2 | 1 | 0 | 0 | 1 | 7 |
| at South Carolina | | 2-3 | 2-2 | 0-0 | 0-1-1 | 1 | 6 | 1 | 0 | 0 | 0 | 9 |
| LSU | | 2-3 | 1-2 | 3-5 | 1-2-3 | 1 | 8 | 1 | 0 | 0 | 0 | 14 |
| 1-Auburn | | 0-3 | 0-1 | 3-4 | 1-2-3 | 2 | 3 | 2 | 1 | 0 | 0 | 14 |
| 1-Mississippi | | 2-4 | 1-2 | 2-2 | 0-1-1 | 2 | 7 | 3 | 0 | 0 | 1 | 17 |
| 2-Charlotte | | 0-3 | 0-2 | 0-0 | 0-0-0 | 0 | 0 | 0 | 0 | 0 | 0 | 7 |

| 2001-02 | Stat | FG-A | 3P-A | FT-A | Reb | PF | TP | A | TO | BK | S | Min |
|------------------------|------|------|------|------|---------------|----|----|---|----|----|---|-----|
| Tennessee Tech | | 1-5 | 0-2 | 4-4 | 0-2-2 | 3 | 6 | 4 | 2 | 0 | 1 | 26 |
| 8-Marquette | | 2-3 | 0-1 | 3-3 | 0-2-2 | 4 | 7 | 4 | 1 | 0 | 0 | 22 |
| 8-Alaska Anchorage | | 3-5 | 1-3 | 0-0 | 0-1-1 | 2 | 7 | 7 | 0 | 0 | 2 | 23 |
| 8-St. Johns | | 0-3 | 0-1 | 0-0 | 2-0-2 | 1 | 0 | 2 | 4 | 1 | 0 | 11 |
| Appalachian State | | 5-7 | 1-1 | 2-2 | 0-1-1 | 2 | 13 | 2 | 2 | 0 | 2 | 17 |
| at Southern Methodist | | 1-2 | 1-1 | 0-0 | 0-0-0 | 1 | 3 | 2 | 5 | 0 | 2 | 22 |
| at Memphis | | 1-1 | 0-0 | 0-0 | 1-0-1 | 2 | 2 | 1 | 2 | 0 | 0 | 9 |
| Radford | | 1-2 | 1-2 | 1-2 | 0-0-0 | 0 | 4 | 1 | 1 | 0 | 0 | 9 |
| at Louisville | | 1-1 | 0-0 | 0-1 | 1-0-1 | 2 | 2 | 0 | 1 | 0 | 0 | 3 |
| West Virginia | | 0-1 | 0-0 | 2-2 | 1-0-1 | 2 | 2 | 2 | 1 | 0 | 2 | 12 |
| at Wisconsin | | 2-4 | 1-1 | 0-0 | 0-0-0 | 1 | 5 | 0 | 1 | 0 | 1 | 18 |
| Ole Miss | | 1-4 | 0-1 | 2-2 | 1-3-4 | 4 | 4 | 4 | 1 | 0 | 5 | 26 |
| Florida | | 3-9 | 0-3 | 2-2 | 1-3-4 | 0 | 8 | 4 | 3 | 0 | 1 | 27 |
| at Georgia | | 1-2 | 0-1 | 1-4 | 0-5-5 | 2 | 3 | 4 | 3 | 1 | 0 | 23 |
| at Mississippi State | | 3-4 | 1-2 | 2-2 | 1-1-2 | 1 | 9 | 3 | 2 | 0 | 1 | 22 |
| Syracuse | g | 5-11 | 3-6 | 5-6 | 1-4-5 | 3 | 18 | 4 | 1 | 0 | 2 | 32 |
| Middle Tennessee State | g | 1-3 | 0-1 | 0-0 | 0-2-2 | 1 | 2 | 6 | 4 | 0 | 3 | 26 |
| South Carolina | g | 1-4 | 0-2 | 0-0 | 2-3-5 | 4 | 2 | 2 | 5 | 0 | 0 | 20 |
| Auburn | g | 2-4 | 0-1 | 5-5 | 1-2-3 | 0 | 9 | 5 | 2 | 0 | 1 | 27 |
| at LSU | g | 3-6 | 0-1 | 2-2 | 0-2-2 | 5 | 8 | 1 | 4 | 0 | 2 | 24 |
| at Vanderbilt | g | 2-8 | 1-1 | 5-6 | 2-4-6 | 3 | 10 | 5 | 3 | 0 | 0 | 32 |
| Kentucky | g | 5-9 | 0-2 | 2-2 | 0-2-2 | 2 | 12 | 2 | 7 | 0 | 0 | 17 |
| at South Carolina | | | | | DNP - Injured | | | | | | | |
| Arkansas | | | | | DNP - Injured | | | | | | | |
| at Alabama | g | 2-6 | 0-1 | 2-2 | 1-3-4 | 3 | 6 | 3 | 3 | 0 | 1 | 26 |
| at Kentucky | g | 3-6 | 0-1 | 0-0 | 3-3-6 | 3 | 6 | 4 | 7 | 0 | 0 | 27 |
| Vanderbilt | g | 4-10 | 3-5 | 2-4 | 1-2-3 | 3 | 13 | 5 | 4 | 1 | 1 | 29 |
| at Florida | g | 0-0 | 0-0 | 0-0 | 0-1-1 | 0 | 0 | 0 | 0 | 0 | 0 | 1 |
| Georgia | g | 5-8 | 2-5 | 0-0 | 0-5-5 | 4 | 12 | 6 | 2 | 0 | 1 | 33 |
| 1-Arkansas | g | 0-5 | 0-3 | 5-6 | 0-5-5 | 3 | 5 | 3 | 3 | 0 | 0 | 28 |
| 1-Alabama | g | 2-4 | 0-0 | 2-3 | 0-1-1 | 1 | 6 | 0 | 2 | 0 | 0 | 24 |



Marcus Haislip

12 F Jr. 6-10 230

Lewisburg, Tenn. (Marshall County HS)

Decided to bypass his senior season and enter the 2002 NBA Draft ... Ranks ninth on Tennessee's career blocked shots list with 116 career rejections.

2001-02 (Junior)

A second team All-Southeastern Conference selection by the league's coaches and a third team pick by the Associated Press ... A second team National Association of Basketball Coaches All-District 7 selection ... Recipient of the Lowell Blanchard Award as the team's most improved player ... Had 44 blocks in 25 games on the season ... Only one player in the Southeastern Conference (Auburn's Kyle Davis with 77) had more blocked shots ... His 44 blocks on the season ranks in a tie for ninth on Tennessee's single-season charts ... Ranked among the SEC leaders in six different categories including scoring (4th with 16.7 ppg), rebounding (8th with 6.7 rpg), field goal percentage (4th with 51.8%), free throw percentage (9th with 72.1%), blocked shots (2nd with 1.76 bpg) and defensive rebounds (8th with 4.44 per game) ... Against SEC opponents he ranked third in the conference with 17.7 points, eighth with 6.6 rebounds per game and third with a 52.9 field goal percentage ... Scored 20 or more points in eight games ... Against ranked teams on the season he averaged 19.1 points, 7.8 rebounds and 1.9 blocks per game ... Averaged 17.7 points, 6.6 rebounds and 1.6 blocks in 16 SEC games ... Scored a career-high 30 points and made a career-best four of five three-pointers at No. 7 Alabama (2/16/02) ... Registered a double-double with 18 points and 11 rebounds against No. 16 Georgia (3/2/02) ... Recorded his first career double-double with 24 points, 12 rebounds and three blocks against No. 7 Kentucky (2/6/02) ... Hit the game-winning shot with 18.3 seconds left in UT's overtime win against No. 7 Kentucky (2/6/02) ... Had 18 points, six rebounds, three blocks, two assists and two steals at Vanderbilt (2/2/02) ... Had an outstanding night at Mississippi State (1/16/02) where he set what was then new career marks for points (27), field goals made (12) and attempted (22) and minutes played (40) ... Had 20 points and eight rebounds against Florida (1/9/02) while limiting the Udonis Haslem to just 11 points on 4-of-11 shooting and four rebounds ... Celebrated his 21st birthday with a 10 point, four rebound effort against West Virginia (12/22/01) ... In his first game back in the lineup this season he recorded then-career highs for rebounds (8), field goals attempted (11) and minutes played (25) and tied his career best for three-pointers attempted (4) ... In all against the Tigers he had 14 points, eight rebounds, two blocks and a steal in 25 minutes of action ... Entered the Memphis game at the 17:21 and within eight seconds he had already scored his first points of the season on a monster dunk ... Returned to the Tennessee lineup at Memphis (12/15/01) after being ruled academically ineligible for the fall semester ... W on the dunk contest at Hoopapalooza, a preseason event for fans to come and watch the Vols practice.

2000-01 (Sophomore)

His 51 blocks on the season led the team and ranks fifth on Tennessee's single-season charts ... Ranked third in the SEC with 1.50 blocks per game against league opponents ... Tied a career high with five blocks against Florida (2/18/01) ... Averaged 8.5 points, 3.5 rebounds and 3.0 blocks in the SEC Tournament ... Blocked four shots in the second round of the SEC Tournament against Ole Miss (3/9/01) ... Scored 11 points in 14 minutes of action in the first round of the SEC Tournament against Auburn (3/8/01) ... After receiving 10 stitches in his mouth at halftime of the Auburn game (3/8/01) he scored all 11 of his points in the second half ... Scored 10 points while tying his career-high with two assists against Charlotte in the first round of the NCAA Tournament (3/16/01) ... Established a season high with 16 points on 6-of-8 shooting against Georgia (2/21/01) while playing a career-high 24 minutes ... Scored 14 points on 6-of-8 shooting in just 11 minutes against SMU (12/7/00) ... Tied a career-high with seven rebounds against UNC-Asheville (11/30/00), including five offensive rebounds ... Saw his streak of 15 consecutive free throws come to an end against Austin Peay (11/27/00) ... Had a perfect shooting day against East Tennessee State (11/19/00) when he was 2-for-2 from the field and 8-for-8 from the free throw line in recording 12 points ... Made his first career start in the season opener against UT-Chattanooga (11/17/00).

1999-00 (Freshman)

Steady inside player who played 31 games off the bench, averaging 8.1 minutes ... Averaged 4.4 points and 1.8 rebounds ... Led team with 59.1 field goal percentage ... Had four double-digit scoring efforts ... Posted career-high 22 points against West Virginia, going 9-for-9 from the field, including two three-pointers and 2-of-2 from the free throw line ... Rumped in 17 points versus American-Puerto Rico, hitting 8-of-10 field goals while pulling down a career-high seven rebounds ... Swatted away a season-best three shots in the Elon and Radford contests ... Scored 11 points on 5-of-6 from the field against Radford ... Came up with 10 points versus Mississippi ... Rumped in seven vs. Georgia ... Swatted away a career-high five shots at Georgia, while playing the second-most minutes of the season at 18 ... Played three minutes in UT's victory over Louisiana-Lafayette in the first round of the NCAA Tournament.

High School

Earned first-team All-State honors his senior year at Marshall County High School, where he led his team to a 23-10 record and a berth in the Class AA State Tournament semifinals, the school's first appearance in the state tournament ... Averaged 20 points, 11 rebounds and four blocked shots per game in 1998-99 and was named player of the year in his conference ... A finalist for the state's Class AA Mr. Basketball award as a senior ... Scored 14 points in helping lead his team to victory in the Derby Festival Classic in Louisville, Ky., one of the nation's most prestigious high school all-star games ... Averaged 15 points and 10 rebounds as a junior ... Versatile athlete who played every position on the floor at some point during his high school career ... Coached at Marshall County High School by Ray Stealy.

Personal

Born: December 22, 1980 ... Full name: Marcus Deshon Haislip ... Academic Major: Arts & Sciences ... Has added more than 20 pounds to his frame since his freshman season ... At 6-foot-10 he owns the highest vertical jump on the Vol roster ... Prior to the season he recorded a 40-inch vertical leap in testing ... An extremely hard worker in the weight room, he has improved his bench press from 175 pounds as a freshman to 400 pounds ... He has also increased his squat from 185 pounds to 585 pounds in pre-

Season/Career Highs

| | |
|-----------------------------------|---|
| Points | |
| Season | 30 vs. Alabama (2/16/02) |
| Career | Same |
| Rebounds | |
| Season | 12 vs. Kentucky (2/6/02) |
| Career | Same |
| Assists | |
| Season | 2 Six times; last vs. Georgia (3/2/02) |
| Career | 2 Nine times; last vs. Georgia (3/2/02) |
| Blocks | |
| Season | 4 Four times; last vs. Kentucky (2/6/02) |
| Career | 5 Two times; last vs. Florida (2/18/01) |
| Steals | |
| Season | 2 Two times; last vs. Vanderbilt (2/2/02) |
| Career | 2 Three times; last vs. Vanderbilt (2/2/02) |
| Field Goals Made | |
| Season | 12 Two times; last vs. Alabama (2/16/02) |
| Career | Same |
| Field Goals Attempted | |
| Season | 22 vs. Mississippi State (1/16/02) |
| Career | Same |
| 3-Pt Field Goals Made | |
| Season | 4 vs. Alabama (2/16/02) |
| Career | Same |
| 3-Pt Field Goals Attempted | |
| Season | 5 vs. Alabama (2/16/02) |
| Career | Same |
| Free Throws Made | |
| Season | 9 Two times; last vs. Arkansas (2/13/02) |
| Career | Same |
| Free Throws Attempted | |
| Season | 12 vs. Arkansas (2/13/02) |
| Career | Same |
| Minutes | |
| Season | 44 vs. Georgia (3/2/02) |
| Career | Same |

Career Statistics


| Year | GP-GS | Min | Avg | FG-A | Pct | 3FG-A | Pct | FT-A | Pct | Off-Def-Rebs | Avg | PF-FO | Ast | TO | Blk | Stl | Pts | Avg |
|--------|-------|------|------|---------|------|--------|------|---------|------|--------------|-----|-------|-----|----|-----|-----|-----|------|
| 2000 | 31-0 | 251 | 8.1 | 52-88 | .591 | 9-17 | .529 | 22-39 | .564 | 26-31-57 | 1.8 | 41-1 | 0 | 21 | 21 | 8 | 135 | 4.4 |
| 2001 | 33-1 | 435 | 13.2 | 63-122 | .516 | 14-39 | .359 | 53-70 | .757 | 28-55-83 | 2.5 | 89-3 | 17 | 22 | 51 | 9 | 193 | 5.8 |
| 2002 | 25-24 | 838 | 33.5 | 161-311 | .518 | 15-46 | .326 | 80-111 | .721 | 56-111-167 | 6.7 | 86-4 | 24 | 51 | 44 | 11 | 417 | 16.7 |
| TO TAL | 89-25 | 1524 | 17.1 | 276-521 | .530 | 38-102 | .373 | 155-220 | .705 | 110-197-307 | 3.4 | 216-8 | 41 | 94 | 116 | 28 | 745 | 8.4 |

Marcus Haislip Game-By-Game Statistics

| 1999-00 | Stat | FG-A | 3P-A | FT-A | Reb | PF | TP | A | TO | BK | S | Min |
|--------------------------|-------------|-------------|-------------|-------------|------------|-----------|-----------|----------|-----------|-----------|----------|------------|
| Elon | | 1-3 | 0-0 | 1-2 | 0-3-3 | 2 | 3 | 0 | 0 | 3 | 1 | 10 |
| UNC Asheville | | 0-2 | 0-1 | 0-0 | 1-0-1 | 3 | 0 | 0 | 0 | 0 | 0 | 6 |
| Long Island | | 2-5 | 0-0 | 2-2 | 2-2-4 | 2 | 6 | 0 | 1 | 0 | 0 | 11 |
| South Florida | | 1-2 | 0-0 | 0-0 | 1-1-2 | 2 | 2 | 0 | 0 | 0 | 0 | 3 |
| Miami (Ohio) | | 1-1 | 0-0 | 0-0 | 0-0-0 | 0 | 2 | 0 | 0 | 1 | 0 | 5 |
| at Pittsburgh | | 1-1 | 1-1 | 2-2 | 0-0-0 | 0 | 5 | 0 | 1 | 0 | 0 | 3 |
| West Virginia | | 9-9 | 2-2 | 2-2 | 2-2-4 | 0 | 22 | 0 | 0 | 1 | 0 | 19 |
| Middle Tennessee State | | 1-1 | 0-0 | 0-0 | 1-0-1 | 0 | 2 | 0 | 1 | 0 | 0 | 7 |
| at Memphis | | 0-2 | 0-0 | 0-0 | 0-1-1 | 1 | 0 | 0 | 2 | 0 | 0 | 11 |
| 4-at American-PR | | 8-10 | 0-0 | 1-7 | 2-5-7 | 5 | 17 | 0 | 2 | 1 | 1 | 17 |
| 4-vs. Southern Illinois | | 3-3 | 1-1 | 1-3 | 0-3-3 | 4 | 8 | 0 | 2 | 1 | 0 | 10 |
| 4-vs. Tulsa | | 2-5 | 0-1 | 0-2 | 3-1-4 | 3 | 4 | 0 | 0 | 1 | 1 | 12 |
| Radford | | 5-6 | 1-1 | 0-1 | 2-1-3 | 2 | 11 | 0 | 0 | 3 | 0 | 16 |
| at South Carolina | | 2-4 | 1-3 | 0-0 | 0-1-1 | 0 | 5 | 0 | 0 | 0 | 1 | 12 |
| at LSU | | 1-4 | 0-0 | 0-0 | 0-0-0 | 1 | 2 | 0 | 1 | 0 | 0 | 9 |
| Vanderbilt | | 0-1 | 0-0 | 1-2 | 1-0-1 | 0 | 1 | 0 | 1 | 0 | 1 | 5 |
| Mississippi | | 3-6 | 0-0 | 4-4 | 2-0-2 | 4 | 10 | 0 | 2 | 2 | 1 | 17 |
| at Florida | | 1-2 | 0-0 | 0-0 | 0-1-1 | 1 | 2 | 0 | 0 | 0 | 0 | 3 |
| Auburn | | 2-2 | 0-0 | 0-0 | 2-0-2 | 3 | 4 | 0 | 0 | 0 | 0 | 4 |
| South Carolina | | 0-0 | 0-0 | 0-0 | 0-0-0 | 0 | 0 | 0 | 0 | 0 | 0 | 3 |
| at Kentucky | | 1-3 | 0-1 | 3-4 | 1-2-3 | 1 | 5 | 0 | 1 | 0 | 0 | 12 |
| at Mississippi State | | 1-1 | 0-0 | 0-0 | 0-0-0 | 0 | 2 | 0 | 0 | 1 | 0 | 4 |
| Georgia | | 2-3 | 1-1 | 2-4 | 1-0-1 | 2 | 7 | 0 | 1 | 2 | 1 | 9 |
| Florida | | 0-0 | 0-0 | 0-0 | 0-1-1 | 0 | 0 | 0 | 2 | 0 | 0 | 2 |
| at Vanderbilt | | 1-1 | 0-0 | 0-0 | 1-1-2 | 1 | 2 | 0 | 1 | 0 | 0 | 4 |
| Kentucky | | 0-0 | 0-0 | 0-0 | 0-0-0 | 0 | 0 | 0 | 1 | 0 | 0 | 2 |
| at Alabama | | 1-1 | 1-1 | 1-2 | 1-3-4 | 1 | 4 | 0 | 1 | 0 | 0 | 8 |
| Arkansas | | 0-0 | 0-0 | 0-0 | 0-0-0 | 1 | 0 | 0 | 0 | 0 | 0 | 3 |
| at Georgia | | 2-9 | 0-3 | 0-0 | 3-2-5 | 0 | 4 | 0 | 0 | 5 | 1 | 18 |
| 1-South Carolina | | 1-1 | 1-1 | 2-2 | 0-1-1 | 2 | 5 | 0 | 0 | 0 | 0 | 3 |
| 2-Louisiana-Lafayette | | 0-0 | 0-0 | 0-0 | 0-0-0 | 0 | 0 | 0 | 1 | 0 | 0 | 3 |
| 2-Connecticut | | | | | DNP | | | | | | | |
| 2-North Carolina | | | | | DNP | | | | | | | |
| 2000-01 | Stat | FG-A | 3P-A | FT-A | Reb | PF | TP | A | TO | BK | S | Min |
| UT-Chattanooga | f | 1-4 | 0-2 | 3-3 | 1-2-3 | 5 | 5 | 0 | 3 | 1 | 0 | 13 |
| East Tennessee State | | 2-2 | 0-0 | 8-8 | 1-2-3 | 4 | 12 | 0 | 1 | 0 | 0 | 18 |
| Wisconsin | | 0-2 | 0-0 | 0-0 | 0-3-3 | 4 | 0 | 0 | 0 | 4 | 0 | 7 |
| Austin Peay | | 5-6 | 1-1 | 3-4 | 1-3-4 | 2 | 14 | 1 | 0 | 3 | 1 | 17 |
| UNC Asheville | | 5-10 | 0-2 | 1-2 | 5-2-7 | 1 | 11 | 1 | 2 | 2 | 2 | 17 |
| at West Virginia | | 0-1 | 0-1 | 2-2 | 0-1-1 | 4 | 2 | 0 | 1 | 1 | 0 | 11 |
| Memphis | | 4-5 | 1-1 | 0-0 | 2-1-3 | 3 | 9 | 1 | 0 | 0 | 0 | 12 |
| Southern Methodist | | 6-8 | 2-4 | 0-0 | 1-1-2 | 4 | 14 | 0 | 1 | 1 | 1 | 11 |
| 5-Middle Tennessee State | | 1-4 | 0-2 | 0-0 | 0-2-2 | 4 | 2 | 2 | 0 | 2 | 0 | 16 |
| 6-Virginia | | 0-1 | 0-0 | 2-4 | 1-0-1 | 5 | 2 | 1 | 0 | 3 | 1 | 11 |
| at Syracuse | | 0-0 | 0-0 | 4-4 | 0-2-2 | 5 | 4 | 1 | 0 | 1 | 1 | 14 |
| 7-George Washington | | 1-6 | 0-2 | 8-10 | 3-2-5 | 3 | 10 | 1 | 0 | 1 | 0 | 14 |
| 7-Iowa | | 0-1 | 0-1 | 0-0 | 0-1-1 | 2 | 0 | 0 | 2 | 2 | 0 | 7 |
| 7-Hawaii | | 1-1 | 0-0 | 0-0 | 1-1-2 | 2 | 2 | 0 | 1 | 0 | 0 | 6 |
| at Auburn | | 1-2 | 0-0 | 1-2 | 2-2-4 | 2 | 3 | 0 | 0 | 0 | 0 | 8 |
| Alabama | | 2-4 | 0-1 | 2-2 | 1-5-6 | 2 | 6 | 0 | 0 | 1 | 0 | 13 |
| South Carolina | | 3-5 | 0-1 | 1-1 | 0-0-0 | 3 | 7 | 2 | 0 | 1 | 1 | 14 |
| at Kentucky | | 0-0 | 0-0 | 0-0 | 0-1-1 | 1 | 0 | 0 | 2 | 1 | 0 | 9 |
| Mississippi State | | 0-2 | 0-1 | 0-1 | 0-3-3 | 4 | 0 | 1 | 0 | 3 | 0 | 14 |
| at Georgia | | 2-3 | 1-1 | 0-0 | 1-2-3 | 2 | 5 | 1 | 0 | 0 | 0 | 8 |
| at Florida | | 2-3 | 0-0 | 0-0 | 0-1-1 | 3 | 4 | 1 | 1 | 0 | 0 | 9 |
| Vanderbilt | | 1-1 | 0-0 | 0-0 | 0-0-0 | 1 | 2 | 0 | 0 | 0 | 0 | 6 |
| at Arkansas | | 0-2 | 0-2 | 1-2 | 0-0-0 | 4 | 1 | 0 | 1 | 1 | 0 | 9 |
| at Mississippi | | 1-1 | 0-0 | 1-2 | 0-1-1 | 4 | 3 | 0 | 1 | 2 | 0 | 9 |
| Kentucky | | 1-5 | 1-2 | 0-2 | 1-2-3 | 0 | 3 | 0 | 0 | 3 | 0 | 13 |
| Florida | | 1-2 | 0-1 | 2-2 | 1-1-2 | 3 | 4 | 0 | 0 | 5 | 1 | 20 |
| Georgia | | 6-8 | 2-3 | 2-4 | 1-3-4 | 3 | 16 | 0 | 1 | 3 | 1 | 24 |
| at Vanderbilt | | 2-3 | 1-1 | 2-2 | 0-2-2 | 0 | 7 | 0 | 1 | 4 | 0 | 14 |
| at South Carolina | | 3-6 | 2-3 | 2-2 | 1-1-2 | 3 | 10 | 1 | 0 | 0 | 0 | 19 |
| LSU | | 2-2 | 1-1 | 3-4 | 1-0-1 | 1 | 8 | 1 | 1 | 0 | 0 | 19 |
| 1-Auburn | | 4-6 | 1-2 | 2-2 | 1-1-2 | 2 | 11 | 0 | 1 | 2 | 0 | 14 |
| 1-Mississippi | | 2-6 | 0-1 | 2-4 | 1-4-5 | 2 | 6 | 0 | 0 | 4 | 0 | 15 |
| 2-Charlotte | | 4-10 | 1-3 | 1-1 | 1-3-4 | 1 | 10 | 2 | 2 | 0 | 0 | 24 |

| 2001-02 | Stat | FG-A | 3P-A | FT-A | Reb | PF | TP | A | TO | BK | S | Min |
|------------------------|------|-------|------|------|--------|----|----|---|----|----|---|-----|
| Tennessee Tech | | | | | | | | | | | | DNP |
| 8-Marquette | | | | | | | | | | | | DNP |
| 8-Alaska Anchorage | | | | | | | | | | | | DNP |
| 8-St. Johns | | | | | | | | | | | | DNP |
| Appalachian State | | | | | | | | | | | | DNP |
| at Southern Methodist | | | | | | | | | | | | DNP |
| at Memphis | | 6-11 | 1-4 | 1-2 | 1-7-8 | 5 | 14 | 1 | 2 | 2 | 1 | 25 |
| Radford | f | 5-10 | 0-2 | 4-6 | 1-5-6 | 4 | 14 | 1 | 2 | 3 | 0 | 27 |
| at Louisville | f | 6-11 | 0-0 | 2-2 | 2-6-8 | 3 | 14 | 1 | 3 | 2 | 0 | 30 |
| West Virginia | f | 4-7 | 0-2 | 2-4 | 3-1-4 | 3 | 10 | 2 | 3 | 1 | 1 | 33 |
| at Wisconsin | f | 5-9 | 1-3 | 2-5 | 0-6-6 | 4 | 13 | 0 | 1 | 4 | 0 | 22 |
| Ole Miss | f | 6-12 | 0-0 | 9-10 | 1-7-8 | 2 | 21 | 1 | 1 | 1 | 0 | 33 |
| Florida | f | 9-14 | 1-2 | 1-2 | 4-4-8 | 5 | 20 | 0 | 2 | 4 | 0 | 34 |
| at Georgia | f | 5-8 | 0-1 | 1-2 | 3-3-6 | 4 | 11 | 2 | 1 | 0 | 0 | 26 |
| at Mississippi State | f | 12-22 | 1-3 | 2-2 | 1-6-7 | 4 | 27 | 0 | 2 | 1 | 0 | 40 |
| Syracuse | f | 6-14 | 0-1 | 3-4 | 4-3-7 | 2 | 15 | 0 | 1 | 2 | 0 | 37 |
| Middle Tennessee State | f | 10-20 | 1-3 | 4-5 | 5-4-9 | 3 | 25 | 1 | 0 | 4 | 1 | 33 |
| South Carolina | f | 3-8 | 0-2 | 2-3 | 1-4-5 | 4 | 8 | 2 | 2 | 1 | 1 | 34 |
| Auburn | f | 9-17 | 0-0 | 6-7 | 6-2-8 | 0 | 24 | 1 | 5 | 3 | 2 | 34 |
| at LSU | f | 2-8 | 0-0 | 1-1 | 1-1-2 | 3 | 5 | 1 | 3 | 1 | 0 | 31 |
| at Vanderbilt | f | 8-13 | 0-1 | 2-3 | 3-3-6 | 4 | 18 | 2 | 1 | 3 | 2 | 36 |
| Kentucky | f | 11-19 | 1-2 | 1-1 | 5-7-12 | 3 | 24 | 0 | 1 | 4 | 0 | 43 |
| at South Carolina | f | 3-7 | 2-3 | 3-6 | 0-5-5 | 3 | 11 | 0 | 3 | 0 | 0 | 39 |
| Arkansas | f | 5-8 | 1-3 | 9-12 | 2-4-6 | 4 | 20 | 1 | 4 | 2 | 0 | 31 |
| at Alabama | f | 12-20 | 4-5 | 2-3 | 2-2-4 | 5 | 30 | 1 | 2 | 0 | 1 | 36 |
| at Kentucky | f | 3-11 | 0-2 | 6-6 | 1-6-7 | 4 | 12 | 1 | 5 | 2 | 0 | 39 |
| Vanderbilt | f | 5-9 | 1-2 | 6-8 | 1-4-5 | 3 | 17 | 2 | 3 | 0 | 1 | 33 |
| at Florida | f | 7-16 | 0-1 | 3-4 | 1-5-6 | 3 | 17 | 1 | 2 | 0 | 1 | 38 |
| Georgia | c | 8-12 | 0-1 | 2-3 | 3-8-11 | 2 | 18 | 2 | 0 | 3 | 0 | 44 |
| 1-Arkansas | f | 5-7 | 0-0 | 2-4 | 3-3-6 | 5 | 12 | 1 | 0 | 1 | 0 | 31 |
| 1-Alabama | f | 6-18 | 1-3 | 4-6 | 2-5-7 | 4 | 17 | 0 | 2 | 0 | 0 | 29 |

- 1-SEC Tournament
- 2-NCAA Tournament
- 3-BCA Classic (Albuquerque, N.M.)
- 4-Puerto Rico Holiday Classic (Bayamon, P.R.)
- 5-at Nashville, Tenn.
- 6-Jimmy V Classic (East Rutherford, N.J.)
- 7-Rainbow Classic (Honolulu, Hawaii)
- 8-Great Alaska Shootout (Anchorage, Alaska)



Jon Higgins

42 G Jr. 6-3 190

Shaker Heights, Ohio (Shaker Heights HS)

In Tennessee's career record books, he ranks fifth all-time for career three-point percentage (.394), sixth for three-pointers made (156) and seventh for three-point attempts (396).

2001-02 (Junior)

A natural shooting guard, he carried the point guard duties for most of the season ... For the second time in his career he was named to the SEC Good Works Team the week of Jan. 23-27 ... Received the Team Before Self Award as the best team player and the Most Assists Award ... Assist-to-turnover ratio of 2.10 ranked third in the Southeastern Conference ... Ranked in a tie for sixth in the SEC for assists (3.94 avg) ... Rated 10th in the SEC by converting 36.0 percent of his three-point field goals ... One of just two Vols to start every game on the season ... Averaged 7.9 points, 4.5 rebounds and 3.3 assists in Southeastern Conference games ... Went 4-of-5 from the field, including 3-of-4 from three-point range to score 11 points in 28 minutes at No. 8 Florida (2/26/02) ... Had one of his best games of his career at LSU (1/30/02) when he went 3-of-6 from the field for 10 points, six assists and no turnovers ... Drilled a three-pointer from the deep corner with 39 seconds left of Tennessee's win at LSU (1/30/02) to give the Vols a five-point lead and control over the end of the game ... Suffered a lower back bruise against Vanderbilt (2/2/02) but returned to the lineup to play 43 minutes and dish out six assists against No. 7 Kentucky (2/6/02) ... Scored a career-high 16 points and tied a career-best with four steals at Mississippi State (1/16/02) ... Had a career-high nine assists against Marquette (11/21/01) in the first round of the Great Alaska Shootout.

2000-01 (Sophomore)

Set a school record by making 48.6 (53-of-109) of his three-point attempts ... Broke the old mark of 43.4 by Mark Griffin during the 1988-89 season ... Led the Southeastern Conference in three-point field goal percentage (.556) and assist/turnover ratio (2.88) against conference teams ... Averaged 3.06 assists per game against SEC teams to rank ninth in the SEC ... A sophomore honorable mention All-America selection by College Basketball News ... Connected on 30-of-53 three-pointers in SEC games for 56.6 percent and he hit 53-of-109 overall for 48.6 percent ... Recorded the first double-double of his career with 12 points and 10 rebounds against South Carolina (2/27/01) ... Did not miss a shot in back-to-back games versus Vanderbilt (2/24/01) and South Carolina (2/27/01) ... During that stretch, he went 8-of-8 from the field including 7-of-7 from three-point range ... Hit his first three-point attempt against LSU (3/3/01) to extend his streak to eight consecutive three-point shots made ... Went 4-of-4 from the field including 3-of-3 from three-point range en route to 12 points in Tennessee's win over Vanderbilt (2/24/01) ... Scored a career-high 16 points on 6-of-9 shooting and grabbed six rebounds against Arkansas (2/7/01) ... A solid defender who often times guarded the opponent's best perimeter player ... Against Syracuse (12/22/00) he limited the 6-foot-6 Preston Shumpert to a season-low 14 points on 6-of-17 shooting ... Shumpert entered the game ranked fourth in the nation with 23.6 points per game ... Additionally, he guarded Iowa's Luke Recker (1-for-7 shooting), Austin Peay's Trenton Hassell and SMU's Jeryl Sasser ... Dished out a career-high seven assists in Tennessee's victory over Vanderbilt (2/3/01) and also scored 10 points while tying a career-high with four steals ... He tied his then career-high 13 points on 5-of-6 shooting from the field and 3-of-3 from three-point range against Alabama (1/9/00)

Tied his then career-high with 13 points against Iowa (12/29/00) while establishing a season-high with seven rebounds ... Had just 31 turnovers in 812 minutes of action ... Committed a turnover against East Tennessee State, it was his first giveaway in four games, including three NCAA Tournament games.

1999-00 (Freshman)

Played in all 33 games, making 32 starts ... Stepped into starting role after Jenis Grindstaff was lost due to injury after the first game of the season ... Played the third-most minutes and averaged 6.4 points, 3.1 rebounds and 2.2 assists ... Tied for second on team in three-pointers with 53 ... Excellent ball handler who made only one miscue every 23.9 minutes and played 13 games without a turnover ... Did not commit a turnover in 105 minutes of NCAA Tournament action as a true freshman ... Owned a team-best 1.82 assist-to-turnover ratio ... Made only 19 turnovers in the last 21 games after 20 in the first 12 ... Averaged 7.0 points in three NCAA Tournament games ... Six of seven field goals in the NCAA Tournament were three-pointers ... Did not make a turnover in all three NCAA Tournament games, covering 105 minutes of action ... Had nine points against Connecticut on three three-pointers which marked the 10th time on the season he scored at least nine in a game ... Popped in eight on two three-pointers against North Carolina ... Scored in double-digits four times, including three straight against Southern Illinois (12 pts), Tulsa (13 pts) and Radford (11 pts) ... Scored 11 versus South Florida ... Hit at least two three-pointers on 17 occasions ... Knocked down a career-high four treys against Southern Illinois, while pulling down a season-high eight rebounds ... Dished out at least four assists eight times, including a career-best six in the Memphis game.

High School

Missed most of his senior season following preseason knee surgery ... Regarded as one of the Midwest's top guard prospects following an outstanding junior campaign ... Averaged 15.1 points, 3.8 assists and 3.9 rebounds as a junior at Shaker Heights High School where he was named second-team All-State and to the All-City team by The Cleveland Plain Dealer ... Connected on 43 percent of his field goal attempts as a junior and 82 percent from the free-throw line ... Came back to play the final three weeks of his senior season and averaged 10 points, four rebounds and four assists in helping his team to a 25-2 mark and a runner-up finish in the state tournament ... High school teams had a four-year mark of 85-12, including a 47-4 mark the past two seasons ... Coached at Shaker Heights High School by Robert Wonson.

Personal

Born: December 4, 1980 ... Full name: Jonathan Franklin Higgins ... Academic Major: Arts & Sciences.

Season/Career Highs

Points
 Season 16 vs. Mississippi State (1/16/02)
 Career 16 Two times; last vs. Mississippi State (1/16/02)

Rebounds
 Season 9 Two times; last vs. South Carolina (2/9/02)
 Career 10 vs. South Carolina (2/27/01)

Assists
 Season 9 vs. Marquette (11/21/01)
 Career Same

Blocks
 Season 2 vs. Alabama (2/16/02)
 Career Same

Steals
 Season 4 vs. Mississippi State (1/16/02)
 Career 4 Three times; last vs. Vanderbilt (2/3/01)

Field Goals Made
 Season 6 vs. Mississippi State (1/16/02)
 Career 6 Two times; last vs. Mississippi State (1/16/02)

Field Goals Attempted
 Season 14 vs. Mississippi State (1/16/02)
 Career Same

3-Pt Field Goals Made
 Season 4 vs. SMU (12/6/01)
 Career 4 Four times; last vs. SMU (12/6/01)

3-Pt Field Goals Attempted
 Season 9 vs. Mississippi State (1/16/02)
 Career Same

Free Throws Made
 Season 5 vs. Ole Miss (1/6/02)
 Career Same

Free Throws Attempted
 Season 6 vs. Ole Miss (1/6/02)
 Career Same

Minutes
 Season 43 vs. Kentucky (2/6/02)
 Career 44 vs. Florida (1/18/00)

Career Statistics

| Year | GP-GS | Min | Avg | FG-A | Pct | 3FG-A | Pct | FT-A | Pct | Off-Def-Rebs | Avg | PF-FO | Ast | TO | Blk | Stl | Pts | Avg |
|--------|-------|------|------|---------|------|---------|------|--------|------|--------------|-----|-------|-----|-----|-----|-----|-----|-----|
| 2000 | 33-32 | 931 | 28.2 | 71-199 | .357 | 53-148 | .358 | 15-27 | .556 | 26-76-102 | 3.1 | 59-1 | 71 | 39 | 2 | 34 | 210 | 6.4 |
| 2001 | 33-32 | 926 | 28.1 | 70-150 | .467 | 53-109 | .486 | 20-31 | .645 | 36-80-116 | 3.5 | 70-1 | 80 | 35 | 5 | 34 | 213 | 6.5 |
| 2002 | 31-31 | 1025 | 33.1 | 79-202 | .391 | 50-139 | .360 | 28-43 | .651 | 30-109-139 | 4.5 | 61-1 | 122 | 58 | 2 | 31 | 236 | 7.6 |
| TO TAL | 97-95 | 2882 | 29.7 | 220-551 | .399 | 156-396 | .394 | 63-101 | .624 | 92-265-357 | 3.7 | 190-3 | 273 | 132 | 9 | 99 | 659 | 6.8 |

Jon Higgins Game-By-Game Statistics

| 1999-00 | Stat | FG-A | 3P-A | FT-A | Reb | PF | TP | A | TO | BK | S | Min |
|-------------------------|------|------|------|------|-------|----|----|---|----|----|---|-----|
| Elon | | 0-1 | 0-1 | 0-0 | 1-4-5 | 0 | 0 | 3 | 1 | 0 | 0 | 15 |
| UNC Asheville | g | 3-7 | 2-6 | 0-0 | 1-2-3 | 4 | 8 | 3 | 0 | 0 | 2 | 32 |
| Long Island | g | 3-7 | 2-6 | 0-0 | 0-1-1 | 0 | 8 | 0 | 0 | 0 | 2 | 21 |
| South Florida | g | 4-9 | 3-6 | 0-1 | 1-1-2 | 3 | 11 | 2 | 2 | 0 | 1 | 33 |
| Miami (Ohio) | g | 2-8 | 2-7 | 1-2 | 1-4-5 | 1 | 7 | 2 | 1 | 0 | 0 | 33 |
| at Pittsburgh | g | 3-7 | 3-7 | 0-0 | 0-5-5 | 2 | 9 | 1 | 2 | 0 | 0 | 33 |
| West Virginia | g | 3-4 | 3-4 | 0-0 | 3-1-4 | 1 | 9 | 1 | 1 | 0 | 0 | 23 |
| Middle Tennessee State | g | 2-4 | 1-2 | 0-0 | 2-4-6 | 1 | 5 | 1 | 2 | 0 | 1 | 31 |
| at Memphis | g | 2-9 | 0-6 | 0-0 | 0-2-2 | 4 | 4 | 6 | 3 | 0 | 0 | 26 |
| 4-at American-PR | g | 2-4 | 2-3 | 0-0 | 1-0-1 | 1 | 6 | 1 | 1 | 0 | 1 | 13 |
| 4-vs. Southern Illinois | g | 4-8 | 4-6 | 0-0 | 3-5-8 | 1 | 12 | 1 | 5 | 1 | 3 | 32 |
| 4-vs. Tulsa | g | 4-9 | 3-5 | 2-5 | 0-3-3 | 3 | 13 | 0 | 2 | 1 | 3 | 29 |
| Radford | g | 4-5 | 3-4 | 0-0 | 0-3-3 | 1 | 11 | 0 | 0 | 0 | 1 | 20 |
| at South Carolina | g | 2-10 | 1-6 | 3-4 | 2-1-3 | 3 | 8 | 2 | 2 | 0 | 1 | 32 |
| at LSU | g | 1-3 | 1-3 | 2-2 | 2-0-2 | 2 | 5 | 4 | 0 | 0 | 3 | 30 |
| Vanderbilt | g | 2-9 | 2-8 | 0-0 | 1-3-4 | 5 | 6 | 4 | 1 | 0 | 1 | 31 |
| Mississippi | g | 0-2 | 0-2 | 3-4 | 0-2-2 | 2 | 3 | 4 | 0 | 0 | 1 | 15 |
| at Florida | g | 3-11 | 1-8 | 1-2 | 0-4-4 | 1 | 8 | 1 | 3 | 0 | 4 | 44 |
| Auburn | g | 3-6 | 2-3 | 1-2 | 2-2-4 | 2 | 9 | 0 | 2 | 0 | 2 | 27 |
| South Carolina | g | 2-8 | 1-6 | 0-0 | 0-1-1 | 2 | 5 | 3 | 3 | 0 | 0 | 31 |
| at Kentucky | g | 1-3 | 1-2 | 0-0 | 0-1-1 | 4 | 3 | 1 | 0 | 0 | 0 | 25 |
| at Mississippi State | g | 2-5 | 1-2 | 0-0 | 0-3-3 | 2 | 5 | 3 | 2 | 0 | 0 | 25 |
| Georgia | g | 0-2 | 0-2 | 0-0 | 1-0-1 | 2 | 0 | 4 | 0 | 0 | 0 | 20 |
| Florida | g | 3-6 | 3-5 | 0-0 | 0-3-3 | 0 | 9 | 4 | 0 | 0 | 1 | 35 |
| at Vanderbilt | g | 1-4 | 0-3 | 0-0 | 0-1-1 | 2 | 2 | 2 | 1 | 0 | 0 | 22 |
| Kentucky | g | 1-4 | 0-1 | 1-2 | 0-5-5 | 1 | 3 | 2 | 2 | 0 | 0 | 30 |
| at Alabama | g | 3-8 | 2-6 | 0-0 | 0-3-3 | 2 | 8 | 0 | 2 | 0 | 1 | 30 |
| Arkansas | g | 3-6 | 3-5 | 0-0 | 1-3-4 | 0 | 9 | 2 | 0 | 0 | 0 | 32 |
| at Georgia | g | 1-1 | 1-1 | 0-1 | 0-1-1 | 4 | 3 | 2 | 0 | 0 | 2 | 24 |
| 1-South Carolina | g | 0-7 | 0-6 | 0-0 | 1-1-2 | 1 | 0 | 5 | 1 | 0 | 1 | 32 |
| 2-Louisiana-Lafayette | g | 1-6 | 1-5 | 1-2 | 2-0-2 | 1 | 4 | 3 | 0 | 0 | 1 | 33 |
| 2-Connecticut | g | 3-9 | 3-6 | 0-0 | 0-4-4 | 0 | 9 | 4 | 0 | 0 | 2 | 37 |
| 2-North Carolina | g | 3-7 | 2-5 | 0-0 | 1-3-4 | 1 | 8 | 0 | 0 | 0 | 0 | 35 |

| 2000-01 | Stat | FG-A | 3P-A | FT-A | Reb | PF | TP | A | TO | BK | S | Min |
|--------------------------|------|------|------|------|--------|----|----|---|----|----|---|-----|
| UT-Chattanooga | g | 3-6 | 2-4 | 0-0 | 3-0-3 | 0 | 8 | 4 | 0 | 0 | 2 | 25 |
| East Tennessee State | g | 1-4 | 1-3 | 2-2 | 1-1-2 | 1 | 5 | 3 | 1 | 0 | 1 | 20 |
| Wisconsin | g | 3-6 | 3-4 | 0-0 | 0-0-0 | 0 | 9 | 3 | 1 | 0 | 1 | 32 |
| Austin Peay | g | 4-5 | 3-4 | 0-0 | 0-1-1 | 2 | 11 | 3 | 0 | 0 | 1 | 23 |
| UNC Asheville | g | 1-2 | 1-2 | 0-0 | 1-3-4 | 2 | 3 | 0 | 0 | 0 | 1 | 19 |
| at West Virginia | g | 4-10 | 2-6 | 2-2 | 2-4-6 | 3 | 12 | 1 | 1 | 0 | 3 | 31 |
| Memphis | g | 1-3 | 0-2 | 0-0 | 1-2-3 | 2 | 2 | 0 | 2 | 0 | 2 | 28 |
| Southern Methodist | g | 1-7 | 1-6 | 0-0 | 2-1-3 | 4 | 3 | 4 | 0 | 0 | 0 | 30 |
| 5-Middle Tennessee State | g | 1-5 | 1-4 | 0-1 | 0-2-2 | 1 | 3 | 0 | 0 | 0 | 1 | 18 |
| 6-Virginia | g | 1-2 | 1-2 | 1-2 | 0-1-1 | 2 | 4 | 4 | 1 | 0 | 0 | 27 |
| at Syracuse | g | 0-1 | 0-1 | 2-4 | 1-5-6 | 3 | 2 | 1 | 5 | 0 | 1 | 27 |
| 7-George Washington | g | 2-3 | 2-3 | 1-2 | 2-1-3 | 3 | 7 | 2 | 1 | 0 | 1 | 27 |
| 7-Iowa | g | 4-6 | 3-4 | 2-2 | 2-5-7 | 2 | 13 | 0 | 1 | 0 | 2 | 27 |
| 7-Hawaii | g | 0-3 | 0-2 | 1-2 | 0-5-5 | 4 | 1 | 2 | 1 | 0 | 1 | 26 |
| at Auburn | g | 2-6 | 2-5 | 0-0 | 0-1-1 | 3 | 6 | 3 | 1 | 1 | 0 | 38 |
| Alabama | g | 5-6 | 3-3 | 0-0 | 0-2-2 | 0 | 13 | 3 | 0 | 0 | 2 | 25 |
| South Carolina | g | 2-4 | 2-4 | 0-0 | 1-2-3 | 1 | 6 | 5 | 1 | 0 | 1 | 30 |
| at Kentucky | g | 2-4 | 2-4 | 2-2 | 2-0-2 | 1 | 8 | 2 | 2 | 0 | 0 | 26 |
| Mississippi State | g | 3-5 | 2-3 | 1-2 | 1-5-6 | 1 | 9 | 1 | 1 | 0 | 0 | 27 |
| at Georgia | g | 1-3 | 1-3 | 0-0 | 0-3-3 | 1 | 3 | 2 | 0 | 0 | 0 | 32 |
| at Florida | g | 2-2 | 1-1 | 0-0 | 2-0-2 | 3 | 5 | 5 | 1 | 1 | 1 | 32 |
| Vanderbilt | g | 3-4 | 1-2 | 3-4 | 0-2-2 | 0 | 10 | 7 | 1 | 1 | 4 | 33 |
| at Arkansas | g | 6-9 | 4-7 | 0-0 | 3-3-6 | 2 | 16 | 3 | 2 | 0 | 1 | 36 |
| at Mississippi | g | 2-5 | 2-4 | 0-0 | 0-8-8 | 1 | 6 | 2 | 3 | 0 | 0 | 35 |
| Kentucky | g | 2-6 | 2-5 | 0-0 | 1-3-4 | 3 | 6 | 4 | 0 | 0 | 1 | 34 |
| Florida | g | 0-7 | 0-3 | 0-0 | 2-3-5 | 4 | 0 | 4 | 1 | 0 | 1 | 24 |
| Georgia | g | 1-4 | 0-1 | 0-0 | 0-1-1 | 3 | 2 | 1 | 0 | 0 | 0 | 28 |
| at Vanderbilt | g | 4-4 | 3-3 | 1-2 | 1-5-6 | 2 | 12 | 2 | 1 | 0 | 2 | 30 |
| at South Carolina | g | 4-4 | 4-4 | 0-0 | 4-6-10 | 2 | 12 | 2 | 3 | 1 | 2 | 39 |
| LSU | g | 1-3 | 1-2 | 0-0 | 4-1-5 | 4 | 3 | 3 | 0 | 0 | 0 | 14 |
| 1-Auburn | g | 1-4 | 1-3 | 0-0 | 0-1-1 | 5 | 3 | 2 | 1 | 1 | 1 | 23 |
| 1-Mississippi | g | 1-2 | 1-1 | 0-2 | 0-3-3 | 3 | 3 | 2 | 2 | 0 | 0 | 25 |
| 2-Charlotte | g | 2-5 | 1-4 | 2-2 | 0-0-0 | 2 | 7 | 0 | 1 | 0 | 1 | 35 |

| 2001-02 | Stat | FG-A | 3P-A | FT-A | Reb | PF | TP | A | TO | BK | S | Min |
|------------------------|------|------|------|------|-------|----|----|---|----|----|---|-----|
| Tennessee Tech | g | 2-8 | 2-6 | 2-2 | 0-4-4 | 0 | 8 | 5 | 2 | 0 | 3 | 36 |
| 8-Marquette | g | 4-6 | 3-4 | 0-0 | 0-4-4 | 4 | 11 | 9 | 2 | 0 | 0 | 37 |
| 8-Alaska Anchorage | g | 1-5 | 1-4 | 0-0 | 1-3-4 | 2 | 3 | 6 | 2 | 0 | 1 | 26 |
| 8-St. Johns | g | 2-9 | 2-6 | 0-1 | 2-2-4 | 2 | 6 | 2 | 3 | 0 | 1 | 35 |
| Appalachian State | g | 3-6 | 1-3 | 0-0 | 2-3-5 | 0 | 7 | 5 | 1 | 0 | 1 | 28 |
| at Southern Methodist | g | 4-6 | 4-5 | 0-0 | 0-4-4 | 4 | 12 | 6 | 1 | 0 | 2 | 24 |
| at Memphis | g | 2-3 | 0-1 | 0-2 | 2-5-7 | 4 | 4 | 2 | 3 | 0 | 1 | 35 |
| Radford | g | 3-7 | 3-7 | 2-4 | 0-4-4 | 1 | 11 | 6 | 2 | 0 | 1 | 34 |
| at Louisville | g | 1-5 | 0-2 | 0-0 | 0-5-5 | 2 | 2 | 6 | 0 | 0 | 1 | 37 |
| West Virginia | g | 3-8 | 1-6 | 0-0 | 2-1-3 | 0 | 7 | 5 | 1 | 0 | 0 | 34 |
| at Wisconsin | g | 3-4 | 2-2 | 0-0 | 1-2-3 | 2 | 8 | 7 | 1 | 0 | 1 | 34 |
| Ole Miss | g | 1-4 | 1-2 | 5-6 | 0-5-5 | 3 | 8 | 0 | 3 | 0 | 2 | 27 |
| Florida | g | 2-6 | 0-1 | 1-1 | 3-4-7 | 5 | 5 | 7 | 4 | 0 | 1 | 38 |
| at Georgia | g | 1-7 | 0-5 | 0-0 | 0-5-5 | 2 | 2 | 3 | 1 | 0 | 2 | 31 |
| at Mississippi State | g | 6-14 | 3-9 | 1-2 | 0-3-3 | 3 | 16 | 2 | 2 | 0 | 4 | 37 |
| Syracuse | g | 4-10 | 2-7 | 1-2 | 3-6-9 | 0 | 11 | 2 | 1 | 0 | 1 | 34 |
| Middle Tennessee State | g | 3-8 | 3-6 | 0-0 | 2-3-5 | 0 | 9 | 4 | 1 | 0 | 0 | 31 |
| South Carolina | g | 1-4 | 0-2 | 0-0 | 0-3-3 | 2 | 2 | 4 | 6 | 0 | 0 | 28 |
| Auburn | g | 2-6 | 2-4 | 2-2 | 1-4-5 | 4 | 8 | 2 | 1 | 0 | 0 | 25 |
| at LSU | g | 3-6 | 3-6 | 1-2 | 0-4-4 | 1 | 10 | 6 | 0 | 0 | 1 | 37 |
| at Vanderbilt | g | 0-5 | 0-3 | 0-0 | 0-5-5 | 1 | 0 | 3 | 1 | 0 | 0 | 24 |
| Kentucky | g | 3-6 | 1-4 | 0-0 | 1-2-3 | 2 | 7 | 6 | 5 | 0 | 2 | 43 |
| at South Carolina | g | 5-11 | 2-7 | 3-5 | 5-4-9 | 4 | 15 | 2 | 4 | 0 | 1 | 39 |
| Arkansas | g | 1-4 | 1-4 | 2-2 | 1-3-4 | 0 | 5 | 5 | 2 | 0 | 0 | 38 |
| at Alabama | g | 4-6 | 2-4 | 1-3 | 0-3-3 | 3 | 11 | 0 | 1 | 2 | 0 | 37 |
| at Kentucky | g | 4-8 | 3-6 | 0-0 | 2-5-7 | 0 | 11 | 1 | 0 | 0 | 0 | 33 |
| Vanderbilt | g | 2-8 | 2-7 | 2-2 | 1-2-3 | 2 | 8 | 3 | 1 | 0 | 3 | 32 |
| at Florida | g | 4-5 | 3-4 | 0-0 | 0-1-1 | 2 | 11 | 4 | 3 | 0 | 1 | 28 |
| Georgia | g | 2-6 | 2-5 | 2-2 | 0-5-5 | 2 | 8 | 5 | 1 | 0 | 0 | 33 |
| 1-Arkansas | g | 3-7 | 1-5 | 3-4 | 1-3-4 | 2 | 10 | 3 | 2 | 0 | 0 | 35 |
| 1-Alabama | g | 0-4 | 0-2 | 0-1 | 0-2-2 | 2 | 0 | 1 | 1 | 0 | 1 | 35 |

| |
|---|
| 1-SEC Tournament |
| 2-NCAA Tournament |
| 3-BCA Classic (Albuquerque, N.M.) |
| 4-Puerto Rico Holiday Classic (Bayamon, P.R.) |
| 5-at Nashville, Tenn. |
| 6-Jimmy V Classic (East Rutherford, N.J.) |
| 7-Rainbow Classic (Honolulu, Hawaii) |
| 8-Great Alaska Shootout (Anchorage, Alaska) |



Thaydeus Holden

10 G Jr. 6-0 175

Silsbee, Texas (Silsbee HS / Lamar University / Seward County CC)

Season/Career Highs

| | |
|-----------------------------------|--|
| Points | |
| Season | 20 vs. Appalachian State (11/29/01) |
| Career | Same |
| Rebounds | |
| Season | 8 vs. Radford (12/17/01) |
| Career | Same |
| Assists | |
| Season | 4 Four times; last vs. Kentucky (2/6/02) |
| Career | Same |
| Blocks | |
| Season | 1 Four times; last vs. Arkansas (3/7/02) |
| Career | Same |
| Steals | |
| Season | 3 Two times; last vs. Auburn (1/27/02) |
| Career | Same |
| Field Goals Made | |
| Season | 6 Two times; last vs. Appalachian State (11/29/01) |
| Career | Same |
| Field Goals Attempted | |
| Season | 11 vs. Radford (12/17/01) |
| Career | Same |
| 3-Pt Field Goals Made | |
| Season | 4 vs. Tennessee Tech (11/16/01) |
| Career | Same |
| 3-Pt Field Goals Attempted | |
| Season | 8 vs. Tennessee Tech (11/16/01) |
| Career | Same |
| Free Throws Made | |
| Season | 6 Three times; last vs. Kentucky (2/6/02) |
| Career | Same |
| Free Throws Attempted | |
| Season | 8 vs. Alaska Anchorage (11/23/01) |
| Career | Same |
| Minutes | |
| Season | 34 Two times; last vs. Radford (12/17/01) |
| Career | Same |

2001-02 (Junior)

Recipient of the Coach's Award as the team's best defender ... Named the Southeastern Conference's Best Junior College Import in the Jan. 7 edition of The Sporting News ... Came off the bench to help take over the point guard duties at Florida (2/26/02) when Jon Higgins and Jenis Grindstaff went down with injuries ... Had a big steal that resulted in a lay-up to cut into the Bulldog lead in UT's upset of No. 16 Georgia (3/2/02) ... Broke out of a slump with a six point, six rebound and three assist effort against Auburn (1/27/02) ... Had 12 points on 3-of-5 shooting in Tennessee's 76-74 overtime win against No. 7 Kentucky (2/6/02) ... Scored all 10 of his points at Memphis (12/15/01) in the second half, including a clutch three-pointer with 14 seconds left to bring the Vols to within two points of the Tigers ... Scored 16 points on 6-of-10 shooting from the field in his first game as a Vol ... He earned his first career start and played the entire second half against Tennessee Tech (11/16/01) ... Buzz Peterson's first signee at the University of Tennessee, signing with the Vols in April 2001 out of Seward County Community College in Liberal, Kan.

2000-01 (Sophomore at Seward County CC)

Earned first team All-Jayhawk Conference honors ... A first team All-Region VI selection ... Ranked second in the Jayhawk Conference with 22.2 points per game ... Connected on 40.3 percent (85-of-211) of his three-point attempts to rank 10th in the conference ... Led the Jayhawk Conference with 2.83 three-pointers made per game ... Set a school record with 45 points in a game against Labette County CC ... Ranks fifth on Seward County's single-season scoring lists with 732 points ... Stands second on the school's single-season lists with 85 three-pointers made and fifth with 164 free throws made ... Also averaged 4.2 rebounds and 2.2 assists per game ... Coached by Dave Brown.

1999-00 (Freshman at Lamar)

Started 14 of his 31 games in the backcourt at Lamar University in Beaumont, Texas ... Ranked third on the team by averaging 8.1 points per game ... Also contributed 2.0 rebounds per game for the Cardinals ... Shot 37.0 percent (85-of-230) from the field ... Led Lamar to its first NCAA Tournament appearance since 1983 ... Led Lamar to the Southland Conference Tournament championship ... Coached by Mike Deane.

1998-99

Redshirt

High School

Led Silsbee to a 27-7 record as a senior ... Averaged 14.9 points, 3.5 rebounds and 3.0 assists ... Led Silsbee to the semifinal round of the state playoffs as a senior ... A three-time all-district and all-region selection ... Named to the Beaumont Enterprise Super Gold Team ... Named third team all-state in Class 4A ... As a junior he helped lead Silsbee to a 31-1 record and a No. 1 ranking in the state for most of the year ... Earned all-district, all-region and all-state honors following his junior season ... Coached by Joe Sigler.

Personal

Born: February 8, 1980 ... Full name: Thaydeus LaJuan Holden ... Academic Major: Criminal Justice.

Career Statistics

| Year | GP-GS | Min | Avg | FG-A | Pct | 3FG-A | Pct | FT-A | Pct | Off-Def-Rebs | Avg | PF-FO | Ast | TO | Blk | Stl | Pts | Avg |
|------|-------|-----|------|--------|------|--------|------|-------|------|--------------|-----|-------|-----|----|-----|-----|-----|-----|
| 2002 | 31-17 | 734 | 23.7 | 62-171 | .363 | 34-101 | .337 | 46-63 | .730 | 20-56-76 | 2.5 | 64-0 | 44 | 56 | 4 | 22 | 204 | 6.6 |

Thaydeus Holden Game-By-Game Statistics

| 2001-02 | Stat | FG-A | 3P-A | FT-A | Reb | PF | TP | A | TO | BK | S | Min |
|------------------------|------|------|------|------|-------|----|----|---|----|----|---|-----|
| Tennessee Tech | g | 6-10 | 4-8 | 0-1 | 1-2-3 | 2 | 16 | 1 | 0 | 0 | 1 | 34 |
| 8-Marquette | g | 4-7 | 3-6 | 0-1 | 0-3-3 | 4 | 11 | 0 | 2 | 0 | 0 | 33 |
| 8-Alaska Anchorage | g | 0-4 | 0-2 | 6-8 | 3-2-5 | 2 | 6 | 1 | 1 | 1 | 0 | 26 |
| 8-St. Johns | g | 2-7 | 1-4 | 0-0 | 1-3-4 | 1 | 5 | 1 | 3 | 0 | 0 | 29 |
| Appalachian State | g | 6-9 | 2-3 | 6-6 | 1-1-2 | 1 | 20 | 4 | 2 | 0 | 1 | 30 |
| at Southern Methodist | g | 3-7 | 3-5 | 0-0 | 1-2-3 | 2 | 9 | 2 | 5 | 1 | 1 | 32 |
| at Memphis | g | 2-5 | 1-1 | 5-6 | 0-3-3 | 3 | 10 | 3 | 3 | 0 | 3 | 29 |
| Radford | g | 4-11 | 2-5 | 1-2 | 3-5-8 | 2 | 11 | 2 | 3 | 0 | 0 | 34 |
| at Louisville | g | 2-5 | 0-1 | 2-2 | 0-3-3 | 2 | 6 | 1 | 1 | 0 | 2 | 30 |
| West Virginia | g | 3-7 | 1-5 | 3-4 | 1-2-3 | 4 | 10 | 1 | 2 | 0 | 2 | 23 |
| at Wisconsin | g | 1-3 | 1-3 | 1-2 | 0-0-0 | 4 | 4 | 0 | 2 | 0 | 1 | 25 |
| Ole Miss | g | 0-7 | 0-5 | 0-0 | 0-1-1 | 4 | 0 | 4 | 1 | 0 | 0 | 25 |
| Florida | g | 4-7 | 3-4 | 1-2 | 0-2-2 | 3 | 12 | 1 | 1 | 1 | 0 | 21 |
| at Georgia | g | 2-7 | 1-4 | 0-0 | 0-2-2 | 4 | 5 | 3 | 2 | 0 | 1 | 20 |
| at Mississippi State | g | 0-1 | 0-1 | 0-0 | 1-2-3 | 1 | 0 | 4 | 3 | 0 | 1 | 27 |
| Syracuse | | 1-4 | 0-2 | 1-1 | 0-1-1 | 3 | 3 | 0 | 1 | 0 | 1 | 13 |
| Middle Tennessee State | | 2-3 | 2-3 | 0-0 | 0-0-0 | 1 | 6 | 0 | 0 | 0 | 0 | 14 |
| South Carolina | | 0-3 | 0-3 | 0-0 | 0-2-2 | 1 | 0 | 0 | 2 | 0 | 0 | 13 |
| Auburn | | 2-7 | 1-3 | 1-2 | 2-4-6 | 1 | 6 | 3 | 1 | 0 | 3 | 22 |
| at LSU | | 2-4 | 1-2 | 2-4 | 0-1-1 | 0 | 7 | 0 | 1 | 0 | 0 | 16 |
| at Vanderbilt | | 0-6 | 0-4 | 0-0 | 1-0-1 | 3 | 0 | 0 | 0 | 0 | 0 | 18 |
| Kentucky | | 3-5 | 0-1 | 6-7 | 0-0-0 | 2 | 12 | 4 | 2 | 0 | 1 | 28 |
| at South Carolina | g | 1-3 | 0-2 | 3-4 | 0-1-1 | 3 | 5 | 0 | 3 | 0 | 0 | 26 |
| Arkansas | g | 4-7 | 3-4 | 2-3 | 1-5-6 | 1 | 13 | 1 | 4 | 0 | 0 | 29 |
| at Alabama | | 2-3 | 1-2 | 1-2 | 1-1-2 | 3 | 6 | 2 | 0 | 0 | 0 | 25 |
| at Kentucky | | 0-3 | 0-3 | 0-0 | 0-1-1 | 1 | 0 | 0 | 1 | 0 | 0 | 12 |
| Vanderbilt | | 1-4 | 1-3 | 0-0 | 1-0-1 | 2 | 3 | 0 | 2 | 0 | 0 | 11 |
| at Florida | | 2-10 | 1-3 | 0-0 | 1-1-2 | 2 | 5 | 2 | 2 | 0 | 1 | 31 |
| Georgia | | 1-4 | 0-3 | 0-0 | 0-1-1 | 0 | 2 | 0 | 1 | 0 | 1 | 18 |
| 1-Arkansas | | 1-5 | 1-4 | 2-2 | 0-1-1 | 1 | 5 | 2 | 2 | 1 | 1 | 19 |
| 1-Alabama | | 1-3 | 1-2 | 3-4 | 1-4-5 | 1 | 6 | 2 | 3 | 0 | 1 | 21 |

1-SEC Tournament

2-NCAA Tournament

3-BCA Classic (Albuquerque, N.M.)


4-Puerto Rico Holiday Classic (Bayamon, P.R.)

5-at Nashville, Tenn.

6-Jimmy V Classic (East Rutherford, N.J.)

7-Rainbow Classic (Honolulu, Hawaii)

8-Great Alaska Shootout (Anchorage, Alaska)



Andy Ikeakor

34 F So. 6-8 250

Houston, Texas (Westbury Christian HS)

2001-02 (Sophomore)

Saw his first action of the season against Auburn (1/27/02) and turned in a strong performance with one point, four rebounds and an assist in nine minutes of action ... Scored on a tip-in at No. 8 Florida (2/26/02) ... Returned to practice after suffering a mid-foot injury that was discovered in mid-October ... Played in four Southeastern Conference games, averaging 0.8 points and 1.3 rebounds ... Was not able to practice from mid-October until early January ... Due to the injuries was planned to redshirt the season but decided to remove the redshirt after Ron Slay went down with an injury midway through the season.

2000-01 (Freshman)

Made his debut in a Volunteer uniform against UNC-Asheville (11/30/00) Contributed one point in two minutes of action against the Bulldogs Scored his first career field goal in Tennessee's victory over Vanderbilt (2/3/01) Suffered a broken fifth metacarpal in his right hand just prior to the start of fall practice that limited his participation in preseason practices ... Has drawn comparisons to former Vol C.J. Black ... Likes to play a physical brand of basketball in the paint.

High School

Led Westbury Christian to four consecutive TAPPS Class 3A state titles in 1997, 1998, 1999 and 2000 ... Earned all-state honors in Texas private and parochial league ... Shot 53 percent from the field ... Averaged 11.1 points, 6.1 rebounds, 1.1 assists and 1.0 steals in leading the Wildcats to a 35-5 record in 2000 ... 43 percent (99 of 232) of his rebounds came at the offensive end of the floor ... Played in the adidas ABCD Camp where he averaged 13.3 points and 3.3 rebounds a game ... Ranked among the top 20 seniors at the camp ... Also ranked among the top 30 players at the NBA Camp in Princeton, N.J. ... A consensus Top 100 recruit ... Rated by FoxSports.com as the 74th-best senior in the nation in 2000 ... Ranked as one of the top 100 high school seniors in the nation by CBS SportsLine.com ... Earned second team all-state honors among the 300 private schools in Texas as a junior ... Averaged 12.6 points, 7.3 rebounds, 1.4 assists and 1.2 steals as a junior ... Coached at Westbury Christian by Greg Glenn.

Personal

Born: August 5, 1981 ... Full Name: Nnandi Andy Ikeakor ... Academic Major: Undecided.

Season/Career Highs

Points

Season 2 vs. Florida (2/26/02)
 Career 2 Two times; last vs. Florida (2/26/02)

Rebounds

Season 4 vs. Auburn (1/27/02)
 Career Same

Assists

Season 1 Two times; last vs. Vanderbilt (2/23/02)
 Career Same

Blocks

Season 0
 Career 0

Steals

Season 0
 Career 0

Field Goals Made

Season 1 vs. Florida (2/26/02)
 Career 1 Two times; last vs. Florida (2/26/02)

Field Goals Attempted

Season 1 vs. Florida (2/26/02)
 Career 1 Four times; last vs. Florida (2/26/02)

3-Pt Field Goals Made

Season 0
 Career 0

3-Pt Field Goals Attempted

Season 0
 Career 0

Free Throws Made

Season 1 vs. Auburn (1/27/02)
 Career 1 Two times; last vs. Auburn (1/27/02)

Free Throws Attempted

Season 1 vs. Auburn (1/27/02)
 Career 2 Two times; last vs. Alabama (1/9/01)

Minutes

Season 9 vs. Auburn (1/27/02)
 Career Same

Career Statistics


| Year | GP-GS | Min | Avg | FG-A | Pct | 3FG-A | Pct | FT-A | Pct | Off-Def-Rebs | Avg | PF-FO | Ast | TO | Blk | Stl | Pts | Avg |
|--------|-------|-----|-----|------|-------|-------|------|------|-------|--------------|-----|-------|-----|----|-----|-----|-----|-----|
| 2001 | 4-0 | 8 | 2.0 | 1-3 | .333 | 0-0 | .000 | 1-4 | .250 | 1-1-2 | 0.5 | 1-0 | 0 | 2 | 0 | 0 | 3 | 0.8 |
| 2002 | 5-0 | 17 | 3.4 | 1-1 | 1.000 | 0-0 | .000 | 1-1 | 1.000 | 2-3-5 | 1.0 | 5-0 | 2 | 1 | 0 | 0 | 3 | 0.6 |
| TO TAL | 9-0 | 25 | 2.8 | 2-4 | .500 | 0-0 | .000 | 2-5 | .400 | 3-4-7 | 0.8 | 6-0 | 2 | 3 | 0 | 0 | 6 | 0.7 |

Andy Ikeakor Game-By-Game Statistics

| 2000-01 | Stat | FG-A | 3P-A | FT-A | Reb | PF | TP | A | TO | BK | S | Min |
|--------------------------|------|------|------|-------|---------------|----|----|---|----|----|---|-----|
| UT-Chattanooga | | | | | DNP - Injured | | | | | | | |
| East Tennessee State | | | | | DNP - Injured | | | | | | | |
| Wisconsin | | | | | DNP - Injured | | | | | | | |
| Austin Peay | | | | | DNP - Injured | | | | | | | |
| UNC Asheville | 0-1 | 0-0 | 1-2 | 0-0-0 | 0 | 1 | 0 | 0 | 0 | 0 | 0 | 2 |
| at West Virginia | | | | | DNP | | | | | | | |
| Memphis | | | | | DNP | | | | | | | |
| Southern Methodist | | | | | DNP | | | | | | | |
| 5-Middle Tennessee State | 0-1 | 0-0 | 0-0 | 1-1-2 | 1 | 0 | 0 | 1 | 0 | 0 | 0 | 2 |
| 6-Virginia | | | | | DNP | | | | | | | |
| at Syracuse | | | | | DNP | | | | | | | |
| 7-George Washington | | | | | DNP | | | | | | | |
| 7-Iowa | | | | | DNP | | | | | | | |
| 7-Hawaii | | | | | DNP | | | | | | | |
| at Auburn | | | | | DNP | | | | | | | |
| Alabama | 0-0 | 0-0 | 0-2 | 0-0-0 | 0 | 0 | 0 | 1 | 0 | 0 | 0 | 3 |
| South Carolina | | | | | DNP | | | | | | | |
| at Kentucky | | | | | DNP | | | | | | | |
| Mississippi State | | | | | DNP | | | | | | | |
| at Georgia | | | | | DNP | | | | | | | |
| at Florida | | | | | DNP | | | | | | | |
| Vanderbilt | 1-1 | 0-0 | 0-0 | 0-0-0 | 0 | 2 | 0 | 0 | 0 | 0 | 0 | 1 |
| at Arkansas | | | | | DNP | | | | | | | |
| at Mississippi | | | | | DNP | | | | | | | |
| Kentucky | | | | | DNP | | | | | | | |
| Florida | | | | | DNP | | | | | | | |
| Georgia | | | | | DNP | | | | | | | |
| at Vanderbilt | | | | | DNP | | | | | | | |
| at South Carolina | | | | | DNP | | | | | | | |
| LSU | | | | | DNP | | | | | | | |
| 1-Auburn | | | | | DNP | | | | | | | |
| 1-Mississippi | | | | | DNP | | | | | | | |
| 2-Charlotte | | | | | DNP | | | | | | | |

| 2001-02 | Stat | FG-A | 3P-A | FT-A | Reb | PF | TP | A | TO | BK | S | Min |
|------------------------|------|------|------|-------|---------------|----|----|---|----|----|---|-----|
| Tennessee Tech | | | | | DNP - Injured | | | | | | | |
| 8-Marquette | | | | | DNP - Injured | | | | | | | |
| 8-Alaska Anchorage | | | | | DNP - Injured | | | | | | | |
| 8-St. John's | | | | | DNP - Injured | | | | | | | |
| Appalachian State | | | | | DNP - Injured | | | | | | | |
| at Southern Methodist | | | | | DNP - Injured | | | | | | | |
| at Memphis | | | | | DNP - Injured | | | | | | | |
| Radford | | | | | DNP - Injured | | | | | | | |
| at Louisville | | | | | DNP - Injured | | | | | | | |
| West Virginia | | | | | DNP - Injured | | | | | | | |
| at Wisconsin | | | | | DNP - Injured | | | | | | | |
| Ole Miss | | | | | DNP | | | | | | | |
| Florida | | | | | DNP | | | | | | | |
| at Georgia | | | | | DNP | | | | | | | |
| at Mississippi State | | | | | DNP | | | | | | | |
| Syracuse | | | | | DNP | | | | | | | |
| Middle Tennessee State | | | | | DNP | | | | | | | |
| South Carolina | | | | | DNP | | | | | | | |
| Auburn | 0-0 | 0-0 | 1-1 | 1-3-4 | 4 | 1 | 1 | 1 | 0 | 0 | 0 | 9 |
| at LSU | | | | | DNP | | | | | | | |
| at Vanderbilt | | | | | DNP | | | | | | | |
| Kentucky | 0-0 | 0-0 | 0-0 | 0-0-0 | 0 | 0 | 0 | 0 | 0 | 0 | 0 | 3 |
| at South Carolina | | | | | DNP - Illness | | | | | | | |
| Arkansas | | | | | DNP | | | | | | | |
| at Alabama | | | | | DNP | | | | | | | |
| at Kentucky | | | | | DNP | | | | | | | |
| Vanderbilt | 0-0 | 0-0 | 0-0 | 0-0-0 | 0 | 0 | 1 | 0 | 0 | 0 | 0 | 2 |
| at Florida | 1-1 | 0-0 | 0-0 | 1-0-1 | 0 | 2 | 0 | 0 | 0 | 0 | 0 | 1 |
| Georgia | | | | | DNP | | | | | | | |
| 1-Arkansas | | | | | DNP | | | | | | | |
| 1-Alabama | 0-0 | 0-0 | 0-0 | 0-0-0 | 1 | 0 | 0 | 0 | 0 | 0 | 0 | 2 |

- 1-SEC Tournament
- 2-NCAA Tournament
- 3-BCA Classic (Albuquerque, N.M.)
- 4-Puerto Rico Holiday Classic (Bayamon, P.R.)
- 5-at Nashville, Tenn.
- 6-Jimmy V Classic (East Rutherford, N.J.)
- 7-Rainbow Classic (Honolulu, Hawaii)
- 8-Great Alaska Shootout (Anchorage, Alaska)



Ron Slay

35 F Jr. 6-8 235

Nashville, Tenn. (Pearl-Cohn HS / Oak Hill Academy)

Season/Career Highs

| | |
|-----------------------------------|---|
| Points | |
| Season | 23 Two times; last vs. West Virginia (12/22/01) |
| Career | 27 vs. Syracuse (12/22/00) |
| Rebounds | |
| Season | 11 vs. Florida (1/9/02) |
| Career | 11 Two times; last vs. Florida (1/9/02) |
| Assists | |
| Season | 5 vs. Radford (12/17/01) |
| Career | Same |
| Blocks | |
| Season | 0 |
| Career | 2 vs. Connecticut (3/19/00) |
| Steals | |
| Season | 2 vs. Appalachian State (11/29/01) |
| Career | 2 Five times; last vs. Georgia (1/27/01) |
| Field Goals Made | |
| Season | 8 Three times; last vs. Georgia (1/12/02) |
| Career | 9 vs. Syracuse (12/22/00) |
| Field Goals Attempted | |
| Season | 20 vs. Memphis (12/15/01) |
| Career | Same |
| 3-Pt Field Goals Made | |
| Season | 3 vs. Appalachian State (11/29/01) |
| Career | Same |
| 3-Pt Field Goals Attempted | |
| Season | 5 vs. West Virginia (12/22/01) |
| Career | 5 Two times; last vs. West Virginia (12/22/01) |
| Free Throws Made | |
| Season | 10 Two times; last vs. Florida (1/9/02) |
| Career | 10 Three times; last vs. Florida (1/9/02) |
| Free Throws Attempted | |
| Season | 17 vs. Florida (1/9/02) |
| Career | Same |
| Minutes | |
| Season | 34 vs. Wisconsin (12/29/01) |
| Career | Same |

2001-02 (Junior)

Missed Tennessee's final 15 games after suffering a torn anterior cruciate ligament in his left knee when he was fouled with 4:39 left in the first half of Tennessee's win over Syracuse (1/19/02) ... Scored 20 or more points five times ... Led the Vols in rebounding in six of the his last eight games ... In his four games against Southeastern Conference foes he averaged 19.0 points and 8.8 rebounds per game ... Tied his career high with 11 rebounds against Florida (1/9/02) ... Had 21 points and nine rebounds on 6-of-10 shooting from the field and 9-of-10 shooting from the free throw line to go with four assists against Ole Miss (1/6/02) ... Tied his season-high with 23 points against West Virginia (12/22/01) ... His 10 free throws made against the Mountaineers tied his career-high ... Made his first start of the season at SMU (12/6/01) ... He finished the contest with a game-high 23 points on 8-of-12 shooting from the field, including 1-of-2 from three-point range, to go with eight rebounds and three assists in 30 minutes of action ... In just 16 minutes of action, he scored 15 points on 6-of-10 shooting to go with five rebounds against Appalachian State (11/29/01) ... Had a career-high for three-pointers made in his 3-of-4 effort behind the three-point arc against the Mountaineers ... Suffered a stress fracture to his fibula in his right leg on Oct. 28 that forced him to miss Tennessee's first two games of the season ... Returned to the lineup in a limited role in UT's game against Alaska Anchorage (11/23/01) ... Went 5-of-6 from the field to score 11 points in 16 minutes of action against Alaska Anchorage (11/23/01) ... Nine of those points came in the first five minutes of the second half as he helped the Vols build an insurmountable lead in their win over the Seawolves.

2000-01 (Sophomore)

A Third Team All-Southeastern Conference selection by the league's coaches and the Associated Press ... Considered by many to be the best sixth-man in the nation ... ESPN analyst Dick Vitale said, Ron Slay brings energy and enthusiasm when he comes in the game. He's the best sixth man in college basketball. ... Moved into the starting rotation for five of Tennessee's final six regular season games and then started the Vols' NCAA Tournament game ... Averaged 13.0 points per game (91 points in seven starts) when in the starting lineup ... Averaged 21.0 points and 8.0 rebounds in Tennessee's two SEC Tournament games ... Came off the bench to register 22 points and 11 rebounds in 21 minutes of action against Auburn (3/9/01) in UT's SEC Tournament first round game ... Scored 20 points against Ole Miss (3/9/01) in the second round of the SEC Tournament ... Named to the all-tournament team at the Rainbow Classic after averaging 15.0 points and 4.0 rebounds in leading Tennessee to the tournament championship ... Came off the bench to record his first career double-double with a career-high 27 points and 10 rebounds at No. 12 Syracuse ... Recorded his second career double-double with 20 points and 10 rebounds in 27 minutes of action against Georgia (2/21/01) ... Saw a streak of 10 straight games scoring in double figures come to an end against South Carolina (1/13/01) when he recorded nine points in 17 minutes ... Tossed in 15 points in only 20 minutes of action against Florida (2/18/01) ... Scored 18 points with nine rebounds in his third career start versus Kentucky (2/14/01) ... Got his second career start in Tennessee's 84-79 victory over Mississippi State in which he scored 15 points in 33 minutes of action ... During Tennessee's seven-game road trip over the holidays he averaged 15.6 points and 5.4 rebounds while shooting 63.3 percent (38-of-60) from the field and 60 percent (3-of-5) from three-point range ... Scored 22 points on 6-of-10 shooting from the field and 9-of-14 from the free throw line against SMU (12/5/00) ... Listed as one of Andy Katz's Top Five Players from around the nation for the week of his Dec. 11 Weekly Word column on ESPN.com ... Rated as the No. 10 power forward in the nation in The Sporting News 2000-01 preseason rankings.

1999-00 (Freshman)

Saw action in all 33 games, making one start against American-Puerto Rico ... Played the second-most minutes among the freshmen, averaging 17.3 per game ... Ranked as the third leading scorer on team with 320 points for a 9.7 average, while pulling down 4.4 rebounds ... Led team in free throw percentage at 79.8, while shooting 51.1 percent from the field ... Scored in double figures 16 times, including nine of the last 12 games ... Averaged 11.7 points and 5.0 rebounds in three NCAA Tournament games, shooting 52.0 percent from the field (13-of-25) ... Had 12 points and a team-high seven rebounds against North Carolina ... Pumped in 15 against Louisiana-Lafayette in the first round of the NCAA Tournament, scoring 11 of those 15 points in the second half ... Set a season-high with two blocks and two steals against Connecticut while scoring eight points with four rebounds ... Scored a career-high 17 four times against Elon, at Mississippi State, when he hit 9-of-10 free throws, at Alabama and at Georgia ... Had 13 points with five rebounds against South Carolina in the SEC Tournament ... Scored 11 points with six rebounds in his only start versus American-Puerto Rico ... Pulled down at least six boards on nine occasions, including a career-high 10 in the Radford contest ... Pumped in 14 versus Long Island on 5-of-7 field goals ... Reached double-digits in five consecutive games at Alabama (17 pts), versus Arkansas (13 pts), at Georgia (17 pts), against South Carolina (13 pts) and Louisiana-Lafayette (15 pts) ... Scored at least eight points 23 times ... Scored 13 against Arkansas ... Scored 17 at Georgia, connecting on a career-high seven field goals ... Played at least 20 minutes on 11 occasions.

High School

Generally regarded as one of the nation's top frontcourt prospects ... Led Oak Hill (Va.) Academy to a 31-0 record and the final USA Today No. 1 high school ranking in 1998-99 ... Averaged 17 points, nine rebounds and 2.5 blocked shots as a senior ... Chosen to participate in the Derby Classic and the SEC-ACC Hoops Classic, two of the nation's most prestigious high school all-star games, following senior season ... Captured the slam dunk contest at the Derby Classic ... Played first three prep seasons at Nashville's Pearl-Cohn High School where he was a first-team All-State performer ... Averaged 22 points and 12 rebounds as a junior at Pearl-Cohn ... He was runner-up to current Vol Vincent Yarbrough as the state's Class AAA Mr. Basketball in 1998 ... Led Pearl-Cohn to two consecutive state tournament appearances in 1997 and 1998 ... Named Nashville's 1998 Metro Player of the Year ... Averaged 15.6 points and 9.6 rebounds as a sophomore at Pearl-Cohn ... Coached at Oak Hill Academy by Steve Smith.

Personal

Born: June 29, 1981 ... Full name: Ronald Sylvester Slay ... Academic Major: Arts & Sciences.

Career Statistics

| Year | GP-GS | Min | Avg | FG-A | Pct | 3FG-A | Pct | FT-A | Pct | Off-Def-Rebs | Avg | PF-FO | Ast | TO | Blk | Stl | Pts | Avg |
|--------|-------|------|------|---------|------|--------|------|---------|------|--------------|-----|-------|-----|-----|-----|-----|-----|------|
| 2000 | 33-1 | 572 | 17.3 | 117-229 | .511 | 11-27 | .407 | 75-94 | .798 | 63-83-146 | 4.4 | 69-3 | 17 | 47 | 7 | 17 | 320 | 9.7 |
| 2001 | 33-7 | 749 | 22.7 | 145-289 | .502 | 16-45 | .356 | 120-171 | .702 | 59-117-176 | 5.3 | 98-3 | 33 | 65 | 9 | 11 | 426 | 12.9 |
| 2002 | 14-11 | 342 | 24.4 | 70-143 | .490 | 11-32 | .344 | 56-74 | .757 | 32-59-91 | 6.5 | 38-1 | 29 | 42 | 0 | 4 | 207 | 14.8 |
| TO TAL | 80-19 | 1663 | 20.8 | 332-661 | .502 | 38-104 | .365 | 251-339 | .740 | 154-259-413 | 5.2 | 205-7 | 79 | 154 | 16 | 32 | 953 | 11.9 |


Ron Slay Game-By-Game Statistics

| 1999-00 | Stat | FG-A | 3P-A | FT-A | Reb | PF | TP | A | TO | BK | S | Min |
|-------------------------|------|------|------|------|--------|----|----|---|----|----|---|-----|
| Elon | | 6-10 | 1-1 | 4-6 | 3-0-3 | 1 | 17 | 1 | 1 | 0 | 1 | 18 |
| UNC Asheville | | 4-8 | 0-1 | 0-0 | 1-1-2 | 1 | 8 | 0 | 1 | 0 | 1 | 15 |
| Long Island | | 5-7 | 0-0 | 4-5 | 5-2-7 | 3 | 14 | 0 | 2 | 0 | 0 | 15 |
| South Florida | | 3-7 | 1-1 | 1-1 | 2-2-4 | 5 | 8 | 2 | 0 | 0 | 0 | 14 |
| Miami (Ohio) | | 1-2 | 0-1 | 7-8 | 1-2-3 | 1 | 9 | 0 | 2 | 0 | 0 | 15 |
| at Pittsburg | | 4-8 | 0-0 | 0-0 | 4-1-5 | 2 | 8 | 0 | 2 | 0 | 1 | 16 |
| West Virginia | | 2-9 | 0-1 | 2-2 | 1-2-3 | 2 | 6 | 2 | 3 | 0 | 1 | 21 |
| Middle Tennessee State | | 4-6 | 0-0 | 2-2 | 1-1-2 | 1 | 10 | 0 | 1 | 0 | 2 | 14 |
| at Memphis | | 4-7 | 0-0 | 5-6 | 4-3-7 | 1 | 13 | 1 | 4 | 0 | 0 | 30 |
| 4-at American-PR | f | 5-6 | 0-0 | 1-2 | 1-3-4 | 3 | 11 | 0 | 5 | 0 | 2 | 20 |
| 4-vs. Southern Illinois | | 0-1 | 0-0 | 0-0 | 0-0-0 | 5 | 0 | 0 | 2 | 0 | 0 | 4 |
| 4-vs. Tulsa | | 3-11 | 0-2 | 1-5 | 3-5-8 | 2 | 7 | 0 | 1 | 0 | 0 | 15 |
| Radford | | 3-8 | 0-0 | 2-2 | 2-8-10 | 1 | 8 | 0 | 5 | 0 | 0 | 14 |
| at South Carolina | | 2-3 | 0-0 | 0-0 | 1-2-3 | 0 | 4 | 0 | 1 | 0 | 0 | 8 |
| at LSU | | 5-9 | 1-1 | 0-0 | 4-2-6 | 4 | 11 | 0 | 1 | 0 | 1 | 23 |
| Vanderbilt | | 2-3 | 1-1 | 0-0 | 0-2-2 | 1 | 5 | 1 | 0 | 0 | 0 | 10 |
| Mississippi | | 4-8 | 0-1 | 5-6 | 2-5-7 | 2 | 13 | 3 | 2 | 0 | 1 | 17 |
| at Florida | | 0-4 | 0-0 | 0-0 | 0-1-1 | 2 | 0 | 1 | 1 | 0 | 0 | 11 |
| Auburn | | 1-1 | 1-1 | 6-7 | 3-5-8 | 4 | 9 | 0 | 0 | 0 | 0 | 15 |
| South Carolina | | 2-6 | 0-1 | 3-3 | 1-3-4 | 1 | 7 | 0 | 0 | 0 | 0 | 23 |
| at Kentucky | | 0-1 | 0-0 | 2-2 | 1-0-1 | 2 | 2 | 0 | 1 | 0 | 1 | 10 |
| at Mississippi State | | 4-7 | 0-0 | 9-10 | 4-1-5 | 1 | 17 | 1 | 2 | 0 | 0 | 18 |
| Georgia | | 6-10 | 0-1 | 0-0 | 3-4-7 | 3 | 12 | 0 | 0 | 0 | 1 | 20 |
| Florida | | 4-6 | 1-1 | 0-0 | 1-4-5 | 2 | 9 | 0 | 0 | 0 | 0 | 18 |
| at Vanderbilt | | 5-10 | 1-2 | 2-2 | 0-3-3 | 1 | 13 | 0 | 0 | 0 | 0 | 20 |
| Kentucky | | 2-8 | 0-1 | 0-0 | 4-4-8 | 1 | 4 | 0 | 2 | 1 | 0 | 14 |
| at Alabama | | 6-11 | 2-3 | 3-4 | 0-2-2 | 5 | 17 | 0 | 1 | 1 | 0 | 20 |
| Arkansas | | 5-10 | 0-1 | 3-5 | 3-0-3 | 3 | 13 | 0 | 0 | 1 | 1 | 27 |
| at Georgia | | 7-9 | 1-1 | 2-2 | 1-2-3 | 3 | 17 | 3 | 2 | 0 | 0 | 19 |
| 1-South Carolina | | 5-8 | 1-2 | 2-2 | 2-3-5 | 2 | 13 | 0 | 1 | 0 | 0 | 17 |
| 2-Louisiana-Lafayette | | 6-8 | 0-0 | 3-5 | 2-2-4 | 2 | 15 | 0 | 1 | 1 | 0 | 18 |
| 2-Connecticut | | 3-6 | 0-0 | 2-3 | 1-3-4 | 1 | 8 | 1 | 0 | 2 | 2 | 29 |
| 2-North Carolina | | 4-11 | 0-3 | 4-4 | 2-5-7 | 1 | 12 | 1 | 3 | 1 | 2 | 24 |

| 2000-01 | Stat | FG-A | 3P-A | FT-A | Reb | PF | TP | A | TO | BK | S | Min |
|--------------------------|------|------|------|-------|--------|----|----|---|----|----|---|-----|
| UT-Chattanooga | | 3-5 | 0-1 | 0-0 | 0-1-1 | 5 | 6 | 0 | 1 | 0 | 0 | 11 |
| East Tennessee State | | 3-11 | 1-1 | 1-3 | 2-4-6 | 3 | 8 | 4 | 3 | 0 | 0 | 24 |
| Wisconsin | | 1-5 | 0-1 | 4-4 | 0-2-2 | 2 | 6 | 0 | 1 | 1 | 0 | 13 |
| Austin Peay | | 3-5 | 0-0 | 0-1 | 2-3-5 | 2 | 6 | 1 | 3 | 1 | 0 | 22 |
| UNC Asheville | | 5-8 | 0-0 | 6-6 | 4-2-6 | 1 | 16 | 0 | 1 | 1 | 0 | 20 |
| at West Virginia | | 1-4 | 0-2 | 6-6 | 1-3-4 | 4 | 8 | 0 | 1 | 0 | 0 | 14 |
| Memphis | | 3-6 | 1-1 | 10-12 | 2-4-6 | 1 | 17 | 1 | 0 | 0 | 0 | 23 |
| Southern Methodist | | 6-10 | 1-1 | 9-14 | 3-3-6 | 3 | 22 | 2 | 1 | 0 | 0 | 25 |
| 5-Middle Tennessee State | | 7-9 | 0-0 | 2-4 | 1-4-5 | 2 | 16 | 1 | 2 | 1 | 0 | 21 |
| 6-Virginia | | 4-7 | 0-0 | 3-3 | 3-3-6 | 5 | 11 | 2 | 0 | 1 | 0 | 20 |
| at Syracuse | | 9-15 | 0-0 | 9-13 | 3-7-10 | 1 | 27 | 0 | 4 | 0 | 0 | 27 |
| 7-George Washington | | 3-5 | 0-1 | 7-10 | 1-5-6 | 3 | 13 | 0 | 5 | 0 | 0 | 22 |
| 7-Iowa | | 6-11 | 1-1 | 3-4 | 2-3-5 | 4 | 16 | 0 | 1 | 1 | 0 | 18 |
| 7-Hawaii | | 5-6 | 1-2 | 5-7 | 0-3-3 | 1 | 16 | 0 | 1 | 0 | 1 | 28 |
| at Auburn | | 4-7 | 1-1 | 1-2 | 1-2-3 | 3 | 10 | 0 | 3 | 0 | 0 | 21 |
| Alabama | | 6-12 | 1-1 | 1-3 | 4-4-8 | 3 | 14 | 0 | 3 | 0 | 0 | 20 |
| South Carolina | | 3-8 | 1-2 | 2-5 | 1-3-4 | 1 | 9 | 1 | 0 | 0 | 0 | 17 |
| at Kentucky | | 4-9 | 1-2 | 0-1 | 2-2-4 | 3 | 9 | 1 | 0 | 0 | 1 | 25 |
| Mississippi State | f | 7-16 | 1-3 | 0-0 | 0-2-2 | 3 | 15 | 2 | 3 | 0 | 0 | 33 |
| at Georgia | | 5-9 | 0-0 | 4-6 | 1-7-8 | 4 | 14 | 0 | 1 | 1 | 2 | 29 |
| at Florida | | 8-11 | 2-2 | 0-0 | 2-4-6 | 4 | 18 | 1 | 7 | 1 | 1 | 23 |
| Vanderbilt | | 0-3 | 0-1 | 2-4 | 1-3-4 | 3 | 2 | 3 | 1 | 0 | 1 | 22 |
| at Arkansas | | 3-6 | 0-1 | 4-4 | 2-1-3 | 4 | 10 | 1 | 1 | 1 | 0 | 23 |
| at Mississippi | | 4-10 | 1-4 | 6-6 | 1-6-7 | 3 | 15 | 1 | 2 | 0 | 0 | 26 |
| Kentucky | f | 7-14 | 0-2 | 4-7 | 4-5-9 | 5 | 18 | 1 | 2 | 0 | 2 | 33 |
| Florida | f | 6-10 | 0-0 | 3-5 | 2-2-4 | 3 | 15 | 2 | 1 | 0 | 1 | 20 |
| Georgia | f | 6-11 | 0-1 | 8-11 | 3-7-10 | 4 | 20 | 3 | 0 | 0 | 1 | 27 |
| at Vanderbilt | f | 3-8 | 0-1 | 6-7 | 3-3-6 | 3 | 12 | 2 | 4 | 0 | 0 | 28 |
| at South Carolina | f | 1-7 | 0-2 | 1-1 | 1-1-2 | 4 | 3 | 0 | 3 | 0 | 0 | 23 |
| LSU | | 2-6 | 0-1 | 0-0 | 0-3-3 | 0 | 4 | 0 | 3 | 0 | 0 | 21 |
| 1-Auburn | | 7-12 | 1-1 | 7-9 | 3-8-11 | 3 | 22 | 2 | 1 | 0 | 1 | 21 |
| 1-Mississippi | | 7-15 | 2-5 | 4-6 | 2-3-5 | 4 | 20 | 0 | 2 | 0 | 0 | 28 |
| 2-Charlotte | f | 3-8 | 0-2 | 2-7 | 2-4-6 | 4 | 8 | 2 | 4 | 0 | 0 | 21 |

| 2001-02 | Stat | FG-A | 3P-A | FT-A | Reb | PF | TP | A | TO | BK | S | Min |
|------------------------|------|------|------|-------|--------|----|----|---|----|----|---|---------------|
| Tennessee Tech | | | | | | | | | | | | DNP - Injured |
| 1-Marquette | | | | | | | | | | | | DNP - Injured |
| 1-Alaska Anchorage | | 5-6 | 1-1 | 0-0 | 0-3-3 | 1 | 11 | 0 | 5 | 0 | 0 | 16 |
| 1-St. Johns | | 0-7 | 0-1 | 1-2 | 2-4-6 | 1 | 1 | 1 | 0 | 0 | 0 | 14 |
| Appalachian State | | 6-10 | 3-4 | 0-1 | 1-4-5 | 3 | 15 | 3 | 5 | 0 | 2 | 16 |
| at Southern Methodist | f | 8-12 | 1-2 | 6-7 | 4-4-8 | 1 | 23 | 3 | 2 | 0 | 0 | 30 |
| at Memphis | f | 8-20 | 0-4 | 2-2 | 1-4-5 | 2 | 18 | 2 | 2 | 0 | 0 | 32 |
| Radford | f | 1-6 | 0-2 | 4-4 | 3-2-5 | 4 | 6 | 5 | 3 | 0 | 0 | 24 |
| at Louisville | f | 4-10 | 1-4 | 5-5 | 3-6-9 | 4 | 14 | 2 | 9 | 0 | 1 | 27 |
| West Virginia | f | 6-14 | 1-5 | 10-12 | 3-2-5 | 4 | 23 | 1 | 1 | 0 | 1 | 26 |
| at Wisconsin | f | 5-9 | 2-3 | 1-2 | 0-8-8 | 3 | 13 | 3 | 2 | 0 | 0 | 34 |
| Ole Miss | f | 6-10 | 0-0 | 9-10 | 4-5-9 | 3 | 21 | 4 | 1 | 0 | 0 | 26 |
| Florida | f | 5-15 | 0-1 | 10-17 | 5-6-11 | 3 | 20 | 2 | 6 | 0 | 0 | 29 |
| at Georgia | f | 8-13 | 1-3 | 4-7 | 2-7-9 | 3 | 21 | 2 | 2 | 0 | 0 | 30 |
| at Mississippi State | f | 6-8 | 0-0 | 2-2 | 3-3-6 | 5 | 14 | 0 | 3 | 0 | 0 | 26 |
| Syracuse | f | 2-3 | 1-2 | 2-3 | 1-1-2 | 1 | 7 | 1 | 1 | 0 | 0 | 12 |
| Middle Tennessee State | | | | | | | | | | | | DNP - Injured |
| South Carolina | | | | | | | | | | | | DNP - Injured |
| Auburn | | | | | | | | | | | | DNP - Injured |
| at LSU | | | | | | | | | | | | DNP - Injured |
| at Vanderbilt | | | | | | | | | | | | DNP - Injured |
| Kentucky | | | | | | | | | | | | DNP - Injured |
| at South Carolina | | | | | | | | | | | | DNP - Injured |
| Arkansas | | | | | | | | | | | | DNP - Injured |
| at Alabama | | | | | | | | | | | | DNP - Injured |
| at Kentucky | | | | | | | | | | | | DNP - Injured |
| Vanderbilt | | | | | | | | | | | | DNP - Injured |
| at Florida | | | | | | | | | | | | DNP - Injured |
| Georgia | | | | | | | | | | | | DNP - Injured |
| 2-Arkansas | | | | | | | | | | | | DNP - Injured |
| 2-Alabama | | | | | | | | | | | | DNP - Injured |

- 1-SEC Tournament
- 2-NCAA Tournament
- 3-BCA Classic (Albuquerque, N.M.)
- 4-Puerto Rico Holiday Classic (Bayamon, P.R.)
- 5-at Nashville, Tenn.
- 6-Jimmy V Classic (East Rutherford, N.J.)
- 7-Rainbow Classic (Honolulu, Hawaii)
- 8-Great Alaska Shootout (Anchorage, Alaska)



Derek Stribling

21 F Fr. 6-6 190

Tallahassee, Fla. (Rickards HS)

2001-02 (Freshman)

Played in all of Tennessee's 31 games, receiving two starting assignments ... Provided valuable minutes off the bench at the wing position and at times the shooting guard position ... Established himself as an outstanding defensive player ... Averaged 1.6 points and 1.4 rebounds in SEC games ... Ended a late run by Arkansas when he drove the lane to hit a lay-up with 2:53 left in Tennessee's win against the Razorbacks (2/13/02) ... Scored four points on 2-for-2 shooting in two minutes of play at Vanderbilt (2/2/02) ... Had four points, including a monster dunk, and four rebounds at No. 8 Florida (2/26/02) ... Played the last two minutes of regulation and all of the overtime period at Mississippi State (1/16/02) ... Scored eight points in 16 minutes of action against Alaska Anchorage (11/23/01) ... Earned his first career start while playing in the first collegiate game of his career against Tennessee Tech (11/16/01) ... Scored 14 points in 20 minutes of action in Tennessee's exhibition game against Kentucky ABA.

Season/Career Highs

Points

Season 8 vs. Alaska Anchorage (11/23/01)
 Career Same

Rebounds

Season 4 Two times; last vs. Florida (2/26/02)
 Career Same

Assists

Season 2 vs. Memphis (12/15/01)
 Career Same

Blocks

Season 1 vs. Alabama (3/8/02)
 Career Same

Steals

Season 2 vs. Auburn (1/27/02)
 Career Same

Field Goals Made

Season 4 vs. Alaska Anchorage (11/23/01)
 Career Same

Field Goals Attempted

Season 7 Two times; last vs. Alaska Anchorage (11/23/01)
 Career Same

3-Pt Field Goals Made

Season 1 vs. Tennessee Tech (11/16/01)
 Career Same

3-Pt Field Goals Attempted

Season 2 Two times; last vs. St. Johns (11/24/01)
 Career Same

Free Throws Made

Season 2 vs. South Carolina (2/9/02)
 Career Same

Free Throws Attempted

Season 2 Two times; last vs. South Carolina (2/9/02)
 Career Same

Minutes

Season 19 vs. Tennessee Tech (11/16/01)
 Career Same

High School

Earned first team honors on the Florida Sports Writers Association's Class 4A All-State squad as a senior ... Averaged 20.0 points, eight rebounds and four assists per game ... Rated the No. 46 high school senior in the nation by BlueChips.com ... Ranked as the No. 73 player in the nation by Rivals100hoops.com ... Listed as the No. 3 senior in the state of Florida and a Top 100 nationally by HoopShowcase.com ... Earned High Honorable Mention honors from Street & Smith's ... Led Rickards High to a 29-4 record in his final campaign as a prep ... With his leadership, the Raiders advanced to the state semifinals for the first time since 1992 ... Played his first three seasons at Lake Region High School in Eagle Lake, Fla., before transferring to Rickards HS for his senior year ... As a junior he averaged 17.0 points, 7.0 rebounds, 3.0 steals and 1.0 blocks per game ... Played for the USA High School All-Star team in tournaments in Pittsburgh, Pa., and Baltimore, Md. ... Led the U.S. All-Stars with 13 points and was named the team's MVP in the Baltimore Cham City Challenge ... Played both guard positions and small forward ... Coached by Andy Colville.

Personal

Born: November 16, 1982 ... Full name: Derek Cortez Stribling ... Academic Major: Arts & Sciences.

Career Statistics

| Year | GP-GS | Min | Avg | FG-A | Pct | 3FG-A | Pct | FT-A | Pct | Off-Def-Rebs | Avg | PF-FO | Ast | TO | Blk | Stl | Pts | Avg |
|------|-------|-----|-----|-------|------|-------|------|------|------|--------------|-----|-------|-----|----|-----|-----|-----|-----|
| 2002 | 31-2 | 307 | 9.9 | 26-78 | .333 | 1-6 | .167 | 4-6 | .667 | 18-20-38 | 1.2 | 29-0 | 16 | 26 | 1 | 10 | 57 | 1.8 |

Derek Stribling Game-By-Game Statistics

| 2001-02 | Stat | FG-A | 3P-A | FT-A | Reb | PF | TP | A | TO | BK | S | Min |
|------------------------|------|------|------|------|-------|----|----|---|----|----|---|-----|
| Tennessee Tech | f | 1-7 | 1-2 | 0-0 | 0-0-0 | 4 | 3 | 1 | 2 | 0 | 1 | 19 |
| 8-Marquette | f | 2-2 | 0-0 | 0-0 | 0-0-0 | 3 | 4 | 0 | 5 | 0 | 1 | 15 |
| 8-Alaska Anchorage | | 4-7 | 0-0 | 0-1 | 2-0-2 | 0 | 8 | 1 | 1 | 0 | 0 | 16 |
| 8-St. Johns | | 0-2 | 0-2 | 0-0 | 1-0-1 | 1 | 0 | 0 | 0 | 0 | 0 | 9 |
| Appalachian State | | 3-5 | 0-0 | 0-0 | 1-1-2 | 0 | 6 | 0 | 2 | 0 | 0 | 17 |
| at Southern Methodist | | 1-5 | 0-0 | 0-0 | 2-0-2 | 1 | 2 | 1 | 0 | 0 | 0 | 14 |
| at Memphis | | 0-2 | 0-0 | 0-0 | 1-2-3 | 0 | 0 | 2 | 1 | 0 | 0 | 12 |
| Radford | | 1-2 | 0-1 | 0-0 | 0-0-0 | 0 | 2 | 0 | 0 | 0 | 0 | 7 |
| at Louisville | | 1-1 | 0-0 | 0-0 | 0-0-0 | 0 | 2 | 1 | 1 | 0 | 0 | 11 |
| W est Virginia | | 0-4 | 0-0 | 0-0 | 1-1-2 | 3 | 0 | 0 | 1 | 0 | 0 | 11 |
| at Wisconsin | | 0-3 | 0-0 | 0-0 | 1-0-1 | 2 | 0 | 0 | 0 | 0 | 1 | 10 |
| Ole Miss | | 0-0 | 0-0 | 0-0 | 0-0-0 | 4 | 0 | 1 | 0 | 0 | 0 | 6 |
| Florida | | 0-0 | 0-0 | 0-0 | 0-1-1 | 0 | 0 | 0 | 0 | 0 | 0 | 4 |
| at Georgia | | 0-1 | 0-0 | 0-0 | 1-1-2 | 0 | 0 | 0 | 2 | 0 | 1 | 8 |
| at Mississippi State | | 0-3 | 0-0 | 0-0 | 1-2-3 | 3 | 0 | 1 | 0 | 0 | 1 | 10 |
| Syracuse | | 0-0 | 0-0 | 0-0 | 0-1-1 | 0 | 0 | 1 | 0 | 0 | 0 | 4 |
| Middle Tennessee State | | 0-0 | 0-0 | 0-0 | 0-1-1 | 0 | 0 | 0 | 1 | 0 | 0 | 8 |
| South Carolina | | 1-4 | 0-1 | 1-2 | 0-0-0 | 0 | 3 | 0 | 1 | 0 | 0 | 13 |
| Auburn | | 0-3 | 0-0 | 0-0 | 1-1-2 | 1 | 0 | 1 | 4 | 0 | 2 | 11 |
| at LSU | | 0-1 | 0-0 | 0-0 | 0-0-0 | 0 | 0 | 1 | 0 | 0 | 1 | 8 |
| at Vanderbilt | | 2-2 | 0-0 | 0-0 | 0-0-0 | 0 | 4 | 0 | 0 | 0 | 0 | 2 |
| Kentucky | | 1-1 | 0-0 | 0-0 | 0-0-0 | 2 | 2 | 1 | 2 | 0 | 0 | 8 |
| at South Carolina | | 1-4 | 0-0 | 2-2 | 2-2-4 | 1 | 4 | 1 | 0 | 0 | 0 | 13 |
| Arkansas | | 2-3 | 0-0 | 0-0 | 1-0-1 | 2 | 4 | 0 | 0 | 0 | 1 | 13 |
| at Alabama | | 0-1 | 0-0 | 0-0 | 0-0-0 | 0 | 0 | 1 | 1 | 0 | 0 | 4 |
| at Kentucky | | 0-1 | 0-0 | 0-0 | 0-2-2 | 0 | 0 | 0 | 0 | 0 | 0 | 6 |
| Vanderbilt | | 2-5 | 0-0 | 0-0 | 1-1-2 | 1 | 4 | 0 | 1 | 0 | 0 | 9 |
| at Florida | | 2-4 | 0-0 | 0-0 | 1-3-4 | 1 | 4 | 1 | 0 | 0 | 1 | 14 |
| Georgia | | 0-2 | 0-0 | 0-0 | 1-0-1 | 0 | 0 | 0 | 1 | 0 | 0 | 6 |
| 1-Arkansas | | 1-2 | 0-0 | 1-1 | 0-1-1 | 0 | 3 | 0 | 0 | 0 | 0 | 7 |
| 1-Alabama | | 1-1 | 0-0 | 0-0 | 0-0-0 | 0 | 2 | 1 | 0 | 1 | 0 | 12 |

1-SEC Tournament

2-NCAA Tournament

3-BCA Classic (Albuquerque, N.M.)

4-Puerto Rico Holiday Classic (Bayamon, P.R.)

5-at Nashville, Tenn.

6-Jimmy V Classic (East Rutherford, N.J.)

7-Rainbow Classic (Honolulu, Hawaii)

8-Great Alaska Shootout (Anchorage, Alaska)



Zach Turner

30 F Jr. 6-7 250

Charlotte, N.C. (Christian HS)

2001-02 (Junior)

Doubled his scoring output from his sophomore year with four points in eight games ... Scored his first points of the season on a jump shot against Alaska-Anchorage (11/23/01) at the Great Alaska Shootout ... Provided the Tennessee s thin front line with valuable minutes off the bench at the Great Alaska Shootout.

2000-01 (Sophomore)

Played a career-high six minutes while recording his first career block against East Tennessee State (11/19/00) ... Tied his career-high with two rebounds against UNC-Asheville (11/30/00) ... Season-high two points came against Middle Tennessee State (12/15/00) at the Gaylord Entertainment Center in Nashville.

1999-00 (Freshman)

A reserve who saw action in 11 games, averaging 1.9 minutes per outing ... Averaged 0.5 points and 0.5 rebounds ... Scored a season-high four points, while playing a season-high four minutes against American-Puerto Rico ... Saw action in four SEC contests against Mississippi, Auburn and both Georgia games.

High School

Averaged 10.2 points, 7.6 rebounds and 3.5 blocked shots as a senior at Charlotte Christian High School Helped lead team to a 24-7 record in 1998-99 campaign As a junior played a role on Christian Highs 28-8 campaign, finishing as state runner-up Averaged 5.3 points and 5.7 rebounds as a junior Coached at Charlotte Christian by Bobby Jones.

Personal

Born: June 6, 1980 ... Full name: Zachary Travis Turner ... Academic Major: Arts & Sciences ... Joined the Vols prior to the 2000 season as a non-scholarship walk-on ... A hard-nosed player who has earned the respect of his coaches and teammates.

Season/Career Highs

Points

Season 2 Two times; last vs. Appalachian State (11/29/01)
 Career 4 vs. American-Puerto Rico (12/21/99)

Rebounds

Season 1 Three times; last vs. Auburn (1/27/02)
 Career 2 Three times; last vs. UNC-Asheville (11/30/00)

Assists

Season 0
 Career 1 vs. Georgia (2/9/00)

Blocks

Season 0
 Career 1 Three times; last vs. East Tennessee State (11/19/00)

Steals

Season 0
 Career 1 vs. West Virginia (12/8/99)

Field Goals Made

Season 1 Two times; last vs. Appalachian State (11/29/01)
 Career 2 vs. American-Puerto Rico (12/21/99)

Field Goals Attempted

Season 3 vs. Appalachian State (11/29/01)
 Career Same

3-Pt Field Goals Made

Season 0
 Career 0

3-Pt Field Goals Attempted

Season 0
 Career 0

Free Throws Made

Season 0
 Career 0

Free Throws Attempted


Season 0
 Career 2 Two times; last vs. Middle Tennessee State (12/15/00)

Minutes

Season 3 Two times; last vs. Appalachian State (11/29/01)
 Career 6 vs. East Tennessee State (11/19/00)

Career Statistics

| Year | GP-GS | Min | Avg | FG-A | Pct | 3FG-A | Pct | FT-A | Pct | Off-Def-Rebs | Avg | PF-FO | Ast | TO | Blk | Stl | Pts | Avg |
|--------|-------|-----|-----|------|------|-------|------|------|------|--------------|-----|-------|-----|----|-----|-----|-----|-----|
| 2000 | 11-0 | 21 | 1.9 | 3-8 | .375 | 0-0 | .000 | 0-2 | .000 | 2-4-6 | 0.5 | 2-0 | 1 | 4 | 2 | 1 | 6 | 0.5 |
| 2001 | 8-0 | 14 | 1.8 | 1-4 | .250 | 0-0 | .000 | 0-2 | .000 | 3-1-4 | 0.5 | 1-0 | 0 | 3 | 1 | 0 | 2 | 0.3 |
| 2002 | 8-0 | 14 | 1.8 | 2-5 | .400 | 0-0 | .000 | 0-0 | .000 | 1-2-3 | 0.4 | 3-0 | 0 | 1 | 0 | 0 | 4 | 0.5 |
| TO TAL | 27-0 | 49 | 1.8 | 6-17 | .353 | 0-0 | .000 | 0-4 | .000 | 6-7-13 | 0.5 | 6-0 | 1 | 8 | 3 | 1 | 12 | 0.4 |



Elgrace Wilborn

15 F Fr. 6-8 220

Springfield, Ohio (South HS)

2001-02 (Freshman)

Played in 29 games ... Averaged 0.57 blocks per game in Southeastern Conference games ... Tied his career-high with 10 points in 19 minutes of play against South Carolina (1/23/02) ... Had eight rebounds in just 13 minutes of action at No. 7 Alabama (2/16/02) ... Scored a career-high 10 points to go with eight rebounds and three blocks against Middle Tennessee State (1/21/02) ... Had his best game against an SEC foe at Georgia (1/12/02) when he had five points, five rebounds, two blocks and a steal ... Gave the Vols four important rebounds late in their win over eighth-ranked Syracuse (1/19/02) ... Barely missed his first career double-double with a nine point, 11 rebound effort against Alaska Anchorage (11/23/01) at the Great Alaska Shootout ... He averaged 6.0 points and 6.0 rebounds at the three-game tournament ... Earned his first career start while playing in the first collegiate game of his career against Tennessee Tech (11/16/01) ... Had 20 points, 12 rebounds and five blocks in Tennessee's first exhibition game against EA Sports... Pressed into starting duty for the Vols exhibition games due to Tennessee's plethora of injuries during the preseason ... Finished a controversial second in the dunk contest at Hoopapalooza, a preseason event for fans to come and watch the Vols practice.

High School

Averaged 14.0 points, 16.1 rebounds and 6.6 blocks per game as a senior ... Led the Wildcats to a 15-5 record and an appearance in the Division I district title game ... Earned all-state honors ... First team all-league selection and the league's Player of the Year ... Earned special mention on the Ohio Boys Division I All-State Team ... Listed as a Top 100 player according to some recruiting publications ... Rated by Prep Spotlight Magazine as the No. 3 power forward in Ohio and a top 40 player on the publication's Best of the Midwest rankings ... Earned a reputation as one of the hardest working players in the nation ... Led Springfield South to a 10-4 record while averaging 12.5 points, 13.1 rebounds and 5.0 blocks as a junior ... Recorded a 44-inch vertical leap prior to his senior season in high school ... Attended the prestigious Nike Camp in Indianapolis, Ind., the summer before his final year as a prep ... Coached by Larry Ham.

Personal

Born: April 11, 1983 ... **Full name:** Elgrace Anfernee Wilborn Jr. ... **Academic Major:** Arts & Sciences ... A southpaw who owns a 36-inch vertical jump and a 7-foot-2 wingspan.

Season/Career Highs

Points

Season 10 Two times; last vs. South Carolina (1/23/02)
 Career Same

Rebounds

Season 12 vs. Appalachian State (11/29/01)
 Career Same

Assists

Season 2 vs. St. Johns (11/24/01)
 Career Same

Blocks

Season 3 Two times; last vs. Florida (2/26/02)
 Career Same

Steals

Season 1 Four times; last vs. Georgia (1/12/02)
 Career Same

Field Goals Made

Season 4 Four times; last vs. South Carolina (1/23/02)
 Career Same

Field Goals Attempted

Season 7 Two times; last vs. Middle Tennessee State (1/21/02)
 Career Same

3-Pt Field Goals Made

Season 0
 Career Same

3-Pt Field Goals Attempted

Season 1 vs. Florida (2/26/02)
 Career Same

Free Throws Made

Season 5 vs. Alaska Anchorage (11/23/01)
 Career Same

Free Throws Attempted

Season 8 vs. Alaska Anchorage (11/23/01)
 Career Same

Minutes

Season 27 vs. Appalachian State (11/29/01)
 Career Same


Career Statistics

| Year | GP-GS | Min | Avg | FG-A | Pct | 3FG-A | Pct | FT-A | Pct | Off-Def-Rebs | Avg | PF-FO | Ast | TO | Blk | Stl | Pts | Avg |
|------|-------|-----|------|-------|------|-------|------|-------|------|--------------|-----|-------|-----|----|-----|-----|-----|-----|
| 2002 | 29-4 | 376 | 13.0 | 37-71 | .521 | 0-1 | .000 | 16-34 | .471 | 35-50-85 | 2.9 | 44-0 | 7 | 35 | 16 | 4 | 90 | 3.1 |

Elgrace Wilborn Game-By-Game Statistics

| 2001-02 | Stat | FG-A | 3P-A | FT-A | Reb | PF | TP | A | TO | BK | S | Min |
|------------------------|------|------|------|------|---------------|----|----|---|----|----|---|-----|
| Tennessee Tech | c | 0-1 | 0-0 | 0-2 | 1-0-1 | 2 | 0 | 0 | 3 | 1 | 0 | 17 |
| 8-Marquette | | 4-5 | 0-0 | 0-2 | 0-0-0 | 4 | 8 | 0 | 3 | 0 | 1 | 25 |
| 8-Alaska Anchorage | f | 2-6 | 0-0 | 5-8 | 5-6-11 | 1 | 9 | 0 | 3 | 1 | 1 | 26 |
| 8-St. Johns | f | 0-3 | 0-0 | 1-2 | 2-5-7 | 2 | 1 | 2 | 5 | 0 | 0 | 26 |
| Appalachian State | f | 4-7 | 0-0 | 1-3 | 3-9-12 | 4 | 9 | 0 | 0 | 0 | 0 | 27 |
| at Southern Methodist | | 0-1 | 0-0 | 1-2 | 1-0-1 | 3 | 1 | 0 | 0 | 2 | 0 | 15 |
| at Memphis | | 1-2 | 0-0 | 0-0 | 0-0-0 | 1 | 2 | 0 | 0 | 0 | 0 | 6 |
| Radford | | 0-1 | 0-0 | 0-0 | 0-1-1 | 1 | 0 | 0 | 0 | 0 | 0 | 9 |
| at Louisville | | 2-2 | 0-0 | 0-0 | 0-0-0 | 1 | 4 | 0 | 0 | 0 | 0 | 5 |
| W est Virginia | | 1-1 | 0-0 | 0-1 | 0-1-1 | 0 | 2 | 0 | 0 | 0 | 0 | 4 |
| at Wisconsin | | 0-1 | 0-0 | 0-0 | 1-0-1 | 0 | 0 | 0 | 0 | 0 | 0 | 6 |
| Ole Miss | | 0-0 | 0-0 | 0-0 | 0-1-1 | 2 | 0 | 0 | 1 | 0 | 0 | 5 |
| Florida | | 0-0 | 0-0 | 2-2 | 2-1-3 | 0 | 2 | 0 | 1 | 0 | 1 | 9 |
| at Georgia | | 2-3 | 0-0 | 1-1 | 1-4-5 | 2 | 5 | 0 | 2 | 2 | 1 | 14 |
| at Mississippi State | | 0-1 | 0-0 | 0-0 | 0-0-0 | 0 | 0 | 1 | 1 | 0 | 0 | 5 |
| Syracuse | | 1-3 | 0-0 | 0-2 | 1-3-4 | 1 | 2 | 1 | 0 | 0 | 0 | 11 |
| Middle Tennessee State | | 4-7 | 0-0 | 2-4 | 3-5-8 | 3 | 10 | 0 | 3 | 3 | 0 | 19 |
| South Carolina | | 4-6 | 0-0 | 2-3 | 4-1-5 | 1 | 10 | 1 | 0 | 1 | 0 | 19 |
| Auburn | | | | | DNP - Injured | | | | | | | |
| at LSU | | | | | DNP - Injured | | | | | | | |
| at Vanderbilt | | 1-1 | 0-0 | 0-0 | 0-0-0 | 0 | 2 | 0 | 1 | 0 | 0 | 9 |
| Kentucky | | 0-0 | 0-0 | 0-0 | 0-0-0 | 0 | 0 | 1 | 1 | 0 | 0 | 8 |
| at South Carolina | | 1-4 | 0-0 | 0-0 | 1-4-5 | 3 | 2 | 0 | 0 | 0 | 0 | 21 |
| Arkansas | | 1-2 | 0-0 | 0-0 | 0-0-0 | 1 | 2 | 0 | 1 | 0 | 0 | 9 |
| at Alabama | | 1-3 | 0-0 | 0-0 | 4-4-8 | 2 | 2 | 0 | 2 | 0 | 0 | 13 |
| at Kentucky | | 1-2 | 0-0 | 0-0 | 1-1-2 | 3 | 2 | 0 | 1 | 0 | 0 | 14 |
| Vanderbilt | | 2-2 | 0-0 | 1-2 | 2-1-3 | 3 | 5 | 0 | 5 | 1 | 0 | 15 |
| at Florida | | 1-2 | 0-1 | 0-0 | 0-2-2 | 0 | 2 | 1 | 1 | 3 | 0 | 16 |
| Georgia | | 1-2 | 0-0 | 0-0 | 0-0-0 | 0 | 2 | 0 | 0 | 1 | 0 | 10 |
| 1-Arkansas | | 1-1 | 0-0 | 0-0 | 1-1-2 | 2 | 2 | 0 | 1 | 0 | 0 | 9 |
| 1-Alabama | | 2-2 | 0-0 | 0-0 | 2-0-2 | 2 | 4 | 0 | 0 | 1 | 0 | 4 |

- 1-SEC Tournament
- 2-NCAA Tournament
- 3-BCA Classic (Albuquerque, N.M.)
- 4-Puerto Rico Holiday Classic (Bayamon, P.R.)
- 5-at Nashville, Tenn.
- 6-Jimmy V Classic (East Rutherford, N.J.)
- 7-Rainbow Classic (Honolulu, Hawaii)
- 8-Great Alaska Shootout (Anchorage, Alaska)



Vincent Yarbrough

1 F Sr. 6-7 210

Cleveland, Tenn. (Cleveland HS)

Holds one school record and ranks among Tennessee's career leaders in several other categories ... His 211 career steals are the most in school history while he ranks among the school's career leaders in scoring (8th with 1,737), rebounds (6th with 862), blocks (7th with 131), three-pointers (4th with 179), three-point attempts (4th with 526) field goals made (9th with 613) and assists (10th with 293).

2001-02 (Senior)

A first team All-SEC selection (Coaches and Associated Press) ... A first team National Association of Basketball Coaches All-District 7 selection ... Earned All-District honors from the USBWA (District IV) and the NABC (District 7) ... Two-time SEC Player of the Week selection, earning SEC Player of the Week on Nov. 19, 2001, after having 26 points, 11 rebounds and three steals against Tennessee Tech ... Also earned the award on Feb. 4, 2002, after he averaged 22.5 points and 9.0 rebounds in UT's wins at LSU and Vanderbilt ... Named the team's Most Valuable Player and was the recipient of the Chairman of the Boards Award as the team's top rebounder ... Ranked among the SEC leaders in five different categories including scoring (2nd with 18.1 ppg), rebounding (6th with 7.5 rpg), steals (9th with 1.87 spg), three-pointers made (10th with 1.94 per game) and defensive rebounds (4th with 5.29 per game) ... Against SEC opponents, his 18.6 points ranked second in the league and he also ranked among the top 10 in rebounding (7th with 6.9 rpg), steals (tied 10th with 1.69 spg), three-point percentage (9th with 38.9%), three-pointers made (tied 7th with 2.19 spg) and defensive rebounds (7th with 4.94 rpg) ... Scored 20 or more points 13 times on the season ... Against ranked opponents he averaged 18.1 points and 7.3 rebounds in eight games ... At the SEC Tournament he averaged 21.5 points and 13.0 rebounds in Tennessee's two games ... Led the Vols with 18.1 points and 7.5 rebounds, it is the third consecutive year that he led Tennessee in both scoring and rebounding ... Hit the game-winning basket with 4.3 seconds left at Vanderbilt (2/2/02) and finished the game with 21 points, 9 rebounds, 3 blocks ... One of best career games came at LSU (1/30/02) when he was 8-of-18 from the field, including 5-of-10 from three-point range to lead the Vols with 24 points and nine rebounds ... Had career-highs with 11 free throws made on 14 attempts at Alabama (2/16/02) ... Recorded his 1,600th career point, 800th career rebound and 200th steal against Arkansas (2/13/02) ... Tied a Rupp Arena opponent record with seven three-pointers at Kentucky (2/19/02) ... Played one of the best games of his career against the Wildcats, turning in a season-high 27 points on a career-high 7-of-12 shooting from three-point range ... Named to the Great Alaska Shootout All-Tournament team after he led the Vols with 20.3 points and 8.3 rebounds in three games ... A 2001-02 John R. Wooden Award candidate, marking the second time he was a preseason candidate for the award ... Listed as a USBWA pre-season All-America candidate and a Senior CLASS Award candidate.

2000-01 (Junior)

Second team All-Southeastern Conference selection by the league's coaches and the Associated Press ... NABC first team All-District 7 pick ... Became the 35th member of Tennessee's 1,000-point club when he hit a jumper at the end of the first half against Florida (1/30/01) His 55 steals on the season ranked in a tie for sixth on Tennessee's single season charts ... Blocked 44 shots on the campaign to rank in a tie for ninth on UT's single-season charts ... Averaged 15.9 points per game against SEC teams to rank ninth in the league ... Ranked sixth in the conference stats with 7.8 rebounds in SEC games ... His 1.88 steals per game against SEC foes ranked in a tie for second in the league ... In all, he ranked in the top 10 of 10 categories against SEC teams including field goal percentage (10th/.451), free throw percentage (9th/.750), three-point field goal percentage (4th/.405), three-pointers made (9th/1.88), blocks (4th/1.44), offensive rebounds (9th/2.62) and defensive rebounds (4th/5.19) ... Averaged 9.5 rebounds in two SEC Tournament games ... Hit 6-of-7 three-point attempts en route to 20 points against LSU (3/3/01) Had a perfect day against Vanderbilt (2/24/01) when he went 7-of-7 from the field and 6-of-6 from the foul line en route to 20 points Established a career-high with 28 points in 31 minutes against Kentucky (2/14/01) Led UT in rebounding 16 times on the season Recorded the ninth double-double of his career with a career high 15 rebounds and 11 points against Arkansas (2/7/01) Averaged 10.8 points and 5.8 rebounds at the Rainbow Classic Named a Midseason Top 30 candidate for the John R. Wooden Award Dec. 29 A preseason candidate for the Naismith Award Received preseason All-America honors.

1999-00 (Sophomore)

Second team All-Southeastern Conference (Coaches & Associated Press) ... NABC All-District VII ... USBWA All-District IV ... Started in all 33 games ... Led team in scoring with 489 points and a 14.8 average ... Led squad in rebounding at 6.9 and steals at 1.7 ... Ranked second in assists (2.5) and blocks (1.0) ... Ranked in the top 10 in the SEC in scoring, field goal percentage, free throw percentage, rebounding, steals and blocks ... Named SEC Co-Player of the Week Jan. 31 after averaging 24.5 points, 9.0 rebounds and 3.5 assists ... His 55 steals tied for the sixth-best single-season total in UT history ... Posted eight 20-point efforts, including tying his career-high with 25 against South Florida, South Carolina and at Vanderbilt ... Notched 25 double-figure scoring efforts ... Posted four double-doubles versus West Virginia (16 pts/14 reb), at Florida (21 pts/10 reb), against Auburn (24 pts/10 reb) and Arkansas (16 pts/14 reb) ... Led team in rebounding 15 times and scoring 10 times ... Averaged 12.7 points three NCAA Tournament games, scoring at least 11 three times ... Pumped in 13 versus North Carolina, 14 against Connecticut and 11 versus Louisiana-Lafayette ... Pulled down 14 rebounds against West Virginia and Arkansas.

1998-99 (Freshman)

Played in all 30 games with 28 starting assignments Ranked second on the team in steals (1.4) ... Finished season ranked third on the team in rebounding (5.2) and fifth in scoring (7.6) ... Scored career-high 23 points (7-of-11 FGs) in the Vols' 75-68 overtime victory at South Florida Registered 22 points (9-of-12 FGs), pulled down 11 rebounds, blocked a career-best four shots and had three assists in the Vols' home victory over Georgia Gave the Vols a 68-66 lead with 30 seconds remaining with a rebound jam off a missed shot in UT's 69-67 comeback win at Ole Miss ... Pulled down a career-high 12 rebounds, including seven of fensive boards, in Tennessee's 47-46 win at Kentucky.

High School

One of 10 finalists for the 1998 Naismith Award as the nation's top high school player ... Named as Tennessee's Class AAA 1998 Mr. Basketball ... Tennessee's 1998 Gatorade Player of the Year ... Played in the McDonald's All-America Game and the Magic Johnson All-Star Game ... Scored 12 points, hitting 6-of-7 from the field, in the McDonald's All-Star Game ... Two-time first-team All-State ... Averaged 24 points, 14 rebounds, 7.0 assists and 5.2 blocked shots as a senior ... Connected on 54 percent from the field and 79 percent from the free throw line ... Recorded 1,493 points, 560 rebounds, 433 assists and 351 blocked shots in final two high school seasons ... Averaged 19 points, 12 rebounds, 7.3 blocked shots and 5.1 assists as a junior in leading Cleveland to a 33-2 record and the Tennessee Class AAA state championship ... Named the 1997 Class AAA state tournament's Most Valuable Player ... Named MVP of the 1998 Tennessee-Georgia All-Star game after scoring 32 points ... Spent the 1997 summer participating in the prestigious NBA Players Association camp and the ABCD adidas camp, where he was named a top 10 performer among most of the nation's top prospects ... Coached at Cleveland High School by Ray Grant.

Personal

Born: March 21, 1981 ... Full name: Vincent Raymond Yarbrough ... Academic Major: Arts & Sciences ... Younger brother of Vol senior Del Baker ... Was the youngest player in Division I basketball as a freshman ... Did not turn 18 until March of his freshman season ... One of 30 of the top

Career Statistics

| Year | GP-GS | Min | Avg | FG-A | Pct | 3FG-A | Pct | FT-A | Pct | Off-Def-Rebs | Avg | PF-FO | Ast | TO | Blk | Stl | Pts | Avg |
|--------|---------|------|------|----------|------|---------|------|---------|------|--------------|-----|-------|-----|-----|-----|-----|------|------|
| 1999 | 30-28 | 705 | 23.5 | 83-199 | .417 | 23-84 | .274 | 40-57 | .702 | 62-94-156 | 5.2 | 54-1 | 42 | 48 | 29 | 43 | 229 | 7.6 |
| 2000 | 33-33 | 1010 | 30.6 | 172-368 | .467 | 53-148 | .358 | 92-125 | .736 | 80-148-228 | 6.9 | 60-0 | 81 | 68 | 33 | 55 | 489 | 14.8 |
| 2001 | 33-33 | 1047 | 31.7 | 164-370 | .443 | 43-127 | .339 | 88-138 | .638 | 70-174-244 | 7.4 | 66-0 | 83 | 74 | 44 | 55 | 459 | 13.9 |
| 2002 | 31-31 | 1097 | 35.4 | 194-457 | .425 | 60-167 | .359 | 112-163 | .687 | 70-164-234 | 7.5 | 60-0 | 87 | 93 | 25 | 58 | 560 | 18.1 |
| TO TAL | 127-125 | 3859 | 30.4 | 613-1394 | .440 | 179-526 | .340 | 332-483 | .687 | 282-580-862 | 6.8 | 240-1 | 293 | 283 | 131 | 211 | 1737 | 13.7 |

Season/Career Highs

| | |
|-----------------------------------|--|
| Points | |
| Season | 27 vs. Kentucky (2/19/02) |
| Career | 28 vs. Kentucky (2/14/01) |
| Rebounds | |
| Season | 14 vs. Arkansas (3/7/02) |
| Career | 15 vs. Arkansas (2/7/01) |
| Assists | |
| Season | 7 Two times; last vs. Middle Tennessee State (1/21/02) |
| Career | 7 Three times; last vs. Middle Tennessee State (1/21/02) |
| Blocks | |
| Season | 3 vs. Marquette (11/21/01) |
| Career | 5 vs. Georgia (1/27/01) |
| Steals | |
| Season | 5 vs. West Virginia (12/22/01) |
| Career | 7 vs. UNC Greensboro (12/22/98) |
| Field Goals Made | |
| Season | 9 Four times; last vs. Alabama (3/8/02) |
| Career | 10 vs. Kentucky (2/14/01) |
| Field Goals Attempted | |
| Season | 24 vs. Georgia (3/2/02) |
| Career | Same |
| 3-Pt Field Goals Made | |
| Season | 7 vs. Kentucky (2/19/02) |
| Career | Same |
| 3-Pt Field Goals Attempted | |
| Season | 12 vs. Kentucky (2/19/02) |
| Career | Same |
| Free Throws Made | |
| Season | 11 vs. Alabama (2/16/02) |
| Career | Same |
| Free Throws Attempted | |
| Season | 14 vs. Alabama (2/16/02) |
| Career | Same |
| Minutes | |
| Season | 44 vs. Kentucky (2/6/02) |
| Career | 44 Two times; last vs. Kentucky (2/6/02) |

Vincent Yarbrough Game-By-Game Statistics

| 1998-99 | Stat | FG-A | 3P-A | FT-A | Reb | PF | TP | A | TO | BK | S | Min | 2000-01 | Stat | FG-A | 3P-A | FT-A | Reb | PF | TP | A | TO | BK | S | Min |
|-------------------------|------|------|------|------|---------|----|----|---|----|----|---|-----|------------------------|------|-------|------|-------|---------|----|----|---|----|----|---|-----|
| 3-Arizona | | 1-8 | 0-3 | 0-0 | 3-0-3 | 0 | 2 | 0 | 0 | 0 | 1 | 12 | UT-Chattanooga | f | 4-9 | 2-4 | 2-10 | 0-2-2 | 2 | 12 | 5 | 4 | 0 | 0 | 29 |
| Tennessee State | f | 5-8 | 1-2 | 0-2 | 2-3-5 | 2 | 11 | 2 | 3 | 1 | 1 | 24 | East Tennessee St | f | 5-8 | 0-2 | 8-12 | 2-2-4 | 2 | 18 | 3 | 1 | 0 | 4 | 21 |
| Cal State Northridge | f | 2-8 | 0-5 | 3-4 | 3-5-8 | 2 | 7 | 0 | 5 | 2 | 0 | 28 | Wisconsin | f | 3-12 | 1-2 | 2-2 | 1-6-7 | 3 | 9 | 5 | 0 | 0 | 3 | 35 |
| at Miami (Ohio) | f | 3-9 | 1-6 | 0-0 | 1-2-3 | 0 | 7 | 0 | 0 | 3 | 0 | 28 | Austin Peay | f | 7-14 | 1-2 | 0-1 | 2-4-6 | 2 | 15 | 2 | 2 | 0 | 3 | 23 |
| UT-Chattanooga | f | 2-4 | 0-1 | 2-2 | 1-6-7 | 3 | 6 | 0 | 1 | 1 | 1 | 22 | UNC Asheville | f | 5-8 | 0-2 | 0-0 | 2-10-12 | 0 | 10 | 2 | 2 | 2 | 2 | 26 |
| Western Carolina | f | 3-6 | 1-2 | 2-2 | 1-3-4 | 3 | 9 | 1 | 5 | 1 | 6 | 17 | at West Virginia | f | 5-12 | 2-8 | 2-4 | 3-6-9 | 2 | 14 | 4 | 5 | 2 | 2 | 33 |
| Memphis | f | 3-6 | 0-1 | 0-0 | 1-2-3 | 2 | 6 | 4 | 2 | 2 | 0 | 19 | Memphis | f | 8-16 | 0-2 | 7-10 | 1-2-3 | 3 | 23 | 2 | 2 | 2 | 2 | 26 |
| Pittsburgh | f | 1-5 | 0-2 | 1-3 | 3-2-5 | 1 | 3 | 4 | 1 | 3 | 1 | 20 | Southern Methodist | f | 4-12 | 1-4 | 1-4 | 4-8-12 | 2 | 10 | 5 | 1 | 1 | 1 | 36 |
| at St. Josephs | f | 3-6 | 2-4 | 0-0 | 3-2-5 | 3 | 8 | 1 | 1 | 1 | 3 | 25 | 5-Middle Tennessee St | f | 5-7 | 0-1 | 2-3 | 1-5-6 | 3 | 12 | 6 | 3 | 0 | 2 | 27 |
| at South Florida | f | 7-11 | 4-6 | 5-9 | 1-1-2 | 1 | 23 | 1 | 3 | 0 | 1 | 35 | 6-Virginia | f | 5-11 | 1-4 | 1-2 | 2-4-6 | 2 | 12 | 5 | 3 | 2 | 0 | 33 |
| UNC Greensboro | f | 5-9 | 2-4 | 6-7 | 1-5-6 | 0 | 18 | 3 | 0 | 0 | 7 | 23 | at Syracuse | f | 1-4 | 0-2 | 0-0 | 0-1-1 | 2 | 2 | 1 | 0 | 0 | 0 | 17 |
| at Auburn | f | 4-10 | 1-3 | 0-0 | 2-2-4 | 4 | 9 | 2 | 4 | 1 | 4 | 34 | 7-George Washington | f | 4-12 | 1-4 | 6-8 | 1-9-10 | 1 | 15 | 0 | 2 | 2 | 1 | 30 |
| LSU | f | 1-3 | 1-2 | 0-0 | 0-2-4 | 1 | 3 | 3 | 1 | 1 | 3 | 16 | 7-Iowa | f | 3-10 | 1-3 | 2-4 | 1-5-6 | 0 | 9 | 3 | 1 | 3 | 1 | 34 |
| South Carolina | f | 2-4 | 1-3 | 0-0 | 2-1-3 | 3 | 5 | 4 | 3 | 1 | 1 | 23 | 7-Hawaii | f | 6-16 | 0-2 | 3-5 | 4-2-6 | 3 | 15 | 1 | 1 | 1 | 1 | 33 |
| at Kentucky | f | 2-8 | 0-3 | 0-0 | 7-5-12 | 1 | 4 | 0 | 2 | 0 | 0 | 33 | at Auburn | f | 7-14 | 3-6 | 6-9 | 2-6-8 | 1 | 23 | 7 | 1 | 2 | 0 | 42 |
| Georgia | f | 9-12 | 1-2 | 3-3 | 7-4-11 | 1 | 22 | 3 | 2 | 4 | 2 | 33 | Alabama | f | 5-13 | 1-3 | 7-9 | 5-3-8 | 2 | 18 | 1 | 4 | 1 | 1 | 25 |
| at Florida | f | 3-7 | 1-2 | 0-0 | 1-5-6 | 3 | 7 | 0 | 0 | 0 | 0 | 28 | South Carolina | f | 5-12 | 3-5 | 1-2 | 3-5-8 | 3 | 14 | 6 | 2 | 2 | 1 | 33 |
| at Vanderbilt | f | 5-9 | 0-2 | 0-0 | 5-2-7 | 1 | 10 | 1 | 1 | 0 | 0 | 24 | at Kentucky | f | 7-12 | 5-7 | 2-3 | 1-6-7 | 3 | 21 | 2 | 4 | 2 | 3 | 34 |
| Alabama | f | 0-2 | 0-1 | 2-2 | 0-4-4 | 1 | 2 | 1 | 1 | 1 | 1 | 18 | Mississippi State | f | 2-6 | 2-6 | 6-6 | 0-6-6 | 1 | 12 | 2 | 0 | 1 | 1 | 30 |
| at Arkansas | f | 0-2 | 0-1 | 4-6 | 0-3-3 | 2 | 4 | 1 | 1 | 0 | 0 | 17 | at Georgia | f | 5-14 | 1-3 | 0-0 | 5-4-9 | 3 | 11 | 2 | 4 | 5 | 2 | 42 |
| Mississippi State | f | 3-13 | 0-6 | 2-4 | 4-2-6 | 3 | 8 | 1 | 1 | 0 | 3 | 25 | at Florida | f | 4-12 | 2-7 | 1-2 | 2-4-6 | 1 | 11 | 2 | 1 | 1 | 3 | 31 |
| Florida | f | 6-8 | 3-3 | 0-1 | 3-3-6 | 0 | 15 | 0 | 3 | 1 | 2 | 25 | Vanderbilt | f | 4-10 | 1-3 | 4-4 | 3-4-7 | 1 | 13 | 0 | 2 | 2 | 4 | 37 |
| Vanderbilt | f | 1-4 | 1-4 | 1-2 | 0-3-3 | 5 | 4 | 2 | 0 | 1 | 1 | 17 | at Arkansas | f | 5-17 | 1-7 | 0-0 | 8-7-15 | 2 | 11 | 1 | 3 | 1 | 1 | 41 |
| at Mississippi | f | 4-8 | 0-2 | 0-0 | 1-5-6 | 2 | 8 | 0 | 4 | 0 | 2 | 28 | at Mississippi | f | 4-11 | 1-5 | 7-12 | 1-7-8 | 3 | 16 | 2 | 1 | 0 | 1 | 36 |
| at South Carolina | f | 0-4 | 0-2 | 0-0 | 1-2-3 | 0 | 0 | 2 | 0 | 1 | 0 | 15 | Kentucky | f | 10-19 | 3-7 | 5-7 | 3-0-3 | 4 | 28 | 1 | 3 | 0 | 3 | 31 |
| at Georgia | f | 0-3 | 0-0 | 0-0 | 1-5-6 | 1 | 0 | 2 | 1 | 2 | 1 | 21 | Florida | f | 7-13 | 1-3 | 5-7 | 3-10-13 | 0 | 20 | 3 | 4 | 1 | 1 | 34 |
| Kentucky | f | 3-5 | 2-4 | 0-0 | 1-3-4 | 1 | 8 | 0 | 0 | 1 | 2 | 24 | Georgia | f | 2-8 | 0-3 | 0-0 | 3-2-5 | 1 | 4 | 0 | 2 | 0 | 2 | 25 |
| 1-Mississippi State | f | 3-6 | 1-3 | 1-2 | 3-6-9 | 3 | 8 | 3 | 0 | 0 | 0 | 28 | at Vanderbilt | f | 7-7 | 0-0 | 6-6 | 2-8-10 | 2 | 20 | 1 | 5 | 1 | 2 | 33 |
| 2-Delaware | f | 1-4 | 0-1 | 4-4 | 2-2-4 | 2 | 6 | 1 | 2 | 1 | 0 | 21 | at South Carolina | f | 6-13 | 0-2 | 1-1 | 1-6-7 | 3 | 13 | 2 | 3 | 4 | 3 | 40 |
| 2-SW Missouri State | f | 1-7 | 0-4 | 4-4 | 2-4-6 | 3 | 6 | 0 | 1 | 0 | 0 | 23 | LSU | f | 7-12 | 6-7 | 0-0 | 0-5-5 | 1 | 20 | 2 | 2 | 0 | 2 | 32 |
| 1999-00 | Stat | FG-A | 3P-A | FT-A | Reb | PF | TP | A | TO | BK | S | Min | 1-Auburn | f | 3-8 | 1-5 | 0-0 | 2-9-11 | 1 | 7 | 1 | 3 | 2 | 1 | 35 |
| Elon | f | 7-13 | 0-2 | 5-6 | 0-2-2 | 1 | 19 | 1 | 1 | 0 | 5 | 20 | 1-Mississippi | f | 4-9 | 1-2 | 0-2 | 1-7-8 | 3 | 9 | 1 | 1 | 3 | 1 | 32 |
| UNC Asheville | f | 3-8 | 1-3 | 6-6 | 0-6-6 | 1 | 13 | 5 | 2 | 1 | 3 | 25 | 2-Charlotte | f | 5-9 | 1-4 | 1-3 | 1-9-10 | 4 | 12 | 3 | 2 | 1 | 1 | 31 |
| Long Island | f | 2-7 | 2-3 | 0-0 | 0-3-3 | 1 | 6 | 2 | 2 | 3 | 1 | 22 | 2001-02 | Stat | FG-A | 3P-A | FT-A | Reb | PF | TP | A | TO | BK | S | Min |
| South Florida | f | 7-11 | 4-7 | 7-8 | 1-4-5 | 1 | 25 | 4 | 4 | 2 | 5 | 33 | Tennessee Tech | f | 9-16 | 1-3 | 7-9 | 5-6-11 | 2 | 26 | 0 | 7 | 0 | 3 | 30 |
| Miami (Ohio) | f | 8-11 | 0-0 | 3-4 | 5-1-6 | 2 | 19 | 2 | 3 | 1 | 1 | 27 | 8-Marquette | f | 8-15 | 3-7 | 5-6 | 1-6-7 | 3 | 24 | 2 | 4 | 3 | 0 | 36 |
| at Pittsburgh | f | 3-11 | 2-5 | 3-3 | 2-4-6 | 1 | 11 | 4 | 1 | 4 | 1 | 27 | 8-Alaska Anchorage | f | 5-12 | 1-2 | 1-2 | 2-7-9 | 2 | 12 | 3 | 3 | 0 | 1 | 26 |
| West Virginia | f | 7-13 | 1-3 | 1-2 | 6-8-14 | 2 | 16 | 3 | 4 | 1 | 4 | 24 | 8-St. Johns | f | 8-14 | 6-8 | 3-4 | 2-7-9 | 0 | 25 | 1 | 5 | 2 | 4 | 37 |
| Middle Tennessee State | f | 6-9 | 4-7 | 2-3 | 4-2-6 | 0 | 18 | 0 | 8 | 0 | 3 | 30 | Appalachian State | f | 6-15 | 1-5 | 4-4 | 2-2-4 | 3 | 17 | 7 | 2 | 2 | 1 | 31 |
| at Memphis | f | 5-15 | 0-3 | 3-6 | 1-8-9 | 3 | 13 | 1 | 1 | 1 | 0 | 35 | at Southern Methodist | f | 8-17 | 4-8 | 2-2 | 2-6-8 | 1 | 22 | 5 | 1 | 0 | 3 | 36 |
| 4-at American-PR | f | 6-7 | 0-1 | 1-1 | 1-2-3 | 0 | 13 | 2 | 2 | 0 | 5 | 17 | at Memphis | f | 7-14 | 0-2 | 1-1 | 1-4-5 | 1 | 15 | 5 | 3 | 0 | 4 | 36 |
| 4-vs. Southern Illinois | f | 7-11 | 1-2 | 6-8 | 2-5-7 | 4 | 21 | 2 | 1 | 3 | 2 | 35 | Radford | f | 7-12 | 1-2 | 5-9 | 1-5-6 | 3 | 20 | 2 | 4 | 0 | 4 | 38 |
| 4-vs. Tulsa | f | 5-13 | 1-5 | 9-13 | 4-4-8 | 3 | 20 | 2 | 1 | 2 | 1 | 35 | at Louisville | f | 6-15 | 2-7 | 4-7 | 1-8-9 | 2 | 18 | 4 | 6 | 1 | 1 | 37 |
| Radford | f | 2-8 | 0-4 | 2-2 | 2-7-9 | 2 | 6 | 3 | 1 | 1 | 0 | 19 | West Virginia | f | 5-14 | 0-4 | 4-7 | 3-0-3 | 0 | 14 | 4 | 3 | 0 | 5 | 35 |
| at South Carolina | f | 9-16 | 0-2 | 0-1 | 2-3-5 | 1 | 18 | 2 | 1 | 1 | 1 | 32 | at Wisconsin | f | 5-15 | 1-3 | 0-0 | 2-5-7 | 2 | 11 | 2 | 2 | 1 | 3 | 35 |
| at LSU | f | 4-14 | 0-4 | 3-4 | 2-6-8 | 1 | 11 | 1 | 4 | 2 | 1 | 38 | Ole Miss | f | 8-15 | 4-5 | 4-5 | 3-4-7 | 4 | 24 | 2 | 5 | 0 | 0 | 31 |
| Vanderbilt | f | 1-8 | 0-4 | 1-2 | 1-2-3 | 1 | 3 | 2 | 4 | 0 | 2 | 31 | Florida | f | 9-19 | 2-5 | 6-10 | 4-3-7 | 2 | 26 | 5 | 0 | 2 | 2 | 41 |
| Mississippi | f | 4-9 | 2-5 | 3-4 | 2-3-5 | 0 | 13 | 2 | 0 | 0 | 2 | 17 | at Georgia | f | 8-15 | 3-7 | 0-0 | 4-4-8 | 2 | 19 | 1 | 4 | 1 | 0 | 34 |
| at Florida | f | 7-18 | 3-7 | 4-5 | 3-7-10 | 3 | 21 | 2 | 0 | 0 | 1 | 44 | at Mississippi State | f | 6-10 | 2-4 | 3-7 | 0-6-6 | 2 | 17 | 2 | 2 | 1 | 2 | 41 |
| Auburn | f | 8-16 | 2-7 | 6-8 | 2-8-10 | 3 | 24 | 4 | 2 | 1 | 0 | 37 | Syracuse | f | 1-14 | 0-7 | 4-4 | 4-4-8 | 2 | 6 | 3 | 3 | 0 | 0 | 33 |
| South Carolina | f | 9-17 | 4-7 | 3-4 | 4-4-8 | 1 | 25 | 3 | 1 | 2 | 3 | 36 | Middle Tennessee State | f | 4-10 | 0-5 | 2-5 | 4-7-11 | 2 | 10 | 7 | 5 | 0 | 1 | 32 |
| at Kentucky | f | 6-13 | 5-10 | 0-0 | 2-2-4 | 4 | 17 | 1 | 3 | 0 | 0 | 36 | South Carolina | f | 7-18 | 2-5 | 4-5 | 3-4-7 | 2 | 20 | 1 | 5 | 0 | 2 | 32 |
| at Mississippi State | f | 4-10 | 2-2 | 1-2 | 5-4-9 | 1 | 11 | 3 | 4 | 0 | 1 | 33 | Auburn | f | 5-14 | 1-5 | 5-7 | 1-3-4 | 2 | 16 | 1 | 1 | 0 | 1 | 29 |
| Georgia | f | 7-12 | 1-4 | 4-6 | 5-2-7 | 1 | 19 | 6 | 2 | 2 | 1 | 27 | at LSU | f | 8-18 | 5-10 | 3-3 | 3-6-9 | 2 | 24 | 1 | 1 | 2 | 0 | 38 |
| Florida | f | 1-7 | 0-3 | 0-0 | 2-8-10 | 3 | 2 | 4 | 2 | 0 | 2 | 28 | at Vanderbilt | f | 8-14 | 5-8 | 0-0 | 3-6-9 | 1 | 21 | 0 | 0 | 0 | 3 | 38 |
| at Vanderbilt | f | 9-16 | 3-8 | 4-6 | 5-3-8 | 3 | 25 | 0 | 1 | 0 | 3 | 33 | Kentucky | f | 8-15 | 1-3 | 2-4 | 0-4-4 | 2 | 19 | 1 | 0 | 2 | 3 | 44 |
| Kentucky | f | 2-9 | 0-2 | 0-0 | 1-6-7 | 1 | 4 | 4 | 1 | 1 | 3 | 35 | at South Carolina | f | 6-12 | 0-2 | 4-9 | 2-4-6 | 3 | 16 | 1 | 4 | 0 | 3 | 34 |
| at Alabama | f | 6-9 | 2-4 | 3-6 | 6-3-9 | 3 | 17 | 3 | 3 | 0 | 1 | 35 | Arkansas | f | 3-12 | 2-7 | 6-6 | 1-7-8 | 3 | 14 | 5 | 3 | 1 | 1 | 38 |
| Arkansas | f | 6-10 | 1-3 | 3-4 | 3-11-14 | 0 | 16 | 5 | 3 | 1 | 0 | 36 | at Alabama | f | 3-16 | 0-4 | 11-14 | 2-6-8 | 4 | 17 | 4 | 3 | 1 | 1 | 37 |
| at Georgia | f | 7-11 | 4-7 | 2-3 | 0-7-7 | 1 | 20 | 0 | 0 | 2 | 1 | 32 | at Kentucky | f | 9-17 | 7-12 | 2-3 | 2-3-5 | 2 | 27 | 2 | 2 | 2 | 1 | 32 |
| 1-South Carolina | f | 2-8 | 1-6 | 0-0 | 4-3-7 | 4 | 5 | 0 | 2 | 0 | 0 | 21 | Vanderbilt | f | 3-10 | 0-5 | 4-6 | 1-8-9 | 1 | 10 | 3 | 0 | 1 | 2 | 35 |
| 2-Louisiana-Lafayette | f | 3-8 | 3-7 | 2-3 | 1-6-7 | 2 | 11 | 1 | 2 | 1 | 1 | 38 | at Florida | f | 3-12 | 0-3 | 4-4 | 1-8-9 | 0 | 10 | 6 | 1 | 0 | 4 | 37 |
| 2-Connecticut | f | 5-9 | 3-6 | 1-1 | 0-3-3 | 3 | 14 | 4 | 0 | 1 | 0 | 34 | Georgia | f | 6-24 | 1-5 | 4-7 | 2-3-5 | 0 | 17 | 3 | 5 | 1 | 2 | 39 |
| 2-North Carolina | f | 4-11 | 1-5 | 4-4 | 2-1-3 | 3 | 13 | 3 | 2 | 0 | 1 | 38 | 1-Arkansas | f | 6-17 | 4-10 | 4-6 | 2-12-14 | 2 | 20 | 3 | 4 | 0 | 0 | 38 |
| | | | | | | | | | | | | | 1-Alabama | f | 9-16 | 1-4 | 4-7 | 6-6-12 | | | | | | | |