



**RECORD
BOOK** 2022-23





TOURNAMENT
CHAMPIONS



CONTENTS

OUTLOOK 1-8

2	Roster
3	Schedule & Quick Facts
4-5	Position-by-Position Breakdown
6-7	Team Notes
8	Non-Conference Schedule Notes

PLAYERS 9-36

10	Jonas Aidoo
11	Tobe Awaka / Kidd Brizek
12	Colin Coyne / B.J. Edwards
13	Kent Gilbert
14-15	Josiah-Jordan James
16	D.J. Jefferson / Alec Kegler
17-19	Tyreke Key
20	Jahmai Mashack
21-22	Olivier Nkamhoua
23	Julian Phillips
24-25	Uroš Plavšić
25	Evan Shiftlet
26	Isaiah Sulack
27-29	Santiago Vescovi
29-30	Zakai Zeigler
31-35	Individual Game-by-Game Stats

STAFF 37-56

38-41	Head Coach Rick Barnes
42-43	Associate Head Coach Justin Gainey
44	Assistant Coach Rod Clark
45	Assistant Coach Gregg Polinsky
46	Director of Sports Performance Garrett Medenwald
47	Athletic Trainer Chad Newman
48	Director of Basketball Operations Mary-Carter Eggert
49	Director of Player Development Bryan Lentz
50	Director of Video and Analytics Luke Schapker
51	Director of Recruiting Lucas Campbell
52	Team Support Staff
53	University Administration
54	Director of Athletics Danny White
55	Athletics Administration

2021-22 REVIEW 57-82

58	Results
59	Statistics
60	Highs & Lows
61	Team Game-by-Game Comparison
62	Superlatives
63-80	Box Scores & Game Recaps
81	SEC Standings & Honors

RESULTS 83-128

84-85	Record vs. All Opponents
86-87	Record vs. Conferences
88-104	All-Time Series Results
104	Milestone Wins
105	Longest Win Streaks & Overtime Results
106-108	Preseason/Holiday Tournaments
109-123	Year-by-Year Results
124	AP Rankings History
125	All-Time Listing in the AP Poll
126-127	vs. Ranked Opponents

RECORDS 129-168

130-131	Team Single-Game Records
132	Team Single-Season Records
133	Multi-Faceted Records
134-136	Scoring Records
137-138	Rebounding Records
139	Double-Double Records
140-141	Offensive Rebounding Records
142	Field Goal Records
143	Free Throw Records
144-145	3-Point Field Goal Records
146-147	Assists Records
148-149	Assist/Turnover Ratio Records
150-151	Blocked Shot Records
152-153	Steals Records
154	Playing Experience Records
155	Attendance Records
156-157	Yearly Top-Five Scorers
158-159	Year-by-Year Team Totals
160-166	1,000-Point Club
166-167	Thompson-Boling Arena Records
168	Alternate Uniform History / 100-Point Games

HONORS 169-188

170-175	All-Americans
176	All-SEC
177	Other SEC Honors
178	Regional & National Honors
179	Academic & Service Honors
180	SEC Statistical Champions (Individual)
181	SEC Statistical Champions (Team) / USA Basketball
182-183	SEC Championship Teams
184-185	Vols in the NBA
186	NBA Honors
187	Annual Team Awards

POSTSEASON 189-220

190-191	SEC Tournament Results & Opponents
192	NCAA Tournament & NIT Results
193	NCAA Tournament Superlatives
194-195	Postseason Game Records
196	NCAA Tournament Individual Records
197-220	NCAA Tournament Game Recaps

VOLMANAC 221-286

222-231	Program History
232-235	Head Coaching History
236	All-Time Record Breakdown
237	All-Time Assistant Coaches & Support Staff
238-241	Tennessee Basketball Timeline
242-244	All-Time Lettermen
245-249	Lettermen by Hometown
250	Incoming Transfer History
251	Multi-Sport Basketball Players
253-282	All-Time Player Statistics
283	Historical Home Venues
284-285	Thompson-Boling Arena & Pratt Pavilion
286	Legend of the Volunteer

MEDIA INFO 287-292

288-289	UT Media Relations & Coverage Guidelines
290	Southeastern Conference
291	Vol Network
292	Area Information & Compliance



CREDITS

Editor: Tom Satkowiak (please send edits to tomsid@tennessee.edu)
Editorial Assistance: Wyeth Wilson, Amanda Pruitt (design and layout), Brooke Satkowiak
Photography: Tennessee Athletics 151 Creative staff, David Coyle, Patrick Murphy-Racey
Cover & Divider Pages Design: Evan Ford
Printing: CCM Communications of Nashville, Tenn.



ALPHABETICAL

No.	Name	Pos.	Ht.	Wt.	Cl.	Hometown (Previous School)
0	Jonas Aidoo	F	6-11	241	So.	Durham, N.C. (Liberty Heights Athletic Institute)
11	Tobe Awaka	F	6-8	250	Fr.	Hyde Park, N.Y. (Cardinal Hayes High School)
32^	Kidd Brizek	F	6-6	194	Fr.	Powdersville, S.C. (Powdersville High School)
35^	Colin Coyne	F	6-9	239	Jr.	Fredericksburg, Va. (University of Mary Washington [Va.])
1	B.J. Edwards	G	6-3	188	Fr.	Knoxville, Tenn. (Knoxville Catholic HS)
21^	Kent Gilbert	G	6-1	178	Jr.	Greenville, N.C. (D.H. Conley HS)
30	Josiah-Jordan James	G	6-6	224	Sr.	Charleston, S.C. (Porter-Gaud School)
44	D.J. Jefferson	G	6-5	207	Fr.	Richardson, Texas (Minnesota Prep Academy)
24^	Alec Kegler	F	6-4	212	So.	Clarksville, Tenn. (Roane State Community College)
4	Tyreke Key	G	6-2	211	Gr.	Celina, Tenn. (Indiana State University)
15	Jahmai Mashack	G	6-4	201	So.	Fontana, Calif. (Etiwanda HS)
13	Olivier Nkamhoua	F	6-9	236	Sr.	Helsinki, Finland (Bishop Walsh School [Md.])
2	Julian Phillips	F	6-8	198	Fr.	Blythewood, S.C. (Link Academy [Mo.])
33	Uroš Plavšić	F	7-1	265	Sr.	Ivanjica, Serbia (Arizona State University)
3^	Evan Shiftlet	G	6-2	197	Fr.	Nashville, Tenn. (Christ Presbyterian Academy)
31^	Isaiah Sulack	G	6-5	192	Jr.	Knoxville, Tenn. (Bossier Parish [La.] CC)
25	Santiago Vescovi	G	6-3	192	Sr.	Montevideo, Uruguay (NBA Global Academy)
5	Zakai Zeigler	G	5-9	171	So.	Long Island, N.Y. (Our Saviour Lutheran School)

NUMERICAL

No.	Last Name	Pos.	Cl.
0	Jonas Aidoo	F	So.
1	B.J. Edwards	G	Fr.
2	Julian Phillips	F	Fr.
3^	Evan Shiftlet	G	Fr.
4	Tyreke Key	G	Gr.
5	Zakai Zeigler	G	So.
11	Tobe Awaka	F	Fr.
13	Olivier Nkamhoua	F	Sr.
15	Jahmai Mashack	G	So.
21^	Kent Gilbert	G	Jr.
24^	Alec Kegler	F	So.
25	Santiago Vescovi	G	Sr.
30	Josiah-Jordan James	G	Sr.
31^	Isaiah Sulack	G	Jr.
32^	Kidd Brizek	F	Fr.
33	Uroš Plavšić	F	Sr.
35	Colin Coyne	F	Jr.
44	D.J. Jefferson	G	Fr.

^ walk-on

BASKETBALL STAFF

Name	Position	Year	Alma Mater
Rick Barnes	Head Coach	8th	Lenoir-Rhyne, 1977
Justin Gainey	Associate Head Coach	2nd	NC State, 2000
Rod Clark	Assistant Coach	2nd	Lindsey Wilson College [Ky.], 2015
Gregg Polinsky	Assistant Coach	1st	Northern Arizona, 1981
Garrett Medenwald	Director of Sports Performance	8th	Wisconsin-Whitewater, 2013
Mary-Carter Eggert	Director of Basketball Operations	8th	Tennessee, 2011
Chad Newman	Athletic Trainer	27th	Tennessee, 1994
Bryan Lentz	Director of Player Development	5th	Lenoir-Rhyne, 2000
Luke Schapker	Director of Video and Analytics	5th	Bowling Green State University, 2018
Lucas Campbell	Director of Recruiting	3rd	Tennessee, 2019

PRONUNCIATION

- Jonas **Aidoo** (AY-doo)
- Tobe Awaka** (toe-BAY uh-WAH-kuh)
- Kidd **Brizek** (BRY-zick)
- Jahmai Mashack** (juh-MY MAY-shack)
- Olivier Nkamhoua** (OH-liv-ee-AY KAHM-wuh)
- Uroš Plavšić** (Û-rõsh PLÁV-chich)
- Santiago Vescovi** (sahn-tee-AH-go VESS-co-vee)
- Zakai Zeigler** (zuh-KY ZEE-giur)

STAY UPDATED



@Vo_Hoops



OFFICIAL WEBSITE: UTsports.com

SCHEDULE

Date	Day	Opponent	Site	Time	Television
Oct. 28	Friday	Gonzaga (Exh.)	Frisco, Texas	9 p.m.	PPV.com
Nov. 7	Monday	Tennessee Tech	Knoxville, Tenn.	7 p.m.	SEC Network+
Nov. 13	Sunday	vs. Colorado	Nashville, Tenn.	2 p.m.	ESPN
Nov. 16	Wednesday	Florida Gulf Coast	Knoxville, Tenn.	7 p.m.	SEC Network+
Nov. 23	Wednesday	vs. Butler*	Paradise Island, Bahamas	-7:30 p.m.	ESPN2
Nov. 24	Thursday	vs. BYU or Southern Cal*	Paradise Island, Bahamas	1:30 or 6:30 p.m.	ESPN2/ESPN3
Nov. 25	Friday	vs. TBD*	Paradise Island, Bahamas	TBD	TBD
Nov. 30	Wednesday	McNeese State	Knoxville, Tenn.	7:15 p.m.	SEC Network
Dec. 4	Sunday	Alcorn State	Knoxville, Tenn.	6 p.m.	SEC Network+
Dec. 7	Wednesday	Eastern Kentucky	Knoxville, Tenn.	7 p.m.	SEC Network
Dec. 11	Sunday	vs. Maryland*	Brooklyn, N.Y.	4:30 p.m.	FOX Sports 1
Dec. 17	Saturday	at Arizona	Tucson, Ariz.	10:30 p.m.	ESPN2
Dec. 21	Wednesday	Austin Peay	Knoxville, Tenn.	6 p.m.	SEC Network+
Dec. 28	Wednesday	at Ole Miss	Oxford, Miss.	5 p.m.	SEC Network
Jan. 3	Tuesday	Mississippi State	Knoxville, Tenn.	7 p.m.	ESPN2/ESPNU
Jan. 7	Saturday	at South Carolina	Columbia, S.C.	3:30 p.m.	SEC Network
Jan. 10	Tuesday	Vanderbilt	Knoxville, Tenn.	9 p.m.	SEC Network
Jan. 14	Saturday	Kentucky	Knoxville, Tenn.	Noon	ESPN
Jan. 17	Tuesday	at Mississippi State	Starkville, Miss.	7 p.m.	ESPN/ESPN2/ESPNU
Jan. 21	Saturday	at LSU	Baton Rouge, La.	4 p.m.	ESPN/ESPN2
Jan. 25	Wednesday	Georgia	Knoxville, Tenn.	7 p.m.	SEC Network
Jan. 28	Saturday	Texas*	Knoxville, Tenn.	4 or 6 p.m.	ESPN
Feb. 1	Wednesday	at Florida	Gainesville, Fla.	7 p.m.	ESPN2/ESPNU
Feb. 4	Saturday	Auburn	Knoxville, Tenn.	2 p.m.	ESPN/ESPN2
Feb. 8	Wednesday	at Vanderbilt	Nashville, Tenn.	7 p.m.	SEC Network
Feb. 11	Saturday	Missouri	Knoxville, Tenn.	6 p.m.	SEC Network
Feb. 15	Wednesday	Alabama	Knoxville, Tenn.	7 p.m.	ESPN2/ESPNU
Feb. 18	Saturday	at Kentucky	Lexington, Ky.	1 p.m.	CBS
Feb. 21	Tuesday	at Texas A&M	Bryan-College Station, Texas	7 p.m.	ESPN/ESPN2/ESPNU
Feb. 25	Saturday	South Carolina	Knoxville, Tenn.	6 p.m.	SEC Network
Feb. 28	Tuesday	Arkansas	Knoxville, Tenn.	9 p.m.	ESPN/ESPN2/ESPNU
March 4	Saturday	at Auburn	Auburn, Ala.	Noon, 2 or 4 p.m.	ESPN/ESPN2
March 8-12		SEC Tournament	Nashville, Tenn.		

March 14-15 NCAA First Four (Dayton, Ohio)
 March 16-18 NCAA First & Second Rounds (Birmingham, Ala. / Des Moines, Iowa / Orlando, Fla. / Sacramento, Calif.)
 March 17-19 NCAA First & Second Rounds (Albany, N.Y. / Columbus, Ohio / Denver, Colo. / Greensboro, N.C.)
 March 23-25 NCAA Regionals (Las Vegas, Nev. / New York, N.Y.)
 March 24-26 NCAA Regionals (Kansas City, Mo. / Louisville, Ky.)
 April 1 & 3 NCAA Final Four (Houston, Texas)

Key

- * Battle 4 Atlantis (Paradise Island, Bahamas)
- * Hall of Fame Invitational (Barclays Center)
- * SEC/Big Challenge

All games on the ESPN family of networks, including the SEC Network, also are available on smart devices via the ESPN app, and streamed on televisions through Amazon Fire TV, Apple TV, Chromecast, Roku, Xbox 360 or Xbox One to fans who receive their video subscription from an affiliated provider.

All Times Eastern & Subject to Change

QUICK FACTS

THE BASICS

Location: Knoxville, Tenn.
Founded: 1794
Enrollment: 33,805
Colors: Orange & White
Nickname: Volunteers
Mascot: Smokey
Conference: Southeastern
Name: Thompson-Boling Arena (21,678)
University President: Randy Boyd
Knoxville Chancellor: Dr. Donde Plowman
Faculty Representative: Dr. Matt Harris
Director of Athletics: Dr. Danny White
Athletic Department Phone: 865-974-1220
Ticket Office Phone: 1-800-332-8657

MEDIA RELATIONS

Basketball SID: Tom Satkowiak
Office: 865-974-7501
Cell: 865-696-2897
E-mail: tomsid@tennessee.edu
Twitter: @TomSatkowiak
Secondary Contact: Wyeth Wilson
Office: 865-974-8876
Cell: 865-308-1466
E-mail: wyethwilson@tennessee.edu
Twitter: @WyethWilson

Team Twitter/Instagram: @Vol_Hoops
Scorer's Table Phone: 865-974-0110

SID Mailing Address: P.O. Box 15016, Knoxville, TN 37901
Overnight Address: 151 Lake Loudoun Blvd. Room AG007 Knoxville, TN 37996

HEAD COACH

Head Coach: Rick Barnes (Lenoir-Rhyne, 1977)
Record at Tennessee: 150-81 (8th Year)
Career Record: 754-395 (36th Year, .655)
Basketball Office Phone: 865-974-1207

2021-22 RECAP

Overall Record: 27-8
Home / Away / Neutral: 16-0 / 6-5 / 5-3
SEC Record: 14-4
Home / Away: 9-0 / 5-4
SEC Finish: T-2nd
Final Ranking (AP / USA Today): 5 / 15

2022-23 ROSTER DATA

Starters Returning / Lost: 4 / 1
Other Players Returning / Lost: 5 / 7
Scholarship Newcomers: 5

OUTLOOK

PLAYERS

STAFF

REVIEW

RESULTS

RECORDS

HONORS

POSTSEASON

VOLMANAC

MEDIA INFO



In mid-October, we sat down with associate head coach **Justin Gainey** for an in-depth analysis of Tennessee's scholarship personnel.

POINT GUARD

"I would say the most natural player for that position is **Zakai Zeigler**. I really expect his role to grow in the sense of him becoming more of a facilitator. For so much of his career, he's been wired to score, score, score. While not taking away from that—it's what he does best—it's all about growth. For him, that next step is being able to create for others, get others scoring opportunities and putting them in a position to be successful. He's had a great summer. He's really worked on his shooting. He's become a better 3-point shooter and increased his range on his 3-point shot. At his size, it's going to be important for him to be able to shoot the basketball from deep. I know he's put in the work this summer, and I'm just excited to see his growth and see him out there showing what he's added to his game.

"The next guy at point guard would be **Tyreke Key**. All through his career, he's been wired to score. With 1,650 points in four years at Indiana State, he's been a prolific scorer, but he's going to be asked to do some things differently. Obviously, we're going to want him to continue to be that scorer, but also be able to initiate a little offense and play some point guard for us. Initially, that's something he wasn't all that comfortable with. But as the days go, he's getting more comfortable and confident in himself with it. I would say, in our program, the point guard position—on both sides of the ball—may be the toughest to learn. For him, we trust his steady hand and his pace. He's a guy that, mentally and physically, you can't speed him up. That's a great quality to have as a ball-handler and a guy that orchestrates the offense.

"The other guy who could see minutes at the point would be **Santiago Vescovi**. We've seen him play with the ball in his hands before—when he first got here—and there'll be opportunities and situations where he will also be asked to handle the ball and initiate the offense. All of our guys have freedom to do that when they rebound and go out and push. But, in that half-court setting when we're calling a play, there will be certain situations where he's in there (playing the point), and we know he's more than capable and ready.

"**B.J. Edwards** is kind of a combo guard. He's been playing a little bit on the ball, but mostly off the ball. For him and his development, learning the system and learning the details and intricacies of the offense is going to be huge. He's a hard worker. He plays really hard. He competes. He's very competitive. Now, the next step for him is the details—the small details where, in high school, he might have been able to get away with things because he was more athletic or bigger at his position. Now, he's got to figure out that guys have similar size, similar skillsets, and he has to be locked in on the details. That's going to be a huge piece for him, but he's a guy we feel can play on and off the ball. Whether it be point guard or shooting guard, he is that combo guard for us."

WINGS

"Off the ball, we'll start with **Santiago Vescovi**. He had a great season last year and was first-team All-SEC. He is one of the best, if not the best, player in the country at moving without the ball and creating scoring opportunities for himself. That can be by moving, cutting or screening. He's a high-, high-IQ player that always seems to be one or two steps ahead of the defense. A lot of times, the guy guarding him is trying to catch up to him and figure out what he's doing. On the offensive side of the ball, there's not a player in the country that can free himself up better than Santi. He's worked on the range on his shot, increasing that, and he's shooting it really well from deep right now. The next step for him is being better with the ball in his hands, continuing to grow there. On the defensive side, he's tremendous. He really does a great job of anticipating, being where he's supposed to be and working really hard on the ball.

"**Tyreke**, off the ball, scores at every level and in any way. He can catch and shoot. He does it off the dribble. He can work in isolation. He can play off ball screens and can play in the post. There's not an area on the floor where he's not comfortable when you talk

about scoring the basketball. He's kind of one of those 'professional scorers.' His temperament never gets too high, never gets too low and he never remembers the last shot. That's a great attitude and mentality to have when you talk about a guy that can score the basketball. So, with Tyreke, he is that really versatile piece.

"**Josiah-Jordan James** is a seasoned vet. He's another cerebral, high-IQ player. Last year, he and Santi kind of anchored the defense, we expect them to do the same thing this year. When you talk about versatility—being able to guard on the perimeter and also guard post guys, he's going to be asked to do that a lot this year. I could see us playing him at four a good amount. Him being able to guard those (post) positions is going to be huge. He has really quick, active hands, but from an IQ standpoint, he knows where the offense is going to be. Knowing where he needs to be a couple steps ahead is huge. And then offensively, we just continue to watch his game grow. Last year, he started out a little slow, had an injury with the finger. But you continue to see him blossom and gain more confidence in his offensive game. I expect for him to pick up right where he left off last year, shooting the basketball well and then just scoring the ball in variety of ways.

"**Julian Phillips** is another versatile guy who is able to play both forward positions. He can play the small forward and can also be that fourth guard out there. He is versatile inside-out. Similar to Tyreke, he scores the ball at all levels and he can score it in a variety of different ways. The biggest thing for him, and all of the freshmen, will be the adjustment on the defensive side of the floor and becoming more locked-in there, more detailed on that side. From an offensive standpoint, look for him to rebound and push sometimes. He can play all over the floor, one through four. He can really score it.

"Thinking about **Jahmai Mashack**, this is a big year for him because he had a solid freshman year, but as soon as the season was over, he was right back in the gym. The improvement that he's made in his shot from last year to now is astronomical—it's a completely different-looking shot and he's gained confidence in it. His range has increased, but the form and the technique is a lot better. I think him developing offensively will be big without losing his strength, which is his ability to guard one through four and kind of be an image of Josiah. He's similar to Josiah with that versatility on defense. He anticipates. He's active, and he competes at a high level on that side of the ball. We're going to need him to be an elite defender and take ownership in doing that. On the offensive, we want him to play within himself—continue to be able to knock down that catch-and-shoot jumper, get out and run hard in transition, create transition opportunities with his defense and continue to be active moving without the ball.



UROŠ PLAVŠIĆ

"The thing with **D.J. Jefferson** is that he has a chance to be like Keon Johnson or Jaden Springer in the sense of the athleticism he brings to the table. He is an elite-level athlete. At 6-5 with a plus-four, plus-five wingspan, he gets off the floor really easily and makes a lot of athletic plays. For him, the big part is the mental side of the game, the details side of the game and picking that stuff up. We need him to pick it up at a faster level. He's a worker; he'll continue to work. But he's really got to focus in on becoming better defensively. Because of his size and his athleticism, when he wants to and when he puts his mind to it, he can be one of those Josiah-Jordan James-type defenders. He just has to put his mind to it and really focus in on the details. On a team this deep, it's about recognizing that defense is his key to contributing as a freshman."

FRONTCOURT

"With **Olivier Nkamhoua**, it's great having him back, especially after going down in early February with the ankle injury last season. He spent a lot of time overseas with the Finnish national team, and between his rehab and workouts with us, and that experience with the national team, it seems to have given him a new confidence. He was able to compete with pros. He spent some time with Lauri Markkanen. He gained confidence in both his offensive and defensive sides of the game but also gained confidence back in that ankle by being able to play some real games in a real environment with officials. That was huge for him. On this team, we're going to need him to be a great defender—along with Jonas (Aidoo)—and a great rim protector first and foremost. And then, be versatile enough to switch out and guard the point guard. Having him at the four will allow us to be able to switch some things and get him matched up on the perimeter. He's athletic and mobile enough where you can do that. It's understanding space, understanding keeping guys in front of him and not letting them get by, while also taking away the jump shot. On the defensive end, that's where he needs to be. Offensively, he has to be a reliable scorer inside. He is one of the guys that, last year, did a pretty good job of scoring inside. We need him to take another step. Being able to score on the box, off the box, whether it's catch-and-face or back-to-the-basket. Last year, he shot the three close to 45 percent. This year, we'll need him to be in that same range and when he's open, be able to knock it down. The third thing I would say is that we'll need him to facilitate some as well. He'll catch it in the post, and we run a lot of action, a lot of movement off the ball. Him being able to make those reads for us is going to be another big, big step for him.

"For **Jonas Aidoo**, we need him to be a physical post defensive presence. He did a nice job in spurts last year of impacting games on the defensive end. We need more of that this year. Again, he's seven feet tall with a 7-6 wingspan. He's massive—huge. He has to continue to use that to his advantage and be one of the best rim protectors in the country, which we have full faith that he can be. Ball-screen defense is going to be huge for him. He's going to get attacked a lot in ball screens. Him being able to move his feet and stay between the ball and the basket, while also recovering to his man, is going to be huge. We also need him to bring that physical mentality at all times. He's gotten bigger. He's gained weight. We're excited about that. Now, it's just a matter of him knowing, 'I can go in and bang with whoever,' having that confidence. Offensively, Jonas' gift is his touch and his ability to stretch, face the basket and shoot it. He's worked hard on it this summer. You've seen glimpses of it in practice. He has to continue to have confidence in that and step up and shoot it confidently. The work he's put in has allowed him to take that shot more confidently and be ready to catch and shoot it.

"With **Uros Plavsic**, I'll start on defense. It's about being physical without fouling. Being smart and physical without fouling is going to be huge for him. He's our 7-foot Energizer Bunny. He brings a level of toughness to this group and a level of confidence as well. He's an intricate part of this team. I would say from an IQ standpoint, he's right up there with the Josiahs and the Santis on the team. He has a great feel for the game on both sides of the ball. He just needs to continue to be physical. Offensively, he has to be able to finish around the rim. He does a great job of posting big, posting deep and being physical and deep. He gets his man where he wants to. Now, he has to finish at a higher rate. He's done that this preseason, finishing around 62 percent from the field. He has to continue that. Those chippies and those bunnies... he has to make those. I think he's ready to do that.



JUSTIN GAINEY

"**Tobe Awaka** was a late addition. He was on the Nike EYBL circuit as of April before he came to join us. He brings a level of physicality that we haven't seen in a while. He is stronger than he knows. All the guys on the team will tell you how physical he is. He is a physical presence and plays with force. He does a great job, offensively, of carving out space, being able to post up deep, post up big and create angles inside. He's 6-8, but with a big wingspan, really huge hands and great touch around the rim. He's a guy who will see the floor because of his physicality and his ability to duck in and finish around the basket. Also, maybe as a surprise to some, he can step out to 15 feet and he's got good touch on his shot as well. Defensively, he has to continue to improve. The biggest thing is playing defense without fouling. He's so physical, sometimes he doesn't realize how physical he is. Sometimes he's hitting guys and moving guys out of the way, and it's a foul. He just needs to be aware of being physical without fouling."

SCOUT TEAM

"**Kent Gilbert** is our oldest scout team member. He's been through it and knows what it takes. This year, we expect him to be the leader on that team and keep those guys mentally in check because it can be tough. It can be monotonous on that scout team, just running defenses over and over and running other teams' plays. We expect for him to compete on both sides of the ball and to play like a veteran and really take ownership of that scout team.

"**Isaiah Sulack** is another veteran member of the scout team. He has been limited from a physical standpoint, but we expect him to be engaged and help coach guys up from the sideline and assist Kent in taking control of that team.

"**Alec Kegler** is a new, versatile scout team member. He can play inside and outside and is a guy we need to be able to guard multiple positions on scout team and be that tough matchup offensively for our guys when we start getting into scouts."

"**Evan Shiflet** is another guy who has been limited with injury. He is working his way back, and we expect for him to kind of watch what Kent and Isaiah are doing and try to learn from them as much as possible. He's a guard, and we need him to compete every day and help make guys like Santi, Tyreke B.J. and Zakai better.

"**Kidd Brizek** is as talented of a walk-on as any of the guys we have. Like all those newcomers, he's figuring things out and learning from the older guys what it means to be a walk-on. He's learning the level that you have to bring every single day. That level of intensity, that level of competitiveness... you have to bring it.

"**Colin Coyne** is an ideal walk on. His responsibility is to help the bigs, bang with them, be physical with them, and also make them guard him. He's been great. He's been a great late addition to this team. He's as selfless as they come. He's all about the team, all about winning, and I am excited and glad to have him a part of our program."

OUTLOOK
PLAYERS
STAFF
REVIEW
RESULTS
RECORDS
HONORS
POSTSEASON
VOLTMANAC
MEDIA INFO



ROSTER BREAKDOWN

- The Vols' 2022-23 roster features 18 players (12 scholarship student-athletes) representing seven states as well as Finland, Serbia and Uruguay.
- There are five Vols who hail from the state of Tennessee, three from South Carolina, two from New York, two from North Carolina and one each from California, Texas and Virginia.
- UT has one graduate student, four seniors, three juniors, four sophomores and six freshmen.
- Ten Vols stand 6-5 or shorter, and eight players are 6-6 or taller.
- Tennessee's 12 scholarship players combine to boast 503 games played (41.9 per man) and 295 starts (24.6 per man). Removing freshmen from that group boosts those averages to 62.9 games played and 36.9 starts per man.

UT GARNERS TOP-15 PRESEASON RANKING

- Tennessee earned top-15 status in the preseason Associated Press poll, landing at No. 11.
- Since the start of the 2017-18 season, the Vols have been ranked for 74 weeks, including 27 weeks in the top 10 and four weeks at No. 1.
- For the second time under head coach **Rick Barnes**, Tennessee appeared in every AP poll last season, rising to a high of No. 5 in the final rankings.
- During his stellar career as a head coach, Barnes' teams have spent 290 total weeks in the Associated Press Top 25 rankings.

TENNESSEE LEADS SEC IN TOTAL CONFERENCE WINS OVER LAST FIVE SEASONS

- Over the last five seasons, Tennessee's 69 total SEC wins (regular season and SEC Tournament) are than any other league school. Kentucky ranks second with 67 total SEC wins, while Auburn ranks third with 62.
- The Volunteers also have enjoyed the most SEC Tournament success over the last five years, winning a league-best eight SEC Tournament games. Alabama is the only other program to log more than five tournament wins during that span, with six.
- Over that same five-year span, only Auburn (122) has more overall victories than Tennessee (119).

VESCOVI, JAMES APPROACHING 1,000-POINT MILESTONE

- Senior guard **Santiago Vescovi** enters the season 96 points shy of reaching the 1,000-point mark for his career. Fellow senior **Josiah-Jordan James** needs just 271 points to reach 1,000.
- Through 81 career games, Vescovi has averaged 11.2 points per game, while James has averaged 8.7 points over 84 career games played.
- A total of 53 Vols have scored at least 1,000 points during their time on Rocky Top, with Vescovi and James' former teammate, **John Fulkerson**, being the most recent addition to the 1,000-Point Club just last season.

SIX VOLS DRAFTED SINCE 2019

- Over the last four NBA Drafts, six Tennessee Vols have been selected. That includes three first-round selections.
- This past July, point guard **Kennedy Chandler** was selected with the 38th pick and landed with his hometown Memphis Grizzlies.
- Three Vols (**Grant Williams**, **Admiral Schofield** and **Jordan Bone**) were drafted in 2019. And two one-and-done phenoms were selected in 2021 (**Keon Johnson** and **Jaden Springer**).
- To add context to the "**Rick Barnes effect**" on Tennessee's talent influx, only six Vols were drafted in the 20 years preceding Barnes' arrival on Rocky Top.

VOLS AIM TO CONTINUE RECENT TOP-FIVE ATTENDANCE TRADITION

- For each of the last three full-capacity seasons, Tennessee finished in the top-five nationally in average home attendance. The Vols drew an average of 18,202 fans to 16 games at Thompson-Boling Arena last season—fifth-most in the country.
- The Vols have ranked among the top 20 in average home attendance for 17 consecutive years (no attendance rankings were compiled in 2020-21), including 10 seasons ranked in the top five nationally.
- Tennessee's total number of season tickets sold last year (13,562) exceeded the average home attendance of all but 16 Division I programs. In other words, before selling *any* single-game tickets, the Vols were already assured of finishing at least 17th in average home attendance for 2021-22 (they finished fifth).

VOLUNTEERS RIDING 17-GAME HOME WIN STREAK

- Tennessee was a perfect 16-0 at Thompson-Boling Arena last season. That unblemished home record included victories over sixth-ranked Arizona, fourth-ranked Kentucky and third-ranked Auburn.
- A total of 15 Division I programs were unbeaten at home last year. Tennessee was one of only five major-conference programs to post a perfect record at home, joining Arizona, Auburn, Kentucky and Texas Tech.
- The Vols also won their final home game of the 2020-21 campaign, meaning that Tennessee enters this season riding an active 17-game home win streak (tied for seventh-longest active streak in the country).

LEADERSHIP SURGE

- Tennessee seniors **Josiah-Jordan James**, **Olivier Nkamhoua** and **Santiago Vescovi** each took part in an intensive year-long leadership curriculum last fall through this past summer.
- The trio was selected for the 2021-22 cohort of Tennessee Athletics' prestigious VOLEaders Academy, which culminated with an impactful summer service trip to Rwanda in July.
- By using their platform in sport, student-athletes admitted into the VOLEaders Academy learn how to be a positive force for their team, campus, and local and global communities. The program aims to inspire student-athletes to find ways to use their influence and passion for sport to enact change that transcends their athletic success.
- Underclassmen **Jahmai Mashack** and **Zakai Zeigler** are currently enrolled in this year's VOLEaders Academy cohort.

1,650-POINT SCORER TYREKE KEY ADDS SAVVY VET TO VOLS' BACKCOURT

- A wealth of experience and leadership typically accompanies incoming graduate transfers, but Tennessee has added a Volunteer State native who also brings 1,650 career points with him to Rocky Top.
- Hailing from Celina, Tennessee—a two-hour drive northwest of Knoxville—**Tyreke Key** ascended to sixth on Indiana State's all-time scoring list while averaging 14.5 points per game over four full seasons.
- A two-time first-team All-Missouri Valley Conference selection, Key has scored 25 or more points a dozen times in his career.
- Key has attempted more than 500 career free throws and shoots a crisp 80 percent from the foul line. He shoots 46 percent from the field, including a 37 percent clip from 3-point range.
- Key sat out last season after undergoing shoulder surgery in November 2021. He enters this season having already earned both a bachelor's and master's degree from Indiana State.

ZEIGLER BURSTS ONTO THE SCENE

- The final addition to last year's Tennessee's roster (signing on Aug. 27, 2021), **Zakai Zeigler** made a major impact for the Vols as an unheralded true freshman—ranking second on the team in steals (1.7 spg), third in assists (2.7 apg) and fourth in scoring (8.8 ppg).
- An eventual 2022 SEC All-Defensive Team and SEC All-Freshman Team selection, Zeigler averaged 10.1 points per game in conference play, while his .866 free-throw percentage during SEC play led the team.
- Zeigler finished the regular season just one steal shy of the SEC lead in steals during conference play, averaging 2.2 takeaways per game with 40 steals in 18 SEC games. Additionally, the Long Island, New York, native ranked 11th among all Division I players in steal percentage, logging a steal on 4.54 percent of opponents' possessions when he was on the floor.
- Growing into a sparkplug role over the course of the season, Zeigler was the first player off the bench in a team-high 19 games.

RIVALRY RECHARGED

- Since **Rick Barnes'** arrival on Rocky Top, the border rivalry with the Kentucky Wildcats has been recharged in a major way.
- Barnes has led the Volunteers to a 10-7 overall record against the Wildcats, including at least one win in each of the last seven seasons.
- Since current UK head coach **John Calipari** has led the program in Lexington, Tennessee is the only program to have logged wins over Kentucky for seven consecutive seasons. Tennessee is the first program to defeat Kentucky at least once for seven straight seasons since an earlier era of Vols beat the Cats for seven straight years from 1979-85.
- Spanning the first seven years of the Barnes era at UT, the Vols are 5-2 against Kentucky in Knoxville, 3-4 vs. the Cats in Lexington and 2-1 against UK in neutral-site clashes at the SEC Tournament.

PHILLIPS CONTINUES TENNESSEE'S STREAK OF McDONALD'S ALL-AMERICANS

- Tennessee senior **Josiah-Jordan James** in November of 2018 became the first McDonald's All-American to sign with the Vols under head coach **Rick Barnes**. That kickstarted an annual streak of McDonald's All-American signings for Tennessee that was recently extended to four straight years with the addition of freshman **Julian Phillips**.
- Following James in the Class of 2019, Tennessee signed combo guard **Jaden Springer** in the Class of 2020, followed by point guard **Kennedy Chandler** in the Class of 2021.
- Phillips is the seventh five-star prospect to sign with the Vols during the Barnes era. Three of the seven—James, Phillips and forward **Jonas Aidoo**—are on this year's roster.

VOLS' ROSTER BOASTS INTERNATIONAL FLAVOR

- Tennessee head coach **Rick Barnes** has vastly expanded the program's recruiting pipelines since arriving on Rocky Top, including internationally. The 2022-23 roster includes three international student-athletes.
- The Vols' three international team members this season are seniors **Oliver Nkamhoua**, from Helsinki, Finland, **Uroš Plavšić**, from Ivanjica, Serbia and **Santiago Vescovi**, from Montevideo, Uruguay.
- Nkamhoua—whose mother is Scottish/Finnish and whose father hails from Cameroon—suffered a season-ending ankle injury midway through SEC play last season. Prior to that setback, however, he had started all 22 games for the Vols while posting career-best averages in scoring (8.6 ppg) and rebounding (5.6 rpg) and displaying improved shooting range—making 45 percent of his attempts from 3-point range.
- Plavšić averaged 14 minutes per game in 35 appearances last season with 21 starts. He also averaged career-highs in scoring (4.2 ppg), rebounding (4.0 rpg) and field-goal percentage (.573).
- Vescovi has started 77 of his 81 games as a Vol and owns a career average of 11.2 points per game. A first-team All-SEC performer last season, Vescovi became just the second Vol in program history to make more than 100 3-pointers in a season (102).

DIVISION I WINS - ALL ACTIVE COACHES

RANK	COACH	SCHOOL	WINS
1	Jim Boeheim	Syracuse	998
2	Bob Huggins	West Virginia	845
3	Cliff Ellis	Coastal Carolina	816
4	John Calipari	Kentucky	768
5	Bill Self	Kansas	763
6	Rick Barnes	Tennessee	754
7	Dana Altman	Oregon	710
8	Rick Pitino	Iona	684
9	Jim Larrañaga	Miami (Fla.)	669
10	Tom Izzo	Michigan State	666
11	Mark Few	Gonzaga	658
12	Kelvin Sampson	Houston	624
13	Leonard Hamilton	Florida State	596
14	Fran Dunphy	LaSalle	580
15	Steve Alford	Nevada	557

through 2021-22 season (only counts wins with DI programs)

NCAAT APPEARANCES - ACTIVE SEC COACHES

RANK	COACH	SCHOOL	APPEARANCES
1	Rick Barnes	Tennessee	26
2	John Calipari	Kentucky	19
3	Bruce Pearl	Auburn	11
4	Buzz Williams	Texas A&M	8
5	Kermit Davis	Ole Miss	6
T-6	Eric Musselman	Arkansas	5
T-6	Nate Oats	Alabama	5
8	Michael White	Georgia	4
T-9	Chris Jans	Mississippi State	3
T-9	Matt McMahon	LSU	3
T-11	Todd Golden	Florida	1
T-11	Dennis Gates	Missouri	1
T-11	Lamont Paris	South Carolina	1
14	Jerry Stackhouse	Vanderbilt	0

through 2021-22 season

WHAT RETURNS?

TEAM STATISTICS...

Statistic	'21-22	Returning	Lost	% Return
Scoring	2,571	1,499	1,072	.583
Field Goals	915	506	409	.553
3-Pt. FGs	305	217	88	.711
Free Throws	436	270	166	.619
Rebounding	1,194	738	456	.618
Assists	576	314	262	.545
Blocked Shots	150	89	61	.593
Steals	326	205	121	.629
Minutes	7,050	4,038	3,005	.573
Starts	175	109	66	.623

INDIVIDUAL STATS LEADERS...

Category	Stat	Leader
Scoring	13.3	Santiago Vescovi
Field Goals	145	Santiago Vescovi
Field Goal %	.573	Uroš Plavšić
3-Pt. FGs Made	102	Santiago Vescovi
3-Pt. FG %	.403	Santiago Vescovi
Free Throws Made	75	Zakai Zeigler
Free Throw %	.843	Zakai Zeigler
Rebounding	6.0	Josiah-Jordan James
Assists	3.2	Santiago Vescovi
Blocked Shots	1.7	Josiah-Jordan James
Steals	1.1	Zakai Zeigler
Minutes	31.3	Santiago Vescovi



NON-CONFERENCE SCHEDULE NOTES

vs. COLORADO (NOV. 13)

- Tennessee wraps up its three-game series with Colorado with an early-season neutral site meeting at Bridgestone Arena in downtown Nashville on Sunday, Nov. 13.
- The Vols opened the 2020-21 season by defeating Colorado in front of a reduced-capacity crowd at Thompson-Boling Arena, 56-47. During the 2021-22 season, Tennessee made the return trip to Boulder and captured a 69-54 win behind a career-high 27 points from **Kennedy Chandler**.
- Tennessee is 4-0 against Colorado all-time, 22-12 all-time against current members of the Pac-12 and 10-9 all-time at Bridgestone Arena.
- Vols' head coach **Rick Barnes** is 15-4 as a head coach against CU.
- Coming off a 21-12 season that included a fourth-place Pac-12 finish, Colorado has won 20 or more games in four straight seasons.
- Colorado head coach **Tad Boyle** was Tennessee's director of basketball operations under head coach **Jerry Green** during the 1997-98 season.
- The Vols' matchup with Colorado is one of three scheduled trips to the state's capital during the 2022-23 season. Tennessee makes its annual trip to Vanderbilt in February before returning to Bridgestone Arena for the SEC Tournament in March.

BATTLE 4 ATLANTIS (NOV. 23-25)

- Tennessee joins a stacked eight-team field at the Battle 4 Atlantis in November consisting of Butler, BYU, Dayton, Kansas, NC State, Southern Cal and Wisconsin.
- The Vols are set to open their three-game trip in the Bahamas against Butler on Wednesday, Nov. 23. The winner of the matchup between the Vols and Bulldogs will face the winner of Wednesday's game between BYU and Southern Cal on Thursday, Nov. 24, while the losers of Wednesday's games will also square off Thursday.
- Tennessee last faced Butler in the first season of **Rick Barnes'** tenure on Rocky Top—a 94-86 win by the No. 18 Bulldogs in Indianapolis. The Vols are 2-3 against Butler all-time, with wins coming over No. 15 Butler in Knoxville on Dec. 14, 2014, and an overtime win over the seventh-seeded Bulldogs in the 2008 NCAA Tournament's Round of 32.
- Including Butler, Tennessee has faced four of the teams in the field during the Barnes era—Kansas, NC State (at the 2017 Battle 4 Atlantis) and Wisconsin.
- The Vols have made two previous appearances at the Battle 4 Atlantis, in 2013 and 2017. The Big Orange are 4-2 at the event and logged a third-place finish in their most recent trip to Paradise Island.

vs. MARYLAND (DEC. 11 | HALL OF FAME INVITATIONAL)

- Tennessee heads to the Big Apple for the second straight season, taking on Maryland on Sunday, Dec. 11 at the Barclays Center—home of the NBA's Brooklyn Nets.
- The matchup with Maryland marks Tennessee's fourth trip to New York City under head coach **Rick Barnes** and third appearance in the Barclays Center (2015 Barclays Center Classic, 2018 NIT Season Tip-Off).
- Vols freshman guard **Zakai Zeigler** hails from nearby Long Island, New York, just east of Barclays Center.
- Tennessee is 2-2 all-time against Maryland and 24-37 all-time against current members of the Big Ten. Maryland enters the 2022-23 campaign under a new head coach—former Seton Hall head coach **Kevin Willard**.
- The Tennessee-Maryland matchup is part of a four-game lineup for the event, which also features Oklahoma State vs. Virginia Tech, Iona vs. St. Bonaventure and UMass vs. Hofstra.
- This marks the fourth time in the last five seasons that Tennessee has been invited to participate in a neutral-site event administered by the Naismith Memorial Basketball Hall of Fame. The Vols defeated top-ranked Gonzaga in the 2018 Jerry Colangelo Classic, beat 20th-ranked Washington in the 2019 James Naismith Classic in Toronto and most recently fell to fifth-ranked Villanova before defeating then-18th-ranked and eventual national runner-up North Carolina at the 2021 Hall of Fame Tip-Off in Connecticut.



JOSIAH-JORDAN JAMES

at ARIZONA (DEC. 17)

- Tennessee heads west for a road matchup with a Pac-12 school for the second straight season on Dec. 17, taking on Arizona in the return trip of a home-and-home series that began last season in Knoxville.
- In the first leg of the home-and-home series last season, the No. 19 Vols defeated then-unbeaten and sixth-ranked Arizona in Thompson-Boling Arena, 77-73, behind a season-high 24 points and 10 rebounds from **John Fulkerson**.
- Tennessee is 4-1 all-time against Arizona and has only played in Tucson one previous time—Dec. 23, 1983.
- Arizona is coming off a season in which it finished with a 33-4 record, earned a No. 1 seed in the NCAA Tournament and won both the Pac-12 regular season and Pac-12 Tournament titles.
- The Wildcats return two of their top five scorers from last season's team for **Tommy Lloyd's** second season at the helm of the program—three major contributors from the 2021-22 squad were selected in the 2022 NBA Draft.

TEXAS (JAN. 28 | SEC/BIG 12 CHALLENGE)

- For the second straight season, Tennessee will face Texas in the SEC/Big 12 Challenge, as the Longhorns make the return trip to Knoxville.
- Tennessee head coach **Rick Barnes** spent 17 seasons leading Texas' program before transitioning to Rocky Top. A member of the Longhorn Hall of Honor, Barnes guided Texas to more than 400 wins, four Big 12 Championships, 16 NCAA Tournament berths and the program's lone Final Four appearance in the modern era in 2003.
- Last season in Austin, Tennessee launched a furious late rally, but came up just short, as Texas held on for a 52-51 win.
- This season's meeting with Texas will mark the first time the Vols and Longhorns have met in Knoxville since Dec. 23, 2006, when **Chris Lofton's** memorable deep 3-pointer over **Kevin Durant** gave the Vols their first lead of the second half. Lofton finished with 35 points and 11 rebounds to boost Tennessee to the 111-105 win, while Durant led the Longhorns with 26 points.
- Tennessee is 5-3 all-time in the SEC/Big 12 Challenge, including 4-0 at Thompson-Boling Arena.



PLAYERS



JONAS AIDOO

SOPHOMORE

0

Forward • 6-11 • 241

Durham, N.C.

Liberty Heights Athletic Institute

Journalism & Electronic Media

JO-niss AY-doo

Year	GP-GS	Min	Avg	Total			3-pt			Pct	Rebs	Avg	PF-DQ	Ast	TO	Blk	Stl	Pts	Avg
				FG-FGA	Pct	FG-FGA	Pct	FT-FTA											
21-22	19-0	146	7.7	13-40	.325	0-0	-	14-17	.824	42	2.2	19-0	3	5	10	4	40	2.1	

2021-22 - FRESHMAN

- Averaged 2.1 points and 2.2 rebounds in 7.7 minutes per game while making 19 appearances off the bench.
- Saw action in each of Tennessee's games after Olivier Nkamhoua was sidelined due to injury on Feb. 5.
- Scored four points in five minutes during the NCAA Tournament Round of 32 game against Michigan (3/19/22).
- Recorded three points, three blocks and five rebounds in the win over #14 Arkansas (3/5/22).
- Scored a season-high-tying five points at Georgia (3/1/22) on 2-for-4 shooting, also pulling down two rebounds.
- In a season-high 23 minutes at Missouri (2/22/22), had five points, five rebounds and three blocks.
- Scored four points and grabbed six rebounds at Arkansas (2/19/22).
- Played a large role in the win over #4 Kentucky (2/15/22), setting season-highs in minutes (18), points (5), rebounds (7) and blocks (3); two of those blocks were on attempts by National Player of the Year Oscar Tshiebwe.
- Played a then-season-high 12 minutes at Mississippi State (2/9/22), scoring two points and grabbing four rebounds.
- Made his SEC debut at South Carolina (2/5/22), playing two minutes.
- Hit a pair of free throws and recorded a steal in three minutes of action against USC Upstate (12/14/21).
- Scored his first collegiate points with a dunk during Tennessee's win over Presbyterian (11/30/21), also recording an assist and rebound in five minutes of action.
- Made his Tennessee debut against ETSU (11/14/21), recording two minutes off the bench.
- His collegiate debut was delayed after an illness sidelined him for multiple weeks of the preseason in October.

HIGH SCHOOL

- Graduated from Durham Voyager Academy in 2020 and spent a prep year at Liberty Heights Athletic Institute in Charlotte, where he was coached in 2020-21 by Michael Wright.
- Was rated as high as No. 21 nationally in the Class of 2021 by Rivals.com, and he was tabbed as the top prospect in the state of North Carolina by the 247sports.com composite.
- Averaged 15 points, 11 rebounds, three assists and two blocks while shooting 68 percent in his lone season at Liberty Heights.
- At the Phenom HoopState Championship in Rock Hill, South Carolina, in March of 2021, Aidoo posted a three-game scoring average of 17.3 points while leading Liberty Heights to the championship game.
- As a high school senior in 2019-20, he averaged 11 points, six rebounds and three blocks per game at Durham Voyager Academy.
- A growth spurt prior to his sophomore year added five inches to his frame.
- Played his AAU ball with Pro Skill Basketball's "Team Curry" program, coached by Sim Frazier.

PERSONAL

- Full name is Jonas Parker Aidoo
- Last name pronounced: AY-doo
- Born Dec. 10, 2002, in Durham, North Carolina
- Son of Regina Parker-Aidoo and Tony Aidoo
- Recipient of The Richard Mark Foster Family Scholarship

■ AIDOO'S CAREER HIGHS

Points5 (3x), last at Georgia (3/1/22)	FGs Made2 (3x), last at Georgia (3/1/22)
Rebounds7 vs. Kentucky (2/15/22)	FGs Attempted8 at Missouri (2/22/22)
Assists1 (3x), last vs. Longwood (3/17/22)	3FGs MadeN/A
Blocks3 (2x), last vs. Arkansas (3/5/22)	3FGs AttemptedN/A
Steals1 (4x), last vs. Longwood (3/17/22)	FTs Made3 (2x), last vs. Arkansas (3/5/22)
Minutes23:07 at Missouri (2/22/22)	FTs Attempted4 vs. Arkansas (3/5/22)



TOBE AWAKA

FRESHMAN

11

Forward • 6-8 • 250
Hyde Park, N.Y.
Cardinal Hayes High School
Kinesiology

toe-BAY uh-WAH-kuh

HIGH SCHOOL

- Graduated from Cardinal Hayes High School in the Bronx, where he was coached by Joe Lods.
- Named the 2022 New York Gatorade Player of the Year—an award that former Vol and current Philadelphia 76ers swingman Tobias Harris won in 2010.
- As a senior in 2021-22, he averaged 19.2 points and 13.9 rebounds per game.
- Cardinal Hayes High School also produced former SEC and NBA standout Jamal Mashburn.
- Played his AAU ball with the New York Lightning program in the EYBL, coached/directed by Dana Dingle, and was a Lightning teammate of current Vol Zakai Zeigler for one year.
- Logged double-doubles in each of his four games at the 2022 Nike 17U EYBL Session 2 in Indianapolis, helping lead the Lightning to a 4-0 record with averages of 12.8 points and 13.8 rebounds per game on 55.3 percent shooting from the field.

PERSONAL

- Full name is Tobe Awaka
- Name pronounced: *toe-BAY uh-WAH-kuh*
- Born Jan. 30, 2004, in Poughkeepsie, N.Y.
- Son of Henrietta and Sunny Awaka
- Recipient of Dane Bradshaw Endowed Athletic Scholarship
- Continues a storied history of Vols who hail from the New York City area, including Naismith Hall of Famer Bernard King (Brooklyn), Ernie Grunfeld (Forest Hills), Howard Wood (East Hampton), Tobias Harris (Dix Hills), Kevin Punter Jr. (Bronx) and current Vols teammate Zakai Zeigler (Long Island).



KIDD BRIZEK

FRESHMAN

32

Forward • 6-6 • 194
Powdersville, S.C.
Powdersville High School
Supply Chain Management

KID BRY-zick

HIGH SCHOOL

- Graduated from Powdersville High School in Powdersville, South Carolina.
- Averaged 23 points and nine rebounds while leading Powdersville to a 20-8 record as a senior in 2021-22.
- Earned 2022 3A Boys SCBCA All-State honors as a senior.
- Selected to participate in the South Carolina Basketball Coaches Association's 2022 North-South All-Star Game.
- Scored 40 points and pulled down 12 rebounds against Greenville Southside on his Senior Night.

PERSONAL

- Full name is Seth Kidd Brizek
- Last name pronounced: *BRY-zick*
- Born Aug. 7, 2003, in Atlanta, Georgia
- Son of Dory Kidd and Seth Brizek
- Both of his parents were student-athletes at Clemson; his mother played basketball (forward, 1992-96), and his father played baseball (shortstop, 1993-95).
- His father, Seth, was selected by the Seattle Mariners in the eighth round of the 1995 MLB June Amateur Draft after captaining Clemson's 1995 ACC championship and College World Series team.
- His grandfather, Billy Kidd, played center on the Georgia Tech football team from 1966-68.
- Can play the piano

OUTLOOK

PLAYERS

STAFF

REVIEW

RESULTS

RECORDS

HONORS

POSTSEASON

VOLMANAC

MEDIA INFO





COLIN COYNE

JUNIOR

35

Forward • 6-9 • 239
 Fredericksburg, Va.
 Stafford High School
 Business Analytics

CAH-lin COIN

UNIVERSITY OF MARY WASHINGTON

- Played two seasons at Division III University of Mary Washington in his hometown of Fredericksburg, Virginia.
- In two seasons with the Eagles, he appeared in 52 games, with 23 starts, and averaged 3.0 points and 2.6 rebounds per game while shooting .534 from the field.
- As a junior in 2021-22, he saw action in 25 games for the 16-9 Eagles and averaged 5.1 points and 3.8 rebounds while shooting .584 from the field.
- Played in all 27 games as a freshman in 2019-20.

HIGH SCHOOL

- Graduated in 2019 from Stafford High School in Stafford, Virginia, where he was coached by Brett Lively.
- Was Stafford's team captain as a senior in 2018-19.

PERSONAL

- Full name is Colin Patrick Coyne
- Born April 8, 2001, in San Diego, California
- Son of Kevin and Maureen Coyne



B.J. EDWARDS

FRESHMAN

1

Guard • 6-3 • 188
 Knoxville, Tenn.
 Knoxville Catholic High School
 Exploratory

B.J. ED-wurds

HIGH SCHOOL

- Graduated from Knoxville Catholic High School, where he was coached by Michael Hutchens.
- In four varsity seasons at Catholic, he played in 116 games, scored 2,240 total points and averaged 19.3 points, 7.1 rebounds, 5.0 assists and 2.5 steals while shooting 52 percent from the field and 33 percent from 3-point range (161 of 494).
- A consensus four-star prospect, he was rated as the nation's No. 71 overall prospect in the Class of 2022 by Rivals.com.
- A Mr. Basketball finalist as a senior in 2021-22, Edwards was named to the Tennessee Sports Writers Association Division II-AA All-State Team after leading the Fighting Irish to the Division II-AA state championship game.
- Averaged 20.3 points, 7.9 rebounds, 5.3 assists and 3.2 steals per game as a senior.
- In the 2022 state semifinals, he totaled 23 points (18 in the second half), 13 rebounds and five assists to propel Catholic past unbeaten Brentwood Academy.
- During his junior season in 2020-21, Edwards led Catholic to a 21-4 record and state semifinal appearance, averaging 19.9 points, 7.0 rebounds and 5.1 assists per game.
- Was named the 2021 TSSAA Division II-AA Mr. Basketball, becoming the first player in Catholic's history to earn the award; he was also named 2020-21 MaxPreps Tennessee High School Basketball Player of the Year.
- As a sophomore in 2019-20, he led the Fighting Irish to the Division II-AA state championship—the school's first ever state title.
- In the 2020 state championship game, he scored 14 points to lead Catholic past a Briarcrest Christian team that featured former Vol Kennedy Chandler; for that 2019-20 campaign, Edwards averaged 19.5 points, 7.4 rebounds and 5.8 assists per game and was named a finalist for 2020 Division II-AA Mr. Basketball—an award ultimately won by Chandler.
- Also led the Fighting Irish in scoring and assists as a freshman and sophomore at Catholic.
- Played his AAU ball with the BMaze Elite program, founded by former Tennessee point guard Bobby Maze (2008-10).

PERSONAL

- Full name is Brian Stephen Lamar Edwards Jr.
- Born Nov. 2, 2002, in Johnson City, Tennessee
- Son of Tiffany Greenlee and Brian Edwards Sr.
- His father played football at East Tennessee State University.
- Recipient of Earl Keister II Basketball Endowment



KENT GILBERT

JUNIOR

21

Guard • 6-1 • 178
 Greenville, N.C.
 D.H. Conley High School
 Recreation & Sport Management

KENT GILL-burt

Year	GP-GS	Min	Avg	Total			3-pt			Pct	Rebs	Avg	PF-DQ	Ast	TO	Blk	Stl	Pts	Avg
				FG-FGA	Pct	FG-FGA	Pct	FT-FTA											
20-21	1-0	3	3.0	0-0	-	0-0	-	0-0	-	0	0.0	0-0	0	0	0	0	0	0	0.0
21-22	4-0	7	1.8	1-2	.500	1-2	.500	0-0	-	1	0.3	1-0	0	1	0	1	3	0.8	
TOTAL	5-0	10	2.0	1-2	.500	1-2	.500	0-0	-	1	0.2	1-0	0	1	0	1	3	0.6	

2021-22 - SOPHOMORE

- Saw action in four games during the 2021-22 season.
- Buried a deep 3-pointer during Tennessee's win over USC Upstate (12/14/21) to log his first career points; he also recorded one rebound and a steal.
- Made his third appearance of the season with one minute against UNC Greensboro (12/11/21).
- Logged a season-high two minutes against Presbyterian (11/30/21).
- Saw one minute of action against ETSU (11/14/21).
- Pulled down one rebound during the closing minutes of Tennessee's exhibition win over Lenoir-Rhyne (10/30/21).

2020-21 - FRESHMAN

- Earned a spot on the 2020-21 First-Year SEC Academic Honor Roll.
- Saw his first career action in three minutes off the bench during Tennessee's 103-49 rout of Tennessee Tech (12/18/20).

HIGH SCHOOL

- Graduated from D.H. Conley High School in Greenville, North Carolina, where he was coached by Rob Maloney.
- Averaged 10.5 points per game as a senior and was named to the Eastern North Carolina 3A/4A all-conference team.
- Attended Christian Academy of Knoxville as a freshman and Oak Grove High School in Hattiesburg, Mississippi, as a sophomore.
- Was a member of the National Honor Society.

PERSONAL

- Full name is Jon Kent Gilbert
- Born Oct. 16, 2001, in Tuscaloosa, Alabama
- Son of Jon and Katie Gilbert
- His father is the Director of Athletics at East Carolina University and a former Executive Senior Associate AD at Tennessee.
- His older sister, Larsen, graduated from Tennessee in 2021.

GILBERT's CAREER HIGHS

Points	3 vs. USC Upstate (12/14/21)	FGs Made	1 vs. USC Upstate (12/14/21)
Rebounds	1 vs. USC Upstate (12/14/21)	FGs Attempted ...	1 (2x), last vs. USC Upstate (12/14/21)
Assists	1 (3x), last vs. Longwood (3/17/22)	3FGs Made	1 vs. USC Upstate (12/14/21)
Blocks	N/A	3FGs Attempted ...	1 (2x), last vs. USC Upstate (12/14/21)
Steals	1 vs. USC Upstate (12/14/21)	FTs Made	N/A
Minutes	3:12 vs. USC Upstate (12/14/21)	FTs Attempted	N/A

OUTLOOK

PLAYERS

STAFF

REVIEW

RESULTS

RECORDS

HONORS

POSTSEASON

VOLMANAC

MEDIA INFO





JOSIAH-JORDAN JAMES

SENIOR

30

Guard • 6-6 • 224
Charleston, S.C.
Porter-Gaud School
Communication Studies

jo-SY-uh-JOR-din JAMES

Year	GP-GS	Min	Avg	Total		3-pt		FT-FTA	Pct	Rebs	Avg	PF-DQ	Ast	TO	Blk	Stl	Pts	Avg
				FG-FGA	Pct	FG-FGA	Pct											
19-20	27-26	806	29.9	68-184	.370	29-79	.367	35-45	.778	149	5.5	68-3	79	68	23	23	200	7.4
20-21	25-17	674	27.0	69-177	.390	28-91	.308	35-45	.778	162	6.5	55-2	51	30	25	36	201	8.0
21-22	32-30	931	29.1	112-289	.388	56-173	.324	48-60	.800	191	6.0	93-5	55	37	34	46	328	10.3
TOTAL	84-73	2412	28.7	249-650	.383	113-343	.329	118-150	.787	502	6.0	216-10	185	135	82	105	729	8.7

2021-22 - JUNIOR

- Led the team in rebounding with an average of 6.0 per game.
- Played 32 total games with 30 starts—averaged 6.8 points per game during his first 16 games and 13.7 points per game during the final 16 games.
- Led the Vols in rebounding a team-high 11 times, in blocks 10 times, in steals nine times and in scoring five times.
- Had 15 first-half points—17 total—and a team-high nine rebounds in the first-round win over Longwood (3/17/22).
- Averaged 14.0 points, 6.3 rebounds, 3.0 assists and 1.3 blocks per game while shooting 9-for-17 (.529) from 3-point range at the SEC Tournament; named to the SEC All-Tournament team.
- Closed out the regular season with a 12-point, seven-rebound, three-steal performance against Arkansas (3/5/22).
- Registered a career-high 23 points on 8-of-12 shooting at Georgia (3/1/22), also recording eight rebounds and a season-high five assists.
- Narrowly missed out on a double-double with 10 points and nine rebounds in the win over #3 Auburn (2/26/22).
- Registered his second double-double of the season with 14 points and 10 rebounds against Vanderbilt (2/13/22).
- Scored a team-high-tying 18 points on 7-for-12 shooting in a game-high 38 minutes at Mississippi State (2/9/22).
- Playing in his home state, posted a career-high 20 points, while also tallying six rebounds, three blocks, three steals and four made threes at South Carolina (2/5/22).
- Recorded a season-high 14 points on 4-for-7 shooting and grabbed a game-high eight rebounds against Texas A&M (2/1/22).
- Scored 11 points and made three 3-pointers at Texas (1/29/22), including eight during Tennessee's late-game comeback.
- Had a nine-point, nine-rebound, four-assist effort in a season-high 38 minutes against Florida (1/26/22).
- Made three 3-pointers and scored 11 points while also grabbing four rebounds at Kentucky (1/15/22).
- Recorded his second career double-double with 11 points and 12 rebounds against South Carolina (1/11/22).
- In a season-high 32 minutes during the win over No. 6 Arizona (12/22/21), scored 12 points and had five rebounds.
- Broke out of a shooting slump by hitting a career-high four 3-pointers against UNC Greensboro (12/11/21), scoring 12 points.
- In his first game back after missing three games due to injury, scored five points, was a team-high +22 in 26 minutes of action and also posted team highs in rebounds (9) and blocks (4) at Colorado (12/4/21).
- Was a defensive nuisance in Tennessee's season-opening win over UT Martin (11/9/21), setting career-highs for steals (5) and blocks (4) during a steady +26 plus/minus effort.
- Switched from jersey No. 5 to jersey No. 30; his father (Kurt James, Michigan State) and brother (K.J. James, Valdosta State) both wore No. 30.

2020-21 - SOPHOMORE

- An extremely versatile player who impacted the action both on the perimeter and in the paint, he appeared in 25 games with 17 starts.
- Averaged 27.0 minutes per game—third most on the team.
- Led the Vols in total rebounding (6.5 rpg), offensive rebounding (2.1 orpg) and steals (1.4 spg).
- His 1.6 steals per game during SEC play ranked ninth in the league.
- Led the team in rebounding 13 times and steals 11 times (both team highs).
- Averaged 8.0 points overall and 7.4 points in SEC play; scored in double figures nine times.
- Grabbed a career-high-tying 13 rebounds in Tennessee's NCAA Tournament first-round game against Oregon State (3/19/21); the performance marked the fifth-most rebounds by a Vol in an NCAA Tournament game.
- Came off the bench to record 12 points, nine boards and five assists in the SEC Tournament quarterfinal vs. Florida (3/12/21).
- Returned from injury in the win at Vanderbilt (2/24/21), playing 29 minutes off and logging five rebounds and three steals.
- Scored a career-high 18 points on 5-of-8 shooting while also tallying six rebounds, three assists, two blocks, two steals, and tying his career-high in free throws made with six against Georgia (2/10/21).
- Had his first career double-double in the comeback win over Kentucky at Rupp Arena (2/6/21), totaling 10 points and 10 rebounds.
- Stuffed the stat sheet in the win over No. 15 Kansas (1/30/21), logging nine points, 11 rebounds, four assists and a block.
- Scored 17 points, reeled in a game-high nine rebounds and added three steals in the win over Arkansas (1/6/21).
- Had a versatile showing against Alabama (1/2/21), recording eight rebounds, two blocks and a pair of steals.
- Was productive during the road win over #12 Missouri (12/30/20), tallying four assists, three offensive rebounds, three steals and a block.
- Recorded 11 points, eight rebounds, five assists and three steals in the win over USC Upstate (12/23/20).

- Poured in 15 points on 6-of-8 shooting while also pulling in six rebounds and dishing off three assists in UT's victory over Tennessee Tech (12/18/20).
- Was the most complete performer in the Vols' 79-38 victory over Appalachian State (12/15/20), notching 11 points and eight rebounds (five offensive boards).
- Enjoyed a balanced effort in Tennessee's win over Cincinnati (12/12/20), tallying eight points, three assists and three steals; he also was a perfect 6-of-6 from the foul line.
- Opened his sophomore season with a balanced effort that included eight points, six rebounds, three assists and three steals as the Vols downed Colorado (12/8/20).
- Took part in Tennessee Athletics' year-long VOLeaders Academy leadership curriculum.

2019-20 - FRESHMAN

- Closed his freshman season ranking second on the team and 19th in the SEC in rebounding with 5.5 boards per game.
- Led the team in 3-point percentage (.367) and ranked second in assists (2.9 apg).
- Scored in double figures 10 times, led the team in assists 10 times and was UT's top rebounder seven times.
- Elevated his offensive output during SEC play, averaging 8.2 points and a team-best .426 3-point percentage.
- Scored a career-high 16 points (all in the second half) to go along with seven rebounds and five assists in UT's huge road win at sixth-ranked Kentucky (3/3/20).
- Put together his most complete performance of the season in the Vols' home triumph over Florida (2/29/20), tallying 12 points, eight rebounds, a season-high-tying six assists, two blocks and a steal.
- Off the bench at South Carolina (2/15/20), he finished with nine points, five assists, three boards, two blocks and a steal in 30 minutes of action in his first collegiate appearance in his home state.
- Poured in 11 points and dished off a season-high-tying six assists in Tennessee's victory over Ole Miss (1/21/20).
- Recorded game-highs in assists (5) and rebounds (9), while rejecting a season-high three shots and scoring six points in Tennessee's road win at Vanderbilt (1/18/20).
- Scored 10 points and grabbed six rebounds in UT's home win over South Carolina (1/11/20).
- Scored 11 points and brought down a game-high seven rebounds in Tennessee's victory at Missouri (1/7/20).
- Scored a career-high 15 points while knocking down three 3-pointers in UT's SEC opener against LSU (1/4/20)
- Dished off six assists, scored eight points and brought down six rebounds in UT's win over Jacksonville State (12/21/19).
- Poured in a then-season-high 14 points against Memphis (12/14/19) while adding a season-high three steals on the defensive end.
- Scored in double figures for the first time in his career in UT's victory over Florida A&M (12/4/19), finishing with 10 points.
- Pulled down 11 rebounds during UT's 58-46 victory over Chattanooga (11/25/19).
- Brought down a season-high 13 rebounds and dished off five assists in Tennessee's 76-41 win over Alabama State (11/20/19).
- Was effective on both sides of the floor, scoring nine points, pulling down four rebounds, dishing off five assists while nabbing two steals as a starter in UT's victory over 20th-ranked Washington (11/16/19).
- Started against Murray State (11/12/19), tallying five points, two rebounds, an assist and a block in the UT victory.
- Made his Tennessee debut as a starter in the season-opener against UNC Asheville (11/5/19) and tallied two points, six rebounds, two assists and a block in the victory.

HIGH SCHOOL

- Graduated from Porter-Gaud School in Charleston, South Carolina, where he was coached by John Pearson.
- Was a national top-20 prospect according to Rivals (No. 14), 247sports (No. 14) and ESPN (No. 20) and was the highest-rated prep basketball player ever to come out of the South Carolina "Lowcountry."
- Became the eighth Tennessee signee selected as a McDonald's All-American—the first since Tobias Harris in 2010.
- Was named the 2019 Gatorade Player of the Year for the state of South Carolina and also earned honorable mention on the Naismith High School Boys' All-America Team.
- A five-year starter for Porter-Gaud, he helped lead the school to three state championships.
- The Cyclones advanced to the SCISA AAA semifinals during his senior season in 2019, with James averaging 29.1 points, 12.4 rebounds, 5.3 blocks and 4.9 assists per game.
- Was a member of the United States team that won gold at the 2018 FIBA Americas U18 Championship.
- Was a high school teammate of Boston Celtics guard Aaron Nesmith.
- Attended the same high school as NBA All-Star and 2021 Finals champion Khris Middleton.
- Played his AAU ball with the Charleston-based TMP program under coach Antoine Saunders.

PERSONAL

- Full name is Josiah-Jordan James
- Born Sept. 5, 2000, in Charleston, S.C.
- Son of Sonya Brice and Kurt James
- His mother, married to Curtis Brice, is a former Division I basketball official
- His father played basketball at Michigan State
- His older brother, K.J. James, exhausted his collegiate eligibility at Valdosta State in 2018 after beginning his career at High Point
- Recipient of the Cade Family Athletic Endowed Scholarship and the John Stokely Family Athletic Endowment.

■ JAMES' CAREER HIGHS

Points 23 at Georgia (3/1/22)
Rebounds 13 (2x), last vs. Oregon State (3/19/21)
Assists 6 (3x), last vs. Florida
Blocks 4 (2x), last at Colorado (12/4/21)
Steals 5 (2x), last vs. Texas A&M (2/1/22)
Minutes 39:53 vs. Florida (2/29/20)

FGs Made 8 at Georgia (3/1/22)
FGs Attempted 16 vs. Texas A&M (3/13/22)
3FGs Made 4 (3x), last vs. Mississippi State (3/11/22)
3FGs Attempted 9 at South Carolina (2/5/22)
FTs Made 9 vs. Vanderbilt (2/12/22)
FTs Attempted 10 vs. Vanderbilt (2/12/22)





D.J. JEFFERSON

FRESHMAN

44

Guard • 6-5 • 207
Richardson, Texas
Minnesota Prep Academy
Communication Studies

D.J. JEFF-ur-sin

HIGH SCHOOL

- Graduated from Minnesota Preparatory Academy in St. Paul, Minnesota.
- A four-star prospect in the Class of 2022, he was rated as the nation's No. 45 prospect and the No. 1 prospect in the state of Minnesota by On3, as well as No. 73 nationally by 247sports.
- Initially signed with Tulsa in November of 2021 but was released and reopened his recruitment following a coaching change following the 2021-22 season.
- His stock rose significantly after an impressive showing at the Iverson Classic in Memphis in April of 2022.
- Averaged 16.1 points, 5.8 rebounds, 4.1 assists and 3.0 steals per game as a senior at Minnesota Prep in 2021-22.
- As a junior in 2020-21, he ascended in the national recruiting rankings after showcasing his offensive abilities with a 22.0-points-per-game scoring average.
- Played his AAU ball with the Howard Pulley Panthers of the Nike EYBL.

PERSONAL

- Born May 20, 2003, in Dallas, Texas
- Son of Darren Jefferson and Lavator Jefferson.
- Believed to be the first-ever Tennessee basketball player from the Dallas-Fort Worth metroplex area.
- Recipient of the Holland Family Athletic Scholarship



ALEC KEGLER

SOPHOMORE

24

Guard • 6-4 • 212
Clarksville, Tenn.
Roane State Community College
Communication Studies

AL-ick KEG-luhr

ROANE STATE COMMUNITY COLLEGE

- Earned his degree from Roane State Community College in Harriman, Tennessee, in 2022.
- Roane State's leading scorer during the 2021-22 season, he averaged 17 points and five rebounds.
- Led the Raiders to the program's first-ever conference championship in 2022, as the team won the TCCAA/NJCAA Region VII championship with a victory over top-seeded Dyersburg State; Kegler totaled a game-high 25 points and 16 rebounds in the title game.
- A 2022 first-team All-TCCAA performer, he also earned TCCAA/NJCAA Region VII Tournament MVP honors.
- With Kegler leading the way, Roane State in 2022 made its first-ever trip to the NJCAA DI National Tournament in Hutchinson, Kansas, where it fell to Shelton State.
- Was coached at Roane State by Alan Holt.

HIGH SCHOOL

- Graduated in 2019 from Northeast High School in Clarksville, Tennessee, where he was coached by John Stigall.
- Rated as the nation's No. 13 overall prospect in the Class of 2022 by both ESPN and Rivals and No. 18 overall by 247 Sports.
- Was named to the TSSAA Class AAA All-Tournament Team as a junior in 2018 after averaging 20.1 points and 6.3 rebounds.
- Also earned District 10-AAA MVP, District 10-AAA tournament MVP and Region 5-AAA MVP honors in 2018 while guiding the Eagles to a 30-6 record and a run to the state tournament semifinals.
- Was selected as the Clarksville Leaf-Chronicle's 2018 Boys Basketball Player of the Year.

PERSONAL

- Full name is Alec Jamal Kegler
- Born Dec. 25, 2000, in Layton, Utah
- Son of Gwen and Brodrick Kegler



TYREKE KEY

GRADUATE

4

Guard • 6-2 • 211

Celina, Tenn.

Indiana State University

Agricultural Leadership, Education and Communication (Graduate Level)

ty-REEK KEY

Year	GP-GS	Min	Avg	Total		3-pt		FT-FTA	Pct	Rebs	Avg	PF-DQ	Ast	TO	Blk	Stl	Pts	Avg
				FG-FGA	Pct	FG-FGA	Pct											
17-18	30-13	843	28.1	82-228	.360	23-71	.324	63-88	.716	127	4.2	61-1	45	43	8	29	250	8.3
18-19	31-31	1064	34.3	181-345	.525	43-96	.448	133-169	.787	110	3.5	61-1	53	49	1	33	538	17.4
19-20	30-30	999	33.3	145-323	.449	56-144	.389	121-143	.846	138	4.6	63-3	51	55	7	21	467	15.6
20-21	23-23	780	33.9	133-282	.472	31-98	.316	98-117	.838	123	5.3	35-0	47	41	8	25	395	17.2
TOTAL	114-97	3686	32.3	541-1178	.459	153-409	.374	415-517	.803	498	4.4	220-5	196	188	24	108	1650	14.5

2021-22 - INACTIVE

- When he entered the NCAA Transfer Portal on March 16, 2022, he ranked sixth on Indiana State's all-time scoring list with 1,650 career points and was riding a streak of 86 consecutive starts dating to Feb. 24, 2018.
- Sat out the 2021-22 season following shoulder surgery in November of 2021.

2020-21 - SENIOR

- Completed his degree in Recreation & Sport Management from Indiana State in May of 2021.
- Started in all 23 games in which he appeared and averaged 17.2 points, 5.3 rebounds, two assists and 1.1 steals per game.
- Named a first-team All-MVC selection for the second consecutive season, marking the first time a Sycamore earned back-to-back first-team honors since Jake Odum in 2013 and 2014.
- Earned NABC All-District second-team accolades
- Led the Missouri Valley Conference in minutes per game with 33.9.
- Increased his scoring output to 18.6 points per game during conference play.
- Shot 47.2 percent from the field, 31.6 percent from 3-point range and 83.8 percent from the free-throw line.
- Scored in double figures in 20 games, including three 30-point performances.
- Scored a career-high 34 points in the regular-season finale against Evansville (2/17/21) on 14-for-20 shooting.
- Dropped 31 points to go along with 10 rebounds in front of a national television audience during a win over Loyola-Chicago (1/10/21) while shooting 8-for-12 from the field and 12-of-14 at the free-throw line.
- Recorded two double-doubles with points and rebounds in back-to-back games against Missouri State (1/3/21) and Loyola-Chicago (1/10/21).
- Scored in double-figures in nine straight games from Dec. 12 through Jan. 10.
- Made at least one three-pointer in 20 of the 23 games he played, including a season-high five triples against Evansville (2/17/21).

2019-20 - JUNIOR

- Started all 30 games for the Sycamores and averaged a team-best 15.6 points per game, which ranked third among all MVC players, while earning first-team All-MVC honors.
- Totaled 467 points on the season while playing 33.3 minutes per game.
- Made 32 consecutive free throws from Nov. 17 through Dec. 3 to set a new school record in the MVC era and tie for the 14th-longest streak in MVC history.
- Joined the 1,000-point club in his 73rd career game, which was the fourth fastest in program history.
- Finished with 20 points and shot 9-of-15 from the field with a pair of 3-pointers in the road win over Southern Illinois (2/26/20).
- Tallied 12 points and six rebounds in the road win over Evansville (2/23/20).
- Shot 4-of-8 from 3-point range to tie for the team lead with 18 points in the home win over Northern Iowa (2/20/20).
- Hit 7-of-11 shots from the field and scored 18 points in the home win over Loyola-Chicago (2/5/20).
- Went 10-of-11 from the free-throw line, including a perfect 6-of-6 in the final two minutes, while totaling 27 points and nine rebounds in the road win over Missouri State (2/1/20).
- Paced the team with 27 points on the strength of a career-high-tying five 3-pointers and a 10-of-15 shooting effort from the field at Valparaiso (1/18/20).
- Scored 13 points and recorded five steals in the win over Evansville (1/15/20).
- Led the Sycamores with 17 points and pulled down eight rebounds in the home win over Illinois State (1/11/20).
- Finished with a team-high 14 points at Northern Iowa (1/7/20).
- Tallied 19 points and pulled down eight rebounds while making all nine of his free-throw attempts at Drake (1/4/20).
- Paced the team with 20 points in the MVC-opening win over Southern Illinois (12/30/19).
- Tied for the team lead with 17 points in the home win over Chicago State (12/22/19).
- Set career-highs for free throws made (18) and attempted (22) to lead the team with 31 points in the home win over Tennessee State (12/18/19).
- Pulled down nine rebounds in the road victory over Wright State (12/7/19).

continues...



■ **KEY** (continued)

- Led the team with 27 points in the home win over North Dakota State (12/3/19).
- Went a perfect 9-of-9 at the free-throw line to score 16 points in the home win over Missouri-St. Louis (11/30/19).
- Connected on four 3-pointers and finished with 26 points in the win over Air Force at the Junkanoo Jam (11/24/19).
- Poured in 21 points while shooting 7-of-13 from the field against Duquesne (11/21/19).
- Scored a team-high 20 points and tied a career-high with four 3-pointers at No. 4 Louisville (11/13/19).
- Led the team with 21 points as he hit 12-of-14 free throws in the season-opener at Dayton (11/9/19).

2018-19 - SOPHOMORE

- His impressive 17.4 scoring average led the entire Missouri Valley Conference, while finishing the year with 538 total points.
- Started all 31 games for the Sycamores.
- Named to the All-MVC second team and was voted captain of the MVC Most Improved Team.
- Also earned second-team NABC All-District acclaim.
- Led the Sycamores with 20 points as he hit 9-of-13 shots from the field, including a pair of 3-pointers, in the regular-season finale against Northern Iowa (3/2/19).
- Enjoyed a career game at Valparaiso (2/13/19) as he scored a then-career-best 32 points and shot 8-of-16 from the field and 15-of-17 at the foul line while adding six steals, four assists and three rebounds in ISU's 87-82 triumph.
- Connected on 6-of-11 shots from the field to score 14 points at Bradley (2/9/19).
- Hit 50 percent of his shots from the field for the sixth consecutive game and used eight free throws to score 15 points in the home win over Evansville (2/6/19).
- Shot 8-of-16 from the field at home against Drake (2/2/19) en route to a team-high 23 points.
- Totaled 25 points to lead the Sycamores at Southern Illinois (1/30/19).
- Scored a team-high 18 points at Illinois State (1/17/19).
- Led the team with 22 points as he hit four 3-pointers and led the team with five rebounds in the home win over Valpo (1/23/19).
- Tallied 16 points and added five rebounds in the 72-66 overtime victory at Evansville (1/12/19).
- Scored 16 points and shot 10-of-12 from the free-throw line in the Diamond Head Classic win over UNLV (12/23/18).
- Posted 12 points, including two buckets in the final two minutes, to help power ISU to a 72-67 win over Colorado in the Diamond Head Classic opener (12/22/18).
- Led the team with 26 points as he shot 11-of-15 from the field, including a pair of 3-pointers, in the win over Truman State (12/8/18).
- Totaled 17 points and seven rebounds in the home win over Wright State (12/1/18).
- Scored 17 points and pulled down four rebounds as he shot 8-of-11 from the field in the road victory over San Jose State (11/28/18).
- Tallied 16 points as he hit 5-of-7 from the field and all three of his 3-point attempts while adding six rebounds, two assists and two steals in the big home victory over Western Kentucky (11/24/18).
- Led the team with a then-career-high 23 points in the home-opening win over McKendree (11/14/18).
- Tallied 22 points to go along with five rebounds, three assists and four steals in the road victory over Green Bay (11/9/18).
- Scored 16 points as he hit a pair of 3-pointers in the season-opener at Ball State (11/6/18) and tied for the team lead with seven rebounds against the Cardinals.

2017-18 - FRESHMAN

- Averaged 8.3 points (fourth on the team) and 4.2 rebounds in 28.1 minutes per game to earn MVC All-Freshman Team honors.
- During MVC games, he averaged 5.2 rebounds per game, which ranked tied for 18th in the league.
- Made three 3-pointers during an 11-point effort in a win at Bradley in the regular-season finale (2/24/18).
- Totaled 13 points and eight rebounds to help the Sycamores win at Illinois State (1/20/18).
- Scored 10 points and pulled down a season-high nine rebounds during a home win over Evansville (1/17/18).
- Tied his season-high with 16 points during ISU's loss at Missouri State (1/14/18).
- Finished with nine points and four rebounds in the MVC-opening win over Valparaiso (12/28/17).
- Totaled seven points and seven rebounds against Elon (12/22/17).
- Recorded his first two career blocked shots at Western Kentucky (12/16/17).
- Hit eight free throws against Green Bay (12/12/17).
- Dropped 16 points in an overtime game at North Texas (12/6/17).
- Scored 11 points off the bench and sparked a key 10-0 run in the second half, which led the Sycamores to a 74-64 home victory over Air Force in the MVC/MWC Challenge (11/29/17).
- Scored 14 points as he hit three 3-pointers to go with seven rebounds and a pair of steals in 39 minutes of action during ISU's four-overtime loss to Ohio (11/19/17).
- Led the team with 10 points against Old Dominion (11/17/17).
- Came off the bench to score 11 points and dish out three assists against Auburn at the Charleston Classic (11/16/17).
- Made his collegiate debut at Indiana (11/10/17) and totaled three points and two rebounds with an assist and two steals.

HIGH SCHOOL

- Graduated from Clay County High School in Celina, Tennessee, where he was coached by Rob Edwards.
- Finished his career with 3,287 points scored, which was 10th-most in Tennessee high school basketball recorded history.
- Led Clay County High School to the Class A state championship game and earned state tournament MVP honors despite his team finishing as runner-up.
- Named Tennessee's 2017 Class A "Mr. Basketball" and received numerous all-region, all-state and all-conference honors.
- As a senior in 2016-17, he led the state with a 37.4-point scoring average while setting the Tennessee high school record for points scored in a season (1,385), breaking a 25-year-old record held previously by Tony Delk (1,312).
- Set state tournament records for most points in a game (54 vs. Loretto) as well as the tournament (128), and he also tied records for most points in a quarter (23) and most field goals made during the tournament (44).
- Seeing action as both a point guard and shooting guard as a junior in 2015-16, he averaged 28 points, seven rebounds and four assists per game as Clay County put together a 31-3 record and made an appearance in the Class A state tournament.
- Also was named a finalist for the Tennessee Class A Mr. Basketball Award as a junior.
- Played his AAU ball with Kevin Feltnr's Tennessee Bobcats program.

PERSONAL

- Full name is Tyreke Deon Key
- Born Oct. 29, 1998, in Celina, Tennessee
- Son of Susan Key
- Recipient of the JoNelda & Sidney Blalock Athletic Scholarship Endowment

KEY'S CAREER HIGHS

Points	34 vs. Evansville (2/17/21)	FGs Made	14 vs. Evansville (2/17/21)
Rebounds	10 (2x), last vs. Loyola-Chicago (1/10/21)	FGs Attempted	20 (2x), last vs. Evansville (2/17/21)
Assists	5 at Wright State (12/7/19)	3FGs Made	5 (2x), last vs. Evansville (2/17/21)
Blocks	2 (5x), last at Illinois State (1/16/21)	3FGs Attempted	8 (3x), last vs. Northern Iowa
Steals	6 at Valparaiso (2/13/19)	FTs Made	18 vs. Tennessee State (12/18/19)
Minutes	42 at Valparaiso (2/13/19)	FTs Attempted	22 vs. Tennessee State (12/18/19)



- OUTLOOK
- PLAYERS
- STAFF
- REVIEW
- RESULTS
- RECORDS
- HONORS
- POSTSEASON
- VOLMANAC
- MEDIA INFO





JAHMAI MASHACK

SOPHOMORE

15

Guard • 6-4 • 201
 Fontana, Calif.
 Etiwanda High School
 Psychology

juh-MY MAY-shack

Year	GP-GS	Min	Avg	Total		3-pt		FT-FTA	Pct	Rebs	Avg	PF-DQ	Ast	TO	Blk	Stl	Pts	Avg
				FG-FGA	Pct	FG-FGA	Pct											
21-22	27-0	120	4.4	7-17	.412	1-3	.333	4-9	.444	20	0.7	21-0	8	9	2	11	19	0.7

2021-22 - FRESHMAN

- Appeared in 27 games during his freshman season on Rocky Top, averaging 4.4 minutes off the bench.
- 11 of his 20 rebounds on the season were offensive boards.
- Made his NCAA Tournament debut vs. Longwood (3/17/22), recording two points and one rebounds in nine minutes.
- Scored three points off an and-one layup in seven minutes against Vanderbilt (2/12/22).
- Played nine minutes at Kentucky (1/15/22), dishing out two assists and also recording one rebound and one assist.
- Scored two points in six minutes off the bench at LSU (1/8/22).
- Grabbed three offensive rebounds in just six minutes against Ole Miss (1/5/22).
- Had two steals in four first-half minutes at Alabama (12/29/21).
- In a season-high 14 minutes against USC Upstate (12/14/21), scored three points and had two steals.
- Made his first collegiate 3-pointer against UNC Greensboro (12/11/21), scoring three points and logging two steals in a season-high eight minutes.
- Made his collegiate debut in the season-opening win over UT Martin (11/9/21) and crashed the glass hard during close to seven minutes of action off the bench, finishing with five rebounds, two points and an assist.

HIGH SCHOOL

- Graduated from Etiwanda High School, in Rancho Cucamonga, California, where he was coached by David Kleckner.
- Enrolled at UT in late-June so he could finish his senior high school season; the state of California moved its 2020-21 season to the spring as a result of the COVID-19 pandemic.
- Rated as high as No. 50 among nationwide prospects in the Class of 2021 by Rivals.com.
- Was rated by ESPN as a four-star, top-80 prospect (fourth-rated prospect in the state of California).
- One of 10 players named to the 2021 *Los Angeles Times*' All-Star Boys' Basketball Team.
- Finished his high school career on a winning note, leading Etiwanda (14-2) to the 2021 CIF Southern California Regional Open Division title on June 19; he totaled 21 points, 10 rebounds, seven assists, four steals and a pair of blocks in the championship game triumph over No. 1-seed San Diego Torrey Pines.
- Scored 20 points in Etiwanda's semifinal win over Sierra Canyon on June 17, 2021, helping the Eagles avenge a loss to Sierra Canyon earlier in the season.
- Recorded the first playoff triple-double in Etiwanda High School history during a victory over Ribet Academy in CIF Open Division pool play on May 28, 2021, logging 17 points, 13 rebounds, 11 assists, four blocks four steals.
- As a junior in 2019-20, he helped lead the Eagles to the CIF Southern California Regional final and a 30-4 record.
- Garnered 2020 second-team All-State acclaim from CalHiSports.com and earned scholarship offers from several high-major programs during the summer of 2020.


PERSONAL

- Full name is Jahmai Mashack
- Name pronounced: juh-MY MAY-shack
- Born Nov. 10, 2002, in Riverside, Calif.
- Son of Elton and Meika Mashack
- His father, a firefighter, played basketball at Loyola Marymount from 1997-01, scoring more than 1,000 career points and earning first-team All-WCC honors as a senior.
- His mother ran track at UNLV before graduating from Cal; she serves as the CEO of Coaching Without Walls.
- His older brother, Kwesi Mashack, played cornerback with Arizona football from 2014-17.
- Recipient of the Randall Keith Nutt Athletic Scholarship Endowment

MASHACK'S CAREER HIGHS

Points 3 (3x), last vs. Vanderbilt (2/12/22)
Rebounds 5 vs. UT Martin (11/9/21)
Assists 2 (2x), last at Kentucky (1/15/22)
Blocks 1 (2x), last at Vanderbilt (1/18/22)
Steals 2 (3x), last at Alabama (12/29/21)
Minutes 13:47 vs. USC Upstate (12/14/21)

FGs Made 1 (7x), last vs. Longwood (3/17/22)
FGs Attempted 2 (5x), last at LSU (1/8/22)
3FGs Made 1 vs. UNC Greensboro (12/11/21)
3FGs Attempted 2 vs. UNC Greensboro (12/11/21)
FTs Made 1 (4x), last at Arkansas 2/19/22
FTs Attempted 4 vs. Presbyterian (11/30/21)



OLIVIER NKAMHOUA

SENIOR

13

Forward • 6-9 • 236
 Helsinki, Finland
 Bishop Walsh School (Md.)
 Public Relations

OH-liv-ee-AY KAHM-wuh

Year	GP-GS	Min	Avg	Total		3-pt		Pct	FT-FTA	Pct	Rebs	Avg	PF-DQ	Ast	TO	Blk	Stl	Pts	Avg
				FG-FGA	Pct	FG-FGA	Pct												
19-20	30-0	343	11.4	39-70	.557	1-5	.200	19-31	.613	91	3.0	47-0	10	31	15	4	98	3.3	
20-21	24-0	172	7.2	26-46	.565	0-0	.000	4-9	.444	32	1.3	25-0	4	6	6	6	56	2.3	
21-22	22-22	472	21.5	75-151	.497	13-29	.448	26-36	.722	124	5.6	44-2	27	33	25	10	189	8.6	
TOTAL	76-22	988	13.0	140-267	.524	14-34	.412	49-76	.645	247	3.3	116-2	41	70	46	20	343	4.5	

SUMMER 2022

- Traveled home to his native Finland to train and compete with the Finnish National Team.
- In Finland's FIBA Basketball World Cup qualifier against Israel on Aug. 25, he started and tallied six points with five rebounds on 3-of-3 shooting.
- Started and played a team-high in minutes in both of Finland's road international friendlies against Lithuania. Scored 14 points on 5-for-9 shooting in 29 minutes during the first game before scoring a team-high 12 points on 4-for-4 shooting with four rebounds in 21 minutes during the second game.
- Started both home contests against Belgium in August, totaling 14 points and 10 rebounds in a 75-71 loss on Aug. 4 before finishing with 19 points and five boards in Finland's 80-71 victory on Aug. 6.
- In two international friendly games against Estonia in June, he averaged 11.5 points and 2.5 rebounds while shooting .563 from the field.

2021-22 - JUNIOR

- Suffered a season-ending left ankle injury in the second half at South Carolina (2/5/22), missing Tennessee's final 13 games.
- Finished the season averaging 8.6 points and 5.6 rebounds while shooting .497 from the field and a career-best .448 from 3-point range (13 of 29).
- Prior to his season-ending injury, led the Vols in rebounding seven times, blocks seven times and in scoring four times. He scored in double figures seven times.
- Started all 22 games before his injury.
- Tied his SEC scoring high with 15 points against Texas A&M (2/1/22), also had seven rebounds and blocked three shots.
- Had a team-leading nine rebounds and eight points at Texas (1/29/22).
- Scored 13 points—including five in overtime—on 5-for-7 shooting during the win over Ole Miss (1/5/22), also dishing a career-high-tying three assists.
- Scored 15 points and grabbed nine rebounds at Alabama (12/29/21)—both career-highs against SEC competition.
- Despite an under the radar night on offense, equaled Arizona's entire team total with three blocked shots (12/22/21).
- Shot 9-for-10 from the field in the win over USC Upstate (12/14/21), scoring 21 points and grabbing eight rebounds. Also shot 2-for-2 from 3-point range.
- Was a perfect 8-for-8 from the field—including 2-for-2 from 3-point range—against Tennessee Tech (11/26/21), scoring a team-high 18 points.
- Scored a career-high 23 points on 9-of-14 shooting—including 2-for-2 from 3-point range—while also pulling down eight rebounds against ETSU (11/14/21).
- Made his first career start in Tennessee's season-opener vs. UT Martin (11/9/21) and logged his second career double-double with 11 points and a career-high 14 rebounds to go along with two steals in two blocks.

SUMMER 2021

- Traveled to Okinawa, Japan, with the Finnish National Team in July to compete in preparatory national matches against Belgium, Hungary and Japan; the experience positions Nkamhoua to participate with Finland as the nation aims to qualify for the 2024 Olympics.
- Averaged 8.3 points per game, 5.7 rebounds per game and shot .476 from the field in 23.5 minutes per contest during his three games with Finland

2020-21 - SOPHOMORE

- Switched to jersey No. 13 after wearing No. 21 as a freshman.
- Appeared in all but three games for the Vols, scoring 56 points.
- Averaged 7.0 minutes per game and was the first Vol off the bench eight times.
- Shot .565 overall and .579 during SEC play.
- Pulled down a season-high-tying four rebounds and was extremely active on the defensive end in 18 minutes of action during UT's victory over South Carolina (2/17/21).

continues...



■ NKAMHOUA (continued)

- Scored two points and grabbed a pair of rebounds while boasting a team-best plus/minus rating of +13 at LSU (2/13/21).
- Played a season-high 15 minutes in the Big 12/SEC Challenge win over No. 15 Kansas (1/30/21), tallying four points and three rebounds.
- Recorded five points, four rebounds and an assist in 13 very effective minutes off the bench in UT's home triumph over Mississippi State (1/26/21).
- Was a perfect 4-of-4 from the field, scoring nine points in 13 productive minutes off the bench, in Tennessee's 80-60 victory over USC Upstate (12/23/20).
- Scored eight points in just 10 minutes of action while also nabbing a career-high three steals in UT's victory over Tennessee Tech (12/18/20).
- Scored four points, converting on both of his field-goal attempts in eight minutes of action vs. Appalachian State (12/15/20).

2019-20 - FRESHMAN

- Earned a spot on the 2019-20 SEC First-Year Academic Honor Roll.
- Wore jersey No. 21 as a freshman.
- Appeared in 30 of 31 games during his freshman campaign, averaging 11.4 minutes, shooting .557 from the field and averaging 3.3 points and 3.0 rebounds.
- Was the first Vol off the bench a team-high 17 times.
- Shot an efficient .722 during SEC play (13 of 18).
- His third double-digit scoring performance came at home against Arkansas (2/11/20), as he scored 10 points while also hauling in six rebounds.
- Blocked a season-high three shots against Texas A&M (1/28/20).
- Scored 10 points and had four rebounds in Tennessee's win over Ole Miss (1/21/20).
- Gave the Vols 13 effective minutes off the bench in the victory at Vanderbilt (1/18/20), tallying four points and four rebounds.
- Tallied double-digit rebounds for the second time when he pulled in 10 boards against Wisconsin (12/28/19).
- Recorded his first career double-double in UT's victory over Florida A&M (12/4/19), tallying 11 points and 13 boards.
- Provided 14 solid minutes off the bench in UT's win over 20th-ranked VCU (11/30/19), finishing 2-of-4 from the field for four points.
- Netted his first career 3-pointer, scored five total points and pulled in three rebounds off the bench in UT's victory over Chattanooga (11/25/19).
- Put together 19 solid minutes off the bench, scoring eight points while bringing down five rebounds and dishing off his first career assist in UT's win over Alabama State (11/20/19).
- Played 16 minutes off the bench, tallying his first career multi-block game in Tennessee's win over 20th-ranked Washington (11/16/19).
- Impressed off the bench in UT's 82-63 victory over Murray State (11/12/19), scoring eight points while grabbing seven boards for the second consecutive game.
- In his collegiate debut, he came off the bench to tally seven points, seven rebounds and a block in UT's season-opening win over UNC Asheville (11/5/19).

HIGH SCHOOL

- Graduated from Bishop Walsh School in Cumberland, Maryland, where he was coached by Dan Prete.
- Was rated by 247sports.com as the No. 150 overall prospect in the Class of 2019 nationally.
- Helped lead the Spartans to a 20-win season as a senior in 2018-19.
- Was sidelined with a leg injury for most of his junior year, which he spent at Richard Montgomery High School in Rockville, Maryland.
- Turned heads while competing in the 2018 Capitol Hoops Summer League at DeMatha Catholic High School in Hyattsville, Maryland.
- Played his AAU ball with the 6th Man Sports program.

PERSONAL

- Full name is Olivier Robinson Nkamhoua.
- Name pronounced: *OH-liv-ee-AY KAHM-wuh*
- Born May 2, 2000, in Helsinki, Finland.
- Son of Raisa Still and Christian Nkamhoua
- Nkamhoua's mother is Scottish/Finnish, and his father hails from Cameroon.
- Competed for Finland (as a 6-4 point guard) in 2016 FIBA U16 European Championships divisional play.
- Is the first Tennessee basketball player from Finland.
- Recipient of the C&C Millwright Athletic Scholarship and the Mr. & Mrs. Robert E. Butler Athletic Scholarship Fund.

■ NKAMHOUA'S CAREER HIGHS

Points 23 vs. ETSU (11/14/21)
Rebounds 14 vs. UT Martin (11/9/21)
Assists 3 (3x), last vs. Florida (1/26/22)
Blocks 3 (3x), last vs. Texas A&M (2/1/22)
Steals 3 vs. Tennessee Tech (12/18/20)
Minutes 32:39 at Alabama (12/29/21)

FGs Made 9 (2x), last vs. USC Upstate (12/14/21)
FGs Attempted 17 at Alabama (12/29/21)
3FGs Made 2 (3x), last vs. USC Upstate (12/14/21)
3FGs Attempted 4 at Alabama (12/29/21)
FTs Made 6 vs. Arkansas (2/11/20)
FTs Attempted 8 vs. Arkansas (2/11/20)



JULIAN PHILLIPS

FRESHMAN

2

Forward • 6-8 • 198
Blythewood, S.C.
Link Academy [Mo.]
Communication Studies

JEW-lee-in FILL-ippets

HIGH SCHOOL

- Graduated from Link Academy in Branson, Missouri, where he was coached by Rodney Perry.
- Rated as the nation's No. 13 overall prospect in the Class of 2022 by both ESPN and Rivals and No. 18 overall by 247 Sports.
- Became the fourth McDonald's All-American to sign with Tennessee in as many years.
- In more than 17 minutes of action during the 2022 McDonald's All-American game, Phillips scored nine points on 4-of-5 shooting, with three assists, two rebounds and a steal.
- Link Academy ascended to No. 3 in the final 2021-22 USA Today Super 25 high school basketball rankings in April after the team compiled a 33-2 record and advanced to the championship game of the prestigious GEICO National Championships.
- Phillips was Link Academy's top scorer in the national title game, totaling 16 points (33 percent of the Lions' team total).
- Before transitioning to Link Academy, Phillips was a Class 5A All-State performer for coach Zeke Washington at Blythewood High School in Blythewood, South Carolina.
- Prior to his junior year at Blythewood, Phillips had already earned billing as the No. 1-rated player in South Carolina and the No. 15 small forward in the nation for the Class of 2022, according to 247Sports.
- Phillips played his AAU ball with Upward Stars in the adidas 3SSB Series.

PERSONAL

- Full name is Julian Isaiah Phillips
- Born Nov. 5, 2003, in Killeen, Texas
- Son of Kim and Chamberlain, who both served with and retired from the U.S. Army
- Is set to become only the fifth Tennessee basketball letterman from the state of South Carolina
- Recipient of the Estep Athletic Scholarship



OUTLOOK

PLAYERS

STAFF

REVIEW

RESULTS

RECORDS

HONORS

POSTSEASON

VOLMANAC

MEDIA INFO



UROŠ PLAVŠIĆ



SENIOR

33

Forward • 7-1 • 265

Ivanjica, Serbia

Arizona State University

Agricultural Leadership, Education and Communication (Graduate Level)

Ü-rōsh PLÄV-chich

Year	GP-GS	Min	Avg	Total		3-pt		FT-FTA	Pct	Rebs	Avg	PF-DQ	Ast	TO	Blk	Stl	Pts	Avg
				FG-FGA	Pct	FG-FGA	Pct											
19-20	16-3	117	7.3	16-38	.421	0-0	-	10-15	.667	15	0.9	25-0	3	9	0	3	42	2.6
20-21	16-1	71	4.4	7-15	.467	0-0	-	4-10	.400	17	1.1	5-0	5	2	3	1	18	1.1
21-22	35-21	494	14.1	59-103	.573	0-1	.000	30-54	.556	140	4.0	61-0	17	29	7	14	148	4.2
TOTAL	67-25	682	10.2	82-156	.526	0-1	.000	44-79	.557	172	2.6	91-0	25	40	10	18	208	3.1

SUMMER 2022

- Completed his degree in Recreation & Sport Management.

2021-22 - JUNIOR

- Finished the season as the team leader in field-goal percentage, shooting a career-high .573.
- Also averaged career-bests in scoring (4.2 ppg), rebounding (4.0 rpg) and minutes played (14.1 mpg).
- Led Tennessee in rebounding nine times and was the first Vol off the bench 10 times prior to being inserted into the starting lineup.
- Surpassed his minutes total from the 2020-21 season (71) in just eight games this season.
- Had a nine-point, nine-rebound effort against Michigan (3/19/22) in the NCAA Tournament Round of 32.
- Scored six points on 3-for-4 shooting and had eight rebounds in the SEC Tournament semifinal win over #5 Kentucky (3/12/22).
- Made both of his field goal attempts and had three rebounds in 11 minutes against Arkansas (3/5/22).
- Pulled down a career-high 10 rebounds at Georgia (3/1/22).
- Put together a six-point, seven rebound effort in the win over #3 Auburn (2/26/22).
- In a career-high 28 minutes, scored 12 points and pulled down six rebounds in the win over No. 13 LSU (1/22/22).
- Made his third start of the season at Vanderbilt (1/18/22), scoring a season-high 13 points on 6-for-7 shooting and pulling down a team-high-tying seven rebounds in a season-high 21 minutes.
- In 16 minutes off the bench, scored a season-high 12 points at LSU (1/8/22) on 5-for-8 shooting, also pulling down seven rebounds.
- Started the SEC opener at Alabama (12/29/21), scoring six points and grabbing a career-high nine rebounds.
- Scored seven points against USC Upstate (12/14/21), also grabbing three rebounds.
- Scored four points, had two assists and two rebounds in 13 minutes off the bench against North Carolina (11/21/21).
- Started Tennessee's season-opener against UT Martin (11/9/21) and scored six points with a blocked shot in the winning effort.

2020-21 - SOPHOMORE

- Earned a spot on the 2021 SEC Winter Academic Honor Roll.
- Saw limited action in 16 of Tennessee's 27 games, averaging 4.4 minutes primarily off the bench.
- Had a positive assist/turnover ratio and committed only two total turnovers in his 70+ minutes of action.
- Earned his first start of the season in the first round of the NCAA Tournament against Oregon State (3/19/21), pulling in three rebounds and scoring one point.
- Played a season-high 17 minutes off the bench in the SEC Tournament semifinals against Alabama (3/13/21), recording four points, three rebounds, two assists and a steal while filling in for the injured John Fulkerson.
- Gave the Vols five quality minutes off the bench in the SEC quarterfinal win over Florida (3/12/21).
- Recorded two points, two offensive rebounds and an assist in the win over South Carolina (2/17/21).
- Totaled two points, a block and a rebound in the Vols' home victory over Vanderbilt (1/16/21).
- Scored four points in six minutes of action in Tennessee's dominant victory over Tennessee Tech (12/18/20).
- Pulled in a pair of rebounds and scored his first point of the season in the win over Appalachian State (12/15/20).

2019-20 - REDSHIRT FRESHMAN

- Earned a spot on the 2019-20 SEC First-Year Academic Honor Roll.
- Wore jersey No. 34.
- Shot .421 from the field and averaged 2.6 points in 16 appearances following the midseason approval of his NCAA appeal for eligibility relief.
- During SEC play, he averaged 2.8 points and 1.0 rebounds.
- Was incredibly efficient in the Vols' road matchup at Arkansas (2/26/20), scoring eight points, finishing 2-of-2 from the field and 4-of-4 from the charity stripe in six minutes off the bench.
- Earned his first career start at Mississippi State (2/1/20), where he tied for the team lead in scoring with 16 points on 6-of-12 shooting from the field; Tennessee's starting lineup in that game featured four different nationalities.
- Saw 11 minutes of action off the bench in his Thompson-Boling Arena debut, scoring four points in UT's win over Ole Miss (1/21/20).
- Played 17 minutes off the bench, tallying five points and three rebounds in his collegiate debut against Georgia (1/15/20).



- His waiver for immediate eligibility was initially denied by the NCAA, but on Jan. 14, 2020, the NCAA's Committee for Legislative Relief ruled him eligible to compete immediately.
- He was inactive for the first 15 games of the 2019-20 season.
- On Nov. 25, 2019, he was granted a travel waiver by the NCAA, enabling him to join his teammates on road trips.
- Enrolled at UT in May of 2019 as a transfer from Arizona State.

2018-19 - REDSHIRT (ARIZONA STATE UNIVERSITY)

- Redshirted the 2018-19 season.
- Scored three points and grabbed a rebound in three minutes of action off the bench during ASU's exhibition win over Arizona Christian (10/30/18).

HIGH SCHOOL

- Graduated from Hamilton Heights Christian Academy in Chattanooga, Tenn., where he was coached by Zach Ferrell.
- First moved to the United States in October 2017 and averaged 9.6 points and 7.5 rebounds while leading Hamilton Heights to a 28-7 record and the NACA Division I national championship in his lone season there as a senior in 2017-18.
- Listed in the 247Sports Composite as the nation's 21st-ranked center in the Class of 2018 and the fifth-ranked prospect in the state of Tennessee.
- Part of a four-man Arizona State signing class that was ranked 14th in the country.

PERSONAL

- Full name is Uroš Plavšić
- Name pronounced: *U-rosh PLAV-chich*
- Born Dec. 22, 1998, in Cacak, Serbia
- Son of Rajka and Goran Plavsic
- Is the first Tennessee basketball player from Serbia.
- Played on the Belgrade-based BC Mega Leks junior team
- that advanced to the quarterfinals of the Euroleague championships.
- He has competed against fellow Serbian and 2021 NBA MVP Nikola Jokić, as well as Croatian NBA center Ivica Zubac.
- Recipient of the Ray & Dana Mears Athletic Scholarship Endowment

■ PLAVŠIĆ'S CAREER HIGHS

Points16 at Mississippi State (2/1/20)
Rebounds 10 at Georgia (3/1/22)
Assists2 (4x), last vs. Texas A&M (2/1/22)
Blocks 1 (10x), last vs. Michigan (3/19/22)
Steals 2 (2x), last vs. Michigan (3/19/22)
Minutes 27:38 vs. LSU (1/22/22)

FGs Made 6 (2x), last at Vanderbilt (1/18/22)
FGs Attempted12 at Mississippi State (2/1/20)
3FGs Made N/A
3FGs Attempted1 vs. North Carolina (11/21/21)
FTs Made 8 at Alabama (12/29/21)



EVAN SHIFLET

FRESHMAN

3

Guard • 6-2 • 197

Nashville, Tenn.

Christ Presbyterian Academy

Kinesiology

EH-vin SHIFF-let

HIGH SCHOOL

- Graduated from Christ Presbyterian Academy in Nashville, Tennessee, where he was coached by Kevin Maggard and Drew Maddux.
- In 93 career games at CPA, he scored 1,025 points and averaged 11.1 points, 3.8 rebounds, 2.9 assists and 1.7 steals per game.
- Earned All-District and All-Region honors as a senior in 2021-22 while averaging 11.5 points, 3.7 assists, 3.0 rebounds and 1.9 steals.
- For more than 20 games as a senior, he played through a torn meniscus.
- Scored a career-high 25 points against Webb School.
- Drew six charges in a single game against Hewitt Trussville.
- Helped lead CPA to a 27-5 record and a state runner-up finish as a junior in 2020-21.
- Averaged 11.5 points per game as a junior with a team-high 20 blocks.
- Attended Mountain Brook High School in Alabama as a freshman.

PERSONAL

- Full name is Evan Kirk Shiflet
- Born April 4, 2003, in Dickson, Tennessee
- Son of Suzanne and Jason Shiflet
- His father, Jason, played college football at Tennessee Wesleyan
- His older brother, Aaron, is a right-handed pitcher on the baseball team at Western Kentucky
- Has an interest in cryptocurrency.



ISAIAH SULACK

JUNIOR

31

Guard • 6-5 • 192

Knoxville, Tenn.

Bossier Parish Community College

Supply Chain Management

eye-ZAY-uh SOO-lak

Year	GP-GS	Min	Avg	Total		3-pt		FT-FTA	Pct	Rebs	Avg	PF-DQ	Ast	TO	Blk	Stl	Pts	Avg	
				FG-FGA	Pct	FG-FGA	Pct												
20-21	0-0	0	0.0	0-0	-	0-0	-	0-0	-	0	0.0	0-0	0	0	0	0	0	0	0.0
21-22	3-0	5	1.7	0-1	.000	0-0	-	0-0	-	0	0.0	0-0	0	0	0	0	0	0	0.0
TOTAL	3-0	5	1.7	0-1	.000	0-0	-	0-0	-	0	0.0	0-0	0	0	0	0	0	0	0.0

2021-22 - MEDICAL REDSHIRT

- Was sidelined for the remainder of the season with an injury suffered in practice in January.
- Made his third appearance of the season against UNC Greensboro (12/11/21).
- Appeared for a season-high 2:17 against Presbyterian (11/30/21).
- Made his Tennessee debut against ETSU (11/14/21), logging just under two minutes of action.
- Logged close to three minutes of action during Tennessee's exhibition win over Lenoir-Rhyne (10/30/21) and recorded an assist.

2020-21 - SOPHOMORE

- Earned a spot on the 2020-21 First-Year SEC Academic Honor Roll.
- The transfer from Knoxville was a scout-team contributor during his first season in the program.

JUNIOR COLLEGE

- Graduated from Bossier Parish Community College in Bossier City, Louisiana, in the spring of 2020.
- Appeared in four games with BPCC before taking a medical redshirt in 2019-20.
- Spent the 2018-19 academic year enrolled at Olney Central College in Olney, Illinois, where he was coached by Mike Burriss.
- Averaged 12.0 points, 4.6 rebounds and 3.0 assists per game as a freshman at Olney in 2018-19.
- Was a 2019 NJCAA All-Academic Team second-team honoree.

HIGH SCHOOL

- Completed one year of prep school at Believe Prep Academy in Rock Hill, S.C.
- Graduated from Christian Academy of Knoxville, where he was coached by Shane Wells.
- Led the Warriors in scoring with 17.7 points per game while also averaging 6.8 rebounds and 1.8 steals as a senior in 2016-17.
- As a senior, he earned coaches' 4-AA All-District honors and was a third-team selection on the *Knoxville News Sentinel* 2016-17 PrepXtra Team.
- Played his AAU ball with the NLP program, coached by Dickey Simpkins and Steve Cook.

PERSONAL

- Full name is Isaiah Charles Sulack
- Son of Pete and Stephanie Sulack
- Born Jan. 8, 1999, in St. Paul, Minnesota



SANTIAGO VESCOVI

SENIOR

25

Guard • 6-3 • 192
 Montevideo, Uruguay
 NBA Global Academy (Canberra, Australia)
 Management

sahn-tee-AH-go VESS-co-vee

Year	GP-GS	Min	Avg	Total			3-pt			Pct	Rebs	Avg	PF-DQ	Ast	TO	Blk	Stl	Pts	Avg
				FG-FGA	Pct	FT-FTA	Pct	FT-FTA	Pct										
19-20	19-19	575	30.3	63-169	.373	36-100	.360	42-51	.824	62	3.3	61-2	70	67	3	23	204	10.7	
20-21	27-23	790	29.3	71-183	.388	53-142	.373	40-49	.816	101	3.7	62-0	84	51	1	32	235	8.7	
21-22	35-35	1093	31.2	145-351	.413	102-253	.403	73-92	.793	154	4.4	87-1	111	56	8	59	465	13.3	
TOTAL	81-77	2458	30.3	279-703	.397	191-495	.386	155-192	.807	317	3.9	210-3	265	174	12	114	904	11.2	

SUMMER 2022

- Competed with the Uruguay national team during 2023 FIBA World Cup Americas qualifying rounds.
- In Uruguay's loss to the United States on Aug. 25, he started, played a team-high 29:47 and finished with 10 points and three assists while shooting 3 of 6 from 3-point range.

2021-22 - JUNIOR

- Was the only Vol to start all 35 games and finished the season as Tennessee's leader in minutes played (31.2 mpg) and 3-point percentage (.403), while finishing second in scoring (13.3 ppg) and assists (3.2 apg).
- Honors included selection to the SEC Tournament All-Tournament Team, All-SEC first team (coaches), USBWA All-District Team and NABC All-District 20 second team.
- Also earned CoSIDA Academic All-District recognition.
- Led the Vols in scoring a team-high 13 times while also leading the team in steals 12 times, assists nine times and rebounds six times.
- Registered double-figure scoring in 28 of Tennessee's 35 games.
- Over the course of the season, made 102 total 3-pointers—the fourth-most made threes by a Vol in a single season. Made multiple threes in 30 of Tennessee's 35 games.
- All-SEC performer finished the SEC regular season slate as the league's statistical 3-point leader—shooting a conference-leading 44.5 percent from beyond the arc (57-for-128) and making a SEC-leading 3.2 threes per game.
- Also averaged 14.3 points and 3.0 assists per game in conference, scoring in double figures in all but one game.
- Made an NCAA Tournament program record six 3-pointers against Longwood (3/17/22), scoring 18 points while dishing out a team-high seven assists and recording a career-high-tying four steals.
- Averaged 12.0 points per game and made eight total 3-pointers at the SEC Tournament; named to the SEC All-Tournament Team.
- Had a team-high-tying 15 points in the win over #14 Arkansas (3/5/22), also recording four assists and two steals
- Scored a team-high 14 points in the win over #3 Auburn (2/26/22), going a perfect 6-for-6 at the free-throw line down the stretch and also grabbing five rebounds.
- Tallied 14 points on 4-for-6 shooting from beyond the arc at Missouri (2/22/22).
- Had a career-high 11 rebounds at Arkansas, also scoring seven points (2/19/22).
- Scored a game-high 18 points in the win over #4 Kentucky (2/15/22), making two threes and grabbing four rebounds.
- In Tennessee's win at Mississippi State (2/9/22), stuffed the stat sheet with 11 points, seven assists and five rebounds in 37 minutes.
- Shot 4-for-8 from beyond the arc against Texas A&M (2/1/22), finishing with 13 points in the win.
- Tied his career high with 23 points against Florida (1/26/22), making five threes.
- Recorded a team-high 16 points, a team-high-tying six rebounds and five assists in the win over No. 13 LSU (1/22/22).
- Led the Vols with 14 points at Vanderbilt (1/18/22), also pulling down six rebounds.
- Tied a season-high with seven made field goals at Kentucky (1/15/22), scoring 20 points on 7-for-10 shooting.
- Recorded team-highs in points (14) and assists (5) in the win over South Carolina (1/11/22).
- Tallied 14 points, five rebounds and three assists at LSU (1/8/22).
- Scored 17 points—including 12 in the last four minutes and overtime—while also recording six rebounds and five assists against Ole Miss (1/5/22).
- Scored 15 points in the win over #6 Arizona (12/22/21), hitting three 3-pointers and also grabbing five rebounds.
- Tied career highs in assists (8) and steals (4) against UNC Greensboro (12/11/21), also scoring 10 points and having no turnovers.
- Shot a perfect 5-for-5 from the field—including 3-for-3 from 3-point range—and scored 13 points in just 23 minutes at Colorado (12/4/21).
- Stuffed the stat sheet with 13 points, a team-high seven rebounds and a team-high seven assists against Tennessee Tech (11/26/21).
- Named to the 2021 Hall of Fame Tip-Off All-Tournament Team after averaging 20.0 points, 7.5 rebounds and hitting seven total 3-pointers in two games at Mohegan Sun.
- Scored 17 points and grabbed a career-high nine rebounds during Tennessee's win over North Carolina (11/21/21).
- Tied his career high with 23 points against Villanova (11/20/21), also tying for the team lead in rebounds (6) and steals (3).
- Was the catalyst for Tennessee's record-breaking 3-point performance (17 makes as a team) during the season-opener against UT Martin (11/9/21), as he tied his career-high with six triples to highlight his 20-point, five-rebound, two-assist effort.

continues...

OUTLOOK
 PLAYERS
 STAFF
 REVIEW
 RESULTS
 RECORDS
 HONORS
 POSTSEASON
 VOLMANAC
 MEDIA INFO



■ VESCOVI *(continued)*

- Spent the 2021-22 academic year enrolled in Tennessee Athletics' VOLeaders Academy leadership curriculum, culminating in a summer trip to Rwanda.

SUMMER 2021

- Earned a spot on Uruguay's 12-man Olympic qualifying team, which contended for a spot in the Tokyo Olympics field through competing in the Victoria FIBA Qualifying Tournament in Victoria, Canada, in July.
- Averaged 10.5 points in 23.0 minutes per game and shot .625 from 3-point range during Uruguay's two qualifying games against Turkey and Czech Republic.

2020-21 - SOPHOMORE

- Appeared in all 27 games with 23 starts and led the team in minutes (29.2 mpg) assists (3.1 apg) and 3-pointers made (2.0) per game.
- His 1.6 assist/turnover ratio also led the Vols and was second-best among all players in the SEC.
- Ranked second on the team in 3-point percentage (.373) and free-throw percentage (.816).
- Led the team in assists 10 times, steals seven times and scoring four times.
- Made three or more 3-pointers in 11 different games and had a team-high 53 makes from beyond the arc.
- Was a perfect 16-for-16 at the free-throw line in the final four minutes of games.
- Drew six charges on the year, which was third-most on the team.
- Scored 11 points in his NCAA Tournament debut against Oregon State (3/19/21).
- Scored a team-high 14 points and dished out five assists in the SEC Tournament quarterfinal win over Florida (3/12/21).
- Totaled 19 points, six rebounds, three assists and a career-high eight free throws in the home victory over Georgia (2/10/21).
- Tallied eight points, a season-high seven rebounds and a career-high four steals vs. Mississippi State (1/26/21).
- Poured in a career-high 23 points on a career-high eight made field goals and a career-high-tying six made 3-pointers to help lead Tennessee to a road triumph over Texas A&M (1/9/21).
- Scored a game-high 15 points on 5-of-7 shooting in the road win over 12th-ranked Missouri (12/30/20).
- Dished off a career-high-tying eight assists and scored nine points in Tennessee's victory over USC Upstate (12/23/20).
- Logged 16 points, seven rebounds and five assists in the win against Saint Joseph's (12/21/20).
- Tallied a game-high five assists, shared the team lead in scoring with 11 points and shot 3-of-4 from 3-point range in Tennessee's season-opening win over Colorado (12/8/20).

2019-20 - FRESHMAN

- Midyear enrollee arrived in Knoxville on Dec. 28, 2019, and received official clearance to compete on Jan. 3, 2020.
- Started in all 19 contests following his arrival, averaging 10.7 points, 3.7 assists and 3.3 rebounds in 30.3 minutes per game.
- His 3.7 assists per game in SEC play ranked fifth in the league; he also ranked 10th in the SEC during conference play with 1.9 3-point makes per game.
- Averaged a team-best 1.9 3-point makes per game, draining at least one trey in all but two games in which he appeared.
- Shot .824 from the free-throw line overall and .840 in SEC games.
- Led the Vols in assists seven times and scoring four times.
- Was surprised by his parents and sister, who traveled from Uruguay to Knoxville prior to UT's home triumph over Florida (2/29/20); in that contest, he scored 11 points on 3-of-5 shooting from the field while dishing off four assists.
- Continued his hot shooting streak by pouring in 14 points and adding seven assists to go along with two steals in UT's home win over Vanderbilt (2/18/20).
- Scored a season-high 20 points while dishing out a season-high eight assists in the home win over Arkansas (2/11/20).
- At home vs. 15th-ranked Kentucky (2/8/20), he scored a game-high-tying 18 points, knocking down four attempts from 3-point range.
- Recorded then-season-highs in rebounds (8) and steals (3) in the Vols' come-from-behind win at Alabama (2/4/20).
- Scored 16 points on a season-high-tying six made field goals at Mississippi State (2/1/20).
- Against Texas A&M (1/28/20), he scored 10 points, dished off six assists and recorded two steals in a season-high 37 minutes of action.
- Scored nine points, dished off three assists, and had five rebounds in 32 minutes at third-ranked Kansas (1/25/20).
- Scored 13 points and dished out a team-high three assists in UT's home win over South Carolina (1/11/20).
- Scored all 12 of his points in the final 5:20 of Tennessee's win at Missouri (1/7/20), knocking down two 3-pointers and four of his five free-throw attempts.
- His six 3-pointers vs. LSU were the most makes ever by a Vol in his debut game.
- Scored a game-high tying 18 points and earned a start in his collegiate debut against LSU (1/4/20).

PRIOR TO TENNESSEE

- From July-Dec. of 2019, he attended The NBA Global Academy, an elite basketball training center at Basketball Australia's Centre of Excellence at the Australian Institute of Sport in Canberra, Australia.
- Prior to that, he earned placement at the NBA Academy Latin America in Mexico City, Mexico, when it first opened in the winter of 2018.
- The NBA Academy initiative exposes elite prospects to NBA-level coaching, facilities and competition and provides a global framework for them to maximize their success. Up to twelve elite student-athletes attend The NBA Global Academy in Canberra, each year, developing under the supervision of NBA-trained personnel.
- Through local partnerships, every NBA Academy prospect is a full-time student-athlete and receives a full scholarship to attend the academy and a local public or private school.
- Led The NBA Global Academy to a championship at the 2019 NBA Academy Games in July. Then 17 years old, he led the team in scoring in both the semifinal and title game.
- Also starred at the NBA G League International Challenge in Uruguay--competing against players with NBA experience, such as Greg Monroe, Paul Zipser and Josh Huestis--and the Basketball Without Borders Global Camp during the 2019 NBA All-Star Weekend in Charlotte.



- Earned All-Star honors at the three-day 2019 BWB Global Camp in Atlanta.
- Also was named the MVP of the 2019 Skill Factory Tournament of Champions in Atlanta after totaling 29 points, seven assists and six rebounds in the championship game.

PERSONAL

- Full name is Santiago Vescovi
- Born Sept. 14, 2001, in Montevideo, Uruguay
- Son of Laura Vannet and Pablo Vescovi
- His grandfather, Daniel Vannet, was a star basketball player in Uruguay, and Vescovi previously wore jersey No. 9 in his honor.
- Speaks Spanish, Portuguese and English
- Recipient of the Bertelkamp Basketball Scholarship Endowment Fund and the Richard & Melba Jackson Athletic Scholarship Endowment

VESCOVI's CAREER HIGHS

Points..... 23 (3x), last vs. Florida (1/26/22)
Rebounds..... 11 at Arkansas (2/19/22)
Assists..... 8 (3x), last vs. UNC Greensboro (12/11/21)
Blocks..... 2 (2x), last vs. Auburn (2/26/22)
Steals..... 4 (3x), last vs. Longwood (3/17/22)
Minutes..... 41:39 vs. Ole Miss (1/5/22)

FGs Made8 at Texas A&M (1/9/21)
FGs Attempted17 vs. Villanova (1/20/21)
3FGs Made..... 6 (4x), last vs. Longwood (3/17/22)
3FGs Attempted.....12 vs. Arizona (12/22/21)
FTs Made..... 8 vs. Georgia (2/10/21)
FTs Attempted.....8 (2x), last vs. Georgia (2/10/21)



ZAKAI ZEIGLER

SOPHOMORE

5

Guard • 5-9 • 171

Long Island, N.Y.

Our Saviour Lutheran School

Mathematics

zuh-KY ZEE-glur

Year	GP-GS	Min	Avg	Total		3-pt		FT-FTA	Pct	Rebs	Avg	PF-DQ	Ast	TO	Blk	Stl	Pts	Avg
				FG-FGA	Pct	FG-FGA	Pct											
21-22	35-1	774	22.1	94-247	.381	44-125	.352	75-89	.843	66	1.9	61-0	93	60	3	60	307	8.8

2021-22 - FRESHMAN

- Made a major impact off the bench as a true freshman, ranking second on the team in steals (1.7 spg), third in assists (2.7 apg) and fourth in scoring (8.8 ppg).
- In SEC play, he raised his scoring average to 10.1 ppg, one of only four Vols to average double figures; his .866 free-throw percentage during league play led the team.
- Became just the fourth Vol ever selected to the SEC All-Defensive Team and first to do it as a freshman. He joined JaJuan Smith (2008), Josh Richardson (2014, 2015) and Yves Pons (2020, 2021) as Tennessee players to earn the honor.
- Was the first player off the bench in a team-high 19 games.
- Led the Vols in steals 12 times, in assists six times and in scoring four times.
- Scored in double figures during 12 of Tennessee's 18 regular season SEC games—including nine of the final 11. Overall, had 17 double-figure scoring efforts, which ranked fourth on the team.
- Ranked 11th among all Division I players in steal percentage, logging a steal on 4.54 percent of opponents' possessions when he was on the floor.
- Finished the regular season just one steal shy of the SEC lead in steals during conference play, averaging 2.2 takeaways per game with 40 steals in 18 SEC games.
- Capped off the regular season with 13 points, a career-high six assists and five rebounds against #14 Arkansas (3/5/22).
- Scored 13 points and had three steals in the win over #3 Auburn (2/26/22), shooting 8-of-9 at the free-throw line.
- Scored a team-high 12 points at Arkansas and was 6-for-6 at the free throw line with two made 3-pointers.
- Compiled 14 points, four assists and four steals in Tennessee's win over #4 Kentucky (2/15/22).
- Had a team-high 16 points vs. Vanderbilt (2/12/22), also recording a career-high-tying five assists and zero turnovers.
- Scored 11 points, had five steals and two assists in just 16 minutes at Mississippi State (2/9/22).
- In the win at South Carolina (2/5/22), was held scoreless in the first half before scoring a career-high-tying 18 points all in the second half. In the second half alone, was 6-for-9 shooting, including 4-for-4 from 3-point range.
- Scored 14 points vs. Texas A&M (2/1/22) and had an ankle-breaking crossover that was the No. 2 play on SportsCenter.
- Spearheaded Tennessee's comeback at Texas (1/29/22), scoring 12 points and grabbing three rebounds in total.
- Scored 11 points with three made 3-pointers, grabbed a career-high six rebounds, dished four assists and recorded his first career block against Florida (1/26/22).

continues...

■ ZEIGLER (continued)

- Despite not making a field goal, still managed to score in double figures at Vanderbilt (1/18/22) with an 11-for-12 performance at the free throw line, also recording four steals.
- In 22 minutes off the bench vs. South Carolina (1/11/22), scored 11 points, tallied four assists and had a team-high four steals.
- Stuffed the stat sheet with eight points, a career-high five rebounds and a career-high five steals vs. Ole Miss (1/5/22).
- Making his first career start, scored 11 points and a had a team-high four assists in 27 minutes at Alabama (12/29/21).
- Made three 3-pointers against UNC Greensboro (12/11/21), also recording two assists and two steals.
- Exploded for a career-high and team-leading 18 points on 7-for-10 shooting—including 3-for-5 from 3-point range—in the win over North Carolina (11/21/21). Also had five assists and did not commit a turnover in 28 minutes of action.
- Shot 3-for-4 from the field and hit his first collegiate 3-pointer against Villanova (11/20/21), finishing with seven points.
- In 10 minutes off the bench, scored four points, recorded two steals and dished out an assist against ETSU (11/14/21).
- Logged 13+ minutes of action off the bench in his collegiate debut against UT Martin (11/9/21), recording three points, one rebound and a game-high-tying four assists in the season-opening victory.

HIGH SCHOOL

- Graduated from Our Saviour Lutheran School in The Bronx, but he played the 2020-21 season with Immaculate Conception High School in Montclair, New Jersey, averaging 20 points and 4.6 assists per game.
- Played his AAU ball with the New York Lightning program in the EYBL, coached/directed by Dana Dingle.
- Had a breakout showing in six games at the 2021 Peach Jam, averaging 15.3 points and 5.5 assists per game while boasting a 4.7 assist-to-turnover ratio; he also connected on 50 percent of his 3-point attempts.
- Against eventual Peach Jam champion Team Final, he had 23 points on 7-for-8 shooting from 3-point range while also tallying 10 assists, three steals, three rebounds with no turnovers.
- The Season Ticket named Zeigler's showing against Team Final as the "Best Performance" of the 2021 Peach Jam.

PERSONAL

- Full name is Zakai Za'Miek Zeigler
- Born Aug. 2, 2002, in Long Island, N.Y.
- Son of Charmane Zeigler
- Continues a storied history of Vols who hail from the New York City area, including Naismith Hall of Famer Bernard King (Brooklyn), Ernie Grunfeld (Forest Hills), Howard Wood (East Hampton), Tobias Harris (Dix Hills) and Kevin Punter Jr. (Bronx)
- Also played football growing up, playing running back, quarterback and safety
- Recipient of the Larry Pratt Athletic Scholarship Endowment

■ ZEIGLER'S CAREER HIGHS

Points 18 (2x), last at South Carolina (2/5/22)
Rebounds 6 vs. Florida (1/26/22)
Assists 8 vs. Mississippi State (3/11/22)
Blocks 1 (3x), last vs. Kentucky (2/15/22)
Steals 5 (2x), last at Mississippi State (2/9/22)
Minutes 32:41 at Arkansas (2/19/22)

FGs Made 7 vs. North Carolina (11/21/21)
FGs Attempted 13 at South Carolina (2/5/22)
3FGs Made 4 at South Carolina (2/5/22)
3FGs Attempted 8 vs. Ole Miss (1/5/22)
FTs Made 11 at Vanderbilt (1/18/22)
FTs Attempted 12 at Vanderbilt (1/18/22)

INDIVIDUAL GAME-BY-GAME STATISTICS

JONAS AIDOO

2021-22	St	FG	3P	FT	Reb	F	Pt	A	To	Bk	S	M
UT Martin				DNP								
ETSU	0-0	0-0	0-0	0-0-0	0	0	0	0	0	0	0	2
Vs. Villanova	0-1	0-0	0-0	0-0-0	0	0	0	0	0	0	0	2
Vs. North Carolina	0-1	0-0	0-0	0-0-0	0	0	0	0	0	0	0	1
Tennessee Tech				Illness								
Presbyterian	1-1	0-0	0-0	1-0-1	0	2	1	0	0	1	5	
Vs. Texas Tech				DNP								
UNC Greensboro				INJ								
USC Upstate	0-0	0-0	2-2	0-0-0	0	2	0	0	0	0	1	3
Arizona				DNP								
at Alabama				DNP								
Ole Miss				DNP								
at LSU				DNP								
South Carolina				DNP								
at Kentucky				DNP								
at Vanderbilt				DNP								
LSU				DNP								
Florida				DNP								
at Texas				DNP								
Texas A&M				DNP								
at South Carolina	0-0	0-0	0-0	0-0-0	0	0	0	0	0	0	0	2
at Miss. State	1-3	0-0	0-0	3-1-4	3	2	0	0	0	0	0	12
Vanderbilt	1-1	0-0	0-0	1-0-1	0	2	0	0	0	0	0	4
Kentucky	2-3	0-0	1-1	3-4-7	1	5	1	1	3	0	18	
at Arkansas	2-3	0-0	0-0	3-3-6	1	4	0	2	0	0	17	
at Missouri	1-8	0-0	3-3	1-4-5	2	5	0	1	3	0	23	
Auburn	0-4	0-0	1-2	3-2-5	1	1	0	0	0	0	8	
at Georgia	2-4	0-0	1-1	0-2-2	3	5	0	0	0	0	9	
Arkansas	0-3	0-0	3-4	3-2-5	3	3	0	1	3	1	19	
vs. Miss. State	1-1	0-0	0-0	1-0-1	2	2	0	0	0	0	2	
vs. Kentucky	0-1	0-0	1-2	0-1-1	2	1	0	0	1	0	9	
vs. Texas A&M	1-1	0-0	0-0	0-0-0	0	2	0	0	0	0	3	
vs. Longwood	0-2	0-0	0-0	0-3-3	0	0	1	0	0	1	4	
vs. Michigan	1-4	0-0	2-2	0-1-1	1	4	0	0	0	0	5	

KENT GILBERT (only games played listed)

2020-21	St	FG	3P	FT	Reb	F	Pt	A	To	Bk	S	M
Tennessee Tech	0-0	0-0	0-0	0-0-0	0	0	0	0	0	0	0	3

2021-22	St	FG	3P	FT	Reb	F	Pt	A	To	Bk	S	M
ETSU	0-0	0-0	0-0	0-0-0	0	0	0	0	1	0	0	1
Presbyterian	0-1	0-1	0-0	0-0-0	0	0	0	0	0	0	0	2
UNC Greensboro	0-0	0-0	0-0	0-0-0	1	0	0	0	0	0	0	1
USC Upstate	1-1	1-1	0-0	0-1-1	0	3	0	0	0	1	3	

JOSIAH-JORDAN JAMES

2019-20	St	FG	3P	FT	Reb	F	Pt	A	To	Bk	S	M
UNC Asheville	g	1-5	0-1	0-0	0-0-6	4	2	2	3	1	0	24
Murray State	g	1-4	1-1	2-2	0-2-2	0	5	1	1	1	0	32
vs. Washington	g	4-4	1-1	0-0	0-4-4	3	9	3	0	2	36	
Alabama State	g	1-7	0-3	1-1	2-11-13	3	3	5	3	0	0	31
Chattanooga	g	2-6	0-1	0-2	4-7-11	3	4	0	1	1	1	23
vs. Florida State	g	2-6	0-3	5-5	2-5-7	4	9	1	5	2	0	29
vs. VCU	g	3-5	1-1	0-0	2-5-7	1	7	2	2	0	0	30
Florida A&M	g	3-8	0-2	4-4	2-2-4	2	10	2	5	0	0	27
Memphis	g	4-11	3-6	3-4	2-3-5	14	1	2	1	3	36	
at Cincinnati	g	3-8	1-5	1-1	0-4-4	5	8	2	1	0	1	33
Jacksonville State	g	4-10	1-6	1-1	1-5-6	1	10	6	1	0	0	30
Wisconsin	g	1-6	1-2	1-2	0-3-3	1	4	5	3	0	1	32
LSU	g	5-11	3-5	2-2	2-3-5	1	15	1	0	0	1	39
at Missouri	g	4-7	3-6	0-1	1-6-7	4	11	4	4	2	1	35
South Carolina	g	4-7	2-2	0-0	0-6-6	5	10	0	3	1	1	29
at Georgia	g	3-9	3-6	2-2	1-3-4	2	11	3	1	0	2	31
at Vanderbilt	g	2-8	0-2	2-2	0-9-9	0	6	5	3	3	0	37
Ole Miss	g	3-10	1-4	4-5	0-1-1	2	11	6	0	0	1	31
at Kansas	g	0-6	0-0	0-0	1-6-7	1	0	4	6	1	0	26

Texas A&M	g	3-5	1-3	0-0	0-3-3	5	7	2	4	1	2	23
at Mississippi State				INJ								
at Alabama				INJ								
Kentucky				INJ								
Arkansas				INJ								
at South Carolina	3-8	2-3	1-2	1-2-3	3	9	5	1	2	1	30	
Vanderbilt	g	0-2	0-2	0-0	1-4-5	4	0	1	2	2	0	13
at Auburn	g	2-2	0-0	0-0	2-5-7	1	4	1	6	2	2	30
at Arkansas	g	0-6	0-2	0-0	0-2-2	3	0	3	1	0	0	25
Florida	g	4-8	2-4	2-4	2-6-8	0	12	6	2	2	1	40
at Kentucky	g	5-9	2-4	4-5	2-5-7	3	16	5	1	1	2	30
Auburn	g	1-6	1-4	0-0	0-3-3	4	3	1	4	0	1	24

2020-21	St	FG	3P	FT	Reb	F	Pt	A	To	Bk	S	M
Colorado	g	2-6	0-3	4-4	2-4-6	0	8	3	1	0	3	30
Cincinnati	g	1-5	0-0	6-6	2-2-4	1	8	3	3	0	3	21
Appalachian State	g	4-9	3-3	0-0	5-3-8	2	11	2	1	1	0	22
Tennessee Tech	g	6-8	3-5	0-0	3-3-6	0	15	3	0	2	0	26
Saint Joseph's	g	3-7	1-3	0-0	3-4-7	4	7	1	1	1	0	19
USC Upstate	g	3-5	0-2	5-6	2-6-8	0	11	5	1	1	3	28
at Missouri	g	1-3	0-0	0-0	3-0-3	4	2	4	2	1	3	23
Alabama	g	1-6	0-3	0-0	2-6-8	3	2	1	2	2	2	32
Arkansas	g	6-12	2-6	3-5	1-8-9	3	17	1	0	1	3	36
at Texas A&M	g	1-4	0-3	0-0	0-2-2	3	2	5	0	0	2	25
Vanderbilt	g	3-5	1-3	2-3	0-1-1	2	9	0	0	1	0	32
at Florida	g	2-8	1-3	0-0	3-2-5	3	5	0	2	2	0	31
Missouri	g	4-12	2-5	2-3	2-3-5	4	12	1	1	1	1	29
Mississippi State	g	2-7	1-6	0-0	1-2-2	2	5	1	0	0	1	28
Kansas	g	3-6	3-5	0-0	2-9-11	1	9	4	2	1	0	27
at Ole Miss	3-9	3-7	1-2	0-6-6	2	10	1	3	1	1	24	
at Kentucky	4-10	2-6	0-0	3-7-10	2	10	0	2	2	2	1	29
Georgia	g	5-8	2-4	6-7	1-5-6	5	18	3	0	2	2	36
at LSU	g	3-9	1-6	2-2	2-4-6	2	9	1	0	1	2	32
South Carolina				DNP								
Kentucky				DNP								
at Vanderbilt	1-6	0-1	0-1	2-3-5	2	2	1	2	2	0	3	29
at Auburn	0-5	0-4	0-0	1-4-5	1	0	2	2	1	2	1	19
Florida	3-8	1-3	1-2	5-5-10	2	8	1	1	1	1	25	
vs. Florida	4-5	2-3	2-2	2-7-9	2	12	5	0	1	0	30	
vs. Alabama	g	2-4	0-2	0-0	0-6-6	5	4	1	2	1	1	17
vs. Oregon State	2-10	0-5	1-2	4-9-13	0	5	2	2	1	2	24	

2021-22	St	FG	3P	FT	Reb	F	Pt	A	To	Bk	S	M
UT Martin	g	1-8	0-5	0-2	4-1-5	0	2	1	1	4	5	27
ETSU	g	2-4	1-4	4-4	1-5-6	2	9	2	2	0	2	21
vs. Villanova	g	1-8	0-6	0-0	1-4-5	3	2	1	2	0	1	27
Vs North Carolina				INJ								
Tennessee Tech				INJ								
Presbyterian				INJ								
at Colorado	2-3	1-2	0-0	1-8-9	3	5	1	0	0	4	2	26
vs. Texas Tech	2-12	1-8	2-2	1-8-9	4	7	0	0	0	0	3	30
UNC Greensboro	g	4-7	4-7	0-0	1-3-4	3	12	2	1	0	1	23
USC Upstate	g	1-5	1-5	1-2	0-4-4	0	4	1	0	2	1	14
Arizona	g	5-11	2-6	0-0	3-2-5	2	12	1	3	2	2	32
at Alabama	g	1-8	1-7									

CAREER GAME-BY-GAME STATISTICS

JOSIAH-JORDAN JAMES (continued)

2021-22	St	FG	3P	FT	Reb	F	Pt	A	To	Bk	S	M
Auburn	g	4-11	2-4	0-0	1-8-9	5	10	1	2	1	2	32
at Georgia	g	8-12	3-7	4-5	3-5-8	4	23	5	0	2	2	29
Arkansas	g	4-8	2-3	2-2	0-7-7	5	12	2	2	1	3	37
vs. Miss. State	g	6-11	4-6	0-1	2-3-5	2	16	4	0	0	1	30
vs. Kentucky	g	3-8	2-4	2-2	1-3-4	4	10	3	4	1	0	30
vs. Texas A&M	g	6-16	3-7	1-1	2-8-10	2	16	2	1	3	1	38
vs. Longwood	g	6-9	3-6	2-2	0-9-9	0	17	2	0	1	0	31
vs. Michigan	g	5-13	0-6	3-4	2-4-6	3	13	3	0	2	1	37

TYREKE KEY

2017-18	St	FG	3P	FT	Reb	F	Pt	A	To	Bk	S	M
at Indiana	g	0-5	0-1	3-4	2	1	3	1	2	0	2	28
vs. Auburn	g	4-11	0-1	3-3	2	1	3	1	0	0	0	22
vs. Old Dominion	g	3-10	1-4	3-3	3	1	10	0	2	0	0	25
vs. Ohio	g	5-9	3-4	1-2	7	5	14	1	3	0	2	39
Missouri-St. Louis	g	2-4	0-1	1-4	7	3	5	1	4	0	1	26
Ball State	g	5-10	1-4	1-1	1	2	12	1	0	0	1	22
Air Force	g	4-7	1-3	2-3	2	2	11	2	2	0	3	25
at North Texas	g	6-8	1-2	3-4	4	1	16	1	3	0	1	30
Indianapolis	g	3-11	1-4	1-2	5	1	8	2	3	0	3	34
Green Bay	g	0-4	0-2	8-10	5	3	8	2	3	0	0	25
at WKU	g	2-8	0-4	1-2	1	4	5	2	3	2	1	32
Elon	g	2-7	2-4	1-2	7	2	7	1	1	0	2	27
Valparaiso	g	2-8	1-3	4-4	4	1	9	2	1	0	1	26
at Illinois State	g	1-7	0-0	0-0	3	2	2	0	0	0	0	23
at Loyola-Chicago	g	4-9	1-2	0-0	4	2	9	0	0	0	1	27
Drake	g	1-3	0-1	0-2	4	4	2	2	0	0	0	20
Northern Iowa	g	3-6	0-1	0-0	4	2	6	1	2	1	0	28
at Missouri State	g	5-10	2-5	4-4	6	0	16	2	0	0	2	30
at Evansville	g	3-10	1-3	3-5	9	3	10	1	0	1	0	37
Illinois State	g	4-7	0-1	5-7	8	1	13	3	3	0	1	28
at Southern Illinois	g	2-11	0-3	3-4	5	2	7	2	0	1	2	35
Bradley	g	2-7	0-1	0-1	4	3	4	1	1	0	0	26
at Valparaiso	g	1-7	0-2	0-0	6	3	2	3	3	1	1	24
at Northern Iowa	g	2-2	1-1	4-5	1	1	9	1	1	0	0	12
Missouri State					DNP							
Loyola-Chicago	g	4-9	1-3	0-0	4	0	9	1	1	0	0	33
at Drake	g	3-8	0-1	1-1	4	2	7	4	0	0	0	31
Southern Illinois	g	3-8	1-2	2-4	4	3	9	3	1	0	3	31
Evansville	g	1-8	1-2	5-6	5	3	8	0	1	2	0	22
at Bradley	g	4-9	3-4	0-0	3	1	11	1	1	0	1	34
vs. Illinois State	g	1-5	1-2	4-5	3	2	7	1	1	0	1	36

2018-19

2018-19	St	FG	3P	FT	Reb	F	Pt	A	To	Bk	S	M
at Ball State	g	6-18	2-4	2-2	7	2	16	4	3	0	1	34
at Green Bay	g	6-13	1-2	9-12	5	3	22	3	0	0	4	37
McKendree	g	7-13	1-2	8-10	5	0	23	2	1	0	1	34
WKU	g	5-7	3-3	3-5	6	1	16	2	1	0	2	32
at San Jose State	g	8-11	0-1	1-2	4	2	17	1	3	0	0	27
Wright State	g	6-10	1-2	4-6	7	1	17	1	2	1	0	36
North Texas	g	8-11	3-3	2-2	2	1	21	2	1	0	0	37
Truman	g	11-15	2-3	2-2	4	2	26	4	2	0	1	38
at TCU	g	1-6	0-1	1-2	4	0	3	1	1	0	1	30
vs. Colorado	g	6-11	0-1	0-0	5	2	12	4	1	0	1	30
vs. UNLV	g	2-5	2-210	-12	4	2	16	0	2	0	1	35
vs. TCU	g	5-8	1-2	3-4	3	2	14	0	1	0	0	34
at Loyola-Chicago	g	9-13	1-4	2-2	5	1	21	0	1	0	0	34
Bradley	g	0-3	0-1	3-6	1	3	3	2	1	0	0	35
Missouri State	g	5-11	2-5	2-4	3	1	14	1	3	0	0	37
at Evansville	g	6-12	1-2	3-4	5	1	16	0	0	0	0	39
at Northern Iowa	g	2-5	0-0	3-3	1	4	7	0	0	0	0	32
Loyola-Chicago	g	7-12	0-3	5-5	1	4	19	2	1	0	1	38
Valparaiso	g	7-12	4-6	4-4	5	0	22	4	2	0	2	33
at Illinois State	g	6-9	1-2	5-6	2	1	18	0	4	0	0	38
at Southern Illinois	g	6-10	3-4	10-11	4	1	25	1	0	0	1	34
Drake	g	8-16	0-6	7-9	3	2	23	3	2	0	2	37
Evansville	g	3-6	1-1	8-10	2	2	15	2	0	0	0	25
at Bradley	g	6-11	1-3	1-3	1	2	14	3	4	0	1	34
at Valparaiso	g	6-16	1-4	15-17	3	4	32	4	1	0	6	42
Southern Illinois	g	3-13	0-3	2-3	1	2	8	0	0	0	0	32
Illinois State	g	7-11	4-6	3-4	5	3	21	3	3	0	3	29

at Missouri State	g	5-10	0-3	9-11	3	2	19	2	3	0	0	38
at Drake	g	6-20	2-6	4-5	4	2	18	1	1	0	2	37
Northern Iowa	g	9-13	2-3	0-1	2	5	20	1	3	0	3	29
vs. Valparaiso	g	7-14	4-8	2-2	3	3	20	0	2	0	0	37

2019-20	St	FG	3P	FT	Reb	F	Pt	A	To	Bk	S	M
at Dayton	g	4-8	1-3	12-14	4	5	21	2	2	0	0	23
at Louisville	g	5-11	4-7	6-6	1	1	20	2	1	0	1	31
vs. Ball State	g	4-11	2-3	1-2	3	2	11	3	2	0	0	33
vs. Loyola Marymount	g	1-6	0-3	2-2	7	5	4	2	2	1	2	27
vs. Duquesne	g	7-13	2-4	5-5	6	3	21	2	7	0	0	34
vs. Air Force	g	8-17	4-8	6-6	6	1	26	3	2	0	0	33
Missouri-St. Louis	g	3-8	1-5	9-9	5	0	16	4	2	0	0	33
North Dakota State	g	8-15	2-5	9-10	8	1	27	1	1	0	1	37
at Wright State	g	2-9	0-3	0-0	9	1	4	5	4	0	1	31
Tennessee State	g	5-12	3-6	18-22	8	1	31	1	1	0	0	37
Chicago State	g	8-12	1-2	0-0	5	2	17	0	1	0	3	24
Southern Illinois	g	7-12	2-3	4-4	3	0	20	2	1	0	1	34
at Drake	g	4-10	2-6	9-9	8	1	19	1	4	1	0	36
at Northern Iowa	g	5-12	2-5	2-2	1	5	14	3	0	0	1	35
Illinois State	g	6-12	1-5	4-8	8	1	17	1	2	0	1	36
Evansville	g	4-9	0-5	5-6	2	2	13	1	5	0	5	34
at Valparaiso	g	10-15	5-7	2-5	7	2	27	2	1	0	0	37
at Loyola-Chicago	g	3-11	2-7	0-0	4	3	8	1	2	0	0	33
Bradley	g	2-7	1-4	5-6	1	2	10	2	0	0	0	35
Drake	g	1-8	1-6	1-2	4	3	4	2	3	0	1	36
at Missouri State	g	7-10	3-4	10-11	9	0	27	0	3	1	1	39
Loyola-Chicago	g	7-11	4-6	0-0	3	1	18	3	1	2	0	28
at Indiana State	g	3-8	1-3	1-2	1	4	8	1	2	0	0	30
at Bradley	g	4-13	4-7	3-4	2	4	15	0	2	0	0	35
Missouri State	g	1-6	0-2	1-2	3	2	3	1	0	0	0	31
Northern Iowa	g	6-12	4-8	2-2	6	0	18	4	1	1	0	36
at Evansville	g	5-13	0-2	2-2	6	4	12	0	1	0	2	36
at Southern Illinois	g	9-15	2-4	0-0	2	3	20	1	1	1	1	34
Valparaiso	g	2-7	0-4	2-2	3	3	6	0	1	0	0	36
vs. Missouri State	g	4-10	2-7	0-0	3	1	10	1	0	0	0	35

2020-21	St	FG	3P	FT	Reb	F	Pt	A	To	Bk	S	M
Truman	g	2-6	0-3	0-0	7	0	4	3	2	1	1	31
at Purdue	g	8-14	2-5	0-0	4	3	18	3	3	0	0	36
at Saint Louis	g	3-10	1-6	9-9	3	1	16	4	1	0	1	35
Ball State	g	5-14	1-6	1-2	2	2	12	0	4	0	3	37
SEMO	g	5-9	1-4	7-7	5	2	18	2	2	0		



USC Upstate	1-2	0-0	1-2	0-1-1	4	3	1	1	0	2	14
Arizona	DNP										
at Alabama	0-0	0-0	0-0	0-0-0	0	0	0	0	0	2	4
Ole Miss	0-0	0-0	0-0	3-0-3	1	0	0	1	0	0	6
at LSU	1-2	0-0	0-0	0-0-0	3	2	0	0	0	0	6
South Carolina	0-0	0-0	0-0	0-0-0	2	0	0	0	0	1	2
at Kentucky	0-1	0-0	0-0	0-1-1	2	0	2	1	0	1	9
at Vanderbilt	0-0	0-0	0-0	0-0-0	0	0	0	1	1	1	7
LSU	0-1	0-0	0-0	1-0-1	0	0	0	1	0	7	
Florida	0-0	0-0	0-0	0-0-0	0	0	0	0	0	0	1
at Texas	0-1	0-0	0-0	0-0-0	0	0	0	0	0	0	2
Texas A&M	0-0	0-0	0-0	0-1-1	2	0	0	0	0	0	2
at South Carolina	0-0	0-0	0-0	0-0-0	0	0	0	1	0	0	2
at Miss. State	DNP										
Vanderbilt	1-1	0-0	1-1	1-0-1	2	3	0	1	0	0	7
Kentucky	0-0	0-0	0-0	0-0-0	0	0	0	0	0	0	0+
at Arkansas	0-0	0-0	1-2	0-0-0	1	1	0	0	0	0	3
at Missouri	DNP										
Auburn	0-0	0-0	0-0	0-0-0	0	0	0	0	0	0	0+
at Georgia	DNP										
Arkansas	0-0	0-0	0-0	0-0-0	0	0	0	0	0	0	1
vs. Miss. State	DNP										
vs. Kentucky	0-0	0-0	0-0	0-1-1	0	0	0	0	0	0	2
vs. Texas A&M	DNP										
vs. Longwood	1-1	0-0	0-0	0-1-1	1	2	0	1	0	0	9
vs. Michigan	0-0	0-0	0-0	0-0-0	0	0	0	0	0	0	0+

OLIVIER NKAMHOUA

2019-20	St	FG	3P	FT	Reb	F	Pt	A	To	Bk	S	M
UNC Asheville	3-7	0-0	1-2	4-3-7	3	7	0	1	1	0	15	
Murray State	3-5	0-0	2-4	3-4-7	3	8	0	1	0	0	19	
vs. Washington	1-2	0-0	1-2	0-0-0	3	3	0	1	2	1	16	
Alabama State	4-8	0-0	0-0	1-4-5	4	8	1	0	1	0	19	
Chattanooga	2-4	1-2	0-0	1-2-3	0	5	0	1	0	0	15	
vs. Florida State	0-0	0-0	0-0	1-2-3	2	0	0	2	0	0	8	
vs. VCU	2-4	0-0	0-0	1-0-1	0	4	0	1	0	0	14	
Florida A&M	5-9	0-0	1-2	7-6-13	3	11	0	3	2	1	23	
Memphis	1-4	0-2	0-0	1-4-5	3	2	1	1	0	0	12	
at Cincinnati	1-1	0-0	0-0	1-1-2	1	2	0	1	0	1	10	

Jacksonville State	2-4	0-0	0-0	1-2-3	1	4	0	0	0	0	16
Wisconsin	2-4	0-0	1-4	3-7-10	2	5	1	2	0	0	21
LSU	2-3	0-0	0-0	0-0-0	3	4	1	3	0	0	10
at Missouri	0-0	0-0	0-0	0-0-0	2	0	1	2	1	0	7
South Carolina	1-2	0-0	0-1	1-1-2	1	2	0	0	0	0	13
at Georgia	2-3	0-0	0-0	2-1-3	1	4	0	3	1	0	13
at Vanderbilt	2-2	0-0	0-0	2-2-4	2	4	0	2	0	0	13
Ole Miss	3-3	0-0	4-4	0-4-4	1	10	1	1	2	0	19
at Kansas	0-0	0-0	0-0	0-0-0	2	0	1	3	1	0	9
Texas A&M	0-0	0-0	0-0	0-2-2	2	0	0	0	3	0	8
at Mississippi State	1-1	0-0	0-0	0-0-0	2	2	0	0	0	0	4
at Alabama	0-0	0-0	0-0	0-0-0	0	0	0	0	0	0	2
Kentucky	0-0	0-0	0-0	0-2-2	0	0	0	0	0	0	5
Arkansas	2-2	0-0	6-8	3-3-6	4	10	2	1	1	0	19
at South Carolina	0-1	0-1	0-0	0-2-2	1	0	0	0	0	0	9
Vanderbilt	0-1	0-0	1-2	0-2-2	0	1	0	0	0	0	6
at Auburn	0-0	0-0	0-0	0-1-1	0	0	1	0	0	0	10
at Arkansas	0-0	0-0	2-2	1-1-2	0	2	0	1	0	0	4
Florida	0-0	0-0	0-0	0-2-2	1	0	0	0	0	0	2
at Kentucky	DNP										
Auburn	0-0	0-0	0-0	0-0-0	0	0	0	1	0	0	2

2020-21	St	FG	3P	FT	Reb	F	Pt	A	To	Bk	S	M
Colorado	1-3	0-0	0-0	0-0-0	1	2	0	1	0	0	9	
Cincinnati	0-1	0-0	0-0	0-0-0	1	0	0	1	0	0	5	
Appalachian State	2-2	0-0	0-0	0-0-0	0	4	0	1	0	0	8	
Tennessee Tech	3-5	0-0	2-4	0-2-2	0	8	1	1	0	3	10	
Saint Joseph's	3-4	0-0	0-0	1-1-2	4	6	0	0	0	0	9	
USC Upstate	4-4	0-0	1-1	0-1-1	3	9	1	0	1	1	13	
at Missouri	0-1	0-0	0-0	0-1-1	2	0	0	0	0	0	4	
Alabama	1-1	0-0	0-0	1-1-2	0	2	0	0	0	0	4	
Arkansas	DNP											
at Texas A&M	2-2	0-0	0-0	0-0-0	0	4	0	0	0	0	3	
Vanderbilt	1-1	0-0	0-0	0-0-0	2	2	0	0	0	0	4	
at Florida	0-2	0-0	0-2	2-1-3	0	0	0	0	0	0	7	
Missouri	0-1	0-0	0-0	0-1-1	0	0	0	0	0	0	2	
Mississippi State	2-4	0-0	1-2	3-1-4	2	5	1	0	0	0	13	
Kansas	2-7	0-0	0-0	0-3-3	4	4	0	0	0	0	15	
at Ole Miss	0-1	0-0	0-0	0-1-1	0	0	0	0	1	0	8	

CAREER GAME-BY-GAME STATISTICS

OLIVIER NKAMHOUA (continued)

2020-21	St	FG	3P	FT	Reb	F	Pt	A	To	Bk	S	M
at Kentucky		1-2	0-0	0-0	0-0-0	2	2	0	0	0	0	3
Georgia					DNP							
at LSU		1-1	0-0	0-0	1-1-2	0	2	0	0	0	0	7
South Carolina		0-0	0-0	0-0	1-3-4	0	0	1	0	0	0	18
Kentucky		1-1	0-0	0-0	0-2-2	2	2	0	0	0	1	11
at Vanderbilt		2-2	0-0	0-0	1-1-2	0	4	0	0	0	1	4
at Auburn		0-0	0-0	0-0	1-0-1	1	0	0	0	1	0	4
Florida		0-0	0-0	0-0	0-0-0	1	0	0	0	0	1	2
vs. Florida					DNP							
vs. Alabama		0-1	0-0	0-0	0-0-0	0	0	0	1	1	0	3
vs. Oregon State		0-0	0-0	0-0	1-0-1	0	0	0	1	1	0	6

2021-22	St	FG	3P	FT	Reb	F	Pt	A	To	Bk	S	M
UT Martin	f	4-10	1-3	2-2	5-9-14	5	11	1	1	2	2	27
ETSU	f	9-14	2-2	3-4	2-6-8	0	23	1	1	0	1	24
vs. Villanova	f	0-2	0-0	0-0	2-4-6	3	0	1	2	0	0	27
vs. North Carolina	f	3-6	1-1	0-0	1-5-6	5	7	3	3	1	1	17
Tennessee Tech	f	8-8	2-2	0-0	1-3-4	2	18	1	1	1	0	29
Presbyterian	f	1-2	0-0	0-0	1-2-3	1	2	1	3	2	1	18
at Colorado	f	1-5	0-2	1-3	2-3-5	1	3	0	1	2	1	13
vs. Texas Tech	f	1-3	0-0	0-0	1-2-3	1	2	1	0	2	0	14
UNC Greensboro	f	3-6	1-3	0-0	1-2-3	1	7	0	0	0	1	18
USC Upstate	f	9-10	2-2	1-1	3-5-8	1	21	1	1	1	0	21
Arizona	f	1-5	0-0	0-0	2-5-7	3	2	1	4	3	1	20
at Alabama	f	6-17	1-4	2-2	4-5-9	1	15	1	0	1	0	32
Ole Miss	f	5-7	1-1	2-3	1-1-2	1	13	3	1	1	0	30
at LSU	f	2-6	0-2	5-6	2-5-7	3	9	2	2	2	1	31
South Carolina	f	2-5	0-0	2-4	1-3-4	4	6	1	3	0	0	10
at Kentucky	f	3-4	0-0	0-0	0-0-0	0	6	1	3	1	0	16
at Vanderbilt	f	2-6	0-3	3-4	1-6-7	3	7	1	1	1	1	22
LSU	f	0-1	0-0	0-0	1-3-4	2	0	2	3	0	0	16
Florida	f	3-7	0-0	0-0	1-3-4	1	6	3	1	0	0	22
at Texas	f	3-10	0-0	3-5	3-5-8	2	9	1	1	0	0	22
Texas A&M	f	6-10	1-2	2-2	4-3-7	3	15	0	1	3	0	27
at South Carolina	f	3-7	1-2	0-0	1-4-5	1	7	1	0	2	0	17
at Miss. State					INJ							
Vanderbilt					INJ							
Kentucky					INJ							
at Arkansas					INJ							
at Missouri					INJ							
Auburn					INJ							
at Georgia					INJ							
Arkansas					INJ							
vs. Miss. State					INJ							
vs. Kentucky					INJ							
vs. Texas A&M					INJ							
vs. Longwood					INJ							
vs. Michigan					INJ							

UROŠ PĽAVŠIĆ

2019-20	St	FG	3P	FT	Reb	F	Pt	A	To	Bk	S	M
<i>Gained eligibility midseason</i>												
UNC Asheville					INACTIVE							
Murray State					INACTIVE							
vs. Washington					INACTIVE							
Alabama State					INACTIVE							
Chattanooga					INACTIVE							
vs. Florida State					INACTIVE							
vs. VCU					INACTIVE							
Florida A&M					INACTIVE							
Memphis					INACTIVE							
at Cincinnati					INACTIVE							
Jacksonville State					INACTIVE							
Wisconsin					INACTIVE							
LSU					INACTIVE							
at Missouri					INACTIVE							
South Carolina					INACTIVE							
at Georgia		2-6	0-0	1-3	1-2-3	2	5	0	1	0	0	17
at Vanderbilt		2-3	0-0	0-0	1-0-1	3	4	0	1	0	1	10
Ole Miss		2-3	0-0	0-0	0-0-0	1	4	0	1	0	0	11
at Kansas		0-0	0-0	0-0	0-0-0	1	0	0	0	0	0	4

Texas A&M		0-0	0-0	0-0	0-0-0	1	0	0	0	0	0	2
at Mississippi State	f	6-12	0-0	4-6	2-1-3	3	16	2	0	0	0	26
at Alabama	f	1-5	0-0	1-2	2-1-3	4	3	0	0	0	1	9
Kentucky	f	1-3	0-0	0-0	1-0-1	3	2	0	1	0	0	11
Arkansas		0-2	0-0	0-0	0-1-1	0	0	0	0	0	0	4
at South Carolina		0-0	0-0	0-0	0-0-0	2	0	0	0	3	0	2
Vanderbilt		0-2	0-0	0-0	0-1-1	0	0	0	0	0	0	4
at Auburn		0-0	0-0	0-0	0-0-0	0	0	0	0	0	0	5
at Arkansas		2-2	0-0	4-4	1-0-1	1	8	0	0	0	0	16
Florida		0-0	0-0	0-0	0-1-1	2	0	1	1	0	0	3
at Kentucky		0-0	0-0	0-0	0-0-0	2	0	0	1	0	0	2
Auburn		0-0	0-0	0-0	0-0-0	0	0	0	0	0	0	1

2020-21	St	FG	3P	FT	Reb	F	Pt	A	To	Bk	S	M
Colorado		0-1	0-0	0-0	0-0-0	0	0	0	0	0	0	1
Cincinnati					DNP							
Appalachian State		0-1	0-0	1-2	2-0-2	0	1	0	0	1	0	5
Tennessee Tech		2-4	0-0	0-0	0-1-1	0	4	0	1	0	0	6
Saint Joseph's		0-0	0-0	1-2	0-1-1	0	1	2	0	1	0	4
USC Upstate		0-0	0-0	0-0	0-1-1	0	0	0	0	0	0	4
at Missouri		0-1	0-0	1-2	0-0-0	0	1	0	0	0	0	3
Alabama					DNP							
Arkansas		0-0	0-0	0-0	0-0-0	0	0	0	0	0	0	2
at Texas A&M					DNP							
Vanderbilt		1-1	0-0	0-0	0-1-1	1	2	0	0	1	0	2
at Florida		0-0	0-0	0-1	0-1-1	0	0	0	0	0	0	5
Missouri					DNP							
Mississippi State					DNP							
Kansas		0-0	0-0	0-0	0-0-0	0	0	0	0	0	0	1
at Ole Miss					DNP							
at Kentucky		0-0	0-0	0-0	1-0-1	1	0	0	0	0	0	3
Georgia					DNP							
LSU					DNP							
South Carolina		1-2	0-0	0-1	2-0-2	0	2	1	0	0	0	2
Kentucky					DNP							
at Vanderbilt					DNP							
at Auburn					DNP							
Florida		0-0	0-0	0-0	0-0-0	0	0	0	0	0	0	1
vs. Florida		1-1	0-0	0-0	1-0-1	1	2	0	0	0	0	5
vs. Alabama		2-4	0-0	0-0	2-1-3	2	4	2	1	0	1	17
vs. Oregon State	f	0-0	0-0	1-2	2-1-3	0	1	0	0	0	0	10

2021-22	St	FG	3P	FT	Reb	F	Pt	A	To	Bk	S	M
UT Martin	f	3-6	0-0	0-1	1-0-1	3	6	1	1	1	0	16
ETSU		2-2	0-0	0-0	0-0-0	1	4	0	0	0	0	7
vs. Villanova		0-0	0-0	0-0	1-1-2	3	0	0	2	0	0	5
vs. North Carolina		2-3	0-1	0-0	0-2-2	3	4	2	0	0	1	13
Tennessee Tech		1-2	0-0	0-0	0-0-0	1	2	0	0	0	0	6
Presbyterian		0-1	0-0	0-0	2-2-4	1	0	2	1	0	0	15
at Colorado		2-2	0-0	0-0	1-0-1	2	4	0	1	0	1	5
vs. Texas Tech		1-1	0-0	0-0	0-1-1	1	2	0	0	0	0	10
UNC Greensboro		1-1	0-0	0-0	2-2-4	1	2	0	1	0	0	9
USC Upstate		3-4	0-0	1-2	2-1-3	0	7	0	3	0	0	13
Arizona		1-1	0-0	0-0	2-1-3	0	2	1	0	0	0	10
at Alabama	f	0-3	0-0	6-8	4-5-9	3	6	0	2	0	0	20
Ole Miss		2-4	0-0	0-0	0-3-3							

vs. Miss. State	f	2-4	0-0	0-1	1-3-4	4	4	0	1	0	0	20
vs. Kentucky	f	3-4	0-0	0-0	3-5-8	2	6	0	1	0	0	19
vs. Texas A&M	f	1-1	0-0	1-2	4-0-4	3	3	1	1	1	1	13
vs. Longwood	f	2-3	0-0	0-0	0-2-2	1	4	1	1	0	2	14
vs. Michigan	f	3-7	0-0	3-3	2-7-9	2	9	0	0	1	2	25

ISAIAH SULACK (only games played listed)

2021-22	St	FG	3P	FT	Reb	F	Pt	A	To	Bk	S	M
ETSU		0-1	0-0	0-0	0-0-0	0	0	0	0	0	0	2
Presbyterian		0-0	0-0	0-0	0-0-0	0	0	0	0	0	0	2
UNC Greensboro		0-0	0-0	0-0	0-0-0	0	0	0	0	0	0	1

SANTIAGO VESCOVI

2019-20	St	FG	3P	FT	Reb	F	Pt	A	To	Bk	S	M
<i>Enrolled midseason (January)</i>												
LSU	g	6-13	6-9	0-0	1-5-6	3	18	4	9	0	1	32
at Missouri	g	3-4	2-3	4-4	1-3-4	3	12	2	5	1	1	19
South Carolina	g	2-6	2-6	7-8	0-3-3	4	13	3	7	0	1	22
at Georgia	g	3-7	1-4	0-0	1-2-3	1	7	3	2	0	0	25
at Vanderbilt	g	2-6	1-3	0-0	0-4-4	3	5	2	5	0	0	25
Ole Miss	g	1-5	1-5	0-0	1-3-4	3	3	4	2	0	2	22
at Kansas	g	4-9	1-5	0-1	0-5-5	5	9	3	0	0	1	32
Texas A&M	g	2-9	1-6	5-6	0-0-0	3	10	6	2	0	2	37
at Mississippi State	g	6-14	4-9	0-1	1-3-4	3	16	5	3	0	1	31
at Alabama	g	2-15	1-5	3-4	3-5-8	2	8	5	1	0	3	38
Kentucky	g	5-13	4-11	4-4	1-2-3	2	18	2	3	0	1	39
Arkansas	g	6-10	3-4	5-6	0-1-1	5	20	8	3	0	1	30
at South Carolina	g	2-8	2-5	1-3	0-4-4	4	7	5	4	0	3	31
Vanderbilt	g	5-11	2-6	2-2	0-4-4	2	14	7	6	0	2	38
at Auburn	g	3-10	1-5	3-3	1-0-1	4	10	3	5	0	2	18
at Arkansas	g	3-8	0-4	0-0	0-1-1	4	6	0	5	0	0	37
Florida	g	3-5	1-2	4-5	0-1-1	3	11	4	1	1	0	34
at Kentucky	g	1-7	0-3	2-2	0-4-4	3	4	2	3	0	1	30
Auburn	g	4-9	3-5	2-2	0-2-2	4	13	2	1	1	1	35

2020-21	St	FG	3P	FT	Reb	F	Pt	A	To	Bk	S	M
Colorado	g	3-5	3-4	2-2	0-2-2	2	11	5	3	0	2	33
Cincinnati	g	2-6	1-4	2-2	0-5-5	3	7	3	1	1	0	28
Appalachian State	g	2-5	1-4	0-0	1-3-4	4	5	4	1	0	2	25
Tennessee Tech	g	0-4	0-3	0-0	0-4-4	4	0	3	1	0	0	21
Saint Joseph's	g	4-9	4-8	4-4	1-6-7	3	16	5	1	0	1	28
USC Upstate	g	3-6	3-6	0-0	0-0-0	1	9	8	2	0	0	27
at Missouri	g	5-7	3-4	2-2	0-3-3	2	15	1	3	0	0	26
Alabama	g	5-15	3-8	0-0	1-3-4	4	13	1	1	0	0	34
Arkansas	g	1-7	0-4	2-2	0-2-2	3	4	3	2	0	3	24
at Texas A&M	g	8-13	6-10	1-3	0-5-5	2	23	3	1	0	2	36
Vanderbilt	g	1-5	1-5	5-6	2-2-4	2	8	3	2	0	1	31
at Florida	g	2-8	1-6	2-2	0-3-3	1	7	1	1	0	3	23
Missouri	g	1-3	1-1	0-4	1-2-3	1	3	4	4	0	1	38
Mississippi State	g	2-8	2-7	2-2	1-6-7	2	8	2	3	0	4	31
Kansas	g	3-4	1-1	0-0	0-6-6	1	7	1	1	0	0	31
at Ole Miss	g	1-4	1-4	0-0	0-2-2	4	3	3	2	0	1	28
at Kentucky	g	1-3	1-2	0-0	0-2-2	2	3	5	3	0	1	24
Georgia	g	4-9	3-7	8-8	0-6-6	4	19	3	5	0	1	35
at LSU	g	4-9	3-8	2-2	0-3-3	2	13	2	2	0	1	29
South Carolina	g	2-7	2-7	2-2	0-5-5	2	8	5	3	0	0	28
Kentucky	g	1-5	0-3	0-0	0-5-5	2	2	4	1	0	0	30
at Vanderbilt	g	1-4	1-4	0-0	0-5-5	1	3	1	1	0	1	27
at Auburn	g	2-6	2-5	0-0	0-1-1	3	6	2	0	0	1	26
Florida	g	2-6	0-4	2-2	1-3-4	0	6	2	2	0	0	32
vs. Florida	g	4-9	4-9	2-4	0-1-1	0	14	5	2	0	1	31
vs. Alabama	g	3-7	3-6	2-2	0-5-5	3	4	4	2	0	3	29
vs. Oregon State	g	4-9	3-8	0-0	0-3-3	4	11	1	1	0	3	35

2021-22	St	FG	3P	FT	Reb	F	Pt	A	To	Bk	S	M
UT Martin	g	6-13	6-11	2-4	1-4-5	3	20	2	1	0	0	27
ETSU	g	3-11	1-7	0-0	1-3-4	3	7	2	3	0	2	25
vs. Villanova	g	7-17	4-12	5-5	2-4-6	4	23	1	3	0	3	27
vs. North Carolina	g	6-12	3-6	2-3	2-7-9	2	17	3	2	0	2	31
Tennessee Tech	g	4-12	3-10	2-2	2-5-7	3	13	7	1	0	3	34
Presbyterian	g	6-11	1-5	0-0	0-2-2	3	13	4	0	0	1	24
at Colorado	g	5-5	3-3	0-0	0-1-1	3	13	2	1	0	0	23

vs. Texas Tech	g	3-14	2-10	1-2	0-5-5	4	9	1	0	0	2	34
UNC Greensboro	g	4-7	2-5	0-0	0-2-2	2	10	8	0	0	4	24
USC Upstate	g	2-6	2-4	0-0	1-2-3	3	6	4	1	0	3	16
Arizona	g	5-16	3-12	2-3	0-5-5	4	15	1	2	0	1	32
Ole Miss	g	5-12	4-10	3-3	1-5-6	0	17	5	2	0	3	42
at LSU	g	3-7	3-7	5-7	0-5-5	2	14	3	1	0	1	34
South Carolina	g	5-12	2-9	2-5	1-2-3	1	14	5	4	0	2	34
at Kentucky	g	7-10	4-6	2-2	1-2-3	1	20	1	2	0	2	27
at Vanderbilt	g	3-8	3-5	5-6	2-4-6	4	14	0	2	2	1	27
LSU	g	5-11	5-11	1-2	1-5-6	0	16	5	4	0	1	38
Florida	g	6-10	5-8	6-6	0-3-3	2	23	4	2	0	0	28
at Texas	g	1-8	0-5	1-2	1-4-5	4	3	4	1	0	3	37
Texas A&M	g	4-8	4-8	1-3	1-2-3	2	13	5	1	0	2	33
at South Carolina	g	4-10	3-8	2-2	1-3-4	3	13	1	2	0	1	23
at Miss. State	g	4-9	3-6	0-0	2-3-5	0	11	7	1	0	1	37
Vanderbilt	g	3-8	3-6	1-2	1-2-3	4	10	1	0	0	0	26
Kentucky	g	6-12	2-4	4-6	0-4-4	2	18	2	0	1	1	35
at Arkansas	g	2-13	1-9	2-2	0-1-1	11	7	1	3	1	0	32
at Missouri	g	4-9	4-6	2-2	1-2-3	2	14	2	2	1	2	34
Auburn	g	3-9	2-5	6-6	1-4-5	1	14	2	4	2	1	31
at Georgia	g	3-10	3-8	2-2	0-5-5	4	11	3	2	0	1	35
Arkansas	g	4-9	3-4	4-4	0-4-4	1	15	4	4	1	2	37
vs. Miss. State	g	3-7	2-6	2-2	0-2-2	1	10	1	0	0	2	34
vs. Kentucky	g	2-8	2-7	3-4	0-5-5	3	9	3	1	0	1	37
vs. Texas A&M	g	4-9	4-9	5-5	0-3-3	2	17	5	1	0	2	35
vs. Longwood	g	6-10	6-8	0-0	0-0-0	2	18	7	1	0	4	29
vs. Michigan	g	2-7	1-5	0-0	1-3-4	3	5	2	1	0	0	38

ZAKAI ZEIGLER

2021-22	St	FG	3P	FT	Reb	F	Pt	A	To	Bk	S	M
UT Martin	g	1-5	0-2	1-2	1-0-1	0	3	4	1	0	0	13
ETSU	g	2-4	0-1	0-0	0-0-0	0	4	1	2	0	0	10
vs. Villanova	g	3-4	1-1	0-0	0-1-1	0	7	1	2	0	0	7
vs. North Carolina	g	7-10	3-5	1-1	0-2-2	3	18	5	0	0	0	27
Tennessee Tech	g	1-6	0-4	2-2	0-4-4	2	4	4	1	0	1	26
Presbyterian	g	3-5	2-3	1-1	0-0-0	0	9	1	2	0	2	14
at Colorado	g	1-6	0-4	0-0	0-3-3	2	2	3	2	0	1	16
vs. Texas Tech	g	3-10	1-7	2-4	0-2-2	4	9	1	0	1	0	30
UNC Greensboro	g	3-9	3-6	0-0	0-2-2	1	9	2	1	0	2	21
USC Upstate	g	1-4	1-2	0-0	0-2-0	0	3	5	0	0	1	17
Arizona	g	1-3	1-1	0-0	0-0-0	2	3	1	0	0	1	12
at Alabama	g	2-7	0-3	7-8	0-1-1	4	11	4	4	0	2	27
Ole Miss	g	3-11	2-8	0-0	1-4-5	1	8	3	2	0	5	28
at LSU	g	1-3	1-2	0-0	1-0-1	1	3	0	1	0	0	11
South Carolina	g	5-8	1-3	0-0	0-1-1	2	11	4	2	0	4	22
at Kentucky	g	1-4	0-2	0-0	0-1-1	1	2	2	2	0	0	17
at Vanderbilt	g	0-8	0-3	11-12	0-3-3	1	11	2	0	0	4	27
LSU	g	1-4	1-4	2-2	1-2-3	2	5	1	2	0	0	17
Florida	g	4-7	3-5	0-0	1-5-6	3	11	4	2	1	2	26
at Texas	g	4-9	2-4	2-2	0-3-3	4	12	0	0	0	0	17
Texas A&M	g	4-10	2-6	4-5	0-1-1	1	14	3	1	0	2	27
at South Carolina	g	6-13	4-5	2-2	0-2-2	3	18	3	3	0	3	27
at Miss. State	g	2-4	1-2	6-6	0-0-0	2	11	2	3	0	5	16
Vanderbilt	g	5-10	3-5	5-5	0-2-2	2	16	5	0	1	2	28
Kentucky	g	4-8	2-4	4-4	0-1-1	2	14	4	3	1	4	29
at Arkansas	g	2-8	2-3	6-6	0-2-2	2	12	0	2	0	3	33
at Missouri	g	2-5	0-2	2-2	0-2-2	3	6	2	2	0	0	22
Auburn	g	2-9	1-3	8-9	0-2-2	1	13	0	2	0	3	30
at Georgia	g	1-7	0-4	0-0	0-1-1	0	2	3	2	0	0	19
Arkansas	g	4-12	2-5	3-6	0-5-5	1	13	6	4	0	1	30
vs. Miss. State	g	5-10	1-3	0-0	0-1-1	2	11	8	1	0	3	29</

OUR SCIENTISTS
DEFINE THE LAWS
OF PHYSICS.
OUR ATHLETES
DEFY THEM.



IT JUST MEANS MORE™

SECSports.com



STAFF



RICK BARNES

► BARNES' HEAD COACHING RECORD

Year	School	Overall	Conference	Finish	Postseason	Ranking
1987-88	George Mason	20-10 .667	9-5 .643	T-2nd		-/-
1988-89	Providence	18-11 .621	7-9 .438	T-6th	NCAA Tournament First Round	-/-
1989-90	Providence	17-12 .586	8-8 .500	T-6th	NCAA Tournament First Round	-/-
1990-91	Providence	19-13 .594	7-9 .438	T-7th	NIT Quarterfinals	-/-
1991-92	Providence	14-17 .452	6-12 .333	9th		-/-
1992-93	Providence	20-13 .606	9-9 .500	T-4th	NIT Semifinals	-/-
1993-94	Providence	20-10 .667	10-8 .556	T-4th	NCAA Tournament First Round	-/-
1994-95	Clemson	15-13 .536	5-11 .313	T-6th	NIT First Round	-/-
1995-96	Clemson	18-11 .621	7-9 .438	6th	NCAA Tournament First Round	-/-
1996-97	Clemson	23-10 .697	9-7 .563	4th	NCAA Tournament Sweet Sixteen	14/8
1997-98	Clemson	18-14 .563	7-9 .438	T-4th	NCAA Tournament First Round	-/-
1998-99	Texas	19-13 .594	13-3 .813	1st	NCAA Tournament First Round	-/-
1999-00	Texas	24-9 .727	13-3 .813	2nd	NCAA Tournament Second Round	15/21
2000-01	Texas	25-9 .735	12-4 .750	T-2nd	NCAA Tournament First Round	18/-
2001-02	Texas	22-12 .647	10-6 .625	T-3rd	NCAA Tournament Sweet Sixteen	-/T18
2002-03	Texas	26-7 .788	13-3 .813	2nd	NCAA Tournament Final Four	5/3
2003-04	Texas	25-8 .758	12-4 .750	T-2nd	NCAA Tournament Sweet Sixteen	12/10
2004-05	Texas	20-11 .645	9-7 .563	T-5th	NCAA Tournament First Round	-/-
2005-06	Texas	30-7 .811	13-3 .813	T-1st	NCAA Tournament Elite Eight	9/9
2006-07	Texas	25-10 .714	12-4 .750	3rd	NCAA Tournament Second Round	11/16
2007-08	Texas	31-7 .816	13-3 .813	T-1st	NCAA Tournament Elite Eight	7/5
2008-09	Texas	23-12 .657	9-7 .563	T-4th	NCAA Tournament Second Round	-/23
2009-10	Texas	24-10 .706	9-7 .563	T-6th	NCAA Tournament First Round	-/-
2010-11	Texas	28-8 .778	13-3 .813	2nd	NCAA Tournament Third Round	8/16
2011-12	Texas	20-14 .588	9-9 .500	6th	NCAA Tournament Second Round	-/-
2012-13	Texas	16-18 .471	7-11 .389	7th	CBI Opening Round	-/-
2013-14	Texas	24-11 .686	11-7 .611	T-3rd	NCAA Tournament Third Round	-/-
2014-15	Texas	20-14 .588	8-10 .444	T-6th	NCAA Tournament Second Round	-/-
2015-16	Tennessee	15-19 .441	6-12 .333	12th		-/-
2016-17	Tennessee	16-16 .500	8-10 .444	9th		-/-
2017-18	Tennessee	26-9 .743	13-5 .722	T-1st	NCAA Tournament Second Round	13/16
2018-19	Tennessee	31-6 .838	15-3 .833	T-2nd	NCAA Tournament Sweet Sixteen	6/5
2019-20	Tennessee	17-14 .548	9-9 .500	8th	<i>All postseason events canceled</i>	-/-
2020-21	Tennessee	18-9 .667	10-7 .588	4th	NCAA Tournament First Round	-/-
2021-22	Tennessee	27-8 .771	14-4 .778	T-2nd	NCAA Tournament Second Round	5/15
OVERALL 35 Seasons		754-395 .656	345-240 .590			



RICK BARNES

HEAD COACH

Eighth Season at Tennessee

Hickory, North Carolina

Lenoir-Rhyne University, 1977

Tennessee’s fortunes on the hardwood have never looked brighter, as Rick Barnes, the most decorated and accomplished head coach in school history, has led the Volunteers to new heights in his seven seasons on Rocky Top. The 2022-23 campaign will be his eighth at Tennessee and his 36th as a head coach.

Barnes was the 2019 Naismith College Coach of the Year after guiding Tennessee to a school-record-tying 31 wins and a Sweet Sixteen appearance in 2018-19. The Vols also authored a program-record 19-game win streak, logged three wins over top-five opponents and spent a month ranked atop both major top-25 polls.

Tennessee spent the entire 2018-19 season ranked in the top 10 and earned a year-end ranking of No. 5 in the coaches’ poll. That team set single-season school records for assists and blocks and was the first UT team to score more than 3,000 points.

In 2021-22, the Vols once again spent the entire season ranked in the top 25—ascending to a high of No. 5 in the postseason poll. Barnes guided those Vols to the program’s first SEC Tournament championship in 43 years.

“Rick has built an incredible culture within our men’s basketball program that has spread throughout Vol Nation,” Director of Athletics Danny White said after announcing a contract extension for Barnes in March of 2022. “I’ve had a blast watching the best fanbase in the country embrace this team and create the most electric environment in college basketball. Coach Barnes’ leadership is steady, and his players exude high character. They take pride in representing our university and the state of Tennessee with class and an unrivaled competitive drive.

“I can’t overstate how fortunate we are to have Rick Barnes leading our program. I am unbelievably excited about our bright future as we chase future championships on the hardwood.”

Over the past five seasons, Barnes—who is under contract through 2026-27—has directed the Big Orange to a 119-46 record, and the Vols have made four straight NCAA Tournament appearances. Three times during that span, Tennessee has finished among the top 10 nationally in KenPom’s defensive efficiency ratings (sixth in 2018, fourth in 2021 and third in 2022).

The Vols authored a school-record streak of 35 straight appearances in the AP Top 25 poll from 2018 through 2019. Through Barnes’ first seven seasons in Knoxville, Tennessee has spent 73 total weeks in the AP Top 25, including 27 weeks in the top 10.

Additionally, a McDonald’s All-American has signed with Tennessee for four straight years—Josiah-Jordan James in 2019, Jaden Springer in 2020, Kennedy Chandler in 2021 and Julian Phillips in 2022—bringing Barnes’ career total to 19.

The marriage of Barnes’ Hall of Fame-worthy résumé—highlighted by more than 750 career Division I head

PERSONAL INFORMATION

Born: July 17, 1954
 Hometown: Hickory, N.C.
 Education: Lenoir-Rhyne, 1977
 Wife: Candy
 Children: Nick (wife Rachel) and Carley (husband Josh)
 Grandchildren: Avery, Caleb, Emma, Isla and Everett

PLAYING EXPERIENCE

1969-1973 Hickory High School
 1973-77 Lenoir-Rhyne University

HEAD COACHING EXPERIENCE

1977-78	North State Academy	Assistant Coach
1978-80	Davidson	Assistant Coach
1980-85	George Mason	Assistant Coach
1985-86	Alabama	Assistant Coach
1986-87	Ohio State	Assistant Coach
1987-88	George Mason	Head Coach
1988-94	Providence	Head Coach
1994-98	Clemson	Head Coach
1998-15	Texas	Head Coach
2015-	Tennessee	Head Coach

coaching wins, the sixth-most among active coaches—and Tennessee’s world-class facilities, fervent fan base and outstanding athletic and academic resources, clearly has the Vols poised to consistently compete for championships.

Tennessee was picked to finish 13th in the 14-team SEC prior to the 2017-18 campaign, but Barnes and his staff not only guided the Big Orange to the 2018 regular-season SEC Championship, but also to the title game of the SEC Tournament, a No. 3 seed in the NCAA Tournament and a 26-9 record.

Barnes was named the 2018 SEC Coach of the Year and was runner-up for Naismith National Coach of the Year after Tennessee became one of only eight “Power Five” teams to increase its overall wins total by 10 or more games from 2016-17. The Vols also were one of only eight “Power Five” programs to win at least 13 games away from home in 2017-18, leading to a year-end RPI of No. 10 while playing the 11th-toughest schedule in the country.

Several of Barnes’ players have collected hardware in recent years. First-round NBA Draft Pick Grant Williams earned unanimous consensus first-team All-America status in 2019 and became the first player since 1995 to be named SEC Player of the Year in back-to-back seasons.

Admiral Schofield claimed All-SEC honors each of his last two seasons, including first-team acclaim in 2019. Point guard Jordan Bone dished out 215 assists on his way to second-team All-SEC honors in 2019, and fellow guard Lamonté Turner was named the SEC Co-Sixth Man of the

OUTLOOK

PLAYERS

STAFF

REVIEW

RESULTS

RECORDS

HONORS

POSTSEASON

VOLMANAC

MEDIA INFO



HEAD COACH RICK BARNES

Year in 2018. Yves Pons in 2020 became the first Vol ever named SEC Defensive Player of the Year. And in 2022, All-SEC freshman point guard Chandler became just the second Vol ever to be named SEC Tournament MVP.

Schofield and Bone joined Williams as 2019 NBA Draft picks. And Pons, in 2021, became just the second Vol in school history to earn back-to-back SEC All-Defensive Team honors.

After Keon Johnson and Springer were each selected in the first round of the 2021 NBA Draft, Barnes' total number of one-and-done selections rose to seven. That duo also gave Tennessee five NBA Draft picks over a three-year span.

The 2018 Volunteers spent 14 straight weeks in national top-25 polls and finished the season ranked 13th in the Associated Press poll and 16th in the coaches' poll. The team finished the season rated sixth nationally in defensive efficiency while leading the SEC in scoring defense (65.7 ppg) and assists per game (15.7).

In 2016-17, Barnes took an undersized roster that featured only three upperclassmen and exceeded preseason expectations, as well as the previous year's overall and SEC win totals. Williams' stellar play highlighted the collective contributions of the highest-scoring freshman class in program history (1,040 points). Freshmen led the 2016-17 team in nine different statistical categories and were responsible for 44 percent of the squad's scoring.

In 2015-16, Barnes' first Tennessee squad was

BARNES PLAYER DEVELOPMENT

NBA DRAFT PICKS (30)

YEAR	PLAYER, POS.	ROUND (OVERALL)	TEAM
1990	Abdul Shamsid-Deen, C	Second (53)	Seattle
1991	Eric Murdock, G	First (21)	Utah
1994	Dickey Simpkins, F	First (21)	Chicago
1994	Michael Smith, F	Second (35)	Sacramento
1995	Eric Williams, F	First (14)	Boston
1995	Troy Brown, F	Second (45)	Atlanta
1998	Greg Buckner, G	Second (53)	Dallas
1999	Kris Clack, F	Second (55)	Boston
2000	Chris Mihm, C	First (7)	Chicago
2002	Chris Owens, F	Second (48)	Milwaukee
2003	T.J. Ford, G	First (8)	Milwaukee
2004	Royal Ivey, G	Second (37)	Atlanta
2006	LaMarcus Aldridge, F/C	First (2)	Chicago
2006	P.J. Tucker, G/F	Second (35)	Toronto
2006	Daniel Gibson, G	Second (42)	Cleveland
2007	Kevin Durant, F	First (2)	Seattle
2008	D.J. Augustin, G	First (9)	Charlotte
2010	Avery Bradley, G	First (19)	Boston
2010	Damion James, F	First (24)	Atlanta
2010	Dexter Pittman, C	Second (32)	Miami
2011	Tristan Thompson, F	First (4)	Cleveland
2011	Jordan Hamilton, G/F	First (26)	Dallas
2011	Cory Joseph, G	First (29)	San Antonio
2015	Myles Turner, C	First (11)	Indiana
2019	Grant Williams, F	First (22)	Boston
2019	Admiral Schofield, G/F	Second (42)	Philadelphia
2019	Jordan Bone, G	Second (57)	New Orleans
2021	Keon Johnson, G	First (21)	New York
2021	Jaden Springer, G	First (28)	Philadelphia
2022	Kennedy Chandler, G	Second (38)	San Antonio

Barnes' 30 NBA Draft picks boast combined basketball earnings in excess of \$1 billion (not including endorsements).

undersized—with an average roster height of 6-4—but he guided those Volunteers to multiple wins over ranked teams and victories over traditional rivals Florida, Kentucky and Vanderbilt.

That season, Barnes personally worked with guard Kevin Punter Jr. on a complete mechanical overhaul of his jump shot, and that endeavor paid huge dividends for the senior, as Punter more than doubled his scoring average from his junior year and finished the season as the nation's 13th-leading scorer with 22.2 points per game. Punter's field-goal percentage also rose from .419 to .460 as he earned 2016 All-SEC honors.

In fitting with UT's mantra of "comprehensive excellence," Barnes' commitment to his players' academic achievement cannot be overstated. His teams have posted a perfect 1,000 score in five of the last six multi-year APR reports as well as perfect single-year APR scores every year from 2005-06 through 2014-15.

Immediately prior to Barnes' arrival on Rocky Top, he oversaw a prolific, 17-year run at Texas that included 16 trips to the NCAA Tournament.

In 35 overall seasons as a Division I head coach, Barnes has led his teams to 26 total NCAA Tournament berths, seven Sweet Sixteens, three Elite Eights and one Final Four in 2003.

In 2019, he became just the third head coach ever to lead three different Division I programs to the Sweet Sixteen (Clemson, Texas and Tennessee).

He boasts coaching experience in the Southeastern Conference (Alabama assistant, 1985-86), Big 10 (Ohio State assistant, 1986-87), Colonial Athletic Association (George Mason head coach, 1987-88), Big East (Providence head coach, 1988-1994), Atlantic Coast Conference (Clemson head coach, 1994-98) and Big 12 (Texas head coach, 1998-2015).

His success on the sidelines is simply staggering. He coached Providence to three NCAA Tournament berths in six seasons. He then guided Clemson to the Big Dance three times in four years. And his 17-season stint at Texas featured 16 NCAA appearances.

Not only do his players find themselves perennially positioned to play for national championships, but they also carry themselves with a top-25 swagger. Barnes' teams have spent 289 total weeks in the Associated Press Top 25, including 125 weeks in the Top 10. Tennessee spent four weeks at No. 1 in 2019—the longest stint atop the polls in program history. His Texas squad earned the program's first-ever No. 1 national ranking on Jan. 11, 2010. And he had previously coached Clemson to a No. 2 national ranking—the highest in that school's history—during the 1996-97 campaign.

On the flipside, Barnes has collected 120 career wins over top-25 opponents. And his squads have toppled top-10 teams a total of 45 times.

In his seven years at Tennessee, the Vols are 10-7 against rival Kentucky, 5-2 vs. the Wildcats in Knoxville and have three wins at Rupp Arena.

Nationally respected in player development, Barnes is one of only two coaches in the nation that can claim two different National Players of the Year in the last 19 seasons (T.J. Ford in 2003 and Kevin Durant in 2007). Barnes also has produced five consensus first-team All-Americans and three National Freshman of the Year honorees.

Barnes has coached 30 total NBA Draft picks, including 17 first-round selections—three of them Vols. And he has coached nine NBA champions who have combined to win 11 rings.

Durant—who has referred to Barnes as "more than a

coach,” but also a “father figure”—was the No. 2 overall pick in the 2007 NBA Draft. Durant has won an NBA Most Valuable Player Award, four NBA scoring titles, the NBA Rookie of the Year Award, and is a two-time Olympic gold medalist and NBA Finals MVP.

In May of 2022, Barnes was selected as chair of the NCAA Men’s Basketball Rules Committee after serving on the committee for multiple years.

A native of Hickory, N.C., Barnes was born on July 17, 1954. He was a standout player at Hickory High, from which he graduated in 1973. Barnes moved on to Lenoir-Rhyne College (Hickory, N.C.), where he lettered for three seasons and won the Captain’s Award for Leadership as both a junior and senior.

He earned a bachelor’s degree in health and physical education from Lenoir-Rhyne in 1977 and was named the college’s Distinguished Alumnus in 1997. Barnes was inducted into the Lenoir-Rhyne College Hall of Fame on Oct. 5, 2002, and received an honorary Doctor of Humane Letters degree from Lenoir-Rhyne on May 7, 2005.

He and his wife, Candy—who is also a Hickory native—have a son, Nick, and a daughter, Carley. Carley and her husband, Josh Lickteig, have four children: Avery, Caleb, Emma and Isla. Nick and his wife, Rachel, have a son, Everett.



OUTLOOK

PLAYERS

STAFF

REVIEW

RESULTS

RECORDS

HONORS

POSTSEASON

VOLMANAC

MEDIA INFO





JUSTIN GAINEY

ASSOCIATE HEAD COACH

Second Season at Tennessee

High Point, North Carolina

NC State, 2000

@CoachGainey

PERSONAL INFORMATION

Born: March 19, 1977, in High Point, N.C.
 Hometown: High Point, N.C.
 College: NC State, 2000
 Wife: Courtney
 Children: Jordan, Jayson and Jaxson

PLAYING EXPERIENCE

1993-97 Greensboro Day School
 1997-2000 NC State
 2000-01 Woerthersee (Austria)
 2001-02 Olympique D' Antibes (France)
 2002-03 Pennsylvania (USBL)

COACHING EXPERIENCE

2006-08	NC State	Admin. Coordinator
2008-09	NC State	Director of Operations
2009-10	Elon	Assistant Coach
2010-14	Appalachian State	Assistant Coach
2014-17	Marquette	Director of Operations
2017-18	Santa Clara	Assistant Coach
2018-20	Arizona	Assistant Coach
2020-21	Marquette	Associate Head Coach
2021-22	Tennessee	Assistant Coach
2022-	Tennessee	Associate Head Coach

After spending his first season on the Tennessee staff as an assistant coach, Justin Gainey was promoted to the role of associate head coach entering the 2022-23 campaign.

One of Rick Barnes' most critical recruiting wins following the 2020-21 season was securing the services of Gainey, a proven veteran with previous coaching experience in the ACC, Pac-12, Big East and beyond.

Gainey boasts 16 years of Division I coaching and administrative experience.

"I coached against Justin when he was the point guard at NC State," Barnes said. "He was an incredibly tough competitor then, and he has that same tenacity now as a coach. Justin has a passion for on-court player development that fits well with our staff. Our players are going to love working with him to grow their game."

"He's proven that he can recruit effectively nationwide, and we're particularly excited about his ability to maintain our strong ties throughout the state of North Carolina."

Gainey leveraged his point guard playing experience to assist in the development of All-SEC point guard, SEC Tournament MVP and NBA Draft pick Kennedy Chandler during the one-and-done freshman's outstanding debut season with the Vols in 2021-22. Chandler led UT in scoring (13.9 ppg), assists (4.7 apg) and steals (2.18 spg) while shooting 38 percent from 3-point range.

Tennessee spent the entire 2021-22 campaign ranked





in the AP Top 25, ascending to a season-high of No. 5 in the postseason poll. The Vols logged four wins over teams ranked in the top 10, boasted the nation's third-best defensive efficiency and ranked sixth nationally in assist percentage. Additionally, Gainey handled lead scouting duties for UT's victories over No. 6-ranked Arizona and No. 14-ranked Arkansas.

Immediately prior to coming to Tennessee, Gainey spent the 2020-21 season as the associate head coach at Marquette. It was his second stint on Steve Wojciechowski's staff, as he also worked with the Golden Eagles from 2014-17.

In between his stints in Milwaukee, Gainey was an assistant coach at Santa Clara in 2017-18 and Arizona from 2018-20. During his time at Arizona, he assisted in the recruitment and development of 2020 NBA Draft picks Josh Green, Zeke Nnaji and Nico Mannion.

The Wildcats led the Pac 12 in scoring in 2019-20 and owned the league's third-best scoring defense. Nnaji and Mannion earned first- and second-team All-Pac-12 honors, respectively, that season, while Nnaji also earned Pac-12 Freshman of the Year acclaim.

At Santa Clara—where Gainey joined the staff of his head coach in college, Herb Sendek—Gainey worked closely with the Broncos' perimeter players, including first-team All-West Coast Conference performer K.J. Feagin. Gainey also was instrumental in assembling a 2018 signing class rated among the 10 best mid-major classes in the country.

From 2010-14, Gainey spent four years on Jason Capel's staff at Appalachian State, immediately preceded by one season at Elon—his first in an on-court coaching role—in 2009-10.

It was at NC State, his alma mater, that Gainey began his career in coaching. He spent two seasons as an administrative coordinator before head coach Sidney Lowe elevated him to director of basketball operations for the 2008-09 campaign.

A standout college point guard, Gainey played four seasons at NC State from 1996-2000. The Wolfpack's record steadily improved throughout his career, and the program earned postseason appearances all four years. Gainey was elected team captain as a senior in 1999-2000 and led that squad to the NIT semifinals.

At the conclusion of his playing career at NC State, Gainey ranked second in program history in starts (103), fourth in steals (190), tied for fifth in games played (128) and ninth in assists (344).

He earned ACC All-Tournament Team honors as a freshman in 1997. And in the quarterfinals of his last ACC Tournament, Gainey recorded nine steals during a win over Virginia (March 10, 2000)—the mark still stands as the second-most steals in a game by a Wolfpack player.

In 1998, Greensboro (N.C.) Day School, where Gainey earned NCISAA Player of the Year honors in 1995 and 1996, retired Gainey's jersey.

Gainey received his degree in Business Administration, with a concentration in Marketing, in 2000 and earned a master's degree in Sport Management in 2006—both from NC State.

He and his wife, Courtney, have three sons, Jordan, Jayson and Jaxson. Jordan attends South Carolina Upstate, is a member of the Spartans' men's basketball team and was named the 2022 Big South Conference Freshman of the Year.

OUTLOOK

PLAYERS

STAFF

REVIEW

RESULTS

RECORDS

HONORS

POSTSEASON

VOLTMANAC

MEDIA INFO





ROD CLARK

ASSISTANT COACH

Second Season at Tennessee

Kansas City, Missouri

Lindsey Wilson College (Ky.), 2015

@CoachRodC_UT

PERSONAL INFORMATION

Born: Jan. 6, 1993
 Hometown: Kansas City, Mo.
 College: Lindsey Wilson College (Ky.), 2015
 Wife: Alexis
 Daughter: Zara

PLAYING EXPERIENCE

2011-12 Neosho Community College (Kan.)
 2012-13 Redlands Community College (Okla.)
 2013-15 Lindsey Wilson College (Ky.)

COACHING EXPERIENCE

2017-19 Sunrise Christian Acad. Assistant Coach
 2019-20 Illinois-Chicago Assistant Coach
 2020-21 Austin Peay Assistant Coach
 2021- Tennessee Assistant Coach

Rod Clark was handpicked by Rick Barnes to join the Tennessee basketball staff as an assistant coach in April of 2021. A young and energetic rising star in the profession, Clark, 29, helped the Volunteers capture an SEC Tournament championship and advance to the NCAA Tournament in his first season on Rocky Top.

"We had an opportunity to be very selective in making this hire, and I couldn't be more excited about adding Rod to our staff," Barnes said when Clark was hired. "We weren't the only high-major program who wanted him, but thankfully he wanted to be at Tennessee. He fits everything we prioritize in our program culture, and I know he is going to connect with our players in a special way."

Among the players Clark has already helped to develop are NBA standouts Kennedy Chandler (Memphis Grizzlies), Tyrese Maxey (Philadelphia 76ers) and Shaq Harrison (Utah Jazz) as well as Gonzaga All-American Drew Timme.

"Rod understands how to develop college players and make them better," former Tennessee associate head coach Mike Schwartz said. "Before transitioning to the college game, he proved himself at the highest levels of high school and grassroots basketball. In doing so, he developed a powerful recruiting network built on genuine relationships."

During Clark's first year at Tennessee, the Volunteers spent the entire season ranked in the AP Top 25, ascending to a season-high of No. 5 in the final poll. The Vols logged four wins over teams ranked in the top 10, boasted the nation's third-best defensive efficiency and saw Chandler and fellow guard Santiago Vescovi each earn All-SEC honors. Chandler, a one-and-done talent, was named SEC Tournament MVP before being selected in the 2022 NBA Draft.

A native of Kansas City, Missouri, Clark spent the 2020-21 season as an assistant coach at Austin Peay State University in Clarksville, Tennessee. The Governors posted a winning record and led the Ohio Valley Conference in offensive rebounding while ranking second in rebounding defense, third in turnover margin and fourth in scoring.

In Clark's lone season at Austin Peay, senior forward Terry Taylor was named OVC Player of the Year after finishing the season as the only player to rank among the Division I top 10 in both scoring (eighth, 21.6 ppg) and rebounding (seventh, 11.1 rpg).

Clark's first stop as a collegiate coach came in the Horizon League as an assistant coach at the University of Illinois at Chicago in 2019-20. The Flames posted impressive defensive statistics, leading the league in field-goal percentage defense, 3-point defense (14th nationally) and blocks per game. UIC finished the season with an impressive run to the 2020 Horizon League Tournament championship game.

For a two-year span from 2017-19, Clark honed his skills in player development, video breakdown and scouting as the top assistant coach at Sunrise Christian Academy in Kansas—a national prep basketball powerhouse.

In 2018, Sunrise Christian went 24-2 and finished the season ranked No. 2 nationally according to USA Today and MaxPreps. The 2019 squad followed with a 22-5 record, finished the year ranked 10th nationally and earned the program's first-ever appearance at the Geico National Tournament.

Clark also spent time as a coach with the prestigious MoKan Elite program on the Nike EYBL circuit. MoKan Elite posted a 30-7 record in 2018 and reached the semifinals at the Nike Peach Jam. He built on that experience to guide MoKan Elite to the Peach Jam championship in 2019 (with a roster that included Chandler).

Clark played his first two seasons of college basketball at Neosho Community College in Kansas and Redlands Community College in Oklahoma, respectively, before concluding his career at NAIA Lindsey Wilson College in Kentucky. He received his degree in Communications from LWC in 2015.

Clark and his wife, Alexis, reside in Knoxville. They celebrated the birth of a daughter, Zara, in July of 2021.



GREGG POLINSKY

ASSISTANT COACH

First Season at Tennessee

St. Louis, Missouri

Northern Arizona, 1981

IG: @GreggPolinsky

In March of 2022, Tennessee basketball coach Rick Barnes promoted Gregg Polinsky to an assistant coach role after Polinsky served one year on the UT staff as a volunteer analyst.

A native of St. Louis, Missouri, Polinsky was a Division I head coach at Georgia Southern from 1995-99 before transitioning to a successful scouting and front office career in the NBA.

"GP added so much to our program this season," Barnes said. "Elevating him into this role was an easy decision after observing the way he's impacted our players and staff. His knowledge of the game is so extensive, and he's spent a large chunk of his career in the NBA, which is the goal destination for most of today's players. He understands what it takes to make it there—and, more importantly—have longevity there. GP is a world-class talent evaluator and an outstanding relationship builder. He fits the culture of our program perfectly."

After serving in various scouting roles with the NBA's Brooklyn Nets for 19 years—including tenures as chief scout and director of college scouting—Polinsky was hired by the Detroit Pistons as their director of player personnel in 2018 and held that position for three years.

Polinsky's first foray into college coaching came as an assistant at Howard Junior College in Big Spring, Texas in the early 1980s. He then ascended to the Division I ranks—initially as a part-time coach and later as a full-time assistant—at Texas under Bob Weltlich.

Prior to the 1986-87 season, Polinsky accepted an assistant coaching position at Alabama—a job that opened when Barnes left Tuscaloosa for an assistant job at Ohio State. Polinsky spent nine years on staff at Alabama during the head coaching tenures of Wimp Sanderson and David Hobbs, eventually serving as associate head coach in his final year with the Crimson Tide in 1994-95.

Polinsky was a standout high school point guard at LaDue High School in St. Louis before beginning his collegiate playing career at New Mexico. He later transferred to Northern Arizona, where he completed his degree in Secondary School Education in 1981.

Polinsky and his wife, Cindy, have adult twin daughters, Abby and Brooke.

PERSONAL INFORMATION

Born:	March 15, 1958, in St. Louis, Lo.
Hometown:	St. Louis, Mo.
College:	Northern Arizona, 1981
Wife:	Cindy
Children:	Abby and Brooke

PLAYING EXPERIENCE

1973-76	LaDue High School
1976-78	New Mexico
1978-80	Northern Arizona

COACHING/SCOUTING EXPERIENCE

2017-19	Sunrise Christian Acad.	Assistant Coach
1981-83	Howard Junior College	Assistant Coach
1983-84	Texas	Part-Time Assistant Coach
1984-86	Texas	Assistant Coach
1986-94	Alabama	Assistant Coach
1994-95	Alabama	Associate Head Coach
1995-99	Georgia Southern	Head Coach
1999-2004	New Jersey Nets	Scout
2004-08	New Jersey Nets	Director of Scouting
2008-18	Brooklyn Nets	Dir. of Player Personnel
2018-20	Detroit Pistons	Dir. of Player Personnel
2020-21	Detroit Pistons	Senior Dir. of Player Personnel
2021-22	Tennessee	Volunteer Analyst
2022-	Tennessee	Assistant Coach

OUTLOOK

PLAYERS

STAFF

REVIEW

RESULTS

RECORDS

HONORS

POSTSEASON

VOLTMANAC

MEDIA INFO





GARRETT MEDENWALD

DIRECTOR OF SPORTS PERFORMANCE

Eighth Season at Tennessee

Green Bay, Wisconsin

Wisconsin-Whitewater, 2013

IG: @the_prodig_movement

PERSONAL INFORMATION

Born: Jan. 13, 1990, in Madison, Wis.
 Hometown: Green Bay, Wis.
 College: Wisconsin-Whitewater, 2013
 Wife: Brittany
 Son: Case

COACHING EXPERIENCE

2012-14	Texas	Graduate Manager
2014-15	Texas	Strength & Conditioning Intern
2015-	Tennessee	Director of Sports Performance

Garrett Medenwald (*pronounced: MAY-dihn-wald*) is in his eighth year as Tennessee's Director of Men's Basketball Sports Performance in 2022-23.

His basketball-specific training methods and emphasis on injury prevention began to bear fruit for the Vols upon his arrival on Rocky Top. Six players who trained under Medenwald's supervision for their entire collegiate careers have heard their names called over the last four NBA Drafts, including first-rounders Grant Williams, Keon Johnson and Jaden Springer.

At the 2019 NBA Draft Combine, point guard Jordan Bone posted the No. 1 result in four separate performance tests: no-step vertical leap (36 inches), lane agility drill (9.97), shuttle run (2.78) and three-quarter court sprint (3.03).

And at the 2021 combine, Johnson shattered the event's all-time record in the max vertical jump with an unprecedented leap of 48-inches—surpassing the 20-year-old previous record by 2.5 inches. The next year, another Tennessee one-and-done guard—Kennedy Chandler—posted the top max vertical among NBA Draft Combine participants (41.5 inches).

"G is a very direct and consistent coach," said Admiral Schofield, who worked closely with Medenwald to dramatically reshape his physique before getting drafted 42nd overall in 2019. "I loved getting a new challenge from him every day. His energy and passion are what motivated me when it was time to 'get jacked.'"

In Medenwald's seven years at Tennessee, the program has captured a pair of SEC championships.

The 2021-22 season was UT's third season with 25 or more wins during Medenwald's tenure and was highlighted by the program's first SEC Tournament championship in 43 years.

During 2018-19, the Big Orange spent a month ranked No. 1 in the country en route to a school-record-tying 31 wins and a berth in the Sweet Sixteen.

In 2017-18, Tennessee navigated a 35-game campaign without any serious injuries, won 26 games (fourth-most in program history), captured the 2018 SEC Championship and advanced to the second round of the NCAA Tournament.

"Garrett's methods and approach to elite performance training are on another level," UT head coach Rick Barnes said. "He's a star in his profession, and our students enjoy not just how he trains them, but also the personal relationship he develops with each of them."

In the summer and fall of 2016, Medenwald played an instrumental role in the design and planning of a \$98,000 renovation to the expanded, 4,350 square-foot Tennessee basketball performance training area in Pratt Pavilion.

The Green Bay, Wisconsin, native arrived in Knoxville with three years of experience working alongside Barnes, as Medenwald served the Texas basketball program as both a graduate manager and a graduate strength and conditioning intern from 2012-15.

Medenwald worked with both the men's and women's basketball programs at Texas, focusing in on-court development and sports performance. During his tenure with the Longhorns, Medenwald honed his philosophy as an elite performance coach while working closely with nationally known industry innovator Todd Wright—assistant coach/vice president of player performance with the NBA's Los Angeles Clippers—and learning the philosophies of Shaun McPherson.

Medenwald simultaneously spent two years as the Director of Athletic 3D Performance Training Systems at the "Train 4 the Game" facility in Austin, Texas, where he programmed for numerous NFL and NBA athletes.

Medenwald, 31, graduated from Wisconsin-Whitewater in 2013, earning a bachelor's degree in Health, Human Performance and Recreation while minoring in Athletic Coaching Education. He then received his master's degree in Kinesiology from Texas in 2016. He is currently pursuing doctorate in Kinesiology.

He married the former Brittany Henderson of Burlington, Wisconsin, in May 2016, and they welcomed their first child, a son, Case, in April 2021.



CHAD NEWMAN

ATHLETIC TRAINER

27th Season at Tennessee

Chattanooga, Tennessee

Tennessee, 1994

@trainerchad

PERSONAL INFORMATION

Born: Oct. 8, 1971, in Chattanooga, Tenn.
 Hometown: Chattanooga, Tenn.
 College: Tennessee, 1994
 Wife: Stacey
 Children: Katherine and Natalie

Chattanooga native Chad Newman is a senior associate director with UT's sports medicine department. The longest-tenured member of Tennessee's athletic training staff, Newman provides around-the-clock, world-class care exclusively for men's basketball student-athletes.

Newman was selected by his SEC peers as the 2019 recipient of the Chris Patrick Award, presented at the annual SEC Sports Medicine Committee meetings. And in January 2010, the Tennessee Athletic Trainer's Society (TATS) named Newman the Collegiate Athletic Trainer of the Year.

"Chad's the best," former Vol and NBA champion Jordan McRae said. "He genuinely cares about all of us and always looks out for what's best for us. He spends a lot of time making sure minor bumps and bruises don't turn into bigger injuries. Whenever we need him, Chad is always there."

The 2022-23 academic year will be Newman's 28th with the UT sports medicine staff and his 27th with the men's basketball program. During his tenure with the basketball team, the Vols have advanced to postseason play 19 times—including 15 NCAA Tournaments and four NIT berths. Newman has been a part of six NCAA Sweet Sixteen teams, one Elite Eight team and four SEC Championship squads.

A total of 12 Vols who have performed under his care have been selected in the NBA Draft.

A longtime officer on the SEC Sports Medicine Committee, he currently serves as secretary/treasurer after previously serving as vice president.

Newman has helped numerous Vols overcome adversity and challenges over the years. He oversaw the management of All-American Chris Lofton's successful battle with testicular cancer following Lofton's junior season. Lofton went on to become the SEC's all-time 3-point king.

In September 2009, Newman was instrumental in reviving Tennessee sophomore Emmanuel Negeedu after Negeedu collapsed following a sudden cardiac arrest. Newman successfully administered the use of an AED and CPR until emergency medical services arrived on-site. For his efforts, he received a "Certificate of Heroism" from the Sudden Cardiac Arrest Association and also was named the 2010 Most Distinguished Award recipient by the "Hoops for Heart Health" organization, which was founded by NBA player Ryan Gomes.

When Newman first joined the Tennessee training staff in a full-time role in 1997, he was no stranger to the UT training room, having served as a volunteer student trainer and a graduate assistant before his full-time appointment. During that time, he worked with UT's football, men's and women's tennis, men's golf and men's track & field teams, as well as both spirit squads.

He earned his B.S. in Exercise Science from UT in 1994 and completed his master's in Kinesiology in May 1997. Newman is a member of the National Athletic Trainers' Association (NATA).

Newman currently holds Performance Exercise Specialist (PES) and Corrective Exercise Specialist (CES) certifications through the NASM.

In the fall of 2009, Newman authored an article about Lofton's successful return from cancer entitled "The Toughest Opponent," that was published in *Training & Conditioning Magazine*. And in 2010, he gave sudden cardiac arrest case study presentations at the Southeastern Conference Sports Medicine Seminar and the Collegiate Athletic Trainers' Society Spring Symposium.

Newman is married to the former Stacey Perry. The couple has two daughters, Katherine and Natalie.

OUTLOOK

PLAYERS

STAFF

REVIEW

RESULTS

RECORDS

HONORS

POSTSEASON

VOLMANAC

MEDIA INFO





MARY-CARTER EGGERT

DIRECTOR OF BASKETBALL OPERATIONS

Eighth Season at Tennessee

Richmond, Virginia

Tennessee, 2011

@MC_Eggert

PERSONAL INFORMATION

Born: July 19, 1988, in Richmond, Va.
 Hometown: Richmond, Va.
 College: Tennessee, 2011
 Husband: Chris

ADMINISTRATIVE HISTORY

2015-	Tennessee	Director of Operations
-------	-----------	------------------------

Mary-Carter Eggert is in her eighth year as Tennessee's director of basketball operations in 2022-23. She is a native of Richmond, Virginia, and is a two-time Tennessee graduate.

One of very few women holding the role of director of basketball operations with a men's program at a major-conference school, Eggert oversees all logistical aspects of the program's day-to-day operations, including budget, travel and meals. She also manages head coach Rick Barnes' calendar.

Her around-the-clock efforts to manage health and safety protocols amidst the COVID-19 pandemic enabled the Volunteers to operate smoothly and efficiently despite myriad logistical challenges.

"MC is really the mastermind behind it all," Vols guard Josiah-Jordan James said. "She's our coach off the court. She plays a big role in all of the players' lives by checking on us daily, making sure we have everything we need, and she always keep our spirits up. She brightens every room she's in, and Tennessee basketball wouldn't be as great as it is without her."

With Eggert on staff, the Vols have won a pair of SEC championships and have made four straight NCAA Tournament appearances, including a run to the Sweet Sixteen in 2019.

Six Vols also have been selected in the NBA Draft, including three first-round selections, during Eggert's tenure with the program.

Prior to accepting her current position, she spent three years as an assistant director on UT's media relations staff.

In that role, she handled all administrative duties for the athletic communications staff, served as the media relations contact for the Tennessee rowing program and planned and executed the annual Big Orange Caravan summer outreach tour.

Eggert worked closely with the Tennessee football program for three seasons from 2012 to 2014, managing Tom Elam Press Box on game days and overseeing the credential application, approval and distribution process for all home games.

She also handled credentialing for the Tennessee women's basketball program from 2012-15.

During the 2014 and 2015 NCAA Women's Basketball Championships, Eggert was appointed as the media coordinator for the Knoxville Regionals held at Thompson-Boling Arena.

Eggert, 33, was a graduate assistant in UT's athletic communications office in 2011-12 prior to her hiring as a full-time staff member in July 2012.

She received her bachelor's degree in Sport Management from Tennessee in 2011, and also earned a master's degree in Sport Management in 2013.

Her tenure in the UT athletic department dates to her undergraduate career, during which she worked in both the men's and women's media relations offices.

She also served as president of Tennessee's Kappa Kappa Gamma sorority.

The former Mary-Carter Kniffen married Chris Eggert of Knoxville, Tennessee, in May of 2017. They reside in Knoxville with their dog, Maggie.



BRYAN LENTZ

DIRECTOR OF PLAYER DEVELOPMENT

Fifth Season at Tennessee

Hickory, North Carolina

Lenoir-Rhyne, 2000

@CoachBLentz

PERSONAL INFORMATION

Born: April 17, 1977, in Lumberton, N.C.
 Hometown: Hickory, North Carolina
 College: Lenoir-Rhyne, 2000
 Wife: Christy
 Children: Luke and Owen

COACHING & ADMINISTRATIVE HISTORY

2008-09	Howard College	Student Assistant
2001-08	Lenoir-Rhyne	Assistant Coach
2008-10	Lenoir-Rhyne	Associate Head Coach
2010-14	Texas	Special Assistant/Video Coordinator
2014-18	Appalachian State	Assistant Coach
2018-	Tennessee	Director of Player Development

Bryan Lentz joined Rick Barnes' Tennessee basketball staff as the program's Director of Player Development in May of 2018, and the 2022-23 season marks his fifth year on Rocky Top.

Lentz had prior history working alongside Barnes for four years in Austin, Texas.

"I've known Bryan for a long time," Barnes said. "He was with us at Texas, and he did an outstanding job. Then he took an opportunity at Appalachian State and was great there as well. When this position opened up, I immediately knew Bryan would be an ideal fit."

With Lentz on staff, Tennessee owns a 93-37 (.715) record, has produced six NBA Draft picks and captured the 2022 SEC Tournament championship. The Vols also have made four consecutive NCAA Tournament appearances.

Lentz came to Tennessee following four seasons as an assistant coach at Appalachian State. Prior to that, the Hickory, North Carolina, native spent four years as a special assistant on Barnes' staff at Texas, where he was involved in all aspects of internal operations within the Longhorns program. During his time at Texas, the Longhorns compiled an 87-48 record and made three NCAA Tournament appearances (2011, 2012, 2014).

Lentz began his coaching career working for nine years alongside his father, legendary Lenoir-Rhyne head coach John Lentz. During that stretch, the Bears won five South Atlantic Conference regular-season titles, one SAC Tournament title and made to five NCAA Division II Tournament appearances. In his final two seasons at L-R, Bryan served as the Bears' associate head coach.

A four-year letterwinner at Lenoir-Rhyne—which is also Barnes' alma mater—Lentz finished his collegiate playing career with 1,374 points and ranked fifth in school history in assists (388), steals (159) and free-throw percentage (.824). He was named South Atlantic Conference Freshman of the Year in 1996-97 and earned second-team All-SAC honors as a sophomore in 1997-98.

Lentz earned his bachelor's degree in sports management from Lenoir-Rhyne in 2000. He and his wife, Christy, have two sons, Luke and Owen. Luke is a member of the men's basketball team at Division II Anderson University in Anderson, South Carolina.

OUTLOOK

PLAYERS

STAFF

REVIEW

RESULTS

RECORDS

HONORS

POSTSEASON

VOLMANAC

MEDIA INFO





LUKE SCHAPKER

DIRECTOR OF VIDEO AND ANALYTICS

Fifth Season at Tennessee

Evansville, Indiana

Bowling Green, 2018

@LukeSchapker

PERSONAL INFORMATION

Born: Feb. 18, 1996, in Evansville, Ind.
 Hometown: Evansville, Ind.
 High School: Mater Dei High School
 College: Bowling Green, 2018

ADMINISTRATIVE EXPERIENCE

2018-20	Tennessee	Graduate Assistant
2020-21	Tennessee	Volunteer Analyst
2021-22	Tennessee	Video Coordinator
2022-	Tennessee	Dir. of Video and Analytics

Director of Video and Analytics Luke Schapker enters his fifth year with the Tennessee basketball program in 2022-23 after first joining the program as a graduate manager in 2018.

In the four seasons Schapker has worked on Rick Barnes' staff, Tennessee owns a 93-37 (.715) record, has produced six NBA Draft picks and captured the 2022 SEC Tournament championship. The Vols also have made four consecutive NCAA Tournament appearances.

"Luke's contributions to our program's success are just as important as anyone on our staff," Barnes said. "He lives and breathes Tennessee basketball and puts in more hours than anyone to make sure our players are prepared on gamedays."

Prior to his arrival in Knoxville, the Evansville, Indiana, native spent four years as a men's basketball student manager at Bowling Green State University in Ohio.

Schapker was the head manager during the final three years of his four-year tenure with the BGSU program. He helped to coordinate managerial coverage of team and individual workouts, assisted with operations tasks and assisted the coaching staff prepare scouting reports along with various other projects.

In the summer of 2017, Schapker completed an internship with the men's basketball program at Valparaiso. He helped run summer camps, assisted with daily workouts, assisted with video breakdown and also gained experience using JumpForward, FastScout and FastDraw software.

He also spent his undergraduate summers working basketball camps at Bellarmine University, Butler, Indiana, Valparaiso, Indiana Wesleyan University, Purdue, University of Findlay, Notre Dame, University of Southern Indiana, and Vincennes University.

Schapker received his degree in Education, with minors in Marketing and Coaching, from Bowling Green in 2018, graduating with magna cum laude honors. He then earned a master's in Sport Management from Tennessee in 2020.



LUCAS CAMPBELL

DIRECTOR OF RECRUITING

Third Season at Tennessee

Knoxville, Tennessee

Tennessee, 2019

@LucasCampbell11

PERSONAL INFORMATION

Born: Feb. 18, 1996, in Evansville, Ind.
 Hometown: Evansville, Ind.
 High School: Mater Dei High School
 College: Bowling Green, 2018

ADMINISTRATIVE EXPERIENCE

2018-20	Tennessee	Graduate Assistant
2020-21	Tennessee	Volunteer Analyst
2021-22	Tennessee	Video Coordinator
2022-	Tennessee	Dir. of Video and Analytics

Lucas Campbell returned to Tennessee in June of 2022 to serve his alma mater in the role Director of Recruiting on Rick Barnes' basketball staff.

A former four-year guard for the Volunteers, Campbell coordinates all aspects of the program's recruiting efforts. In addition to overseeing all logistical elements of on-campus visits, he also organizes recruiting travel for the Tennessee coaching staff.

After serving two years as a graduate assistant on Barnes' staff from 2019-21, Campbell accompanied former Tennessee assistant coach Desmond Oliver to ETSU when Oliver accepted the head coaching position in Johnson City. Campbell spent the 2021-22 season as the Buccaneers' director of basketball operations.

During Campbell's two seasons as a graduate assistant with the Vols, he spent hours in the gym daily coordinating skill development workouts. He assisted heavily in the training of first-round NBA Draft picks Keon Johnson and Jaden Springer.

A native of Knoxville, Tennessee, Campbell began his UT career as a member of the track & field team before transitioning to the basketball team as a walk-on in Oct. 2015.

He appeared in 16 career games, was a member of the 2018 SEC Championship team and played on back-to-back NCAA Tournament teams as an upperclassman.

He graduated in May of 2019 with a degree in Supply Chain Management and a collateral in Marketing and later received his master's degree in Sport Management from UT in May of 2021.

As a prep standout, Campbell starred in both track and basketball at Christian Academy of Knoxville. Campbell and his wife, Elliana—also a UT graduate—reside in Knoxville, with their dog, Mia.

OUTLOOK

PLAYERS

STAFF

REVIEW

RESULTS

RECORDS

HONORS

POSTSEASON

VOLMANAC

MEDIA INFO





KEITH CLEMONS

GRADUATE ASSISTANT

First Year at Tennessee Loyola-Chicago, 2021

Graduate assistant Keith Clemons joined Rick Barnes' staff at Tennessee as a graduate assistant in the summer of 2022.

Immediately prior to joining the Tennessee staff, Clemons played three seasons at Loyola-Chicago, helping the program capture three Missouri Valley Conference championships and make two NCAA Tournament appearances—including a run to the Sweet Sixteen in 2021.

Clemons began his college basketball career at Vincennes University in Indiana, where he helped the program compile a 68-5 overall record and advance to

the 2018 NJCAA Final Four before ultimately capturing the NJCAA national championship—with him serving as team captain—in 2019.

A native of Norcross, Georgia, Clemons attended St. Joseph Central Catholic in Huntington, West Virginia, before spending his senior season at Wesley Christian in Allen, Kentucky.

Clemons earned his degree in Advertising/Public Relations, with cum laude honors, from Loyola-Chicago in 2021. He also holds an associate's degree from Vincennes.



RILEY COLLINS

GRADUATE ASSISTANT

First Year at Tennessee Drew University, 2020

Graduate manager Riley Collins joined Rick Barnes' staff at Tennessee as a graduate assistant in the summer of 2022.

A native of Lacey, New Jersey, Collins spent two years from 2020-22 as a graduate assistant with the men's basketball program at Division III Marymount University in Arlington, Virginia. He assisted with skill development and a wide range of the program's logistical operations.

Collins boasts multiple years of experience as a basketball skills development specialist alongside NBA trainer Alex Bazzell. In that capacity, Collins assisted with skill development workouts for multiple NBA players. He also administered a pre-draft camp for Roc Nation Sports.

From 2019-22, Collins also served as boys' basketball head coach for the Hoop Group Showcase League's New Jersey Panthers, guiding the club to the 2020 HGSL

championship.

Collins authored a stellar collegiate playing career as a guard and three-year captain at Division III Drew University in Madison, New Jersey, from 2016-20. A four-time first-team All-Landmark Conference honoree, Collins finished his four-year career as the Rangers' all-time leader in points (1,973), assists and 3-pointers made. He also was a 2020 NABC Reese's All-American.

Collins earned a Business degree from Drew in 2020 and went on to receive a master's degree in Human Resource Management from Marymount in 2022.

Off the court, Collins is proficient in digital graphic design, and he has volunteered at Special Olympics basketball events for multiple years.

■ ADDITIONAL SUPPORT STAFF

NAME	TITLE	NAME	TITLE
Meghan Anderson	Academic Counselor	Dr. Chris Klenck	Team Physician
Drew Cox	Student Manager	Delaney Klee	Student Athletic Trainer
Scott Daughtry	Student Manager	Janet Reynolds	Administrative Specialist
Carrie Dyer	Student Athletic Trainer	Hanes Robinson	Student Manager
Amanda Fernandez	Sports Nutritionist	Blake Sexton	Student Manager
Robby Geron	Student Manager	Matt Steen	Student Athletic Trainer
Coby Hollins	Student Manager	Bryce Vanhuss	Student Manager



DR. DONDE PLOWMAN

UT KNOXVILLE CHANCELLOR

Fourth Year as Chancellor at Tennessee Southern Methodist University, 1974

Donde Plowman has served since 2019 as chancellor of the University of Tennessee, Knoxville, the state's flagship land-grant research university. The campus includes the UT Institute for Agriculture and the UT Space Institute.

Plowman oversees a campus budget of \$1.3 billion as well as 31,701 students, 1,626 faculty members and 5,732 staff members. The campus includes 11 colleges offering more than 900 degree programs and a physical plant consisting of 910 acres and 294 buildings.

Plowman is recognized as a transformational leader in higher education and is known for building effective high-energy teams that deliver meaningful results. Before returning to UT as chancellor, she held leadership roles at UT and at the University of Nebraska-Lincoln, guiding the development of innovative programs that expanded enrollment, budget, reputation, and philanthropy. She is recognized for building collaborative cultures that drive strategic change and outstanding performance.

The COVID-19 pandemic hit just seven months after Plowman became chancellor, and her focus shifted to leading the campus through a major disruption. UT opened

for the return of students in fall 2020 and successfully delivered programs that kept students safe and on track for graduation. The campus was recognized by *Campus Magazine* as one of the top-10 universities in the country for its COVID-19 response, and Plowman was named among the *Knoxville News Sentinel's* Healthcare Heroes for leading through the pandemic with clear and innovative communication.

In her first two years as chancellor, she has led the university in increasing first-year enrollment by more than five percent each year—at a time when the national average is a decline of 16 percent—as well as the development of a new strategic vision, a new branding campaign, the launch of the UT-Oak Ridge Innovation Institute and a new partnership with Oak Ridge National Laboratory for growing research collaborations.

Her role as chancellor includes oversight of Tennessee Athletics, a \$130 million operation where she has provided decisive and timely leadership. In 2020, she was selected by her peers in the Southeastern Conference to represent the SEC as a member of the NCAA Presidential Forum.



DR. MATT HARRIS

FACULTY ATHLETICS REPRESENTATIVE

10th Year at Tennessee Virginia, 2000

Dr. Matt Harris is the Boyd Distinguished Associate Professor of Health Economics at Tennessee and the university's Faculty Athletics Representative (FAR) to the Southeastern Conference. He came to UT in 2013 and has served as co-FAR since 2020. The role of the FAR is to build bridges between faculty and athletics, supporting a campus environment in which intercollegiate athletics is a vital component of the educational program, and serving as ombudsperson for student-athletes.

Dr. Harris holds a dual appointment in the Department of Economics and the Boyd Center for Business and Economic Research in the Haslam College of Business. The Boyd Center a nonpartisan research hub within the Haslam College of Business. The center conducts research on national and state economic trends for UT, state agencies and public and private organizations. It also analyzes and disseminates data on the demography and economy of Tennessee in conjunction with the Tennessee State Data Center.

Dr. Harris' academic research focuses primarily on health and labor economics, with a particular interest in the effects of the opioid epidemic on labor market and family outcomes. He is a co-editor of the *Southern Economic Journal* and on the editorial board at *Health Economics*.

In his work with the Boyd Center, Harris produces the population forecast for the State of Tennessee and conducts research on programs for workforce development, emerging trends in Tennessee's labor market, the economics of public health insurance, long term care options for older Tennesseans and economic impact of child maltreatment in Tennessee.

Harris is the Michael Stahl PEMBA Faculty Research Fellow. He teaches in both the Physicians Executive MBA program and the EMBA for Healthcare Leadership and has served on the UT Faculty Senate since 2018. Harris has also taught economics classes to executive education students internationally in Shanghai and Nur-Sultan, Kazakhstan.

Matt and his wife, Katherine, have three children: Michael, Christopher, and Virginia.

OUTLOOK

PLAYERS

STAFF

REVIEW

RESULTS

RECORDS

HONORS

POSTSEASON

VOLMANAC

MEDIA INFO





DR. DANNY WHITE

VICE CHANCELLOR/DIRECTOR OF ATHLETICS

Third Year at Tennessee Notre Dame, 2002

Danny White's innovative and forward-thinking approach to the rapidly evolving landscape of intercollegiate athletics primed University of Tennessee Chancellor Donde Plowman to name him Vice Chancellor/Director of Athletics on Jan. 21, 2021.

Boasting a literal lifetime of experience in the industry, White, 42, oversaw a period of unprecedented competitive, academic and service excellence at the University of Central Florida from 2015-21. Prior to that, White served as the AD at Buffalo from 2012-15.

"Danny White is an innovative leader in college athletics with a strong track record in recruiting and developing leaders," Plowman said. "He brings the combination of winning attitude, competitive drive and dedication to integrity and academics that we are looking for."

White's departmental successes have earned him numerous awards—a *Sports Business Journal* 40 Under 40 honoree in multiple years, a spot on the *Orlando Business Journal* 40 Under 40 list, multiple selections as one of the 50 Most Powerful People in Orlando by *Orlando Magazine* and he was a finalist for the 2018 SBJ Athletics Director of the Year award.

A native of New Orleans, Louisiana, White was named a NACDA Under Armour Athletics Director of the Year in the spring of 2019. In 2018, SBJ named him one of the six most influential people in sports business, while *Orlando Magazine* tabbed him as the area's most powerful person in sports. In 2020, Stadium rated White No. 4 nationally on its list of athletics directors based on the combined success of his coaching hires in football and men's basketball.

IMMEDIATE IMPACT AT TENNESSEE

Six days after he was named AD at Tennessee, White announced the hiring of Josh Heupel as the Volunteers' 27th head football coach. Heupel had spent the previous three years working alongside White as head coach at UCF, where he compiled an impressive 28-8 (20-5 AAC) record.

From a competitive standpoint, White's very first semester at Tennessee—the spring of 2021—was extraordinary. The combined 470.5 LEARFIELD Directors' Cup points collected by Tennessee teams was UT's highest spring points total in the 28-year history of the Directors' Cup.

That spring 2021 success was highlighted by the baseball team qualifying for the College World Series and men's tennis capturing the SEC Tournament title, advancing to the semifinals of the NCAA Championships and earning a year-end No. 4 national ranking.

In total, Tennessee teams have captured six SEC championships since White was named AD. Tennessee's five team SEC titles in 2021-22 were the school's most in a single year since 2006-07.

On multiple levels—competitively, academically and philanthropically—White's first full year on Rocky Top (2021-22) signaled a remarkable resurgence for Tennessee Athletics. The Big Orange claimed its first SEC Overall All-Sports title, and the Vols also captured the program's first SEC Men's All-Sports title since 2007-08. In the SEC Women's All-Sports standings, Tennessee finished second behind Florida.

Eight Tennessee teams (four men's and four women's) finished in the top 16 or advanced to at least the round of 16 in their respective NCAA Championships during 2021-22, resulting in

UT's first top-15 Directors' Cup finish (13th) since 2007.

Across the nine sports for which the SEC tracks head-to-head win/loss records (and at least 13 teams compete), Tennessee owned the league's best intraconference win percentage in 2021-22 at .672. The next-best win percentage was .595 (Florida).

In addition to football, White has led national searches and made head coaching hires for Tennessee women's golf (Diana Cantú), soccer (Joe Kirt), track & field (Duane Ross) and cross country/distance (Sean Carlson).

During the White era, Tennessee student-athletes have won three individual/relay NCAA championships.

UNWAVERING COMMITMENT TO ACADEMIC ACHIEVEMENT AND COMMUNITY ENGAGEMENT

The 2021-22 academic year was White's first full year at the Tennessee Athletics helm. And while the Vols and Lady Vols combined athletic achievements were the department's strongest in 15 years—highlighted by five SEC team championships and a pair of individual NCAA titles—their academic prowess was even more pronounced.

Tennessee student-athletes in 2021-22 combined to post an average GPA of 3.27, which was UT's best-ever yearly GPA. A school-record 10 student-athletes earned Academic All-America honors in 2021-22, and eight different teams matched or bested their highest team GPA in program history. To cap it off, 60 Vols and Lady Vols authored a 4.0 GPA for the year.

Tennessee student-athletes in 2021-22 also volunteered more than 3,000 hours of time performing community outreach work. Those hours equated to more than \$85,620 saved by local non-profit organizations.

Vols and Lady Vols also completed 3,870 hours of leadership development training in 2021-22, highlighted by the innovative and popular VOLeaders Academy year-long curriculum.

RIISING TO THE AD CHAIR

White earned a reputation as one of the nation's most talented, young athletic directors while serving in that role at Buffalo from May 2012 through December 2015. It was there, as a first-time AD, that he began crafting a strong record of success in competition and in the classroom.

A former college basketball student-athlete at Towson and Notre Dame, White quickly ascended in the ranks of college athletics leadership. Prior to his first athletics director opportunity at Buffalo, he was senior associate athletics director at Ole Miss from 2009-12. He previously served two years as associate athletics director for development at Fresno State (2007-09) and one as assistant athletics director for development at Northern Illinois (2006-07).

Before pivoting to athletics administration, White spent year as the director of basketball operations and another year as an assistant coach with the Ohio University men's basketball program.

White graduated from Notre Dame in 2002 with a bachelor's degree in business administration. He earned master's degrees in both business administration and sports administration from Ohio University and completed a doctorate degree in higher education from Ole Miss in 2016.

Danny and his wife, Shawn, have four children: Aidan, Molly, Caitlin and James.



■ TENNESSEE ATHLETICS EXECUTIVE STAFF



RYAN ALPERT
Deputy Athletics Director/Chief Operating Officer



DR. MÓNICA LEBRÓN
Deputy Athletics Director of Championship Resources



CAMERON WALKER
Deputy Athletics Director of Competitive Excellence



ANGIE BOYD KECK
Senior Associate Athletics Director/Senior Woman Administrator



JAMES BARR
Associate Athletics Director of Event Management



JB BOWLING
Senior Associate Athletics Director of Compliance



TARA BROOKS
Assistant Athletics Director of Administration



BRADY HART
Executive Associate Athletics Director of Development



MARCUS HILLIARD
Senior Associate Athletics Director/Chief of Staff



BILL HOUSTON
Senior Associate AD of Revenue Generation & Strategic Initiatives



BRETT HUEBNER
Senior Associate AD of Business Affairs and Administration/CFO



TYLER JOHNSON
Senior Associate Athletics Director of Administration



ALICIA LONGWORTH
Executive Associate Athletics Director for External Operations



JASON McVEIGH
Senior Associate Athletics Director for Sports Medicine



TOM SATKOWIAK
Associate Athletics Director for Communications



AMY (STERK) HART
Associate Athletics Director of Executive Operations



MARSHALL STEWARD
Assistant Provost/Assistant AD for Academic Services




KEVIN ZURCHER
Associate Athletics Director for Facilities and Capital Projects

■ TENNESSEE ATHLETICS SENIOR STAFF

NAME	TITLE	NAME	TITLE
Joe Arnone	Associate AD for Ticket Operations	Matt Kommer	Senior Associate AD for Development, Major Gifts
Ethan Bauer	Director of Sports Nutrition	Bill Martin	Assistant AD for Football Communications
Brad Briggs	Assistant AD for Business and Finance	Thomas Moats	Assistant AD for Information Technology
Jimmy Delaney	Associate AD for Fan Experience & Sales	Blake Pallansch	Associate AD for Ticket Sales
Roger Frazier	Director of Equipment & Apparel	Mitch White	Associate AD for Development, Annual Fund
Kellen Hiser	Assistant AD for Digital & Creative Strategy	Jessica Wildfire	Executive Director for Student-Athlete Development
Link Hudson	Assistant AD for Broadcasting	Dan Wirth	Director of Olympic Sports Performance
Chris Johnson	Director of Academic Services		

VOLWALLART.COM



VOL WALL ART

T UNIVERSITY OF TENNESSEE ATHLETICS OFFICIAL PHOTO STORE



REVIEW

2021-22 RESULTS

Record:	Overall	Home	Away	Neutral
All Games	27-8	16-0	6-5	5-3
Conference	14-4	9-0	5-4	0-0
Non-Conference	10-4	7-0	1-1	2-3

Date	Time	Opponent	Score	Attend.	High Points	High Rebounds	High Assists
Nov. 9	7 p.m.	UT Martin (SEC Network)	W, 90-62	16,425	20 Chandler 20 Vescovi	14 Nkamhoua	4 Chandler 4 Zeigler
Nov. 14	Noon	ETSU (SEC Network)	W, 94-62	16,564	23 Nkamhoua	10 Fulkerson	6 Chandler
Nov. 20	1 p.m.	1-vs. #5 Villanova (ESPN News)	L, 71-53	9,176	23 Vescovi	6 Nkamhoua 6 Vescovi	2 Chandler 2 Vescovi
Nov. 21	3:30 p.m.	1-vs. #18 North Carolina (ESPN)	W, 89-72	9,100	18 Zeigler	9 Vescovi	8 Chandler
Nov. 26	3 p.m.	Tennessee Tech (SEC Network+)	W, 80-69	16,909	18 Nkamhoua	7 Vescovi	7 Vescovi
Nov. 30	7 p.m.	Presbyterian (SEC Network)	W, 86-44	15,768	15 Chandler 15 Powell	5 Fulkerson	7 Chandler
Dec. 4	2 p.m.	at Colorado (FOX Sports 1)	W, 69-54	8,688	27 Chandler	9 James	3 Zeigler
Dec. 7	7 p.m.	2-vs. Texas Tech (ESPN)	L, 57-52	14,344	10 Fulkerson	10 Fulkerson	5 Chandler
Dec. 11	4:30 p.m.	UNC Greensboro (SEC Network)	W, 76-36	16,074	12 Huntley-Hatfield 12 James	4 Fulkerson 4 James 4 Plavsic 4 Powell	8 Vescovi
Dec. 14	7 p.m.	USC Upstate (SEC Network+)	W, 96-52	14,699	21 Nkamhoua	8 Huntley-Hatfield 8 Nkamoua	10 Chandler
Dec. 18	Noon	vs. Memphis (ESPN2)	Cancelled (COVID issues in the Memphis program)				
Dec. 22	7 p.m.	#6 Arizona (ESPN)	W, 77-73	20,408	24 Fulkerson	10 Fulkerson	4 Chandler
Dec. 29	9 p.m.	at #19 Alabama* (ESPN2)	L, 73-68	10,427	15 Nkamhoua	9 Huntley-Hatfield 9 Plavsic	4 Zeigler
Jan. 5	7 p.m.	Ole Miss* (SEC Network)	W, 66-60 OT	15,617	17 Vescovi	8 James	7 Chandler
Jan. 8	6 p.m.	at #21 LSU* (ESPN2)	L, 79-67	12,881	19 Chandler	7 Nkamhoua 7 Plavsic	3 Chandler 3 Vescovi
Jan. 11	6:30 p.m.	South Carolina* (SEC Network)	W, 66-46	15,262	14 Vescovi	12 James	5 Vescovi
Jan. 15	1 p.m.	at #18 Kentucky* (ESPN)	L, 107-79	20,278	20 Vescovi	4 James	3 Chandler
Jan. 18	9 p.m.	at Vanderbilt* (SEC Network)	W, 68-60	7,588	14 Vescovi	7 Nkamhoua 7 Plavsic	4 Chandler
Jan. 22	6 p.m.	#13 LSU* (ESPN)	W, 64-50	21,061	16 Vescovi	6 Huntley-Hatfield 6 Plavsic 6 Vescovi	6 Chandler
Jan. 26	6 p.m.	Florida* (ESPN2)	W, 78-71	20,789	23 Vescovi	9 James	5 Chandler
Jan. 29	8 p.m.	3-at Texas (ESPN)	L, 52-51	16,540	12 Zeigler	8 Nkamhoua	4 Vescovi
Feb. 1	7 p.m.	Texas A&M* (SEC Network)	W, 90-80	16,607	16 Chandler	8 James	7 Chandler
Feb. 5	1 p.m.	at South Carolina* (CBS)	W, 81-57	12,391	20 James	8 Plavsic	10 Chandler
Feb. 9	9 p.m.	at Mississippi State* (ESPN2)	W, 72-63	7,014	18 Chandler 18 James	5 Chandler 5 Vescovi	7 Vescovi
Feb. 12	6 p.m.	Vanderbilt* (SEC Network)	W, 73-64	20,019	16 Zeigler	10 James	5 Zeigler
Feb. 15	9 p.m.	#4 Kentucky* (ESPN)	W, 76-63	21,678	18 Vescovi	8 Fulkerson	6 Chandler
Feb. 19	4 p.m.	at #23 Arkansas* (ESPN)	L, 58-48	19,200	12 Zeigler	11 Vescovi	2 Chandler
Feb. 22	7 p.m.	at Missouri* (SEC Network)	W, 80-61	7,253	23 Chandler	8 Chandler	6 Chandler
Feb. 26	4 p.m.	#3 Auburn* (ESPN)	W, 67-62	21,678	14 Vescovi	9 Fulkerson 9 Huntley-Hatfield	2 Chandler 2 Fulkerson 2 Vescovi
March 1	6:30 p.m.	at Georgia* (SEC Network)	W, 75-68	6,139	23 James	10 Plavsic	5 James
March 5	noon	Arkansas* (ESPN)	W, 78-74	21,678	15 Chandler 15 Vescovi	7 James	6 Zeigler
March 11	6 p.m.	4-vs. Mississippi State (SEC Network)	W, 72-59	17,132	16 James	6 Fulkerson	8 Zeigler
March 12	3:30 p.m.	4-vs. #5 Kentucky (ESPN)	W, 69-62	20,670	19 Chandler	8 Plavsic	3 James 3 Vescovi
March 13	1 p.m.	4-vs. Texas A&M (ESPN)	W, 65-50	16,643	17 Vescovi	12 Fulkerson	7 Chandler
March 17	2:45 p.m.	5-vs. Longwood (CBS)	W, 88-56	15,782	18 Vescovi	9 James	7 Vescovi
March 19	5:15 p.m.	5-vs. Michigan (CBS)	L, 76-68	17,838	19 Chandler	9 Plavsic	9 Chandler

1-Hall of Fame Tip-Off Tournament (Uncasville, Conn., Mohegan Sun Arena)

2-Jimmy V Classic (New York, N.Y., Madison Square Garden)

3-Big 12/SEC Challenge

4-SEC Tournament (Tampa, Fla.,)

5-NCAA Tournament (Indianapolis, Ind.)

6-NCAA Tournament (San Antonio, Texas)

*-Southeastern Conference Game

Rankings listed are Associated Press; All Times Eastern



■ ALL GAMES	GP-GS	MIN	AVG	TOTAL		3-POINT		FT-A	PCT	REBOUNDS			A	TO	BLK	ST	PTS	AVG
				FG-A	PCT	FG-A	PCT			O-D-T	AVG	PF-FO						
1 Kennedy Chandler	34-34	1045	30.7	182-392	.464	49-128	.383	60-99	.606	23-87-110	3.2	69-0	161	85	8	74	473	13.9
25 Santiago Vescovi	35-35	1093	31.2	145-351	.413	102-253	.403	73-92	.793	25-129-154	4.4	87-1	111	56	8	59	465	13.3
30 Josiah-Jordan James	32-30	932	29.1	112-289	.388	56-173	.324	48-60	.800	42-149-191	6.0	93-5	55	37	34	46	328	10.3
5 Zakai Zeigler	35-1	774	22.1	94-247	.381	44-125	.352	75-89	.843	5-61-66	1.9	61-0	93	60	3	60	307	8.8
13 Olivier Nkamhoua	22-22	473	21.5	75-151	.497	13-29	.448	26-36	.722	40-84-124	5.6	44-2	27	33	25	10	189	8.6
10 John Fulkerson	33-14	722	21.9	92-176	.523	0-0	.000	62-84	.738	63-91-154	4.7	67-0	47	37	31	13	246	7.5
33 Uros Plavsic	35-21	494	14.1	59-103	.573	0-1	.000	30-54	.556	56-84-140	4.0	61-0	17	29	7	14	148	4.2
2 B. Huntley-Hatfield	35-13	440	12.6	59-130	.454	2-13	.154	16-27	.593	43-61-104	3.0	28-0	11	32	12	12	136	3.9
24 Justin Powell	30-1	424	14.1	38-97	.392	24-63	.381	11-15	.733	15-30-45	1.5	17-0	21	14	5	10	111	3.7
12 Victor Bailey Jr.	34-4	327	9.6	33-97	.340	12-55	.218	9-16	.563	13-19-32	0.9	32-0	16	9	2	10	87	2.6
0 Jonas Aidoo	19-0	148	7.8	13-40	.325	0-0	.000	14-17	.824	19-23-42	2.2	19-0	3	5	10	4	40	2.1
3 Quentin Diboundje	7-0	35	5.0	4-10	.400	1-3	.333	3-6	.500	2-6-8	1.1	0-0	5	1	0	2	12	1.7
35 Brock Jancek	5-0	11	2.2	1-5	.200	0-0	.000	5-6	.833	3-0-3	0.6	1-0	1	2	3	0	7	1.4
21 Kent Gilbert	4-0	7	1.8	1-2	.500	1-2	.500	0-0	.000	0-1-1	0.3	1-0	0	1	0	1	3	0.8
15 Jahmai Mashack	27-0	120	4.4	7-17	.412	1-3	.333	4-9	.444	11-9-20	0.7	21-0	8	9	2	11	19	0.7
31 Isaiah Sulack	3-0	5	1.7	0-1	.000	0-0	.000	0-0	.000	0-0-0	0.0	0-0	0	0	0	0	0	0.0
TEAM											49-48-97	2.8						19
Total	35			915-2108	.434	305-848	.360	436-610	.715	409-882-1291	36.9	592-8	576	429	150	326	2571	73.5
Opponents	35			770-1912	.403	235-750	.313	428-602	.711	329-850-1179	33.7	601-15	401	554	99	232	2203	62.9

Score By Periods:	1st	2nd	OT	Total
Tennessee	1237	1311	23	2571
Opponents	1038	1143	22	2203

■ SEC GAMES	GP-GS	MIN	AVG	TOTAL		3-POINT		FT-A	PCT	REBOUNDS			A	TO	BLK	ST	PTS	AVG
				FG-A	PCT	FG-A	PCT			O-D-T	AVG	PF-FO						
25 Santiago Vescovi	18-18	585	32.5	76-178	.427	57-128	.445	48-60	.800	13-72-85	4.7	38-1	54	37	8	24	257	14.3
1 Kennedy Chandler	17-17	528	31.1	88-187	.471	23-64	.359	36-65	.554	10-48-58	3.4	42-0	74	49	3	38	235	13.8
30 Josiah-Jordan James	18-18	534	29.7	64-162	.395	31-94	.330	33-40	.825	22-86-108	6.0	63-5	32	22	16	24	192	10.7
5 Zakai Zeigler	18-1	436	24.2	49-138	.355	25-69	.362	58-67	.866	4-35-39	2.2	33-0	48	36	3	40	181	10.1
13 Olivier Nkamhoua	10-10	223	22.3	32-70	.457	4-14	.286	16-21	.762	16-33-49	4.9	19-0	15	15	11	2	84	8.4
10 John Fulkerson	17-4	334	19.6	37-76	.487	0-0	.000	31-39	.795	24-37-61	3.6	39-0	16	16	13	7	105	6.2
33 Uros Plavsic	18-14	282	15.7	31-60	.517	0-0	.000	23-39	.590	33-56-89	4.9	32-0	9	15	4	7	85	4.7
0 Jonas Aidoo	9-0	112	12.4	9-29	.310	0-0	.000	9-11	.818	17-18-35	3.9	14-0	1	5	9	1	27	3.0
2 B. Huntley-Hatfield	18-8	195	10.8	19-52	.365	1-8	.125	11-15	.733	23-24-47	2.6	13-0	5	20	6	3	50	2.8
24 Justin Powell	17-0	217	12.8	12-42	.286	10-28	.357	4-4	1.000	9-15-24	1.4	9-0	11	11	3	7	38	2.2
3 Quentin Diboundje	1-0	4	4.0	1-2	.500	0-0	.000	0-0	.000	1-1-2	2.0	0-0	0	0	0	0	2	2.0
35 Brock Jancek	1-0	2	2.0	0-1	.000	0-0	.000	2-2	1.000	0-0-0	0.0	0-0	0	0	0	0	2	2.0
12 Victor Bailey Jr.	17-0	116	6.8	11-34	.324	3-13	.231	7-13	.538	6-6-12	0.7	11-0	2	4	0	4	32	1.9
15 Jahmai Mashack	15-0	57	3.8	2-5	.400	0-0	.000	2-3	.667	5-2-7	0.5	13-0	2	6	1	5	6	0.4
TEAM											25-17-42	2.3						11
Total	18			431-1036	.416	154-418	.368	280-379	.739	208-450-658	36.6	326-6	269	247	77	162	1296	72.0
Opponents	18			412-1001	.412	129-401	.322	243-336	.723	174-429-603	33.5	337-10	213	276	57	141	1196	66.4

Score By Periods:	1st	2nd	OT	Total
Tennessee	621	660	15	1296
Opponents	577	610	9	1196

■ NCAA GAMES	GP-GS	MIN	AVG	TOTAL		3-POINT		FT-A	PCT	REBOUNDS			A	TO	BLK	ST	PTS	AVG
				FG-A	PCT	FG-A	PCT			O-D-T	AVG	PF-FO						
1 Kennedy Chandler	2-2	64	32.0	13-27	.481	4-7	.571	2-4	.500	2-7-9	4.5	5-0	14	6	0	6	32	16.0
30 Josiah-Jordan James	2-2	68	34.0	11-22	.500	3-12	.250	5-6	.833	2-13-15	7.5	3-0	5	0	2	2	30	15.0
25 Santiago Vescovi	2-2	67	33.5	8-17	.471	7-13	.538	0-0	.000	1-3-4	2.0	5-0	9	2	0	4	23	11.5
10 John Fulkerson	2-0	34	17.0	9-12	.750	0-0	.000	3-5	.600	3-1-4	2.0	6-0	2	2	2	1	21	10.5
5 Zakai Zeigler	2-0	47	23.5	7-14	.500	2-8	.250	2-2	1.000	0-2-2	1.0	5-0	7	3	0	1	18	9.0
33 Uros Plavsic	2-2	39	19.5	5-10	.500	0-0	.000	3-3	1.000	2-9-11	5.5	3-0	1	1	1	4	13	6.5
2 B. Huntley-Hatfield	2-2	31	15.5	5-9	.556	0-0	.000	1-1	1.000	2-4-6	3.0	1-0	0	1	0	1	11	5.5
0 Jonas Aidoo	2-0	9	4.5	1-6	.167	0-0	.000	2-2	1.000	0-4-4	2.0	1-0	1	0	0	1	4	2.0
15 Jahmai Mashack	2-0	9	4.5	1-1	1.000	0-0	.000	0-0	.000	0-1-1	0.5	1-0	0	1	0	0	2	1.0
12 Victor Bailey Jr.	2-0	25	12.5	1-3	.333	0-2	.000	0-0	.000	3-0-3	1.5	1-0	4	1	0	0	2	1.0
3 Quentin Diboundje	1-0	3	3.0	0-1	.000	0-0	.000	0-0	.000	0-0-0	0.0	0-0	1	1	0	0	0	0.0
24 Justin Powell	1-0	4	4.0	0-0	.000	0-0	.000	0-0	.000	0-0-0	0.0	1-0	0	0	0	0	0	0.0
TEAM											1-5-6	3.0						1
Total	2			61-122	.500	16-42	.381	18-23	.783	16-49-65	32.5	32-0	44	19	5	20	156	78.0
Opponents	2			47-106	.443	13-38	.342	25-31	.806	14-46-60	30.0	25-1	30	31	7	13	132	66.0

2021-22 HIGHS & LOWS

Individual Category	Tennessee	Opponent
Points	27 by Kennedy Chandler at Colorado (12/4/21)	28 by TyTy Washington Jr., Kentucky (1/15/22) 28 by Benedict Mathurin, Arizona (12/22/21)
Points (Half)	18 (2nd Half) by Zakai Zeigler at South Carolina (2/5/22)	18 (2nd Half) by Tye Fagan, Ole Miss (1/5/22)
Field Goals Made	13 by Kennedy Chandler at Colorado (12/4/21)	10 by TyTy Washington Jr., Kentucky (1/15/22)
Field Goals Attempted	19 by Kennedy Chandler vs. Michigan (3/19/22)	21 by Jabari Smith, Auburn (2/26/22)
Field Goal Percentage (min. 5 made)	1.000 (5-5) by Santiago Vescovi at Colorado (12/4/21)	.857 (6-7) by Quenton Jackson, Texas A&M (2/1/22)
3-Pointers Made	6 by Santiago Vescovi vs. Longwood (3/17/22) 6 by Santiago Vescovi vs. UT Martin (11/9/21)	6 by Brady Manek, North Carolina (11/21/21)
3-Pointers Attempted	12 by Santiago Vescovi vs. Arizona (12/22/21) 12 by Santiago Vescovi vs. Villanova (11/20/21)	11 by Kevin Obanor, Texas Tech (12/7/21)
3-Point Percentage (min. 2 made)	1.000 (5-5) by Justin Powell vs. Presbyterian (11/30/21)	.833 (5-6) by Tye Fagan, Ole Miss (1/5/22)
Free Throws Made	11 by Zakai Zeigler at Vanderbilt (1/18/22)	10 by Scotty Pippen Jr., Vanderbilt (1/18/22)
Free Throws Attempted	12 by Zakai Zeigler at Vanderbilt (1/18/22) 12 by John Fulkerson vs. Arizona (12/22/21)	13 by Scotty Pippen Jr., Vanderbilt (1/18/22)
Free Throw Percentage (min. 3 made)	1.000 (6-6), 5x, last by S. Vescovi vs. Auburn (2/26/22)	1.000 (8-8) by Henry Coleman III, Texas A&M (2/1/22)
Offensive Rebounds	6 by John Fulkerson vs. Auburn (2/26/22)	7 by Oscar Tshiebw, Kentucky (2/15/22)
Defensive Rebounds	10 by John Fulkerson vs. Texas A&M (3/13/22)	11 by Terrence Shannon Jr., Texas Tech (12/7/21)
Total Rebounds	14 by Olivier Nkamhoua vs. UT Martin (11/9/21)	15 by Oscar Tshiebw, Kentucky (2/15/22)
Assists	10 by Kennedy Chandler at South Carolina 10 by Kennedy Chandler vs. USC Upstate (12/14/21)	8 by Shavir Wheeler, Kentucky (1/15/22)
Blocks	5 by John Fulkerson vs. Texas Tech (12/7/21)	4 by Walker Kessler, Auburn (2/26/22)
Steals	7 by Kennedy Chandler vs. Presbyterian (11/30/21)	5 by Daeshun Ruffin, Ole Miss (1/5/22)
Minutes Played	41:39 by Santiago Vescovi vs. Ole Miss (1/5/22)	41:55 by Terrence Shannon Jr., Texas Tech (12/7/21)
Team Category	Tennessee	Opponent
Points	96 vs. USC Upstate (12/14/21)	107 by Kentucky (1/15/22)
Low	51 vs. Texas (1/29/22)	36 by UNC Greensboro (12/11/21)
Points (Half)	54 (1st Half) vs. Longwood (3/17/22)	55 (2nd Half) by Kentucky (1/15/22)
Low	15 (1st Half) vs. Villanova (11/20/21)	15 (1st Half) by UNCG (12/11/21) 15 (2nd Half) by Texas Tech (12/7/21)
Field Goals Made	38 vs. USC Upstate (12/14/21) 38 vs. North Carolina (11/21/21)	38 by Kentucky (1/15/22)
Low	19 5x, last at Texas (1/29/22)	14 by UNC Greensboro (12/11/21)
Field Goals Attempted (11/20/21)	77 vs. UT Martin (11/9/21)	67 by Kentucky (2/15/22), Arizona (12/22/21) and Villanova
Low	49 at LSU (1/8/22)	37 by Texas (1/29/22)
Field Goal Percentage	.600 (33-55) vs. Longwood (3/17/22)	.679 (38-56) by Kentucky (1/15/22)
Low	.268 (19-71) vs. Texas Tech (12/7/21)	.311 (19-61) by Texas Tech (12/7/21)
3-Pointers Made	17 vs. UT Martin (11/9/21)	11 by Kentucky (1/15/22) and by Ole Miss (1/5/22)
Low	2 vs. Michigan (3/19/22)	2 by Kentucky (3/12/22)
3-Pointers Attempted	40 vs. UT Martin (11/9/21)	33 by Florida (1/26/22)
Low	15 vs. Kentucky (3/12/22)	14 by Mississippi State (2/9/22) and by Tennessee Tech (11/26/21)
3-Point Percentage	.583 (14-24) vs. Longwood (3/17/22)	.611 (11-18) by Kentucky (1/15/22)
Low	.111 (2-18) vs. Michigan (3/19/22)	.100 (2-20) by Kentucky (3/12/22)
Free Throws Made	25 at Vanderbilt (1/18/22)	21 by Texas A&M (2/1/22)
Low	4 vs. North Carolina (11/21/21)	1 by Presbyterian (11/30/21)
Free Throws Attempted	37 at LSU (1/8/22)	27 by Arkansas (3/5/22) and LSU (1/8/22)
Low	5 vs. North Carolina (11/21/21)	3 by Presbyterian (11/30/21)
Free Throw Percentage	1.000 (10-10) vs. Tennessee Tech (11/26/21)	1.000 (9-9) by Florida (1/26/22)
Low	.440 (11-25) vs. South Carolina (1/11/22)	.333 (1-3) by Presbyterian (11/30/21) and (3-9) by UT Martin (11/9/21)
Personal Fouls	25 vs. Arkansas (3/5/22)	28 by Arizona (12/22/21)
Low	7 vs. Presbyterian (11/30/21)	12 by Texas Tech (12/7/21) and by Tennessee Tech (11/26/21)
Total Rebounds	54 vs. Auburn (2/26/22)	54 by Texas Tech (12/7/21)
Low	24 at Kentucky (1/15/22)	24 by Longwood (3/17/22) and by Florida (1/26/22)
Offensive Rebounds	23 vs. UT Martin (11/9/21)	18 by Kentucky (2/15/22)
Low	6 vs. Arkansas (3/5/22) and vs. Kentucky (2/15/22) 6 at Colorado (12/4/21)	4 by Vanderbilt (2/12/22) and by Texas (1/29/22)
Assists	29 vs. Longwood (3/17/22) 29 vs. USC Upstate (12/14/21)	19 by Kentucky (1/15/22)
Low	7 at Texas (1/29/22)	6 by Texas A&M (3/13/22)
Turnovers	20 at Kentucky (1/15/22)	27 by Ole Miss (1/5/22)
Low	6 vs. Mississippi State (3/11/22)	7 by Villanova (11/20/21)
Blocks	9 vs. UT Martin (11/9/21)	8 by Auburn (2/26/22)
Low	0 vs. Mississippi State twice (3/11/22 and 2/9/22) 0 at Texas (1/29/22)	0 by Texas A&M (3/13/22) and Mississippi State (3/11/22) 0 by LSU (1/22/22)
Steals	17 vs. Ole Miss (1/5/22)	13 by Texas A&M (2/1/22)
Low	3 vs. LSU (1/22/22)	2 by UNC Greensboro (12/11/21)
Dunks	9 vs. USC Upstate (12/14/21)	Not tracked
Low	0 at Texas (1/29/22) and vs. Villanova (11/20/21)	

2021-22 GAME-BY-GAME COMPARISON

		Date	Result	FG-A	Pct	3FG-A	Pct	FT-A	Pct	Rebounds	PF	Pts	A	TO	Blk	Stl	Min	Pts. at
									O-D-Total									Half
UT Martin				26-58	.448	7-23	.304	3-9	.333	12-25-37	15	62	9	21	3	7	200	35
#18 Tennessee	Nov. 9	W, 90-62		33-77	.429	17-40	.425	7-13	.538	23-23-46	12	90	18	10	9	12	200	43
ETSU				19-56	.339	10-32	.313	14-16	.875	5-20-25	14	62	10	17	3	6	200	23
#18 Tennessee	Nov. 14	W, 94-62		34-74	.459	10-23	.435	16-18	.889	19-32-51	15	94	19	12	4	14	200	46
vs. #5 Villanova				25-67	.373	8-24	.333	13-16	.813	14-27-41	19	71	14	7	3	8	200	35
#17 Tennessee	Nov. 20	L, 71-53		19-57	.333	5-28	.179	10-13	.769	12-27-39	19	53	9	18	3	4	200	15
vs. #18 North Carolina				22-55	.400	10-23	.435	18-22	.818	5-25-30	15	72	9	13	1	4	200	32
#17 Tennessee	Nov. 21	W, 89-72		38-70	.543	9-20	.450	4-5	.800	8-30-38	18	89	28	10	4	9	200	39
Tennessee Tech				26-55	.473	6-14	.429	11-16	.688	11-18-29	12	69	15	19	3	7	200	35
#15 Tennessee	Nov. 26	W, 80-69		32-63	.508	6-23	.261	10-10	1.000	11-20-31	11	80	21	12	5	11	200	34
Presbyterian				18-47	.383	7-17	.412	1-3	.333	10-20-30	14	44	12	25	1	5	200	21
#13 Tennessee	Nov. 30	W, 86-44		33-59	.559	14-27	.519	6-9	.667	8-20-28	7	86	26	8	6	13	200	45
at Colorado				19-55	.345	4-17	.235	12-19	.632	10-27-37	13	54	10	15	1	3	200	24
#13 Tennessee	Dec. 4	W, 69-54		29-61	.475	6-24	.250	5-9	.556	6-28-34	19	69	11	11	8	9	200	34
vs. Texas Tech				19-61	.311	4-24	.167	15-25	.600	10-44-54	12	57	9	15	6	6	200	29
#13 Tennessee	Dec. 7	L, 57-52 OT		19-71	.268	6-39	.154	8-16	.500	10-37-47	22	52	10	9	8	6	200	25
UNC Greensboro				14-38	.368	3-16	.188	5-7	.714	5-21-26	13	36	7	25	1	2	200	15
at #13 Tennessee	Dec. 11	W, 76-36		29-64	.453	13-35	.371	5-7	.714	14-17-31	12	76	22	7	4	13	200	33
USC Upstate				20-55	.364	6-22	.273	6-13	.462	10-20-30	18	52	8	21	1	5	200	24
at #18 Tennessee	Dec. 14	W, 96-52		38-68	.559	11-25	.440	9-16	.563	15-28-43	15	96	29	10	5	15	200	51
vs. Memphis																		
#18 Tennessee	Dec. 18	Cancelled																
#6 Arizona				26-58	.448	9-27	.333	12-18	.667	10-28-38	28	73	16	17	3	6	200	21
at #19 Tennessee	Dec. 22	W, 77-73		26-67	.388	7-24	.292	18-27	.667	16-24-40	16	77	12	13	6	8	200	34
at #19 Alabama				26-60	.433	7-31	.226	14-21	.667	11-32-43	17	73	11	15	3	7	200	33
#14 Tennessee	Dec. 29	L, 73-68		22-63	.349	7-29	.241	17-20	.850	10-25-35	19	68	10	11	2	10	200	33
Ole Miss				22-50	.440	11-22	.500	5-8	.625	5-28-33	13	60	14	27	1	12	200	21
at #18 Tennessee	Jan. 5	W, 66-60 OT		25-64	.391	10-34	.294	6-8	.750	11-23-34	13	66	21	19	1	17	200	19
at #21 LSU				27-57	.474	8-18	.444	17-27	.630	14-27-41	26	79	13	16	6	11	200	42
#18 Tennessee	Jan. 9	L, 79-67		19-49	.388	6-24	.250	23-37	.622	10-23-33	18	67	10	15	5	8	200	35
South Carolina				17-49	.347	6-19	.316	6-17	.353	10-28-38	20	46	10	23	3	7	200	24
at #22 Tennessee	Jan. 11	W, 66-46		24-55	.436	7-21	.333	11-25	.440	12-28-40	18	66	15	15	4	11	200	30
at #18 Kentucky				38-56	.679	11-18	.611	20-21	.952	5-20-25	14	107	19	12	3	10	200	52
#22 Tennessee	Jan. 15	L, 107-79		31-58	.534	11-23	.478	6-11	.545	10-14-24	17	79	17	20	3	5	200	38
at Vanderbilt				18-49	.367	8-26	.308	16-23	.696	9-25-34	26	60	7	21	4	9	200	32
#24 Tennessee	Jan. 18	W, 68-60		19-56	.339	5-23	.217	25-29	.862	14-26-40	23	68	14	14	6	14	200	33
#13 LSU				21-54	.389	4-19	.211	4-7	.571	8-24-32	22	50	10	14	0	6	200	24
at #24 Tennessee	Jan. 22	W, 64-50		22-51	.431	10-28	.357	10-18	.556	9-25-34	18	64	18	14	1	3	200	29
Florida				26-60	.433	10-33	.303	9-9	1.000	7-17-24	19	71	15	13	3	9	200	42
at #18 Tennessee	Jan. 26	W, 87-81		25-55	.455	11-24	.458	17-18	.944	10-24-34	16	78	22	16	5	6	200	34
at Texas				20-37	.541	7-16	.438	5-12	.417	4-25-29	19	52	13	18	4	4	200	27
#18 Tennessee	Jan. 29	L, 52-51		19-53	.358	5-18	.278	8-16	.500	15-17-32	17	51	7	11	0	9	200	25
Texas A&M				26-56	.464	7-22	.318	21-25	.840	12-15-27	21	80	11	16	1	13	200	35
at #22 Tennessee	Feb. 1	W, 90-80		29-57	.509	11-26	.423	21-27	.778	16-18-34	21	90	22	5	12	200	43	
at South Carolina				17-54	.315	5-19	.263	18-21	.857	10-24-34	14	57	11	13	6	6	200	29
#22 Tennessee	Feb. 5	W, 81-57		27-63	.429	14-27	.519	13-14	.929	11-27-38	20	81	18	8	6	10	200	33
at Mississippi State				22-44	.500	5-14	.357	14-23	.609	7-21-28	14	63	14	16	2	5	200	33
#19 Tennessee	Feb. 9	W, 72-63		28-57	.491	8-19	.421	8-9	.889	8-18-26	16	72	14	10	0	13	200	35
Vanderbilt				20-49	.408	10-27	.370	14-20	.700	4-27-31	23	64	10	13	2	3	200	32
at #19 Tennessee	Feb. 12	W, 73-64		22-60	.367	7-22	.318	22-31	.710	15-26-41	16	73	16	9	5	5	200	44
#4 Kentucky				23-67	.343	5-16	.313	12-14	.857	18-22-40	20	63	11	14	1	6	200	32
at #16 Tennessee	Feb. 15	W, 76-63		24-54	.444	8-17	.471	20-23	.870	6-26-32	15	76	17	8	8	9	200	46
at #23 Arkansas				18-59	.305	5-22	.227	17-22	.773	12-31-43	16	58	7	10	5	6	200	24
#16 Tennessee	Feb. 19	L, 58-48		16-59	.271	4-24	.167	12-18	.667	14-32-46	24	48	5	15	4	6	200	23
at Missouri				19-52	.365	5-20	.250	18-23	.783	8-26-34	18	61	10	13	5	4	200	27
#17 Tennessee	Feb. 22	W, 80-61		28-62	.452	9-18	.500	15-19	.789	12-28-40	18	80	15	9	4	8	200	36
#3 Auburn				23-65	.354	5-24	.208	11-15	.733	11-20-31	19	62	12	12	8	11	200	31
at #17 Tennessee	Feb. 26	W, 67-62		20-61	.328	6-16	.375	21-27	.778	21-33-54	16	67	9	18	6	9	200	25
at Georgia				26-58	.448	7-23	.304	9-13	.692	7-21-28	13	68	17	12	2	7	200	35
#13 Tennessee	March 1	W, 75-68		27-62	.435	8-25	.320	13-15	.867	13-27-40	14	75	14	12	7	9	200	35
#14 Arkansas				23-62	.371	10-28	.357	18-27	.667	16-21-37	26	74	11	15	2	9	200	29
at #13 Tennessee	March 5	W, 78-74		23-50	.460	12-18	.667	20-30	.667	6-27-33	25	78	17	17	5	7	200	50
vs. Mississippi State				19-48	.396	6-17	.353	15-19	.789	9-24-33	15	59	12	13	0	3	200	37
#9 Tennessee	March 11	W, 72-59		29-58	.500	8-19	.421	6-10	.600	8-21-29	16	72	21	6	0	8	200	39
vs. #5 Kentucky				22-64	.344	2-20	.100	16-22	.727	16-27-43	18	62	8	10	5	6	200	22
#9 Tennessee	March 12	W, 69-62		23-52	.442	6-15	.400	17-25	.680	8-30-38	21	69	11	13	2	5	200	33
vs. Texas A&M				16-51	.314	4-19	.211	14-18	.778	10-24-34	14	50	6	12	0	6	200	20
#9 Tennessee	March 13	W, 65-50		22-56	.393	12-28	.429	9-14	.643	12-29-41	14	65	19	13	4	8	200	29
vs. Longwood				20-52	.385	7-22	.318	9-11	.818	7-17-24	13	56	15	16	1	9	200	29
#5 Tennessee	March 17	W, 88-56		33-55	.600	14-24	.583	8-11	.727	5-27-32	14	88	29	12	1	13	200	54

ATTENDANCE SUMMARY

	Games	Totals	Average
Home	16	291,236	18,202
Away	11	128,399	11,673
Neutral	8	120,685	15,086
Total	35	540,320	15,438

TENNESSEE'S RECORD WHEN

Leading at halftime	22-1
Trailing at halftime	4-6
Tied at halftime	1-1
Leading with 10:00 remaining	25-1
Trailing with 10:00 remaining	1-6
Tied with 10:00 remaining	1-1
Leading with 5:00 remaining	23-1
Trailing with 5:00 remaining	2-6
Tied with 5:00 remaining	1-1
In Overtime	1-1
Tennessee out-rebounds opponent	20-2
Tennessee is out-rebounded	7-6
Same amount of rebounds	0-0
Tennessee commits more turnovers	6-3
Opponent commits more turnovers	19-5
Same amount of turnovers	2-0
Tennessee shoots 50 percent or better	7-1
Opponent shoots 50 percent or better	1-3
Tennessee shoots less than 50 percent	20-7
Opponent shoots less than 50 percent	26-5
Tennessee shoots better than opponent	19-0
Opponent shoots better than Tennessee	8-8
Same shooting percentage	0-0
Tennessee has more free-throw attempts	16-2
Opponent has more free-throw attempts	8-6
Same amount of free-throw attempts	3-0
Tennessee bench outscores opponent bench	22-6
Opponent bench outscores Tennessee bench	4-2
Benches score the same	1-0
Tennessee scores less than 50	0-1
Tennessee scores between 50-59	0-3
Tennessee scores between 60-69	8-3
Tennessee scores between 70-79	9-1
Tennessee scores between 80-89	6-0
Tennessee scores between 90-99	4-0
Tennessee scores 100 or more	0-0
Opponent scores less than 50	3-0
Opponent scores between 50-59	7-3
Opponent scores between 60-69	12-0
Opponent scores between 70-79	4-4
Opponent scores between 80-89	1-0
Opponent scores between 90-99	0-0
Opponent scores 100 or more	0-1
In November	5-1
In December	4-2
In January	5-3
In February	7-1
In March	6-1
On Monday	0-0
On Tuesday	9-1
On Wednesday	3-1
On Thursday	1-0
On Friday	2-0
On Saturday	8-6
On Sunday	3-0

Starting Lineups (listed in order of positions, 1-5)

W-L	Lineup
11-2	Chandler, Vescovi, James, Huntley-Hatfield, Plavsic
6-3	Chandler, Vescovi, James, Fulkerson, Nkamhoua
6-1	Chandler, Vescovi, James, Nkamhoua, Plavsic
3-1	Chandler, Vescovi, Bailey Jr., Fulkerson, Nkamhoua
1-0	Chandler, Vescovi, Powell, Fulkerson, Nkamhoua
0-1	Zeigler, Vescovi, James, Nkamhoua, Plavsic

Margin of Victory/Defeat

	1	2	3	4	5	6-10	11-15	16-19	20-24	25+
Wins	-	-	-	2	1	8	6	2	2	5
Losses	1	-	-	-	2	2	1	1	-	1

Most First Half Points

Tennessee	54 vs. Longwood (3/17/22)
Opponents	52 Kentucky (1/15/22)

Fewest First Half Points

Tennessee	15 vs. Villanova (11/20/21)
Opponents	15 UNC Greensboro (12/11/21)

Largest Halftime Lead

Tennessee	27 vs. USC Upstate (12/14/21)
Opponents	20 Villanova (11/20/21)

Jump Balls Controlled

Tennessee	16
Opponents	20

How First Points Scored

3-Pointer	14
Lay-up	9
Jump Shot	6
Hook/Over Shoulder	3
Free Throw	3
Dunk	-
Tip-in	-

Scored UT's First Points

Josiah James	9
Kennedy Chandler	7
Santiago Vescovi	7
Olivier Nkamhoua	5
Uros Plavsic	3
B. Huntley-Hatfield	2
John Fulkerson	1
Justin Powell	1

First Off UT Bench*

Zakai Zeigler	19
John Fulkerson	17
Uros Plavsic	10
Jonas Aidoo	9
B. Huntley-Hatfield	9
Victor Bailey Jr.	5
Josiah James	2
Justin Powell	2

* includes multiple subs

Dunks Sea Car

Olivier Nkamhoua	15
John Fulkerson	14
B. Huntley-Hatfield	12
Kennedy Chandler	10
Josiah James	10
Uros Plavsic	7
Jonas Aidoo	3
Victor Bailey Jr.	3
Quentin Diboundje	2

Double-Doubles Sea Car

Josiah James	3
Kennedy Chandler	2
John Fulkerson	2
Olivier Nkamhoua	1

Most Second Half Points

Tennessee	50 vs. North Carolina (11/21/21)
Opponents	55 by Kentucky (1/15/22)

Fewest Second Half Points

Tennessee	19 vs. Texas Tech (12/7/21)
Opponents	15 Texas Tech (12/7/21)

Largest Margin of Victory

Tennessee	44 vs. USC Upstate (12/14/21)
Opponents	28 by Kentucky (1/15/22)

Points Leader* Sea Car

Santiago Vescovi	13
Kennedy Chandler	10
Josiah James	5
Olivier Nkamhoua	4
Zakai Zeigler	4
John Fulkerson	2
B. Huntley-Hatfield	1
Justin Powell	1
Victor Bailey Jr.	-
Uros Plavsic	-

Reb. Leader* Sea Car

Josiah James	11
John Fulkerson	9
Uros Plavsic	9
Olivier Nkamhoua	7
Santiago Vescovi	6
Kennedy Chandler	2
B. Huntley-Hatfield	2
Justin Powell	1

Assists Leader* Sea Car

Kennedy Chandler	22
Santiago Vescovi	9
Zakai Zeigler	6
Josiah James	2
John Fulkerson	1
Justin Powell	1
Victor Bailey Jr.	-

Steals Leader* Sea Car

Kennedy Chandler	15
Santiago Vescovi	12
Zakai Zeigler	12
Josiah James	9
Victor Bailey Jr.	2
John Fulkerson	1
B. Huntley-Hatfield	1
Uros Plavsic	1
Justin Powell	1
Olivier Nkamhoua	-

Blocks Leader* Sea Car

John Fulkerson	10
Josiah James	10
Olivier Nkamhoua	7
B. Huntley-Hatfield	5
Jonas Aidoo	4
Kennedy Chandler	3
Santiago Vescovi	2
Brock Jancek	1

Jahmi Mashack	1
Uros Plavsic	1
Victor Bailey Jr.	-

10+ Points Sea Car

Santiago Vescovi	28
Kennedy Chandler	25
Josiah James	18
Zakai Zeigler	17
John Fulkerson	11
Olivier Nkamhoua	7
B. Huntley-Hatfield	4
Justin Powell	4
Uros Plavsic	3
Victor Bailey Jr.	2

20+ Points Sea Car

Santiago Vescovi	4
Kennedy Chandler	3
Josiah James	2
Olivier Nkamhoua	2
John Fulkerson	1
Justin Powell	-
Victor Bailey Jr.	-

10+ Rebounds Sea Car

John Fulkerson	4
Josiah James	3
Olivier Nkamhoua	1
Uros Plavsic	1
Santiago Vescovi	1

10+ Assists Sea Car

Kennedy Chandler	2
------------------	---

Charges Drawn Sea Car

John Fulkerson	11
Josiah James	7
Zakai Zeigler	6
Olivier Nkamhoua	5
Santiago Vescovi	4
Victor Bailey Jr.	2
Kennedy Chandler	1

* includes all ties



Official Basketball Box Score - First Half
UT Martin at Tennessee
 10/24/21 Thompson-Boling Arena, Knoxville, Tenn.
 20:07:00 (EST) - Non-Broadcast

Game Time: 10:00 PM
 Game Duration: 1:02
 Attendance: 14,341

Officials: Terry Hryhor, Patrick Smith, K.S. Siskard, Jr.

UT Martin - 42													
Report # 41													
NO.	NAME	PTS	FG	3P	FT	Rebounds	Fouls	TR	AP	AS	TO	ST	Blocks
Min.	pts	fg	3pt	ft	orb	tot	pf	tr	ast	stl	blk	pts	reb
0	Rick Curry	11	2/3	1/2	0/0	1/3	2	9	11	2	4	10	1
12	Dimitri Didenko	8	3/5	0/0	1	1	2	3	11	4	1	0	0
1	Kenny Johnson	5	2/12	2/7	0/0	1/2	3	6	3	2	7	2	3
2	Kai Simon	5	2/10	1/2	1/5	1/2	6	6	3	1	14	0	5
3	Matt Henderson	5	2/6	0/2	0/0	0	0	0	0	0	0	0	0
4	Clayton	5	2/6	0/0	0/0	0	0	0	0	0	0	0	0
5	Clayton	5	2/6	0/0	0/0	0	0	0	0	0	0	0	0
10	Devin Simmons	2	0/3	0/0	0/1	1	1	1	3	2	1	0	0
20	Joseph Moore	2	0/3	0/0	0/0	0	0	0	0	0	0	0	0
11	Grant Hunt	0	0/4	0/2	0/0	0	0	0	0	0	0	0	0
15	David Cummings	0	0/3	0/2	0/1	1	1	0	0	0	0	0	0
Totals		42	4	1	5	0	2	2	2	2	2	2	2
Technical Fouls: N/C													

Tennessee - 58													
Report # 32													
NO.	NAME	PTS	FG	3P	FT	Rebounds	Fouls	TR	AP	AS	TO	ST	Blocks
Min.	pts	fg	3pt	ft	orb	tot	pf	tr	ast	stl	blk	pts	reb
13	Oliver Nkamhoua	17	10/13	2/2	5/5	9	14	5	2	11	1	2	2
33	Uroa Plastic	11	5/11	3/4	1/1	0	1	3	8	1	1	0	1
1	Kennedy Chandler	7	2/11	1/4	2/2	1	0	5	20	4	0	0	0
25	Santiago Vescovi	6	2/10	1/1	2/4	1	4	5	3	2	0	0	0
30	Josiah-Jordan James	5	2/7	1/4	0/0	1	5	1	2	1	1	4	0
2	Brandon Huntley-Hatfield	5	2/5	1/1	0/0	3	6	1	0	7	0	1	3
12	Kenny Bailey Jr.	5	2/5	0/2	2/2	0	2	0	1	0	0	0	0
5	Zakai Zeigler	5	2/5	0/2	1/1	0	1	0	1	3	4	1	0
24	Justin Powell	5	2/5	0/2	0/0	3	2	1	0	1	1	0	0
15	Jahmal Mashack	5	2/5	0/2	0/0	2	3	0	2	1	0	0	0
3	Quentin Dibounde	5	2/5	0/2	0/0	0	0	0	0	0	0	0	0
26	Brack Barnes	5	2/5	0/2	0/0	0	0	0	0	0	0	0	0
Totals		58	17	4	23	25	48	12	10	30	13	2	3
Technical Fouls: N/C													

Technical Fouls: N/C												
Points from Turnovers												
UTM	TENN	Points from Turnovers	UTM	TENN								
11	12	32 (27.3%)	10	24								
8	12	18.0 (22.5%)	7	34								
Second Chance		7	34									
Fast Breaks		7	34									
Bench		9	31									

- Making a program-high 17 threes, No. 18 Tennessee cruised past UT Martin in the 2021-22 season opener on Nov. 9, 2021, at Thompson-Boling Arena, 90-62.
- Four Vols scored in double figures and UT (1-0) won its fifth straight season opener under head coach Rick Barnes.
- A new-look Volunteer offense connected on 17 3-pointers, the most Tennessee has ever made in a game. The Vols attempted 40, which ranks second most in school history behind the 50 UT shot against North Carolina A&T on Nov. 27, 2007.
- Kennedy Chandler was perfect from beyond the arc, hitting four threes. With 20 points, he tied for the team lead in scoring with Santiago Vescovi. Vescovi drained six jumpers, all 3-pointers.
- Junior Olivier Nkamhoua registered the second double-double of his career, scoring 11 points and grabbing 14 rebounds.
- Despite the Skyhawk offense shooting 56 percent in the first half, the Volunteers took a 43-35 lead into the break. Tennessee made its impact on the offensive glass, pulling down 13 boards, which led to 18 second-chance points. UT Martin (0-1) had just one offensive rebound in the period.
- The Tennessee offense found its groove in the second half, shooting 18-of-37 from the floor and 9-of-19 from three. Spreading the ball around contributed to this offensive efficiency, as eight Vols scored and 12 checked into the game.
- Josiah-Jordan James had five steals, contributing to Tennessee's 12 total. The five steals were the most by an individual since Jordan Bowden took away six at Alabama on Feb. 4, 2020. Overall, the Vols forced the Skyhawks into 21 turnovers.
- Five Vols made their collegiate debut (Kennedy Chandler, Quentin Dibounde, Brandon Huntley-Hatfield, Jahmal Mashack and Zakai Zeigler) while Justin Powell made his Tennessee debut after transferring from Auburn. He tallied 13 points and was the fourth Vol to score in double figures.
- Tennessee's 23 offensive rebounds were its most since Jan. 2, 2016, when the Vols grabbed 23 at Auburn.



Official Basketball Box Score - First Half
East Tennessee State at Tennessee
 10/24/21 Thompson-Boling Arena, Knoxville, Tenn.
 20:07:00 (EST) - Non-Broadcast

Game Time: 10:00 PM
 Game Duration: 1:02
 Attendance: 14,341

Officials: Terry Hryhor, Patrick Smith, K.S. Siskard, Jr.

East Tennessee State - 62													
Report # 37													
NO.	NAME	PTS	FG	3P	FT	Rebounds	Fouls	TR	AP	AS	TO	ST	Blocks
Min.	pts	fg	3pt	ft	orb	tot	pf	tr	ast	stl	blk	pts	reb
0	Shane Adreke	11	5/10	0/0	0/0	1	1	1	1	0	1	1	0
14	Ty Brewer	7	3/10	2/7	1/5	0/0	0	1	4	0	5	2	0
2	Jarrod King	6	2/10	1/5	0/0	2	3	1	1	0	2	1	0
4	David Sloan	6	2/15	3/10	2/4	4	4	2	2	1	12	1	4
25	Ladarius Brewer	5	2/10	0/0	2/4	5	0	0	3	1	11	2	3
30	Joseph Johnson	5	2/11	1/4	0/0	0	6	1	0	1	4	0	0
23	Vonnie Patterson	5	2/17	0/1	0/0	0	0	0	0	1	4	0	0
33	Charles Walker	5	2/10	0/0	1/1	1	2	0	0	0	0	0	0
1	Muhab Yassar	5	1/4	1/2	2/2	2	2	4	0	3	0	0	0
20	Kennel Charles	5	2/11	0/2	1/2	1	3	2	0	1	2	0	0
Totals		62	11	5	5	3	0	2	0	0	3	0	0
Technical Fouls: N/C													

Tennessee - 54													
Report # 30													
NO.	NAME	PTS	FG	3P	FT	Rebounds	Fouls	TR	AP	AS	TO	ST	Blocks
Min.	pts	fg	3pt	ft	orb	tot	pf	tr	ast	stl	blk	pts	reb
10	John Fulkerson	22	10/20	2/6	0/0	2/2	4	10	0	3	6	3	1
13	Oliver Nkamhoua	17	10/20	2/6	0/0	2/2	4	10	0	3	6	3	1
1	Kennedy Chandler	6	2/14	0/3	2/2	1	4	5	2	1	16	1	1
25	Santiago Vescovi	6	2/13	1/1	1/1	0	1	4	3	2	7	2	0
30	Josiah-Jordan James	5	2/11	1/4	0/0	1	4	1	2	0	8	2	2
33	Uroa Plastic	5	2/12	0/0	0/0	0	0	1	0	1	4	0	0
12	Kenny Bailey Jr.	5	2/10	0/0	1/1	3	2	0	0	0	0	0	0
2	Brandon Huntley-Hatfield	5	2/10	0/0	3/4	3	3	3	2	3	0	1	0
5	Zakai Zeigler	5	2/14	0/1	0/0	0	0	0	0	0	4	2	2
24	Justin Powell	5	2/11	0/4	0/0	1	1	0	0	0	0	0	0
15	Jahmal Mashack	5	2/11	0/0	0/0	1	1	0	0	0	0	0	0
0	James Adcox	5	2/11	0/0	0/0	0	0	0	0	0	0	0	0
3	Quentin Dibounde	5	2/11	0/0	0/0	1	1	0	0	0	0	0	0
26	Brack Barnes	5	2/11	0/0	0/0	0	0	0	0	0	0	0	0
21	Kent Gilbert	5	2/11	0/0	0/0	0	0	0	0	0	0	0	0
Totals		54	14	5	5	3	0	2	0	0	3	0	0
Technical Fouls: N/C													

Technical Fouls: N/C												
Points from Turnovers												
ETSU	TENN	Points from Turnovers	ETSU	TENN								
11	12	42 (27.3%)	10	24								
8	12	18.0 (22.5%)	7	34								
Second Chance		7	34									
Fast Breaks		7	34									
Bench		9	31									

- With a strong effort on both ends of the floor, No. 18 Tennessee defeated ETSU, 94-62, on Nov. 14, 2021, at Thompson-Boling Arena.
- The Vols (2-0) held ETSU to 19-of-56 (33.9 percent) shooting while reaching the 90-point mark for the second time in as many games.
- Olivier Nkamhoua led the Vols in scoring and set a new career-high, scoring 23 points on 9-of-14 shooting from the field. He knocked down both three pointers he attempted and also secured eight rebounds.
- Kennedy Chandler, UT's second-highest scorer, scored all of his points in the first half, notching 16 on 6-of-9 shooting. He added six assists, five rebounds and three steals.
- On the defensive end, Tennessee racked up 14 steals as a team—its most in a game since Feb. 7, 2015. The Vols also pulled down 51 rebounds, their first time nabbing more than 50 boards since Nov. 28, 2018.
- The win marked the 729th of head coach Rick Barnes' career, tying him for 16th on the Division I all-time wins list with Norm Stewart and Jerry Tarkanian.
- Tennessee saw its offense explode out of the gates, posting 46 points in the first half after going on a pair of long scoring runs. Holding a narrow 13-11 lead at the 15:41 mark in the first half, the Vols put together an 11-0 run to extend their lead to 13 points. UT also rounded out the half on a 15-1 run in the last 5:47. John Fulkerson dominated the glass in the period, pulling down eight rebounds in his first game back from injury. He finished with 10 and was the only Vol with double-digit boards.
- Nkamhoua and Justin Powell both finished in double figures for the second half, scoring 16 and 11, respectively. Sixteen Volunteers played in the half, as senior Knoxville native Brock Jancek recorded his first career points on a pair of free throws with less than two minutes left in the game. Jonas Adcox and Isaiah Sulack both made their career debuts, while Kent Gilbert checked into the second game of his career.
- It was the second game as ETSU's head coach for former Vols assistant Desmond Oliver.

OUTLOOK

PLAYERS

STAFF

REVIEW

RESULTS

RECORDS

HONORS

POSTSEASON

VOLMANAC

MEDIA INFO



GAME RECAPS



Official Basketball Box Score - Final
Villanova at Tennessee
 11:03 Manager Sam Arns, Louisville
 02/20/2020 Mtn South Region

Game Time: 1:00 PM
Tennessee at Villanova
 11:03 Manager Sam Arns, Louisville
 02/20/2020 Mtn South Region



Official Basketball Box Score - Final
Tennessee at North Carolina
 11:03 Manager Sam Arns, Louisville
 02/20/2020 Mtn South Region

Game Time: 1:00 PM
Tennessee at North Carolina
 11:03 Manager Sam Arns, Louisville
 02/20/2020 Mtn South Region

Tennessee - 71 **Record: 3-1**

NO.	Name	Min	FG	3P	FT	Rebounds	Fouls	PTS	AST	TO	ST	BLK	SA	SB	LA
1	Brandon Slater	F	13:27	5/8	1/2	3/4	0	3	4	2	14	0	1	1	0
2	Jermaine Samuels	F	31:08	6/10	2/4	0/0	4	7	11	2	3	14	0	2	0
4	Eric Dixon	F	25:05	3/9	0/0	2	3	5	4	2	1	0	2	1	1
2	Colin Gillespie	G	32:17	3/10	2/7	6/8	1	2	3	2	14	4	1	2	0
5	Justin Moore	G	33:30	5/18	1/5	2/2	2	5	7	3	13	0	2	2	1
4	Chris Acadopoulos	F	28:45	1/3	0/0	0	1	1	0	0	3	2	0	0	0
14	Caleb Daniels	F	18:17	2/6	1/2	2/2	0	4	3	2	7	0	1	0	0
15	Jordan Langford	F	05:54	0/1	0/0	0	1	2	0	0	0	1	0	1	0
13	Trey Patterson	Jr	03:23	0/1	0/0	0	0	0	0	0	0	0	0	0	0
22	Nirvana Njoku	D	01:29	0/1	0/0	0	1	2	1	0	0	0	0	0	0
Team						3	0	3	0	0	0	0	0	0	0
Totals			25:47	19:24	13:16	14:27	41	19	33	17	14	7	8	3	3

Shooting By Period
 1st FGM: 15-33 (45.4%)
 2nd FGM: 4-9 (44.4%)
 3rd FGM: 5-8 (62.5%)
 4th FGM: 12-34 (35.3%)
 5th FGM: 4-11 (36.4%)
 6th FGM: 8-8 (100%)
 7th FGM: 25-67 (37.3%)
 8th FGM: 8-24 (33.3%)
 9th FGM: 13-18 (72.2%)
 10th FGM: 11-11 (100%)

Technical Fouls: NONE

Tennessee - 89 **Record: 2-1**

NO.	Name	Min	FG	3P	FT	Rebounds	Fouls	PTS	AST	TO	ST	BLK	SA	SB	LA
10	John Fulkerson	F	22:44	5/7	0/0	1	2	5	1	1	13	2	0	1	0
13	Olivier Nkamhoua	F	17:00	3/6	1/1	0/0	1	5	5	3	3	3	1	1	0
11	Kennedy Chandler	G	23:00	0/3	0/0	0/0	0	0	5	2	1	14	2	1	1
24	Austin Powell	F	02:24	1/8	0/0	0/0	0	2	0	0	0	0	0	0	0
25	Santiago Vescovi	G	31:02	1/2	0/0	2/2	7	2	2	0	17	2	2	0	0
12	Victor Bailey Jr.	F	05:47	1/4	0/1	0/0	1	1	1	0	0	0	0	0	0
33	Uros Plavsic	F	12:37	2/3	0/1	0/0	2	3	0	4	2	0	1	1	0
12	Brandon Hurley-Hatfield	F	22:53	3/7	0/0	0/0	2	3	2	3	16	1	1	1	0
5	Zakai Zeigler	F	27:47	2/10	1/0	2/2	3	1	1	1	18	0	2	0	0
10	Jonas Adoo	F	00:46	0/0	0/0	0/0	0	0	0	0	0	0	0	0	0
Team						1	0	0	0	0	0	0	0	0	0
Totals			30:70	30:20	4:5	8:30	38	18	15	10	28	10	8	4	1

Shooting By Period
 1st FGM: 17-38 (44.7%)
 2nd FGM: 3-11 (27.3%)
 3rd FGM: 2-2 (100%)
 4th FGM: 23-50 (46.0%)
 5th FGM: 3-8 (37.5%)
 6th FGM: 30-70 (42.9%)
 7th FGM: 8-20 (40.0%)
 8th FGM: 6-9 (66.7%)
 9th FGM: 10-11 (90.9%)
 10th FGM: 11-11 (100%)

Technical Fouls: 0-0

Tennessee - 53 **Record: 2-1**

NO.	Name	Min	FG	3P	FT	Rebounds	Fouls	PTS	AST	TO	ST	BLK	SA	SB	LA
10	John Fulkerson	F	21:45	2/3	0/0	0	1	2	4	1	2	4	0	3	0
13	Olivier Nkamhoua	F	27:08	0/2	0/0	0	2	4	6	3	3	0	1	2	0
11	Kennedy Chandler	G	25:11	1/9	0/2	4/4	3	3	5	6	2	3	0	1	1
25	Santiago Vescovi	G	36:57	7/17	4/12	5/5	2	6	4	4	23	1	3	0	0
30	Joshua Anderson-James	G	27:03	1/8	0/0	0	1	4	5	2	2	1	2	1	0
12	Victor Bailey Jr.	F	05:11	1/5	0/4	0/0	0	0	1	2	0	1	0	1	0
33	Uros Plavsic	F	05:08	0/0	0/0	0	1	1	2	0	0	0	0	0	0
5	Zakai Zeigler	F	05:58	2/4	1/1	0/0	0	1	1	2	1	2	0	0	0
24	Justin Powell	F	18:13	2/6	0/3	1/2	0	1	1	1	1	5	2	0	0
2	Brandon Hurley-Hatfield	F	11:53	1/1	0/0	0/1	0	2	0	2	0	0	0	0	0
15	Jamal Mashack	G	04:50	1/2	0/0	2/2	0	2	1	0	2	1	0	1	1
10	Jonas Adoo	F	01:51	0/1	0/0	0/0	0	0	0	0	0	0	0	0	0
Team						2	5	7	0	0	0	0	0	0	0
Totals			19:57	15:28	10:13	12:27	39	19	33	9	18	4	3	3	118

Shooting By Period
 1st FGM: 5-22 (22.7%)
 2nd FGM: 1-11 (9.1%)
 3rd FGM: 4-5 (80%)
 4th FGM: 14-35 (40.0%)
 5th FGM: 4-7 (57.1%)
 6th FGM: 6-8 (75%)
 7th FGM: 19-27 (70.4%)
 8th FGM: 10-13 (76.9%)
 9th FGM: 1-2 (50%)

Technical Fouls: NONE

North Carolina - 72 **Record: 2-2**

NO.	Name	Min	FG	3P	FT	Rebounds	Fouls	PTS	AST	TO	ST	BLK	SA	SB	LA
2	Armondo Bacot	F	22:21	6/9	0/0	4/8	4	8	12	2	3	1	1	2	0
13	Dawson Garcia	F	17:46	2/7	0/1	0/1	1	2	3	2	1	4	0	3	0
1	Leahy Black	G	18:18	1/3	0/0	0/0	0	2	3	1	1	1	0	2	0
4	RJ Davis	G	35:05	0/1	2/3	6/7	0	4	4	2	7	14	4	1	0
28	Kareem Watson	F	22:48	0/4	0/0	0/0	0	0	0	1	0	0	0	1	0
0	Anthony Harris	F	15:29	0/0	0/0	0/0	0	0	0	2	1	0	0	0	0
46	Brady Minko	F	28:58	1/12	0/0	4/4	0	3	2	2	2	2	0	0	0
3	Dontae Styles	F	01:55	0/1	0/0	0/0	0	0	0	0	0	0	0	0	0
Team						0	4	4	3	0	0	0	0	0	0
Totals			32:58	10:22	19:02	5:29	30	15	12	1	1	1	1	4	17

Shooting By Period
 1st FGM: 10-28 (35.7%)
 2nd FGM: 4-10 (40%)
 3rd FGM: 8-10 (80%)
 4th FGM: 15-37 (40.5%)
 5th FGM: 6-11 (54.5%)
 6th FGM: 10-12 (83.3%)
 7th FGM: 22-55 (40%)
 8th FGM: 10-23 (43.5%)
 9th FGM: 10-22 (45.5%)
 10th FGM: 11-11 (100%)

Technical Fouls: 0-0

Technical Fouls: NONE

Points from Turnovers	UNC	TEN
1st	13	14
2nd	3	2
3rd	3	2
4th	3	2
5th	3	2
6th	3	2
7th	3	2
8th	3	2
9th	3	2
10th	3	2
Total	39	38

Technical Fouls: NONE

Points from Turnovers	UNC	TEN
1st	13	14
2nd	3	2
3rd	3	2
4th	3	2
5th	3	2
6th	3	2
7th	3	2
8th	3	2
9th	3	2
10th	3	2
Total	39	38

- The 17th-ranked Tennessee basketball team struggled early offensively and never found its rhythm, falling 71-53 to No. 5 Villanova on Nov. 20, 2021, at the Basketball Hall of Fame Tip-Off Tournament.
- Tennessee shot 19-for-57 (.333) from the field on Saturday. Santiago Vescovi was the lone Vol in double figures, tying his career high with 23 points.
- Out of the gates, Villanova jumped out to a 17-5 lead, aided by Tennessee's 2-for-12 shooting start. The Vols cut the Wildcats' lead to eight at 19-11, but Villanova answered by ending the half on a 16-4 run to take a 35-15 lead into the halftime break.
- Overall for the first half, Tennessee shot 5-for-22 (.227) from the field.
- The Vols and Wildcats battled early in the second half, but Tennessee was never able to draw closer than 15 points.
- Villanova was led by Jermaine Samuels, who logged 14 points and a game-high 11 rebounds. Collin Gillespie and Brandon Slater also scored 14 in a balanced effort for the Wildcats.
- Villanova went on to advance to the Final Four, where it lost to eventual national champion Kansas.

- The 17th-ranked Tennessee basketball team controlled the game from start to finish and closed out the Basketball Hall of Fame Tip-Off with a victory, taking down No. 18 North Carolina, 89-72, on Nov. 21, 2021.
- Four Vols scored in double figures during the win, led by freshman Zakai Zeigler, who scored a career-high 18 on 7-for-10 shooting—including 3-for-5 from 3-point range. Zeigler also had five assists and did not commit a turnover in 28 minutes of action.
- Junior Santiago Vescovi had a productive outing for the second consecutive game, scoring 17 points and grabbing a career-high nine rebounds. Freshman Kennedy Chandler had his third double-figure scoring output in four games as a Vol, finishing with 14 points, eight rebounds and five assists.
- Super-senior John Fulkerson shot 6-for-7 from the field, scoring a season-high 13 points, dishing out a career-high six assists and tallying five rebounds.
- As a team, Tennessee (3-1) shot a season-high 54.3 percent (38-for-70) from the field, including 65.6 percent during the second half (21-for-32).
- After taking a seven-point lead into halftime, Tennessee came out hot offensively in the second half, hitting nine of its first 10 shots and building its lead to 15 points on an Olivier Nkamhoua jumper in the paint at the 14:30 mark.
- From that point forward, North Carolina never drew closer than two points, while Tennessee extended its lead to as many as 20 points.
- Coming out of the gates playing solid on both ends of the floor, Tennessee held a 39-32 lead at the halftime break.
- After the teams battled back and forth for the opening eight minutes of the game, the Vols used a 10-2 run to take a 23-16 lead and despite runs by North Carolina, did not trail for the remainder of the period or the rest of the game.
- Tennessee used a balanced scoring attack early in the contest, as the Vols' first 23 points came from eight different players. The Big Orange defense was also swarming during the opening 20 minutes, forcing nine UNC turnovers.
- North Carolina went on to earn a No. 8 seed in the NCAA Tournament and advance to the national championship game, where it lost to Kansas.

GAME RECAPS



Official Basketball Box Score - Final
Tennessee at Colorado
 19831 CU Events Center, Boulder
 10/23/2016 Tennessee at Colorado

Game Time: 10:00 PM
 Game Duration: 2:00
 Attendance: 11,344



Official Basketball Box Score - Final
Texas Tech at Tennessee
 120713 Madison Square Garden, New York
 02/12/2016 Tennessee at Tennessee

Game Time: 10:00 PM
 Game Duration: 2:00
 Attendance: 11,344

Officials: Mike Tread, Karl Votko, Gary Powers

Tennessee - 63		Record: 6-1													
NO.	Name	Min	FG	3P	FT	Rebounds	Fouls	TP	AS	TO	ST	Blocks	SA	AA	Shooting by Period
			M/A	M/A	M/A	off	tot								1st
10	John Fulkerson	F	13:05	4/10	0/0	2/3	5	2	1	1	2	1	2	0	1
13	Oliver McCarroll	F	12:56	1/5	0/2	1/3	2	3	5	1	2	3	0	1	2
11	Kennedy Chandler	F	36:16	15/20	1/6	0/3	3	3	21	2	2	2	1	0	11
12	Victor Bailey Jr.	G	13:59	0/0	0/0	0/0	1	0	1	0	0	0	0	0	0
25	Santiago Vescovi	G	22:12	5/5	3/3	0/0	1	1	0	13	2	1	0	0	6
24	Justin Powell	F	28:02	1/8	1/6	2/3	0	1	1	2	5	1	2	0	1
30	Josiah-Jordan James	25:30	2/3	1/2	0/0	1	8	9	3	1	5	1	0	2	4
33	Ukiah Phares	F	05:06	2/2	0/0	0/0	1	0	1	1	4	0	1	0	1
2	Brandon Hurley-Hatfield	F	05:51	0/2	0/1	0/0	3	3	2	1	0	0	0	0	2
9	Zakai Zeigler	F	16:03	1/6	0/4	0/0	3	3	2	1	2	3	2	1	0
Team															
Totals			20:61	6:24	6:9	6	28	34	19	11	6	11	8	1	15

Officials: Doug Simons, Patrick Adams, Gary Powers

Texas Tech - 57		Record: 2-1													
NO.	Name	Min	FG	3P	FT	Rebounds	Fouls	TP	AS	TO	ST	Blocks	SA	AA	Shooting by Period
			M/A	M/A	M/A	off	tot								1st
4	Kevin Okoro	F	41:40	6/16	0/0	2/2	5	7	0	11	0	0	3	1	3
11	Bryson Williams	F	19:22	3/9	1/2	0/0	1	2	3	2	0	1	0	1	2
1	Terrence Shannon, Jr.	G	42:12	1/4	0/1	5/7	1	1	12	1	5	8	2	1	0
2	Darvon Warren	G	24:54	3/10	1/2	3/6	3	2	3	2	0	0	2	2	1
15	Kevin McCullar	G	1:39	2/8	0/2	4/6	0	10	0	3	6	8	5	2	1
4	Daniel Bledsoe	F	36:27	1/1	0/0	2/5	2	9	11	3	4	4	0	1	0
25	Adonis Arms	10:16	0/3	0/2	0/0	2	0	2	0	0	0	1	0	1	
12	Mylak Willard	04:27	0/0	0/0	0/0	0	1	1	0	1	0	0	0	0	
14	Marqus Santos Silva	01:21	0/0	0/0	0/1	1	0	0	0	0	0	0	0	0	
3	Clarence Natchiy	00:20	0/0	0/0	0/1	1	0	1	0	1	0	0	0	0	
Team															
Totals			19:41	4:24	1:52	12	44	54	12	22	17	13	6	8	15

Officials: Mike Tread, Karl Votko, Gary Powers

Colorado - 54		Record: 6-9													
NO.	Name	Min	FG	3P	FT	Rebounds	Fouls	TP	AS	TO	ST	Blocks	SA	AA	Shooting by Period
			M/A	M/A	M/A	off	tot								1st
12	John Fulkerson	F	22:17	3/3	1/4	5/6	6	3	2	10	3	2	1	1	2
21	Evans Bailey	F	28:27	4/11	0/1	4/7	4	3	7	4	2	0	0	2	4
23	Treylon de Silva	F	24:47	2/10	1/2	2/3	3	11	2	2	1	0	0	4	
3	Koushaun Bartholmey	G	25:52	2/10	0/5	0/0	2	7	9	0	1	4	1	0	1
24	Eljah Parquet	G	34:40	2/3	0/1	0/0	2	1	3	0	4	0	2	1	0
32	Napae Collier	05:21	0/1	0/0	0/0	0	0	0	0	0	0	0	0	0	
2	K.J. Simpson	25:18	2/8	0/2	3/4	0	3	3	1	7	1	4	0	0	
34	Lanceon Lovings	06:28	0/0	0/0	0/0	0	0	0	0	0	0	0	0		
0	Luka O'Brien	04:01	1/1	0/1	1/1	1	0	1	0	3	0	0	0	0	
1	Justin Hammonds III	07:20	1/2	1/1	0/1	0	1	0	3	0	1	0	0	1	
Team															
Totals			18:55	4:17	12:18	10	27	37	13	54	15	3	1	8	15

Officials: Doug Simons, Patrick Adams, Gary Powers

Tennessee - 32		Record: 6-0													
NO.	Name	Min	FG	3P	FT	Rebounds	Fouls	TP	AS	TO	ST	Blocks	SA	AA	Shooting by Period
			M/A	M/A	M/A	off	tot								1st
10	John Fulkerson	F	35:40	4/9	0/0	2/4	4	6	10	2	1	0	0	0	1
13	Oliver McCarroll	F	13:54	1/3	0/0	1/2	3	1	1	2	1	2	0	0	1
11	Kennedy Chandler	F	20:21	4/13	1/5	0/1	2	3	4	9	8	0	0	2	2
12	Victor Bailey Jr.	F	20:15	1/6	1/6	0/1	1	5	6	2	0	0	0	0	
25	Santiago Vescovi	G	33:03	2/14	2/10	1/5	0	5	4	19	1	0	0	2	4
5	Zakai Zeigler	F	39:11	3/10	1/7	2/4	0	2	2	4	2	1	1	0	1
30	Josiah-Jordan James	32:08	2/12	1/8	2/9	1	8	9	4	11	0	3	0	1	
32	Ukiah Phares	19:53	1/1	0/0	0/1	1	0	0	0	0	0	0	0		
24	Justin Powell	08:05	0/3	0/0	0/1	1	1	0	0	0	0	0	0		
2	Brandon Hurley-Hatfield	03:31	0/0	0/0	1/2	0	1	1	0	1	0	0	0		
15	Internal Mackay	03:24	0/0	0/0	0/2	0	0	0	0	0	0	0	0		
Team															
Totals			19:71	6:39	6:16	10	37	47	22	22	10	9	6	8	15

Technical Fouls: NONE

TECH	COLO	Points from Turnovers	TECH	COLO	Period by Period Scoring
Biggest Lead	15 (2nd 05:00)	8 (1st 18:01)	Points from Turnovers	TECH	COLO
Best Scoring Run	8 (2nd 6:48)	8 (1st 18:01)	Paint	42	28
Lead Changes	7	Second Chance	7	10	10
Times Tied	0	Fast Breaks	9	3	3
Time with Lead	29:53	0:26	Bench	16	13

Technical Fouls: NONE

TEC	TEN	Points from Turnovers	TEC	TEN	Period by Period Scoring
Biggest Lead	9 (1st 2:31)	3 (1st 18:10)	Points from Turnovers	TEC	TEN
Best Scoring Run	6 (1st 6:20)	6 (2nd 14:12)	Paint	28	30
Lead Changes	2	Second Chance	1	10	10
Times Tied	2	Fast Breaks	4	19	18
Time with Lead	27:52	00:32	Bench	4	19

- Freshman Kennedy Chandler scored a career-high 27 points and No. 13 Tennessee defeated Colorado on the road on Dec. 2, 2021, 69-54.
- The Volunteers snapped Colorado's nine-game home win streak at CU Events Center. The Buffaloes also saw their six-game home win streak against top-25 foes halted.
- Chandler shot 13-for-20 from the field in 36 minutes of action, leading the Vols in both scoring and minutes played.
- In comparison to Chandler's 13-for-20 shooting performance, Colorado's five starters were a combined 13-for-40 from the field.
- Santiago Vescovi was Tennessee's second-leading scorer, totaling 13 points on a perfect 5-for-5 shooting from the field, including 3-for-3 from 3-point range. John Fulkerson joined Chandler and Vescovi in double figures with 10 points, also adding six rebounds.
- In his first game back after missing three games due to injury, Josiah-Jordan James logged a team-high +22 in his 26 minutes of action. James scored five points and had team-highs in both rebounds (9) and blocks (4).
- After going into halftime trailing by 10, Colorado cut Tennessee's lead to five on four separate occasions in the second half but was never able to draw closer.
- When the Buffaloes cut the Vols' lead to five for the final time at 50-45 with 8:34 remaining, James answered with a deep 3-pointer from the left wing that kickstarted a 10-2 Tennessee run. From that point, Colorado never cut its deficit to fewer than nine points.
- In the first half, Tennessee shot 48 percent from the field—aided by 16 points from Chandler—and took a 34-24 lead into halftime.
- Colorado was hot out of the gates, racing out to an 8-0 lead in the opening two minutes. Tennessee, however, quickly answered with an 11-2 run to take an 11-10 lead.
- The Vols and Buffs went back and forth until a Chandler driving layup spurred a 14-5 Tennessee run to end the half. Chandler scored 12 of Tennessee's points during the run. He finished the first half with 16 points on 8-for-11 shooting.
- Tennessee held Colorado to 19-for-55 (.345) shooting on Saturday—the Buffaloes' lowest field-goal percentage at home since Dec. 12, 2017.

- Plagued by a cold shooting performance, No. 13 Tennessee fell to Texas Tech in overtime on Dec. 7, 2021, at Madison Square Garden, 57-52.
- Despite holding Texas Tech (7-1) to 19-for-61 (.311) shooting, Tennessee (6-2) shot just 19-for-71 (.268) from the field for the game, including 6-for-39 (.154) from 3-point range.
- John Fulkerson led the Vols in scoring with 10 points, also adding 10 rebounds and five blocks. Kennedy Chandler, Santiago Vescovi and Zakai Zeigler had nine points apiece.
- Trailing 44-41 with just over 30 seconds remaining in regulation, Josiah-Jordan James hit a 3-pointer from the right wing to send the game to overtime.
- In the overtime period, the Red Raiders outscored the Vols, 13-8.
- After Zeigler made a layup to cut Texas Tech's lead to 38-35 with 11:50 remaining in the second half, the two teams combined to score just four total points through the 4:12 mark—with zero made field goals. In total, 8:12 of game time elapsed between Zeigler's layup and the next made field goal—a dunk by Bryson Williams that gave Texas Tech a 41-38 lead.
- Tennessee tied the game at 41 and snapped its cold stretch from the field with a 3-pointer from Vescovi at the 1:55 mark. Prior to Vescovi's make, the Vols were 0-for-16 from 3-point range in the second half.
- Following Vescovi's three, Texas Tech added a pair of free throws from Kevin McCullar with 1:26 left and then one more on a 1-for-2 performance at the line from Terrence Shannon Jr. with 37 seconds remaining. Tennessee then sent the game to overtime on James' 3-pointer.
- For more than 16 minutes of the back-and-forth first half, neither team led by more than five points—until a fast break and one layup by Shannon kickstarted a 10-1 Texas Tech run that gave the Red Raiders a 28-20 lead.
- After Tennessee entered the halftime break trailing by four at 29-25, Texas Tech scored a quick five points to open the second half to extend its lead to 34-25.
- Facing its largest deficit of the game, Tennessee responded with a 6-0 run to cut the TTU lead back down to three at 34-31.



Official Basketball Box Score - Final
UNC Greensboro at Tennessee
12/17/21 Thompson-Boling Arena, Knoxville, Tenn.
2021-22 NCAA Season

Game Time: 0:00 PM
View Scores: 11
Attendance: 10,500

Officials: Dan Dier, Victor Vignone, Todd Atwood

UNC Greensboro - 36

NO.	Name	Min	FG		3P	FT	Rebounds	Fouls	TP	AS	TO	ST	Blocks	pts	blk
			MA	AA											
4	Michael Abdoulaye	10:27	0-1	0-0	0-0	1	3	4	0	1	3	0	0	0	0
12	Rhyne Thompson	18:01	0-0	0-0	0-0	1	0	0	0	0	0	0	0	0	0
10	DeMonte Buckingham	22:15	3-8	2-2	1-4	5	1	1	0	2	0	0	0	0	0
24	Darius Truacy	21:30	1-5	1-3	0-0	2	2	3	3	1	2	0	0	1	0
44	Kaleb Hunter	20:32	3-6	0-3	0-0	0	0	0	0	0	0	0	0	0	0
3	Kobe Langley	16:52	0-2	0-0	0-0	0	0	0	0	0	1	0	0	0	0
13	Miles Jones	18:10	2-2	0-0	0-0	3	1	4	1	1	0	0	0	0	0
33	Ras LeVelle	16:52	0-2	0-0	1-2	3	1	2	1	0	0	0	0	0	0
11	J.C. Thornton	13:23	1-4	0-1	0-0	0	0	0	0	2	1	0	0	0	0
14	John White	14:53	0-0	0-0	1-2	3	1	2	1	0	0	0	0	0	0
0	Keyshawn Taylor	12:20	0-0	0-0	0-0	0	0	0	0	0	0	0	0	0	0
20	Haygen Raynor	01:09	0-0	0-0	0-0	0	0	0	0	0	0	0	0	0	0
Totals		14:38	13-38	15-27	5-21	26	13	20	7	25	2	1	4	40	0

Tennessee - 76

NO.	Name	Min	FG		3P	FT	Rebounds	Fouls	TP	AS	TO	ST	Blocks	pts	blk
			MA	AA											
10	John Fulkerson	19:45	1-3	0-0	0-0	2	4	1	4	2	1	2	1	3	2
13	Oliver Nkamhoua	17:15	3-6	1-3	0-0	1	2	3	1	2	0	0	0	10	0
1	Kennedy Chandler	22:46	2-9	1-4	2-2	2	2	0	2	0	0	0	0	11	0
25	Santiago Vescovi	23:43	4-7	2-5	0-0	2	2	2	0	10	8	4	0	16	0
30	Josiah-Jordan James	22:40	4-7	0-0	1-1	1	1	1	1	1	1	0	0	16	0
12	Victor Bailey Jr.	13:53	2-6	1-5	0-0	1	1	1	1	1	0	0	0	8	0
33	Uma Parvic	08:52	1-1	0-0	0-0	2	4	1	1	2	0	0	0	0	0
5	Zakie Dezer	21:30	3-8	0-0	0-2	2	0	0	0	0	0	0	0	11	0
2	Brandon Hurttley-Hatfield	16:38	0-10	0-4	0-0	2	2	0	0	0	0	0	1	0	0
26	Justin Powell	13:25	1-2	0-0	1-3	4	0	0	0	0	0	0	0	0	0
15	Alanna Mashack	08:26	1-2	1-2	0-0	0	0	0	0	1	0	0	0	0	0
3	Quentin Domboue	05:13	1-2	0-1	0-0	1	0	0	0	0	0	0	0	0	0
21	Keen Gilbert	00:28	0-0	0-0	0-0	0	0	0	0	0	0	0	0	0	0
31	Sean Subak	00:08	0-0	0-0	0-0	0	0	0	0	0	0	0	0	0	0
Totals		28:64	13-30	15-24	17-21	12	13	23	7	23	13	4	1	40	0

UNC Greensboro - 36

Player	Points	Rebounds	Assists	Steals	Blocks	Period by Period Scoring	
						1st	2nd
UNCG	36	13	20	7	25	2	1
TENN	76	13	23	4	1	4	1

Tennessee - 76

Player	Points	Rebounds	Assists	Steals	Blocks	Period by Period Scoring	
						1st	2nd
TENN	76	13	23	4	1	4	1
UNCG	36	13	20	7	25	2	1

UNC Greensboro - 36

Player	Points	Rebounds	Assists	Steals	Blocks	Period by Period Scoring	
						1st	2nd
UNCG	36	13	20	7	25	2	1
TENN	76	13	23	4	1	4	1

Tennessee - 76

Player	Points	Rebounds	Assists	Steals	Blocks	Period by Period Scoring	
						1st	2nd
TENN	76	13	23	4	1	4	1
UNCG	36	13	20	7	25	2	1

UNC Greensboro - 36

Player	Points	Rebounds	Assists	Steals	Blocks	Period by Period Scoring	
						1st	2nd
UNCG	36	13	20	7	25	2	1
TENN	76	13	23	4	1	4	1

Tennessee - 76

Player	Points	Rebounds	Assists	Steals	Blocks	Period by Period Scoring	
						1st	2nd
TENN	76	13	23	4	1	4	1
UNCG	36	13	20	7	25	2	1

UNC Greensboro - 36

Player	Points	Rebounds	Assists	Steals	Blocks	Period by Period Scoring	
						1st	2nd
UNCG	36	13	20	7	25	2	1
TENN	76	13	23	4	1	4	1

Tennessee - 76

Player	Points	Rebounds	Assists	Steals	Blocks	Period by Period Scoring	
						1st	2nd
TENN	76	13	23	4	1	4	1
UNCG	36	13	20	7	25	2	1

UNC Greensboro - 36

Player	Points	Rebounds	Assists	Steals	Blocks	Period by Period Scoring	
						1st	2nd
UNCG	36	13	20	7	25	2	1
TENN	76	13	23	4	1	4	1

Tennessee - 76

Player	Points	Rebounds	Assists	Steals	Blocks	Period by Period Scoring	
						1st	2nd
TENN	76	13	23	4	1	4	1
UNCG	36	13	20	7	25	2	1

UNC Greensboro - 36

Player	Points	Rebounds	Assists	Steals	Blocks	Period by Period Scoring	
						1st	2nd
UNCG	36	13	20	7	25	2	1
TENN	76	13	23	4	1	4	1

Tennessee - 76

Player	Points	Rebounds	Assists	Steals	Blocks	Period by Period Scoring	
						1st	2nd
TENN	76	13	23	4	1	4	1
UNCG	36	13	20	7	25	2	1

UNC Greensboro - 36

Player	Points	Rebounds	Assists	Steals	Blocks	Period by Period Scoring	
						1st	2nd
UNCG	36	13	20	7	25	2	1
TENN	76	13	23	4	1	4	1

UNC Greensboro - 36

Player	Points	Rebounds	Assists	Steals	Blocks	Period by Period Scoring	
						1st	2nd
UNCG	36	13	20	7	25	2	1
TENN	76	13	23	4	1	4	1

Tennessee - 76

Player	Points	Rebounds	Assists	Steals	Blocks	Period by Period Scoring	
						1st	2nd
TENN	76	13	23	4	1	4	1
UNCG	36	13	20	7	25	2	1

UNC Greensboro - 36

Player	Points	Rebounds	Assists	Steals	Blocks	Period by Period Scoring	
						1st	2nd
UNCG	36	13	20	7	25	2	1
TENN	76	13	23	4	1	4	1

Tennessee - 76

Player	Points	Rebounds	Assists	Steals	Blocks	Period by Period Scoring	
						1st	2nd
TENN	76	13	23	4	1	4	1
UNCG	36	13	20	7	25	2	1

UNC Greensboro - 36

Player	Points	Rebounds	Assists	Steals	Blocks	Period by Period Scoring	
						1st	2nd
UNCG	36	13	20	7	25	2	1
TENN	76	13	23	4	1	4	1

Tennessee - 76

Player	Points	Rebounds	Assists	Steals	Blocks	Period by Period Scoring	
						1st	2nd
TENN	76	13	23	4	1	4	1
UNCG	36	13	20	7	25	2	1

UNC Greensboro - 36

Player	Points	Rebounds	Assists	Steals	Blocks	Period by Period Scoring	
						1st	2nd
UNCG	36	13	20	7	25	2	1
TENN	76	13	23	4	1	4	1

Tennessee - 76

Player	Points	Rebounds	Assists	Steals	Blocks	Period by Period Scoring	
						1st	2nd
TENN	76	13	23	4	1	4	1
UNCG	36	13	20	7	25	2	1

UNC Greensboro - 36

Player	Points	Rebounds	Assists	Steals	Blocks	Period by Period Scoring	
						1st	2nd
UNCG	36	13	20	7	25	2	1
TENN	76	13	23	4	1	4	1

Tennessee - 76

Player	Points	Rebounds	Assists	Steals	Blocks	Period by Period Scoring	
						1st	2nd
TENN	76	13	23	4	1	4	1
UNCG	36	13	20	7	25	2	1

GAME RECAPS



Official Basketball Box Score - Final
Arizona at Tennessee
12/22/21 Thompson-Boling Arena, Knoxville, Tenn.
2021-22 Men's Basketball

Game Time: 10:00 PM
Game Duration: 2:17
Attendance: 16,427

Officials: Tony Green, Terry Wytner, Patrick Evans

Arizona - 73

Record: 11-13

NO.	Name	Min	FG	3P	FT	Rebounds	Fouls	PF	AS	TS	BT	Blocks	SA	BA	+/-	Shooting By Period											
																%	FT%										
10	Kacolas Tubols	11	0/0	0/0	0/0	3	4	0	1	2	0	1	0	0	1	0	0	0									
33	Christian Koloko	C 19:18	2/3	0/0	0/2	2	3	5	2	4	0	1	2	0	0	1	2	0									
0	Barnes/Madburn	G 25:40	9/16	3/9	1/1	2	6	8	5	28	5	2	0	1	0	12	10	50									
4	Dalen Terry	G 30:04	4/6	1/2	0/0	6	6	4	2	8	4	2	1	1	0	5	5	50									
25	Ken Kriska	G 27:30	3/10	0/10	0/2	1	2	3	5	11	3	4	0	0	1	4	0	1									
3	Pekka Luoskonen	G 30:12	2/7	0/2	0/0	1	2	3	1	4	2	2	0	0	0	4	0	0									
5	Justin Ker	G 24:58	3/6	0/1	2/3	3	9	1	3	0	0	0	0	0	7	0	0	0									
11	Dustin Bailey Jr.	G 14:08	1/4	0/0	1/4	1	2	0	2	1	1	0	1	0	3	1	0	0									
Totals																25:56	37:27	12:16	10:28	38	16	73	17	6	3	6	14

Technical Fouls:None

Tennessee - 77

Record: 8-2

NO.	Name	Min	FG	3P	FT	Rebounds	Fouls	PF	AS	TS	BT	Blocks	SA	BA	+/-	Shooting By Period											
																%	FT%										
10	John Fulkerson	F 20:50	8/13	0/0	8/12	5	10	2	13	2	2	0	0	0	1	1	1	1									
13	Oliver Nkamhoua	F 20:26	1/5	0/0	0/0	2	5	7	3	1	2	1	4	1	3	1	7	0									
1	Kennedy Chandler	G 33:59	2/4	0/0	4/6	1	2	3	2	8	4	0	0	0	0	1	1	1									
25	Santiago Vescovi	G 32:23	5/16	1/2	2/3	0	5	4	4	15	1	1	0	1	0	4	0	0									
30	Josiah-Jordan James	G 30:07	5/11	0/6	0/0	3	2	2	2	1	3	2	0	0	1	1	0	0									
24	Justin Powell	G 36:31	4/6	1/2	4/6	2	4	3	2	11	1	0	0	0	0	4	0	0									
5	Zakai Zeigler	G 23:28	1/3	0/0	0/0	0	0	0	0	3	1	0	1	0	0	7	0	0									
33	Ligon Phairae	G 08:48	1/1	0/0	0/0	2	3	0	2	1	1	0	0	0	0	6	0	0									
2	Brandon Huntley-Hatfield	G 11:37	0/0	0/0	0/0	0	0	0	0	0	0	0	0	0	0	2	0	0									
12	Victor Bailey Jr.	G 00:01	0/0	0/0	0/0	0	0	0	0	0	0	0	0	0	0	0	0	0									
Totals																26:57	72:24	18:22	16:24	40	16	27	12	19	8	3	4

Technical Fouls:None

Biggest lead	ARIZ		TENN		Points from Turnovers	Period by Period Scoring
	1st	2nd	3rd	4th		
Best Scoring Run	15 (11:16)	21 (11:25)	15	12	34	15 20 10 27
Lead Changes	0		2		0	ARIZ 21 52 73
Times Tied	0		0		0	ARIZ 21 52 73
Time with Lead	00:00	2:39:00	0		0	TENN 34 40 77

- On a night when he matched the program record for games played, super senior John Fulkerson posted a double-double to lead 19th-ranked Tennessee to a 77-73 victory against No. 6 Arizona in front of a raucous crowd at Thompson-Boling Arena on Dec. 22, 2021. The Vols never trailed.
- The Kingsport, Tennessee, native scored a season-high 24 points and grabbed 10 boards while adding two assists in 30 minutes of action. Fulkerson, who made his 142nd appearance for the Vols, tied Wayne Chism for the most games played in program history.
- While not officially a triple-double, Fulkerson also drew 13 fouls as the Wildcats (11-1) struggled to guard him all game long. He made Arizona pay at the line, knocking down eight of his 11 free throws.
- In a matchup between one of the nation's top offenses and UT's elite defense, the programs battled the entire 40 minutes of the game. Tennessee (9-2) entered the contest as the No. 2 team in the country in defensive efficiency, according to KenPom, while Arizona's 91.0 points per game led the nation.
- The Vols' stifling defense held the Wildcats, who entered the game at No. 1 in the NET rankings, to a season-low 73 points and kept them from ever taking the lead during the contest. UT forced 17 turnovers in the game behind eight steals and five blocks.
- Santiago Vescovi scored 12 of his 15 points during the second half to help spark the Volunteer offense. He knocked down three 3-pointers and added five boards, one assist and one steal. Josiah-Jordan James posted an all-around performance with 12 points, five rebounds, two blocks, two steals and one assist.
- Justin Powell rounded out the double-digit scorers for the Big Orange with 11 points. He knocked down three free throws with 4:08 left in the game to push Tennessee's lead to 66-62 and then iced the game with a free throw in the final seconds to make it a two-possession game.
- Kennedy Chandler finished the game with eight points, four assists, three rebounds and three steals in a team-high 34 minutes of action.
- Tennessee opened the game scorching hot on both ends of the floor, shooting 8-of-12 from the field to jump out to an 18-5 lead with 13:56 left in the first half. Six different Vols scored during the stretch.
- Tennessee held Arizona to just 21 first-half points on 7-for-25 (28.0) shooting.



Official Basketball Box Score - Final
Tennessee at Alabama
12/22/21 Gensert Coliseum, Tuscaloosa
2021-22 Men's Basketball

Game Time: 8:00 PM
Game Duration: 2:13
Attendance: 16,427

Officials: Joe Linkley, Chuck Evans, Owen Davern

Tennessee - 88

Record: 83 (9-1)

NO.	Name	Min	FG	3P	FT	Rebounds	Fouls	PF	AS	TS	BT	Blocks	SA	BA	+/-	Shooting By Period											
																%	FT%										
13	Oliver Nkamhoua	F 32:23	9/17	1/4	2/2	3	9	1	1	1	1	0	0	0	1	2	11										
33	Urois Plavsic	F 19:23	0/0	0/0	0/0	8	8	5	9	4	6	0	2	0	0	1	4										
5	Zakai Zeigler	G 26:59	2/7	0/0	7/8	0	1	1	4	5	1	4	2	0	0	4	0										
25	Santiago Vescovi	G 32:28	5/11	3/8	0/0	0	6	6	5	0	13	3	1	3	0	0	0										
30	Josiah-Jordan James	G 28:18	1/6	1/7	0/0	0	3	2	1	3	0	1	0	0	0	0	0										
2	Brandon Huntley-Hatfield	G 15:28	1/1	0/0	0/0	2	2	0	2	0	0	0	0	0	0	0	0										
12	Victor Bailey Jr.	G 20:09	2/7	1/4	2/2	1	4	1	4	1	7	0	0	0	0	5	0										
34	Justin Powell	G 16:28	0/0	0/0	2/2	3	0	0	0	0	0	0	0	0	0	0	0										
15	Alsham Mashack	G 04:08	0/0	0/0	0/0	0	1	0	0	0	0	0	0	0	0	0	0										
Totals																24:43	72:20	17:00	10:26	35	19	117	10	11	10	2	3

Technical Fouls:None

Alabama - 73

Record: 103 (1-0)

NO.	Name	Min	FG	3P	FT	Rebounds	Fouls	PF	AS	TS	BT	Blocks	SA	BA	+/-	Shooting By Period											
																%	FT%										
4	Jwanzi Gurley	F 23:24	1/3	0/1	0/0	1	4	4	2	2	0	0	0	0	0	0	0										
2	Brandon Huntley-Hatfield	C 12:28	0/1	0/0	0/0	3	2	5	0	0	0	0	0	0	0	0	0										
5	Jaden Shakkelford	G 37:24	5/17	2/10	0/0	2	4	0	1	12	2	1	0	1	0	2	0										
13	Justin Quincy	G 26:46	1/3	1/7	2/4	0	4	4	4	18	3	1	0	0	0	0	0										
14	Keon Ellis	G 35:46	3/9	2/6	1/3	0	9	3	2	9	0	0	1	1	1	1	1										
10	Noah Gurley	F 11:49	0/0	0/0	2/2	1	0	0	0	0	0	0	0	0	0	0	0										
12	Keon Andrew-Hylton	G 07:08	1/0	0/0	0/0	1	0	0	0	2	0	0	0	0	0	0	0										
1	Jarquan Holt	G 03:19	0/1	0/1	0/0	0	1	0	0	0	0	0	0	0	0	0	0										
3	D'Vaun Cook	G 22:24	1/3	0/2	3/4	1	5	6	1	0	0	0	0	0	0	0	0										
Totals																28:60	73:01	14:21	10	32	43	17	23	10	1	2	5

Technical Fouls:None

Biggest lead	TENN		ALAB		Points from Turnovers	Period by Period Scoring
	1st	2nd	3rd	4th		
Best Scoring Run	8 (11:25)	12 (11:28)	12	38	0	16 20 17 27
Lead Changes	0		0		0	TENN 33 35 68
Times Tied	0		0		0	TENN 33 35 68
Time with Lead	27:57	05:38	0		0	TENN 33 35 68

- Despite being down two starters, 14th-ranked Tennessee battled before falling on the road to No. 19 Alabama, 73-68, on Dec. 29, 2021.
- Junior forward Olivier Nkamhoua led the Vols in scoring and rebounding with 15 points and nine boards. Junior guard Santiago Vescovi also had a productive night, contributing 13 points and six rebounds.
- Making his first career start, freshman guard Zakai Zeigler scored 11 points and had four assists.
- Senior Noah Gurley led Alabama with 20 points on 8-for-10 shooting.
- Tennessee was playing the game without two of its season-long starters—freshman guard Kennedy Chandler and super senior forward John Fulkerson.
- After entering the halftime break tied at 33 with Alabama, Tennessee did not trail for the first 18:58 of the second half, but never led by more than six points.
- Facing its largest deficit of the second half at 63-57 with just over six minutes remaining, Alabama strung together a 10-2 run—capped off by a Jaden Shakkelford layup that gave the Tide a 67-65 lead with 1:02 remaining.
- Tennessee quickly responded with a 3-pointer from Nkamhoua with 50 seconds remaining to regain the lead at 68-67, but Alabama fired back once more with a deep three from Keon Ellis to pull in front, 70-68.
- After the Vols missed a 3-point attempt on the other end and Alabama's JD Davison went 1-for-2 at the line, Zeigler missed a potential game-tying 3-pointer.
- UT led by 3 as many as 10 in the first half, but the teams went into the halftime tied at 33.
- The Vols and Tide played a tightly-contested first 12 minutes before Tennessee used a quick 10-3 spurt to take a 33-23 lead at the 3:23 mark.
- After hitting just two of its first 12 field goal attempts, Tennessee rebounded by making 11 of its next 16 shots, capped off by a Brandon Huntley-Hatfield layup that extended the Vols' lead to 10.
- Alabama however quickly responded with a 10-0 run to end the first half that knotted up the score at the break.

GAME RECAPS



Official Basketball Box Score - Final
South Carolina at Tennessee
 01/10/22 Thompson-Boling Arena, Knoxville, Tenn.
 8:00 PM Eastern Standard Time

Game Time: 1:00 PM
 Game Duration: 1:00
 Attendance: 10,278

Officials: Chuck Anderson, Steve Anderson, Tom Walter

South Carolina - #8		Records: 10-5 (13-2)										Shooting By Period			
NO.	NAME	FG	SP	FT	Rebounds		Fouls	TP	AS	TO	ST	Blocks	pts	%	
					off	tot									
13	AJ Wilson	9	16	0	0	0	0	2	3	3	0	0	0	0	57%
15	James Reese V	7	23	0	0	0	0	2	3	5	2	0	0	0	30%
0	James Reese V	0	0	0	0	0	0	0	0	0	0	0	0	0	0%
5	Jamaine Coulmard	6	16	0	0	0	0	1	1	1	3	4	1	0	38%
10	Eli Sheppard	6	20	2	0	1	0	0	0	0	0	0	0	0	30%
33	Zakai Zeigler	5	11	0	0	1	0	0	0	0	0	0	0	0	45%
14	Brandon Martin	3	10	0	0	0	0	0	0	0	0	0	0	0	30%
24	Kashawn Bryant	3	10	0	0	0	0	0	0	0	0	0	0	0	30%
1	Jacobi Wright	2	10	0	0	0	0	0	0	0	0	0	0	0	20%
23	Deshi Carter	1	2	0	0	0	0	0	0	0	0	0	0	0	50%
55	TyQuan Woodley	1	3	0	0	0	0	0	0	0	0	0	0	0	33%
4	The Vaughn Heston	0	0	0	0	0	0	0	0	0	0	0	0	0	0%
2	Chris Carter	0	0	0	0	0	0	0	0	0	0	0	0	0	0%
Team															
Totals		17	49	15	39	6	17	0	28	20	10	46	52	37	34.3%

Tennessee - #9		Records: 11-4 (2-2)										Shooting By Period			
NO.	NAME	FG	SP	FT	Rebounds		Fouls	TP	AS	TO	ST	Blocks	pts	%	
					off	tot									
10	John Fulkerson	5	10	0	0	0	0	0	0	0	0	0	0	0	50%
13	Oliver Nkomoa	4	10	0	0	0	0	0	0	0	0	0	0	0	40%
1	Kennedy Chandler	3	12	0	0	0	0	0	0	0	0	0	0	0	25%
25	Santiago Vescochi	3	10	0	0	0	0	0	0	0	0	0	0	0	30%
30	Josiah-Jordan James	3	10	0	0	0	0	0	0	0	0	0	0	0	30%
33	Uros Plavic	3	10	0	0	0	0	0	0	0	0	0	0	0	30%
5	Zakai Zeigler	2	6	0	0	0	0	0	0	0	0	0	0	0	33%
15	Jahmal Marshall	2	4	0	0	0	0	0	0	0	0	0	0	0	50%
2	Brandon Huntley-Hatfield	1	2	0	0	0	0	0	0	0	0	0	0	0	50%
3	Quentin Diboire	0	0	0	0	0	0	0	0	0	0	0	0	0	0%
Team															
Totals		31	58	11	35	6	17	0	28	14	17	20	52	33	28%

USC		TENN		Points From		Period	
Biggest Lead	6 (11:55-12:02) (2-0-0)	Turnovers	12	1st	2nd	1st	2nd
Lead Changes	0 (11:55-12:02) (2-0-0)	Fast Breaks	10	1st	2nd	1st	2nd
Times Tied	2	Bench	25	1st	2nd	1st	2nd
Time with Lead	08:00	30:51					

- A balanced offensive effort, coupled with stout defense, led the No. 22 Tennessee Volunteers past South Carolina, 66-46, on Jan. 11, 2022, at Thompson-Boling Arena.
- Charleston, South Carolina, junior Josiah-Jordan James provided the spark for Tennessee (11-4, 2-2 SEC), sinking a 3-pointer at the buzzer in the first half. That gave the Vols' offense confidence and momentum to start the second period. James finished with 11 points and 12 rebounds for his second career double-double and first of the season. He also had a pair of assists, one block and a steal.
- Zakai Zeigler brought an energetic presence to the floor when he checked in. The freshman guard logged the Volunteers' first bucket of the game and posted four points, a rebound, an assist and two steals his first rotation in the game. Zeigler finished the game with 11 points, four steals and four assists.
- In total, four Vols scored in double figures, as Santiago Vescochi led the team with 14 points. John Fulkerson added 10 and blocked two shots.
- South Carolina (10-5, 1-2 SEC) was led by James Reese V, who notched 15 points on 3-of-6 shooting from beyond the 3-point arc.
- The Gamecocks were stifled in the paint as the Volunteers did not allow either starting forward for Carolina to make a field goal. South Carolina was only 11-of-30 (36.7 percent) on 2-point field-goal attempts, as the Vols made it tough to get shots up around the key.
- The offenses battled in the first half, both jockeying to sustain a lead. As the first period wound to a close, 3-pointers from Zeigler and Kennedy Chandler helped the Big Orange build a lead, but it was James' trey as the buzzer sounded that extended Tennessee's lead to a 30-24 lead, and the Vols would never look back.
- The Vols rode the offensive momentum to start the second half, starting on a 9-2 run for the first four and a half minutes. The steadfast defense Tennessee has boasted all season held the Gamecocks to 8-of-25 (32 percent) shooting from the floor after the break. UT carried 12 turnovers in the first half, seven coming on steals, and carried that success over to the second half, forcing 11 more turnovers.
- Tennessee held South Carolina to just 0.667 points per possession.



Official Basketball Box Score - Final
Tennessee at Kentucky
 01/10/22 Rupp Arena, Lexington
 8:00 PM Eastern Standard Time

Game Time: 1:00 PM
 Game Duration: 1:00
 Attendance: 10,278

Officials: Terry Ogburn, Ryan Jarrett, Will Harwood

Tennessee - #9		Records: 11-4 (2-2)										Shooting By Period			
NO.	NAME	FG	SP	FT	Rebounds		Fouls	TP	AS	TO	ST	Blocks	pts	%	
					off	tot									
10	John Fulkerson	11	23	0	0	0	0	0	0	0	0	0	22	48%	
13	Oliver Nkomoa	7	16	0	0	0	0	0	0	0	0	0	14	44%	
1	Kennedy Chandler	6	20	0	0	0	0	0	0	0	0	0	6	30%	
25	Santiago Vescochi	6	17	0	0	0	0	0	0	0	0	0	6	35%	
30	Josiah-Jordan James	6	18	0	0	0	0	0	0	0	0	0	6	33%	
33	Uros Plavic	5	12	0	0	0	0	0	0	0	0	0	6	42%	
5	Zakai Zeigler	5	10	0	0	0	0	0	0	0	0	0	6	50%	
15	Jahmal Marshall	3	10	0	0	0	0	0	0	0	0	0	6	30%	
2	Brandon Huntley-Hatfield	3	10	0	0	0	0	0	0	0	0	0	6	30%	
3	Quentin Diboire	0	0	0	0	0	0	0	0	0	0	0	0	0%	
Team															
Totals		51	98	11	35	6	17	0	28	14	17	20	52	33	28%

Kentucky - 107		Records: 10-3 (4-1)										Shooting By Period			
NO.	NAME	FG	SP	FT	Rebounds		Fouls	TP	AS	TO	ST	Blocks	pts	%	
					off	tot									
10	Walter Brinson Jr.	11	23	0	0	0	0	0	0	0	0	0	22	48%	
34	Oscar Tshibole	7	20	0	0	0	0	0	0	0	0	0	14	35%	
2	Salvo Whelan	6	27	0	0	0	0	0	0	0	0	0	6	22%	
3	TyTy Washington Jr.	6	20	0	0	0	0	0	0	0	0	0	6	30%	
31	Kellan Grady	6	24	0	0	0	0	0	0	0	0	0	6	25%	
20	Jacob Toppin	4	10	0	0	0	0	0	0	0	0	0	4	40%	
10	Davon Mintz	3	10	0	0	0	0	0	0	0	0	0	3	30%	
55	Lance Ware	3	10	0	0	0	0	0	0	0	0	0	3	30%	
23	Bryce Hopkins	3	10	0	0	0	0	0	0	0	0	0	3	30%	
4	Diamond Williams	3	10	0	0	0	0	0	0	0	0	0	3	30%	
25	Kameron Watkins	3	10	0	0	0	0	0	0	0	0	0	3	30%	
14	Brandon Canada	0	0	0	0	0	0	0	0	0	0	0	0	0%	
11	Dorson Allen	0	0	0	0	0	0	0	0	0	0	0	0	0%	
Team															
Totals		58	118	10	20	21	20	25	14	17	13	12	31	3	28%

USC		TENN		Points From		Period	
Biggest Lead	2 (11:38-12:34) (2-0-0-8-18)	Turnovers	11	1st	2nd	1st	2nd
Lead Changes	1 (12:07-2:05) (12-07-12-11)	Fast Breaks	10	1st	2nd	1st	2nd
Times Tied	1	Bench	25	1st	2nd	1st	2nd
Time with Lead	00:41	38:07					

- The 22nd-ranked Tennessee basketball team fell to No. 18 Kentucky on the road Saturday, 107-79.
- Kentucky shot 61 percent from the field for the game and made 38 field goals—surpassing the previous season-high of 27 by a Tennessee opponent.
- Despite defensive deficiencies, Tennessee shot 53 percent from the floor. Junior Santiago Vescochi led the Vols with 20 points on 7-for-10 shooting, while Kennedy Chandler had 17. Josiah-Jordan James and Brandon Huntley-Hatfield also scored in double figures with 11 points apiece.
- After Kentucky shot 79 percent from the field during the first half and entered the halftime break with a 52-38 lead, the Wildcats again came out hot in the second half—outscored Tennessee 29-12 in the first eight minutes of the second period.
- Freshman guard TyTy Washington led the Wildcats with 28 points on 10-for-13 shooting.
- Tennessee took an early 5-4 lead, but Kentucky quickly responded with a 10-0 run and never surrendered the lead for the remainder of the contest. Tennessee's deficit was limited to single digits until the last two minutes of the first half, when Kentucky extended its lead to as many as 16. The Wildcats finished the first half on an 11-4 run.
- As a team, Kentucky shot 79 percent (22-for-28) from the field during the first half, including 67 percent from 3-point range (4-for-6). Washington led Kentucky with 14 points on 6-for-7 shooting through the first 20 minutes.
- Tennessee shot 54 percent in the opening period, led by double-figure scoring outputs from Chandler and Vescochi, who tallied 11 and 10 points, respectively.



Game Time: 8:00 PM
Tennessee at Vanderbilt
 61022 Memorial Gymnasium, Nashville
 10/12/22/23/24/25/26/27/28/29/30/31/32

Game Time: 8:00 PM
LSU at Tennessee
 61022 Thompson-Boling Arena, Knoxville, Tenn.
 10/12/22/23/24/25/26/27/28/29/30/31/32

Game Time: 8:00 PM
 Game Duration: 1:16
 Attendance: 21,587

Credits: Ben Lewis, Michael Roberts, Jon Heston

Official Basketball Box Score - Final
LSU at Tennessee
 61022 Thompson-Boling Arena, Knoxville, Tenn.
 10/12/22/23/24/25/26/27/28/29/30/31/32

Officials: Craig Boyles, Fred Roberts, Devin Drent

Tennessee - 69													
Report: 10/12 (23)													
NO.	Name	Min	FG	3P	FT	Rebounds	Fouls	PF	AST	ST	Blocks	pts	
			M/A	M/A	M/A	Off	Def				Blk		
13	Clayton Khamouth	F	25:30	5/8	0/3	3/4	1	6	7	3	4	7	
33	Uros Plavsic	F	25:36	6/7	0/0	1/1	4	3	7	2	0	0	
1	Kennedy Chandler	G	21:26	6/13	0/4	1/1	2	2	4	4	2	13	
25	Santiago Vescovi	G	26:48	3/8	5/5	5/6	2	4	6	4	14	2	
30	Josiah-Jordan James	G	03:57	0/1	0/0	0	1	1	0	0	0	0	
2	Brandon Haskley-Heath	F	13:15	0/2	0/1	1	1	3	0	0	0	0	
10	John Fulkerson	F	16:51	0/4	0/0	2	3	6	4	2	0	1	
24	Josiah Powell	F	28:58	2/6	2/2	2	2	1	1	6	2	0	
5	Zakai Zeigler	F	26:51	0/9	0/3	11/13	0	3	1	5	11	2	
12	Victor Bailey Jr.	0/1	0/1	0/1	0	0	0	0	0	0	0	0	
15	Jahmal Marshall	06:47	0/0	0/0	0	0	0	0	0	0	0	0	
Team						2	3	0					
Totals		119:56	5/23	25/27	14	26	40	23	24	16	14	6	4

Shooting By Period		
1st	2nd	3rd
5PT%: 11.30	36.7%	
3PT%: 4.15	26.7%	
2PT%: 6.26	30.8%	
SPTS: 1.6	12.5%	
GM FOL: 18.00	36%	
GM FOL: 19.64	33.9%	
SPTS: 5.23	21.7%	
FT%: 25.00	66.7%	



LSU - 50												
Report: 10/12 (24)												
NO.	Name	Min	FG	3P	FT	Rebounds	Fouls	PF	AST	ST	Blocks	pts
			M/A	M/A	M/A	Off	Def				Blk	
4	Darius Dean	F	26:42	2/10	1/3	5/1	1	6	7	3	2	5
5	Maean Wilkinson	F	23:21	0/1	0/1	0/0	0	0	4	0	0	0
15	Elmer Hillier	C	21:01	2/6	0/1	0/0	1	3	4	1	2	0
0	Brandon Murray	06:56	7/12	1/3	2/0	2	2	0	0	0	0	19
2	Eric Garner	C	23:53	4/9	1/4	1/3	2	4	6	2	0	0
3	Alex Fudge	08:58	0/1	0/1	0/0	0	3	2	1	0	0	0
11	Jaxxon Williams	11:51	0/0	0/0	0/0	0	0	0	0	0	0	0
13	Ted Eason	28:18	6/12	1/2	3/1	5	6	5	7	1	1	11
Team						3	2	5				
Totals		114:56	16/39	4/17	8	24	32	22	21	10	14	0

Tennessee - 64												
Report: 10/12 (23)												
NO.	Name	Min	FG	3P	FT	Rebounds	Fouls	PF	AST	ST	Blocks	pts
			M/A	M/A	M/A	Off	Def				Blk	
13	Clayton Khamouth	F	19:14	0/1	0/0	0/0	2	4	2	1	0	0
33	Uros Plavsic	F	22:47	5/11	5/11	1/2	1	6	0	0	0	19
1	Kennedy Chandler	G	32:03	4/13	1/4	0/1	0	2	2	3	2	0
25	Santiago Vescovi	G	27:47	6/11	5/11	1/2	1	6	0	0	0	17
30	Josiah-Jordan James	G	22:59	2/4	2/4	3/6	0	5	4	0	2	1
2	Brandon Haskley-Heath	F	12:50	1/2	0/0	0/0	1	0	1	0	0	0
10	John Fulkerson	F	14:15	3/3	0/0	2/3	1	1	3	4	1	0
5	Zakai Zeigler	F	17:19	1/4	1/4	2/2	1	3	2	2	0	0
24	Josiah Powell	10:21	1/2	0/0	0/0	0	0	0	0	0	0	0
15	Jahmal Marshall	06:59	0/1	0/0	1/1	0	0	0	0	0	0	0
Team						22	21	10	28	19	16	0
Totals		122:51	10/28	10/18	8	29	38	18	23	13	14	0

LSU - TENN													
Technical Fouls: State 2*6 (M)Man 2*6 (O)T													
Biggest lead		1st Half		2nd Half		3rd Quarter		4th Quarter		Total		Points Per Period	
1st	2nd	1st	2nd	1st	2nd	1st	2nd	1st	2nd	1st	2nd	1st	2nd
13	13	13	13	13	13	13	13	13	13	13	13	13	13
Best Scoring Run	14 (11/19)	14 (11/19)	14 (11/19)	14 (11/19)	14 (11/19)	14 (11/19)	14 (11/19)	14 (11/19)	14 (11/19)	14 (11/19)	14 (11/19)	14 (11/19)	14 (11/19)
Lead Changes	0	0	0	0	0	0	0	0	0	0	0	0	0
Times Tied	0	0	0	0	0	0	0	0	0	0	0	0	0
Time with Lead	00:00	00:00	00:00	00:00	00:00	00:00	00:00	00:00	00:00	00:00	00:00	00:00	00:00

Vanderbilt - 69												
Report: 10/12 (23)												
NO.	Name	Min	FG	3P	FT	Rebounds	Fouls	PF	AST	ST	Blocks	pts
			M/A	M/A	M/A	Off	Def				Blk	
10	Myles State	F	05:01	2/4	2/4	1	0	1	5	1	2	0
42	Quentin Mirra-Brown	F	32:54	2/3	0/0	2/4	6	4	2	4	0	2
2	Scotty Phippen Jr.	G	30:19	3/10	1/4	10/12	3	5	4	10	18	4
4	Jordan Wright	G	34:10	5/12	1/5	4/4	2	3	2	3	2	0
3	Drew Weaver	G	11:56	0/1	0/1	0	1	1	1	0	0	0
23	Jahmae Mann	F	27:39	1/4	0/0	0/2	7	7	4	2	2	0
0	Tylin Leonard	G	12:19	1/2	0/0	0	3	3	4	1	2	0
10	Trey Thomas	29:51	4/11	3/8	0/1	1	1	0	1	2	4	1
15	Tremen Farr	05:19	0/1	0/1	0/0	0	1	1	0	0	0	0
5	Spence Deonovic	02:56	0/0	0/0	0/0	0	0	0	0	0	0	0
11	Gabe Dorsey	03:42	0/0	0/0	0/0	0	0	0	0	0	0	0
Team						2	4	0				
Totals		184:28	16/28	10/21	29	34	26	21	10	23	9	4

Shooting By Period		
1st	2nd	3rd
5PT%: 4.13	30.6%	
3PT%: 10.13	76.9%	
2PT%: 9.23	38.1%	
SPTS: 4.13	30.6%	
GM FOL: 6.00	69%	
SPTS: 18.49	36.7%	
GM FOL: 8.26	30.0%	
FT%: 16.22	89.6%	

Technical Fouls: State 2*6 (M)Man 2*6 (O)T													
Biggest lead		1st Half		2nd Half		3rd Quarter		4th Quarter		Total		Points Per Period	
1st	2nd	1st	2nd	1st	2nd	1st	2nd	1st	2nd	1st	2nd	1st	2nd
13	13	13	13	13	13	13	13	13	13	13	13	13	13
Best Scoring Run	14 (11/19)	14 (11/19)	14 (11/19)	14 (11/19)	14 (11/19)	14 (11/19)	14 (11/19)	14 (11/19)	14 (11/19)	14 (11/19)	14 (11/19)	14 (11/19)	14 (11/19)
Lead Changes	0	0	0	0	0	0	0	0	0	0	0	0	0
Times Tied	0	0	0	0	0	0	0	0	0	0	0	0	0
Time with Lead	21:07	12:55											

- The 24th-ranked Tennessee basketball team held off in-state foe Vanderbilt on Jan. 18, 2022, at Memorial Gymnasium, securing its sixth straight road win over the Commodores with a 68-60 victory.
- Santiago Vescovi led Tennessee (12-5, 3-3 SEC) in scoring with 14 points, also grabbing six rebounds, Uros Plavsic, who was inserted into the starting lineup for the third time this season, scored a season-high 13 points and had seven rebounds in a season-high 21 minutes.
- Kennedy Chandler filled the stat sheet with 13 points, four rebounds, four assists, five steals and a block. Zakai Zeigler scored 11 points all at the free-throw line, going 11-for-12 at the charity stripe. Zeigler also had four steals.
- Vanderbilt's Scotty Phippen Jr., the preseason SEC player of the year, led the Commodores (10-7, 2-3) with 18 points, but was held to just 3-for-10 shooting.
- After Tennessee took an eight-point lead on a Plavsic hook shot in the point with 3:41 remaining, Vanderbilt answered with an 8-0 run, capped by back-to-back threes from Trey Thomas and Phippen Jr. to tie the game at 60 with 1:22 remaining.
- The Vols answered on the ensuing trip down the court, as Plavsic put back a missed Zeigler three to put Tennessee in front, 62-60. Zeigler then stole the ball on Vanderbilt's inbounds pass, was fouled and then knocked down two free throws.
- Capped by Vescovi and Zeigler both hitting pairs of free throws in the final 36 seconds of game time, the Vols finished the game on an 8-0 run of their own to seal the win.
- For the first 32:19 of game time, neither team led the game by more than four points.
- Plavsic finally pushed Tennessee's lead to five points with an and-one layup with 7:41 remaining, giving the Vols a 50-45 advantage. Tennessee steadily pulled ahead from that point until Plavsic's hook shot that put the Vols ahead by eight and then led to Vanderbilt's 8-0 run.
- Like the majority of the second half, the first half was a back and forth affair. Tennessee took a 33-32 lead into the halftime break.

- No. 24 Tennessee led wire-to-wire and avenged an early-season loss to No. 13 LSU in front of a season-high crowd of 21,061 on Jan. 22, 2022, at Thompson-Boling Arena.
- Santiago Vescovi led Tennessee with 16 points, including five made 3-pointers. Vescovi also tallied a team-high-tying six rebounds and five assists. Making his second straight start, Uros Plavsic had 12 points on 5-for-7 shooting and six rebounds.
- In what was a matchup of two of the nation's top-five teams in terms of adjusted defensive efficiency, Tennessee held LSU to a season-low 50 points.
- Tari Eason led LSU offensively with 16 points.
- Coming out of the halftime break with a 29-24 lead, Tennessee opened the second half on a 13-4 run, pulling in front by 14 on a Kennedy Chandler driving layup with 11:34 remaining. In the opening six minutes of the second half, LSU scored just two points and made just one of its first nine shots.
- The Vols looked to be in control leading by 15 with nine minutes remaining, but LSU answered Tennessee's hot start to the second half with a 13-4 run, drawing to within six points on an and-one layup from Eason with 5:00 remaining.
- LSU's spurt was immediately answered by the Big Orange, as a jumper in the paint from John Fulkerson and a 3-pointer from Zakai Zeigler sparked a 13-0 Tennessee run that put the game away.
- Just as efficiently as it started the second half, Tennessee was even hotter out of the gates to start the game, opening with a 14-0 run over the first six minutes. Vescovi, Chandler and Josiah-Jordan James all hit 3-pointers to spark the run.
- The Vols forced LSU to miss its first seven field goal attempts, as the Tigers did not score until the 13:38 mark.
- LSU however quickly countered Tennessee's hot start, reeling off a 12-3 run to pull within five points. The Tigers drew within one, but never took the lead during the first half.
- Vescovi hit four threes in total during the first half, totaling 12 points to lead all scorers in the opening period.
- With an eight-point outing, Fulkerson reached the 1,000-point mark for his career, becoming the 53rd Vol in program history to do so.

OUTLOOK

PLAYERS

STAFF

REVIEW

RESULTS

RECORDS

HONORS

POSTSEASON

VOLMANAC

MEDIA INFO



GAME RECAPS



Official Basketball Box Score - Final
Florida at Tennessee

Game Date: 02/06/2022
Game Location: Frank R. Owsen Arena, Knoxville, Tenn.



Official Basketball Box Score - Final
Tennessee at Texas

Game Date: 02/06/2022
Game Location: Frank R. Owsen Arena, Austin, Texas

Florida at Tennessee															
Report: 02/06/2022															
Player	PTS	FG	3P	FT	Rebounds	Fouls	TP	AS	TO	ST	Blocks	plus/minus			
NO.	Name	Min	Att	Mak	Att	Off	Def	St	Blk	Tr	Sh	pts			
4	Anthony Dault	6:10	5-1	4-4	2	4	6	5	15	1	6	0	0	-13	
33	Jonah Jibben	13:29	7-2	3-0	0-0	1	1	1	2	0	0	0	0	-1	
14	Kenneth Chandler	22:44	2-6	2-6	0-2	2	1	0	4	1	0	0	0	+1	
22	Tyree Appleby	35:24	4-10	4-8	4-4	0	1	1	12	16	7	5	2	0	+1
23	Brianan Maloney	22:40	3-8	2-7	0-0	1	4	1	2	8	1	0	1	0	+8
6	Myron James	26:38	4-9	1-1	0	3	3	3	10	3	0	0	0	0	-2
24	Pharoukhan Fleming Jr.	29:11	5-11	5-6	0-2	2	4	1	11	3	0	2	1	0	+11
20	Thompson-Gibson	12:24	1-2	0-0	0-0	0	0	0	2	0	0	0	0	0	-3
10	Eliah Kennedy	12:24	0-1	0-1	0-0	0	0	0	2	0	0	0	0	0	-3
1	C.J. Frazier	10:47	1-1	0-0	0-0	0	0	0	2	0	0	0	0	0	-2
Totals		25:00	10-23	9-9	7	17	24	19	14	71	15	13	3	5	+7

Tennessee at Texas															
Report: 02/06/2022															
Player	PTS	FG	3P	FT	Rebounds	Fouls	TP	AS	TO	ST	Blocks	plus/minus			
NO.	Name	Min	Att	Mak	Att	Off	Def	St	Blk	Tr	Sh	pts			
13	Oliver Nkamhoua	22:20	3-10	0-0	2-5	5	8	2	4	0	1	0	0	-7	
33	Uros Plavic	11:47	1	0-0	2-6	2	1	1	1	1	0	0	0	-11	
5	Joshua Chandler	22:55	4-11	0-2	0-2	0	2	0	0	0	0	0	0	0	
25	Santiago Vescovi	31:49	1-8	0-5	1	2	1	4	5	4	0	1	0	0	-2
30	Josiah-Jordan James	32:40	4-10	3-7	0	1	2	2	11	0	1	1	0	0	-1
2	Brianan Maloney	16:20	0-0	0-0	1	0	0	0	0	0	0	0	0	0	
5	Zakai Zeigler	16:23	4-9	2-4	2-2	3	4	1	12	0	0	0	2	3	
24	Justin Powell	10:47	0-0	0-0	0	0	0	0	0	0	0	0	0	0	
12	Victor Bailey Jr.	18:19	1-1	0-0	1-2	0	1	0	1	2	0	0	0	0	
15	James Mackay	10:24	0-0	0-0	0-0	0	0	0	0	0	0	0	0	0	
Totals		19:53	1-10	0-0	15	17	32	17	19	17	1	1	1	0	-1

Tennessee at Texas															
Report: 02/06/2022															
Player	PTS	FG	3P	FT	Rebounds	Fouls	TP	AS	TO	ST	Blocks	plus/minus			
NO.	Name	Min	Att	Mak	Att	Off	Def	St	Blk	Tr	Sh	pts			
13	Oliver Nkamhoua	21:07	3-7	0-0	0-0	1	3	4	1	1	0	1	0	-5	
33	Uros Plavic	10:50	0-0	0-0	0-1	1	2	0	0	0	0	0	0	-1	
1	Kenneth Chandler	23:06	5-13	1-6	1	0	1	3	11	0	0	0	0	0	
25	Santiago Vescovi	30:28	6-10	5-8	0-0	3	2	2	23	4	2	0	0	0	
30	Josiah-Jordan James	37:30	5-8	1-6	0-0	0	3	9	4	1	1	0	0	0	
2	Brianan Maloney	14:01	0-0	0-0	0-0	1	0	0	0	0	0	0	0	0	
10	John Fulkerson	17:43	3-5	0-0	3-2	2	2	4	9	0	0	0	0	0	
5	Zakai Zeigler	26:23	4-7	3-5	0-0	1	5	3	11	4	2	1	0	4	
24	Justin Powell	21:47	1-4	1-2	0-0	2	4	0	3	2	0	0	0	0	
15	James Mackay	09:20	0-0	0-0	0-0	0	0	0	2	0	0	0	0	0	
12	Victor Bailey Jr.	10:21	0-1	0-1	0-1	0	1	0	1	0	0	0	0	0	
Totals		25:00	11-24	17-18	0-0	24	16	15	78	22	16	6	5	3	+7

- Solid play on both ends of the floor in the second half helped the No. 18 Tennessee men's basketball come from behind to defeat the Florida Gators, 78-71, on Jan. 26, 2022, at Thompson-Boling Arena.
- Santiago Vescovi posted a tremendous scoring night with 23 points, tying a career-high. It was his fourth game of 20+ points this season; before this year he only did so once. His big night came primarily from beyond the arc, as he sank 5-of-8 from 3-point range.
- Freshmen Kennedy Chandler and Zakai Zeigler also scored in double figures with 17 and 11, respectively. Zeigler was accurate from beyond the 3-point arc, making 3-of-5, and he set a new career-high in rebounds, pulling down 13. Chandler, on the other hand, was automatic from the free-throw line making all six of his attempts.
- Tennessee (14-5, 5-3 SEC) separated itself from Florida (12-8, 3-5 SEC) on the boards and in the playmaking game. The Big Orange out-rebounded Florida, 34-24 and tallied 22 assists to Florida's 15. Tennessee finished the game 17-for-18 (.944) at the free-throw line
- The crowd of 20,789 was electric during the midweek battle, nearly blowing the roof off of Thompson-Boling Arena after a clutch and-1 from John Fulkerson with four minutes remaining in the game. Fulkerson tallied three blocks on the night, his sixth contest this season with multiple swatted shots.
- The Gators' offense was led by Anthony Duruji and Tyree Appleby who both scored 16. Appleby added a team-high seven assists.
- Florida began the evening white hot, shooting 5-of-6 on 3-pointers and 8-of-11 from the floor. Tennessee's offense found an answer after the under-12 media timeout, sinking three treys in a row—two from Zeigler and one from Chandler—to bring the Big Orange back from a 13-point deficit to within four. Vescovi cashed in eight points in the last two minutes, as Tennessee trailed, 42-34, at the break.
- Tennessee played a complete second half to complete the comeback over the Gators. The Vols held Florida to only 29 points in the period and capitalized on an 11-2 run lasting five minutes in the middle of the frame. UT fired at a 50 percent clip from the floor in the second half and could not miss at the line, making all 13 attempts from the charity stripe.

Tennessee at Texas															
Report: 02/06/2022															
Player	PTS	FG	3P	FT	Rebounds	Fouls	TP	AS	TO	ST	Blocks	plus/minus			
NO.	Name	Min	Att	Mak	Att	Off	Def	St	Blk	Tr	Sh	pts			
13	Oliver Nkamhoua	22:20	3-10	0-0	2-5	5	8	2	4	0	1	0	0	-7	
33	Uros Plavic	11:47	1	0-0	2-6	2	1	1	1	1	0	0	0	-11	
5	Joshua Chandler	22:55	4-11	0-2	0-2	0	2	0	0	0	0	0	0	0	
25	Santiago Vescovi	31:49	1-8	0-5	1	2	1	4	5	4	0	1	0	0	
30	Josiah-Jordan James	32:40	4-10	3-7	0	1	2	2	11	0	1	1	0	0	
2	Brianan Maloney	16:20	0-0	0-0	1	0	0	0	0	0	0	0	0	0	
5	Zakai Zeigler	16:23	4-9	2-4	2-2	3	4	1	12	0	0	0	2	3	
24	Justin Powell	10:47	0-0	0-0	0	0	0	0	0	0	0	0	0	0	
12	Victor Bailey Jr.	18:19	1-1	0-0	1-2	0	1	0	1	2	0	0	0	0	
15	James Mackay	10:24	0-0	0-0	0-0	0	0	0	0	0	0	0	0	0	
Totals		19:53	1-10	0-0	15	17	32	17	19	17	1	1	1	0	-1

Texas - 32														
Report: 02/06/2022														
Player	PTS	FG	3P	FT	Rebounds	Fouls	TP	AS	TO	ST	Blocks	plus/minus		
NO.	Name	Min	Att	Mak	Att	Off	Def	St	Blk	Tr	Sh	pts		
0	Timmy Allen	6:34	2-6	0-0	3-3	1	5	3	0	0	0	2	2	0
30	Courtney Ramey	12:56	2-2	0-0	1-2	2	4	1	4	0	0	0	0	0
33	Tre Michael	16:44	2-5	0-0	1	2	3	2	4	2	0	1	0	0
2	Marcus Carr	33:48	1-4	1-0	0-0	0	2	2	0	0	0	0	0	0
3	Courtney Ramey	35:03	1-0	0-0	2-2	0	3	3	18	2	1	1	0	0
4	Dylan Disu	12:50	1-1	0-0	0-0	3	3	2	1	0	0	0	0	0
5	Andrew Jones	16:43	0-0	0-0	4	5	0	0	0	0	0	0	0	0
1	Andrew Jones	26:50	4-7	1-2	0-0	5	5	2	1	0	0	0	0	0
6	Devin Askew	07:49	1-4	1-1	0-0	0	1	0	3	0	0	0	0	0
13	Oliver Nkamhoua	10:13	0-0	0-0	0-0	0	0	0	0	0	0	0	0	0
Totals		20:37	1-16	0-0	2	1	29	19	17	2	0	1	1	0

Tennessee at Texas														
Report: 02/06/2022														
Player	PTS	FG	3P	FT	Rebounds	Fouls	TP	AS	TO	ST	Blocks	plus/minus		
NO.	Name	Min	Att	Mak	Att	Off	Def	St	Blk	Tr	Sh	pts		
0	Timmy Allen	6:34	2-6	0-0	3-3	1	5	3	0	0	0	2	2	0
30	Courtney Ramey	12:56	2-2	0-0	1-2	2	4	1	4	0	0	0	0	0
33	Tre Michael	16:44	2-5	0-0	1	2	3	2	4	2	0	1	0	0
2	Marcus Carr	33:48	1-4	1-0	0-0	0	2	2	0	0	0	0	0	0
3	Courtney Ramey	35:03	1-0	0-0	2-2	0	3	3	18	2	1	1	0	0
4	Dylan Disu	12:50	1-1	0-0	0-0	3	3	2	1	0	0	0	0	0
5	Andrew Jones	16:43	0-0	0-0	4	5	0	0	0	0	0	0	0	0
1	Andrew Jones	26:50	4-7	1-2	0-0	5	5	2	1	0	0	0	0	0
6	Devin Askew	07:49	1-4	1-1	0-0	0	1	0	3	0	0	0	0	0
13	Oliver Nkamhoua	10:13	0-0	0-0	0-0	0	0	0	0	0	0	0	0	0
Totals		20:37	1-16	0-0	2	1	29	19	17	2	0	1	1	0

Tennessee at Texas														
Report: 02/06/2022														
Player	PTS	FG	3P	FT	Rebounds	Fouls	TP	AS	TO	ST	Blocks	plus/minus		
NO.	Name	Min	Att	Mak	Att	Off	Def	St	Blk	Tr	Sh	pts		
0	Timmy Allen	6:34	2-6	0-0	3-3	1	5	3	0	0	0	2	2	0
30	Courtney Ramey	12:56	2-2	0-0	1-2	2	4	1	4	0	0	0	0	0
33	Tre Michael	16:44	2-5	0-0	1	2	3	2	4	2	0	1	0	0
2	Marcus Carr	33:48	1-4	1-0	0-0	0	2	2	0	0	0	0	0	0
3	Courtney Ramey	35:03	1-0	0-0	2-2	0	3	3	18	2	1	1	0	0
4	Dylan Disu	12:50	1-1	0-0	0-0	3	3	2	1	0	0	0	0	0

GAME RECAPS



Official Basketball Box Score: Final
Tennessee at Mississippi St.
 02/22 Memphis, Columbia, Sikesville, TN
 02/22 10:00 AM (Central)

Game Duration: 1:28
 Attendance: 1,208

Officials: Don Day, Terry Wynn, Doug Simon

Tennessee - 72													
Record: 12-6 (3-3)													
NO.	Name	Min	FG	3P	FT	Rebounds	Fouls	PF	AS	TS	ST	Blocks	
			M/A	M/A	M/A	off	tot					BA	
2	Bronco Hundley-Hatfield	F 14:52	2-3	0-0	0-0	0	0	0	2	0	1	0	1
33	Uka Pliavsas	F 17:53	2-3	0-0	0-0	1	3	4	0	1	1	1	0
1	Kennedy Chandler	G 25:52	4-13	1-2	3-5	11	2	18	3	4	5	0	1
25	Santiago Vescovi	G 36:51	4-9	3-6	2-3	5	0	4	11	7	1	0	0
30	Josiah-Jordan James	G 37:48	7-12	3-6	0-0	3	3	18	1	1	1	0	0
9	Jonas Aidoo	G 19:07	1-5	0-0	0-0	1	1	1	0	0	0	0	0
5	Zakai Zeigler	F 16:55	2-4	1-2	0-0	0	0	3	5	11	2	5	0
10	Jordan Fulkerson	F 21:43	0-0	0-0	3-3	2	2	8	0	0	0	0	0
24	Justin Powell	G 07:56	0-0	0-0	1-1	0	0	0	0	0	0	0	0
12	Victor Bailey Jr.	G 00:49	0-0	0-0	0-0	0	0	0	0	0	0	0	0
Team													
Totals													
28-57 (16-34) 8-18 26 16 12 14 10 13 0 2 9													

Mississippi St - 63													
Record: 14-9 (5-3)													
NO.	Name	Min	FG	3P	FT	Rebounds	Fouls	PF	AS	TS	ST	Blocks	
			M/A	M/A	M/A	off	tot					BA	
10	Cameron Brooks	F 33:54	6-8	1-1	2-2	7	8	11	3	0	2	0	14
13	D.J. Jeffries	F 34:05	6-9	1-3	0-2	1	2	3	2	13	2	4	0
33	Uka Pliavsas	F 27:23	2-9	0-0	2-2	2	1	3	1	6	0	3	0
1	Keonon Motzlar	G 36:48	2-8	2-4	0-1	2	3	1	3	16	8	0	0
3	Shakael Moore	G 28:28	2-6	1-4	0-2	1	2	3	1	5	2	1	0
9	Rickard Means	G 08:58	0-3	0-0	0-0	0	0	2	0	0	0	0	0
2	Javian Davis	G 01:00	0-0	0-0	1-1	1	1	1	2	1	0	0	0
4	Cameron Matthews	F 13:41	1-2	0-0	0-1	0	2	5	2	1	4	0	0
11	Anderson Garcia	G 08:42	0-0	0-0	2-5	1	3	4	0	2	1	0	0
Team													
Totals													
22-44 (5-14) 14-23 7 21 28 14 10 23 10 3 2 0 9													

Tennessee - 72													
Record: 12-6 (3-3)													
NO.	Name	Min	FG	3P	FT	Rebounds	Fouls	PF	AS	TS	ST	Blocks	
			M/A	M/A	M/A	off	tot					BA	
10	Cameron Brooks	F 33:54	6-8	1-1	2-2	7	8	11	3	0	2	0	14
13	D.J. Jeffries	F 34:05	6-9	1-3	0-2	1	2	3	2	13	2	4	0
33	Uka Pliavsas	F 27:23	2-9	0-0	2-2	2	1	3	1	6	0	3	0
1	Keonon Motzlar	G 36:48	2-8	2-4	0-1	2	3	1	3	16	8	0	0
3	Shakael Moore	G 28:28	2-6	1-4	0-2	1	2	3	1	5	2	1	0
9	Rickard Means	G 08:58	0-3	0-0	0-0	0	0	2	0	0	0	0	0
2	Javian Davis	G 01:00	0-0	0-0	1-1	1	1	1	2	1	0	0	0
4	Cameron Matthews	F 13:41	1-2	0-0	0-1	0	2	5	2	1	4	0	0
11	Anderson Garcia	G 08:42	0-0	0-0	2-5	1	3	4	0	2	1	0	0
Team													
Totals													
22-44 (5-14) 14-23 7 21 28 14 10 23 10 3 2 0 9													

Tennessee - 72													
Record: 12-6 (3-3)													
NO.	Name	Min	FG	3P	FT	Rebounds	Fouls	PF	AS	TS	ST	Blocks	
			M/A	M/A	M/A	off	tot					BA	
10	Cameron Brooks	F 33:54	6-8	1-1	2-2	7	8	11	3	0	2	0	14
13	D.J. Jeffries	F 34:05	6-9	1-3	0-2	1	2	3	2	13	2	4	0
33	Uka Pliavsas	F 27:23	2-9	0-0	2-2	2	1	3	1	6	0	3	0
1	Keonon Motzlar	G 36:48	2-8	2-4	0-1	2	3	1	3	16	8	0	0
3	Shakael Moore	G 28:28	2-6	1-4	0-2	1	2	3	1	5	2	1	0
9	Rickard Means	G 08:58	0-3	0-0	0-0	0	0	2	0	0	0	0	0
2	Javian Davis	G 01:00	0-0	0-0	1-1	1	1	1	2	1	0	0	0
4	Cameron Matthews	F 13:41	1-2	0-0	0-1	0	2	5	2	1	4	0	0
11	Anderson Garcia	G 08:42	0-0	0-0	2-5	1	3	4	0	2	1	0	0
Team													
Totals													
22-44 (5-14) 14-23 7 21 28 14 10 23 10 3 2 0 9													

Tennessee - 72													
Record: 12-6 (3-3)													
NO.	Name	Min	FG	3P	FT	Rebounds	Fouls	PF	AS	TS	ST	Blocks	
			M/A	M/A	M/A	off	tot					BA	
10	Cameron Brooks	F 33:54	6-8	1-1	2-2	7	8	11	3	0	2	0	14
13	D.J. Jeffries	F 34:05	6-9	1-3	0-2	1	2	3	2	13	2	4	0
33	Uka Pliavsas	F 27:23	2-9	0-0	2-2	2	1	3	1	6	0	3	0
1	Keonon Motzlar	G 36:48	2-8	2-4	0-1	2	3	1	3	16	8	0	0
3	Shakael Moore	G 28:28	2-6	1-4	0-2	1	2	3	1	5	2	1	0
9	Rickard Means	G 08:58	0-3	0-0	0-0	0	0	2	0	0	0	0	0
2	Javian Davis	G 01:00	0-0	0-0	1-1	1	1	1	2	1	0	0	0
4	Cameron Matthews	F 13:41	1-2	0-0	0-1	0	2	5	2	1	4	0	0
11	Anderson Garcia	G 08:42	0-0	0-0	2-5	1	3	4	0	2	1	0	0
Team													
Totals													
22-44 (5-14) 14-23 7 21 28 14 10 23 10 3 2 0 9													

Tennessee - 72													
Record: 12-6 (3-3)													
NO.	Name	Min	FG	3P	FT	Rebounds	Fouls	PF	AS	TS	ST	Blocks	
			M/A	M/A	M/A	off	tot					BA	
10	Cameron Brooks	F 33:54	6-8	1-1	2-2	7	8	11	3	0	2	0	14
13	D.J. Jeffries	F 34:05	6-9	1-3	0-2	1	2	3	2	13	2	4	0
33	Uka Pliavsas	F 27:23	2-9	0-0	2-2	2	1	3	1	6	0	3	0
1	Keonon Motzlar	G 36:48	2-8	2-4	0-1	2	3	1	3	16	8	0	0
3	Shakael Moore	G 28:28	2-6	1-4	0-2	1	2	3	1	5	2	1	0
9	Rickard Means	G 08:58	0-3	0-0	0-0	0	0	2	0	0	0	0	0
2	Javian Davis	G 01:00	0-0	0-0	1-1	1	1	1	2	1	0	0	0
4	Cameron Matthews	F 13:41	1-2	0-0	0-1	0	2	5	2	1	4	0	0
11	Anderson Garcia	G 08:42	0-0	0-0	2-5	1	3	4	0	2	1	0	0
Team													
Totals													
22-44 (5-14) 14-23 7 21 28 14 10 23 10 3 2 0 9													

Tennessee - 72													
Record: 12-6 (3-3)													
NO.	Name	Min	FG	3P	FT	Rebounds	Fouls	PF	AS	TS	ST	Blocks	
			M/A	M/A	M/A	off	tot					BA	
10	Cameron Brooks	F 33:54	6-8	1-1	2-2	7	8	11	3	0	2	0	14
13	D.J. Jeffries	F 34:05	6-9	1-3	0-2	1	2	3	2	13	2	4	0
33	Uka Pliavsas	F 27:23	2-9	0-0	2-2	2	1	3	1	6	0	3	0
1	Keonon Motzlar	G 36:48	2-8	2-4	0-1	2	3	1	3	16	8	0	0
3	Shakael Moore	G 28:28	2-6	1-4	0-2	1	2	3	1	5	2	1	0
9	Rickard Means	G 08:58	0-3	0-0	0-0	0	0	2	0	0	0	0	0
2	Javian Davis	G 01:00	0-0	0-0	1-1	1	1	1	2	1	0	0	0
4	Cameron Matthews	F 13:41	1-2	0-0	0-1	0	2	5	2	1	4	0	0
11	Anderson Garcia	G 08:42	0-0	0-0	2-5	1	3	4	0	2	1	0	0
Team													
Totals													
22-44 (5-14) 14-23 7 21 28 14 10 23 10 3 2 0 9													

Tennessee - 72													
Record: 12-6 (3-3)													
NO.	Name	Min	FG	3P	FT	Rebounds	Fouls	PF	AS	TS	ST	Blocks	
			M/A	M/A	M/A	off	tot					BA	
10	Cameron Brooks	F 33:54	6-8	1-1	2-2	7	8	11	3	0	2	0	14
13	D.J. Jeffries	F 34:05	6-9	1-3	0-2	1	2	3	2	13	2	4	0
33	Uka Pliavsas	F 27:23	2-9	0-0	2-2	2	1	3	1	6	0	3	0
1	Keonon Motzlar	G 36:48	2-8	2-4	0-1	2	3	1	3	16	8	0	0
3	Shakael Moore	G 28:28	2-6	1-4	0-2	1	2	3	1	5	2	1	0
9	Rickard Means	G 08:58	0-3	0-0	0-0	0	0	2	0	0	0	0	0
2	Javian Davis	G 01:00	0-0	0-0	1-1	1	1	1	2	1	0	0	0
4	Cameron Matthews	F 13:41	1-2	0-0	0-1	0	2	5	2	1	4	0	0
11	Anderson Garcia	G 08:42	0-0	0-0	2-5	1	3	4	0	2	1	0	0
Team													
Totals													
22-44 (5-14) 14-23 7 21 28 14 10 23 10 3 2 0 9													

Tennessee - 72												
Record: 12-6 (3-3)												
NO.	Name	Min	FG	3P	FT	Rebounds	Fouls	PF	AS	TS	ST	Blocks
			M/A	M/A	M/A	off	tot					BA
10</												



Official Basketball Scores - Final
Kentucky at Tennessee
@1923 Thompson-Boling Arena, Knoxville, Tenn.
8:00 PM Eastern Standard

Game Time: 08:00 PM
Game Duration: 2:12
Attendance: 16,200



Official Basketball Scores - Final
Tennessee at Arkansas
@1923 Bud Walton Arena, Fayetteville, Ark.
8:00 PM North Mountain

Game Time: 08:00 PM
Game Duration: 2:12
Attendance: 16,200

Kentucky - 63		Record: 21-6 (19-6)																		
NO.	NAME	FG	3P	FT	Rebounds	Fouls	TP	AS	TO	ST	Blocks	pts	Shooting By Period							
													1st	2nd	3rd	4th				
12	Kellan Brooks, Jr.	21/54	1/6	0-1	6-6	0	3	3	0	3	8	1	0	3	0	27	37%	3%	0%	33%
34	Oscar Wheeler	27/50	9/15	0/0	3/3	7	8	15	0	3	13	0	2	1	4	31	54%	7%	0%	77%
2	Sahar Wheeler	27/50	4/10	0/0	0/0	1	4	4	3	9	1	0	2	0	2	40	54%	40%	0%	77%
3	Tyler Washington, Jr.	12/26	3/2	1/2	2-2	0	0	0	1	4	3	2	0	0	24	46%	37%	27%	28%	
31	Kellan Grady	6/27	2/9	2/4	0	2	3	3	8	2	0	0	1	1	14	22%	22%	50%	100%	
6	Justin Taylor	20/38	8/9	1/1	1-3	3	6	2	0	11	0	1	0	1	13	53%	89%	25%	36%	
10	Dawson Mizell	31/40	4/12	2/6	5/1	2	1	3	4	11	0	0	0	0	48	77%	33%	25%	46%	
25	Lance Ware	16/48	1/2	0/0	0/0	1	2	3	0	2	0	0	0	0	14	33%	5%	23%	33%	
4	Damon Collins	13/35	0/1	0/0	0/0	0	0	0	0	0	0	0	0	0	11	37%	0%	0%	0%	
11	Christian Apan	10/12	0/0	0/0	0/0	1	0	0	0	0	0	0	0	0	11	83%	0%	0%	0%	
23	Bryce Hopkins	11/13	0/1	0/0	1/0	1	1	1	0	0	0	0	0	0	14	85%	0%	0%	0%	
Team		21/67 37.7% 31.4% 75.0%														15-59 24.2%				
Totals		21-67 37.7% 31.4% 75.0%																		

Tennessee - 48		Record: 15-7 (10-6)																	
NO.	NAME	FG	3P	FT	Rebounds	Fouls	TP	AS	TO	ST	Blocks	pts	Shooting By Period						
													1st	2nd	3rd	4th			
12	Brandon Hurdley-Halliday	22/53	0/1	0/0	1/2	2	3	1	1	0	0	0	0	0	3	41%	0%	0%	0%
33	Urois Plavsic	15/59	1/2	0/0	0/4	3	6	3	2	2	1	0	0	0	9	25%	5%	0%	0%
10	Kennedy Chandler	20/54	1/5	0/0	3/3	3	4	0	1	7	1	2	2	1	3	37%	20%	0%	21%
25	Santiago Vescovi	32/51	0/19	1/2	2/0	11	11	4	1	7	0	2	0	0	2	63%	0%	0%	0%
30	Joshua Jordan James	6/23	0/3	0/6	0/0	2	4	5	3	8	1	0	0	0	4	26%	0%	0%	0%
20	Jonas Aidoo	16/34	0/3	0/0	0/0	3	6	0	4	0	0	0	0	0	10	47%	0%	0%	0%
10	John Fulkerson	19/20	0/2	0/0	2/2	0	3	0	0	2	0	2	1	1	4	95%	0%	0%	0%
15	Zakai Zeigler	22/41	2/6	2/0	6/6	2	2	2	2	0	0	0	0	0	1	54%	33%	0%	100%
12	Victor Bailey, Jr.	05/16	0/1	0/0	0/0	2	2	0	0	0	0	0	0	0	6	31%	0%	0%	0%
24	Justin Powell	06/01	0/1	0/1	0/0	1	1	2	0	0	0	0	0	0	0	0%	0%	0%	0%
15	Adam Marshall	02/04	0/0	0/2	0/0	0	1	1	1	0	0	0	0	0	0	0%	0%	0%	0%
Team		16/44 36.4% 12.5% 75.0%														15-59 24.2%			
Totals		16-44 36.4% 12.5% 75.0%																	

Tennessee - 76		Record: 18-6 (13-6)																	
NO.	NAME	FG	3P	FT	Rebounds	Fouls	TP	AS	TO	ST	Blocks	pts	Shooting By Period						
													1st	2nd	3rd	4th			
27	Brandon Hurdley-Halliday	10/19	0/3	0/0	2	1	3	0	0	1	1	0	0	0	3	53%	0%	0%	0%
33	Urois Plavsic	12/23	0/3	0/0	0/0	2	2	0	0	1	0	0	0	0	12	52%	0%	0%	0%
11	Kennedy Chandler	26/47	5/9	2/4	4	6	5	0	0	19	0	2	0	0	19	55%	56%	50%	50%
25	Santiago Vescovi	35/52	6/12	2/4	4/6	0	4	2	0	18	2	0	1	0	7	67%	50%	33%	33%
30	Joshua Jordan James	6/19	3/9	1/2	0	2	1	5	8	1	0	0	0	0	11	32%	33%	50%	50%
10	John Fulkerson	17/26	2/3	0/0	1/1	3	4	7	1	5	1	0	0	0	38	65%	67%	50%	50%
5	Zakai Zeigler	28/45	2/4	4/4	0	1	2	15	14	4	1	0	1	0	18	62%	50%	50%	50%
10	John Fulkerson	20/42	4/6	0/0	6/6	1	7	0	3	6	14	0	1	1	12	48%	67%	50%	50%
12	Victor Bailey, Jr.	03/30	0/0	0/0	0/0	0	0	0	0	0	0	0	0	0	3	10%	0%	0%	0%
24	Justin Powell	10/44	0/5	0/0	0/0	0	0	0	0	0	0	1	0	0	9	23%	0%	0%	0%
15	Adam Marshall	03/05	0/0	0/0	0/0	0	0	0	0	0	0	0	0	0	3	60%	0%	0%	0%
Team		54/98 55.1% 23.1% 75.0%														33-76 43.4%			
Totals		54-98 55.1% 23.1% 75.0%																	

Arkansas - 58		Record: 21-6 (15-6)																		
NO.	NAME	FG	3P	FT	Rebounds	Fouls	TP	AS	TO	ST	Blocks	pts	Shooting By Period							
													1st	2nd	3rd	4th				
3	Trey Williams	12/24	1/5	0/2	2/2	2	2	6	2	1	4	0	0	1	0	5	50%	20%	0%	25%
10	Jaylin Williams	17/24	0/0	0/0	1/3	1	1	15	9	8	19	2	1	1	1	0	37%	0%	0%	0%
0	Stanley Umude	6/25	0/12	0/6	1/3	3	4	1	4	5	0	1	2	1	0	6	24%	0%	0%	0%
1	JD Notae	6/18	5/11	3/6	0/0	1	1	5	0	13	1	0	0	0	0	3	33%	45%	50%	50%
5	Avonte Davis	37/52	1/2	0/0	6/6	4	10	0	5	8	0	2	1	1	1	11	71%	11%	50%	50%
4	Davonte Davis	28/29	2/3	1/2	3	1	4	2	2	7	1	1	1	0	14	97%	67%	50%	50%	
11	Chris Lykes	17/46	1/6	0/0	0/0	1	1	3	4	8	2	0	0	0	2	37%	17%	0%	0%	
2	Shemar Robinson	02/25	0/1	0/0	0/0	0	0	0	0	0	0	0	0	0	0	0%	0%	0%	0%	
Team		58-92 63.0% 11.9% 75.0%														33-76 43.4%				
Totals		58-92 63.0% 11.9% 75.0%																		

UKY		TENN		Points From		Turnovers		Period by Period Scoring			
Biggest Lead	6 (11:41)	20 (2:46)	5 (1:51)	19 (11:41)	12 (2:46)	2 (1:51)	2 (1:51)	1st	2nd	3rd	4th
Lead Change	9 (2:11)	13 (4:12)	2 (1:51)	11 (11:41)	11 (11:41)	11 (11:41)	11 (11:41)	13	18	18	18
Times Tied	7	Second Chance	16	16	UKY	32	31	83	83	83	83
Time with Lead	04:22	33:02	Bench	24	33	TENN	48	30	76	76	76

TEN		ARK		Points From		Turnovers		Period by Period Scoring			
Biggest Lead	3 (11:45)	10 (2:46)	10 (2:46)	11 (11:45)	11 (11:45)	11 (11:45)	11 (11:45)	13	18	18	18
Lead Change <td>6 (11:45) <td>12 (2:46)</td> <td>11 (11:45)</td> <td>11 (11:45)</td> <td>11 (11:45)</td> <td>11 (11:45)</td> <td>11 (11:45)</td> <td>13</td> <td>18</td> <td>18</td> <td>18</td> </td>	6 (11:45) <td>12 (2:46)</td> <td>11 (11:45)</td> <td>11 (11:45)</td> <td>11 (11:45)</td> <td>11 (11:45)</td> <td>11 (11:45)</td> <td>13</td> <td>18</td> <td>18</td> <td>18</td>	12 (2:46)	11 (11:45)	11 (11:45)	11 (11:45)	11 (11:45)	11 (11:45)	13	18	18	18
Times Tied <td>2</td> <td>Second Chance</td> <td>16</td> <td>16</td> <td>TEN</td> <td>35</td> <td>46</td> <td>81</td> <td>81</td> <td>81</td> <td>81</td>	2	Second Chance	16	16	TEN	35	46	81	81	81	81
Time with Lead	09:14	26:45	Bench	13	19	ARK	24	58	58	58	58

- Coupling an offensive explosion with strong defense and an impactful capacity crowd on hand, No. 16 Tennessee defeated No. 4 Kentucky, 76-63, on Feb. 15, 2022, at Thompson-Boling Arena.
- Tennessee (19-6, 10-3 SEC) earned its fifth win over a top-five team in the Rick Barnes era and first since it defeated No. 4 Kentucky at the 2019 SEC Tournament.
- Tennessee's offense was firing on all cylinders, with four players scoring in double figures, igniting the crowd of 21,678 with regularity. All-SEC candidate Santiago Vescovi led all scorers with 18 points, Kennedy Chandler notched 17, while John Fulkerson and SEC Sixth Man of the Year candidate Zakai Zeigler each recorded 14.
- As a team, the Vols were 8-of-17 (.471) from 3-point range and got to the line 23 times, making 20. Chandler was 3-of-5 from beyond the arc and made all four of his free-throw attempts, while Fulkerson sank six from the charity stripe.
- Tennessee held Kentucky to 23-of-67 (.343) shooting from the field, the Wildcats' lowest field-goal percentage in a game this season. Before tonight, their low was 36.2 percent against both Texas A&M and LSU. The Vols blocked eight UK shots, the most any team has blocked the Wildcats in a game this season. In Tennessee's last five games, the Vols are averaging 9.6 blocks per game.
- True freshman forward Jonas Aidoo had a huge game in the post, playing an increased role after a recent injury to junior Olivier Nkamhoua. Aidoo pulled down seven rebounds, swatted three shots and scored five points—all career-highs.
- Kentucky (21-5, 10-3 SEC) was led by National Player of the Year Oscar Shshieve, who had 13 points and 15 rebounds, his eighth double-double in a row and 20th this season.
- It was a heavyweight battle through the first eight minutes of play, with three technical fouls called and both teams sinking well-contested buckets. Chandler stepped on the gas to give Tennessee a lead it would not relinquish, sinking a 3-pointer from the left wing with 12:18 left in the half. After a Kentucky possession came up empty, Chandler ran back down the floor, spotting up from the right wing, and drained another trey. The Naismith Defensive Player of the Year candidate started 4-of-4 overall and 3-of-3 from beyond the arc.

- Tennessee strung together a standout defensive performance but fell to No. 23 Arkansas on the road on Feb. 19, 2022, 58-48.
- The Vols (19-7, 10-4 SEC) held Arkansas to 31 percent shooting for the game but shot just 27 percent themselves.
- SEC Sixth Man of the Year candidate Zakai Zeigler led the Vols with 12 points, while Kennedy Chandler had 11. Santiago Vescovi had seven points and a career-high 11 rebounds.
- JD Notae and Jaylin Williams led Arkansas with 13 points apiece.
- Neither team led by more than four points until the 6:25 mark of the second half, when Arkansas' Davonte Davis kicked off a 7-0 Razorback run that put the Hogs in front by nine with 5:17 remaining at 51-42.
- Tennessee responded by holding Arkansas scoreless for the next four and a half minutes, but the Vols were unable to come up with enough production on the offensive end. The Big Orange never drew closer than five points the rest of the way.
- Spanning from the 8:19 mark of the second half to the 0:28 mark, Tennessee made just one field goal—going 1-for-10 from the floor during that stretch.
- The first half was a low-scoring, back-and-forth affair, as the Razorbacks took a 24-23 lead into the locker room. Both teams shot below 30 percent from the field during the period, with the lead changing hands six times.
- The Vols and Razorbacks made a combined 15 field goals in the first half, also posting a combined 14 turnovers.
- Chandler led all scorers with nine first-half points, but also picked up three fouls.

OUTLOOK

PLAYERS

STAFF

REVIEW

RESULTS

RECORDS

HONORS

POSTSEASON

VOLMANAC

MEDIA INFO



GAME RECAPS



Official Basketball Box Score - Final
Tennessee at Missouri
 2022 Missouri Men's Basketball
 2021-22 Men's Basketball

Game Time: 6:00 PM
 Game Location: MZO
 Attendance: 1,720

Officials: Terry Coghley, Bert Lavelle, Jason Jantz

Tennessee - 80													
Record: 20-7 (11-4)													
NO. Name	Min	FG	3P	FT	Rebounds	Fouls	PF	AST	TO	ST	Blocks	pts	
													OR
2 Brandon Huntley-Hatfield	16:27	2-5	0-0	2-2	4	2	2	2	2	1	0	0	3
33 Urois Plasilic	11:15	1-4	0-0	2-2	1	2	0	1	4	1	0	0	3
1 Kennedy Chandler	G 38:47	9-12	2-4	3-7	2	6	8	1	6	2	0	2	11
26 Santiago Vescovi	G 34:05	4-8	4-6	2-2	1	2	3	2	3	1	1	0	11
30 Josiah-Jordan James	G 31:04	3-10	2-5	1-1	0	6	4	1	9	3	0	2	0
0 Jonas Aidoo	23:07	1-8	0-0	3-3	1	4	5	2	3	0	0	0	0
5 Zakai Zeigler	21:46	2-5	0-2	0-2	2	2	2	3	1	0	0	0	0
10 John Fulkerson	05:47	1-1	0-0	0-0	0	0	0	0	2	1	1	0	0
12 Victor Bailey Jr.	17:55	2-5	1-1	0-0	1	1	1	1	1	0	1	2	1
Team					3	3	6	0	1	0	0	0	0
Totals	28:42	19-39	11-19	15-19	12	28	40	18	18	8	0	1	4

Missouri - 61													
Record: 18-18 (8-11)													
NO. Name	Min	FG	3P	FT	Rebounds	Fouls	PF	AST	TO	ST	Blocks	pts	
													OR
23 Trevon Brazize	F 25:17	1-3	0-1	3-4	1	4	5	1	2	0	0	0	2
24 Kobe Brown	F 25:08	4-11	0-2	0-0	1	8	9	0	12	2	4	2	11
4 Javon Pickett	G 23:02	0-6	0-0	0-0	1	2	3	1	0	1	1	0	0
9 Javon Coleman	G 28:52	2-7	1-5	0-2	5	6	16	2	3	1	0	1	0
12 DuJuan Gordon	G 31:25	5-10	2-4	0-0	1	1	1	2	12	2	0	0	15
1 Amari Davis	21:26	1-6	0-0	0-0	0	4	3	6	1	1	1	0	1
21 Ronnie DeCroy III	23:51	0-5	0-0	5-6	3	4	7	3	4	0	0	0	4
13 Kabari Brown	08:31	0-0	0-0	0-0	0	0	0	0	0	0	0	0	0
Team					1	2	3	0	0	0	0	0	0
Totals	19:52	15-30	16-25	8-26	34	19	18	10	13	4	4	1	15

Tennessee - 87													
Record: 21-2 (12-6)													
NO. Name	Min	FG	3P	FT	Rebounds	Fouls	PF	AST	TO	ST	Blocks	pts	
													OR
2 Brandon Huntley-Hatfield	F 20:00	2-4	1-2	0-0	5	3	8	0	3	0	0	2	1
33 Urois Plasilic	F 14:43	2-4	0-0	2-2	5	2	5	2	1	0	1	0	7
1 Kennedy Chandler	G 33:21	5-12	0-2	3-4	0	2	4	5	13	2	4	1	13
26 Santiago Vescovi	G 31:54	3-8	2-5	0-0	1	4	5	1	8	2	4	1	0
30 Josiah-Jordan James	G 32:10	4-11	2-4	0-0	1	2	8	0	10	1	2	1	0
0 Jonas Aidoo	07:59	0-0	0-0	1-2	3	2	5	1	0	0	0	0	0
5 Zakai Zeigler	29:29	2-9	1-3	8-9	2	2	1	4	13	2	3	0	1
12 Victor Bailey Jr.	04:54	0-0	0-0	0-0	0	0	0	0	0	0	0	0	0
24 Justin Powell	01:32	0-0	0-0	0-0	0	0	0	0	0	0	0	0	0
15 John Fulkerson	05:28	0-0	0-0	0-0	0	0	0	0	0	0	0	0	0
Team					3	4	7	0	1	0	0	0	0
Totals	20:41	6-19	21-27	21-33	54	16	18	8	13	8	9	6	8

Missouri - 67													
Record: 21-2 (12-6)													
NO. Name	Min	FG	3P	FT	Rebounds	Fouls	PF	AST	TO	ST	Blocks	pts	
													OR
2 Brandon Huntley-Hatfield	F 20:00	2-4	1-2	0-0	5	3	8	0	3	0	0	2	1
33 Urois Plasilic	F 14:43	2-4	0-0	2-2	5	2	5	2	1	0	1	0	7
1 Kennedy Chandler	G 33:21	5-12	0-2	3-4	0	2	4	5	13	2	4	1	13
26 Santiago Vescovi	G 31:54	3-8	2-5	0-0	1	4	5	1	8	2	4	1	0
30 Josiah-Jordan James	G 32:10	4-11	2-4	0-0	1	2	8	0	10	1	2	1	0
0 Jonas Aidoo	07:59	0-0	0-0	1-2	3	2	5	1	0	0	0	0	0
5 Zakai Zeigler	29:29	2-9	1-3	8-9	2	2	1	4	13	2	3	0	1
12 Victor Bailey Jr.	04:54	0-0	0-0	0-0	0	0	0	0	0	0	0	0	0
24 Justin Powell	01:32	0-0	0-0	0-0	0	0	0	0	0	0	0	0	0
15 John Fulkerson	05:28	0-0	0-0	0-0	0	0	0	0	0	0	0	0	0
Team					3	4	7	0	1	0	0	0	0
Totals	20:41	6-19	21-27	21-33	54	16	18	8	13	8	9	6	8

Tennessee - 87													
Record: 21-2 (12-6)													
NO. Name	Min	FG	3P	FT	Rebounds	Fouls	PF	AST	TO	ST	Blocks	pts	
													OR
2 Brandon Huntley-Hatfield	F 20:00	2-4	1-2	0-0	5	3	8	0	3	0	0	2	1
33 Urois Plasilic	F 14:43	2-4	0-0	2-2	5	2	5	2	1	0	1	0	7
1 Kennedy Chandler	G 33:21	5-12	0-2	3-4	0	2	4	5	13	2	4	1	13
26 Santiago Vescovi	G 31:54	3-8	2-5	0-0	1	4	5	1	8	2	4	1	0
30 Josiah-Jordan James	G 32:10	4-11	2-4	0-0	1	2	8	0	10	1	2	1	0
0 Jonas Aidoo	07:59	0-0	0-0	1-2	3	2	5	1	0	0	0	0	0
5 Zakai Zeigler	29:29	2-9	1-3	8-9	2	2	1	4	13	2	3	0	1
12 Victor Bailey Jr.	04:54	0-0	0-0	0-0	0	0	0	0	0	0	0	0	0
24 Justin Powell	01:32	0-0	0-0	0-0	0	0	0	0	0	0	0	0	0
15 John Fulkerson	05:28	0-0	0-0	0-0	0	0	0	0	0	0	0	0	0
Team					3	4	7	0	1	0	0	0	0
Totals	20:41	6-19	21-27	21-33	54	16	18	8	13	8	9	6	8

Missouri - 67													
Record: 21-2 (12-6)													
NO. Name	Min	FG	3P	FT	Rebounds	Fouls	PF	AST	TO	ST	Blocks	pts	
													OR
2 Brandon Huntley-Hatfield	F 20:00	2-4	1-2	0-0	5	3	8	0	3	0	0	2	1
33 Urois Plasilic	F 14:43	2-4	0-0	2-2	5	2	5	2	1	0	1	0	7
1 Kennedy Chandler	G 33:21	5-12	0-2	3-4	0	2	4	5	13	2	4	1	13
26 Santiago Vescovi	G 31:54	3-8	2-5	0-0	1	4	5	1	8	2	4	1	0
30 Josiah-Jordan James	G 32:10	4-11	2-4	0-0	1	2	8	0	10	1	2	1	0
0 Jonas Aidoo	07:59	0-0	0-0	1-2	3	2	5	1	0	0	0	0	0
5 Zakai Zeigler	29:29	2-9	1-3	8-9	2	2	1	4	13	2	3	0	1
12 Victor Bailey Jr.	04:54	0-0	0-0	0-0	0	0	0	0	0	0	0	0	0
24 Justin Powell	01:32	0-0	0-0	0-0	0	0	0	0	0	0	0	0	0
15 John Fulkerson	05:28	0-0	0-0	0-0	0	0	0	0	0	0	0	0	0
Team					3	4	7	0	1	0	0	0	0
Totals	20:41	6-19	21-27	21-33	54	16	18	8	13	8	9	6	8

Tennessee - 87													
Record: 21-2 (12-6)													
NO. Name	Min	FG	3P	FT	Rebounds	Fouls	PF	AST	TO	ST	Blocks	pts	
													OR
2 Brandon Huntley-Hatfield	F 20:00	2-4	1-2	0-0	5	3	8	0	3	0	0	2	1
33 Urois Plasilic	F 14:43	2-4	0-0	2-2	5	2	5	2	1	0	1	0	7
1 Kennedy Chandler	G 33:21	5-12	0-2	3-4	0	2	4	5	13	2	4	1	13
26 Santiago Vescovi	G 31:54	3-8	2-5	0-0	1	4	5	1	8	2	4	1	0
30 Josiah-Jordan James	G 32:10	4-11	2-4	0-0	1	2	8	0	10	1	2	1	0
0 Jonas Aidoo	07:59	0-0	0-0	1-2	3	2	5	1	0	0	0	0	0
5 Zakai Zeigler	29:29	2-9	1-3	8-9	2	2	1	4	13	2	3	0	1
12 Victor Bailey Jr.	04:54	0-0	0-0	0-0	0	0	0	0	0	0	0	0	0
24 Justin Powell	01:32	0-0	0-0	0-0	0	0	0	0	0	0	0	0	0
15 John Fulkerson	05:28	0-0	0-0	0-0	0	0	0	0	0	0	0	0	0
Team					3	4	7	0	1	0	0	0	0
Totals	20:41	6-19	21-27	21-33	54	16	18	8	13	8	9	6	8

Missouri - 67												
Record: 21-2 (12-6)												
NO. Name	Min	FG	3P	FT	Rebounds	Fouls	PF	AST	TO	ST	Blocks	pts
2 Brandon Huntley-Hatfield	F 20:00	2-4										



Official Basketball Box Score - Final
Tennessee at Georgia
03/01/22 Duggan Coliseum, Athens
03/01/22 MCAAC Broadcast

Game Time: 03:00 PM
Game Duration: 1:47
Attendance: 21,678

Official Basketball Box Score - Final
Arkansas at Tennessee
03/03/22 Thompson-Boling Arena, Knoxville, Tenn.
03/03/22 MCAAC Broadcast

Game Time: 12:02 PM
Game Duration: 2:26
Attendance: 21,678

Tennessee - 73 Record: 22-7 (13-6)

NO.	Name	Min	FG	3P	FT	Rebounds	Fouls	TP	AS	TS	Blocks	st	st
			M/A	M/A	M/A	off	tot				ft	ft	
2	Brandon Hurley-Halford	15:14	1/3	0/1	2/2	1	6	1	4	0	2	0	2
33	Urois Plavsic	F:15:39	1/2	0/0	0/0	3	7	10	0	0	2	0	0
1	Kennedy Chandler	G:25:17	6/13	2/5	2/2	1	1	0	4	16	2	4	0
25	Santiago Vescovi	G:35:16	3/10	3/8	2/2	0	5	4	2	11	2	1	0
30	Josiah-Jordan James	G:29:21	8/12	3/7	4/4	3	5	8	4	3	23	0	2
5	Zakai Zeigler	19:56	1/7	0/4	0/0	1	1	0	0	0	0	0	2
10	John Fulkerson	22:55	5/8	0/0	2/2	1	2	3	1	2	10	0	2
12	Victor Bailey Jr.	10:00	0/0	0/0	0/0	1	1	0	0	0	0	0	0
24	Justin Powell	05:02	0/0	0/0	0/0	1	1	0	0	0	0	0	0
0	James Aubrey	09:47	2/4	0/0	1/1	0	2	3	1	6	0	0	0
Team													
Totals 27:40 19-25 13-15 13-27 40 14 13 15 12 9 2 7 2 7													

Shooting By Period

1st PFD: 14-36 38.3%

2nd PFD: 5/15 33.3%

3rd PFD: 13-30 50.0%

4th PFD: 27-60 45.0%

FT%: 8.25 32.0%

FT%: 15.15 66.7%

Dead Ball Rebounds: 1

Tennessee - 68 Record: 6-24 (1-18)

NO.	Name	Min	FG	3P	FT	Rebounds	Fouls	TP	AS	TS	Blocks	st	st
			M/A	M/A	M/A	off	tot				ft	ft	
23	Brandon Bridges	F:23:13	6/7	0/0	0/0	1	1	2	3	12	2	0	0
10	Aaron Cook	G:33:44	5/15	2/6	5/6	1	2	3	17	4	3	0	4
3	Kario Okendo	30:41	6/14	3/6	1/3	0	3	2	4	19	0	1	2
5	Christian Wright	30:01	0/4	0/2	3/4	3	4	2	3	5	4	1	0
11	Jason Ector	25:18	3/6	1/2	0/4	3	5	2	7	1	1	0	2
1	John Fulkerson	19:45	0/0	0/0	0/0	1	1	0	0	0	0	0	0
15	Dalen Ridgial	16:28	2/4	0/0	1/3	4	1	0	4	2	0	0	0
20	Noah Baumann	13:51	0/3	0/3	0/0	0	0	0	0	2	0	0	0
Team													
Totals 26:58 7-23 9-13 7-21 28 13 13 16 12 7 2 7 2 7													

Shooting By Period

1st PFD: 15-20 51.7%

2nd PFD: 4-11 36.4%

3rd PFD: 11-29 37.9%

4th PFD: 3-14 21.4%

FT%: 8.10 89%

FT%: 29.50 44.4%

FT%: 7-23 30.4%

FT%: 6-15 40.0%

Dead Ball Rebounds: 2

Technical Fouls: NONE

UT	USA	Points from Turnovers	UT	USA	Period by Period Scoring
Biggest Lead	15 (1 st 20:00)	6 (1 st 8:01)	Paint	28	28
Best Scoring Run	11 (1 st 14:02)	11 (1 st 6:05)	Fast Breaks	10	7
Lead Changes	15	Second Chance	12	13	UT 39 40 70
Times Tied	6	Fast Breaks	10	7	USA 35 33 69
Time with Lead	23:56	Bench	19	13	

- Bolstered by a second-half run and some timely stops on the defensive end, No. 13 Tennessee grabbed a road win at Georgia on March 1, 75-68.
- Josiah-Jordan James scored a career-high 23 points on 8-for-12 shooting, grabbed eight rebounds and had a season-high five assists.
- Kennedy Chandler added 16 points and had four steals, while John Fulkerson scored 12 on 5-for-8 shooting. Santiago Vescovi was the fourth Vol in double figures, finishing with 11 points.
- Aaron Cook led Georgia with 17 points.
- Trailing 44-43 after a corner three from Kario Okendo with just under 16 minutes to go, Tennessee rattled off an 11-0 run—consisting of three 3-pointers from James.
- The Vols extended their lead to as many as 15 points at 64-49 with 9:45 remaining before Georgia climbed its way back into the game—stringing together an 11-0 run of its own to cut Tennessee's lead to four points.
- Tennessee went to Fulkerson on two straight possessions and got two mid-range jumpers—extending its lead back to eight points at 68-60 with 3:23 to go.
- After the Bulldogs cut the deficit to four points, Tennessee regained control by forcing Georgia to miss five consecutive field-goal attempts.
- In the final minute, James hit three free throws, while Vescovi hit two to close out the game.
- The Vols and Bulldogs went into the halftime break tied at 35 after a back-and-forth opening half.
- Georgia shot 52 percent from the field during the first half, while Tennessee shot 39 percent. Tennessee and Georgia each led by as many as six points during the period, both leads sparked by identical 8-0 runs.
- James and Vescovi each had a team-high nine points in the first half, with James nearly reaching a double-double by pulling down seven first-half rebounds.



Arkansas - 74 Record: 22-17 (15-5)

NO.	Name	Min	FG	3P	FT	Rebounds	Fouls	TP	AS	TS	Blocks	st	st
			M/A	M/A	M/A	off	tot				ft	ft	
7	Tony Wade	F:19:10	0/2	0/0	0/0	1	2	5	3	0	0	0	0
10	Jaxlin Williams	F:29:33	3-8	1-3	2-2	1	6	7	4	0	9	1	0
0	Shelby Ulmside	G:35:27	5-13	3-9	2-4	0	3	3	2	15	0	0	1
1	JD Nease	G:33:54	6-20	4-6	1-4	5	6	4	1	16	4	2	3
4	Dawson Davis	G:20:03	2-5	0-1	0-1	1	0	1	4	1	4	0	0
11	Chris Lykes	29:21	4-7	3-6	4-4	0	0	0	0	2	3	0	0
23	Kenneth Johnson	24:25	1-3	0/0	4-4	0	3	8	0	2	1	2	0
7	Khalen Robinson	08:48	1-2	0/0	0/0	0	2	4	0	2	3	0	0
13	Josiah Robinson	03:14	1-2	1-2	0/0	0	0	0	0	0	0	0	0
Team													
Totals 23:42 19-37 10-21 21-27 25 21 33 15 9 2 5 4													

Shooting By Period

1st PFD: 9-25 36.0%

2nd PFD: 4-9 44.4%

3rd PFD: 7-15 46.7%

4th PFD: 14-37 37.8%

FT%: 6.93 31.6%

FT%: 15-12 91.7%

FT%: 23-62 37.1%

FT%: 10-28 35.7%

FT%: 16-27 59.3%

FT%: 10-23 43.5%

Dead Ball Rebounds: 4

Tennessee - 78 Record: 23-17 (16-6)

NO.	Name	Min	FG	3P	FT	Rebounds	Fouls	TP	AS	TS	Blocks	st	st
			M/A	M/A	M/A	off	tot				ft	ft	
7	Brandon Hurley-Halford	F:17:40	2/6	0/0	3/3	1	3	4	2	3	0	2	0
33	Urois Plavsic	F:12:07	2-2	0-0	2-2	1	2	3	4	2	4	0	0
1	Kennedy Chandler	G:24:25	5-8	0/0	0/0	2	4	2	4	15	0	0	1
25	Santiago Vescovi	G:37:08	4-9	3-4	4-4	0	4	1	4	14	0	1	0
30	Josiah-Jordan James	G:26:42	4-8	3-3	2-2	7	7	5	12	2	3	1	0
0	James Aubrey	19:07	0/0	0/0	3-4	2	2	0	0	1	3	0	4
5	Zakai Zeigler	29:19	1-2	0-0	2-2	5	1	5	13	6	1	0	4
10	John Fulkerson	13:07	1-3	0/0	3-4	1	1	4	3	2	0	0	1
12	Victor Bailey Jr.	01:50	0/0	0/0	0/0	0	0	0	0	0	0	0	0
24	Justin Powell	06:03	1-1	0/0	0/0	0	0	0	0	1	2	0	0
13	Jahmal Mashack	00:35	0/0	0/0	0/0	0	0	0	0	0	0	0	0
Team													
Totals 23:50 19-31 10-20 6-27 33 25 25 70 17 17 7 5 2 4													

Shooting By Period

1st PFD: 14-20 70.0%

2nd PFD: 9-22 40.9%

3rd PFD: 13-18 72.2%

4th PFD: 9-22 40.9%

FT%: 3-6 50.0%

FT%: 7-12 58.3%

FT%: 23-60 38.3%

FT%: 12-18 66.7%

FT%: 10-23 43.5%

Dead Ball Rebounds: 0

Technical Fouls: NONE

ARK	TENN	Points from Turnovers	ARK	TENN	Period by Period Scoring
Biggest Lead	0 (1 st 20:00)	24 (1 st 4:48)	Paint	18	14
Best Scoring Run	10 (1 st 15:56)	11 (1 st 9:05)	Fast Breaks	16	8
Lead Changes	0	Second Chance	14	10	ARK 29 46 74
Times Tied	0	Fast Breaks	16	8	TENN 90 28 78
Time with Lead	00:00	Bench	26	23	

- Using a furious first-half offense, the No. 13 Tennessee men's basketball team defeated No. 14 Arkansas, 78-74, in front of the third-straight capacity crowd of 21,678 at Thompson-Boling Arena on March 5, 2022.
- With the victory, head coach Rick Barnes earned the 750th win of his head coaching career. With that total, Barnes ranks seventh among active Division I head coaches.
- Tennessee (23-7, 14-4 SEC) wrapped up a perfect 16-0 regular season at home with a terrific 3-point shooting performance. The Big Orange connected on 12-of-18 (.667) from deep and made 23-of-50 (.460) from the floor.
- All-SEC candidate Kennedy Chandler was a big part of UT's 3-point shooting success, sinking 5-of-6 (.833) from beyond the arc. Those five baskets from downtown were a new career-high for the true freshman from Memphis.
- Josiah-Jordan James put together yet another strong overall performance for Tennessee. The 6-6 guard tallied 12 points on 2-of-4 shooting from beyond the arc and 4-of-8 shooting from the floor. He was powerful around the rim, pulling down seven rebounds and blocking a shot, but he also made a meaningful impact on the defensive end, where he swiped a team-high three steals.
- All-SEC candidate Santiago Vescovi was a dependable presence as well for the Vols, playing 37 minutes in the regular-season finale. Vescovi was 3-of-4 on 3-pointers and finished conference play shooting .445 from beyond the arc. He made both of his free throws Saturday and logged two steals.
- SEC Sixth Man of the Year candidate Zakai Zeigler yet again was a spark off the bench for the Big Orange. He tallied 13 points, dished out a career-high six assists and collected five rebounds.
- Arkansas (24-7, 13-5 SEC) made a furious comeback in the second half and was propelled by 16 offensive rebounds. JD Notae led the Razorback offense with 20 points, five rebounds and four assists.
- Tennessee shot out of the gates, taking the lead 13 seconds into the game and never surrendering it. UT scored 13 points during the first media timeout. The Vols shot 6-of-7 from 3-point range in the first 15 minutes of the half. Overall, the Big Orange connected on 50 percent of their field goals in the half, going into the locker room with a 50-29 lead.

OUTLOOK
PLAYERS
STAFF
REVIEW
RESULTS
RECORDS
HONORS
POSTSEASON
VOLTMANAC
MEDIA INFO





Official Basketball Box Score - Final
Texas A&M at Tennessee
03/12/2023 Amos Arena, Tarras, Texas
2023 TENN. HOOPS

Game Time: 19:00 PM
Game Duration: 1:58
Attendance: 10,162



Official Basketball Box Score - Final
Longwood at Tennessee
03/12/2023 Gainbridge Fieldhouse, Indianapolis, IN
NCAA Division I Men's Basketball Championship - First Round

Game Time: 19:00 PM
Game Duration: 1:52
Attendance: 10,162

Texas A&M - 80

NO. Name	Pos	Record 20-21		Rebounds		Points		Fouls		Blocks		+/-	
		Min	pts	Reb	pts	PF	FT	ST	BL				
15 Henry Coleman III	F	24:10	5.7	0.0	2.3	3	4	7	1	0	1	-1	
3 Quentin Jackson	G	35:07	3.9	0.2	3.4	9	2	2	4	3	1	-2	
4 Wade Taylor IV	F	20:25	3.9	1.4	0.0	2	1	3	4	0	7	2	
23 Tyrone Radford	G	22:20	4.14	3.8	2.2	0	6	6	1	1	1	3	
26 Manny Obasogie	G	18:21	6.2	0.0	2.2	0	2	2	1	1	2	0	
0 Aaron Cash	G	13:53	1.3	0.0	0.0	4	3	6	0	0	0	0	
2 Hayden Helmer	G	12:36	0.2	0.0	1.2	0	0	2	1	1	0	0	
5 Husain Dismas	F	16:16	0.3	0.1	4.4	0	3	3	1	2	4	0	
20 Andre Gordon	F	10:44	0.2	0.0	0.0	1	1	1	0	0	0	0	
10 Ethan Henderson	F	13:56	0.0	0.0	0.1	0	1	1	1	2	0	0	
Team			1	2	3	0	1	0	0	0	0	0	
Totals		16:51	14-19	16-18	10	24	14	14	14	8	12	6	4

Longwood - 55

NO. Name	Pos	Record 20-21		Rebounds		Points		Fouls		Blocks		+/-	
		Min	pts	Reb	pts	PF	FT	ST	BL				
0 Zac Watson	F	25:13	5.8	0.0	1.1	2	1	3	1	0	2	1	
35 Jagger Grantland	F	22:05	1.2	0.1	0.0	1	2	3	1	0	0	0	
1 Isaiah Millsap	G	25:02	1.0	1.7	2.2	0	2	1	0	2	1	0	
3 DeShawn Wade	G	26:11	4.8	2.4	0.0	1	2	3	1	2	0	2	
11 Justin Hill	G	27:57	4.12	3.6	0.2	2	2	2	0	2	0	4	
0 Leslie Neusebaum	F	18:20	0.0	0.0	1.0	1	0	1	4	0	1	0	
23 D'Avian Houston	F	14:25	0.0	0.0	1.2	0	1	1	5	1	1	2	
12 Jordan Perkins	F	22:23	1.0	0.1	2.4	1	3	4	2	0	2	0	
2 Nate Litaras	F	13:33	1.3	1.3	0.0	3	3	0	1	3	0	0	
5 Jayden Darden	G	03:46	0.0	0.0	0.0	0	0	0	0	0	0	0	
44 C.J. Williams	F	01:46	0.0	0.0	0.0	1	0	1	0	0	0	0	
21 Trey Hicks	G	01:17	1.1	0.0	0.0	0	0	0	0	0	0	0	
20 Garrison LaCour	F	01:17	0.1	0.0	0.0	0	0	0	0	0	0	0	
24 Cameron O'Connor	F	01:17	0.1	0.0	0.0	0	0	0	0	0	0	0	
Team			1	2	1	2	0	0	0	0	0	0	
Totals		20:52	12-22	11-17	17	24	13	15	28	10	6	1	12

Tennessee - 65

NO. Name	Pos	Record 20-21		Rebounds		Points		Fouls		Blocks		+/-	
		Min	pts	Reb	pts	PF	FT	ST	BL				
2 Brandon Hurley-Hartford	F	14:02	1.5	0.0	0.2	1	1	1	2	2	0	0	
33 Uroa Pharris	F	12:50	1.1	0.0	1.2	4	0	4	3	2	1	1	
1 Kennedy Chandler	G	30:25	5.9	4.7	0.1	4	4	2	2	14	0	1	
25 Santiago Vescovi	G	34:34	4.9	4.6	5.5	0	3	2	2	17	5	1	
30 Josiah-Jordan James	G	28:21	6.16	3.7	1.1	2	8	10	1	1	2	1	
0 Jaxon Adcox	F	02:45	1.1	0.0	0.0	0	0	0	0	0	0	0	
5 Zakai Zeigler	F	31:09	1.5	1.4	0.0	0	2	1	3	3	1	6	
10 John Fulkerson	G	28:25	3.9	5.0	2.3	2	10	12	3	8	1	3	
12 Victor Bailey Jr.	F	01:22	0.1	0.1	1.0	0	0	0	0	0	0	0	
Team			3	1	4	0	1	0	1	0	1	0	
Totals		22:56	12-29	19-34	12	29	41	14	14	65	19	13	8

Tennessee - 88

NO. Name	Pos	Record 20-21		Rebounds		Points		Fouls		Blocks		+/-	
		Min	pts	Reb	pts	PF	FT	ST	BL				
2 Brandon Hurley-Hartford	F	18:29	3.5	0.0	1.1	1	3	4	1	7	0	1	
33 Uroa Pharris	F	13:23	0.0	0.0	0.2	2	1	1	4	1	2	0	
1 Kennedy Chandler	G	27:17	4.8	3.4	2.4	4	5	2	4	13	3	4	
25 Santiago Vescovi	G	29:19	6.0	5.6	10	0	2	2	8	4	4	1	
30 Josiah-Jordan James	G	31:08	6.9	3.6	2.2	0	9	0	1	17	2	0	
10 John Fulkerson	G	18:20	7.8	0.0	1.2	1	2	3	2	15	0	1	
5 Zakai Zeigler	F	24:13	3.5	2.4	2.3	0	2	1	1	0	3	0	
12 Victor Bailey Jr.	F	02:27	1.3	0.0	0.2	2	1	1	2	4	1	0	
15 Jaxton Marshall	F	04:41	1.1	0.0	0.0	1	1	0	0	0	0	0	
0 Jaxon Adcox	F	03:45	0.2	0.0	0.0	3	3	0	0	0	0	0	
24 Justin Powell	G	03:45	0.0	0.0	0.0	0	0	0	0	0	0	0	
33 Quentin Dismuke	G	03:45	0.1	0.0	0.0	0	0	0	0	0	0	0	
Team			5	4	4	0	0	0	0	0	0	0	
Totals		33:55	12-24	11-17	27	32	14	18	22	12	10	1	32

TAMM		TENN		Points from TAMM/TENN		Period by Period Scoring	
Biggest lead	0 (11:20)	18 (2:00)	10 (0:00)	Paint	Turnovers	9	18
Best Scoring Run	8 (1:16)	12 (1:15)	15 (8:15)	Fast Breaks	10	22	18
Lead Changes	8	12	8	Second Chance	10	8	8
Times Tied	1	0	3	Bench	7	13	10
Time with Lead	03:03	38:44					

LONG		TENN		Points from LONG/TENN		Period by Period Scoring	
Biggest lead	0 (11:20)	20 (6:27)	6 (8:00)	Paint	Turnovers	12 <th>22 </th>	22
Best Scoring Run	5 (2:11)	13 (2:22)	15 (2:11)	Fast Breaks	13	30	30
Lead Changes	1	2	2	Second Chance	10	8	8
Times Tied	1	0	3	Bench	15	29	16
Time with Lead	00:00	38:15					

- Tennessee captured its first SEC Tournament championship in 43 years on March 13, 2022, defeating Texas A&M, 65-50.
- The Vols led wire-to-wire in the win, building a 14-0 lead in the opening minutes and never leading by less than five points after that.
- Freshman guard Kennedy Chandler was named SEC Tournament MVP, while Josiah-Jordan James and Santiago Vescovi joined him on the All-Tournament team.
- Vescovi led Tennessee on Sunday with 17 points on four made 3-pointers. James contributed 16 points and 10 rebounds for his third career double-double, while Chandler had 14 points, seven assists and four rebounds.
- Super senior John Fulkerson scored eight points and had a career-high-tying 12 rebounds.
- After trailing by as many as 14 points in the first half, Texas A&M used a quick spurt out of halftime to cut Tennessee's lead to five points at the 16:10 mark on a 3-pointer from Tyrece Radford—the smallest deficit that the Aggies had faced since the opening minutes of the game.
- However, Tennessee did not let Texas A&M draw any closer—immediately responding with a 12-2 run to extend its lead back to 15 points. The last nine of the 12 points during that run came from Vescovi, who hit two 3-pointers and sank three straight free throws from another 3-point attempt that he was fouled on.
- Between Vescovi, James, Chandler and SEC All-Freshman Teamer Zakai Zeigler, Tennessee made six of its first seven 3-point attempts of the second half.
- After Vescovi's nine straight points, Texas A&M drew no closer than 11 points.
- Out of the gates, Tennessee was red-hot, building a 14-0 lead by the 15:16 mark. The fast start was aided by three made 3-pointers—one each from Chandler, James and Vescovi.
- Following its slow start in which it missed its first eight shots, Texas A&M steadily climbed back into the game, responding to Tennessee's early 14-0 lead with a 10-2 run to cut their deficit to six points
- The Aggies were unable to draw closer than six points in the first half, entering halftime facing a 29-20 deficit.

- Using hot shooting from start to finish, No. 3 seed Tennessee cruised by No. 14 seed Longwood on March 17, 2022, at Gainbridge Fieldhouse, 88-56, to advance to the NCAA Tournament Round of 32.
- Tennessee shot a season-high 60 percent from the field on Thursday (33-for-55), including 58 percent on 3-pointers (14-for-24). The performance set a program record for field-goal percentage in an NCAA Tournament game.
- Santiago Vescovi was one of five double-figure scorers for Tennessee, pouring in a team-high 18 points on 6-for-8 shooting from 3-point range. Vescovi also had a team-high seven assists and a team-high-tying four steals.
- Vescovi's six made 3-pointers tied for the most ever by a Vol in an NCAA Tournament game. Vescovi also set the Tennessee program record for best 3-point percentage in an NCAA Tournament game (.750).
- Josiah-Jordan James scored 17 points on 6-for-9 shooting—including 15 in the first half—and grabbed nine rebounds. John Fulkerson had his highest scoring total since December with 15 points on 7-for-8 shooting, scoring 11 of Tennessee's first 17 points.
- Kennedy Chandler had an impactful all-around performance with 13 points, five rebounds, five assists and four steals. Zakai Zeigler scored 10 points and had six assists.
- Holding just a one point lead at 16-15 nearly nine minutes into the game, the Vols strung together a quick 13-2 run to take control—building a lead that would never be less than 10 for the remainder of the game.
- The Vols further extended their lead to close the half—finishing on a 13-0 run in the final 3:13. Between Vescovi and James, the Vols made seven 3-pointers in the final 5:48 of the half on just eight attempts.
- Tennessee took a 54-29 lead into halftime, setting a season-high for first-half scoring. The Vols shot 67 percent from the field (20-for-30) before the break. Tennessee had 18 assists on those 20 made field goals in the first half.

OUTLOOK
PLAYERS
STAFF
REVIEW
RESULTS
RECORDS
HONORS
POSTSEASON
VOLTMANAC
MEDIA INFO





Official Basketball Box Score - Final
Michigan at Tennessee
 601922 Carolina Pavilion, Indianapolis, IN
 NCAA Division I Men's Basketball Championship - Second Round

Game Time: 1:00 PM
 Game Duration: 2:04
 Attendance: 17,538

Officials: Joe Lindsay, Larry Scortis, Earl Wilson

Michigan - 76													
Record: 19-14													
NO.	Name	Min	FG	3P	FT	Rebounds	Fouls	pts	ast	stl	blk	shooting	
			%	%	%	off	tot					pts	
14	Moussa Diabate	17:25	5/10	0/0	3/3	2	4	6	1	3	13	11	0
1	Hunter Dickinson	G 37:41	8/13	3/5	8/10	1	10	11	2	8	27	4	2
12	Dakari Jones	G 11:25	1/3	0/0	0/0	3	3	1	1	2	2	0	1
22	Caleb Houston	G 32:10	0/4	0/3	0/0	0	3	2	1	0	0	2	1
55	Eli Brooks	G 38:37	5/14	2/5	3/3	1	2	3	1	2	23	5	4
10	Frankie Collins	29:45	1/4	0/1	0/0	1	4	4	1	2	2	0	0
23	Brandon Johns, Jr.	08:15	0/1	0/0	0/0	0	0	1	1	0	0	0	0
5	Terrence Williams II	14:03	3/5	1/2	2/2	2	1	3	1	1	5	0	1
Team			14	2	3	1	5	0	11	0	0	0	1
Totals		27:54	6-16	16-20	7-29	36	12	18	15	15	4	6	4

Tennessee - 68													
Record: 27-8													
NO.	Name	Min	FG	3P	FT	Rebounds	Fouls	pts	ast	stl	blk	shooting	
			%	%	%	off	tot					pts	
2	Brandon Hurley-Hatfield	F 12:15	2/4	0/0	0/0	1	1	2	0	0	4	0	0
33	Uros Plavsic	F 24:53	3/7	0/0	3/4	2	7	9	2	2	9	0	2
1	Kennedy Chandler	G 37:27	9/19	1/3	0/0	1	3	4	1	19	2	2	3
25	Santiago Vescovi	G 38:29	2/7	1/5	0/4	1	3	4	3	2	5	2	1
30	Josiah-Jordan James	G 37:21	5/13	0/6	3/4	2	4	6	3	2	13	3	0
9	James Ahoja	04:42	1/4	0/0	2/2	0	1	1	1	1	4	0	0
10	John Fullerton	17:26	2/4	0/0	2/3	2	2	3	6	0	2	2	0
5	Zakai Zeigler	22:44	4/6	0/0	0/0	2	2	3	1	6	0	1	0
12	Victor Bailey Jr.	04:35	0/0	0/0	1/0	1	0	0	0	0	0	0	0
15	Jahmal Mashack	00:05	0/0	0/0	0/0	0	0	0	0	0	0	0	0
Team			14	2	3	0	1	0	11	0	0	0	0
Totals		28:57	5-18	10-12	11-22	33	18	12	65	7	7	4	6

Technical Fouls: NONE													
Shooting By Period													
		1 st	2 nd	3 rd	4 th	OT							
Michigan		13-29	44.8%	14-20	70.0%	7-29	24.1%						
Tennessee		5-18	27.8%	10-12	83.3%	11-22	50.0%						

- Tennessee's season came to a close on March 19, 2022, as the Vols dropped a back-and-forth affair to Michigan in the NCAA Tournament Round of 32, 76-68.
- Tennessee finished the 2021-22 season with a final record of 27-8—marking the fourth-most wins in a single season in program history.
- Freshman guard Kennedy Chandler led the Vols with 19 points and nine assists. Josiah-Jordan James was Tennessee's other double figure scorer with 13 points. Junior forward Uros Plavsic finished with nine points and nine rebounds.
- After a tightly-contested second half, Tennessee took a 60-54 lead on a free throw from James at the 8:27 mark—the Vols' largest lead of the game. However, the Wolverines responded with a 14-4 run down the stretch and took control of the game as it entered the final minutes.
- With 1:32 remaining and Michigan leading 68-64 with possession of the ball, Tennessee forced a Wolverine turnover and got a driving layup from Santiago Vescovi that cut the lead to two points at 68-66.
- On the ensuing possession, Michigan's Eli Brooks converted a hook shot to push the Wolverines' lead back to four points with 53 seconds left. Zakai Zeigler missed a 3-pointer on the other end for the Vols, and Michigan was able to close out the game by going 6-for-6 at the free-throw line in the final 36 seconds.
- Over the last nine minutes of game time, the Vols made just four of their final 17 field-goal attempts.
- In the first half, Michigan led for more than 15 minutes of game time, but Tennessee took a 37-32 lead into the halftime break, as the Vols closed the opening period on a 13-2 run.
- The Wolverines raced out to a 10-2 lead in the opening three minutes of the game, but never extended the lead to more than eight points. The Vols gradually chipped away at the lead before controlling the final 4:35 of the first half with the 13-2 run—capped by a Plavsic and-one dunk with 39 seconds remaining.
- James kept Tennessee afloat early, making his first four field-goal attempts and finishing the first half with 10 points.
- Chandler scored nine points and dished out seven assists in the first half. Those seven assists led to 15 Tennessee points, making the second-team All-SEC selection responsible for 24 of Tennessee's 37 first-half points.
- Plavsic scored five points and had seven rebounds in the opening period.
- For the second time in four years, Tennessee spent the entire season ranked in the AP Top 25, ascending as high as No. 5 in the postseason poll.

2021-22 FINAL SEC STANDINGS

	SEC	Pct.	H	A	ALL	Pct.	H	A	N	Postseason
Auburn [^]	15-3	.833	9-0	6-3	28-6	.824	16-0	8-3	4-3	L1
Tennessee *	14-4	.778	9-0	5-4	27-8	.771	16-0	6-5	5-3	L1
Kentucky	14-4	.778	9-0	5-4	26-8	.765	18-0	6-5	2-3	L2
Arkansas	13-5	.722	8-1	5-4	29-8	.784	17-2	5-4	6-3	L1
LSU	9-9	.500	7-2	2-7	22-12	.647	15-2	2-8	5-2	L2
Alabama	9-9	.500	6-3	3-6	19-14	.576	13-3	3-7	3-4	L4
South Carolina	9-9	.500	5-4	4-5	18-13	.581	12-4	4-7	2-2	L2
Texas A&M	9-9	.500	5-4	4-5	27-13	.675	16-4	5-5	6-4	L1
Florida	9-9	.500	5-4	4-5	20-14	.588	13-5	4-7	3-2	L1
Mississippi State	8-10	.444	7-2	1-8	18-16	.529	14-3	1-10	3-3	L2
Vanderbilt	7-11	.389	4-5	3-6	19-17	.528	11-8	5-8	3-1	L1
Missouri	5-13	.278	3-6	2-7	12-21	.364	8-8	2-10	2-3	L1
Ole Miss	4-14	.222	2-7	2-7	13-19	.406	10-8	2-7	1-3	L5
Georgia	1-17	.056	1-8	0-9	6-26	.188	6-13	0-10	0-3	L12

[^] SEC Regular-Season Champion * SEC Tournament Champion

COACHES ALL-SEC TEAM

First-Team All-SEC

- JD Notae, Arkansas
- Jaylin Williams, Arkansas
- Walker Kessler, Auburn
- Jabari Smith, Auburn
- Oscar Tshiebwe, Kentucky
- Tari Eason, LSU
- Iverson Molinar, Mississippi State
- Santiago Vescovi, Tennessee**
- Scotty Pippen Jr., Vanderbilt

Second-Team All-SEC

- Jaden Shackelford, Alabama
- Colin Castleton, Florida
- TyTy Washington Jr., Kentucky
- Sahvir Wheeler, Kentucky
- Darius Days, LSU
- Kobe Brown, Missouri
- Kennedy Chandler, Tennessee**
- Quenton Jackson, Texas A&M

SEC All-Defensive Team

- Herbert Jones, Alabama
- Keon Ellis, Alabama
- Jaylin Williams, Arkansas
- Walker Kessler, Auburn
- Oscar Tshiebwe, Kentucky
- Zakai Zeigler, Tennessee**

SEC All-Freshman Team

- Charles Bediako, Alabama
- JD Davison, Alabama
- Jabari Smith, Auburn
- TyTy Washington Jr., Kentucky
- Brandon Murray, LSU
- Devin Carter, South Carolina
- Kennedy Chandler, Tennessee**
- Zakai Zeigler, Tennessee**

Ties are not broken

- Coach of the Year:** Bruce Pearl, Auburn
- Player of the Year:** Oscar Tshiebwe, Kentucky
- Scholar-Athlete of the Year:** Jordan Wright, Vanderbilt
- Freshman of the Year:** Jabari Smith, Auburn
- Sixth-Man of the Year:** Tari Eason, LSU
- Defensive Player of the Year:** Walker Kessler, Auburn

ASSOCIATED PRESS ALL-SEC TEAM

First-Team All-SEC

- u-Scotty Pippen Jr., Vanderbilt
- u-JD Notae, Arkansas
- Walker Kessler, Auburn
- u-Oscar Tshiebwe, Kentucky
- Jabari Smith, Auburn

Second-Team All-SEC

- Kennedy Chandler, Tennessee
- Iverson Molinar, Mississippi State
- Colin Castleton, Florida
- Tari Eason, LSU
- Jaylin Williams, Arkansas

- Coach of the Year:** Bruce Pearl, Auburn
 - Player of the Year:** u-Oscar Tshiebwe, Kentucky
 - Newcomer of the Year:** Jabari Smith, forward, Auburn
- u = unanimous selection*

■ ADDITIONAL 2021-22 HONORS

- **Kennedy Chandler, Fr., G**
SEC Tournament MVP
USBWA All-District IV Team
SEC Freshman of the Week (Nov. 15)
SEC Freshman of the Week (Nov. 28)
- **John Fulkerson, Su-Sr., F**
SEC Community Service Team
Lute Olson National Player of the Week (Dec. 27)
co-SEC Player of the Week (Dec. 27)
- **Josiah-Jordan James, Jr., G**
SEC Tournament All-Tournament Team
- **Santiago Vescovi, Jr., G**
CoSIDA Academic All-District
NABC All-District 20 Team
USBWA All-District IV Team
SEC Tournament All-Tournament Team
- **Zakai Zeigler, Fr., G**
SEC Freshman of the Week (Feb. 7)

OUTLOOK

PLAYERS

STAFF

REVIEW

RESULTS

RECORDS

HONORS

POSTSEASON

VOLMANAC

MEDIA INFO



T H E
MY ALL
C A M P A I G N



*I will give my all for
Tennessee today!*

The My All Campaign aims to impact each of Tennessee's 20 varsity athletic programs by providing championship resources to support student-athletes' academic and competitive pursuits. Specific facility enhancements are currently targeted for Neyland Stadium and Anderson Training Center, though campaign funds will ultimately allow for strategic investments impacting every athletic program on campus.

TENNESSEEFUND

IWillGiveMyAll.com | 865.974.1218 | tnfund@utk.edu



RESULTS

RECORD VS. ALL OPPONENTS

OPPONENT	RECORD VS.	FIRST	MOST RECENT
Alabama	70-82	2/6/1914	12/29/2021
Alabama A&M	1-0	12/27/2005	12/27/2005
Alabama-Birmingham	2-2	12/30/1983	3/18/1992
Alabama State	2-0	12/14/2004	11/20/19
Alaska-Anchorage	1-1	12/30/1990	11/23/2001
American University	2-0	12/18/1981	3/21/2008
American Univ. (Puerto Rico)	2-0	11/29/1991	12/21/1999
Appalachian State	6-0	11/28/1986	12/15/2021
Arizona	4-1	12/28/1956	12/22/2021
Arizona State	3-0	1/1/1954	12/28/1980
Arkansas	24-22	12/31/1936	3/5/2022
Arkansas-Little Rock	0-1	12/8/1993	12/8/1993
Arkansas-Monticello	1-0	11/14/2007	11/14/2007
Army West Point	5-0	12/29/1960	11/24/2015
Auburn	79-44	2/15/1927	2/26/2022
Austin Peay	8-1	12/30/1940	12/10/2011
Ball State	1-0	12/19/1986	12/19/1986
Baltimore	0-1	1/28/1937	1/28/1937
Belmont	4-0	12/20/2004	12/23/2010
Biscayne	3-0	11/29/1975	11/27/1982
Boston College	1-2	12/30/1966	12/30/1978
Boston University	1-0	12/19/1955	12/19/1955
Bowling Green	0-1	3/14/1975	3/14/1975
Bradley	0-1	12/29/1966	12/29/1966
Brigham Young (BYU)	2-0	12/28/1957	12/20/1980
Bucknell	1-0	12/19/1957	12/19/1957
Buffalo	2-0	12/19/1964	12/30/1968
Butler	2-3	12/20/1958	12/12/2015
California-Berkeley	2-0	12/19/1981	12/3/1983
California-Irvine	1-0	12/1/1972	12/1/1972
California State-Northridge	1-0	11/17/1998	11/17/1998
Campbell	1-0	12/23/2004	12/23/2004
Carson-Newman	9-4	1/28/1909	12/12/1936
Centenary	4-0	2/12/1923	12/9/1969
Central Florida	1-0	12/29/1986	12/29/1986
Centre	10-5	12/17/1909	2/18/1927
Chaminade	2-0	11/23/2011	11/23/2016
Charleston Southern	1-0	12/17/2002	12/17/2002
Chattanooga	34-6	1/24/1913	11/25/2019
Cincinnati	2-6	12/22/1952	12/12/2020
The Citadel	5-0	2/23/1949	11/18/2013
Clemson	15-4	2/16/1924	12/20/1975
Cleveland State	1-0	12/14/1981	12/14/1981
Coastal Carolina	1-0	1/2/2005	1/2/2005
Colgate	1-2	12/21/1955	3/22/2019
College of Charleston	1-3	3/13/1996	12/14/2011
Colorado	4-0	12/13/1980	12/4/2021
Columbia	1-0	12/20/1974	12/20/1974
Concord State	1-0	1/29/1927	1/29/1927
Connecticut (UConn)	2-1	3/19/2000	1/21/2012
Coppin State	1-0	11/19/2006	11/19/2006
Creighton	1-0	1/9/1937	1/9/1937
Cumberland (Ky.)	6-0	2/9/1914	2/4/1926
Dartmouth	1-0	12/16/1977	12/16/1977
Davidson	5-0	1/10/1953	12/3/1959
Dayton	2-3	12/16/1949	12/22/1992
Delaware	1-0	3/12/1999	3/12/1999
Denver	2-0	1/2/1954	12/29/1962
DePaul	2-0	12/14/1973	11/22/09
Detroit Mercy	0-1	2/4/1931	2/4/1931
Drake	1-0	12/30/1949	12/30/1949
Duke	7-8	2/20/1911	11/21/2011
Duquesne	1-1	12/21/1937	12/16/1960
East Carolina	3-0	12/5/1978	11/20/2009
East Tennessee State (ETSU)	17-2	12/19/1945	11/14/2021
Eastern Kentucky	5-0	2/10/1912	11/28/2018
Elon	1-0	11/22/1999	11/22/1999

OPPONENT	RECORD VS.	FIRST	MOST RECENT
Emory & Henry	11-0	2/14/1911	12/20/1941
Evansville	0-2	12/30/1953	12/22/1962
Florida	80-58	1/7/1927	1/26/2022
Florida A&M	1-0	12/4/2019	12/4/2019
Florida Atlantic	1-0	12/16/2015	12/16/2015
Florida State	5-4	12/9/1957	11/29/19
Fordham	3-1	12/29/1978	11/13/2006
Furman	11-0	12/1/1956	12/20/2017
Gardner-Webb	2-0	11/22/2002	11/22/2015
Georgetown (Kentucky)	5-3	2/8/1911	2/4/1929
Georgetown	1-2	3/18/2003	11/30/2012
George Mason	0-1	3/17/2004	3/17/2004
George Washington	1-3	2/4/1917	11/27/2015
Georgia	98-61	1/17/1913	3/1/2022
Georgia State	4-1	12/10/1977	12/20/2003
Georgia Tech	45-28	2/19/1921	11/13/2018
Gonzaga	2-4	12/29/2007	12/9/2018
Guilford	0-1	2/22/1911	2/22/1911
Hardin-Simmons	1-0	12/20/1983	12/20/1983
Harvard	1-0	12/14/1974	12/14/1974
Hawaii	2-1	12/29/1965	12/30/2000
High Point	1-0	11/4/2017	11/4/2017
Holy Cross	0-1	12/28/1960	12/28/1960
Houston	3-2	12/5/1970	12/19/1995
Idaho State	1-0	11/24/1984	11/24/1984
Illinois	2-1	12/15/1967	1/17/1988
Illinois State	0-1	3/12/1998	3/12/1998
Indiana	0-4	3/18/1967	3/27/1985
Iona	2-0	12/19/1980	12/29/1990
Iowa	3-2	12/27/1967	3/24/2019
Iowa State	2-1	12/4/1968	1/27/2018
Jacksonville State	1-0	12/21/2019	12/21/2019
Johnson Bible College	4-0	12/7/1913	1921
Kansas	2-4	1/3/2009	1/30/2021
Kansas State	2-0	12/6/2014	1/28/2017
Kennesaw State	1-0	11/9/2012	11/9/2012
Kent State	1-0	11/29/1990	11/29/1990
Kentucky	77-158	2/16/1910	3/12/2022
Kentucky Wesleyan	1-2	2/5/1926	12/10/1955
King	3-0	1/13/1922	12/30/1939
Lafayette	2-0	12/9/1980	12/27/1984
Lambuth	0-1	12/19/1935	12/19/1935
La Salle	2-0	12/20/1969	12/17/1976
Lenoir-Rhyne	1-0	11/6/2018	11/6/2018
Lincoln Memorial	16-0	1/7/1925	11/29/1951
Lipscomb	4-0	12/1/1954	12/9/2017
Long Beach State	1-0	3/16/2007	3/16/2007
Long Island	2-3	1/27/1937	11/26/1999
Longwood	1-0	3/17/2022	3/17/2022
Louisiana	9-1	12/3/1966	11/9/2018
Louisiana-Monroe	1-0	11/16/2011	11/16/2011
LSU	66-50	2/25/1933	1/22/2022
Louisiana Tech	3-1	12/20/1957	12/3/1986
Louisville	8-12	2/19/1913	11/21/2018
Loyola (New Orleans)	3-0	1/8/1949	1/27/1951
Manhattan	1-0	12/27/1971	12/27/1971
Marquette	3-5	12/5/1972	11/30/2014
Marshall	7-3	2/1/1937	11/19/2015
Maryland	2-2	12/5/1949	11/25/1984
Marville	26-10-1	1/9/1910	1/24/1931
Massachusetts (UMass)	4-0	2/5/2003	3/21/2014
Memphis	15-12	12/28/1969	12/14/2019
Mercer	4-4	2/7/1913	11/29/2017
Mexico	2-0	2/7/1933	1/24/1966
Miami (Florida)	3-1	12/17/1954	12/22/1996
Miami (Ohio)	4-2	12/20/1947	12/1/1999
Michigan	5-7	12/5/1958	3/19/2022

RECORD VS. ALL OPPONENTS

OPPONENT	RECORD VS.	FIRST	MOST RECENT
Michigan State	2-5	1/23/1939	3/28/2010
Middle Tennessee (MTSU)	9-2	3/18/1988	3/19/2012
Milligan	10-2	1/6/1922	12/13/1947
Millsaps	0-1	3/2/1921	3/2/1921
Minnesota	1-0	12/17/1979	12/17/1979
Mississippi (Ole Miss)	76-45	1/28/1924	1/5/2022
Mississippi College	1-0	2/25/1922	2/25/1922
Mississippi State	88-44	1/15/1924	3/11/2022
Missouri	11-8	12/20/1961	2/22/2022
Missouri State	1-1	3/14/1999	11/17/2010
Montana State	3-0	12/19/1969	12/16/1983
Morehead State	4-0	12/7/1983	12/23/2013
Murphy College	2-0	2/5/1916	2/11/1916
Murray State	4-0	2/24/1945	11/12/2019
Navy	2-0	12/13/1974	12/27/1983
Nebraska	0-3	12/13/2003	11/28/2015
Nevada-Las Vegas (UNLV)	0-1	12/29/1982	12/29/1982
New Mexico	2-2	12/5/1989	12/18/2004
New Mexico A&M	0-1	12/30/1955	12/30/1955
New Orleans	1-0	12/11/1982	12/11/1982
Niagara	1-2	12/27/1969	12/15/1978
UNC Asheville	11-0	11/19/1997	11/5/2019
UNC Chapel Hill	2-10	2/21/1911	11/21/2021
UNC Charlotte	5-5	12/4/1976	12/17/2010
UNC Greensboro	3-0	12/22/1998	12/11/2021
UNC Wilmington	2-0	12/21/1985	11/14/2006
North Carolina A&T	2-0	11/27/2007	12/23/2009
North Carolina State	4-7	3/1/1929	11/24/2017
North Texas	1-0	11/30/1973	11/30/1973
Northern Michigan	1-0	12/1/1970	12/1/1970
Northwestern	0-1	12/21/1977	12/21/1977
Notre Dame	0-1	3/11/1979	3/11/1979
New York University	1-0	12/25/1944	12/25/1944
Oakland	1-2	12/14/2010	11/26/2012
Ohio	3-2	2/20/1926	3/20/2010
Ohio Northern	1-0	11/25/1983	11/25/1983
Ohio State	2-4	12/9/1978	3/26/2010
Oklahoma	1-0	12/13/1968	12/13/1968
Oklahoma City	1-0	12/22/1982	12/22/1982
Oklahoma State	1-3	12/22/2005	11/16/2012
Oregon	1-1	12/29/1964	11/22/2016
Oregon State	1-4	12/30/1964	3/19/2021
Pennsylvania	1-0	12/29/1975	12/29/1975
Penn State	1-2	12/17/1971	12/7/1996
Pepperdine	1-0	12/29/1987	12/29/1987
Pittsburgh	4-2	12/29/1961	12/3/2011
Portland	1-1	12/28/1964	12/27/1981
Prairie View	1-0	11/16/2007	11/16/2007
Presbyterian	4-0	12/18/2012	11/30/2021
Princeton	1-0	12/28/1959	12/28/1959
Providence	1-1	12/19/1970	12/28/1973
Purdue	2-3	12/6/1980	3/28/2019
Radford	3-0	1/13/1993	12/17/2001
Rhode Island	0-1	3/17/1945	3/17/1945
Rice	1-3	12/22/1951	12/6/1963
Richmond	3-0	12/2/1964	12/22/1984
Roanoke	1-0	1922	1922
Rollins	1-0	11/29/1980	11/29/1980
Rutgers	2-0	3/14/1969	11/19/1992
St. Francis (New York)	1-0	12/17/1982	12/17/1982
St. Francis (Pennsylvania)	1-0	12/26/1969	12/26/1969
St. John's	3-5	12/26/1942	11/24/2001
St. Joseph's (Pennsylvania)	2-2	12/4/1948	12/21/2020
Saint Louis	0-1	12/27/1965	12/27/1965
St. Mary's College	0-1	2/17/1909	2/17/1909
St. Peter's	1-0	3/14/1984	3/14/1984
Samford	2-0	11/28/1977	12/19/2018

OPPONENT	RECORD VS.	FIRST	MOST RECENT
San Diego State	3-0	12/29/1979	3/18/2010
San Francisco	1-2	12/18/1970	12/2/1977
San Jose State	2-0	12/22/1978	12/28/1982
Santa Clara	2-0	12/29/1973	11/27/2014
Savannah State	1-0	3/13/2012	3/13/2012
Seton Hall	2-1	12/11/1976	11/21/1992
Sewanee	20-1	1/20/1923	12/9/1964
Siena	1-0	11/27/2008	11/27/2008
South Alabama	1-0	1/4/2006	1/4/2006
South Carolina	50-28	1/5/1927	2/5/2022
South Florida	6-0	12/10/1973	11/29/1999
Southeastern Louisiana	1-0	11/22/1985	11/22/1985
Southern California (USC)	4-3	12/28/1967	12/21/2010
Southern Illinois	2-0	12/14/1968	12/22/1999
Southern Indiana	1-0	11/3/2005	11/3/2005
Southern Methodist	2-0	12/7/2000	12/6/2001
Southern Mississippi	1-0	12/14/1984	12/14/1984
Springfield	1-0	12/15/1955	12/15/1955
Stanford	2-0	12/22/1956	11/22/2004
Syracuse	3-3	12/15/1972	1/19/2002
Tampa	2-1	12/20/1948	12/21/1968
Temple	3-3	12/27/1944	12/13/2008
Tennessee-Martin	5-0	11/26/1993	11/9/2021
Tennessee State	6-0	11/23/1990	12/29/2015
Tennessee Tech	26-1	12/11/1939	11/26/2021
Tennessee Wesleyan	12-2	1/5/1927	1/31/1940
Texas	3-4	12/18/1952	1/29/2022
Texas A&M	11-6	12/15/1951	3/13/2022
Texas A&M-Corpus Christi	1-0	12/2/2018	12/2/2018
Texas Christian (TCU)	0-2	11/30/1991	1/30/2016
Texas-El Paso (UTEP)	0-2	12/28/1962	11/28/2013
Texas Southern	1-0	11/20/2014	11/20/2014
Texas Tech	0-2	12/3/1953	12/7/2021
Towson	2-0	1/6/1992	2/27/1995
Transylvania	6-1	2/9/1912	2/21/1924
Tulane	12-16	2/1/1924	12/30/1975
Tulsa	2-1	12/11/1948	12/23/1999
Tusculum	11-2	2/13/1911	1/4/2014
UCLA	0-1	1/30/1977	1/30/1977
Union	5-1	2/10/1914	12/10/1942
USC Upstate	3-0	11/16/2013	12/14/2021
Utah	0-2	12/17/1977	12/27/1978
Utah State	2-0	12/29/1949	12/29/1967
Vanderbilt	128-75	2/11/1922	2/12/2022
Vermont	2-0	12/31/1974	12/8/1984
Villanova	1-4	12/29/1950	11/20/2021
Virginia	5-8	2/22/1917	12/30/2013
Virginia Commonwealth (VCU)	5-1	3/15/1981	11/30/2019
Virginia Military Institute (VMI)	7-4	2/18/1911	11/25/2002
Virginia Tech	2-8	2/15/1911	12/28/1994
Wake Forest	10-2	12/31/1947	12/22/2018
Washington	1-0	11/16/19	11/16/19
Washington & Lee	3-4	2/17/1911	12/3/1954
West Virginia	4-5	12/29/1958	1/26/2019
Western Carolina	7-1	12/17/1987	12/21/2012
Western Kentucky	2-0	12/16/2006	12/15/2008
Wichita State	1-3	12/27/1990	12/14/2013
William & Mary	4-2	12/6/1954	12/5/1960
Winthrop	2-0	11/14/1997	3/16/2006
Wisconsin	2-3	12/28/1981	12/28/2019
Wisconsin-Milwaukee	1-0	11/30/1974	11/30/1974
Wofford	7-0	12/2/1952	11/29/2004
Wyoming	3-0	12/2/1958	12/15/2009
Xavier	12-5	1/24/1936	11/29/2013
Yale	1-1	12/30/1959	12/30/1961

2022-23 Opponents in Bold

OUTLOOK
 PLAYERS
 STAFF
 REVIEW
 RESULTS
 RECORDS
 HONORS
 POSTSEASON
 VOLMANAC
 MEDIA INFO



RECORD VS. CONFERENCES

America East	2-0	Atlantic 10	28-15	Big West	5-1
Albany	0-0	Davidson	5-0	UC Davis	0-0
Binghamton	0-0	Dayton	2-3	UC Irvine	1-0
Bryant	0-0	Duquesne	1-1	UC Riverside	0-0
Hartford	0-0	Fordham	3-1	UC San Diego	0-0
Maine	0-0	George Mason	0-1	UC Santa Barbara	0-0
UMass Lowell	0-0	George Washington	1-3	Cal Poly	0-0
New Hampshire	0-0	La Salle	2-0	Cal State Bakersfield	0-0
N.J.I.T.	0-0	Loyola (Chicago)	0-1	Cal State Fullerton	0-0
UMBC	0-0	Massachusetts	4-0	Cal State Northridge	1-0
Vermont	2-0	Rhode Island	0-1	Hawaii	2-1
		Richmond	3-0	Long Beach State	1-0
		St. Bonaventure	0-0		
American	50-43	St. Joseph's (Pa.)	2-2	Big 12	15-21
Cincinnati	2-6	Saint Louis	0-1	Baylor	0-0
East Carolina	3-0	VCU	5-1	Iowa State	2-1
Houston	3-2			Kansas	2-4
Memphis	15-12	Big East	30-27	Kansas State	2-0
South Florida	6-0	Butler	2-3	Oklahoma	1-0
Southern Methodist	2-0	Connecticut	2-1	Oklahoma State	1-3
Temple	3-3	Creighton	1-0	Texas	3-4
Tulane	12-16	DePaul	2-0	TCU	0-2
Tulsa	2-1	Georgetown	1-2	Texas Tech	0-2
UCF	1-0	Marquette	3-5	West Virginia	4-5
Wichita State	1-3	Providence	1-1		
		St. John's	3-5	Colonial	13-5
Atlantic Coast	113-100	Seton Hall	2-1	College of Charleston	1-3
Boston College	1-2	Villanova	1-4	Delaware	1-0
Clemson	15-4	Xavier	12-5	Drexel	0-0
Duke	7-8			Elon	1-0
Florida State	5-4	Big Sky*	3-0	Hampton	0-0
Georgia Tech	45-28	Idaho State	1-0	Hofstra	0-0
Louisville	7-12	Montana State	2-0	Monmouth	0-0
Miami (Fla.)	3-1	<i>*Complete conference not listed</i>		North Carolina A&T	2-0
North Carolina	2-10			UNC Wilmington	2-0
NC State	4-7	Big South	29-0	Northeastern	0-0
Notre Dame	0-1	Campbell	1-0	Stony Brook	0-0
Pittsburgh	4-2	Charleston Southern	1-0	Towson	2-0
Syracuse	3-3	Gardner-Webb	2-0	William & Mary	4-2
Virginia	5-8	High Point	1-0		
Virginia Tech	2-8	Longwood	1-0	Conference USA	24-15
Wake Forest	10-2	UNC Asheville	11-0	UAB	2-2
		Presbyterian	4-0	Charlotte	5-5
Atlantic Sun	19-1	Radford	3-0	Florida Atlantic	1-0
Austin Peay	8-1	USC Upstate	3-0	Florida International	0-0
Bellarmine	0-0	Winthrop	2-0	Louisiana Tech	3-1
Central Arkansas	0-0			Middle Tennessee	9-2
Eastern Kentucky	5-0	Big Ten	24-37	North Texas	1-0
Florida Gulf Coast	0-0	Illinois	2-1	Rice	1-3
Jacksonville	0-0	Indiana	0-4	UTEP	0-2
Jacksonville State	1-0	Iowa	3-2	UTSA	0-0
Kennesaw State	1-0	Maryland	2-2	Western Kentucky	2-0
Liberty	0-0	Michigan	5-6		
Lipscomb	4-0	Michigan State	2-6	Horizon League	4-3
North Alabama	0-0	Minnesota	1-0	Cleveland State	1-0
North Florida	0-0	Nebraska	0-3	Detroit Mercy	0-1
Queens	0-0	Northwestern	0-1	IUPUI	0-0
Stetson	0-0	Ohio State	2-4	Northern Kentucky	0-0
		Penn State	1-2	Oakland	1-2
		Purdue	2-3	Purdue Fort Wayne	0-0
		Rutgers	2-0	Robert Morris	0-0
		Wisconsin	2-3	Wisconsin-Green Bay	0-0
				Wisconsin-Milwaukee	1-0
				Wright State	1-0
				Youngstown State	0-0

Ivy League	6-1
Brown	0-0
Columbia	1-0
Cornell	0-0
Dartmouth	1-0
Harvard	1-0
Penn	1-0
Princeton	1-0
Yale	1-1

Metro Atlantic	6-2
Canisius	0-0
Fairfield	0-0
Iona	2-0
Manhattan	1-0
Marist	0-0
Mount St. Mary's	0-0
Niagara	1-2
Quinnipiac	0-0
Rider	0-0
St. Peter's	1-0
Siena	1-0

Mid-American	11-5
Akron	0-0
Ball State	1-0
Bowling Green	0-1
Buffalo	2-0
Central Michigan	0-0
Eastern Michigan	0-0
Kent State	1-0
Miami (Ohio)	4-2
Northern Illinois	0-0
Ohio	3-2
Toledo	0-0
Western Michigan	0-0

Mid-Eastern Athletic	1-0
Coppin State	1-0
Delaware State	0-0
Howard	0-0
Maryland Eastern Shore	0-0
Morgan State	0-0
Norfolk State	0-0
North Carolina Central	0-0
South Carolina State	0-0

Missouri Valley	12-5
Belmont	4-0
Bradley	0-1
Drake	1-0
Evansville	0-2
Illinois-Chicago	0-0
Illinois State	0-1
Indiana State	0-0
Missouri State	1-1
Murray State	4-0
Northern Iowa	0-0
Southern Illinois	2-0
Valparaiso	0-0

Mountain West	12-3
Air Force	0-0
Boise State	0-0
Colorado State	0-0
Fresno State	0-0
Nevada	0-0
New Mexico	2-2

UNLV	0-1
San Diego State	3-0
San Jose State	2-0
Utah State	2-0
Wyoming	3-0

Northeast	4-3
Central Connecticut State	0-0
Fairleigh Dickinson	0-0
Long Island	2-3
Merrimack	0-0
Sacred Heart	0-0
St. Francis (N.Y.)	1-0
St. Francis (Pa.)	1-0
Stonehill	0-0
Wagner	0-0

Ohio Valley	41-2
Arkansas-Little Rock	0-1
Eastern Illinois	0-0
Lindenwood	0-0
Morehead State	4-0
Southeast Missouri State	0-0
SIU Edwardsville	0-0
Southern Indiana	0-0
UT Martin	5-0
Tennessee State	6-0
Tennessee Tech	26-1

Pac 12	22-12
Arizona	4-1
Arizona State	3-0
California	2-0
Colorado	4-0
Oregon	1-1
Oregon State	1-4
Southern California	4-3
Stanford	2-0
UCLA	0-1
Utah	0-2
Washington	1-0
Washington State	0-0

Patriot	14-3
American	2-0
Army West Point	5-0
Boston University	1-0
Bucknell	1-0
Colgate	1-2
Holy Cross	0-1
Lafayette	2-0
Lehigh	0-0
Loyola (Md.)	0-0
Navy	2-0

Southeastern	858-681
Alabama	70-82
Arkansas	24-22
Auburn	79-44
Florida	80-58
Georgia	98-61
Kentucky	77-158
LSU	66-50
Mississippi	76-45
Mississippi State	88-44
Missouri	11-8
South Carolina	50-28
Texas A&M	11-6
Vanderbilt	128-75

Southern	97-17
Chattanooga	34-6
The Citadel	5-0
East Tennessee State (ETSU)	17-2
Furman	11-0
Mercer	4-4
UNC Greensboro	3-0
Samford	2-0
VMI	7-4
Western Carolina	7-1
Wofford	7-0

Southland*	2-0
Southeastern Louisiana	1-0
Texas A&M-Corpus Christi	1-0
<i>*Complete conference not listed</i>	

Southwestern Athletic*	6-0
Alabama A&M	1-0
Alabama State	2-0
Florida A&M	1-0
Prarie View A&M	1-0
Texas Southern	1-0
<i>*Complete conference not listed</i>	

Summit League*	2-0
Denver	2-0
<i>*Complete conference not listed</i>	

Sun Belt	30-5
Appalachian State	6-0
Arkansas State	0-0
Coastal Carolina	1-0
Georgia Southern	0-0
Georgia State	4-1
James Madison	0-0
Louisiana	9-1
Louisiana-Monroe	1-0
Marshall	7-3
Old Dominion	0-0
South Alabama	1-0
Southern Miss	1-0
Texas State	0-0
Troy	0-0

West Coast	9-7
Brigham Young	2-0
Gonzaga	2-4
Loyola Marymount	0-0
Pacific	0-0
Pepperdine	1-0
Portland	1-1
St. Mary's (Calif.)	0-0
San Diego	0-0
San Francisco	1-2
Santa Clara	2-0

Western Athletic*	0-0
<i>*Complete conference not listed</i>	

OUTLOOK

PLAYERS

STAFF

REVIEW

RESULTS

RECORDS

HONORS

POSTSEASON

VOLMANAC

MEDIA INFO



ALL-TIME SERIES RESULTS

ALABAMA 70-82

at Knoxville: 47-23
at Tuscaloosa: 19-46
Neutral: 4-13
SEC Tournament: 5-11
Biggest Win: 36 pts
 (three times, last 100-64, Jan. 20, 1999 at Knoxville)
Biggest Loss: 35 pts (49-84, March 11, 2004 at Atlanta)
Longest Winning Streak: 9 games
 (Jan. 6, 1968 - Jan. 29, 1972)
Longest Losing Streak: 10 games
 (Feb. 24, 1990 - Jan. 17, 1996)
Current Streak: Alabama 3 games

Date	AP Rank	Result	Site
2/6/14	-	W, 49-13	Knoxville
2/7/14	-	W, 22-21	Knoxville
2/27/22	-	L, 25-29	45-Atlanta
2/21/25	-	L, 14-26	Knoxville
2/2/26	-	L, 21-42	Knoxville
1/24/28	-	L, 22-45	Knoxville
1/28/29	-	W, 30-23	Knoxville
2/7/30	-	L, 14-29	Tuscaloosa
3/3/30	-	L, 22-32	45-Atlanta
2/7/31	-	W, 26-24	Knoxville
2/27/31	-	W, 26-20	45-Atlanta
1/30/32	-	L, 19-24	Tuscaloosa
2/6/32	-	L, 21-25	Knoxville
1/2/33	-	L, 15-49	Tuscaloosa
1/24/33	-	W, 26-23	Knoxville
1/16/34	-	L, 31-44	Tuscaloosa
2/9/34	-	L, 26-54	Knoxville
2/26/34	-	L, 26-29	42-Atlanta
2/4/35	-	L, 29-45	Tuscaloosa
2/9/35	-	L, 28-30	Knoxville
1/18/36	-	W, 39-34	Tuscaloosa
2/10/36	-	W, 28-20	Knoxville
3/2/36	-	W, 29-25	42-Knoxville
1/16/37	-	W, 36-31**	Tuscaloosa
2/8/37	-	W, 26-23	Knoxville
2/27/37	-	W, 42-25	42-Knoxville
1/14/38	-	W, 27-17	Tuscaloosa
2/11/38	-	W, 36-22	Knoxville
1/13/39	-	L, 37-39**	Tuscaloosa
2/10/39	-	L, 37-42**	Knoxville
1/13/40	-	W, 26-23	Tuscaloosa
2/12/40	-	L, 23-26	Knoxville
1/11/41	-	L, 22-27	Tuscaloosa
2/10/41	-	W, 34-23	Knoxville
1/9/42	-	W, 37-15	Tuscaloosa
2/7/42	-	W, 36-29	Knoxville
2/28/42	-	L, 18-21	42-Louisville
1/9/43	-	W, 37-27	Tuscaloosa
2/8/43	-	W, 36-33	Knoxville
1/11/45	-	W, 23-14	Tuscaloosa
2/19/45	-	W, 38-27	Knoxville
3/1/46	-	L, 24-35	42-Louisville
1/10/48	-	W, 47-35	Knoxville
1/6/51	-	L, 55-56	Knoxville
2/11/52	-	L, 75-88	Tuscaloosa
2/29/52	-	W, 61-60	42-Louisville
2/21/53	-	W, 76-67	Knoxville
2/27/54	-	L, 59-70	Tuscaloosa
2/26/55	12	L, 81-88	Knoxville
2/27/56	7	L, 81-95	Tuscaloosa
2/25/57	-	W, 97-89	Knoxville
2/24/58	20	L, 37-70	Tuscaloosa
2/21/59	-	W, 93-68	Knoxville
2/20/60	-	L, 40-42	Tuscaloosa
2/27/61	-	W, 77-62	Knoxville
2/26/62	-	L, 70-71	Tuscaloosa
2/23/63	-	W, 73-60	Knoxville

2/22/64	-	L, 64-67	Tuscaloosa	
2/20/65	8	L, 58-63	Tuscaloosa	
1/29/66	-	W, 91-56	Knoxville	
1/7/67	6	W, 77-52	Knoxville	
2/27/67	8	L, 52-53	Tuscaloosa	
1/6/68	-	W, 82-63	Tuscaloosa	
2/26/68	-	W, 75-56	Knoxville	
1/25/69	-	W, 70-43	Tuscaloosa	
2/22/69	17	W, 86-52	Knoxville	
1/24/70	-	W, 103-67	Knoxville	
2/21/70	-	W, 77-70	Tuscaloosa	
1/23/71	8	W, 79-62	Tuscaloosa	
2/20/71	13	W, 89-77	Knoxville	
1/29/72	-	W, 79-77	Knoxville	
2/26/72	-	L, 67-72	Tuscaloosa	
1/27/73	9	L, 56-72	Tuscaloosa	
2/24/73	18	W, 72-71	Knoxville	
1/7/74	-	L, 73-79	Knoxville	
2/9/74	8	L, 54-73	Tuscaloosa	
1/6/75	18	6	L, 78-82	Tuscaloosa
2/8/75	15	7	L, 65-71	Knoxville
1/31/76	9	11	W, 80-74	Knoxville
2/28/76	11	7	L, 90-93**	Tuscaloosa
1/22/77	14	3	W, 102-93	Knoxville
2/19/77	14	4	W, 92-89	Tuscaloosa
1/14/78	-	W, 87-78	Knoxville	
2/11/78	-	L, 89-93	Tuscaloosa	
1/6/79	-	W, 85-77	Knoxville	
2/3/79	13	W, 83-77	Tuscaloosa	
12/19/79	-	W, 79-78**	Knoxville	
1/26/80	19	-	L, 59-72	Tuscaloosa
1/3/81	18	-	W, 70-69*	Tuscaloosa
1/31/81	11	-	W, 62-58	Knoxville
1/2/82	12	W, 88-67	Knoxville	
1/30/82	15	13	L, 72-77*	Tuscaloosa
3/5/82	18	L, 50-56	42-Lexington	
1/18/83	-	W, 73-64	Knoxville	
2/14/83	-	L, 78-90	Tuscaloosa	
1/16/84	-	L, 72-82	Tuscaloosa	
2/13/84	-	L, 66-72	Knoxville	
1/19/85	-	W, 79-67	Knoxville	
2/20/85	-	L, 59-80	Tuscaloosa	
1/18/86	-	L, 79-92	Tuscaloosa	
2/19/86	-	L, 64-80	Knoxville	
1/24/87	13	L, 71-82	Knoxville	
2/25/87	10	L, 71-93	Tuscaloosa	
3/6/87	9	L, 60-68	42-Atlanta	
1/30/88	-	L, 69-82	Tuscaloosa	
3/2/88	-	W, 81-58	Knoxville	
1/25/89	-	L, 85-87*	Tuscaloosa	
2/25/89	-	W, 84-69	Knoxville	
1/23/90	24	W, 78-70	Knoxville	
2/24/90	-	L, 73-87	Tuscaloosa	
1/30/91	-	L, 74-83	Knoxville	
3/2/91	24	L, 88-96	Tuscaloosa	
3/10/91	24	L, 69-88	42-Nashville	
2/8/92	18	L, 68-85	Tuscaloosa	
2/6/93	-	L, 81-85	Knoxville	
2/19/94	-	L, 70-84	Tuscaloosa	
1/28/95	-	L, 46-69	Knoxville	
3/9/95	20	L, 43-55	42-Atlanta	
1/17/96	-	L, 53-62	Tuscaloosa	
3/7/96	-	W, 77-65	42-New Orleans	
2/8/97	-	W, 65-61	Knoxville	
1/28/98	-	W, 84-70	Tuscaloosa	
1/30/99	-	W, 100-64	Knoxville	
2/26/00	7	-	L, 75-80	Tuscaloosa
1/9/01	4	16	W, 86-69	Knoxville
2/16/02	7	L, 82-95	Tuscaloosa	
3/8/02	8	L, 72-91	42-Atlanta	
2/22/03	-	L, 71-76	Knoxville	
2/14/04	-	L, 70-83	Tuscaloosa	
3/11/04	-	L, 49-84	42-Atlanta	
2/9/05	17	L, 54-72	Knoxville	

2/18/06	8	-	L, 79-92	Tuscaloosa
2/21/07	-	25	W, 69-66*	Knoxville
1/29/08	7	-	W, 93-86	Tuscaloosa
3/8/09	-	-	L, 67-70	Knoxville
3/13/09	-	-	W, 86-62	42-Tampa
1/19/10	8	-	W, 63-56	Tuscaloosa
2/5/11	-	-	L, 60-52	Knoxville
2/18/12	-	-	L, 50-65*	Tuscaloosa
1/12/13	-	-	L, 65-68	Tuscaloosa
1/26/13	-	-	W, 54-53	Knoxville
3/15/13	-	-	L, 48-58	42-Nashville
2/2/14	-	-	W, 76-59	Tuscaloosa
1/10/15	-	-	L, 38-56	Knoxville
1/26/16	-	-	L, 57-63	Tuscaloosa
3/4/17	-	-	W, 59-54	Knoxville
1/20/18	15	-	L, 50-78	Tuscaloosa
1/19/19	3	-	W, 71-68	Knoxville
2/4/20	-	-	W, 69-68	Tuscaloosa
1/21/21	7	-	L, 63-71	Knoxville
3/13/21	6	L, 68-73	42-Nashville	
12/29/21	14	19	L, 68-73	Tuscaloosa

ALABAMA-BIRMINGHAM (UAB) 2-2

Date	AP Rank	Result	Site	
12/30/83	-	-	L, 66-84	28-Honolulu
11/23/84	-	13	L, 65-70	16-Anchorage
12/20/88	19	-	W, 111-99	23-San Diego
3/18/92	-	-	W, 71-68	2-Knoxville

ALABAMA A&M 1-0

Date	AP Rank	Result	Site	
12/27/05	-	-	W, 93-68	Knoxville

ALABAMA STATE 2-0

Date	AP Rank	Result	Site	
12/14/04	-	-	W, 71-45	Knoxville
11/20/19	20	-	W, 76-41	Knoxville

ALASKA-ANCHORAGE 1-1

Date	AP Rank	Result	Site	
12/30/90	-	-	L, 78-86	28-Honolulu
11/23/01	-	-	W, 74-54	16-Anchorage

AMERICAN UNIVERSITY 2-0

Date	AP Rank	Result	Site	
12/18/81	-	-	W, 59-58	38-Knoxville
3/21/08	5	-	W, 72-57	1-Birmingham

AMERICAN-PUERTO RICO 2-0

Date	AP Rank	Result	Site	
11/29/91	-	-	W, 105-85	31-San Juan
12/21/99	11	-	W, 102-58	26-Bayamon

APPALACHIAN STATE 6-0

Date	AP Rank	Result	Site	
11/28/86	-	-	W, 93-47	Knoxville
11/28/97	-	-	W, 69-46	Knoxville
11/29/01	-	-	W, 97-66	Knoxville
12/6/05	-	-	W, 89-81	Knoxville
11/15/16	-	-	W, 103-94	Knoxville
12/15/20	10	-	W, 79-38	Knoxville

ARIZONA 4-1

Date	AP Rank	Result	Site	
12/28/56	12	-	W, 70-66	Knoxville
12/8/82	14	-	W, 92-73	Knoxville
12/23/83	-	-	W, 61-49	Tucson
12/13/98	9	18	L, 72-73	39-Albuquerque
12/22/21	19	6	W, 77-73	Knoxville

ARIZONA STATE				3-0
Date	AP Rank	Result	Site	
1/1/54	-	W, 69-57	3-Owensboro	
12/15/79	-	W, 82-79	Knoxville	
12/28/80	11	W, 69-53	33-New Orleans	

ARKANSAS 24-22
at Knoxville: 15-4
at Fayetteville: 4-12
Neutral: 5-6
SEC Tournament: 4-3
Biggest Win: 22 pts (93-71, Feb. 13, 2008 at Knoxville)
Biggest Loss: 23 pts (54-77, Feb. 5, 1997 at Fayetteville)
Longest Winning Streak: 4 games (Feb. 13, 2002 - Feb. 11, 2004)
Longest Losing Streak: 4 games (Jan. 27, 2015 - Feb. 27, 2016)
Current Streak: Tennessee 1 game

Date	AP Rank	Result	Site
12/31/36	-	L, 34-42	New Orleans
12/30/48	-	L, 55-58	Memphis
12/22/60	-	L, 76-89	Little Rock
12/27/63	-	W, 77-57	Shreveport
2/5/92	5	W, 83-81	Knoxville
2/16/93	13	W, 101-91	Fayetteville
1/29/94	-	L, 64-65	Knoxville
1/7/95	3	L, 79-97	Fayetteville
2/21/96	-	W, 66-59	Knoxville
2/5/97	-	L, 54-77	Fayetteville
2/14/98	12	W, 74-71	Knoxville
3/6/98	-	L, 96-102	42-Atlanta
2/2/99	23	L, 52-69	Fayetteville
3/1/00	11	W, 73-66	Knoxville
2/7/01	10	- L, 77-82*	Fayetteville
2/13/02	-	W, 64-53	Knoxville
3/7/02	-	W, 68-61	42-Atlanta
2/12/03	-	W, 70-62	Fayetteville
2/11/04	-	W, 69-65	Knoxville
2/26/05	-	L, 68-70	Fayetteville
3/10/05	-	W, 65-46	42-Atlanta
2/25/06	10	- L, 69-73	Knoxville
2/24/07	-	W, 83-72	Fayetteville
2/13/08	4	- W, 93-71	Knoxville
3/15/08	4	- L, 91-92	42-Atlanta
2/4/09	-	W, 74-72	Fayetteville
3/3/10	16	- W, 80-73	Knoxville
1/8/11	-	L, 65-68	Fayetteville
3/10/11	-	W, 74-68	42-Atlanta
2/15/12	-	W, 77-58	Knoxville
2/2/13	-	L, 60-73	Fayetteville
1/22/14	-	W, 81-74	Knoxville
1/13/15	19	W, 74-69	Knoxville
1/27/15	-	L, 64-69	Fayetteville
3/13/15	21	L, 72-80	42-Nashville
2/6/16	-	L, 67-85	Fayetteville
2/27/16	-	L, 65-75	Knoxville
1/3/17	-	L, 78-82	Knoxville
12/30/17	19	- L, 93-95*	Fayetteville
3/10/18	13	- W, 84-66	42-St. Louis
1/15/19	3	- W, 106-87	Knoxville
2/11/20	-	W, 82-61	Knoxville
2/26/20	-	L, 69-86	Fayetteville
1/6/21	9	- W, 79-74	Knoxville
2/19/22	16	23 L, 48-58	Fayetteville
3/5/22	13	14 W, 78-74	Knoxville

ARKANSAS-LITTLE ROCK				0-1
Date	AP Rank	Result	Site	
12/8/93	-	L, 59-69	Knoxville	

ARKANSAS-MONTICELLO				1-0
Date	AP Rank	Result	Site	
11/14/07	7	- W, 101-44	51-Knoxville	

ARMY WEST POINT				5-0
Date	AP Rank	Result	Site	
12/29/60	-	W, 88-71	18-Miami	
3/22/69	-	W, 64-52	2-New York	
12/19/75	11	- W, 99-69	38-Knoxville	
12/28/87	-	W, 75-52	38-Knoxville	
11/24/15	-	W, 95-80	Knoxville	

AUBURN 79-44
at Knoxville: 49-9
at Auburn: 25-30
Neutral: 7-5
SEC Tournament: 9-4
Biggest Win: 38 pts (97-59, March 9, 2016, in Nashville)
Biggest Loss: 49 pts (14-63, Jan. 20, 1928 at Auburn)
Longest Winning Streak: 11 games (Jan. 24, 1930 - Feb. 3, 1947)
Longest Losing Streak: 4 games (Jan. 15, 1997 - Jan. 2, 1999)
Current Streak: Tennessee 1 game

Date	AP Rank	Result	Site
2/15/27	-	W, 24-23	Knoxville
1/20/28	-	L, 14-63	Auburn
1/24/30	-	W, 33-18	Auburn
2/25/34	-	W, 43-26	42-Atlanta
2/1/35	-	W, 48-27	Knoxville
2/28/36	-	W, 43-25	42-Knoxville
3/2/39	-	W, 49-35	42-Knoxville
1/31/41	-	W, 51-33	Auburn
1/23/42	-	W, 43-23	Knoxville
1/29/43	-	W, 57-23	Knoxville
3/2/45	-	W, 56-26	42-Louisville
1/11/47	-	W, 66-30	Auburn
2/3/47	-	W, 63-27	Auburn
1/9/51	-	L, 59-63	Knoxville
2/9/52	-	L, 55-60	Auburn
1/26/53	-	W, 72-70	Auburn
3/1/54	-	W, 92-86	Auburn
12/18/54	-	L, 64-73	Montgomery
2/28/55	-	W, 86-77	Knoxville
2/25/56	-	W, 91-87	Auburn
2/23/57	-	W, 85-75	Knoxville
2/22/58	20	- L, 66-72	Auburn
2/23/59	-	2 W, 56-55	Knoxville
2/22/60	17	L, 63-72	Auburn
2/25/61	-	L, 38-41	Knoxville
2/24/62	-	L, 51-60	Auburn
2/25/63	9	W, 55-47	Knoxville
2/24/64	-	W, 68-62	Knoxville
2/22/65	8	- W, 69-38	Knoxville
1/17/66	-	L, 47-51	Auburn
12/16/66	-	W, 73-49	38-Knoxville
2/25/67	8	- W, 54-45	Auburn
2/24/68	-	L, 52-53	Knoxville
3/6/68	-	W, 63-54	Auburn
2/1/69	-	W, 64-59	Knoxville
3/1/69	17	- L, 60-71	Auburn
1/31/70	-	L, 55-61	Auburn
2/28/70	-	L, 64-77	Knoxville
1/30/71	8	- W, 90-68	Knoxville
2/27/71	17	- W, 76-71	Auburn
2/5/72	-	W, 76-67	Auburn
3/4/72	-	W, 80-70	Knoxville
2/3/73	-	W, 82-74	Knoxville
3/5/73	-	W, 80-72	Auburn
1/5/74	-	W, 89-77	Auburn
2/4/74	-	W, 88-80	Knoxville
1/4/75	18	- W, 96-81	Knoxville
2/3/75	18	14 L, 59-62	Auburn
1/19/76	9	- W, 83-78	Knoxville
2/16/76	8	- L, 72-73*	Auburn
1/8/77	-	W, 87-79	Knoxville
2/5/77	11	- W, 93-83	Auburn
1/4/78	-	W, 80-76	Knoxville

3/6/78	-	L, 94-107	Auburn
2/7/79	-	W, 73-62	Knoxville
2/24/79	-	W, 60-55	Auburn
3/2/79	-	W, 75-64	42-Birmingham
12/12/79	-	W, 61-58	Knoxville
2/23/80	-	W, 72-63	Auburn
12/3/80	-	L, 65-75	Auburn
2/28/81	10	- W, 75-63	Knoxville
12/12/81	-	W, 86-79	Knoxville
2/27/82	19	- L, 54-56	Auburn
1/24/83	20	W, 80-77	Auburn
2/22/83	20	- W, 82-74	Knoxville
1/24/84	-	L, 72-79	Knoxville
2/20/84	-	W, 57-54	Auburn
3/9/84	-	L, 58-60	42-Nashville
1/9/85	-	W, 86-74	Knoxville
2/9/85	-	L, 60-75	Auburn
1/8/86	-	L, 45-59	Auburn
2/8/86	-	W, 80-79	Knoxville
1/14/87	10	L, 56-66	Auburn
2/14/87	-	W, 103-84	Knoxville
1/20/88	-	W, 75-64	Knoxville
2/20/88	-	L, 68-73	Auburn
1/4/89	17	- W, 84-73	Auburn
2/4/89	-	W, 89-72	Knoxville
1/3/90	-	W, 72-70	Knoxville
2/3/90	-	L, 83-89	Auburn
1/19/91	-	L, 63-67	Knoxville
2/19/91	-	L, 65-74	Auburn
1/25/92	-	W, 82-74	Knoxville
1/20/93	-	L, 75-88	Auburn
3/1/93	-	W, 78-76	42-Lexington
1/22/94	-	W, 92-85	Knoxville
1/18/95	-	L, 57-61	Auburn
1/3/96	-	W, 66-62	Knoxville
1/15/97	-	L, 35-43	Auburn
3/6/97	-	L, 54-67	42-Memphis
1/7/98	-	L, 69-74	Knoxville
1/2/99	17	L, 62-90	Auburn
1/25/00	11	7 W, 105-76	Knoxville
1/6/01	6	- W, 96-88**	Auburn
3/8/01	-	W, 73-66	42-Nashville
1/27/02	-	W, 82-59	Knoxville
2/1/03	-	W, 60-57	Auburn
3/14/03	-	L, 53-66	42-New Orleans
2/28/04	-	W, 75-69	Knoxville
1/29/05	-	L, 59-62	Auburn
2/15/06	8	- W, 105-89	Knoxville
1/17/07	22	- L, 80-83	Auburn
2/20/08	2	- W, 89-70	Knoxville
2/7/09	-	L, 77-78	Auburn
3/14/09	-	W, 94-85	42-Tampa
1/14/10	9	- W, 81-55	Knoxville
2/3/11	-	W, 69-56	Auburn
1/28/12	-	W, 64-49	Knoxville
3/6/13	-	W, 82-75	Auburn
1/15/14	-	W, 78-67	Knoxville
3/5/14	-	W, 82-54	Auburn
1/31/15	-	W, 71-63	Knoxville
1/2/16	-	L, 77-83	Auburn
2/9/16	-	W, 71-45	Knoxville
3/9/16	-	W, 97-59	42-Nashville
1/31/17	-	W, 87-77	Auburn
2/1/18	23	- L, 84-94	Knoxville
3/9/19	5	- L, 80-84	Auburn
3/17/19	8	22 L, 64-84	42-Nashville
2/22/20	-	13 L, 66-73	Auburn
3/7/20	-	17 L, 63-85	Knoxville
2/27/21	25	- L, 72-77	Auburn
2/26/22	17	3 W, 67-62	Knoxville

OUTLOOK
PLAYERS
STAFF
REVIEW
RESULTS
RECORDS
HONORS
POSTSEASON
VOLTMANAC
MEDIA INFO



SERIES RESULTS

AUSTIN PEAY				8-1
Date	AP Rank	Result	Site	
12/30/40	-	W, 31-23	Knoxville	
12/11/41	-	W, 50-18	Knoxville	
11/24/89	-	W, 71-69	40-Memphis	
12/15/90	-	W, 91-87	Knoxville	
12/9/95	-	W, 80-70	Knoxville	
11/23/97	-	W, 74-65	Knoxville	
11/27/00	7	W, 98-65	Knoxville	
11/13/09	10	W, 83-54	Knoxville	
12/10/11	-	L, 70-74	Knoxville	

BALL STATE				1-0
Date	AP Rank	Result	Site	
12/19/86	-	W, 78-52	38-Knoxville	

BALTIMORE				0-1
Date	AP Rank	Result	Site	
1/28/37	-	L, 33-37	Baltimore	

BELMONT				4-0
Date	AP Rank	Result	Site	
12/20/04	-	W, 77-68	Knoxville	
12/20/08	16	W, 79-77	Knoxville	
11/16/10	24	W, 85-76	25-Knoxville	
12/23/10	19	W, 66-65	Knoxville	

BOSTON				1-0
Date	AP Rank	Result	Site	
12/19/55	-	W, 80-77	9-Charlotte	

BOSTON COLLEGE				1-2
Date	AP Rank	Result	Site	
12/30/66	-	L, 61-68	33-New Orleans	
12/30/71	20	W, 61-60	27-Philadelphia	
12/30/78	-	L, 72-74	28-Honolulu	

BOWLING GREEN				0-1
Date	AP Rank	Result	Site	
3/14/75	-	L, 58-67	41-Louisville	

BRADLEY				0-1
Date	AP Rank	Result	Site	
12/29/66	-	L, 53-60	33-New Orleans	

BRIGHAM YOUNG				2-0
Date	AP Rank	Result	Site	
12/28/57	-	W, 83-68	Knoxville	
12/20/80	18	W, 81-65	38-Knoxville	

BUCKNELL				1-0
Date	AP Rank	Result	Site	
12/19/57	-	W, 89-71	9-Charlotte	

BUFFALO				2-0
Date	AP Rank	Result	Site	
12/19/64	-	W, 79-54	Knoxville	
11/30/68	20	W, 87-62	Knoxville	

BUTLER				2-3
Date	AP Rank	Result	Site	
12/20/58	5	L, 66-81	Indianapolis	
11/22/06	22	L, 44-56	25-New York City	
3/23/08	5	W, 76-71*	1-Birmingham	
12/14/14	15	W, 67-55	Knoxville	
12/12/15	18	L, 86-94	Indianapolis	

CALIFORNIA-BERKELEY				2-0
Date	AP Rank	Result	Site	
12/19/81	-	W, 80-48	38-Knoxville	
12/3/83	-	W, 62-47	Knoxville	

CALIFORNIA-IRVINE				1-0
Date	AP Rank	Result	Site	
12/1/72	-	W, 89-53	Knoxville	

CAL STATE-NORTHRIDGE				1-0
Date	AP Rank	Result	Site	
11/17/98	18	W, 83-64	Knoxville	

CAMPBELL				1-0
Date	AP Rank	Result	Site	
12/23/04	-	W, 90-49	Knoxville	

CARSON-NEWMAN				9-4
Date	AP Rank	Result	Site	
1/28/09	-	L, 21-29	Jefferson City	
12/12/13	-	W, 58-13	Knoxville	
1/12/15	-	W, 83-19	Knoxville	
2/11/21	-	W, 39-16	Knoxville	
1/10/22	-	W, 28-12	Knoxville	
2/20/22	-	W, 29-14	Jefferson City	
1/18/26	-	L, 25-34	Knoxville	
1/27/27	-	L, 30-33	Knoxville	
2/3/27	-	L, 21-25	Jefferson City	
12/19/29	-	W, 35-15	Knoxville	
12/14/30	-	W, 24-20	Knoxville	
12/19/31	-	W, 30-21	Knoxville	
12/12/36	-	W, 37-18	Knoxville	

CENTENARY				4-0
Date	AP Rank	Result	Site	
2/12/23	-	W, 21-12	Knoxville	
12/28/63	-	W, 70-63	17-Shreveport	
12/18/65	-	W, 49-43	17-Shreveport	
12/9/69	9	W, 66-62	Knoxville	

CENTRAL FLORIDA				1-0
Date	AP Rank	Result	Site	
12/29/86	-	W, 81-62	10-Orlando	

CENTRAL UNIVERSITY				10-5
Date	AP Rank	Result	Site	
<i>(AS CENTRAL UNIVERSITY)</i>				
12/16/09	-	W, 33-31	Knoxville	
2/18/10	-	L, 8-62	Danville	
2/6/12	-	L, 27-28	Danville	
2/18/13	-	W, 35-34	Danville	
2/16/15	-	W, 39-20	Danville	

<i>(AS CENTRE COLLEGE)</i>				
Date	AP Rank	Result	Site	
2/25/16	-	W, 39-30	Danville	
2/26/19	-	L, 26-55	Danville	
2/3/20	-	W, 2-0	Danville	
2/7/23	-	W, 27-21	Danville	
2/4/25	-	W, 25-23	Knoxville	
2/16/25	-	L, 23-26	Danville	
2/10/26	-	W, 32-15	Knoxville	
2/17/26	-	W, 32-15	Danville	
2/5/27	-	W, 25-19	Knoxville	
2/18/27	-	L, 19-23	Danville	

CHAMINADE				2-0
Date	AP Rank	Result	Site	
11/23/11	-	W, 86-60	49-Maui	
11/23/17	-	W, 95-81	49-Maui	

CHARLESTON SOUTHERN				1-0
Date	AP Rank	Result	Site	
12/17/02	-	W, 63-49	Knoxville	

CINCINNATI				2-6
Date	AP Rank	Result	Site	
12/22/52	-	L, 74-78	Cincinnati	
12/12/53	-	L, 69-87	Knoxville	
12/7/55	-	L, 82-109	Cincinnati	
12/10/56	-	W, 76-68	Knoxville	
1/8/92	-	L, 51-62	Knoxville	
1/4/93	16	L, 58-79	Cincinnati	
12/18/19	21	L, 66-78	Cincinnati	
12/12/20	12	W, 65-56	Knoxville	

THE CITADEL				5-0
Date	AP Rank	Result	Site	
2/23/49	-	W, 64-42	Knoxville	
12/17/62	-	W, 73-56	Knoxville	
12/17/03	-	W, 99-49	Knoxville	
12/29/11	-	W, 86-55	Knoxville	
11/18/13	-	W, 86-60	Knoxville	

CLEMSON				15-4
Date	AP Rank	Result	Site	
2/16/24	-	W, 18-12	Knoxville	
1/13/27	-	W, 17-4	Clemson	
1/3/29	-	W, 36-29	Knoxville	
1/6/30	-	W, 35-26	Knoxville	
1/5/31	-	W, 40-23	Knoxville	
1/17/31	-	L, 31-38	Clemson	
1/4/32	-	W, 25-18	Knoxville	
1/9/34	-	W, 30-27	Knoxville	
1/17/35	-	L, 33-40	Knoxville	
12/17/36	-	W, 33-23	Knoxville	
12/17/37	-	L, 15-28	Clemson	
12/10/38	-	W, 29-16	Knoxville	
12/17/51	-	W, 61-52	Knoxville	
12/8/53	-	W, 82-56	Knoxville	
1/3/55	-	W, 94-55	Knoxville	
12/20/55	-	L, 86-89	9-Charlotte	
12/7/59	-	W, 80-62	Knoxville	
12/17/66	-	W, 52-44	38-Knoxville	
12/20/75	11	W, 77-66	38-Knoxville	

CLEVELAND STATE				1-0
Date	AP Rank	Result	Site	
12/14/81	-	W, 74-58	Knoxville	

COASTAL CAROLINA				1-0
Date	AP Rank	Result	Site	
1/2/05	-	W, 83-51	Knoxville	

COLGATE				1-2
Date	AP Rank	Result	Site	
12/21/55	-	L, 83-87	9-Charlotte	
12/17/60	-	L, 73-76	32-Pittsburgh	
3/22/19	6	W, 77-70	1-Columbus	

COLLEGE OF CHARLESTON				1-3
Date	AP Rank	Result	Site	
3/13/96	-	L, 49-55	Knoxville	
11/27/09	9	W, 86-69	Knoxville	
12/31/10	-	L, 78-91	Knoxville	
12/14/11	-	L, 65-71	Charleston	

COLORADO				4-0
Date	AP Rank	Result	Site	
12/13/80	-	W, 87-69	Knoxville	
12/8/81	-	W, 64-63	Boulder	
12/8/20	12	W, 56-47	Knoxville	
12/4/21	13	W, 69-54	Boulder	

COLUMBIA				1-0
Date	AP Rank	Result	Site	
12/20/74	-	W, 108-73	6-St. Petersburg	

CONCORD STATE				1-0
Date	AP Rank	Result	Site	
1/29/27	-	W, 36-25	Knoxville	

CONNECTICUT (UCONN)				2-1
Date	AP Rank	Result	Site	
3/19/00	11	20 W, 65-51	1-Birmingham	
1/22/11	8	L, 61-72	Hartford	
1/21/12	-	W, 60-57	Knoxville	

COPPIN STATE				1-0
Date	AP Rank	Result	Site	
11/19/06	24	W, 99-65	Knoxville	



CREIGHTON				1-0
Date	AP Rank	Result	Site	
1/9/37	-	-	W, 34-28	Knoxville

COLLEGE OF THE CUMBERLANDS (KY.)				6-0
Date	AP Rank	Result	Site	
<i>(AS CUMBERLAND COLLEGE)</i>				
2/9/14	-	-	W, 32-22	Williamsburg
1/9/15	-	-	W, 62-29	Williamsburg
1/22/16	-	-	W, 54-25	Knoxville
2/22/16	-	-	W, 63-33	Williamsburg
1/29/21	-	-	W, 48-13	Knoxville
2/4/26	-	-	W, 32-13	Knoxville

DARTMOUTH				1-0
Date	AP Rank	Result	Site	
12/16/77	-	-	W, 77-58	38-Knoxville

DAVIDSON				5-0
Date	AP Rank	Result	Site	
1/10/53	-	-	W, 84-56	Knoxville
2/9/53	-	-	W, 83-73	Davidson
12/3/55	-	-	W, 77-64	Knoxville
12/18/58	5	-	W, 67-52	Knoxville
12/3/59	-	-	W, 102-68	Knoxville

DAYTON				2-3
Date	AP Rank	Result	Site	
12/16/49	-	-	L, 38-57	Knoxville
12/21/50	-	-	L, 61-76	Dayton
3/17/67	8	-	L, 52-53	1-Evanston
2/15/92	-	-	W, 68-67	Knoxville
12/22/92	-	-	W, 77-61	Dayton

DELAWARE				1-0
Date	AP Rank	Result	Site	
3/12/99	20	-	W, 62-52	1-Charlotte

DENVER				2-0
Date	AP Rank	Result	Site	
1/2/54	-	-	W, 66-50	3-Owensboro
12/29/62	-	-	W, 59-58	34-El Paso

DEPAUL				2-0
Date	AP Rank	Result	Site	
12/14/73	-	-	W, 96-61	38-Knoxville
11/22/09	10	-	W, 57-53	56-St. Thomas

DETROIT MERCY				0-1
Date	AP Rank	Result	Site	
<i>(AS UNIVERSITY OF DETROIT)</i>				
2/4/31	-	-	L, 30-31	Knoxville

DRAKE				1-0
Date	AP Rank	Result	Site	
12/30/49	-	-	W, 64-57	11-Des Moines

DUKE				7-8
Date	AP Rank	Result	Site	
<i>(AS TRINITY COLLEGE)</i>				
2/20/11	-	-	L, 25-48	Durham
<i>(AS DUKE UNIVERSITY)</i>				
2/11/31	-	-	W, 36-25	Knoxville
2/8/32	-	-	W, 32-31	Knoxville
1/5/42	-	-	L, 35-37	Durham
12/19/42	-	-	W, 51-33	Knoxville
1/4/47	-	-	W, 53-47	Knoxville
1/3/48	-	-	W, 62-58	Durham
12/13/52	-	-	L, 82-89	Knoxville
12/5/53	-	-	L, 61-101	Durham
1/25/64	8	L	65-67**	Greensboro
3/22/71	17	-	L, 64-78	2-New York City
12/3/75	8	-	W, 86-80	Durham
12/7/76	15	-	L, 78-81	Knoxville
12/29/80	-	-	W, 90-69	33-New Orleans
11/21/11	-	6	L, 67-77	49-Maui

DUQUESNE				1-1
Date	AP Rank	Result	Site	
12/21/37	-	-	W, 31-27	Pittsburgh
12/16/60	-	-	L, 64-79	32-Pittsburgh

EAST CAROLINA				3-0
Date	AP Rank	Result	Site	
12/5/78	-	-	W, 89-71	Knoxville
12/18/91	-	-	W, 93-58	Knoxville
11/20/09	10	-	W, 105-66	56-St. Thomas

EAST TENNESSEE STATE (ETSU)				17-2
Date	AP Rank	Result	Site	
<i>(AS EAST TENNESSEE STATE COLLEGE)</i>				
12/19/45	-	-	W, 44-24	Johnson City
12/18/46	-	-	W, 53-23	Johnson City
1/2/52	-	-	W, 59-52	Johnson City
12/1/60	-	-	W, 71-68	Knoxville
12/1/61	-	-	W, 61-52	Knoxville
<i>(AS EAST TENNESSEE STATE UNIVERSITY)</i>				
12/9/63	-	-	W, 48-47	Johnson City
11/28/89	-	-	L, 70-83	Knoxville
11/25/91	-	-	L, 79-87	Knoxville
12/4/94	-	-	W, 81-74	Knoxville
12/31/96	-	-	W, 54-40	Knoxville
11/19/00	9	-	W, 102-76	Knoxville
11/18/05	-	-	W, 106-83	Knoxville
12/30/06	21	-	W, 93-88	Knoxville
12/2/09	11	-	W, 78-66	Knoxville
12/23/11	-	-	W, 66-63	Knoxville
12/31/14	-	-	W, 71-61	Knoxville
12/22/15	-	-	W, 76-67	Knoxville
12/22/16	-	-	W, 72-68	Johnson City
11/14/21	18	-	W, 94-62	Knoxville

EASTERN KENTUCKY				5-0
Date	AP Rank	Result	Site	
2/10/12	-	-	W, 44-13	Richmond
3/9/79	20	-	W, 97-81	1-Murfreesboro
12/20/84	-	-	W, 98-74	Knoxville
11/25/05	-	-	W, 92-58	Knoxville
11/28/18	6	-	W, 95-67	Knoxville

ELON				1-0
Date	AP Rank	Result	Site	
11/22/99	19	-	W, 95-56	Knoxville

EMORY & HENRY				11-0
Date	AP Rank	Result	Site	
2/14/11	-	-	W, 38-34	Bristol
2/19/16	-	-	W, 27-19	Knoxville
2/14/22	-	-	W, 38-11	Knoxville
2/16/23	-	-	W, 32-11	Knoxville
1/20/34	-	-	W, 32-31	Knoxville
1/19/35	-	-	W, 32-29	Knoxville
1/4/36	-	-	W, 31-29	Knoxville
1/5/37	-	-	W, 35-27	Knoxville
1/8/38	-	-	W, 26-20	Knoxville
1/3/39	-	-	W, 52-25	Knoxville
12/20/40	-	-	W, 51-27	Knoxville

EVANSVILLE				0-2
Date	AP Rank	Result	Site	
12/30/53	-	-	L, 71-107	3-Owensboro
12/22/62	-	-	L, 51-68	Evansville

FLORIDA 80-58
at Knoxville: 50-16
at Gainesville: 26-36
Neutral: 5-4
SEC Tournament: 5-4
Biggest Win: 43 pts (116-73, Jan. 11, 1979 at Knoxville)
Biggest Loss: 38 pts (57-95, Jan. 10, 2004 at Gainesville)
Longest Winning Streak: 9 games (Jan. 17, 1972 - Jan. 17, 1976 and March 4, 1978

- Feb. 10, 1982)
Longest Losing Streak: 14 games (Feb. 16, 1991 - Jan. 3, 1998)
Current Streak: Tennessee 3 games

Date	AP Rank	Result	Site
1/7/27	-	-	W, 22-19 Knoxville
2/28/31	-	-	L, 29-33 1-Atlanta
2/16/38	-	-	W, 41-28 Knoxville
2/23/40	-	-	L, 38-41 Gainesville
2/29/40	-	-	W, 42-32 42-Knoxville
3/1/41	-	-	W, 47-26 42-Louisville
12/17/48	-	-	W, 58-52 Gainesville
2/3/50	-	-	W, 65-56 Knoxville
12/16/50	-	-	W, 60-54 Knoxville
12/19/51	-	-	L, 47-58 Gainesville
2/23/53	-	-	W, 82-73 Knoxville
2/6/54	-	-	W, 62-58 Gainesville
2/5/55	-	-	W, 102-75 Knoxville
2/4/56	-	-	L, 64-68 Gainesville
2/4/57	-	-	W, 97-79 Knoxville
2/3/58	-	-	W, 100-91 Gainesville
2/2/59	-	-	W, 100-70 Knoxville
2/1/60	-	-	W, 84-68 Gainesville
2/6/61	-	-	W, 83-68 Knoxville
2/5/62	-	-	L, 83-92 Gainesville
2/4/63	-	-	L, 73-84 Knoxville
2/3/64	-	-	W, 59-58 Gainesville
2/1/65	-	-	W, 75-43 Knoxville
3/1/65	-	-	L, 56-58 Gainesville
2/5/66	-	-	W, 76-47 Knoxville
2/2/66	-	-	L, 63-67 Gainesville
1/16/67	-	10	W, 66-53 Gainesville
1/21/67	-	8	W, 56-42 Knoxville
1/15/68	5	-	W, 67-52 Knoxville
1/20/68	4	-	L, 46-59 Gainesville
1/13/69	-	-	W, 64-63 Knoxville
2/17/69	-	-	L, 63-65 Gainesville
1/12/70	12	-	L, 56-57* Gainesville
2/16/70	-	-	W, 72-61 Knoxville
1/11/71	17	-	W, 85-75 Knoxville
2/15/71	14	-	L, 55-56 Gainesville
1/17/72	-	-	W, 61-50 Gainesville
2/21/72	20	-	W, 55-52 Knoxville
1/15/73	-	-	W, 75-56 Knoxville
2/19/73	-	-	W, 87-83 Gainesville
1/19/74	-	-	W, 75-72 Gainesville
2/18/74	-	-	W, 85-57 Knoxville
1/18/75	18	-	W, 59-56 Knoxville
2/17/75	-	-	W, 85-84 Gainesville
1/17/76	9	-	W, 93-84 Knoxville
2/14/76	8	-	L, 69-72 Gainesville
1/10/77	-	-	W, 92-82 Knoxville
2/7/77	11	-	L, 76-80 Gainesville
1/2/78	-	-	L, 79-92 Knoxville
3/4/78	-	-	W, 91-90 Gainesville
1/11/79	-	-	W, 116-73 Knoxville
2/22/79	-	-	W, 87-73 Gainesville
1/9/80	-	-	W, 69-58 Gainesville
2/6/80	-	-	W, 100-76 Knoxville
1/14/81	11	-	W, 78-64 Knoxville
2/11/81	9	-	W, 53-52 Gainesville
1/13/82	-	-	W, 69-66 Gainesville
10/1/82	-	-	W, 90-75 Knoxville
1/22/83	-	-	L, 74-78 Gainesville
2/19/83	-	-	W, 78-53 Knoxville
3/10/83	-	-	W, 78-62 42-Birmingham
1/21/84	-	-	W, 70-65 Knoxville
2/18/84	-	-	W, 75-74** Gainesville
3/8/84	-	-	W, 80-74* 42-Nashville
1/2/85	-	-	L, 70-84 Gainesville
2/2/85	-	-	L, 86-93 Knoxville
1/2/86	-	-	L, 75-77* Knoxville
2/1/86	-	-	L, 61-69 Gainesville
1/17/87	-	-	L, 90-97 Gainesville
2/18/87	-	18	W, 81-71 Knoxville
1/23/88	-	-	L, 56-76 Knoxville

SERIES RESULTS

2/24/88	-	-	W, 65-63	Gainesville
3/11/88	-	-	L, 60-67	42-Baton Rouge
1/18/89	18	-	W, 83-76	Knoxville
2/18/89	-	-	L, 81-99	Gainesville
3/11/89	-	-	L, 71-76	Gainesville
1/17/90	-	-	W, 80-75	42-Knoxville
2/17/90	-	-	W, 75-57	Knoxville
1/16/91	-	-	W, 70-67	Gainesville
2/16/91	-	-	L, 68-73	Knoxville
1/18/92	-	-	L, 65-71	Gainesville
2/26/92	-	-	L, 68-72	Knoxville
1/24/93	-	-	L, 68-80	Knoxville
2/27/93	-	-	L, 70-84	Gainesville
1/8/94	-	-	L, 71-86	Knoxville
3/5/94	19	L	71-82	Gainesville
1/22/95	24	L	47-62	Knoxville
2/15/95	-	-	L, 48-70	Gainesville
2/7/96	-	-	L, 51-63	Gainesville
3/2/96	-	-	L, 71-73	Knoxville
1/25/97	-	-	L, 50-56	Knoxville
2/19/97	-	-	L, 54-76	Gainesville
1/3/98	-	-	L, 69-83	Gainesville
2/25/98	-	-	W, 79-75	Knoxville
1/23/99	-	-	L, 72-93	Gainesville
2/10/99	23	W	91-56	Knoxville
1/18/00	16	9	W, 81-79**	Gainesville
2/12/00	8	12	W, 76-73*	Knoxville
1/30/01	8	13	L, 67-81	Gainesville
2/18/01	15	11	L, 82-88	Knoxville
1/9/02	3	L	100-104*	Knoxville
2/26/02	8	L	62-68	Gainesville
1/15/03	6	L	64-77	Gainesville
2/15/03	4	W	66-59	Knoxville
1/10/04	14	L	57-95	Gainesville
1/31/04	22	W	65-63	Knoxville
1/19/05	-	-	W, 83-76*	Gainesville
2/12/05	-	-	L, 73-84	Knoxville
1/21/06	2	W	80-76	Knoxville
2/22/06	10	12	W, 76-72	Gainesville
2/3/07	1	L	78-94	Gainesville
2/27/07	5	W	86-76	Knoxville
2/5/08	7	-	W, 104-82	Knoxville
3/5/08	4	-	W, 89-86	Gainesville
1/31/09	-	-	W, 79-63	Knoxville
3/1/09	-	-	W, 79-75	Gainesville
1/31/10	14	-	W, 61-60	Knoxville
2/23/10	19	-	L, 62-75	Gainesville
1/11/11	-	-	L, 75-81*	Knoxville
2/12/11	17	L	60-61	Gainesville
3/11/11	12	L	74-85	42-Atlanta
1/7/12	13	W	67-56	Knoxville
2/11/12	8	W	75-70	Gainesville
2/26/13	8	W	64-58	Knoxville
1/25/14	6	L	41-67	Gainesville
2/11/14	3	L	58-67	Knoxville
3/15/14	1	L	49-56	42-Atlanta
2/28/15	-	-	L, 49-66	Gainesville
1/6/16	-	-	W, 83-69	Knoxville
1/7/17	24	L	70-83	Gainesville
2/21/18	19	-	W, 62-57	Knoxville
1/12/19	3	-	W, 78-67	Gainesville
2/9/19	1	-	W, 73-61	Knoxville
2/29/20	-	-	W, 63-58	Knoxville
1/19/21	6	-	L, 49-75	Gainesville
3/7/21	-	-	W, 65-54	Knoxville
3/12/21	-	-	W, 78-66	Nashville
1/26/22	18	-	W, 78-71	Knoxville

FLORIDA A&M				1-0
Date	AP Rank	Result	Site	
12/4/19	21	-	W, 72-43	Knoxville

FLORIDA ATLANTIC				1-0
Date	AP Rank	Result	Site	
12/16/15	-	-	W, 81-62	Knoxville

FLORIDA STATE				5-4
Date	AP Rank	Result	Site	
12/9/57	-	-	W, 74-57	Knoxville
1/4/61	-	-	W, 70-68	Knoxville
12/16/61	-	-	L, 62-69	Knoxville
1/2/63	-	-	W, 66-65	Knoxville
12/22/64	-	-	W, 65-43	Memphis
12/30/86	-	-	L, 90-91*	10-Orlando
12/19/87	-	-	W, 81-78*	Knoxville
1/15/89	17	14	L, 90-101	Tallahassee
11/29/19	17	-	L, 57-60	63-Niceville

FORDHAM				3-1
Date	AP Rank	Result	Site	
12/29/78	-	-	W, 83-58	28-Honolulu
12/14/79	-	-	W, 88-63	38-Knoxville
12/29/89	-	-	L, 85-93	Knoxville
11/13/06	24	-	W, 78-71	25-Nashville

FURMAN				11-0
Date	AP Rank	Result	Site	
12/1/56	-	-	W, 114-106	Greenville
12/2/57	-	-	W, 84-61	Knoxville
1/5/66	-	-	W, 82-63	Knoxville
1/3/67	-	-	W, 87-49	Knoxville
3/6/80	-	-	W, 80-69	1-Greensboro
12/20/85	-	-	W, 79-45	38-Knoxville
12/23/87	-	-	W, 84-66	Knoxville
12/30/91	-	-	W, 92-74	Knoxville
12/29/92	-	-	W, 90-77	Knoxville
12/30/94	-	-	W, 68-51	Knoxville
12/20/27	21	-	W, 66-61	Knoxville

GARDNER-WEBB				2-0
Date	AP Rank	Result	Site	
11/22/02	-	-	W, 71-69	Knoxville
11/22/15	-	-	W, 89-64	Knoxville

GEORGETOWN (KY.)				5-3
Date	AP Rank	Result	Site	
2/8/11	-	-	L, 17-46	Georgetown
2/27/19	-	-	L, 33-34	Lexington
2/4/20	-	-	W, 54-14	Georgetown
1/30/23	-	-	W, 30-20	Knoxville
2/9/23	-	-	W, 34-16	Georgetown
2/17/25	-	-	W, 20-12	Georgetown
1/27/28	-	-	L, 18-52	Georgetown
2/4/29	-	-	W, 39-32	Knoxville

GEORGETOWN				1-2
Date	AP Rank	Result	Site	
3/18/03	-	-	L, 60-70	2-Knoxville
11/28/08	12	21	W, 90-78	54-Orlando
11/30/12	20	L	36-37	Washington, D.C.

GEORGE MASON				0-1
Date	AP Rank	Result	Site	
3/17/04	-	-	L, 55-58	2-Fairfax

GEORGE WASHINGTON				1-3
Date	AP Rank	Result	Site	
2/24/17	-	-	L, 19-28	Washington DC
12/20/37	-	-	L, 24-47	Washington DC
12/28/00	6	-	W, 92-81	28-Honolulu
11/27/15	-	-	L, 70-73	61-New York City

GEORGIA				98-61
---------	--	--	--	-------

at Knoxville: 60-15

at Athens: 34-40

Neutral: 4-6

SEC Tournament: 5-4

Biggest Win: 46 pts (96-50, Jan. 5, 2019 at Knoxville)

Biggest Loss: 30 pts (22-52, Jan. 17, 1913 at Knoxville)

Longest Winning Streak: 15 games

(Feb. 28, 1941 - Jan. 28, 1952)

Longest Losing Streak: 6 games
(Feb. 27, 1923 - Feb. 19, 1931)

Current Streak: Tennessee 1 game

Date	AP Rank	Result	Site	
1/17/13	-	-	L, 22-52	Knoxville
2/6/13	-	-	L, 13-38	Athens
2/2/23	-	-	W, 30-26	Knoxville
2/27/23	-	-	L, 19-23	44-Atlanta
2/26/26	-	-	L, 25-48	45-Atlanta
1/12/27	-	-	L, 28-29	Athens
2/12/29	-	-	L, 21-45	Athens
1/16/31	-	-	L, 19-22	Athens
2/19/31	-	-	L, 18-31	Knoxville
1/9/32	-	-	W, 24-17	Knoxville
1/23/32	-	-	L, 19-38	Athens
1/11/36	-	-	W, 56-44	Knoxville
1/31/36	-	-	L, 24-30	Athens
2/26/37	-	-	W, 35-11	42-Knoxville
2/25/39	-	-	W, 35-29	Knoxville
2/24/40	-	-	W, 48-41	Athens
1/25/41	-	-	W, 46-23	Knoxville
2/1/41	-	-	L, 36-47	Athens
2/28/41	-	-	W, 41-39	42-Louisville
2/26/42	-	-	W, 62-50	42-Louisville
1/30/45	-	-	W, 42-26	Knoxville
2/12/45	-	-	W, 48-38	Athens
1/27/46	-	-	W, 46-33	Athens
2/11/46	-	-	W, 53-28	Knoxville
1/27/47	-	-	W, 48-33	Athens
2/8/47	-	-	W, 62-33	Knoxville
2/27/47	-	-	W, 58-45	42-Louisville
1/26/48	-	-	W, 70-64	Athens
2/7/48	-	-	W, 69-60	Knoxville
1/24/49	-	-	W, 61-59	Athens
2/4/49	-	-	W, 77-51	Knoxville
2/24/51	-	-	W, 74-62	Knoxville
1/28/52	-	-	W, 68-62	Athens
2/25/53	-	-	L, 86-87	Knoxville
1/6/54	-	-	L, 69-71	Athens
2/7/55	-	-	W, 97-81	Knoxville
12/1/55	-	-	W, 86-67	47-Knoxville
1/11/56	-	-	W, 62-59	Athens
2/2/57	-	-	W, 91-84	Knoxville
2/1/58	-	-	W, 82-79	Athens
1/31/59	-	-	W, 66-60	Knoxville
1/30/60	-	-	L, 62-69	Athens
2/4/61	-	-	W, 75-67	Knoxville
2/3/62	-	-	W, 87-84	Athens
2/2/63	-	-	W, 94-65	Knoxville
2/1/64	-	-	L, 67-79	Athens
1/18/65	-	-	W, 76-57	Athens
1/30/65	-	-	W, 83-49	Knoxville
2/7/66	-	-	W, 100-71	Knoxville
2/19/66	-	-	W, 83-69	Athens
1/14/67	-	-	W, 87-70	Athens
2/11/67	-	-	W, 68-36	Knoxville
1/13/68	5	-	W, 77-72	Knoxville
2/10/68	5	-	L, 43-61	Athens
1/11/69	-	-	W, 82-67	Knoxville
2/15/69	-	-	W, 57-55	Athens
1/10/70	12	-	L, 56-61	Athens
2/14/70	20	W	57-55	Knoxville
1/9/71	17	-	W, 51-47	Knoxville
2/13/71	14	-	W, 64-61	Athens
1/15/72	-	-	W, 59-57	Athens
2/19/72	20	-	W, 71-68	Knoxville
1/13/73	-	-	W, 79-64	Knoxville
2/17/73	-	-	W, 85-71	Athens
2/2/74	-	-	W, 84-70	Knoxville
3/4/74	-	-	W, 97-89	Athens
2/1/75	18	-	W, 105-69	Athens
3/8/75	-	-	W, 95-74	Knoxville
1/3/76	12	-	W, 79-73	Athens
3/6/76	12	-	W, 86-70	Knoxville
2/1/77	11	-	W, 106-82	Knoxville
2/26/77	7	-	L, 76-83	Athens

1/21/78	-	-	L, 74-75	Knoxville
2/18/78	-	-	W, 77-72	Athens
1/13/79	-	-	L, 75-79	Athens
2/10/79	-	-	W, 87-81***	Knoxville
1/23/80	19	-	L, 54-55	Athens
2/21/80	-	-	W, 50-49	Knoxville
1/28/81	11	-	W, 72-67	Knoxville
2/25/81	10	-	L, 75-76*	Athens
1/27/82	15	-	W, 66-64	Athens
2/24/82	19	-	L, 63-64	Knoxville
1/3/83	8	-	W, 87-76	Knoxville
3/5/83	-	-	L, 59-74	Athens
3/12/83	-	-	L, 60-79	42-Birmingham
1/3/84	-	11	L, 57-71	Athens
3/4/84	-	-	L, 77-82	Knoxville
1/30/85	-	-	W, 80-79**	Athens
3/2/85	-	14	W, 86-85	Knoxville
3/7/85	-	17	L, 61-67	42-Birmingham
1/30/86	-	-	W, 78-77	Knoxville
3/1/86	-	-	L, 70-91	Athens
1/28/87	-	-	L, 55-60	Athens
2/28/87	-	-	W, 89-68	Knoxville
2/3/88	-	-	W, 92-81	Knoxville
3/5/88	-	-	L, 69-80	Athens
1/28/89	-	-	L, 73-74	Knoxville
3/1/89	-	-	W, 75-68	Athens
1/27/90	-	-	L, 77-85	Athens
2/28/90	-	25	W, 93-83	Knoxville
1/5/91	-	-	L, 86-107	Athens
2/6/91	-	-	L, 78-87	Knoxville
3/9/91	-	-	W, 85-65	42-Nashville
1/11/92	-	-	W, 78-76	Knoxville
3/4/92	-	-	W, 67-66	Athens
2/3/93	-	-	L, 60-77	Athens
3/6/93	-	-	L, 83-96	Knoxville
1/12/94	-	-	L, 63-67	Knoxville
2/12/94	-	-	L, 61-74	Athens
1/4/95	-	-	L, 56-57	Knoxville
2/11/95	-	-	L, 48-74	Athens
1/20/96	-	22	W, 67-62	Knoxville
2/3/96	-	-	L, 49-68	Athens
3/8/96	-	-	L, 63-74	42-New Orleans
1/29/97	-	-	L, 50-63	Knoxville
3/1/97	-	-	L, 55-69	Athens
2/4/98	-	-	W, 77-48	Knoxville
2/28/98	-	-	L, 72-77	Athens
1/20/99	-	-	W, 85-69	Knoxville
2/23/99	-	-	W, 75-65	Athens
2/9/00	9	-	W, 110-83	Knoxville
3/4/00	11	-	W, 83-66	Athens
1/27/01	6	-	L, 75-77**	Athens
2/21/01	22	-	L, 76-88	Knoxville
1/12/02	-	-	L, 70-73	Athens
3/2/02	-	16	W, 71-63*	Knoxville
1/22/03	-	19	L, 76-81*	Athens
2/8/03	-	17	L, 78-72	Knoxville
1/7/04	-	-	W, 89-65	Knoxville
2/21/04	-	-	L, 60-71	Athens
1/5/05	-	-	W, 72-65	Athens
3/5/05	-	-	W, 78-68	Knoxville
1/11/06	-	-	W, 89-76	Knoxville
2/11/06	11	-	W, 83-78	Athens
1/31/07	-	-	W, 82-71	Knoxville
3/3/07	-	-	W, 71-65	Athens
1/26/08	3	-	W, 85-69	Knoxville
2/16/08	4	-	W, 74-71	Athens
1/10/09	15	-	W, 86-77	Athens
2/11/09	-	-	W, 79-48	Knoxville
1/23/10	8	-	L, 63-78	Athens
2/17/10	20	-	W, 69-60	Knoxville
1/18/11	-	-	W, 59-57	Athens
2/19/11	-	-	L, 63-69	Knoxville
1/18/12	-	-	L, 53-57*	Athens
2/4/12	-	-	W, 73-62	Knoxville
2/6/13	-	-	L, 62-68	Knoxville
3/2/13	-	-	L, 68-78	Athens
2/18/14	-	-	W, 67-48	Knoxville

2/7/15	-	-	L, 53-56	Athens
1/13/16	-	-	L, 72-81	Athens
2/11/17	-	-	L, 75-76	Knoxville
3/9/17	-	-	L, 57-59	42-Nashville
2/17/18	18	-	L, 62-73	Athens
3/3/18	16	-	W, 66-61	Knoxville
1/5/19	3	-	W, 95-60	Knoxville
1/15/20	-	-	L, 63-80	Athens
2/10/21	16	-	W, 89-81	Knoxville
3/1/22	13	-	W, 75-68	Athens

GEORGIA STATE 4-1

Date	AP Rank	Result	Site	
12/10/77	-	-	W, 84-62	Knoxville
12/13/84	-	-	L, 50-52	Knoxville
11/26/95	-	-	W, 74-59	Knoxville
12/1/96	-	-	W, 70-53	Knoxville
12/20/03	-	-	W, 87-71	Knoxville

GEORGIA TECH 45-28

Date	AP Rank	Result	Site	
2/19/21	-	-	W, 29-28	Atlanta
2/17/22	-	-	W, 26-14	Knoxville
1/21/28	-	-	L, 26-31	Atlanta
2/13/28	-	-	L, 25-42	Knoxville
2/13/29	-	-	W, 30-25	Atlanta
1/22/30	-	-	W, 33-28	Knoxville
1/22/31	-	-	L, 29-49	Atlanta
2/10/31	-	-	L, 25-32	Knoxville
2/4/33	-	-	L, 23-37	Atlanta
2/13/33	-	-	W, 33-26	Knoxville
2/24/33	-	-	W, 30-24	42-Atlanta
1/31/34	-	-	W, 35-25	Atlanta
2/12/34	-	-	W, 23-21	Knoxville
1/16/35	-	-	W, 36-26	Atlanta
2/18/35	-	-	W, 34-31	Knoxville
1/17/36	-	-	L, 30-33	Atlanta
2/24/36	-	-	W, 33-21	Knoxville
2/28/40	-	-	W, 55-43	42-Knoxville
1/27/45	-	-	W, 44-26	Knoxville
2/10/45	-	-	L, 49-53	Atlanta
3/3/45	-	-	W, 41-37	42-Louisville
1/26/46	-	-	W, 49-27	Atlanta
2/9/46	-	-	L, 34-38	Knoxville
1/20/47	-	-	L, 43-48	Atlanta
2/7/47	-	-	W, 40-28	Knoxville
1/24/48	-	-	W, 59-57	Atlanta
2/6/48	-	-	W, 49-46	Knoxville
1/22/49	-	-	W, 63-56	Atlanta
2/5/49	-	-	L, 71-72*	Knoxville
1/21/50	17	-	L, 57-68	Atlanta
2/4/50	-	-	W, 69-56	Knoxville
3/2/50	-	-	W, 63-56	42-Louisville
2/3/51	-	-	L, 57-71	Knoxville
2/21/51	-	-	L, 64-74	Atlanta
1/26/52	-	-	W, 69-56	Knoxville
2/20/52	-	-	W, 83-81	Atlanta
1/17/53	-	-	W, 89-67	Knoxville
2/16/53	-	-	W, 82-79	Atlanta
1/30/54	-	-	W, 68-61	Atlanta
2/22/54	-	-	W, 69-57	Knoxville
1/29/55	-	-	W, 79-58	Knoxville
2/21/55	18	-	L, 77-83	Atlanta
1/28/56	-	-	L, 72-73	Atlanta
2/20/56	-	-	W, 76-74	Knoxville
1/26/57	-	-	L, 77-84	Knoxville
2/19/57	-	-	L, 85-87	Atlanta
1/25/58	16	-	L, 79-82	Atlanta
2/18/58	20	-	W, 84-65	Knoxville
1/24/59	-	-	W, 84-71	Knoxville
2/17/59	-	-	L, 49-59	Atlanta
1/23/60	6	L,	69-74	Atlanta
2/16/60	-	-	W, 57-56	Knoxville
1/28/61	-	-	W, 65-60	Knoxville
2/21/61	-	-	L, 59-60	Atlanta
1/27/62	-	-	L, 65-66	Knoxville
2/20/62	-	-	L, 50-67	Atlanta

1/26/63	-	7	L, 69-73	Atlanta
2/19/63	-	-	L, 60-72	Knoxville
1/27/64	-	-	W, 83-63	Knoxville
2/18/64	-	-	L, 45-47	Atlanta
12/7/64	-	-	W, 66-52	Atlanta
1/23/65	-	-	W, 55-48	Knoxville
1/22/66	-	-	W, 83-48	Knoxville
2/28/66	-	-	W, 58-47	Atlanta
2/1/67	-	-	W, 59-48	Knoxville
2/20/68	-	-	W, 71-69	Atlanta
12/17/68	-	-	W, 72-59	Knoxville
12/15/02	-	-	W, 70-69	48-Atlanta
2/7/04	-	15	L, 62-77	Knoxville
11/16/15	-	-	L, 67-69	Atlanta
12/3/16	-	-	W, 81-58	Knoxville
12/3/17	-	-	W, 77-70	Atlanta
11/13/18	5	-	W, 66-53	Knoxville

GONZAGA 2-4

Date	AP Rank	Result	Site	
12/29/07	11	-	W, 82-72	53-Seattle
11/30/08	12	9	L, 74-83	54-Orlando
1/7/09	15	-	L, 79-89*	Knoxville
12/19/15	-	-	L, 79-86	53-Seattle
12/18/16	-	8	L, 76-86	Nashville
12/9/18	7	1	W, 76-73	62-Phoenix

GUILFORD 0-1

Date	AP Rank	Result	Site	
2/22/11	-	-	L, 39-46	Greensboro

HARDIN SIMMONS 1-0

Date	AP Rank	Result	Site	
12/20/83	-	-	W, 75-58	Knoxville

HARVARD 1-0

Date	AP Rank	Result	Site	
12/14/74	-	-	W, 84-59	38-Knoxville

HAWAII 2-1

Date	AP Rank	Result	Site	
12/29/65	-	-	W, 88-41	28-Honolulu
12/29/83	-	-	L, 60-73	28-Honolulu
12/30/00	6	-	W, 69-58	28-Honolulu

HIGH POINT 1-0

Date	AP Rank	Result	Site	
11/14/17	-	-	W, 84-53	Knoxville

HOLY CROSS 0-1

Date	AP Rank	Result	Site	
12/28/60	-	-	L, 67-68	18-Miami

HOUSTON 3-2

Date	AP Rank	Result	Site	
12/5/70	-	17	W, 79-58	Knoxville
12/29/70	10	-	L, 65-68	35-Los Angeles
12/4/71	-	7	L, 65-67	Houston
12/23/94	-	-	W, 74-58	Houston
12/19/95	-	-	W, 69-49	Knoxville

IDAHO STATE 1-0

Date	AP Rank	Result	Site	
11/24/84	-	-	W, 65-59	16-Anchorage

ILLINOIS 2-1

Date	AP Rank	Result	Site	
12/15/67	-	-	W, 66-42	38-Knoxville
12/10/85	-	10	W, 54-51	Knoxville
1/17/88	-	20	L, 79-103	Champaign

ILLINOIS STATE 0-1

Date	AP Rank	Result	Site	
3/12/98	-	-	L, 81-82*	1-Sacramento

OUTLOOK
PLAYERS
STAFF
REVIEW
RESULTS
RECORDS
HONORS
POSTSEASON
VOLTMANAC
MEDIA INFO



SERIES RESULTS

INDIANA				0-4
Date	AP Rank	Result	Site	
3/18/67	8	- L, 44-51	1-Evanston	
3/15/74	- 10	L, 71-73	43-St. Louis	
12/28/79	- 10	L, 68-70	8-San Diego	
3/27/85	- -	L, 67-74	2-New York City	

IONA				2-0
Date	AP Rank	Result	Site	
12/19/80	- -	W, 80-54	38-Knoxville	
12/29/90	- -	W, 93-77	28-Honolulu	

IOWA				3-2
Date	AP Rank	Result	Site	
12/27/67	4 -	L, 59-64	21-Los Angeles	
12/20/77	- -	L, 86-92	30-Las Vegas	
12/29/00	6 23	W, 80-68	28-Honolulu	
3/19/14	- -	W, 78-65*	1-Dayton	
3/24/19	6 -	W, 83-77*	1-Columbus	

IOWA STATE				2-1
Date	AP Rank	Result	Site	
12/4/68	20 -	L, 66-72	Knoxville	
12/3/77	- -	W, 81-76	15-Tempe	
1/27/18	22 -	W, 68-45	60-Ames	

JACKSONVILLE STATE				1-0
Date	AP Rank	Result	Site	
12/21/19	21 -	W, 75-53	Knoxville	

JOHNSON BIBLE COLLEGE				4-0
Date	AP Rank	Result	Site	
12/7/13	- -	W, 45-17	Knoxville	
1/23/15	- -	W, 80-19	Knoxville	
1/8/16	- -	W, 43-20	Knoxville	
1921	- -	W, 21-10	Knoxville	

KANSAS				2-4
Date	AP Rank	Result	Site	
1/3/09	14 -	L, 85-92	Lawrence	
1/10/10	16 1	W, 76-68	Knoxville	
11/28/14	- 11	L, 67-82	54-Orlando	
11/23/18	5 2	L, 81-87*	25-New York City	
1/25/20	- 3	L, 68-74	60-Lawrence	
1/30/21	18 15	W, 80-61	60-Knoxville	

KANSAS STATE				2-0
Date	AP Rank	Result	Site	
12/6/14	- -	W, 65-64	60-Knoxville	
1/28/17	- -	W, 70-58	60-Knoxville	

KENNESAW STATE				1-0
Date	AP Rank	Result	Site	
11/9/12	- -	W, 76-67	Knoxville	

KENT STATE				1-0
Date	AP Rank	Result	Site	
11/29/90	- -	W, 93-69	Knoxville	

KENTUCKY 77-158
at Knoxville: 52-54
at Lexington: 19-92

Neutral: 6-12
SEC Tournament: 6-12
Biggest Win: 30 pts (88-58, Feb. 16, 2013 at Knoxville)

Biggest Loss: 61 pts
 (40-101, March 12, 1993 at Lexington)

Longest Winning Streak: 5 games
 (two times, Feb. 15, 1975 - March 5, 1977 and Feb. 23, 1916 - March 3, 1917)

Longest Losing Streak: 20 games
 (Feb. 11, 1950 - Jan. 16, 1960)

Current Streak: Tennessee 2 games			
Date	AP Rank	Result	Site
2/16/10	- -	L, 5-20	Lexington

2/7/12	- -	L, 15-27	Lexington
2/11/14	- -	L, 14-20	Lexington
2/12/14	- -	L, 18-20	Lexington
2/5/15	- -	W, 36-21	Knoxville
2/6/15	- -	W, 27-22	Knoxville
2/17/15	- -	L, 13-22	Lexington
2/18/15	- -	L, 18-20	Lexington
2/23/16	- -	W, 28-17	Lexington
2/9/17	- -	W, 23-20	Lexington
2/10/17	- -	W, 22-19	Lexington
3/2/17	- -	W, 27-26	Knoxville
3/3/17	- -	W, 30-10	Knoxville
2/7/18	- -	L, 26-33	Lexington
2/8/18	- -	L, 12-40	Lexington
3/1/18	- -	L, 18-29	Knoxville
3/2/18	- -	L, 20-32	Knoxville
2/7/19	- -	W, 40-22	Knoxville
2/28/19	- -	L, 14-30	Lexington
2/5/20	- -	W, 29-24	Lexington
2/7/20	- -	W, 27-26	Lexington
2/27/20	- -	W, 28-25	Knoxville
2/28/20	- -	L, 25-36	Knoxville
1/20/23	- -	W, 30-26	Knoxville
2/10/23	- -	W, 28-23	Lexington
1/18/24	- -	W, 20-13	Knoxville
2/9/25	- -	L, 22-35	Knoxville
2/18/25	- -	L, 21-26	Lexington
2/12/26	- -	L, 17-51	Knoxville
2/18/26	- -	L, 21-27	Lexington
1/21/27	- -	W, 19-14	Knoxville
2/19/27	- -	W, 30-21	Lexington
1/21/28	- -	L, 18-48	Lexington
2/9/28	- -	L, 16-43	Knoxville
1/17/29	- -	L, 29-35	Knoxville
1/19/29	- -	L, 22-27	Lexington
1/18/30	- -	L, 20-23	Lexington
1/31/30	- -	W, 29-24*	Knoxville
1/10/31	- -	L, 23-31	Lexington
1/31/31	- -	L, 32-36*	Knoxville
1/16/32	- -	L, 28-29	Knoxville
2/13/32	- -	L, 27-41	Lexington
1/14/33	- -	L, 21-42	Knoxville
1/28/33	- -	L, 23-44	Lexington
1/13/34	- -	L, 23-44	Knoxville
1/27/34	- -	L, 26-53	Lexington
1/26/35	- -	L, 21-48	Lexington
2/16/35	- -	L, 36-38	Knoxville
1/25/36	- -	L, 31-40	Lexington
2/15/36	- -	W, 39-28	Knoxville
2/29/36	- -	W, 39-28	42-Knoxville
1/23/37	- -	L, 26-43	Lexington
2/13/37	- -	W, 26-24	Knoxville
3/1/37	- -	L, 25-39	42-Knoxville
1/22/38	- -	L, 27-52	Lexington
2/26/38	- -	L, 26-29	Knoxville
1/21/39	- -	W, 30-29	Lexington
2/18/39	- -	L, 34-36**	Knoxville
3/4/39	- -	L, 38-46	42-Knoxville
1/20/40	- -	L, 26-35	Lexington
2/17/40	- -	W, 27-23	Knoxville
3/1/40	- -	L, 29-30**	42-Knoxville
1/18/41	- -	W, 32-22	Knoxville
2/15/41	- -	L, 28-37	Lexington
3/1/41	- -	W, 36-33	42-Louisville
1/17/42	- -	W, 46-40	Knoxville
2/14/42	- -	L, 33-36	Lexington
1/16/43	- -	L, 28-30	Knoxville
2/13/43	- -	L, 29-53	Lexington
2/27/43	- -	W, 33-30	42-Louisville
1/20/45	- -	W, 35-34	Knoxville
2/17/45	- -	L, 34-40	Lexington
3/3/45	- -	L, 35-39	42-Louisville
1/19/46	- -	L, 32-50	Knoxville
2/16/46	- -	L, 34-54	Lexington
1/18/47	- -	L, 39-54	Knoxville
2/15/47	- -	L, 46-61	Lexington
1/17/48	- -	L, 54-65	Knoxville

2/14/48	- -	L, 42-69	Lexington
3/6/48	- -	L, 47-70	42-Louisville
1/15/49	- -	L, 51-66	Knoxville
2/18/49	- 1	L, 56-71	Lexington
3/5/49	- 1	L, 44-83	42-Louisville
1/14/50	- 2	W, 66-53	Knoxville
2/11/50	- 7	L, 52-79	Lexington
3/4/50	- 4	L, 58-95	42-Louisville
1/20/51	- 2	L, 45-70	Knoxville
2/17/51	- 1	L, 61-86	Lexington
1/19/52	- 3	L, 56-65	Knoxville
2/16/52	- 1	L, 40-95	Lexington
3/1/52	- 1	L, 66-81	42-Louisville
1/23/54	- 1	L, 71-97	Knoxville
2/18/54	- 2	L, 63-90	Lexington
1/22/55	- 1	L, 66-84	Knoxville
3/5/55	- 2	L, 61-104	Lexington
1/21/56	- 4	L, 68-95	Knoxville
3/3/56	- 12	L, 77-101	Lexington
1/19/57	- 4	L, 72-97	Knoxville
3/2/57	- 3	L, 75-93	Lexington
1/18/58	13 9	L, 68-77	Lexington
3/1/58	- 12	L, 66-77	Knoxville
1/17/59	- 2	L, 58-79	Lexington
2/28/59	- 1	L, 56-69	Knoxville
1/16/60	- 17	L, 68-78	Knoxville
2/27/60	- -	W, 65-63	Lexington
1/21/61	- -	L, 54-83	Lexington
3/4/61	- -	L, 61-68	Knoxville
1/22/61	- -	L, 69-96	19-Lexington
1/15/62	- 3	L, 82-95	Knoxville
1/30/62	- 4	L, 59-90	Lexington
1/19/63	- -	W, 78-69	Lexington
3/2/63	- -	W, 63-55	Knoxville
1/18/64	- 4	L, 57-66	Lexington
2/29/64	- 2	L, 38-42	Knoxville
1/16/65	- -	W, 77-58	Knoxville
2/27/65	- -	L, 60-61	Lexington
2/26/66	- 1	L, 64-78	Lexington
3/5/66	- 1	W, 69-62	Knoxville
1/23/67	- -	W, 52-50**	Lexington
2/13/67	- -	W, 76-57	Knoxville
1/22/68	4 8	W, 87-59	Knoxville
2/12/68	5 8	L, 59-60	Lexington
1/18/69	- 5	L, 66-69	Knoxville
3/8/69	- 7	L, 69-84	Lexington
1/17/70	- 2	L, 52-68	Lexington
3/7/70	- 2	L, 69-86	Knoxville
1/16/71	18 10	W, 75-71	Knoxville
3/6/71	14 8	L, 78-84	Lexington
1/22/72	19 -	L, 70-72	Lexington
3/9/72	- -	L, 66-67	Knoxville
1/20/73	- -	W, 65-64	Knoxville
3/8/73	- 19	L, 81-86	Lexington
1/14/74	- -	W, 67-54	Knoxville
2/16/74	- -	L, 58-61	Lexington
1/13/75	18 7	L, 82-88	Lexington
2/15/75	- 4	W, 103-98	Knoxville
1/10/76	9 -	W, 90-88*	Lexington
2/7/76	8 -	W, 92-85	Knoxville
1/12/77	- 2	W, 71-67*	Lexington
3/5/77	11 2	W, 81-79	Knoxville
2/15/78	- 3	L, 77-90	Lexington
2/25/78	- 2	L, 57-68	Knoxville
1/20/79	- -	W, 66-55	Lexington
2/17/79	- -	W, 101-84	Knoxville
3/3/79	- -	W, 75-69*	42-Birmingham
1/5/80	- 2	W, 49-47	Knoxville
2/2/80	- 3	L, 75-83	Lexington
1/10/81	13 4	L, 47-48	Lexington
2/7/81	10 6	W, 87-71	Knoxville
1/9/82	- 3	W, 70-66	Knoxville
2/6/82	16 9	L, 67-77	Lexington
1/31/83	- 10	W, 65-63	Knoxville
2/27/83	20 10	L, 61-69	Lexington
1/30/84	- 3	L, 74-93	Lexington
2/27/84	- 4	W, 63-58	Knoxville

1/27/85	-	-	W, 81-65	Knoxville
2/28/85	-	-	L, 67-92	Lexington
1/25/86	-	11	L, 57-74	Lexington
2/27/86	-	5	L, 60-62	Knoxville
1/10/87	-	9	W, 75-68	Knoxville
2/11/87	-	-	L, 84-91*	Lexington
1/16/88	-	5	L, 65-83	Lexington
2/17/88	-	9	W, 72-70	Knoxville
2/18/88	18	-	L, 65-66	Knoxville
2/22/89	-	-	L, 71-76	Lexington
1/20/90	-	-	L, 83-95	Lexington
2/21/90	-	-	W, 102-100	Knoxville
1/12/91	-	11	L, 74-78	Knoxville
2/13/91	-	16	L, 74-85	Lexington
1/21/92	-	8	W, 107-85	Knoxville
3/7/92	-	10	L, 88-99	Lexington
1/9/93	-	2	L, 70-84	Lexington
2/24/93	-	2	W, 78-77	Knoxville
3/12/93	-	4	L, 40-101	42-Lexington
1/15/94	-	8	L, 74-93	Lexington
2/23/94	-	7	L, 73-77	Knoxville
1/25/95	-	5	L, 50-69	Lexington
2/8/95	-	6	L, 48-68	Knoxville
1/13/96	-	2	L, 44-61	Lexington
2/17/96	-	2	L, 50-90	Knoxville
1/4/97	-	3	L, 40-74	Lexington
2/25/97	-	3	L, 64-74	Knoxville
1/24/98	-	7	L, 67-85	Knoxville
2/11/98	-	7	L, 74-80	Lexington
1/12/99	-	6	W, 47-46	Lexington
2/28/99	-	13	W, 68-61	Knoxville
2/1/00	6	14	L, 68-81	Lexington
2/23/00	7	18	W, 74-67	Knoxville
1/16/01	4	-	L, 74-84	Lexington
2/14/01	15	22	L, 95-103	Knoxville
2/6/02	-	7	W, 76-74*	Knoxville
2/19/02	-	12	L, 61-64	Lexington
1/8/03	-	18	L, 71-74	Knoxville
2/26/03	-	2	L, 68-80	Lexington
1/20/04	-	9	L, 68-69*	Knoxville
2/25/04	-	9	L, 60-92	Lexington
1/25/05	-	7	L, 62-84	Knoxville
3/2/05	-	3	L, 61-73	Lexington
3/11/05	-	4	L, 62-76	42-Atlanta
2/7/06	11	-	W, 75-67	Lexington
3/1/06	11	-	L, 78-80	Knoxville
1/28/07	-	-	L, 57-76	Lexington
2/13/07	-	20	W, 89-85	Knoxville
1/22/08	3	-	L, 66-72	Lexington
3/2/08	1	-	W, 63-60	Knoxville
1/13/09	24	-	L, 72-90	Knoxville
2/21/09	-	-	L, 58-77	Lexington
2/13/10	12	3	L, 62-73	Lexington
2/27/10	19	2	W, 74-65	Knoxville
3/13/10	15	2	L, 45-74	42-Nashville
2/8/11	-	18	L, 61-73	Lexington
3/6/11	-	20	L, 58-64	Knoxville
1/14/12	-	2	L, 62-65	Knoxville
1/31/12	-	1	L, 44-69	Lexington
1/15/13	-	-	L, 65-75	Lexington
2/16/13	-	25	W, 88-58	Knoxville
1/18/14	-	13	L, 66-74	Lexington
2/17/15	-	1	L, 48-66	Knoxville
2/2/16	-	20	W, 84-77	Knoxville
2/18/16	-	14	L, 70-80	Lexington
1/24/17	-	4	W, 82-80	Knoxville
2/14/17	-	13	L, 58-83	Lexington
1/6/18	23	17	W, 76-65	Knoxville
2/6/18	15	24	W, 61-59	Lexington
3/11/18	13	-	L, 72-77	42-St. Louis
2/16/19	1	5	L, 69-86	Lexington
3/2/19	7	4	W, 71-52	Knoxville
3/16/19	8	4	W, 82-78	42-Nashville
2/8/20	-	15	L, 64-77	Knoxville
3/3/20	-	6	W, 81-73	Lexington
2/6/21	11	-	W, 82-71	Lexington
2/20/21	19	-	L, 55-70	Knoxville

1/15/22	22	18	L, 79-107	Lexington
2/15/22	16	4	W, 76-63	Knoxville
3/12/22	9	5	W, 69-62	42-Tampa
KENTUCKY WESLEYAN 1-2				
Date	AP Rank	Result	Site	
2/5/26	-	-	W, 28-19	Knoxville
2/19/26	-	-	L, 26-40	Owensboro
12/10/55	-	-	L, 72-80	Knoxville
KING 3-0				
Date	AP Rank	Result	Site	
1/13/22	-	-	W, 24-17	Knoxville
1/31/33	-	-	W, 43-21	Knoxville
12/30/39	-	-	W, 54-17	Knoxville
LAFAYETTE 2-0				
Date	AP Rank	Result	Site	
12/9/80	-	-	W, 72-42	Knoxville
12/27/84	-	-	W, 77-58	Knoxville
LAMBUTH 0-1				
Date	AP Rank	Result	Site	
12/19/35	-	-	L, 28-29	Jackson
LA SALLE 2-0				
Date	AP Rank	Result	Site	
12/20/69	8	-	W, 55-47	38-Knoxville
12/17/76	-	-	W, 92-85	38-Knoxville
LENOIR-RHYNE 1-0				
Date	AP Rank	Result	Site	
11/6/18	6	-	W, 86-41	Knoxville
LINCOLN MEMORIAL (LMU) 16-0				
Date	AP Rank	Result	Site	
1/7/25	-	-	W, 32-14	Knoxville
1/1/32	-	-	W, 42-17	Knoxville
12/17/32	-	-	W, 41-18	Knoxville
12/17/34	-	-	W, 52-16	Knoxville
12/17/37	-	-	W, 27-14	Knoxville
12/5/38	-	-	W, 37-35	Knoxville
12/1/40	-	-	W, 39-32	Knoxville
12/9/41	-	-	W, 60-15	Knoxville
12/2/44	-	-	W, 63-28	Knoxville
12/8/45	-	-	W, 63-18	Knoxville
12/2/46	-	-	W, 60-24	Knoxville
12/2/47	-	-	W, 56-41	Knoxville
11/29/48	-	-	W, 58-43	Harrogate
11/30/49	-	-	W, 67-59	Harrogate
12/7/50	-	-	W, 98-61	Harrogate
11/29/51	-	-	W, 78-58	Harrogate
LIPSCOMB 4-0				
Date	AP Rank	Result	Site	
12/1/54	-	-	W, 95-38	Knoxville
12/29/05	-	-	W, 69-58	Knoxville
12/15/16	-	-	W, 92-77	Knoxville
12/9/17	24	-	W81-71	Knoxville
LONG BEACH STATE 1-0				
Date	AP Rank	Result	Site	
3/16/07	25	-	W, 121-86	1-Columbus
LONG ISLAND 2-3				
Date	AP Rank	Result	Site	
1/27/37	-	-	L, 24-30	New York City
12/30/41	-	-	W, 36-33	33-New Orleans
12/25/45	-	-	L, 43-45	New York City
12/21/46	-	-	L, 32-42	New York City
11/26/99	17	-	W, 86-47	Knoxville
LONGWOOD 1-0				
Date	AP Rank	Result	Site	
3/17/22	5	-	W, 88-56	1-Indianapolis

LOUISIANA-LAFAYETTE 9-1				
Date	AP Rank	Result	Site	
<i>(AS SOUTHWESTERN LOUISIANA)</i>				
12/3/66	-	-	W, 67-52	Knoxville
3/12/82	-	-	W, 61-57	1-Indianapolis
3/20/85	-	-	W, 73-72	2-Knoxville
12/27/85	-	-	L, 78-79**	33-New Orleans
<i>(AS LOUISIANA-LAFAYETTE)</i>				
3/17/00	11	-	W, 63-58	1-Birmingham
11/22/05	-	-	W, 83-76	Knoxville
11/27/06	-	-	W, 77-67	Lafayette
11/30/07	11	-	W, 98-70	Knoxville
12/29/08	14	-	W, 89-62	Knoxville
<i>(AS LOUISIANA)</i>				
11/9/18	6	-	W, 87-65	Knoxville
LOUISIANA-MONROE (ULM) 1-0				
Date	AP Rank	Result	Site	
11/16/11	-	-	W, 85-62	Knoxville
LSU 66-50				
at Knoxville: 32-18				
at Baton Rouge: 26-28				
Neutral: 8-4				
SEC Tournament: 7-4				
Biggest Win: 35 pts (93-58, Jan. 6, 1999 at Knoxville)				
Biggest Loss: 36 pts (59-95, Jan. 31, 1953 at Baton Rouge)				
Longest Winning Streak: 11 games (Jan. 11, 1964 - Feb. 24, 1969)				
Longest Losing Streak: 8 games (Jan. 9, 1978 - Feb. 21, 1981)				
Current Streak: Tennessee 1 game				
Date	AP Rank	Result	Site	
2/25/33	-	-	L, 43-55	42-Atlanta
2/25/34	-	-	L, 42-35	42-Atlanta
2/27/43	-	-	W, 52-34	42-Louisville
2/27/48	-	-	W, 56-48	Memphis
2/21/49	-	-	W, 81-72	Knoxville
2/20/50	-	-	W, 67-65	Baton Rouge
3/4/50	-	-	W, 81-79	42-Louisville
1/15/51	-	-	L, 61-68	Baton Rouge
2/2/52	-	-	W, 82-68	Knoxville
1/31/53	-	11	L, 59-95	Baton Rouge
1/16/54	-	16	L, 62-75	Knoxville
1/15/55	-	-	W, 76-68	Baton Rouge
1/16/56	-	-	W, 91-82	Baton Rouge
1/14/57	16	-	L, 61-62	Baton Rouge
12/21/57	-	-	W, 63-62	9-Charlotte
1/13/58	-	-	W, 75-53	Knoxville
1/12/59	17	-	W, 65-58	Baton Rouge
1/11/60	-	-	W, 103-79	Knoxville
1/14/61	-	-	L, 60-72	Baton Rouge
1/13/62	-	-	L, 61-73	Knoxville
1/12/63	-	-	L, 60-61	Baton Rouge
1/11/64	-	-	W, 62-58	Knoxville
1/11/65	-	-	W, 58-54	Baton Rouge
3/6/65	-	-	W, 83-60	Knoxville
1/31/66	-	-	W, 87-59	Knoxville
2/14/66	-	-	W, 74-64	Baton Rouge
2/6/67	-	-	W, 76-59	Baton Rouge
3/4/67	8	-	W, 87-60	Knoxville
2/5/68	6	-	W, 87-67	Baton Rouge
3/2/68	-	-	W, 74-71	Knoxville
2/27/69	-	-	W, 81-68	Baton Rouge
2/24/69	17	-	W, 87-63	Baton Rouge
1/26/70	-	-	L, 59-71	Baton Rouge
2/23/70	-	-	W, 88-87	Knoxville
1/25/71	8	-	L, 70-80	Baton Rouge
2/22/71	13	-	W, 88-67	Knoxville
1/31/72	-	-	L, 62-63	Knoxville
2/28/72	-	-	W, 78-66	Baton Rouge
1/29/73	-	-	W, 73-71	Baton Rouge
2/26/73	-	-	L, 74-78	Knoxville
1/28/74	-	-	W, 57-52	Baton Rouge

OUTLOOK

PLAYERS

STAFF

REVIEW

RESULTS

RECORDS

HONORS

POSTSEASON

VOLTMANAC

MEDIA INFO



SERIES RESULTS

3/2/74	-	-	W, 100-80	Knoxville
1/27/75	-	-	W, 99-79	Knoxville
3/1/75	-	-	L, 87-94	Baton Rouge
1/26/76	10	-	W, 105-92	Baton Rouge
2/23/76	9	-	W, 80-71	Knoxville
1/15/77	-	-	W, 108-102	Baton Rouge
2/12/77	11	-	W, 91-64	Knoxville
1/9/78	-	-	L, 87-121	Baton Rouge
2/6/78	-	-	L, 86-101	Knoxville
1/24/79	-	9	L, 75-77	Baton Rouge
1/29/79	-	9	L, 78-84	Knoxville
1/19/80	20	14	L, 74-75	Knoxville
2/16/80	-	6	L, 66-73	Baton Rouge
1/24/81	8	5	L, 63-80	Baton Rouge
2/21/81	8	4	L, 65-66	Knoxville
1/23/82	20	-	W, 77-67	Knoxville
2/20/82	-	-	W, 54-53	Baton Rouge
1/10/83	12	-	W, 59-58	Baton Rouge
2/7/83	-	-	W, 66-63	Knoxville
3/11/83	-	-	W, 74-71*	42-Birmingham
1/10/84	-	11	W, 70-69	Knoxville
2/6/84	-	14	L, 59-61*	Baton Rouge
1/12/85	-	-	L, 65-75	Baton Rouge
2/14/85	-	-	L, 82-87	Knoxville
1/11/86	-	8	W, 88-77	Knoxville
2/12/86	-	-	L, 50-75	Baton Rouge
1/8/87	-	-	L, 78-79	Knoxville
2/7/87	-	-	L, 58-60	Baton Rouge
1/13/88	-	-	L, 51-52	Knoxville
2/13/88	-	-	L, 73-92	Baton Rouge
1/11/89	17	-	W, 100-96	Knoxville
2/11/89	-	-	L, 106-122	Baton Rouge
3/10/89	-	-	W, 95-77	42-Knoxville
1/8/90	-	11	L, 94-111	Baton Rouge
2/10/90	-	11	L, 113-119	Knoxville
1/22/91	-	16	W, 92-89	Knoxville
2/23/91	-	19	L, 87-119	Baton Rouge
1/29/92	-	-	L, 82-97	Baton Rouge
3/13/92	-	23	L, 89-99	42-Birmingham
2/20/93	-	-	L, 74-81	Knoxville
2/5/94	-	-	L, 83-84	Baton Rouge
2/4/95	-	-	L, 52-56	Knoxville
2/14/96	-	-	W, 73-65	Baton Rouge
1/19/97	-	-	W, 66-52	Knoxville
1/31/98	-	-	W, 72-65	Baton Rouge
3/5/98	-	-	W, 73-62	42-Atlanta
1/6/99	-	-	W, 93-58	Knoxville
1/8/00	15	21	W, 64-59	Baton Rouge
3/3/01	-	-	W, 78-71	Knoxville
1/30/02	-	-	W, 61-58	Baton Rouge
3/1/03	-	-	L, 67-88	Knoxville
2/4/04	-	-	L, 67-84	Baton Rouge
2/5/05	-	-	W, 77-55	Knoxville
1/14/06	-	-	L, 74-88	Baton Rouge
2/6/07	-	-	W, 70-67	Knoxville
3/8/07	22	-	L, 67-76*	42-Atlanta
2/9/08	7	-	W, 47-45	Baton Rouge
1/28/09	-	-	L, 73-79	Knoxville
2/4/10	14	-	W, 59-54	Baton Rouge
3/11/10	15	-	W, 59-49	42-Nashville
1/26/11	-	-	W, 75-53	Knoxville
2/29/12	-	-	W, 74-69*	Baton Rouge
2/19/13	-	-	W, 82-72	Knoxville
1/7/14	-	-	W, 68-50	Baton Rouge
2/14/15	-	-	L, 55-73	Knoxville
3/4/15	-	-	W, 78-63	Baton Rouge
2/20/16	-	-	W, 81-65	Knoxville
3/11/16	-	-	L, 75-84	42-Nashville
3/1/17	-	-	L, 82-92	Baton Rouge
1/31/18	18	-	W, 84-61	Knoxville
2/23/19	5	13	L, 80-82*	Baton Rouge
1/4/20	-	-	L, 64-78	Knoxville
2/13/21	16	-	L, 65-78	Baton Rouge
1/8/22	18	21	L, 67-79	Baton Rouge
1/22/22	24	13	W, 64-50	Knoxville

LOUISIANA TECH				3-1
Date	AP Rank	Result	Site	
12/20/57	-	-	L, 61-68 9-Charlotte	
12/17/65	-	-	W, 71-55 17-Shreveport	
12/17/83	-	-	W, 71-61 38-Knoxville	
12/3/86	-	-	W, 63-56 Knoxville	

LOUISVILLE				8-12
Date	AP Rank	Result	Site	
2/19/13	-	-	W, 24-16 Louisville	
2/14/14	-	-	W, 32-17 Louisville	
2/19/15	-	-	W, 30-27 Louisville	
2/20/15	-	-	W, 20-15 Louisville	
2/24/16	-	-	W, 25-20 Louisville	
2/16/22	-	-	W, 28-22 Knoxville	
2/10/27	-	-	L, 26-28 Knoxville	
2/2/28	-	-	L, 29-49 Knoxville	
1/2/50	-	-	L, 63-74 Louisville	
12/23/50	-	-	L, 61-73 Louisville	
12/2/78	5	L	61-82 Louisville	
12/8/79	14	L	75-77 Knoxville	
3/20/83	2	L	57-70 1-Evansville	
3/29/85	-	-	W, 100-84 2-New York City	
12/20/01	-	-	L, 72-73 Louisville	
1/25/03	9	L	69-72 Knoxville	
1/25/04	5	L	62-65 Knoxville	
1/22/05	14	L	62-85 Louisville	
3/27/08	5	13	L, 60-79 1-Charlotte	
11/21/18	5	-	W, 92-81 25-New York City	

LOYOLA (CHICAGO)				0-1
Date	AP Rank	Result	Site	
3/17/18	13	-	L, 62-63 1-Dallas	

LOYOLA (NEW ORLEANS)				3-0
Date	AP Rank	Result	Site	
1/8/49	-	-	W, 73-57 Knoxville	
2/18/50	-	-	W, 62-39 New Orleans	
1/27/51	-	-	W, 64-60 Knoxville	

MANHATTAN				1-0
Date	AP Rank	Result	Site	
12/27/71	-	-	W, 76-70 27-Philadelphia	

MARQUETTE				3-5
Date	AP Rank	Result	Site	
12/5/72	14	5	L, 30-56 Milwaukee	
12/5/73	-	7	L, 65-67 Knoxville	
3/18/83	-	-	W, 57-56 1-Evansville	
12/13/86	-	-	L, 56-63 Milwaukee	
12/3/87	-	-	W, 82-56 Knoxville	
11/21/01	-	-	L, 74-85 16-Anchorage	
12/16/08	16	24	W, 80-68 55-Nashville	
11/30/14	-	-	L, 59-67 54-Orlando	

MARSHALL				7-3
Date	AP Rank	Result	Site	
2/1/37	-	-	W, 33-31 Knoxville	
2/5/38	-	-	L, 31-34 Knoxville	
2/4/39	-	-	W, 42-41 Knoxville	
2/3/40	-	-	L, 40-47 Knoxville	
1/2/41	-	-	W, 33-22 Knoxville	
1/6/41	-	-	L, 29-33 Huntington	
1/31/42	-	-	W, 48-37 Knoxville	
1/6/45	-	-	W, 48-40 Knoxville	
1/5/46	-	-	W, 44-31 Knoxville	
11/19/15	-	-	W, 84-74 Knoxville	

MARYLAND				2-2
Date	AP Rank	Result	Site	
12/5/49	-	-	W, 61-40 Knoxville	
12/20/63	-	-	W, 70-59 37-Blacksburg	
3/8/80	8	L	75-86 1-Greensboro	
11/25/84	-	-	L, 49-72 16-Anchorage	

MARYVILLE COLLEGE				26-10-1
Date	AP Rank	Result	Site	
1/9/10	-	-	W, 30-28 Maryville	
1/12/10	-	-	L, 28-35 Knoxville	
3/1/10	-	-	W, 19-16 Maryville	
1/14/11	-	-	W, 36-28 Maryville	
2/11/11	-	-	W, 41-24 Knoxville	
2/27/11	-	-	W, 33-29 Maryville	
12/16/11	-	-	W, 53-18 Knoxville	
1/11/13	-	-	W, 37-28 Knoxville	
1/17/14	-	-	W, 49-16 Maryville	
2/21/14	-	-	W, 36-15 Knoxville	
2/23/14	-	-	W, 40-19 Maryville	
1/20/17	-	-	L, 15-23 Knoxville	
2/27/17	-	-	W, 31-17 Knoxville	
3/5/17	-	-	W, 30-23 Maryville	
1/26/18	-	-	W, 28-19 Knoxville	
1/29/18	-	-	T, 20-20 Maryville	
2/19/19	-	-	L, 18-21 Knoxville	
1/23/20	-	-	W, 43-23 Knoxville	
1/30/20	-	-	L, 11-23 Maryville	
5/2/21	-	-	W, 35-30 Knoxville	
2/10/21	-	-	W, 32-17 Knoxville	
1/8/23	-	-	W, 18-15 Knoxville	
2/24/23	-	-	W, 23-21 Knoxville	
1/12/24	-	-	W, 26-17 Knoxville	
12/12/24	-	-	L, 18-20 Maryville	
2/25/24	-	-	W, 30-25 Knoxville	
1/14/25	-	-	W, 16-13 Knoxville	
1/23/25	-	-	L, 21-28 Maryville	
2/24/25	-	-	W, 34-15 Knoxville	
1/14/26	-	-	W, 37-22 Knoxville	
1/25/26	-	-	L, 28-29 Maryville	
1/10/27	-	-	L, 22-23 Knoxville	
1/24/27	-	-	L, 19-24 Maryville	
1/14/28	-	-	L, 20-25 Knoxville	
1/22/29	-	-	W, 30-23 Knoxville	
1/11/30	-	-	W, 36-25 Knoxville	
1/24/31	-	-	W, 40-27 Knoxville	

MASSACHUSETTS (UMASS)				4-0
Date	AP Rank	Result	Site	
2/5/03	-	-	W, 71-45 Knoxville	
1/3/04	-	-	W, 74-66 Amherst	
11/18/12	-	-	W, 83-69 57-Bayamon	
3/21/14	-	-	W, 86-67 1-Raleigh	

MEMPHIS				15-12
Date	AP Rank	Result	Site	
<i>(AS MEMPHIS STATE)</i>				
12/28/69	6	-	W, 72-51 4-Oklahoma City	
12/29/88	19	-	W, 76-74 Knoxville	
11/25/89	24	L	72-91 40-Memphis	
3/14/90	-	-	W, 73-71 2-Memphis	
11/27/90	-	-	L, 72-74 Knoxville	
12/14/91	-	-	W, 65-64 Memphis	
12/6/92	8	W	70-59 Knoxville	
12/2/93	-	-	L, 64-83 Memphis	
<i>(AS UNIVERSITY OF MEMPHIS)</i>				
12/17/94	-	-	L, 46-50 Knoxville	
12/16/95	6	L	55-57 Memphis	
12/15/96	-	-	W, 57-47 Knoxville	
12/20/97	-	-	W, 68-66 Memphis	
12/2/98	-	-	W, 68-67 Knoxville	
12/18/99	13	-	W, 74-69 Memphis	
12/15/00	6	-	W, 86-76 Knoxville	
12/15/01	-	-	L, 69-71 Memphis	
1/18/06	4	L	79-88 Memphis	
12/6/06	16	W	76-58 Knoxville	
2/23/08	2	1	W, 66-62 Memphis	
12/24/09	22	L	52-54 Knoxville	
12/31/09	14	-	W, 66-59 Memphis	
1/5/11	21	W	104-84 Knoxville	
11/22/11	8	L	97-99** 49-Maui	
1/4/12	-	-	L, 51-69 Memphis	
1/4/13	-	-	L, 80-85 Knoxville	
12/15/18	3	-	W, 102-92 Memphis	

12/14/19	19	13	L, 47-51	Knoxville
MERCER 4-4				
Date	AP Rank	Result		Site
2/7/13	-	-	L, 18-24	Macon
2/18/21	-	-	L, 20-28	Macon
1/26/24	-	-	L, 23-28	Knoxville
12/28/93	-	-	W, 67-45	Knoxville
3/20/13	-	-	L, 67-75	2-Knoxville
3/23/14	-	-	W, 83-63	1-Raleigh
12/22/14	-	-	W, 64-54	Knoxville
11/29/17	-	-	W, 84-60	Knoxville

MEXICO 2-0				
Date	AP Rank	Result		Site
2/7/33	-	-	W, 43-31	Knoxville
1/24/66	-	-	W, 121-42	Knoxville

MIAMI (FLA.) 3-1				
Date	AP Rank	Result		Site
12/17/54	-	-	W, 89-80	24-Montgomery
12/1/91	-	-	L, 60-72	31-San Juan
12/27/95	-	-	W, 56-54	Miami
12/22/96	-	-	W, 78-65	Knoxville

MIAMI (OHIO) 4-2				
Date	AP Rank	Result		Site
12/20/47	-	-	L, 51-54	Cincinnati
12/18/82	11	-	W, 69-62	38-Knoxville
12/28/88	19	-	W, 94-83	38-Knoxville
11/17/97	-	-	W, 75-74	Knoxville
11/19/98	18	-	L, 62-68	Oxford
12/1/99	18	-	W, 78-59	Knoxville

MICHIGAN 5-7				
Date	AP Rank	Result		Site
12/5/58	-	-	W, 80-66	22-Kent
12/19/59	-	-	L, 60-70	Ann Arbor
12/3/60	-	-	W, 75-64	Knoxville
12/1/65	2	L	63-71	Ann Arbor
12/1/66	-	-	W, 72-54	Knoxville
12/7/74	19	L	74-78	Ann Arbor
12/6/75	8	16	W, 82-81	Knoxville
12/29/84	13	W	81-77	Knoxville
12/2/85	3	W	52-87	Ann Arbor
3/18/11	-	-	L, 45-75	1-Charlotte
3/28/14	8	L	71-73	1-Indianapolis
3/19/22	5	-	L, 68-76	1-Indianapolis

MICHIGAN STATE 2-5				
Date	AP Rank	Result		Site
1/23/39	-	-	L, 31-35	Knoxville
1/6/40	-	-	L, 20-29	East Lansing
12/30/70	10	-	W, 81-70	35-Los Angeles
12/18/71	-	-	W, 85-61	38-Knoxville
12/21/93	-	-	L, 60-69	Knoxville
12/20/94	17	L	68-79	East Lansing
3/28/10	15	13	L, 69-70	1-St. Louis

MIDDLE TENNESSEE 9-2				
Date	AP Rank	Result		Site
3/18/88	-	-	L, 80-85	2-Murfreesboro
12/5/91	-	-	W, 86-83	Knoxville
12/10/99	16	-	W, 78-77	Knoxville
12/15/00	4	-	W, 99-83	Nashville
1/21/02	-	-	W, 74-56	Knoxville
11/10/06	25	-	W, 83-52	Knoxville
11/20/07	7	-	W, 109-40	Knoxville
11/21/08	14	-	W, 76-66	Murfreesboro
12/11/09	9	-	W, 75-54	52-Nashville
11/30/10	13	-	W, 86-56	Knoxville
3/19/12	-	-	L, 64-71	2-Knoxville

MILLIGAN 10-2				
Date	AP Rank	Result		Site
1/6/22	-	-	W, 31-14	Knoxville
1/22/23	-	-	W, 22-12	Knoxville

1/5/24	-	-	W, 24-11	Knoxville
2/16/31	-	-	W, 36-33	Knoxville
1/13/32	-	-	L, 26-32	Knoxville
1/16/33	-	-	L, 26-44	Knoxville
2/3/34	-	-	W, 31-26	Knoxville
12/20/39	-	-	W, 35-23	Knoxville
12/11/45	-	-	W, 50-38	Knoxville
12/7/46	-	-	W, 59-33	Knoxville
12/5/47	-	-	W, 76-36	Knoxville
12/13/47	-	-	W, 52-34	Johnson City

MILLSAPS 0-1				
Date	AP Rank	Result		Site
3/2/21	-	-	L, 28-29	44-Atlanta

MINNESOTA 1-0				
Date	AP Rank	Result		Site
12/17/79	-	-	W, 71-64	Knoxville

MISSISSIPPI (OLE MISS) 76-45
at Knoxville: 44-12
at Oxford: 27-26
Neutral: 5-7
SEC Tournament: 5-7
Biggest Win: 47 pts (102-55, Jan. 8, 1966 at Knoxville)
Biggest Loss: 23 pts (60-83, March 5, 2016, at Knoxville)
Longest Winning Streak: 11 games (Feb. 8, 1941 - Jan. 6, 1953)
Longest Losing Streak: 4 games (two times, Feb. 14, 1990 - Feb. 27, 1991 and Feb. 5, 1986 - Feb. 2, 1987)
Current Streak: Tennessee 1 game

Date	AP Rank	Result		Site
1/28/24	-	-	L, 17-36	Oxford
1/29/24	-	-	L, 13-24	Oxford
1/10/25	-	-	W, 15-13	Knoxville
2/12/27	-	-	L, 34-39	Knoxville
3/3/38	-	-	L, 40-45	42-Baton Rouge
2/8/41	-	-	W, 61-29	Knoxville
1/10/42	-	-	W, 42-39	Oxford
3/1/45	-	-	W, 59-37	42-Louisville
1/11/46	-	-	W, 65-42	Oxford
2/10/47	-	-	W, 61-28	Knoxville
3/5/48	-	-	W, 81-62	42-Louisville
3/4/49	-	-	W, 74-49	42-Louisville
2/25/50	-	-	W, 79-57	Knoxville
2/10/51	-	-	W, 67-65	Oxford
1/12/52	-	-	W, 76-69	Knoxville
1/6/53	-	-	W, 81-71	Oxford
2/15/54	-	-	L, 73-92	Knoxville
2/14/55	-	-	W, 84-78	Oxford
2/13/56	-	-	W, 65-63	Knoxville
2/11/57	-	-	W, 98-88	Oxford
2/10/58	-	-	W, 68-63	Knoxville
2/9/59	-	-	W, 85-82	Oxford
2/8/60	-	-	W, 81-71	Knoxville
2/13/61	-	-	L, 55-57	Oxford
2/12/62	-	-	L, 81-98	Knoxville
2/11/63	-	-	L, 78-85	Oxford
2/10/64	-	-	W, 92-54	Knoxville
2/8/65	-	-	W, 96-50	Oxford
1/8/66	-	-	W, 102-55	Knoxville
1/27/67	-	-	W, 62-49	Knoxville
2/4/67	-	-	L, 53-56	Oxford
1/27/68	6	-	W, 66-65	Oxford
2/3/68	6	-	W, 88-46	Knoxville
1/6/69	-	-	W, 59-54	Oxford
2/10/69	-	-	W, 61-45	Knoxville
1/5/70	6	-	L, 57-59**	Knoxville
2/9/70	-	-	W, 72-60	Oxford
1/4/71	10	-	W, 98-85	Oxford
2/8/71	11	-	W, 80-74	Knoxville
1/10/72	-	-	W, 73-70	Knoxville
2/14/72	-	-	W, 68-58	Oxford

1/8/73	-	-	L, 52-60	Oxford
2/12/73	-	-	W, 51-49	Knoxville
1/12/74	-	-	L, 57-69	Oxford
2/11/74	-	-	W, 65-57	Knoxville
1/11/75	18	-	W, 102-82	Knoxville
2/10/75	15	-	L, 81-88	Oxford
1/24/76	10	-	W, 56-53	Oxford
2/21/76	9	-	W, 105-81	Knoxville
1/17/77	-	-	W, 86-72	Oxford
2/14/77	11	-	W, 87-75	Knoxville
1/7/78	-	-	L, 68-73	Oxford
2/4/78	-	-	W, 86-67	Knoxville
1/3/79	-	-	W, 72-67	Oxford
1/27/79	-	-	L, 64-65	Knoxville
1/2/80	-	-	W, 66-65	Oxford
1/30/80	-	-	L, 59-66	Knoxville
2/28/80	-	-	L, 74-76	42-Birmingham
1/7/81	13	-	W, 73-68	Knoxville
2/4/81	10	-	L, 52-71	Oxford
3/5/81	10	-	L, 71-81	42-Birmingham
1/6/82	-	-	W, 62-55	Oxford
2/3/82	16	-	L, 53-55*	Knoxville
1/8/83	12	-	L, 55-56*	Oxford
2/5/83	-	-	W, 65-53	Knoxville
1/8/84	-	-	W, 83-59	Knoxville
2/4/84	-	-	L, 56-57	Oxford
1/5/85	-	-	W, 70-63	Oxford
2/6/85	-	-	L, 57-58	Knoxville
1/4/86	-	-	W, 74-66	Knoxville
2/5/86	-	-	L, 55-59	Oxford
3/5/86	-	-	L, 56-73	42-Lexington
1/31/87	-	-	L, 70-73*	Knoxville
2/2/87	-	-	L, 70-71	Oxford
1/6/88	-	-	W, 77-68*	Knoxville
2/6/88	-	-	L, 73-81	Oxford
11/28/88	-	-	W, 84-79	Oxford
2/15/89	-	-	W, 83-71	Knoxville
12/16/89	-	-	W, 71-67	Knoxville
2/14/90	-	-	L, 80-81	Oxford
3/9/90	-	-	L, 86-87	42-Orlando
1/26/91	-	-	L, 72-75	Oxford
2/27/91	-	-	L, 88-93	Knoxville
3/7/91	-	-	W, 94-85	42-Nashville
2/19/92	-	-	W, 98-86	Knoxville
1/30/93	-	-	W, 75-62	Oxford
2/16/94	-	-	W, 72-69	Knoxville
2/22/95	-	-	W, 75-61	Oxford
1/31/96	-	-	W, 67-52	Knoxville
1/22/97	-	-	L, 48-70	Oxford
1/17/98	-	11	W, 77-67	Knoxville
2/17/99	-	-	W, 69-67	Oxford
1/15/00	12	-	W, 98-60	Knoxville
2/10/01	10	25	L, 71-87	Oxford
3/9/01	-	14	L, 73-86	42-Nashville
1/6/02	-	-	W, 82-76	Knoxville
1/11/03	-	-	W, 66-64	Oxford
2/18/04	-	-	W, 83-66	Knoxville
2/19/05	-	-	L, 58-60	Oxford
2/4/06	13	-	W, 86-72	Knoxville
1/24/07	-	-	L, 69-83	Oxford
1/9/08	8	16	W, 85-83	Knoxville
2/18/09	-	-	L, 65-81	Oxford
1/16/10	9	21	W, 71-69*	Knoxville
3/12/10	15	-	W, 76-65	42-Nashville
1/29/11	-	-	W, 74-57	Oxford
2/22/12	-	-	W, 73-60	Knoxville
3/9/12	-	-	L, 72-77*	42-New Orleans
1/9/13	-	-	L, 74-92	Knoxville
2/14/13	-	23	L, 56-62	Oxford
1/29/14	-	-	W, 86-70	Knoxville
2/21/15	-	-	L, 57-59	Oxford
3/5/16	-	-	L, 60-83	Knoxville
1/17/17	-	-	L, 69-80	Oxford
2/8/17	-	-	W, 75-66	Knoxville
2/3/18	18	-	W, 94-61	Knoxville
2/24/18	19	-	W, 73-65	Oxford
2/27/19	7	-	W, 73-71	Oxford

OUTLOOK
PLAYERS
STAFF
REVIEW
RESULTS
RECORDS
HONORS
POSTSEASON
VOLTMANAC
MEDIA INFO



SERIES RESULTS

1/21/20	-	-	W, 73-48	Knoxville
2/2/21	11	-	L, 50-52	Oxford
1/5/22	18	-	W, 66-60*	Knoxville

MISSISSIPPI COLLEGE				1-0
Date	AP Rank	Result	Site	
2/25/22	-	-	W, 19-18	44-Atlanta

MISSISSIPPI STATE 88-44

at Knoxville: 47-11

at Starkville: 31-29

Neutral: 10-4

SEC Tournament: 10-3

Biggest Win: 33 pts (82-49, Jan. 8, 1972 at Knoxville)

Biggest Loss: 27 pts (68-95, Feb. 2, 1991 at Starkville)

Longest Winning Streak: 17 games (Feb. 14, 1939 - March 3, 1949)

Longest Losing Streak: 4 games (three times, last Jan. 5, 1994 - Jan. 27, 1996)

Current Streak: Tennessee 3 games

Date	AP Rank	Result	Site
------	---------	--------	------

(AS MISSISSIPPI A&M)

1/15/24	-	-	W, 20-17	Knoxville
1/30/24	-	-	L, 26-48	Starkville
2/29/24	-	-	L, 18-33	44-Atlanta

(AS MISSISSIPPI STATE COLLEGE)

1/5/38	-	-	L, 31-35	Knoxville
1/15/38	-	-	L, 31-34	Starkville
3/3/38	-	-	W, 41-34	42-Baton Rouge
1/14/39	-	-	L, 24-25	Starkville
2/14/39	-	-	W, 42-30	Knoxville
1/24/41	-	-	W, 37-28	Knoxville
2/27/41	-	-	W, 35-29	42-Louisville
2/27/42	-	-	W, 50-40	42-Louisville
1/8/43	-	-	W, 35-33	Starkville
2/6/43	-	-	W, 42-36	Knoxville
1/12/45	-	-	W, 41-26	Starkville
2/3/45	-	-	W, 44-27	Knoxville
1/12/46	-	-	W, 52-27	Starkville
2/4/46	-	-	W, 38-31	Knoxville
1/10/47	-	-	W, 35-34	Starkville
2/1/47	-	-	W, 65-36	Knoxville
1/12/48	-	-	W, 64-57	Knoxville
2/2/48	-	-	W, 47-46	Starkville
3/4/48	-	-	W, 73-52	42-Louisville
2/12/49	-	-	W, 63-58	Knoxville
3/3/49	-	-	W, 73-46	42-Louisville
1/23/50	17	-	L, 56-65	Starkville
2/12/51	-	-	W, 76-75	Starkville
2/23/52	-	-	W, 78-69	Knoxville
1/5/53	-	-	L, 63-65	Starkville
2/13/54	-	-	W, 97-81	Knoxville
2/12/55	-	-	W, 93-67	Starkville
2/11/56	-	-	L, 58-75	Knoxville
2/9/57	-	-	L, 90-97**	Starkville
2/8/58	17	-	W, 104-83	Knoxville

(AS MISSISSIPPI STATE UNIVERSITY)

2/7/59	-	11	L, 45-52	Starkville
2/6/60	-	-	W, 48-38	Knoxville
2/11/61	-	-	L, 67-72	Starkville
2/10/62	-	9	L, 67-91	Knoxville
2/9/63	-	8	L, 59-63	Starkville
2/8/64	-	-	W, 82-58	Knoxville
2/6/65	-	-	W, 77-57	Knoxville
1/15/66	-	-	L, 74-75**	Starkville
1/30/67	-	-	W, 67-45	Knoxville
3/6/67	8	-	W, 78-76***	Starkville
1/29/68	6	-	W, 65-57	Starkville
3/4/68	-	-	W, 63-51	Knoxville
1/4/69	-	-	L, 57-58	Starkville
2/8/69	-	-	W, 80-50	Knoxville
1/3/70	6	-	W, 58-56	Knoxville
2/7/70	-	-	W, 72-60	Starkville
1/2/71	10	-	L, 67-69	Starkville

2/6/71	11	-	W, 88-65	Knoxville
1/8/72	-	-	W, 82-49	Knoxville
2/12/72	-	-	W, 71-61	Starkville
1/6/73	-	-	W, 86-67	Starkville
2/10/73	-	-	W, 93-76	Knoxville
1/26/74	-	-	W, 70-61	Knoxville
2/25/74	-	-	L, 58-62	Starkville
1/25/75	-	-	W, 97-87	Starkville
2/24/75	-	-	W, 109-83	Knoxville
2/2/76	9	-	W, 75-66	Knoxville
3/1/76	11	-	W, 78-76	Starkville
1/24/77	14	-	W, 68-59	Knoxville
2/21/77	14	-	W, 76-68	Starkville
1/16/78	-	-	L, 68-70	Knoxville
2/13/78	-	-	L, 60-62	Starkville
1/8/79	-	18	L, 62-72	Knoxville
2/5/79	-	-	L, 84-90**	Starkville
1/17/80	20	-	W, 70-61	Starkville
2/13/80	-	-	W, 85-73	Knoxville
1/21/81	8	-	W, 81-57	Knoxville
2/18/81	8	-	W, 73-70	Starkville
1/20/82	20	-	W, 54-44	Starkville
2/17/82	-	-	W, 50-48	Knoxville
1/15/83	18	-	L, 74-75*	Knoxville
2/12/83	-	-	L, 66-75	Starkville
1/14/84	-	-	L, 56-63*	Starkville
2/11/84	-	-	W, 45-42	Knoxville
1/23/85	-	-	L, 66-82	Starkville
2/23/85	-	-	W, 79-64	Knoxville
1/22/86	-	-	W, 69-51	Knoxville
2/22/86	-	-	L, 49-57	Starkville
1/21/87	-	-	W, 74-61	Knoxville
2/21/87	-	-	L, 60-62	Starkville
1/27/88	-	-	W, 63-48	Starkville
2/27/88	-	-	W, 64-62	Knoxville
1/7/89	17	-	W, 86-85	Starkville
2/8/89	-	-	W, 81-71	Knoxville
1/6/90	-	-	W, 82-77	Knoxville
2/7/90	-	-	W, 84-83*	Starkville
1/2/91	-	-	L, 65-70	Knoxville
2/2/91	-	-	L, 68-95	Starkville
3/8/91	-	18	W, 87-70	42-Nashville
2/12/92	-	-	L, 76-94	Starkville
1/16/93	-	-	W, 92-75	Knoxville
1/5/94	-	-	L, 66-80	Starkville
3/10/94	-	-	L, 69-73	42-Memphis
2/18/95	-	23	L, 52-60	Knoxville
1/27/96	-	-	L, 59-60	Starkville
2/15/97	-	-	W, 54-53	Knoxville
2/17/98	-	-	W, 87-63	Starkville
2/6/99	-	-	L, 82-88	Knoxville
3/5/99	18	-	L, 56-62	42-Atlanta
2/6/00	6	-	W, 88-81	Starkville
1/20/01	4	-	W, 84-79	Knoxville
1/16/02	-	-	L, 91-92*	Starkville
3/5/03	-	23	W, 59-49	Knoxville
1/28/04	-	11	L, 60-82	Starkville
1/12/05	-	11	W, 64-63	Knoxville
1/25/06	19	-	W, 88-65	Starkville
1/7/07	19	-	W, 92-84	Knoxville
2/2/08	7	-	W, 76-71	Starkville
2/25/09	-	-	W, 81-76	Knoxville
3/15/09	-	-	L, 64-61	42-Tampa
3/6/10	16	-	W, 75-59	Starkville
2/26/11	-	-	L, 69-70	Knoxville
1/12/12	20	-	L, 58-62	Starkville
1/19/13	-	-	W, 72-57	Knoxville
3/14/13	-	-	W, 69-53	42-Nashville
2/26/14	-	-	W, 75-68	Starkville
1/7/15	-	-	W, 61-47	Starkville
2/3/15	-	-	L, 66-71	Knoxville
1/16/16	-	-	W, 80-75	Starkville
1/21/17	-	-	W, 91-74	Knoxville
2/4/17	-	-	L, 59-64	Starkville
2/27/18	16	-	W, 76-54	Starkville
3/9/18	13	-	W, 62-59	42-St. Louis
3/5/19	5	-	W, 71-54	Knoxville

3/15/19	8	-	W, 83-76	42-Nashville
2/1/20	-	-	L, 73-86	Starkville
1/26/21	18	-	W, 56-53	Knoxville
2/9/22	19	-	W, 72-63	Starkville
3/11/22	9	-	W, 72-59	42-Tampa

MISSOURI 11-8

at Knoxville: 5-3

at Columbia: 5-5

Neutral: 1-0

SEC Tournament: 0-0

Biggest Win: 24 pts (87-63, Jan. 8, 2019 at Columbia)

Biggest Loss: 25 pts (61-86, Dec. 20, 1961 in Knoxville)

Longest Winning Streak: 4 games (Jan. 8, 2019 - Dec. 30, 2020)

Longest Losing Streak: 3 games (Dec. 20, 1961 - Dec. 16, 1972)

Current Streak: Tennessee 1 game

Date	AP Rank	Result	Site	
12/20/61	-	-	L, 61-86	Knoxville
12/20/62	-	-	L, 47-54	Columbia
12/16/72	-	12	L, 57-67	38-Knoxville
12/21/74	-	-	W, 99-77	6-St. Petersburg
12/10/84	-	-	L, 61-70	Columbia
12/14/85	-	-	W, 67-54	Knoxville
3/9/13	-	-	W, 64-62	Knoxville
2/15/14	-	-	L, 70-75	Columbia
3/8/14	-	-	W, 72-45	Knoxville
1/17/15	-	-	W, 59-51	Columbia
2/13/16	-	-	L, 64-75	Columbia
2/18/17	-	-	W, 90-70	Knoxville
1/17/18	21	-	L, 55-59	Columbia
1/8/19	3	-	W, 87-63	Columbia
2/5/19	1	-	W, 72-60	Knoxville
1/7/20	-	-	W, 69-59	Columbia
12/30/20	7	12	W, 73-53	Columbia
1/23/21	6	19	L, 64-73	Knoxville
2/22/22	17	-	W, 80-61	Columbia

MISSOURI STATE 1-1

Date AP Rank Result Site

(AS SOUTHWEST MISSOURI STATE)

3/14/99 20 - L, 51-81 1-Charlotte

(AS MISSOURI STATE)

11/17/10 24 - W, 60-56 25-Knoxville

MONTANA STATE 3-0

Date AP Rank Result Site

12/6/77 - - W, 92-76 Knoxville

12/19/69 8 - W, 71-62 38-Knoxville

12/16/83 - - W, 64-41 38-Knoxville

MOREHEAD STATE 4-0

Date AP Rank Result Site

12/7/83 - - W, 75-63 Knoxville

12/7/94 - - W, 70-52 Knoxville

11/24/96 - - W, 85-63 Knoxville

12/23/13 - - W, 82-67 Knoxville

MURPHY COLLEGE 2-0

Date AP Rank Result Site

2/5/16 - - W, 43-16 Knoxville

2/11/16 - - W, 34-20 Sevierville

MURRAY STATE 4-0

Date AP Rank Result Site

2/24/45 - - W, 57-38 Knoxville

11/30/05 - - W, 64-53 Nashville

12/1/06 - - W, 89-64 Knoxville

11/12/19 - - W, 82-63 Knoxville



NAVY 2-0

Date	AP Rank	Result	Site
12/13/74	-	W, 86-59	38-Knoxville
12/27/83	-	W, 76-61	28-Honolulu

NEBRASKA 0-3

Date	AP Rank	Result	Site
12/13/03	-	L, 62-77	Lincoln
12/30/04	-	L, 61-62	Knoxville
11/28/15	-	L, 71-82	61-New York City

NEVADA-LAS VEGAS (UNLV) 0-1

Date	AP Rank	Result	Site
12/29/82	8	L, 54-70	20-Las Vegas

NEW MEXICO 2-2

Date	AP Rank	Result	Site
12/5/89	-	W, 96-85*	Knoxville
12/20/90	-	L, 80-83	Albuquerque
1/4/03	-	W, 71-64	Knoxville
12/18/04	-	L, 58-77	Albuquerque

NEW MEXICO A&M 0-1

Date	AP Rank	Result	Site
12/30/55	-	L, 64-74	Knoxville

NEW ORLEANS 1-0

Date	AP Rank	Result	Site
12/11/82	14	W, 76-74	Knoxville

NEW YORK UNIVERSITY 1-0

Date	AP Rank	Result	Site
12/25/44	-	W, 50-48	New York City

NIAGARA 1-2

Date	AP Rank	Result	Site	
12/27/69	6	-	L, 68-69	4-Okla. City
12/28/72	-	L, 62-66	12-New York City	
12/15/78	-	W, 100-80	38-Knoxville	

UNC ASHEVILLE 11-0

Date	AP Rank	Result	Site	
11/19/97	-	W, 75-69	Knoxville	
11/24/99	17	-	W, 79-63	Knoxville
11/30/00	7	-	W, 85-59	Knoxville
12/30/03	-	W, 80-57	Knoxville	
12/19/07	12	-	W, 86-73	Knoxville
12/3/08	10	-	W, 87-69	Knoxville
11/17/09	10	-	W, 124-49	Knoxville
12/20/11	-	W, 72-68	Knoxville	
11/15/12	-	W, 75-68	57-Bayamon	
11/13/15	-	W, 82-78	Knoxville	
11/5/19	-	W, 78-63	Knoxville	

NORTH CAROLINA 2-10

Date	AP Rank	Result	Site	
2/21/11	-	L, 21-40	Chapel Hill	
2/25/27	-	L, 17-32	44-Atlanta	
1/5/29	-	L, 26-28	Knoxville	
2/26/32	-	L, 25-35	45-Atlanta	
1/5/47	-	L, 43-52	Chapel Hill	
1/31/49	-	W, 84-56	Knoxville	
3/24/00	11	-	L, 69-74	1-Austin
11/23/04	11	L, 81-94	49-Maui	
11/24/06	22	L, 87-101	25-New York City	
12/11/16	-	L, 71-73	Chapel Hill	
12/17/17	20	L, 73-78	Knoxville	
11/21/21	17	W, 89-72	65-Uncasville	

UNC CHARLOTTE 5-5

Date	AP Rank	Result	Site	
12/4/76	15	-	W, 69-67	Knoxville
12/18/84	-	W, 86-76	Knoxville	
12/20/86	-	W, 86-69	38-Knoxville	
2/24/92	-	L, 65-72	Charlotte	
1/18/93	-	W, 80-70	Knoxville	
11/29/95	-	L, 76-79	Knoxville	

12/28/96	-	L, 51-72	Charlotte	
3/16/01	-	L, 63-70	1-Dayton	
1/6/10	16	-	W, 88-71	Knoxville
12/17/10	7	-	L, 48-49	Charlotte

UNC GREENSBORO 3-0

Date	AP Rank	Result	Site	
12/22/98	-	W, 92-60	Knoxville	
11/11/11	-	W, 92-63	Knoxville	
12/11/21	13	-	W, 76-36	Knoxville

UNC WILMINGTON 2-0

Date	AP Rank	Result	Site	
12/21/85	-	W, 85-57	38-Knoxville	
11/14/06	24	-	W, 87-75	25-Nashville

NORTH CAROLINA A&T 2-0

Date	AP Rank	Result	Site	
11/27/07	11	-	W, 93-59	Knoxville
12/23/09	16	-	W, 99-78	Knoxville

NORTH CAROLINA STATE 4-7

Date	AP Rank	Result	Site	
3/1/29	-	L, 32-48	45-Atlanta	
12/2/61	-	L, 64-71	Raleigh	
1/26/65	-	W, 65-54	Memphis	
3/1/67	8	-	W, 65-62	Greensboro
2/25/91	-	L, 82-90	Knoxville	
1/27/92	-	W, 92-78	Raleigh	
2/13/93	-	L, 72-74	Raleigh	
2/7/94	-	L, 70-72*	Knoxville	
12/18/13	-	L, 58-65	Knoxville	
12/17/14	-	L, 72-83	Raleigh	
11/24/17	-	W, 67-58	58-Paradise Island	

NORTH TEXAS 1-0

Date	AP Rank	Result	Site
11/30/73	-	W, 80-71	Knoxville

NORTHERN MICHIGAN 1-0

Date	AP Rank	Result	Site
12/1/70	-	W, 90-68	Knoxville

NORTHWESTERN 0-1

Date	AP Rank	Result	Site
12/21/77	-	L, 86-93	30-Las Vegas

NOTRE DAME 0-1

Date	AP Rank	Result	Site
3/11/79	20	L, 67-73	1-Murfreesboro

OAKLAND 1-2

Date	AP Rank	Result	Site	
12/14/11	7	-	L, 82-89	Knoxville
11/28/11	-	L, 81-89	Oakland	
11/26/12	-	W, 77-50	Knoxville	

OHIO NORTHERN 1-0

Date	AP Rank	Result	Site
11/25/83	-	W, 40-33	Knoxville

OHIO 3-2

Date	AP Rank	Result	Site	
2/20/26	-	L, 30-50	Athens	
12/30/44	-	W, 40-36	Buffalo	
3/17/69	-	W, 75-64	2-New York City	
12/21/87	-	L, 70-72	Knoxville	
3/20/10	15	-	W, 83-68	1-Providence

OHIO STATE 2-4

Date	AP Rank	Result	Site	
12/9/78	-	L, 78-86	Knoxville	
12/22/79	-	L, 65-91	Columbus	
1/13/07	16	L, 66-68	Columbus	
3/22/07	25	L, 84-85	1-San Antonio	
1/19/08	6	-	W, 74-69	Knoxville
3/26/10	15	W, 76-73	1-St. Louis	

OKLAHOMA 1-0

Date	AP Rank	Result	Site
12/13/68	-	W, 55-49	38-Knoxville

OKLAHOMA CITY 1-0

Date	AP Rank	Result	Site	
12/22/82	9	-	W, 99-56	Knoxville

OKLAHOMA STATE 1-3

Date	AP Rank	Result	Site	
12/22/05	23	-	L, 73-89	4-Oklahoma City
12/18/06	-	L, 79-77	Nashville	
3/20/09	-	L, 75-77	1-Dayton	
11/16/12	-	L, 45-62	57-Bayamon	

OREGON 1-1

Date	AP Rank	Result	Site
12/29/64	-	W, 70-63	14-Portland
11/22/16	-	L, 65-69*	49-Maui

OREGON STATE 1-4

Date	AP Rank	Result	Site	
12/30/64	-	L, 27-48	14-Portland	
12/23/70	12	-	W, 89-61	Knoxville
12/10/89	-	L, 90-96*	Knoxville	
12/22/90	-	L, 66-82	Corvallis	
3/19/21	-	L, 56-70	1-Indianapolis	

PENNSYLVANIA 1-0

Date	AP Rank	Result	Site	
12/29/75	10	-	W, 77-70	33-New Orleans

PENN STATE 1-2

Date	AP Rank	Result	Site
12/17/71	-	W, 57-55	38-Knoxville
12/2/95	-	L, 57-69	Knoxville
12/7/96	-	L, 41-42*	State College

PEPPERDINE 1-0

Date	AP Rank	Result	Site
12/29/87	-	W, 96-75	38-Knoxville

PITTSBURGH 4-2

Date	AP Rank	Result	Site	
12/29/61	-	W, 84-83	13-Evansville	
12/29/81	-	L, 54-55	14-Portland	
12/6/98	-	L, 56-53	Knoxville	
12/4/99	18	-	W, 76-50	Pittsburgh
12/11/10	11	3	W, 83-76	55-Pittsburgh
12/3/11	-	L, 56-61	55-Knoxville	

PORTLAND 1-1

Date	AP Rank	Result	Site
12/28/64	-	W, 70-59	14-Portland
12/27/81	-	L, 62-71	14-Portland

PRAIRIE VIEW 1-0

Date	AP Rank	Result	Site	
11/16/07	7	-	W, 89-75	51-Knoxville

PRESBYTERIAN 4-0

Date	AP Rank	Result	Site	
12/18/12	-	W, 78-62	Knoxville	
12/6/16	-	W, 90-50	Knoxville	
11/10/17	-	W, 88-53	Knoxville	
11/30/21	13	-	W, 86-44	Knoxville

PRINCETON 1-0

Date	AP Rank	Result	Site
12/28/59	-	W, 79-71	Knoxville

PROVIDENCE 1-1

Date	AP Rank	Result	Site	
12/19/70	14	-	W, 77-58	38-Knoxville
12/28/73	-	L, 60-64	28-Honolulu	

SERIES RESULTS

PURDUE				2-3	
Date	AP Rank	Result	Site		
12/6/80	-	-	W, 78-69	Knoxville	
11/28/81	-	-	L, 68-82	West Lafayette	
11/23/09	9	6	L, 72-73	56-St. Thomas	
11/22/17	-	18	W, 78-75*	58-Paradise Island	
3/28/19	6	13	L, 94-99*	1-Louisville	

RADFORD				3-0	
Date	AP Rank	Result	Site		
1/13/93	-	-	W, 105-63	Knoxville	
1/2/00	16	-	W, 72-46	Knoxville	
12/17/01	-	-	W, 72-66	Knoxville	

RHODE ISLAND				0-1	
Date	AP Rank	Result	Site		
3/17/45	-	-	L, 44-51	2-New York City	

RICE				1-3	
Date	AP Rank	Result	Site		
12/22/51	-	-	L, 60-64	Knoxville	
12/19/53	-	-	L, 66-78	Knoxville	
12/3/62	-	-	W, 75-52	Knoxville	
12/6/63	-	-	L, 56-61	Houston	

RICHMOND				3-0	
Date	AP Rank	Result	Site		
12/2/64	-	-	W, 97-66	Knoxville	
12/1/67	-	-	W, 93-45	Knoxville	
12/22/84	-	-	W, 77-64	Knoxville	

ROANOKE				1-0	
Date	AP Rank	Result	Site		
1922	-	-	W, 33-28	Roanoke	

ROLLINS				1-0	
Date	AP Rank	Result	Site		
11/29/80	-	-	W, 94-58	Knoxville	

RUTGERS				2-0	
Date	AP Rank	Result	Site		
3/14/69	-	-	W, 67-51	2-New York City	
11/19/92	-	-	W, 87-79	25-Piscataway	

SAINT LOUIS				0-1	
Date	AP Rank	Result	Site		
12/27/65	-	-	L, 57-59	28-Honolulu	

SAMFORD				2-0	
Date	AP Rank	Result	Site		
11/28/77	-	-	W, 83-79	Knoxville	
12/19/18	3	-	W, 83-70	Knoxville	

SAN DIEGO STATE				3-0	
Date	AP Rank	Result	Site		
12/29/79	-	-	W, 96-77	8-San Diego	
12/21/88	19	-	W, 77-75	23-San Diego	
3/18/10	15	-	W, 62-59	1-Providence	

SAN FRANCISCO				1-2	
Date	AP Rank	Result	Site		
12/18/70	14	-	W, 79-59	38-Knoxville	
12/10/76	15	6	L, 77-86	36-Salt Lake City	
12/2/77	-	5	L, 75-84	15-Tempe	

SAN JOSE STATE				2-0	
Date	AP Rank	Result	Site		
12/22/78	-	-	W, 73-68	7-Santa Clara	
12/28/82	8	-	W, 50-42	2-Las Vegas	

SANTA CLARA				2-0	
Date	AP Rank	Result	Site		
12/29/73	-	-	W, 80-76	28-Honolulu	
11/27/14	-	-	W, 64-57	54-Orlando	

SAVANNAH STATE				1-0	
Date	AP Rank	Result	Site		
3/13/12	-	-	W, 65-51	2-Knoxville	

ST. FRANCIS (N.Y.)				1-0	
Date	AP Rank	Result	Site		
12/17/82	11	-	W, 70-51	38-Knoxville	

ST. FRANCIS (PA.)				1-0	
Date	AP Rank	Result	Site		
12/26/69	6	-	W, 82-59	4-Oklahoma City	

ST. JOHN'S				3-5	
Date	AP Rank	Result	Site		
12/26/42	-	-	L, 41-52	New York City	
12/2/48	-	-	L, 45-67	New York City	
3/20/71	17	-	W, 84-83	2-New York City	
12/27/72	-	-	L, 55-56	12-New York City	
12/9/75	7	-	L, 70-79	New York City	
12/18/76	-	20	W, 86-81	Knoxville	
12/4/79	-	9	W, 97-80	Knoxville	
11/24/01	-	-	L, 55-69	16-Anchorage	

ST. JOSEPH'S (PA.)				2-2	
Date	AP Rank	Result	Site		
12/4/48	-	-	L, 68-83	Philadelphia	
12/9/97	-	-	W, 74-54	Knoxville	
12/10/98	21	-	L, 53-55	Philadelphia	
12/21/20	8	-	W, 102-66	Knoxville	

ST. MARY'S COLLEGE				0-1	
Date	AP Rank	Result	Site		
2/17/09	-	-	L, 23-26	St. Mary	

ST. PETER'S				1-0	
Date	AP Rank	Result	Site		
3/14/84	-	-	W, 54-40	2-Knoxville	

ST. THOMAS				3-0	
Date	AP Rank	Result	Site		
<i>(AS BISCAYNE COLLEGE)</i>					
11/29/75	9	-	W, 81-63	Knoxville	
11/24/78	-	-	W, 72-68	Knoxville	
11/27/82	13	-	W, 84-59	Knoxville	

SETON HALL				2-1	
Date	AP Rank	Result	Site		
12/11/76	15	-	W, 99-90	36-Salt Lake City	
12/23/78	-	-	W, 94-80	7-Santa Clara	
11/21/92	-	6	L, 64-72	25-E. Rutherford	

SEWANEE				20-1	
Date	AP Rank	Result	Site		
1/20/24	-	-	W, 46-20	Knoxville	
2/14/28	-	-	L, 31-39	Knoxville	
2/22/29	-	-	W, 22-15	Sewanee	
2/6/30	-	-	W, 37-26	Knoxville	
1/15/36	-	-	W, 41-18	Knoxville	
2/19/36	-	-	W, 46-35	Sewanee	
1/19/37	-	-	W, 47-12	Knoxville	
2/20/37	-	-	W, 36-23	Sewanee	
1/18/38	-	-	W, 39-20	Knoxville	
2/22/38	-	-	W, 33-27	Sewanee	
1/18/39	-	-	W, 51-27	Knoxville	
2/22/39	-	-	W, 44-20	Sewanee	
1/26/40	-	-	W, 46-19	Sewanee	
2/10/40	-	-	W, 36-28	Knoxville	
12/5/50	-	-	W, 74-51	Knoxville	
12/15/56	-	-	W, 79-48	Knoxville	
12/17/57	-	-	W, 89-40	Sewanee	
1/20/58	13	-	W, 92-39	Knoxville	
12/15/62	-	-	W, 65-45	Knoxville	
12/11/63	-	-	W, 55-31	Knoxville	
12/9/64	-	-	W, 77-42	Knoxville	

SIENA				1-0	
Date	AP Rank	Result	Site		
11/27/08	12	-	W, 78-64	54-Orlando	

SOUTH ALABAMA				1-0	
Date	AP Rank	Result	Site		
1/4/06	-	-	W, 87-69	Knoxville	

SOUTH CAROLINA				50-28	
----------------	--	--	--	-------	--

at Knoxville: 30-9

at Columbia: 17-17

Neutral: 3-2

SEC Tournament: 3-2

Biggest Win: 29 pts (86-57, Jan. 9, 1999 at Knoxville)

Biggest Loss: 34 pts (60-94, Jan. 23, 2002 at Knoxville)

Longest Winning Streak: 15 games (Jan. 12, 2008 - Jan. 20, 2015)

Longest Losing Streak: 6 games (March 4, 1995 - Jan. 21, 1998)

Current Streak: Tennessee 3 games

Date	AP Rank	Result	Site	
1/15/27	-	-	L, 24-39	Columbia
12/28/28	-	-	W, 29-20	Knoxville
12/29/28	-	-	W, 22-14	Knoxville
1/5/33	-	-	L, 29-33	Knoxville
12/18/37	-	-	W, 31-21	Columbia
1/9/39	-	-	W, 44-18	Knoxville
12/21/54	-	-	W, 96-82	Knoxville
12/19/56	-	-	W, 94-81	Knoxville
12/17/59	-	-	W, 94-80	Knoxville
12/4/61	-	-	L, 66-79	Columbia
12/6/69	-	1	W, 55-54	Columbia
12/2/72	14	16	W, 55-45	Knoxville
12/17/88	16	-	L, 81-83*	Knoxville
12/18/89	-	-	W, 67-60	Columbia
1/15/92	-	-	L, 59-73	Columbia
2/29/92	-	-	W, 87-64	Knoxville
3/12/92	-	-	W, 70-63	42-Birmingham
1/6/93	-	-	L, 85-95	Knoxville
1/20/93	-	-	L, 107-111**	Columbia
1/19/94	-	-	L, 62-64	Columbia
2/26/94	-	-	L, 64-72	Knoxville
1/11/95	-	-	W, 61-57	Knoxville
3/4/95	-	-	L, 50-66	Columbia
1/10/96	-	-	L, 58-62	Knoxville
2/28/96	-	-	L, 52-66	Columbia
1/8/97	-	-	L, 41-73	Columbia
2/22/97	-	9	L, 58-69	Knoxville
1/21/98	-	14	L, 51-81	Columbia
2/7/98	-	13	W, 70-69	Knoxville
1/9/99	-	-	W, 86-57	Knoxville
2/20/99	-	-	W, 65-50	Columbia
1/5/00	15	-	W, 60-52	Columbia
1/29/00	11	-	W, 73-66	Knoxville
3/10/00	6	-	L, 68-75	42-Atlanta
1/13/01	4	-	W, 79-71	Knoxville
2/27/01	-	-	W, 68-67*	Columbia
1/23/02	-	-	L, 60-94	Knoxville
2/9/02	-	-	L, 54-72	Columbia
1/29/03	-	-	W, 60-56	Knoxville
1/19/03	-	-	L, 63-77	Columbia
1/17/04	-	-	L, 65-85	Columbia
3/6/04	-	-	W, 63-56	Knoxville
1/15/05	-	-	L, 63-66	Columbia
2/23/05	-	-	W, 80-72	Knoxville
1/18/06	-	-	W, 76-69	Columbia
1/28/06	19	-	W, 81-65	Knoxville
3/10/06	14	-	L, 71-79	42-Nashville
1/20/07	22	-	W, 64-61	Knoxville
2/17/07	-	-	L, 64-81	Columbia
1/12/08	8	-	W, 80-56	Columbia
3/9/08	4	-	W, 89-56	Knoxville
3/14/08	4	-	W, 89-87	42-Atlanta
1/17/09	24	-	W, 82-79	Knoxville



3/5/09	-	-	W, 86-70	Columbia
2/6/10	14	-	W, 79-53	Knoxville
2/20/10	20	-	W, 63-55	Columbia
2/16/11	-	-	W, 73-67	Knoxville
3/3/11	-	-	W, 73-69	Columbia
2/8/12	-	-	W, 69-57	Knoxville
2/25/12	-	-	W, 73-64	Columbia
2/10/13	-	-	W, 66-61	Columbia
2/28/14	-	-	W, 72-53	Knoxville
3/14/14	-	-	W, 59-44	42-Atlanta
1/20/15	-	-	W, 66-62	Columbia
3/7/15	-	-	L, 49-60	Knoxville
1/23/16	24	-	W, 78-69	Knoxville
2/24/16	-	-	L, 58-84	Columbia
1/11/17	-	-	L, 70-83	Knoxville
2/25/17	-	-	L, 55-82	Columbia
1/20/18	21	-	W, 70-63	Columbia
2/13/18	18	-	W, 70-67	Knoxville
1/29/19	1	-	W, 92-70	Columbia
2/13/19	1	-	W, 85-73	Knoxville
1/11/20	-	-	W, 56-55	Knoxville
2/15/20	-	-	L, 61-63	Columbia
2/17/21	19	-	W, 93-73	Knoxville
1/11/22	22	-	W, 66-46	Knoxville
2/5/22	22	-	W, 81-57	Columbia

SOUTH FLORIDA 6-0

Date	AP Rank	Result	Site	
12/10/73	-	-	W, 117-90	Knoxville
11/27/76	16	-	W, 94-64	Knoxville
1/30/95	-	-	W, 62-57	Tampa
12/22/95	-	-	W, 54-43	Knoxville
12/19/98	-	-	W, 75-68*	Tampa
11/29/99	18	-	W, 102-90	Knoxville

SOUTHERN CALIFORNIA (USC) 4-3

Date	AP Rank	Result	Site	
12/28/67	4	-	W, 78-68	21-Los Angeles
12/27/86	-	-	L, 76-81*	Knoxville
12/12/87	-	-	W, 74-61	Los Angeles
12/18/96	-	-	W, 71-59	Knoxville
12/30/97	-	-	W, 74-70	Los Angeles
12/19/09	9	-	L, 55-77	Los Angeles
12/21/10	19	-	L, 64-65	Knoxville

SOUTHERN ILLINOIS 2-0

Date	AP Rank	Result	Site	
12/14/68	-	-	W, 54-41	38-Knoxville
12/22/99	11	-	W, 87-74	26-Bayamon

SOUTHERN METHODIST 2-0

Date	AP Rank	Result	Site	
12/7/00	6	-	W, 85-76	Knoxville
12/6/01	-	-	W, 79-62	Dallas

SOUTHERN MISSISSIPPI 1-0

Date	AP Rank	Result	Site	
12/14/84	-	-	W, 89-73	38-Knoxville

SOUTHEASTERN LOUISIANA 1-0

Date	AP Rank	Result	Site	
11/27/85	-	-	W, 79-58	Knoxville

SPRINGFIELD 1-0

Date	AP Rank	Result	Site	
12/15/55	-	-	W, 76-33	Knoxville

STANFORD 2-0

Date	AP Rank	Result	Site	
12/22/56	-	-	W, 51-47	Knoxville
11/22/04	-	-	W, 69-57	49-Maui

SYRACUSE 3-3

Date	AP Rank	Result	Site	
12/15/72	-	-	W, 87-83	38-Knoxville
3/13/77	7	10	L, 88-93*	1-Baton Rouge
12/9/92	-	15	L, 81-87	Knoxville

11/28/93	-	20	L, 65-98	Syracuse
12/22/00	4	12	W, 83-70	Syracuse
1/19/02	-	8	W, 66-62	Knoxville

TAMPA 2-1

Date	AP Rank	Result	Site	
12/20/48	-	-	W, 74-50	Tampa
12/21/49	-	-	L, 63-66	Chattanooga
12/21/68	-	-	W, 53-51	Tampa

TEMPLE 3-3

Date	AP Rank	Result	Site	
12/27/44	-	-	L, 31-33	Philadelphia
12/29/45	-	-	W, 43-36	Philadelphia
3/20/69	-	-	L, 58-63	2-New York City
12/15/73	-	-	W, 11-6	38-Knoxville
11/9/07	7	-	W, 80-63	Knoxville
12/13/08	8	-	L, 72-88	Philadelphia

UT CHATTANOOGA 34-6

Date	AP Rank	Result	Site	
<i>(AS UNIVERSITY OF CHATTANOOGA)</i>				
1/24/13	-	-	W, 27-18	Chattanooga
2/5/13	-	-	W, 24-23	Chattanooga
2/18/14	-	-	W, 32-7	Knoxville
2/28/14	-	-	W, 34-18	Chattanooga
1/14/16	-	-	W, 39-22	Chattanooga
1/29/16	-	-	W, 31-22	Knoxville
2/20/19	-	-	L, 22-27	Chattanooga
2/15/21	-	-	L, 18-19	Chattanooga
1/18/22	-	-	L, 18-19	Knoxville
1/31/25	-	-	L, 14-25	Chattanooga
1/12/26	-	-	W, 37-23	Knoxville
1/20/33	-	-	W, 43-30	Knoxville
2/6/34	-	-	W, 43-28	Knoxville
1/7/36	-	-	W, 45-22	Knoxville
2/1/36	-	-	W, 44-16	Chattanooga
1/12/37	-	-	W, 35-15	Knoxville
2/19/37	-	-	W, 28-20	Chattanooga
1/25/38	-	-	W, 38-18	Knoxville
2/7/38	-	-	W, 37-31	Chattanooga
1/27/41	-	-	W, 53-18	Knoxville
2/9/42	-	-	W, 45-12	Knoxville
1/31/48	-	-	W, 79-64	Chattanooga
2/19/49	-	-	W, 94-75	Chattanooga
12/10/49	-	-	W, 65-50	Knoxville
12/9/50	-	-	W, 61-54	Knoxville
12/10/52	-	-	W, 63-54	Knoxville
12/1/60	-	-	W, 81-51	Knoxville
<i>(AS UNIV. OF TENNESSEE AT CHATTANOOGA)</i>				
12/1/82	14	-	W, 55-49	Chattanooga
3/19/84	-	-	W, 68-66	2-Knoxville
12/3/88	20	-	W, 91-76	Knoxville
12/2/90	-	-	W, 92-69	Knoxville
11/24/98	25	-	W, 85-74	Knoxville
11/17/00	9	-	W, 88-66	Knoxville
12/5/04	-	-	L, 68-69	Knoxville
12/5/07	10	-	W, 76-70	Chattanooga
11/15/08	14	-	W, 114-75	Knoxville
11/12/10	23	-	W, 82-62	Knoxville
1/2/12	-	-	W, 76-63	Knoxville
11/1/16	-	-	L, 69-82	Knoxville
11/25/19	17	-	W, 58-46	Knoxville

UT MARTIN 5-0

Date	AP Rank	Result	Site	
11/26/93	-	-	W, 97-80	Knoxville
12/30/02	-	-	W, 77-50	Knoxville
11/18/08	14	-	W, 91-64	Knoxville
12/29/10	-	-	W, 68-62	Knoxville
11/9/21	18	-	W, 90-62	Knoxville

TENNESSEE STATE 6-0

Date	AP Rank	Result	Site	
11/23/90	-	-	W, 91-75	Knoxville
11/15/98	18	-	W, 91-69	Knoxville
11/28/03	-	-	W, 81-56	Knoxville

11/22/13	-	-	W, 88-67	Knoxville
12/27/14	-	-	W, 67-46	Knoxville
12/29/15	-	-	W, 74-69	Knoxville

TENNESSEE TECH 26-1

Date	AP Rank	Result	Site	
12/11/39	-	-	W, 37-23	Knoxville
12/7/40	-	-	W, 46-27	Knoxville
12/6/41	-	-	W, 42-23	Knoxville
12/5/42	-	-	W, 44-27	Knoxville
12/8/44	-	-	W, 44-28	Knoxville
12/3/45	-	-	W, 52-26	Knoxville
12/9/46	-	-	W, 65-22	Knoxville
12/11/47	-	-	W, 57-33	Knoxville
12/8/48	-	-	W, 58-45	Knoxville
12/3/49	-	-	W, 69-62	Knoxville
3/14/85	-	-	W, 65-62	2-Cookeville
11/25/88	-	-	W, 118-86	Knoxville
12/3/92	-	-	W, 96-78	Knoxville
2/1/94	-	-	W, 97-78	Knoxville
11/27/94	-	-	W, 74-54	Knoxville
1/15/96	-	-	W, 65-53	Knoxville
12/4/96	-	-	L, 62-73	Knoxville
12/2/97	-	-	W, 83-69	Knoxville
11/16/01	-	-	W, 72-63	Knoxville
12/22/03	-	-	W, 79-61	Knoxville
12/28/06	21	-	W, 101-77	Knoxville
12/7/13	-	-	W, 84-63	Knoxville
12/19/14	-	-	W, 61-58	Knoxville
12/13/16	-	-	W, 74-68	Knoxville
12/29/18	3	-	W, 96-53	Knoxville
12/18/20	10	-	W, 103-49	Knoxville
11/26/21	15	-	W, 80-69	Knoxville

TENNESSEE WESLEYAN 12-2

Date	AP Rank	Result	Site	
1/5/27	-	-	L, 20-23	Knoxville
1/6/28	-	-	L, 35-36	Knoxville
1/12/29	-	-	W, 36-19	Knoxville
1/15/30	-	-	W, 43-20	Knoxville
1/12/31	-	-	W, 47-25	Knoxville
2/2/32	-	-	W, 33-23	Knoxville
2/11/33	-	-	W, 51-11	Knoxville
12/19/33	-	-	W, 41-19	Knoxville
12/15/34	-	-	W, 65-20	Knoxville
12/14/35	-	-	W, 44-22	Knoxville
12/9/36	-	-	W, 36-20	Knoxville
12/11/37	-	-	W, 42-15	Knoxville
12/15/38	-	-	W, 29-24	Knoxville
1/31/40	-	-	W, 43-21	Knoxville

TEXAS 3-4

Date	AP Rank	Result	Site	
12/18/52	-	-	W, 66-59	Knoxville
12/21/60	-	-	L, 73-77	5-Little Rock
12/14/04	15	L	L, 70-95	49-Maui
12/17/05	6	W	W, 95-78	Austin
12/23/06	-	-	W, 111-105*	Knoxville
11/24/07	7	15	L, 78-97	51-Newark, N.J.
1/29/22	18	-	L, 51-52	60-Austin

TEXAS A&M 11-6
 at Knoxville: 5-4
 at College Station: 4-2
 Neutral: 2-0
SEC Tournament: 1-0
Biggest Win: 24 pts (108-84, Dec. 2, 2003 at Knoxville)
Biggest Loss: 17 pts (66-83, Dec. 4, 2002 at College Station)
Longest Winning Streak: 3 games, twice (last Dec. 29, 2016 - Feb. 2, 2019)
Longest Losing Streak: 4 games (Jan. 11, 2014 - Jan. 9, 2016)
Current Streak: Tennessee 3 games

SERIES RESULTS

Date	AP Rank	Result	Site
12/15/51	-	W, 60-52	Knoxville
12/7/85	-	W, 88-70	Knoxville
12/28/85	-	W, 70-64	33-New Orleans
12/4/02	-	L, 66-83	College Station
12/2/03	-	W, 108-84	Knoxville
2/23/13	-	W, 93-85****	College Station
1/11/14	-	L, 56-57	Knoxville
2/22/14	-	L, 65-68*	College Station
1/24/15	-	L, 61-67	Knoxville
1/9/16	- 21	L, 88-92	Knoxville
12/29/16	-	W, 73-63	College Station
1/13/18	24	- W, 75-62	Knoxville
2/2/19	1	- W, 93-76	College Station
1/28/20	-	L, 58-63	Knoxville
1/9/21	9	- W, 68-54	College Station
2/1/22	22	- W, 90-80	Knoxville
3/13/22	9	- W, 65-50	42-Tampa

TEXAS A&M-CORPUS CHRISTI 1-0

Date	AP Rank	Result	Site
12/2/78	6	- W, 79-51	Knoxville

TEXAS CHRISTIAN (TCU) 0-2

Date	AP Rank	Result	Site
11/30/91	-	L, 59-73	31-San Juan
1/30/16	-	L, 63-75	60-Fort Worth

TEXAS SOUTHERN 1-0

Date	AP Rank	Result	Site
11/20/14	-	W, 70-58	Knoxville

TEXAS TECH 1-1

Date	AP Rank	Result	Site
12/3/53	-	L, 71-88	Knoxville
12/7/21	13	- L, 52-57*	66-New York City

TEXAS-EL PASO (UTEP) 0-2

Date	AP Rank	Result	Site
<i>(AS TEXAS WESTERN COLLEGE)</i>			
12/28/62	-	L, 57-77	34-El Paso
11/28/13	-	L, 70-78	58-Paradise Island

TOWSON 2-0

Date	AP Rank	Result	Site
<i>(AS TOWSON STATE)</i>			
1/6/92	-	W, 77-70	Knoxville
2/27/95	-	W, 77-60	Knoxville

TRANSYLVANIA 6-1

Date	AP Rank	Result	Site
2/9/12	-	L, 19-20	Lexington
2/26/16	-	W, 32-30	Lexington
2/9/18	-	W, 21-19	Lexington
2/6/20	-	W, 38-15	Lexington
2/8/23	-	W, 20-19	Lexington
2/20/23	-	W, 29-16	Knoxville
2/21/24	-	W, 41-28	Knoxville

TULANE 12-16

Date	AP Rank	Result	Site
2/1/24	-	L, 20-42	New Orleans
2/2/24	-	L, 24-39	New Orleans
2/14/25	-	L, 18-32	Knoxville
12/30/32	-	L, 23-31	New Orleans
12/31/32	-	L, 33-34	New Orleans
1/10/35	-	W, 38-17	Knoxville
1/11/35	-	W, 39-27	Knoxville
2/28/47	-	L, 41-47	42-Louisville
1/30/50	-	L, 55-68	Knoxville
1/13/51	-	L, 60-71	New Orleans
1/7/52	-	L, 65-71*	Knoxville
1/29/53	-	L, 63-68	New Orleans
1/18/54	-	L, 61-63	Knoxville
1/13/55	-	W, 71-58	New Orleans
1/14/56	-	W, 81-68	Knoxville
1/12/57	16	- L, 71-77	New Orleans

1/11/58	-	W, 87-65	Knoxville
1/10/59	17	- L, 45-64	New Orleans
1/9/60	-	L, 56-61	Knoxville
1/13/61	-	L, 59-84	New Orleans
3/3/62	-	L, 81-83	Knoxville
1/11/63	-	W, 77-70	New Orleans
1/10/64	-	W, 82-55	Knoxville
1/9/65	-	W, 80-63	New Orleans
3/8/65	-	W, 102-62	Knoxville
1/3/66	-	W, 64-46	Knoxville
2/12/66	-	W, 90-70	New Orleans
12/30/75	12	- W, 97-73	33-New Orleans

TULSA 2-1

Date	AP Rank	Result	Site
12/11/48	-	W, 63-38	Knoxville
12/16/67	-	W, 56-48	38-Knoxville
12/23/99	11	- L, 68-88	26-Bayamon

TUSCULUM 10-2

Date	AP Rank	Result	Site
2/13/11	-	W, 45-26	Greeneville
2/11/15	-	W, 24-19	Knoxville
1/13/17	-	W, 39-11	Knoxville
2/19/17	-	L, 17-18	Greeneville
1/14/18	-	W, 21-17	Knoxville
2/18/18	-	L, 26-33	Greeneville
1/19/20	-	W, 41-35	Knoxville
1/15/21	-	W, 41-15	Knoxville
1/15/23	-	W, 35-19	Knoxville
1/16/26	-	W, 44-22	Knoxville
12/15/44	-	W, 49-17	Knoxville
1/4/14	-	W, 98-51	Knoxville

UCLA 0-1

Date	AP Rank	Result	Site
1/30/77	7	8 L, 89-103	Atlanta

UNION 5-1

Date	AP Rank	Result	Site
2/10/14	-	W, 41-12	Barbourville
2/18/19	-	W, 61-20	Knoxville
3/1/19	-	L, 35-53	Barbourville
12/20/30	-	W, 31-23	Knoxville
12/20/41	-	W, 42-19	Knoxville
12/10/42	-	W, 48-31	Knoxville

USC UPSTATE 3-0

Date	AP Rank	Result	Site
11/16/13	-	W, 74-65	Knoxville
12/23/20	8	- W, 80-60	Knoxville
12/14/21	18	- W, 96-52	Knoxville

UTAH 0-2

Date	AP Rank	Result	Site
12/17/77	-	L, 80-85	38-Knoxville
12/27/78	-	L, 71-80	28-Honolulu

UTAH STATE 2-0

Date	AP Rank	Result	Site
12/29/49	-	W, 66-62	11-Des Moines
12/29/67	4	- W, 85-66	21-Los Angeles

VANDERBILT 128-75

at Knoxville: 75-20			
at Nashville: 45-54			
Neutral: 8-1			
SEC Tournament: 9-1			
NIT: 0-1			
Biggest Win: 38 pts (76-38, March 1, 2014 at Knoxville)			
Biggest Loss: 40 pts (68-108, Jan. 8, 1991 at Nashville)			
Longest Winning Streak: 11 games (Feb. 20, 1943 - Jan. 29, 1949)			
Longest Losing Streak: 6 games (Jan. 8, 1955 - Feb. 16, 1957)			

Current Streak: Tennessee 10 games

Date	AP Rank	Result	Site
2/11/22	-	W, 20-5	Knoxville
2/22/22	-	W, 16-15	Nashville
2/22/23	-	L, 25-28	Nashville
2/9/24	-	W, 36-23	Knoxville
2/2/25	-	L, 18-27	Nashville
2/6/26	-	W, 38-32	Knoxville
2/21/27	-	L, 25-35	Nashville
2/18/28	-	L, 26-28	Knoxville
2/23/29	-	W, 26-22	Nashville
2/8/30	-	W, 23-21	Nashville
2/22/30	-	W, 38-33	Knoxville
1/27/31	-	L, 40-41	Nashville
2/21/31	-	W, 37-34	Knoxville
1/26/32	-	W, 27-25	Nashville
2/19/32	-	W, 27-22	Knoxville
1/10/33	-	L, 32-37	Nashville
2/17/33	-	W, 35-27	Knoxville
1/24/34	-	L, 26-31	Nashville
2/16/34	-	W, 45-34	Knoxville
2/12/35	-	W, 39-29	Nashville
2/23/35	-	W, 39-37	Knoxville
2/18/36	-	L, 30-33	Nashville
2/22/36	-	W, 34-33	Knoxville
2/14/37	-	W, 50-30	Nashville
2/17/37	-	W, 34-28	Knoxville
1/28/38	-	W, 37-30	Nashville
2/19/38	-	W, 38-26	Knoxville
1/28/39	-	W, 33-31	Knoxville
2/21/39	-	L, 38-46	Nashville
3/3/39	-	W, 39-36	42-Knoxville
1/15/40	-	W, 29-23	Knoxville
1/27/40	-	W, 34-31	Nashville
2/17/41	-	W, 37-36	Nashville
2/22/41	-	W, 46-25	Knoxville
2/16/42	-	W, 34-33	Knoxville
2/21/42	-	W, 39-26	Knoxville
2/15/43	-	L, 27-30	Nashville
2/20/43	-	W, 44-22	Knoxville
2/26/43	-	W, 41-31	42-Louisville
2/18/46	-	W, 55-33	Nashville
2/25/46	-	W, 42-32	Knoxville
2/28/46	-	W, 46-32	42-Louisville
2/17/47	-	W, 54-47	Nashville
2/22/47	-	W, 56-21	Knoxville
2/16/48	-	W, 63-48	Nashville
2/21/48	-	W, 72-53	Knoxville
1/10/49	-	W, 53-51	Nashville
1/29/49	-	W, 67-64	Knoxville
1/7/50	-	L, 52-67	Knoxville
1/28/50	-	L, 44-50	Nashville
3/3/50	-	W, 50-44	42-Louisville
1/23/51	-	L, 57-58	Nashville
2/5/51	-	W, 61-59	Knoxville
3/1/51	-	L, 52-88	42-Louisville
1/5/52	-	L, 60-80	Nashville
1/22/52	-	W, 68-50	Knoxville
12/30/52	-	L, 69-77	Nashville
1/24/53	-	W, 83-79	Knoxville
2/28/53	-	L, 64-85	Nashville
1/9/54	-	W, 62-53	Knoxville
3/6/54	-	W, 80-76	Nashville
1/8/55	-	L, 69-73	Nashville
2/19/55	18	20 L, 71-76	Nashville
1/7/56	-	4 L, 57-84	Knoxville
2/18/56	-	6 L, 68-96	Nashville
1/5/57	12	9 L, 68-71	Knoxville
2/16/57	-	18 L, 62-69	Nashville
1/4/58	-	W, 67-55	Knoxville
2/15/58	15	- L, 70-83	Nashville
1/3/59	14	- W, 65-60	Nashville
2/14/59	-	L, 60-76	Knoxville
1/2/60	-	W, 72-60	Knoxville
2/13/60	-	L, 53-63	Nashville
1/7/61	-	L, 66-68	Knoxville

2/18/61	-	-	L, 60-76	Nashville	1/10/98	-	-	L, 79-80	Nashville	12/19/00	4	14	L, 89-107	46-E.Rutherford	
1/6/62	-	-	W, 85-83	Knoxville	2/21/98	-	-	W, 90-76	Knoxville	3/18/07	25	-	W, 77-74	1-Columbus	
2/17/62	-	-	L, 76-97	Nashville	1/27/99	-	-	W, 78-67	Nashville	12/5/12	-	-	L, 38-46	Charlottesville	
1/5/63	-	-	L, 50-68	Knoxville	2/13/99	-	-	W, 63-62	Knoxville	12/30/13	-	-	W, 87-52	Knoxville	
2/16/63	-	-	L, 72-74	Nashville	1/12/00	12	-	L, 73-76	Knoxville	VIRGINIA COMMONWEALTH (VCU) 5-1					
1/4/64	-	6	W, 57-55	Knoxville	2/19/00	5	-	L, 72-85	Nashville	Date	AP	Rank	Result	Site	
2/15/64	-	7	W, 65-62	Nashville	2/3/01	8	-	W, 72-50	Knoxville	3/15/81	15	-	W, 58-56*	1-Charlotte	
1/2/65	-	-	L, 72-77	Nashville	2/24/01	22	-	W, 78-70	Nashville	12/17/90	-	-	W, 77-72	Knoxville	
2/13/65	-	7	W, 79-66	Knoxville	2/2/02	-	-	W, 67-65	Nashville	12/21/91	-	-	W, 92-78	Richmond	
12/7/65	-	4	L, 50-53	Knoxville	2/23/02	-	-	L, 62-67	Knoxville	11/24/10	24	-	W, 77-72	25-New York City	
1/12/66	-	3	L, 52-53	Nashville	1/18/03	-	-	W, 71-66	Knoxville	11/14/14	-	15	L, 69-85	59-Annapolis	
1/9/67	-	-	L, 59-65	Nashville	3/8/03	-	-	W, 70-65	Nashville	11/30/19	17	20	W, 72-69	63-Niceville	
2/18/67	-	9	W, 70-53	Knoxville	1/14/04	-	23	W, 76-66	Knoxville	VIRGINIA MILITARY INSTITUTE (VMI) 7-4					
1/8/68	6	4	W, 64-62	Knoxville	3/3/04	-	-	L, 58-61	Nashville	Date	AP	Rank	Result	Site	
2/17/68	7	9	L, 63-75	Nashville	1/8/05	-	-	L, 63-88	Knoxville	2/18/11	-	-	L, 19-21	Lexington	
2/3/69	-	-	W, 65-61	Knoxville	2/2/05	-	-	L, 62-67	Nashville	2/21/18	-	-	L, 19-41	Lexington	
3/3/69	17	-	W, 70-69	Nashville	2/1/06	13	-	W, 69-62	Knoxville	2/1/22	-	-	L, 19-26	Lexington	
2/2/70	-	-	W, 77-72**	Nashville	3/4/06	11	-	W, 68-59	Nashville	2/29/30	-	-	W, 28-20	45-Atlanta	
3/2/70	-	-	W, 83-76	Knoxville	1/10/07	16	-	L, 81-82	Nashville	12/11/54	-	-	W, 78-46	Knoxville	
2/1/71	8	-	L, 60-65	Knoxville	2/10/07	-	23	W, 84-57	Knoxville	12/18/56	-	-	W, 84-60	Knoxville	
3/1/71	17	-	W, 79-69	Nashville	1/17/08	6	16	W, 80-60	Knoxville	12/2/63	-	-	W, 71-59	Knoxville	
2/7/72	-	-	W, 81-75	Nashville	2/26/08	1	18	L, 69-72	Nashville	3/13/76	9	-	L, 75-81	1-Charlotte	
3/6/72	-	-	W, 87-74	Knoxville	1/20/09	-	-	W, 76-63	Nashville	12/22/86	-	-	W, 99-60	Knoxville	
2/5/73	-	-	W, 72-62	Knoxville	2/14/09	-	-	W, 69-50	Knoxville	12/5/88	20	-	W, 84-82**	Knoxville	
3/3/73	-	-	L, 74-86	Nashville	1/27/10	14	21	L, 76-85	Knoxville	11/25/02	-	-	W, 88-56	Knoxville	
1/21/74	-	8	L, 65-82	Knoxville	2/9/10	12	22	L, 71-90	Nashville	VIRGINIA TECH 2-8					
2/23/74	-	5	W, 59-53	Nashville	1/15/11	-	-	W, 67-64	Knoxville	Date	AP	Rank	Result	Site	
1/20/75	18	-	W, 65-61	Nashville	2/22/11	-	18	W, 60-51	Nashville	2/15/11	-	-	L, 20-58	Blacksburg	
2/22/75	-	-	W, 75-71	Knoxville	1/24/12	-	-	L, 47-65	Nashville	2/20/17	-	-	L, 17-41	Blacksburg	
1/12/76	9	-	L, 66-77	Nashville	3/3/12	-	-	W, 68-61	Knoxville	2/19/18	-	-	L, 15-34	Blacksburg	
2/9/76	8	-	W, 73-59	Knoxville	1/29/13	-	-	W, 58-57	Knoxville	1/28/22	-	-	L, 19-26	Blacksburg	
1/3/77	-	-	W, 73-69	Nashville	2/13/13	-	-	W, 58-46	Nashville	1/23/62	-	-	L, 73-83	Blacksburg	
3/7/77	11	-	W, 65-55	Knoxville	2/5/14	-	-	L, 60-64	Nashville	12/21/63	-	-	W, 81-60	37-Blacksburg	
1/30/78	-	-	L, 55-56	Nashville	3/1/14	-	-	W, 76-38	Knoxville	3/23/84	-	-	L, 68-72	2-Blacksburg	
2/27/78	-	-	W, 59-46	Knoxville	2/11/15	-	-	W, 76-73*	Nashville	12/15/84	-	11	W, 86-75	38-Knoxville	
1/22/79	-	-	W, 71-70	Nashville	2/26/15	-	-	L, 65-73	Knoxville	1/2/94	-	-	L, 63-86	Blacksburg	
2/19/79	-	19	W, 83-78	Knoxville	3/12/15	-	-	W, 67-61	42-Nashville	12/28/94	-	-	L, 64-73	Knoxville	
1/12/80	-	-	W, 71-63	Knoxville	1/20/16	-	-	L, 74-88	Knoxville	WAKE FOREST 10-2					
2/9/80	-	-	W, 51-48	Nashville	3/1/16	-	-	L, 69-86	Nashville	Date	AP	Rank	Result	Site	
1/17/81	11	-	W, 72-66	Nashville	3/10/16	-	-	W, 67-65	42-Nashville	12/31/47	-	-	W, 60-47	Knoxville	
2/14/81	9	-	W, 79-72	Knoxville	1/14/17	-	-	W, 87-75	Nashville	1/3/49	-	-	W, 70-51	Knoxville	
1/16/82	-	-	W, 71-69*	Knoxville	2/22/17	-	-	L, 56-67	Knoxville	1/9/50	-	-	L, 62-69	Asheville	
2/13/82	-	-	W, 59-55	Nashville	1/9/18	24	-	W, 92-84	Nashville	1/3/51	-	-	W, 85-77	Knoxville	
3/4/82	-	-	W, 57-54	42-Lexington	1/23/18	22	-	W, 67-62	Knoxville	12/4/51	-	-	W, 77-53	Knoxville	
1/29/83	-	-	L, 60-61	Knoxville	1/23/19	1	-	W, 88-83*	Nashville	1/9/58	6	-	W, 61-50	Knoxville	
2/24/83	20	-	L, 68-69	Nashville	2/19/19	5	-	W, 58-46	Knoxville	12/18/60	-	-	L, 57-84	Winston-Salem	
1/28/84	-	-	W, 76-69	Nashville	1/18/20	-	-	W, 65-65	Nashville	12/20/67	9	-	W, 81-63	Knoxville	
2/25/84	-	-	W, 67-61	Knoxville	2/18/20	-	-	W, 65-61	Knoxville	12/8/70	17	-	W, 60-59	Winston-Salem	
1/16/85	-	-	W, 87-79	Knoxville	1/16/21	10	-	W, 81-61	Knoxville	11/30/13	-	-	W, 82-63	58-Paradise Island	
2/16/85	-	-	L, 82-85	Nashville	2/24/21	25	-	W, 70-58	Nashville	12/23/17	21	-	W, 79-60	Winston-Salem	
3/6/85	-	-	W, 71-51	42-Birmingham	1/18/22	24	-	W, 68-60	Nashville	12/22/18	3	-	W, 83-64	Knoxville	
1/15/86	-	-	L, 59-60	Nashville	2/12/22	19	-	W, 73-64	Knoxville	WASHINGTON 1-0					
2/15/86	-	-	L, 62-66	Knoxville	VERMONT 2-0					Date	AP	Rank	Result	Site	
1/3/87	-	-	W, 81-72	Nashville	Date	AP	Rank	Result	Site	11/16/19	-	20	W, 75-62	64-Toronto	
2/4/87	-	-	W, 79-69*	Knoxville	12/31/74	18	-	W, 115-66	Knoxville	WASHINGTON & LEE 3-4					
3/5/87	-	-	W, 74-57	42-Atlanta	12/8/84	-	-	W, 85-48	Knoxville	Date	AP	Rank	Result	Site	
1/9/88	-	-	W, 80-72	Knoxville	VILLANOVA 1-4					2/17/11	-	-	L, 22-76	Lexington, Va.	
2/10/88	17	-	L, 62-90	Nashville	Date	AP	Rank	Result	Site	2/21/17	-	-	L, 19-28	Lexington, Va.	
2/1/89	-	-	L, 56-68	Nashville	12/29/50	-	7	L, 72-91	Philadelphia	2/20/18	-	-	L, 19-35	Lexington, Va.	
3/4/89	-	-	W, 78-61	Knoxville	12/28/71	20	-	L, 67-76	27-Philadelphia	1/22/20	-	-	L, 11-40	Lexington, Va.	
1/31/90	-	-	W, 73-72	Knoxville	11/26/10	24	7	W, 78-68	25-New York City	3/1/30	-	-	W, 39-28	45-Atlanta	
3/3/90	-	-	L, 74-98	Nashville	11/23/17	5	L,	76-85	58-Paradise Island	12/9/47	-	-	W, 85-49	Bristol	
3/19/90	-	-	L, 85-89	2-Nashville	11/20/21	17	5	L,	53-71	65-Uncasville	12/3/54	-	-	W, 82-66	Knoxville
1/8/91	-	-	L, 68-108	Nashville	VIRGINIA 5-8					WAYNE STATE 0-1					
2/9/91	-	-	W, 85-73	Knoxville	Date	AP	Rank	Result	Site	Date	AP	Rank	Result	Site	
1/4/92	-	-	W, 91-75	Knoxville	2/22/17	-	-	W, 23-21	Charlottesville	2/4/31	-	-	L, 30-31	Knoxville	
2/22/92	-	-	L, 84-89	Nashville	2/22/18	-	-	L, 21-58	Charlottesville	<i>(AS COLLEGE OF THE CITY OF DETROIT)</i>					
1/27/93	12	L,	65-82	Knoxville	2/2/22	-	-	L, 21-31	Charlottesville	(AS COLLEGE OF THE CITY OF DETROIT)					
3/2/93	7	L,	82-90*	Nashville	1/4/41	-	-	L, 30-41	Charlottesville	WAYNE STATE 0-1					
1/26/94	-	-	L, 73-85	Nashville	12/27/58	11	-	W, 79-59	Knoxville	Date	AP	Rank	Result	Site	
3/1/94	-	-	L, 67-84	Knoxville	3/19/81	15	5	L,	48-62	1-Atlanta	2/4/31	-	-	L, 30-31	Knoxville
1/15/95	-	-	W, 67-63	Nashville	3/14/82	-	3	L,	51-54	1-Indianapolis	(AS COLLEGE OF THE CITY OF DETROIT)				
3/1/95	-	-	W, 62-58	Knoxville	3/23/85	-	-	W, 61-54	2-Knoxville	(AS COLLEGE OF THE CITY OF DETROIT)					
1/6/96	-	-	L, 55-65	Nashville	3/23/92	-	-	L, 52-77	2-Charlottesville	(AS COLLEGE OF THE CITY OF DETROIT)					
2/24/96	-	-	W, 94-79	Knoxville	VIRGINIA COMMONWEALTH (VCU) 5-1					(AS COLLEGE OF THE CITY OF DETROIT)					
1/11/97	-	-	W, 75-65	Knoxville	Date	AP	Rank	Result	Site	(AS COLLEGE OF THE CITY OF DETROIT)					
2/12/97	-	-	L, 53-66	Nashville	2/19/00	5	-	L, 72-85	Nashville	(AS COLLEGE OF THE CITY OF DETROIT)					

OUTLOOK

PLAYERS

STAFF

REVIEW

RESULTS

RECORDS

HONORS

POSTSEASON

VOLMANAC

MEDIA INFO



SERIES RESULTS/MILESTONES

WISCONSIN 2-3

Date	AP Rank	Result	Site
12/28/81	-	W, 79-67	14-Portland
11/21/00	9	18 W, 66-56	Knoxville
12/29/01	-	L, 62-65	Madison
11/21/16	-	16 L, 64-72	49-Maui
12/28/19	-	L, 48-68	Knoxville

WISCONSIN-MILWAUKEE 1-0

Date	AP Rank	Result	Site
11/30/74	-	W, 85-65	Knoxville

WOFFORD 7-0

Date	AP Rank	Result	Site
12/2/52	-	W, 76-65	Knoxville
2/7/53	-	W, 91-88	Spartanburg
12/1/53	-	W, 107-63	Knoxville
2/1/97	-	W, 60-41	Knoxville
12/7/97	-	W, 92-63	Knoxville
11/21/03	-	W, 81-70	Knoxville
11/29/04	-	W, 73-67	Knoxville

WRIGHT STATE 1-0

Date	AP Rank	Result	Site
3/15/18	13	- W, 73-47	1-Dallas

WYOMING 3-0

Date	AP Rank	Result	Site
12/2/58	-	W, 72-71	Knoxville
12/6/58	-	W, 90-69	22-Kent
12/15/09	9	- W, 77-58	Knoxville

XAVIER 12-5

Date	AP Rank	Result	Site
1/24/36	-	L, 20-34	Cincinnati
1/8/40	-	L, 35-36	Cincinnati
12/23/41	-	W, 46-36	Cincinnati
1/24/42	-	W, 42-30	Knoxville
1/23/43	-	W, 55-23	Knoxville
2/1/43	-	W, 48-38	Cincinnati
12/22/61	-	W, 75-70	19-Lexington
12/5/62	-	W, 63-48	Knoxville
12/4/63	-	L, 57-69	Cincinnati
12/21/76	19	- W, 97-73	Knoxville
12/16/78	-	L, 50-51	38-Knoxville
11/30/83	-	W, 77-57	Knoxville
12/11/04	-	W, 71-69	Knoxville
12/22/07	12	- W, 82-75	Cincinnati
12/29/12	-	W, 51-47	Knoxville
11/12/13	-	L, 63-67	Cincinnati
11/29/13	-	W, 64-49	58-Paradise Island

YALE 1-1

Date	AP Rank	Result	Site
12/30/59	-	W, 81-74	Knoxville
12/30/61	-	L, 69-78	13-Evansville

KEY

1- NCAA Tournament; 2- National Invitation Tournament; 3- All-American City Tournament; 4- All-College Tournament; 5- Aluminum Bowl; 6- Big Sun Invitational; 7- Cable Car Classic; 8- Cabrillo Classic; 9- Carousel Invitational; 10- Citrus Bowl Classic; 11- Corn Bowl; 12- ECAC Holiday Festival; 13- Evansville Invitational; 14- Far West Classic; 15- Fiesta Classic; 16- Great Alaska Shootout; 17- Gulf South Classic; 18- Hurricane Classic; 19- Kentucky Invitational; 20- Las Vegas Classic; 21- Los Angeles Classic; 22- Midwestern Invitational; 23- McDonald's Classic; 24- Montgomery Invitation Tournament; 25- NIT Season Tip-Off; 26- Puerto Rico Holiday Classic; 27- Quaker City Tournament; 28- Rainbow Classic; 29- Real Madrid Christmas Tournament; 30- Rebel Roundup; 31- San Juan Shootout; 32- Steel Bowl; 33- Sugar Bowl Classic; 34- Sun Bowl Tournament; 35- Trojan Classic; 36- Utah Classic; 37- Virginia Tech Classic; 38- Volunteer Classic; 39- BCA Classic; 40- Mid-South Classic; 41- National Commissioners Invitational Tournament; 42- Southeastern Conference Tournament; 43- Collegiate Commissioners Association Tournament; 44- SIAA Tournament; 45- Southern Conference Tournament; 46- Jimmy V Classic; 47- Non-conference game; 48- Chick-fil-A Peach Bowl Classic For Kids; 49- Maui Invitational; 51- Legends Classic; 52- Sun Belt Classic; 53- Battle in Seattle; 54- Old Spice Classic/Orlando Classic; 55- SEC/Big East Invitational; 56- U.S. Virgin Islands Paradise Jam; 57- Puerto Rico Tip-Off; 58- Battle 4 Atlantis; 59- Veterans Classic; 60- SEC/Big 12 Challenge; 61- Barclays Center Classic; 62- Jerry Colangelo Classic; 63- Emerald Coast Classic; 64- James Naismith Classic; 65- Hall of Fame Tip-Off; 66- Jimmy V Classic

* Overtime
 ** Double Overtime
 *** Triple Overtime
 **** Four Overtimes

Milestone Victories

Win	Score	Opponent	Date
1	55-16	Tennessee School for the Deaf	1/27/1909
100	29-28	at Georgia Tech	2/19/1921
200	33-23	Tennessee Wesleyan	2/2/1932
300	46-19	at Sewanee	1/26/1940
400	63-27	Auburn	2/3/1947
500	66-50	vs. Denver	1/2/1954
600	85-83	Vanderbilt	1/6/1962
700	87-59	at Kentucky	1/22/1968
800	72-71	Alabama	2/24/1973
900	66-55	at Kentucky	1/20/1979
1000	83-59	Ole Miss	1/8/1984
1100	83-82	Washington State	12/30/1989
1200	69-46	Appalachian State	11/28/1997
1300	71-69	Gardner-Webb	11/22/2002
1400	88-82	vs. Western Kentucky	12/15/2008
1500	64-49	Auburn	1/28/2012
1600	59-54	Alabama	3/4/2017

Milestone Games

Game	Score	Opponent	Date
1	L, 10-20	at Asheville YMCA	1/22/1909
100	W, 25-20	at Louisville	2/24/1916
500	W, 26-23	at Alabama	1/13/1940
1000	W, 66-65	Florida State	1/2/1963
1500	W, 64-63	at Colorado	12/8/1981
2000	W, 77-67	Ole Miss	1/17/1998
2500	W, 82-75	at Auburn	3/6/2013



LONGEST WIN STREAKS

Overall

19 gms	Begin: W, 95-67 vs. Eastern Kentucky (11/28/2018) End: L, 69-86 at #5 Kentucky (2/16/2019)
15 gms	Begin: W, 30-27 at Louisville (2/20/1915) End: L, 15-23 vs. Maryville (1/20/1917)
14 gms	Begin: W, 18-15 vs. Maryville (1/8/1923) End: L, 25-28 at Vanderbilt (2/22/1923)
13 gms	Begin: W, 31-30 at Louisville YMCA (2/13/1914) End: L, 13-22 at Kentucky (2/17/1915)
12 gms	Begin: W, 99-90 vs. Seton Hall (12/11/1976) End: L, 89-103 vs. UCLA (1/30/1977)
11 gms	Begin: W, 93-59 vs. North Carolina A&T (11/27/2007) End: L, 66-72 at Kentucky (1/22/2008)
11 gms	Begin: W, 95-56 vs. Elon (11/22/1999) End: L, 68-88 vs. Tulsa (12/23/1999)
10 gms	Begin: W, 80-63 at Tulane (1/9/1965) End: L, 58-63 at Alabama (2/20/1965)
10 gms	Begin: W, 83-48 vs. Georgia Tech (1/22/1966) End: L, 63-67 at Florida (2/21/1966)
10 gms	Begin: W, 75-62 vs. Winthrop (11/14/1997) End: L, 69-83 at Florida (1/3/1998)

Home

37 gms	Begin: W, 83-52 vs. Middle Tennessee (11/10/2006) End: L, 79-89 OT vs. Gonzaga (1/7/2009)
33 gms	Begin: W, 64-46 vs. Tulane (1/3/1966) End: L, 52-53 vs. Auburn (2/24/1968)
31 gms	Begin: W, 76-65 vs. #17 Kentucky (1/6/2018) End: L, 47-51 vs. #13 Memphis (12/14/2019)
28 gms	Begin: W, 34-31 vs. Georgia Tech (2/18/1935) End: L, 25-39 vs. Kentucky (3/1/1937)
26 gms	Begin: W, 46-27 vs. Tennessee Tech (12/7/1940) End: L, 28-30 vs. Kentucky (1/16/1943)
20 gms	Begin: W, 32-26 vs. Knoxville YMCA (2/7/1922) End: L, 23-28 vs. Mercer (1/26/1924)
20 gms	Begin: W, 30-23 vs. Maryville College (1/22/1929) End: L, 32-36 OT vs. Kentucky (1/31/1931)
20 gms	Begin: W, 90-68 vs. Northern Michigan (12/1/1970) End: L, 62-63 vs. LSU (1/31/1972)
Road (includes neutral-site games)	
11 gms	Begin: W, 30-27 at Louisville (2/20/1915) End: L, 17-18 at Tusculum (2/19/1917)
7 gms	Begin: W, 76-73 vs. #1 Gonzaga (12/9/2018) End: L, 69-86 at #5 Kentucky (2/16/2019)
7 gms	Begin: W, 37-36 at Vanderbilt (2/17/1941) End: L, 35-37 at Duke (1/5/1942)

SEC

13 gms	Begin: W, 73-62 vs. Auburn (2/7/1979) End: L, 74-75 vs. #14 LSU (1/19/1980)
--------	--

OVERTIME RESULTS

Date	Opponent	Result	Site
1/31/30	Kentucky	W, 29-24*	Knoxville
1/31/31	Kentucky	L, 32-36*	Knoxville
1/16/37	at Alabama	W, 36-31**	Tuscaloosa
1/13/39	at Alabama	L, 37-39**	Tuscaloosa
2/10/39	Alabama	L, 37-42**	Knoxville
2/18/39	Kentucky	L, 34-36**	Knoxville
3/1/40	Kentucky	L, 29-30**	Knoxville
2/5/49	Georgia Tech	L, 71-72*	Knoxville
1/7/52	Tulane	L, 65-71*	Knoxville
2/9/57	at Miss. State	L, 90-97**	Starkville
1/25/64	vs. Duke	L, 65-67**	Greensboro
1/15/66	at Miss. State	L, 74-75**	Starkville
1/23/67	at Kentucky	W, 52-50**	Lexington
3/6/67	at Miss. State	W, 78-76**	Starkville
1/5/70	Ole Miss	L, 57-59**	Knoxville
2/2/70	at Vanderbilt	W, 77-72**	Nashville
1/10/76	at Kentucky	W, 90-88*	Lexington
2/16/76	at Auburn	L, 72-73*	Auburn
2/28/76	at Alabama	L, 90-93*	Tuscaloosa
1/12/77	at Kentucky	W, 71-67*	Lexington
3/13/77	Syracuse	L, 88-93*	Baton Rouge
2/5/79	at Miss. State	L, 84-90**	Starkville
2/10/79	Georgia	W, 87-81**	Knoxville
3/3/79	Kentucky	W, 75-69*	Birmingham
12/19/79	Alabama	W, 79-78**	Knoxville
1/3/81	at Alabama	W, 70-69*	Tuscaloosa
2/25/81	at Georgia	L, 75-76*	Athens
3/15/81	VCU	W, 58-56*	Charlottesville
1/16/82	Vanderbilt	W, 71-69*	Knoxville
1/30/82	at Alabama	L, 72-77*	Tuscaloosa
2/3/82	Ole Miss	L, 53-53*	Knoxville
1/8/83	at Ole Miss	L, 55-56*	Oxford
1/15/83	Miss. State	L, 74-75*	Knoxville
3/11/83	LSU	W, 74-71*	Birmingham
1/14/84	at Miss. State	L, 56-63*	Starkville
2/6/84	at LSU	L, 59-61*	Baton Rouge
2/18/84	at Florida	W, 75-74**	Gainesville

Date	Opponent	Result	Site
3/8/84	Florida	W, 80-74*	Nashville
1/30/85	at Georgia	W, 80-79**	Athens
12/27/85	SW Louisiana	L, 78-79**	New Orleans
1/2/86	Florida	L, 75-77*	Knoxville
12/27/86	Southern Cal	L, 76-81*	Knoxville
12/30/86	Florida State	L, 90-91*	Orlando
1/31/87	Ole Miss	L, 70-73*	Knoxville
2/4/87	Vanderbilt	W, 79-69*	Knoxville
2/11/87	at Kentucky	L, 84-91*	Lexington
12/19/87	Florida State	W, 81-78*	Knoxville
1/6/88	Ole Miss	W, 77-68*	Knoxville
12/5/88	VMI	W, 84-82**	Knoxville
12/17/88	South Carolina	L, 81-83*	Knoxville
1/25/89	at Alabama	L, 85-87*	Tuscaloosa
12/5/89	New Mexico	W, 96-95*	Knoxville
12/10/89	Oregon State	L, 90-86*	Knoxville
2/7/90	at Miss. State	W, 84-83*	Starkville
2/10/93	at S. Carolina	L, 107-111**	Columbia
3/2/93	at Vanderbilt	L, 82-90**	Nashville
2/7/94	NC State	L, 70-72*	Knoxville
12/7/96	at Penn State	L, 41-42*	State College
3/12/98	Illinois State	L, 81-82*	Sacramento
12/19/98	at South Fla.	W, 75-68*	Tampa
1/18/00	at Florida	W, 81-79**	Gainesville
2/12/00	Florida	W, 76-73*	Knoxville
1/6/01	at Auburn	W, 96-88**	Auburn
1/27/01	at Georgia	L, 75-77**	Athens
2/7/01	at Arkansas	L, 77-82*	Fayetteville
2/27/01	at S. Carolina	W, 68-67*	Columbia
1/9/02	Florida	L, 100-104*	Knoxville
1/16/02	at Miss. State	L, 91-92*	Starkville
2/6/02	Kentucky	W, 76-74*	Knoxville
3/2/02	Georgia	W, 71-63*	Knoxville
1/22/03	Georgia	L, 76-81*	Athens
1/20/04	Kentucky	L, 68-69*	Knoxville
1/19/05	at Florida	W, 83-76*	Gainesville
12/23/06	Texas	W, 111-105*	Knoxville

Date	Opponent	Result	Site
2/21/07	Alabama	W, 69-66*	Knoxville
3/8/07	vs. LSU	L, 67-76*	Atlanta
3/23/08	vs. Butler	W, 76-71*	Birmingham
1/7/09	Gonzaga	L, 79-89*	Knoxville
1/16/10	Ole Miss	W, 71-69	Knoxville
1/11/11	Florida	L, 75-81*	Knoxville
2/5/11	Alabama	L, 60-65*	Knoxville
11/22/11	vs. Memphis	L, 97-99**	Lahaina, Maui
1/18/12	at Georgia	L, 53-57*	Athens
2/29/12	at LSU	W, 74-69*	Baton Rouge
3/9/12	vs. Ole Miss	L, 72-77*	New Orleans
2/23/13	at Texas A&M	W, 93-85***	College Station
2/22/14	at Texas A&M	L, 65-68*	College Station
3/19/14	vs. Iowa	W, 78-65*	Dayton
2/11/15	at Vanderbilt	W, 76-73*	Nashville
11/22/16	vs. Oregon	L, 65-69*	Maui
11/22/17	vs. Purdue	W, 78-75 Paradise Island, Bahamas	
12/30/17	at Arkansas	L, 93-95*	Fayetteville
11/23/18	vs. Kansas	L, 81-87*	New York City
1/23/19	at Vanderbilt	W, 88-83*	Nashville
2/23/19	at LSU	L, 80-82*	Baton Rouge
3/24/19	vs. Iowa	W, 83-77*	Columbus
3/28/19	vs. Purdue	L, 94-99*	Louisville
12/7/21	vs. Texas Tech	L, 52-57*	New York City
1/5/22	Ole Miss	W, 66-60*	Knoxville

Overall Record: 43-56
Single Overtime Record: 31-42
Double Overtime Record: 8-14
Triple Overtime Record: 3-0
Four Overtime Record: 1-0

* Single Overtime
 ** Double Overtime
 *** Triple Overtime
 **** Four Overtimes

SPECIAL EVENTS & HOLIDAY TOURNAMENTS

ALL-AMERICAN CITY TOURNAMENT

Owensboro, Kentucky 2-1

1954 - Third Place

12/30/53	Evansville	L, 71-107
1/1/54	Arizona State	W, 69-57
1/2/54	Denver	W, 66-50

ALL-COLLEGE CLASSIC

Oklahoma City, Oklahoma 2-2

1969 - Third Place

12/26/69	St. Francis (Pa.)	W, 82-59
12/27/69	Niagara	L, 68-69
12/28/69	Memphis State	W, 72-51

2005

12/22/05	Oklahoma State	L, 73-89
----------	----------------	----------

ALUMINUM BOWL

Little Rock, Arkansas 0-2

1960

12/21/60	Texas	L, 73-77
12/22/60	Arkansas	L, 76-89

BARCLAYS CENTER CLASSIC

New York City 0-2

2015 - Fourth Place

11/27/15	George Washington	L, 70-73
11/28/15	Nebraska	L, 71-82

BATTLE 4 ATLANTIS

Paradise Island, Bahamas 4-2

2013 - Fifth Place

11/28/13	UTEP	L, 70-78
11/29/13	Xavier	W, 64-49
11/30/13	Wake Forest	W, 82-63

2017 - Third Place

12/22/17	Purdue	OT W, 78-75
11/23/17	Villanova	L, 76-85
11/24/17	NC State	W, 67-58

BATTLE IN SEATTLE

Seattle, Washington 1-1

2007

12/29/07	Gonzaga	W, 82-72
----------	---------	----------

2015

12/19/15	Gonzaga	L, 79-86
----------	---------	----------

BIG SUN INVITATIONAL

St. Petersburg, Florida 2-0

1974 - Champions

12/20/74	Columbia	W, 108-73
12/21/74	Missouri	W, 99-77

BCA CLASSIC

Albuquerque, New Mexico 0-1

1998

11/13/98	Arizona	L, 72-73
----------	---------	----------

CABLE CAR CLASSIC

Santa Clara, California 2-0

1978 - Champions

12/22/78	San Jose State	W, 73-68
12/23/78	Seton Hall	W, 94-80

CABRILLO CLASSIC

San Diego, California 1-1

1979

12/28/79	Indiana	L, 68-70
12/29/79	San Diego State	W, 96-77

CAROUSEL INVITATIONAL

Charlotte, North Carolina 3-3

1955 - Sixth Place

12/19/55	Boston University	W, 80-77
12/20/55	Clemson	L, 86-89
12/21/55	Colgate	L, 83-87

1957 - Third Place

12/19/57	Bucknell	W, 89-71
12/20/57	Louisiana Tech	L, 61-68
12/21/57	LSU	W, 63-62

CITRUS BOWL CLASSIC

Orlando, Florida 1-1

1986 - Runner-up

12/29/86	Central Florida	W, 81-62
12/30/86	Florida State	L, 90-91*

CORN BOWL

Des Moines, Iowa 2-0

1949 - Champions

12/29/49	Utah State	W, 66-62
12/30/49	Drake	W, 64-57

ECAC HOLIDAY FESTIVAL

New York City, New York 0-2

1972

12/27/72	St. John's	L, 55-56
12/28/72	Niagara	L, 62-66

EMERALD COAST CLASSIC

Niceville, Florida 1-1

2019 - Third Place

11/29/19	Florida State	L, 57-60
11/30/19	VCU	W, 72-69

EVANSVILLE INVITATIONAL

Evansville, Indiana 1-1

1961 - Runner-up

12/29/61	Pittsburgh	W, 84-83
12/30/61	Yale	L, 69-78

FAR WEST CLASSIC

Portland, Oregon 3-3

1964 - Runner-up

12/28/64	Portland	W, 70-59
12/29/64	Oregon	W, 70-63
12/30/64	Oregon State	L, 27-48

1981

12/27/81	Portland	L, 62-71
12/28/81	Wisconsin	W, 79-67
12/29/81	Pittsburgh	L, 54-55

FIESTA CLASSIC

Tempe, Arizona 1-1

1977 - Third Place

12/2/77	San Francisco	L, 75-84
12/3/77	Iowa State	W, 81-76

GREAT ALASKA SHOOTOUT

Anchorage, Alaska 2-4

1984

11/23/84	Alabama-Birmingham	L, 65-70
11/24/84	Idaho State	W, 65-59
11/25/84	Maryland	L, 49-72

2001 - Sixth Place

11/21/01	Marquette	L, 74-85
11/23/01	Alaska-Anchorage	W, 74-54
11/24/01	St. John's	L, 55-69

GULF SOUTH CLASSIC

Shreveport, Louisiana 4-0

1963 - Champions

12/27/63	Arkansas	W, 77-57
12/28/63	Centenary	W, 70-63

1965 - Champions

12/17/65	Louisiana Tech	W, 71-55
12/18/65	Centenary	W, 49-43

HALL OF FAME TIP-OFF

Uncasville, Connecticut 1-1

2021 - Third Place

11/20/21	Villanova	L, 53-71
11/21/21	North Carolina	W, 89-72

HURRICANE CLASSIC

Miami, Florida 1-1

1960 - Third Place

12/28/60	Holy Cross	L, 67-68
12/29/60	Army	W, 88-71

JIMMY V CLASSIC

Various Sites 0-2

2000

12/19/00	Virginia (E. Rutherford)	L, 89-107
----------	--------------------------	-----------

2021

12/7/21	Texas Tech (NYC)	OT L, 52-57
---------	------------------	-------------

KENTUCKY INVITATIONAL

Lexington, Kentucky 1-1

1961 - Third Place

12/22/61	Kentucky	L, 69-96
12/22/61	Xavier	W, 75-70

LEGENDS CLASSIC

Newark, New Jersey 3-1

2007 - Runner-up

11/14/07	Ark.-Monticello (Knoxville)	W, 101-44
11/16/07	Prairie View A&M (Knoxville)	W, 89-75
11/23/07	West Virginia	W, 74-72
11/24/07	Texas	L, 78-97

LAS VEGAS CLASSIC

Las Vegas, Nevada 1-1

1982

12/28/82	San Jose State	W, 50-42
12/29/82	UNLV	L, 54-70

LOS ANGELES CLASSIC

Los Angeles, California 2-1

1967 - Fifth Place

12/27/67	Iowa	L, 59-64
12/28/67	Southern Cal	W, 78-68
12/29/67	Utah State	W, 85-66

MAUI INVITATIONAL

Lahaina, Maui, Hawaii 3-6

2004 - Fourth Place

11/22/04	Stanford	W, 69-57
11/23/04	North Carolina	L, 81-94
11/24/04	Texas	L, 70-95

2011 - Seventh Place

11/21/11	Duke	L, 67-77
11/22/11	Memphis	2OT L, 97-99
11/23/11	Chaminade	W, 86-60

2016 - Seventh Place

11/21/16	Wisconsin	L, 64-72
11/22/16	Oregon	OT L, 65-69
11/23/16	Chaminade	W, 95-81

MIDWESTERN INVITATIONAL

Kent, Ohio	2-0
1958 - Champions	
12/5/58 Michigan	W, 80-66
12/6/58 Wyoming	W, 90-69

MID-SOUTH CLASSIC

Memphis, Tennessee	1-1
1989 - Runner-up	
11/24/89 Austin Peay	W, 71-69
11/25/89 Memphis State	L, 72-91

MCDONALD'S CLASSIC

San Diego, California	2-0
1988 - Champions	
12/20/88 Alabama-Birmingham	W, 111-99
12/21/88 San Diego State	W, 77-75

MONTGOMERY INVITATIONAL

Montgomery, Alabama	1-1
1954 - Runner-up	
12/17/54 Miami (Fla.)	W, 89-80
12/18/54 Auburn	L, 64-73

NIT SEASON TIP-OFF

Campus Sites / New York City	7-3
1992	
11/19/92 at Rutgers	W, 87-79
11/21/92 at Seton Hall	L, 64-72

2006 - Fourth Place

11/13/06 Fordham (Nashville)	W, 78-71
11/14/06 UNC Wilmington (Nashville)	W, 87-75
11/22/06 Butler (New York)	L, 44-55
11/24/06 North Carolina (New York)	L, 87-101

2010 - Champions

11/16/10 Belmont (Knoxville)	W, 85-76
11/17/10 Missouri State (Knoxville)	W, 60-56
11/24/10 VCU (New York)	L, 77-72
11/26/10 Villanova (New York)	W, 78-68

2018 - Runner-up

11/21/18 Louisville (New York)	W, 92-81
11/23/18 Kansas (New York)	L, 81-87*

OLD SPICE CLASSIC/ORLANDO CLASSIC

Orlando, Florida	3-3
2008 - Runner-up	
11/27/08 Siena	W, 78-64
11/28/08 Georgetown	W, 90-78
11/30/08 Gonzaga	L, 74-83

2014 - Fourth Place

11/27/14 Santa Clara	W, 64-57
11/28/14 Kansas	L, 67-82
11/30/14 Marquette	L, 59-67

PEACH BOWL CLASSIC

Atlanta, Georgia	1-0
2002	
12/15/02 vs. Georgia Tech	W, 70-69

PUERTO RICO HOLIDAY CLASSIC

Bayamon, Puerto Rico	2-1
1999 - Runner-up	
12/21/99 American-Puerto Rico	W, 102-58
12/22/99 Southern Illinois	W, 87-74
12/23/99 Tulsa	L, 68-88

PUERTO RICO TIP-OFF

Bayamon, Puerto Rico	2-1
2012 - Third Place	
11/15/12 UNC Asheville	W, 75-68
11/16/12 Oklahoma State	L, 45-62
11/18/12 UMass	W, 83-69

QUAKER CITY TOURNAMENT

Philadelphia, Pennsylvania	2-1
1971 - Third Place	
12/27/71 Manhattan	W, 76-70
12/28/71 Villanova	L, 67-76
12/30/71 Boston College	W, 61-60

RAINBOW CLASSIC

Honolulu, Hawaii	9-9
1965 - Fifth Place	
12/27/65 St. Louis	L, 57-59
12/29/65 Hawaii	W, 88-41
12/30/65 Hawaii Marines (Exh.)	W, 84-54

1973 - Seventh Place

12/27/73 Sub Pac (Exh.)	L, 79-81
12/28/73 Providence	L, 60-64
12/29/73 Santa Clara	W, 80-76

1978 - Sixth Place

12/27/78 Utah	L, 71-80
12/29/78 Fordham	W, 83-58
12/30/78 Boston College	L, 72-74

1983 - Fourth Place

12/27/83 Navy	W, 76-61
12/29/83 Hawaii	L, 60-73
12/30/83 Alabama-Birmingham	L, 66-84

1990 - Sixth Place

12/27/90 Wichita State	L, 73-77
12/29/90 Iona	W, 93-77
12/30/90 Alaska-Anchorage	L, 78-86

2000 - Champions

12/28/00 George Washington	W, 92-81
12/29/00 Iowa	W, 80-68
12/30/00 Hawaii	W, 69-58

REAL MADRID CHRISTMAS TOURNAMENT

Madrid, Spain	2-1
1976 - Runner-up	
12/24/76 Nice, France (Exh.)	W, 98-95
12/25/76 African All-Stars (Exh.)	W, 112-85
12/26/76 Real Madrid (Exh.)	L, 103-113

REBEL ROUNDUP

Las Vegas, Nevada	0-2
1977	
12/20/77 Iowa	L, 86-92
12/21/77 Northwestern	L, 86-93

SAN JUAN SHOOTOUT

San Juan, Puerto Rico	1-2
1991 - Fourth Place	
11/29/91 American-Puerto Rico	W, 105-85
11/30/91 TCU	L, 59-73
12/1/91 Miami (Fla.)	L, 60-72

SEC/BIG 12 CHALLENGE

Campus Sites	5-3
2014-15	
12/6/14 Kansas State	W, 65-64
2015-16	
1/30/16 at TCU	L, 63-75
2016-17	
1/28/17 Kansas State	W, 70-58
2017-18	
1/27/18 at Iowa State	W, 68-45
2018-19	
1/26/19 West Virginia	W, 83-66
2019-20	
1/25/20 at Kansas	L, 68-74
2020-21	
1/30/21 Kansas	W, 80-61
2021-22	
1/29/22 at Texas	L, 51-52

STEEL BOWL

Pittsburgh, Pennsylvania	0-2
1960	
12/16/60 Duquesne	L, 64-79
12/17/60 Colgate	L, 73-76

SUGAR BOWL CLASSIC

New Orleans, Louisiana	6-4
1936	
12/31/36 Arkansas	L, 34-42
1941 - Champions	
12/30/41 Long Island	W, 36-33
1966	
12/29/66 Bradley	L, 53-60
12/30/66 Boston College	L, 61-68

1975 - Champions

12/29/75 Pennsylvania	W, 77-70
12/30/75 Tulane	W, 97-73

1980 - Champions

12/28/80 Arizona State	W, 69-53
12/29/80 Duke	W, 90-69
1985	
12/27/85 SW Louisiana	L, 78-79**
12/28/85 Texas A&M	W, 70-64

SUN BELT CLASSIC

Nashville, Tennessee	1-0
2007	
12/15/07 Western Kentucky	W, 88-82

SUN BOWL TOURNAMENT

El Paso, Texas	1-1
1962 - Third Place	
12/28/62 Texas Western	L, 57-77
12/29/62 Denver	W, 59-58

TROJAN CLASSIC

Los Angeles, California	1-1
1970 - Third Place	
12/29/70 Houston	L, 65-68
12/30/70 Michigan State	W, 81-70

U.S. VIRGIN ISLANDS PARADISE JAM

St. Thomas, U.S. Virgin Islands	2-1
2009 - Runner-up	
11/20/09 East Carolina	W, 105-66
11/22/09 DePaul	W, 57-53
11/23/09 Purdue	L, 72-73

UTAH CLASSIC

Salt Lake City, Utah	1-1
1976 - Third Place	
12/10/76 San Francisco	L, 77-86
12/11/76 Seton Hall	W, 99-90

VIRGINIA TECH TOURNAMENT

Blacksburg, Virginia	2-0
1963 - Champions	
12/20/63 Maryland	W, 70-59
12/21/63 Virginia Tech	W, 81-60

OUTLOOK

PLAYERS

STAFF

REVIEW

RESULTS

RECORDS

HONORS

POSTSEASON

VOLMANAC

MEDIA INFO



SPECIAL EVENTS & HOLIDAY TOURNAMENTS

VOLUNTEER CLASSIC

Knoxville, Tennessee 44-4

1966 - Champions

12/16/66 Auburn W, 73-49
12/17/66 Clemson W, 52-44

1967 - Champions

12/15/67 Illinois W, 66-42
12/16/67 Tulsa W, 56-48

1968 - Champions

12/13/68 Oklahoma W, 55-49
12/14/68 Southern Illinois W, 54-41

1969 - Champions

12/19/69 Montana State W, 71-62
12/20/69 LaSalle W, 55-47

1970 - Champions

12/18/70 San Francisco W, 79-59
12/19/70 Providence W, 77-58

1971 - Champions

12/17/71 Penn State W, 57-55
12/18/71 Michigan State W, 85-61

1972 - Runner-up

12/15/72 Syracuse W, 87-83
12/16/72 Missouri L, 57-67

1973 - Champions

12/14/73 DePaul W, 96-61
12/15/73 Temple W, 11-6

1974 - Champions

12/13/74 Navy W, 86-59
12/14/74 Harvard W, 84-59

1975 - Champions

12/19/75 Army W, 99-69
12/20/75 Clemson W, 77-66

1976 - Champions

12/17/76 LaSalle W, 92-85
12/18/76 St. John's W, 86-81

1977 - Runner-up

12/16/77 Dartmouth W, 77-58
12/17/77 Utah L, 80-85

1978 - Runner-up

12/15/78 Niagara W, 100-80
12/16/78 Xavier L, 50-51

1979 - Champions

12/14/79 Fordham W, 88-63
12/15/79 Arizona State W, 82-79

1980 - Champions

12/19/80 Iona W, 80-54
12/20/80 Brigham Young W, 81-65

1981 - Champions

12/18/81 American University W, 59-58
12/19/81 California W, 80-48

1982 - Champions

12/17/82 St. Francis (NY) W, 70-51
12/18/82 Miami (Ohio) W, 69-62

1983 - Champions

12/16/83 Montana State W, 64-41
12/17/83 Louisiana Tech W, 71-61

1984 - Champions

12/14/84 Southern Mississippi W, 89-73
12/15/84 Virginia Tech W, 86-75

1985 - Champions

12/20/85 Furman W, 79-45
12/21/85 UNC Wilmington W, 85-57

1986 - Champions

12/19/86 Ball State W, 78-52
12/20/86 UNC Charlotte W, 86-69

1987 - Champions

12/28/87 Army W, 75-52
12/29/87 Pepperdine W, 96-75

1988 - Champions

12/28/88 Miami (Ohio) W, 94-83
12/29/88 Memphis State W, 76-74

1989 - Third Place

12/29/89 Fordham L, 85-93
12/30/89 Washington State W, 83-82



The 1975-76 Vols captured the program's ninth of 20 Volunteer Classic championships in December of 1975 with victories over Army and Clemson at Stokely Athletics Center. Pictured here accepting the trophy are **Terry Crosby, Mike Jackson, Bernard King, Doug Ashworth and Ernie Grunfeld.**

YEARLY RESULTS

1908-09 2-5

Coach: None
Captain: Nathan W. Dougherty

Date	Opponent	Result	Site
J22	at Asheville YMCA	L, 10-20	Asheville
J23	at Asheville School	L, 19-29	Asheville
J27	TSD	W, 55-16	Knoxville
J28	at Carson Newman	L, 21-29	Jefferson City
J29	at Bristol YMCA	L, 31-47	Bristol
J30	at Bristol YMCA	L, 24-28	Bristol
F4	at TMI	W, 21-20	Sweetwater

1909-10 7-8

Coach: None
Captain: Solon S. Kipp

Date	Opponent	Result	Site
D16	Central University	W, 33-31	Knoxville
D20	at Newport YMCA	L, 23-37	Newport
J4	TSD	W, 60-10	Knoxville
J9	at Maryville	W, 30-28	Maryville
J12	Maryville	L, 28-35	Knoxville
F8	Knoxville YMCA	W, 37-15	Knoxville
F12	Mooney School	W, 31-22	Knoxville
F16	at Kentucky	L, 5-20	Lexington
F17	at St. Mary's College	L, 23-26	St. Mary
F18	at Central University	L, 8-62	Danville
F19	at Mooney School	W, 17-15	Harriman
F21	at S. Chattanooga YMCA	L, 20-33	Chattanooga
F26	Knoxville YMCA	L, 21-42	Knoxville
M1	at Maryville	W, 19-16	Maryville
M5	Knoxville YMCA	L, 23-29	Knoxville

1910-11 7-9

Coach: A. A. Stone
Captain: Earl F. Ketchen

Date	Opponent	Result	Site
J11	TSD	L, 30-42	Knoxville
J14	at Maryville	W, 36-28	Maryville
J17	Knoxville YMCA	W, 46-41	Knoxville
J20	Knoxville YMCA	L, 22-36	Knoxville
F10	Knoxville YMCA	W, 34-30	Knoxville
F11	Maryville	W, 41-24	Knoxville
F13	at Tusculum	W, 45-26	Greeneville
F14	at Emory & Henry	W, 38-34	Bristol
F15	at Virginia Tech	L, 20-58	Blacksburg
F17	at Washington & Lee	L, 22-76	Lexington, Va.
F18	vs. VMI	L, 19-21	Lexington, Va.
F20	at Duke	L, 25-48	Durham
F21	at North Carolina	L, 21-40	Chapel Hill
F22	at Guilford College	L, 39-46	Greensboro
F25	at Mooney School	L, 13-43	Harriman
F27	at Maryville	W, 33-29	Maryville

1911-12 5-5

Coach: Zora G. Clevenger
Captain: A. E. Leonhardt

Date	Opponent	Result	Site
D16	Maryville	W, 53-18	Knoxville
J12	Knoxville YMCA	L, 23-32	Knoxville
J22	Knoxville YMCA	W, 31-22	Knoxville
F6	at Central University	L, 27-28	Danville
F7	at Kentucky	L, 15-27	Lexington
F8	at Georgetown (Ky.)	L, 17-46	Georgetown
F9	at Transylvania	L, 19-20	Lexington
F10	at Eastern Kentucky	W, 44-13	Richmond
F16	Knoxville YMCA	W, 35-31	Knoxville
F26	Knoxville YMCA	W, 36-35	Knoxville

1912-13 9-5

Coach: Zora G. Clevenger
Captain: Victor H. Klein

Date	Opponent	Result	Site
D9	Knoxville All-Stars	W, 40-26	Knoxville
D11	Knoxville High School	W, 38-22	Knoxville
D16	Knoxville Central H.S.	W, 44-20	Knoxville
J11	Maryville	W, 37-28	Knoxville
J13	Associates	W, 56-16	Knoxville
J17	Georgia	L, 22-52	Knoxville
J24	at Chattanooga	W, 27-18	Chattanooga
F5	at Chattanooga	W, 24-23	Chattanooga

F6	at Georgia	L, 13-38	Athens
F7	at Mercer	L, 18-24	Macon
F8	at S. Chattanooga YMCA	L, 9-17	Chattanooga
F18	at Central University	W, 35-34	Danville
F19	at Louisville	W, 24-16	Louisville
F20	at New Albany YMCA	L, 19-44	New Albany

1913-14 15-2

Coach: Zora G. Clevenger
Captain: Victor H. Klein

Date	Opponent	Result	Site
D7	Johnson Bible College	W, 45-17	Knoxville
D12	Carson Newman	W, 58-13	Knoxville
J17	at Maryville	W, 49-16	Maryville
F1	at S. Chattanooga YMCA	W, 24-18	Chattanooga
F3	Knoxville High School	W, 52-18	Knoxville
F6	Alabama	W, 49-13	Knoxville
F7	Alabama	W, 22-21	Knoxville
F9	at Cumberland College	W, 32-22	Williamsburg
F10	at Union College	W, 41-12	Barbourville
F11	at Kentucky	L, 14-20	Lexington
F12	at Kentucky	L, 18-20	Lexington
F13	at Louisville YMCA	W, 31-30	Louisville
F14	at Louisville	W, 32-17	Louisville
F18	Chattanooga	W, 32-7	Knoxville
F21	Maryville	W, 36-15	Knoxville
F23	at Maryville	W, 40-19	Maryville
F28	at Chattanooga	W, 34-18	Chattanooga

1914-15 9-2

Coach: Zora G. Clevenger
Captain: Malcolm McSpadden

Date	Opponent	Result	Site
J9	at Cumberland College	W, 62-29	Williamsburg
J12	Carson Newman	W, 83-19	Knoxville
J23	Johnson Bible College	W, 80-19	Knoxville
F5	Kentucky	W, 36-21	Knoxville
F6	Kentucky	W, 27-22	Knoxville
F11	Tusculum	W, 24-19	Knoxville
F16	at Central University	W, 39-20	Danville
F17	at Kentucky	L, 13-22	Lexington
F18	at Kentucky	L, 18-20	Lexington
F19	at Louisville	W, 30-27	Louisville
F20	at Louisville	W, 20-15	Louisville

1915-16 12-0

Coach: Zora G. Clevenger
Captain: B. J. Greenwood

Date	Opponent	Result	Site
J8	Johnson Bible College	W, 43-20	Knoxville
J14	at Chattanooga	W, 39-22	Chattanooga
J22	Cumberland College	W, 54-25	Knoxville
J29	Chattanooga	W, 31-22	Knoxville
F5	Murphy College	W, 43-16	Knoxville
F11	at Murphy College	W, 34-20	Sevierville
F19	Emory & Henry	W, 27-19	Knoxville
F22	at Cumberland College	W, 63-33	Williamsburg
F23	at Kentucky	W, 28-17	Lexington
F24	at Louisville	W, 25-20	Louisville
F25	at Centre	W, 39-30	Danville
F26	at Transylvania	W, 32-30	Lexington

1916-17 10-5

Coach: John R. Bender
Captain: Joseph Jacobs

Date	Opponent	Result	Site
J13	Tusculum	W, 39-11	Knoxville
J20	Maryville	L, 15-23	Knoxville
J23	Knoxville YMCA	W, 27-18	Knoxville
J27	Knoxville YMCA	W, 35-17	Knoxville
F9	at Kentucky	W, 23-20	Lexington
F10	at Kentucky	W, 22-19	Lexington
F19	at Tusculum	L, 17-18	Tusculum
F20	at Virginia Tech	L, 17-41	Blacksburg
F21	at Washington & Lee	L, 19-28	Lexington, Va.
F22	at Virginia	W, 23-21	Charlottesville
F24	at George Washington	L, 19-28	Washington, D.C.
F27	Maryville	W, 31-17	Knoxville
M2	Kentucky	W, 27-26	Knoxville

M3	Kentucky	W, 30-10	Knoxville
M5	at Maryville	W, 30-23	Maryville

1917-18 3-9-1

Coach: R. H. Fitzgerald
Captain: Dan B. Wexler

Date	Opponent	Result	Site
J14	Tusculum	W, 21-17	Knoxville
J26	Maryville	W, 28-19	Knoxville
J29	at Maryville	T, 20-20	Maryville
F7	at Kentucky	L, 26-33	Lexington
F8	at Kentucky	L, 12-40	Lexington
F9	at Transylvania	W, 21-19	Lexington
F18	at Tusculum	L, 26-33	Tusculum
F19	at Virginia Tech	L, 15-34	Blacksburg
F20	at Washington & Lee	L, 19-35	Lexington, Va.
F21	at VMI	L, 19-41	Lexington, Va.
F22	at Virginia	L, 21-58	Charlottesville
M1	Kentucky	L, 18-29	Knoxville
M2	Kentucky	L, 20-32	Knoxville

1918-19 2-6

Coach: R. H. Fitzgerald
Captain: Frank Callaway

Date	Opponent	Result	Site
F7	Kentucky	W, 40-22	Knoxville
F18	Union College	W, 61-20	Knoxville
F19	Maryville	L, 18-21	Knoxville
F20	at Chattanooga	L, 22-27	Chattanooga
F26	at Centre	L, 26-55	Danville
F27	at Georgetown	L, 33-34	Lexington
F28	at Kentucky	L, 14-30	Lexington
M1	at Union College	L, 35-53	Barbourville

1919-20 11-3

Coach: John R. Bender
Captain: Henry P. (Peg) Bell

Date	Opponent	Result	Site
J17	Jellico YMCA	W, 49-19	Knoxville
J19	Tusculum	W, 41-35	Knoxville
J23	Maryville	W, 43-23	Knoxville
J30	at Maryville	L, 11-23	Maryville
F2	at Jellico YMCA	W, 27-12	Jellico
F3	at Centre	W, 2-0	Danville
F4	at Georgetown (Ky.)	W, 54-14	Georgetown
F5	at Kentucky	W, 29-24	Lexington
F6	at Transylvania	W, 38-15	Lexington
F7	at Kentucky	W, 27-26	Lexington
F25	Knoxville YMCA	W, 47-18	Knoxville
F27	Kentucky	W, 28-25	Knoxville
F28	Kentucky	L, 25-36	Knoxville

World Basketball Championship

M10	at Atlanta Athletic Club	L, 26-58	Atlanta
-----	--------------------------	----------	---------

1920-21 8-7

Coach: John R. Bender
Captain: Conrad Troutman

Date	Opponent	Result	Site
J12	Knoxville High School	W, 26-20	Knoxville
J15	Tusculum	W, 41-15	Knoxville
J19	Jellico YMCA	W, 27-19	Knoxville
J23	Knoxville High School	L, 17-21	Knoxville
J29	Cumberland College	W, 48-13	Knoxville
F5	Maryville	W, 35-30	Knoxville
F10	Maryville	W, 32-17	Knoxville
F11	Carson Newman	W, 39-16	Knoxville
F15	at Chattanooga	L, 18-19	Chattanooga
F16	at Atlanta Athletic Club	L, 29-59	Atlanta
F17	at Macon YMCA	L, 16-52	Macon
F18	at Mercer	L, 20-28	Macon
F19	at Georgia Tech	W, 29-28	Atlanta
F23	Knoxville Am. Legion	L, 26-30	Knoxville

SIAA Tournament

M2	Millsaps	L, 28-29	Atlanta
----	----------	----------	---------

OUTLOOK

PLAYERS

STAFF

REVIEW

RESULTS

RECORDS

HONORS

POSTSEASON

VOLMANAC

MEDIA INFO



YEAR-BY-YEAR RESULTS

1921-22

13-7-1

Coach: M. B. Banks

Captain: Palmer Jones

Date	Opponent	Result	Site
	Johnson Bible College	W, 21-10	Knoxville
D29	Knoxville YMCA	T, 15-15	Knoxville
J6	Milligan	W, 31-14	Knoxville
J10	Carson Newman	W, 28-12	Knoxville
J13	King	W, 24-17	Knoxville
J18	Chattanooga	L, 18-19	Knoxville
J28	at Virginia Tech	L, 19-26	Blacksburg
	at Roanoke College	W, 33-28	Roanoke
	at Washington & Lee	L, 11-40	Lexington, Va.
F1	at VMI	L, 19-26	Lexington
F2	at Virginia	L, 21-31	Charlottesville
F3	at Lynchburg Elks Lodge	L, 21-32	Lynchburg
F7	Knoxville YMCA	W, 32-26	Knoxville
F11	Vanderbilt	W, 20-5	Knoxville
F14	Emory & Henry	W, 38-11	Knoxville
F16	Louisville	W, 28-22	Knoxville
F17	Georgia Tech	W, 26-14	Knoxville
F20	at Carson Newman	W, 29-14	Jefferson City
F22	at Vanderbilt	W, 16-15	Nashville

SIAA Tournament

F25	Mississippi College	W, 19-18	Atlanta
F27	Alabama	L, 25-29	Atlanta

1922-23

15-2

Coach: M. B. Banks

Captain: Howard Johnson

Date	Opponent	Result	Site
J8	Maryville	W, 18-15	Knoxville
J11	Camp Benning	W, 19-13	Knoxville
J15	Tusculum	W, 35-19	Knoxville
J20	Kentucky	W, 30-26	Knoxville
J22	Milligan	W, 22-12	Knoxville
J30	Georgetown (Ky.)	W, 30-20	Knoxville
F2	Georgia	W, 30-26	Knoxville
F7	at Centre	W, 27-21	Danville
F8	at Transylvania	W, 20-19	Lexington
F9	at Georgetown (Ky.)	W, 34-16	Georgetown
F10	at Kentucky	W, 28-23	Lexington
F12	Centenary	W, 21-12	Knoxville
F16	Emory & Henry	W, 32-11	Knoxville
F20	Transylvania	W, 29-16	Knoxville
F22	at Vanderbilt	L, 25-28	Nashville
F24	Maryville	W, 23-21	Knoxville

SIAA Tournament

F27	Georgia	L, 19-23	Atlanta
-----	---------	----------	---------

1923-24

10-8

Coach: M. B. Banks

Captain: Bill Hatcher

Date	Opponent	Result	Site
J5	Milligan	W, 24-11	Knoxville
J12	Maryville	W, 26-17	Knoxville
J15	Mississippi State	W, 20-17	Knoxville
J18	Kentucky	W, 20-13	Knoxville
J20	Sewanee	W, 46-20	Knoxville
J26	Mercer	L, 23-28	Knoxville
J28	at Ole Miss	L, 17-36	Oxford
J29	at Ole Miss	L, 13-24	Oxford
J30	at Mississippi State	L, 26-48	Starkville
J31	at St. Stanislas	W, 25-21	Bay St. Louis
F1	at Tulane	L, 20-42	New Orleans
F2	at Tulane	L, 24-39	New Orleans
F9	Vanderbilt	W, 36-23	Knoxville
F12	at Maryville	L, 18-20	Maryville
F16	Clemson	W, 18-12	Knoxville
F21	Transylvania	W, 41-28	Knoxville
F25	Maryville	W, 30-25	Knoxville

SIAA Tournament

F29	Mississippi State	L, 18-33	Atlanta
-----	-------------------	----------	---------

1924-25

6-8

Coach: M. B. Banks

Captain: Earl Keister

Date	Opponent	Result	Site
J7	Lincoln Memorial	W, 32-14	Knoxville
J10	Ole Miss	W, 15-13	Knoxville
J14	Maryville	W, 16-13	Knoxville
J23	at Maryville	L, 21-28	Maryville
J31	at Chattanooga	L, 14-25	Chattanooga
F2	at Vanderbilt	L, 18-27	Nashville
F4	Centre	W, 25-23	Knoxville

F9	Kentucky	L, 22-35	Knoxville
F14	Tulane	L, 18-32	Knoxville
F16	at Centre	L, 23-26	Danville
F17	at Georgetown (Ky.)	W, 20-12	Georgetown
F18	at Kentucky	L, 21-26	Lexington
F21	Alabama	L, 14-26	Knoxville
F24	Maryville	W, 34-15	Knoxville

1925-26

9-8

Coach: M. B. Banks

Captain: Billy Harkness

Date	Opponent	Result	Site
J9	Athletic House	W, 44-29	Knoxville
J12	Chattanooga	W, 37-23	Knoxville
J14	Maryville	W, 37-22	Knoxville
J16	Tusculum	W, 44-22	Knoxville
J18	Carson Newman	L, 25-34	Knoxville
J25	at Maryville	L, 28-29	Maryville
F2	Alabama	L, 21-42	Knoxville
F4	Cumberland College	W, 32-13	Knoxville
F5	Kentucky Wesleyan	W, 28-19	Knoxville
F6	Vanderbilt	W, 38-32	Knoxville
F10	Centre	W, 32-15	Knoxville
F12	Kentucky	L, 17-51	Knoxville
F17	at Centre	W, 32-15	Danville
F18	at Kentucky	L, 21-27	Lexington
F19	at Kentucky Wesleyan	L, 26-40	Owensboro
F20	at Ohio	L, 30-50	Athens

Southern Conference Tournament

F26	Georgia	L, 25-48	Atlanta
-----	---------	----------	---------

1926-27

7-12

Coach: W. H. Britton

Captain: James Cooley

Date	Opponent	Result	Site
J5	Tennessee Wesleyan	L, 20-23	Knoxville
J7	Florida	W, 22-19	Knoxville
J10	Maryville	L, 22-23	Knoxville
J12	at Georgia	L, 28-29	Athens
J13	at Clemson	W, 17-4	Clemson
J15	at South Carolina	L, 24-39	Columbia
J21	Kentucky	W, 19-14	Knoxville
J24	at Maryville	L, 19-24	Maryville
J27	Carson Newman	L, 30-33	Knoxville
J29	Concord State	W, 36-25	Knoxville
F3	at Carson Newman	L, 21-25	Jefferson City
F5	Centre	W, 25-19	Knoxville
F10	Louisville	L, 26-28	Knoxville
F12	Ole Miss	L, 34-39	Knoxville
F15	Auburn	W, 24-23	Knoxville
F18	at Centre	L, 19-23	Danville
F19	at Kentucky	W, 30-21	Lexington
F21	at Vanderbilt	L, 25-35	Nashville

Southern Conference Tournament

F25	North Carolina	L, 17-32	Atlanta
-----	----------------	----------	---------

1927-28

0-12

Coach: W. H. Britton

Captain: James Cooley

Date	Opponent	Result	Site
J6	Tennessee Wesleyan	L, 35-36	Knoxville
J14	Maryville	L, 20-25	Knoxville
J20	at Auburn	L, 14-63	Auburn
J21	at Georgia Tech	L, 26-31	Atlanta
J24	Alabama	L, 22-45	Knoxville
J27	at Georgetown (Ky.)	L, 18-52	Georgetown
J28	at Kentucky	L, 18-48	Lexington
J2	Louisville	L, 29-49	Knoxville
F9	Kentucky	L, 16-43	Knoxville
F13	Georgia Tech	L, 25-42	Knoxville
F14	Sewanee	L, 31-39	Knoxville
F18	Vanderbilt	L, 26-28	Knoxville

1928-29

11-5

Coach: W. H. Britton

Captain: E. O. Butcher

Date	Opponent	Result	Site
D28	South Carolina	W, 29-20	Knoxville
D29	South Carolina	W, 22-14	Knoxville
J3	Clemson	W, 36-29	Knoxville
J5	North Carolina	L, 26-28	Knoxville
J12	Tennessee Wesleyan	W, 36-19	Knoxville
J17	Kentucky	L, 29-35	Knoxville
J19	at Kentucky	L, 22-27	Lexington

J22	Maryville	W, 30-23	Knoxville
J28	Alabama	W, 30-23	Knoxville
F4	Georgetown (Ky.)	W, 39-32	Knoxville
F12	at Georgia	L, 21-45	Athens
F13	at Georgia Tech	W, 30-25	Atlanta
F16	Knoxville YMCA	W, 26-23	Knoxville
F22	at Sewanee	W, 22-15	Sewanee
F23	at Vanderbilt	W, 26-22	Nashville

Southern Conference Tournament

M1	North Carolina State	L, 32-48	Atlanta
----	----------------------	----------	---------

1929-30

13-4

Coach: W. H. Britton

Captains: R. L. Dodd, E. R. Lucas

Date	Opponent	Result	Site
D19	Carson Newman	W, 35-15	Knoxville
D23	Tepcos	W, 37-32	Knoxville
J6	Clemson	W, 35-26	Knoxville
J11	Maryville	W, 36-25	Knoxville
J15	Tennessee Wesleyan	W, 43-20	Knoxville
J18	at Kentucky	L, 20-23	Lexington
J22	Georgia Tech	W, 33-28	Knoxville
J24	Auburn	W, 33-18	Knoxville
J31	Kentucky	W, 29-24*	Knoxville
F6	Sewanee	W, 37-26	Knoxville
F7	at Alabama	L, 14-29	Tuscaloosa
F8	at Vanderbilt	W, 23-21	Nashville
F19	at Tepcos	L, 24-26	Chattanooga
F22	Vanderbilt	W, 38-33	Knoxville

Southern Conference Tournament

F29	VMI	W, 28-20	Atlanta
M1	Washington & Lee	W, 39-28	Atlanta
M3	Alabama	L, 22-32	Atlanta

1930-31

11-10

Coach: W. H. Britton

Captains: Maurice Corbitt, Hugh D. Faust, Jr.

Date	Opponent	Result	Site
D14	Carson Newman	W, 24-20	Knoxville
D20	Union College	W, 31-23	Knoxville
J2	Burk Terrors	W, 50-28	Knoxville
J5	Clemson	W, 40-23	Knoxville
J10	at Kentucky	L, 23-31	Lexington
J12	Tennessee Wesleyan	W, 47-25	Knoxville
J16	at Georgia	L, 19-22	Athens
J17	at Clemson	L, 31-38	Clemson
J22	at Georgia Tech	L, 29-49	Atlanta
J24	Maryville	W, 40-17	Knoxville
J27	at Vanderbilt	L, 40-41	Nashville
J31	Kentucky	L, 32-36*	Knoxville
F4	Detroit	L, 30-31	Knoxville
F7	Alabama	W, 26-24	Knoxville
F10	Georgia Tech	L, 25-32	Knoxville
F11	Duke	W, 36-25	Knoxville
F16	Milligan	W, 36-33	Knoxville
F19	Georgia	L, 18-31	Knoxville
F21	Vanderbilt	W, 37-34	Knoxville

Southern Conference Tournament

F27	Alabama	W, 26-20	Atlanta
F28	Florida	L, 29-33	Atlanta

1931-32

8-7

Coach: W. H. Britton

Captain: Claude S. Reeder, Jr.

Date	Opponent	Result	Site
D19	Carson Newman	W, 30-21	Knoxville
J1	Lincoln Memorial	W, 42-17	Knoxville
J4	Clemson	W, 25-18	Knoxville
J9	Georgia	W, 24-17	Knoxville
J13	Milligan	L, 26-32	Knoxville
J16	Kentucky	L, 28-29	Knoxville
J23	at Georgia	L, 19-38	Athens
J26	at Vanderbilt	W, 27-25	Nashville
J30	at Alabama	L, 19-24	Tuscaloosa
F2	Tennessee Wesleyan	W, 33-23	Knoxville
F6	Alabama	L, 21-25	Knoxville
F8	Duke	W, 32-31	Knoxville
F13	at Kentucky	L, 27-41	Lexington
F19	Vanderbilt	W, 27-22	Knoxville

Southern Conference Tournament

F26	North Carolina	L, 25-35	Atlanta
-----	----------------	----------	---------



1932-33 9-11 / 3-7 (10th SEC)

Coach: W. H. Britton
Captain: E. Powell McWhirter

Date	Opponent	Result	Site
D17	Lincoln Memorial	W, 41-18	Knoxville
D30	at Tulane	L, 23-31	New Orleans
D31	at Tulane	L, 33-34	New Orleans
J2	at Alabama	L, 15-49	Tuscaloosa
J5	South Carolina	L, 29-33	Knoxville
J7	Celtics	L, 28-30	Knoxville
J10	at Vanderbilt	L, 32-37	Nashville
J14	Kentucky	L, 21-42	Knoxville
J16	Milligan	L, 26-44	Knoxville
J20	Chattanooga	W, 43-30	Knoxville
J24	Alabama	W, 26-23	Knoxville
J28	at Kentucky	L, 23-44	Lexington
J31	King	W, 43-21	Knoxville
F4	at Georgia Tech	L, 23-37	Atlanta
F7	Mexico	W, 43-31	Knoxville
F11	Tennessee Wesleyan	W, 51-11	Knoxville
F13	Georgia Tech	W, 33-26	Knoxville
F17	Vanderbilt	W, 35-27	Knoxville
Southeastern Conference Tournament			
F24	Georgia Tech	W, 30-24	Atlanta
F25	LSU	L, 43-55	Atlanta

1933-34 10-7 / 3-5 (8th SEC)

Coach: W. H. Britton
Captain: Albert Kirk

Date	Opponent	Result	Site
D19	Tennessee Wesleyan	W, 41-19	Knoxville
J6	Celtics	L, 25-30	Knoxville
J9	Clemson	W, 30-27	Knoxville
J13	Kentucky	L, 23-44	Knoxville
J16	at Alabama	L, 31-44	Tuscaloosa
J20	Emory & Henry	W, 32-31	Knoxville
J24	at Vanderbilt	L, 26-31	Nashville
J27	at Kentucky	L, 26-53	Lexington
J31	at Georgia Tech	W, 35-25	Atlanta
F3	Milligan	W, 31-26	Knoxville
F6	Chattanooga	W, 43-28	Knoxville
F9	Alabama	L, 26-54	Knoxville
F12	Georgia Tech	W, 23-21	Knoxville
F16	Vanderbilt	W, 45-34	Knoxville
Southeastern Conference Tournament			
F24	LSU	W, 42-35	Atlanta
F25	Auburn	W, 43-26	Atlanta
F26	Alabama	L, 26-29	Atlanta

1934-35 11-5 / 7-4 (3rd SEC)

Coach: W. H. Britton
Captain: Harry Anderson

Date	Opponent	Result	Site
D15	Tennessee Wesleyan	W, 65-20	Knoxville
D17	Lincoln Memorial	W, 52-16	Knoxville
J7	Clemson	L, 33-40	Knoxville
J10	Tulane	W, 39-17	Knoxville
J11	Tulane	W, 39-27	Knoxville
J16	at Georgia Tech	W, 36-26	Atlanta
J19	Emory & Henry	W, 32-29	Knoxville
J26	at Kentucky	L, 21-48	Lexington
F1	Auburn	W, 48-27	Knoxville
F4	at Alabama	L, 29-45	Tuscaloosa
F9	Alabama	L, 28-30	Knoxville
F12	at Vanderbilt	W, 39-29	Nashville
F16	Kentucky	L, 36-38	Knoxville
F18	Georgia Tech	W, 34-31	Knoxville
F23	Vanderbilt	W, 39-37	Knoxville
M2	Woco-Pep	W, 51-27	Knoxville

1935-36 15-6 / 8-4 (3rd SEC)

Coach: Blair Gullion
Captain: Harry Anderson

Date	Opponent	Result	Site
D14	Tennessee Wesleyan	W, 44-22	Knoxville
D19	at Lambuth	L, 28-29	Jackson
J4	Emory & Henry	W, 31-29	Knoxville
J7	Chattanooga	W, 45-22	Knoxville
J11	Georgia	W, 56-44	Knoxville
J15	Sewanee	W, 41-18	Knoxville
J17	at Georgia Tech	L, 30-33	Atlanta
J18	at Alabama	W, 39-34	Tuscaloosa
J24	at Xavier	L, 20-34	Cincinnati
J25	at Kentucky	L, 31-40	Lexington

J31	at Georgia	L, 24-30	Athens
F1	at Chattanooga	W, 44-16	Chattanooga
F10	Alabama	W, 28-20	Knoxville
F15	Kentucky	W, 39-28	Knoxville
F18	at Vanderbilt	L, 30-33	Nashville
F19	at Sewanee	W, 46-35	Sewanee
F22	Vanderbilt	W, 34-33	Knoxville
F24	Georgia Tech	W, 33-21	Knoxville
Southeastern Conference Tournament			
F28	Auburn	W, 43-25	Knoxville
F29	Kentucky	W, 39-28	Knoxville
M2	Alabama	W, 29-25	Knoxville

1936-37 17-5 / 7-1 (2nd SEC)

Coach: Blair Gullion
Captain: Floyd Marshall

Date	Opponent	Result	Site
D9	Tennessee Wesleyan	W, 36-20	Knoxville
D12	Carson Newman	W, 37-18	Knoxville
D17	Clemson	W, 33-23	Knoxville
D31	T-Arkansas	L, 34-42	New Orleans
J5	Emory & Henry	W, 35-27	Knoxville
J9	Creighton	W, 34-28	Knoxville
J12	Chattanooga	W, 35-15	Knoxville
J16	at Alabama	W, 36-31**	Tuscaloosa
J19	Sewanee	W, 47-12	Knoxville
J23	at Kentucky	L, 26-43	Lexington
J27	at Long Island	L, 24-30	New York City
J28	at Baltimore	L, 33-37	Baltimore
F1	Marshall	W, 33-31	Knoxville
F4	at Vanderbilt	W, 50-30	Nashville
F8	Alabama	W, 26-23	Knoxville
F13	Kentucky	W, 26-24	Knoxville
F17	Vanderbilt	W, 34-28	Knoxville
F19	at Chattanooga	W, 28-20	Chattanooga
F20	at Sewanee	W, 36-23	Sewanee
Southeastern Conference Tournament			
F26	Georgia	W, 35-11	Knoxville
F27	Alabama	W, 42-25	Knoxville
M1	Kentucky	L, 25-39	Knoxville

T-Sugar Bowl Classic

1937-38 15-8 / 7-4 (5th SEC)

Coach: Blair Gullion
Captain: Alvin Rice

Date	Opponent	Result	Site
D7	Lincoln Memorial	W, 27-14	Knoxville
D11	Tennessee Wesleyan	W, 42-15	Knoxville
D17	at Clemson	L, 15-28	Clemson
D18	at South Carolina	W, 31-21	Columbia
D20	at George Washington	L, 24-47	Washington, D.C.
D21	at Duquesne	W, 31-27	Pittsburgh
J5	Mississippi State	L, 31-35	Knoxville
J8	Emory & Henry	W, 26-20	Knoxville
J14	at Alabama	W, 27-17	Tuscaloosa
J15	at Mississippi State	L, 31-34	Starkville
J18	Sewanee	W, 39-20	Knoxville
J22	at Kentucky	L, 27-52	Lexington
J25	Chattanooga	W, 38-18	Knoxville
J28	at Vanderbilt	W, 37-30	Nashville
F5	Marshall	L, 31-34	Knoxville
F7	at Chattanooga	W, 37-31	Chattanooga
F11	Alabama	W, 36-22	Knoxville
F16	Florida	W, 41-28	Knoxville
F19	Vanderbilt	W, 38-26	Knoxville
F22	at Sewanee	W, 33-27	Sewanee
F26	Kentucky	L, 26-29	Knoxville
Southeastern Conference Tournament			
M3	Mississippi State	W, 41-34	Baton Rouge
M3	Ole Miss	L, 40-45	Baton Rouge

1938-39 14-7 / 6-5 (8th SEC)

Coach: John Mauer
Captains: Charles Higdon, Beryl Logan

Date	Opponent	Result	Site
D5	Lincoln Memorial	W, 37-35	Knoxville
D10	Clemson	W, 29-16	Knoxville
D15	Tennessee Wesleyan	W, 29-24	Knoxville
J3	Emory & Henry	W, 52-25	Knoxville
J9	South Carolina	W, 44-18	Knoxville
J13	at Alabama	L, 37-39**	Tuscaloosa
J14	at Mississippi State	L, 24-25	Starkville
J18	Sewanee	W, 51-27	Knoxville
J21	at Kentucky	W, 30-29	Lexington

J23	Michigan State	L, 31-35	Knoxville
J28	Vanderbilt	W, 33-31	Knoxville
F4	Marshall	W, 42-41	Knoxville
F10	Alabama	L, 37-42**	Knoxville
F14	Mississippi State	W, 42-30	Knoxville
F18	Kentucky	L, 34-36**	Knoxville
F21	at Vanderbilt	L, 38-46	Nashville
F22	at Sewanee	W, 44-20	Sewanee
F25	Georgia	W, 35-29	Knoxville
Southeastern Conference Tournament			
M2	Auburn	W, 49-35	Knoxville
M3	Vanderbilt	W, 39-36	Knoxville
M4	Kentucky	L, 38-46	Knoxville

1939-40 14-7 / 7-3 (2nd SEC)

Coach: John Mauer
Captain: Gilbert Huffman

Date	Opponent	Result	Site
D11	Tennessee Tech	W, 37-23	Knoxville
D20	Milligan	W, 35-23	Knoxville
D30	King College	W, 54-17	Knoxville
J2	Lincoln Memorial	W, 39-32	Knoxville
J6	at Michigan State	L, 20-29	East Lansing
J8	at Xavier	L, 35-36	Cincinnati
J13	at Alabama	W, 26-23	Tuscaloosa
J15	Vanderbilt	W, 29-23	Knoxville
J20	at Kentucky	L, 26-35	Lexington
J26	at Sewanee	W, 46-19	Sewanee
J27	at Vanderbilt	W, 34-31	Nashville
J31	Tennessee Wesleyan	W, 43-21	Knoxville
F3	Marshall	L, 40-47	Knoxville
F10	Sewanee	W, 36-28	Knoxville
F12	Alabama	L, 23-26	Knoxville
F17	Kentucky	W, 27-23	Knoxville
F23	at Florida	L, 38-41	Gainesville
F24	at Georgia	W, 48-41	Athens
Southeastern Conference Tournament			
F28	Georgia Tech	W, 55-43	Knoxville
F29	Florida	W, 42-32	Knoxville
M1	Kentucky	L, 29-30**	Knoxville

1940-41 17-5 / 8-3 (3rd SEC)

Coach: John Mauer
Captain: Frank Thomas

Date	Opponent	Result	Site
D7	Tennessee Tech	W, 46-27	Knoxville
D20	Emory & Henry	W, 51-27	Knoxville
D30	Austin Peay	W, 31-23	Knoxville
J2	Marshall	W, 33-22	Knoxville
J4	at Virginia	L, 30-41	Charlottesville
J6	at Marshall	L, 29-33	Huntington
J11	at Alabama	L, 22-27	Tuscaloosa
J18	Kentucky	W, 32-22	Knoxville
J24	Mississippi State	W, 37-28	Knoxville
J25	Georgia	W, 46-23	Knoxville
J27	Chattanooga	W, 53-18	Knoxville
J31	at Auburn	W, 51-33	Auburn
F1	at Georgia	L, 36-47	Athens
F8	Ole Miss	W, 61-29	Knoxville
F10	Alabama	W, 34-23	Knoxville
F15	at Kentucky	L, 28-37	Lexington
F17	at Vanderbilt	W, 37-36	Nashville
F22	Vanderbilt	W, 46-25	Knoxville
Southeastern Conference Tournament			
F27	Mississippi State	W, 35-29	Louisville
F28	Georgia	W, 41-39	Louisville
M1	Florida	W, 47-26	Louisville
M1	Kentucky	W, 36-33	Louisville

1941-42 19-3 / 7-1 (1st SEC)

Coach: John Mauer
Captain: Bernie Mehen

Date	Opponent	Result	Site
D6	Tennessee Tech	W, 42-23	Knoxville
D9	Lincoln Memorial	W, 60-15	Knoxville
D11	Austin Peay	W, 50-18	Knoxville
D20	Union	W, 42-19	Knoxville
D23	at Xavier	W, 46-36	Cincinnati
D30	T-Long Island	W, 36-33	New Orleans
J5	at Duke	L, 35-37	Durham
J9	at Alabama	W, 37-15	Tuscaloosa
J10	at Ole Miss	W, 42-39	Oxford
J17	Kentucky	W, 46-40	Knoxville
J23	Auburn	W, 43-23	Knoxville

YEAR-BY-YEAR RESULTS

J24	Xavier	W, 42-30	Knoxville
J31	Marshall	W, 48-37	Knoxville
F2	Turner Field	W, 47-23	Knoxville
F7	Alabama	W, 36-29	Knoxville
F9	Chattanooga	W, 45-12	Knoxville
F14	at Kentucky	L, 33-36	Lexington
F16	at Vanderbilt	W, 34-33	Nashville
F21	Vanderbilt	W, 39-26	Knoxville

Southeastern Conference Tournament

F26	Georgia	W, 62-50	Louisville
F27	Mississippi State	W, 50-40	Louisville
F28	Alabama	L, 18-21	Louisville

1-Sugar Bowl Classic

1942-43 14-4 / 6-3 (3rd SEC)

Coach: John Mauer

Captain: Paul Herman

Date	Opponent	Result	Site
D5	Tennessee Tech	W, 44-27	Knoxville
D10	Union	W, 48-31	Knoxville
D19	Duke	W, 51-33	Knoxville
D26	at St. John's	L, 41-52	New York City
J8	at Mississippi State	W, 35-33	Starkville
J9	at Alabama	W, 37-27	Tuscaloosa
J16	Kentucky	L, 28-30	Knoxville
J23	Xavier	W, 55-23	Knoxville
J29	Auburn	W, 57-23	Knoxville
F1	at Xavier	W, 48-38	Cincinnati
F6	Mississippi State	W, 42-36	Knoxville
F8	Alabama	W, 36-33	Knoxville
F13	at Kentucky	L, 29-53	Lexington
F15	at Vanderbilt	L, 27-30	Nashville
F20	Vanderbilt	W, 44-22	Knoxville

Southeastern Conference Tournament

F26	Vanderbilt	W, 41-31	Louisville
F27	LSU	W, 52-34	Louisville
F27	Kentucky	W, 33-30	Louisville

1943-44 No Team

1944-45 18-5 / 8-2 (1st SEC)

Coach: John Mauer

Captain: Garland (Mule) O'Shields

Date	Opponent	Result	Site
D2	Lincoln Memorial	W, 63-28	Knoxville
D8	Tennessee Tech	W, 44-28	Knoxville
D15	Tusculum	W, 49-17	Knoxville
D25	at New York University	W, 50-48	New York City
D27	at Temple	L, 31-33	Philadelphia
D30	vs. Ohio University	W, 40-36	Buffalo
J6	Marshall	W, 48-40	Knoxville
J11	at Alabama	W, 23-14	Tuscaloosa
J12	at Mississippi State	W, 41-26	Starkville
J20	Kentucky	W, 35-34	Knoxville
J27	Georgia Tech	W, 44-26	Knoxville
J30	Georgia	W, 42-26	Knoxville
F3	Mississippi State	W, 44-27	Knoxville
F10	at Georgia Tech	L, 49-53	Atlanta
F12	at Georgia	W, 48-38	Athens
F17	at Kentucky	L, 34-40	Lexington
F19	Alabama	W, 38-27	Knoxville
F24	Murray State	W, 57-38	Knoxville

Southeastern Conference Tournament

M1	Ole Miss	W, 59-37	Louisville
M2	Auburn	W, 56-26	Louisville
M3	Georgia Tech	W, 41-37	Louisville
M3	Kentucky	L, 35-39	Louisville

National Invitation Tournament

M17	Rhode Island	L, 44-51	New York City
-----	--------------	----------	---------------

1945-46 15-5 / 8-3 (3rd SEC)

Coach: John Mauer

Captain: Garland (Mule) O'Shields

Date	Opponent	Result	Site
D3	Tennessee Tech	W, 52-26	Knoxville
D8	Lincoln Memorial	W, 63-18	Knoxville
D11	Milligan	W, 50-38	Knoxville
D19	at East Tennessee State	W, 44-24	Johnson City
D25	at Long Island	L, 43-45	New York City
D29	at Temple	W, 43-36	Philadelphia
J5	Marshall	W, 44-31	Knoxville
J11	at Ole Miss	W, 65-42	Oxford
J12	at Mississippi State	W, 52-27	Starkville
J19	Kentucky	L, 32-50	Knoxville

J26	at Georgia Tech	W, 49-27	Atlanta
J27	at Georgia	W, 46-33	Athens
F4	Mississippi State	W, 38-31	Knoxville
F9	Georgia Tech	L, 34-38	Knoxville
F11	Georgia	W, 45-28	Knoxville
F16	at Kentucky	L, 34-54	Lexington
F18	at Vanderbilt	W, 55-33	Nashville
F25	Vanderbilt	W, 42-32	Knoxville

Southeastern Conference Tournament

F28	Vanderbilt	W, 46-32	Louisville
M1	Alabama	L, 24-35	Louisville

1946-47 16-5 / 10-3 (3rd SEC)

Coach: John Mauer

Captains: Ted Cook, Dick Mehen

Date	Opponent	Result	Site
D2	Lincoln Memorial	W, 60-24	Knoxville
D7	Milligan	W, 59-33	Knoxville
D9	Tennessee Tech	W, 65-22	Knoxville
D18	at East Tennessee State	W, 53-23	Johnson City
D21	at Long Island	L, 32-42	New York City
J4	Duke	W, 53-47	Knoxville
J10	at Mississippi State	W, 35-34	Starkville
J11	at Auburn	W, 66-30	Auburn
J18	Kentucky	L, 39-54	Knoxville
J20	at Georgia Tech	L, 43-48	Atlanta
J27	at Georgia	W, 48-33	Athens
F1	Mississippi State	W, 65-36	Knoxville
F3	Auburn	W, 63-27	Knoxville
F7	Georgia Tech	W, 40-28	Knoxville
F8	Georgia	W, 62-33	Knoxville
F10	Ole Miss	W, 61-28	Knoxville
F15	at Kentucky	L, 46-61	Lexington
F17	at Vanderbilt	W, 54-47	Nashville
F22	Vanderbilt	W, 56-21	Knoxville

Southeastern Conference Tournament

F27	Georgia	W, 58-45	Louisville
F28	Tulane	L, 41-47	Louisville

1947-48 20-5 / 10-2 (3rd SEC)

Coach: Emmett Lowery

Captain: Marshall Hawkins

Date	Opponent	Result	Site
D2	Lincoln Memorial	W, 56-41	Knoxville
D5	Milligan	W, 76-36	Knoxville
D9	vs. Washington & Lee	W, 85-49	Bristol
D11	Tennessee Tech	W, 57-33	Knoxville
D13	at Milligan	W, 52-34	Johnson City
D20	vs. Miami (Ohio)	L, 51-54	Cincinnati
D31	Wake Forest	W, 60-47	Durham
J3	at Duke	W, 62-58	Durham
J5	at North Carolina	L, 43-52	Chapel Hill
J10	Alabama	W, 47-35	Knoxville
J12	Mississippi State	W, 64-57	Knoxville
J17	Kentucky	L, 54-65	Knoxville
J24	at Georgia Tech	W, 59-57	Atlanta
J26	at Georgia	W, 70-64	Athens
J31	at Chattanooga	W, 79-64	Chattanooga
F2	at Mississippi State	W, 47-46	Starkville
F6	Georgia Tech	W, 49-46	Knoxville
F7	Georgia	W, 69-60	Knoxville
F14	at Kentucky	L, 42-69	Lexington
F16	at Vanderbilt	W, 63-48	Nashville
F21	Vanderbilt	W, 72-53	Knoxville
F27	vs. LSU	W, 56-48	Memphis

Southeastern Conference Tournament

M4	Mississippi State	W, 73-52	Louisville
M5	Ole Miss	W, 81-62	Louisville
M6	Kentucky	L, 47-70	Louisville

1948-49 19-7 / 8-3 (3rd SEC)

Coach: Emmett Lowery

Captain: Paul Walther

Date	UT/Opp	Opponent	Result	Site
N29	-/-	at Lincoln Memorial	W, 58-43	Harrrogate
D2	-/-	at St. John's	L, 45-67	New York City
D4	-/-	at St. Joseph's	L, 68-83	Philadelphia
D8	-/-	Tennessee Tech	W, 58-45	Knoxville
D11	-/-	Tulsa	W, 63-38	Knoxville
D17	-/-	at Florida	W, 58-52	Gainesville
D20	-/-	at Tampa	W, 74-50	Tampa
D30	-/-	vs. Arkansas	L, 55-58	Memphis
J3	-/-	Wake Forest	W, 70-51	Knoxville

J8	-/-	Loyola (South)	W, 73-57	Knoxville
J10	-/-	at Vanderbilt	W, 53-51	Nashville
J15	-/+	Kentucky	L, 51-66	Knoxville
J22	-/-	at Georgia Tech	W, 63-56	Atlanta
J24	-/-	at Georgia	W, 61-59	Athens
J29	-/-	Vanderbilt	W, 67-64	Knoxville
J31	-/-	North Carolina	W, 84-56	Knoxville
F4	-/-	Georgia	W, 77-51	Knoxville
F5	-/-	Georgia Tech	L, 71-72*	Knoxville
F8	-/1	at Kentucky	L, 56-71	Lexington
F12	-/-	Mississippi State	W, 63-58	Knoxville
F19	-/-	at Chattanooga	W, 94-75	Chattanooga
F21	-/-	LSU	W, 81-72	Knoxville
F23	-/-	The Citadel	W, 64-42	Knoxville

Southeastern Conference Tournament

M3	-/-	Mississippi State	W, 73-46	Louisville
M4	-/1	Ole Miss	W, 74-49	Louisville
M5	-/1	Kentucky	L, 44-83	Louisville

* First poll of the season was not released until Jan. 20. Kentucky was ranked No. 2 in the first poll.

1949-50 15-11 / 5-6 (7th SEC)

Coach: Emmett Lowery

Captain: Art Burris

Date	UT/Opp	Opponent	Result	Site
N30	-/-	at Lincoln Memorial	W, 67-59	Harrrogate
D3	-/-	Tennessee Tech	W, 69-62	Knoxville
D5	-/-	Maryland	W, 61-40	Knoxville
D10	-/-	Chattanooga	W, 65-50	Knoxville
D16	-/1	Dayton	L, 38-57	Knoxville
D21	-/1	vs. Tampa	L, 63-66	Chattanooga
D29	-/1	1-Utah State	W, 66-62	Des Moines
D30	-/1	1-Drake	W, 64-57	Des Moines
J2	-/1	at Louisville	L, 63-74	Louisville
J7	-/1	Vanderbilt	L, 52-67	Knoxville
J9	-/1	vs. Wake Forest	L, 62-69	Asheville
J14	-/2	Kentucky	W, 66-53	Knoxville
J21	1/1	at Georgia Tech	L, 57-68	Atlanta
J23	1/1	at Mississippi St.	L, 56-65	Starkville
J28	-/1	at Vanderbilt	L, 44-50	Nashville
J30	-/1	Tulane	L, 55-68	Knoxville
F3	-/1	Florida	W, 65-56	Knoxville
F4	-/1	Georgia Tech	W, 69-56	Knoxville
F11	-/1	at Kentucky	L, 52-79	Lexington
F18	-/1	at Loyola (South)	W, 62-39	New Orleans
F20	-/1	at LSU	W, 67-65	Baton Rouge
F25	-/1	Ole Miss	W, 79-57	Knoxville

Southeastern Conference Tournament

M2	-/1	Georgia Tech	W, 63-56	Louisville
M3	-/1	Vanderbilt	W, 50-44	Louisville
M4	-/1	LSU	W, 81-79	Louisville
M4	-/4	Kentucky	L, 58-95	Louisville

1-Corn Bowl

1950-51 10-13 / 5-9 (10th SEC)

Coach: Emmett Lowery

Captain: None

Date	UT/Opp	Opponent	Result	Site
D5	-/1	Sewanee	W, 74-51	Knoxville
D7	-/1	at Lincoln Memorial	W, 98-61	Harrrogate
D9	-/1	Chattanooga	W, 61-54	Knoxville
D16	-/1	Florida	W, 60-54	Knoxville
D21	-/1	at Dayton	L, 61-76	Dayton
D23	-/1	at Louisville	L, 61-73	Louisville
D29	-/1	at Villanova	L, 72-91	Philadelphia
J5	-/1	Wake Forest	W, 85-77	Knoxville
J6	-/1	Alabama	L, 55-56	Knoxville
J9	-/1	Auburn	L, 59-63	Knoxville
J13	-/1	at Tulane	L, 60-71	New Orleans
J15	-/1	at LSU	L, 61-68	Baton Rouge
J20	-/2	Kentucky	L, 45-70	Knoxville
J23	-/1	at Vanderbilt	L, 57-58	Nashville
J27	-/1	Loyola (South)	W, 64-60	Knoxville
F3	-/1	Georgia Tech	L, 57-71	Knoxville
F5	-/1	Vanderbilt	W, 61-59	Knoxville
F10	-/1	at Ole Miss	W, 67-65	Oxford
F12	-/1	at Mississippi St.	W, 76-75	Starkville
F17	-/1	at Kentucky	L, 61-86	Lexington
F21	-/1	at Georgia Tech	L, 64-74	Atlanta
F24	-/1	Georgia	W, 74-62	Knoxville

Southeastern Conference Tournament

M1	-/1	Vanderbilt	L, 52-88	Louisville
----	-----	------------	----------	------------

1951-52 13-9 / 7-7 (Tied 6th SEC)

Coach: Emmett Lowery
Captain: Tommy Bartlett

AP Rank			
UT/Opp	Opponent	Result	Site
N29	-/	at Lincoln Memorial	W, 78-58 Harrogate
D4	-/	Wake Forest	W, 77-53 Knoxville
D15	-/	Texas A&M	W, 60-52 Knoxville
D17	-/	Clemson	W, 61-52 Knoxville
D19	-/	at Florida	L, 47-58 Gainesville
D22	-/	Rice	L, 60-64 Knoxville
J2	-/	at East Tenn. St.	W, 59-52 Johnson City
J5	-/	at Vanderbilt	L, 60-80 Nashville
J7	-/	Tulane	L, 65-71 Knoxville
J12	-/	Ole Miss	W, 76-69 Knoxville
J19	-/3	Kentucky	L, 56-65 Knoxville
J22	-/	Vanderbilt	W, 68-50 Knoxville
J26	-/	Georgia Tech	W, 69-56 Knoxville
J28	-/	at Georgia	W, 68-62 Athens
F2	-/	LSU	W, 82-68 Knoxville
F9	-/	at Auburn	L, 55-60 Auburn
F11	-/	at Alabama	L, 75-88 Tuscaloosa
F16	-/1	at Kentucky	L, 40-95 Lexington
F20	-/	at Georgia Tech	W, 83-81 Atlanta
F23	-/	Mississippi State	W, 78-69 Knoxville

Southeastern Conference Tournament

F29	-/	Alabama	W, 61-60 Louisville
M1	-/1	Kentucky	L, 66-81 Louisville

1952-53 13-8 / 7-6 (4th SEC)

Coach: Emmett Lowery
Captain: Hank Bertelkamp

AP Rank			
UT/Opp	Opponent	Result	Site
D2	-/	Wofford	W, 76-65 Knoxville
D10	-/	Chattanooga	W, 63-54 Knoxville
D13	-/	Duke	L, 82-89 Knoxville
D18	-/	Texas	W, 66-59 Knoxville
D22	-/	at Cincinnati	L, 74-78 Cincinnati
D30	-/	at Vanderbilt	L, 69-77 Nashville
J5	-/	at Mississippi St.	L, 63-65 Starkville
J6	-/	at Ole Miss	W, 81-71 Oxford
J10	-/	Davidson	W, 84-56 Knoxville
J17	-/	Georgia Tech	W, 89-67 Knoxville
J24	-/	Vanderbilt	W, 83-79 Knoxville
J26	-/	Auburn	W, 72-70 Knoxville
J29	-/	at Tulane	L, 63-68 New Orleans
J31	-/11	at LSU	L, 59-95 Baton Rouge
F7	-/	at Wofford	W, 91-88 Spartanburg
F9	-/	at Davidson	W, 83-73 Davidson
F16	-/	at Georgia Tech	W, 82-79 Atlanta
F21	-/	Alabama	W, 76-67 Knoxville
F23	-/	Florida	W, 82-73 Knoxville
F25	-/	Georgia	L, 86-87 Knoxville
F28	-/	at Vanderbilt	L, 64-85 Nashville

1953-54 11-12 / 7-7 (7th SEC)

Coach: Emmett Lowery
Captain: Bill Hall

AP Rank			
UT/Opp	Opponent	Result	Site
D1	-/	Wofford	W, 107-63 Knoxville
D3	-/	Texas Tech	L, 71-88 Knoxville
D5	-/	at Duke	L, 61-101 Durham
D8	-/	Clemson	W, 82-56 Knoxville
D12	-/	Cincinnati	L, 69-87 Knoxville
D19	-/	Rice	L, 66-78 Knoxville
D30	-/	I-Evansville	L, 71-107 Owensboro
J1	-/	I-Arizona State	W, 69-57 Owensboro
J2	-/	I-Denver	W, 66-50 Owensboro
J6	-/	at Georgia	L, 69-71 Athens
J9	-/	Vanderbilt	W, 62-53 Knoxville
J16	-/16	LSU	L, 62-75 Knoxville
J18	-/	Tulane	L, 61-63 Knoxville
J23	-/1	Kentucky	L, 71-97 Knoxville
J30	-/	at Georgia Tech	W, 68-61 Atlanta
F6	-/	at Florida	W, 62-58 Gainesville
F13	-/	Mississippi State	W, 97-81 Knoxville
F15	-/	Ole Miss	L, 73-92 Knoxville
F18	-/2	at Kentucky	L, 63-90 Lexington
F22	-/	Georgia Tech	W, 69-57 Knoxville
F27	-/	at Alabama	L, 59-70 Tuscaloosa
M1	-/	at Auburn	W, 92-86 Auburn
M6	-/	at Vanderbilt	W, 80-76 Nashville

I-All American City Tournament

1954-55 15-7 / 8-6 (5th SEC)

Coach: Emmett Lowery
Captain: Ed Wiener

AP Rank			
UT/Opp	Opponent	Result	Site
D1	-/	Lipscomb	W, 95-38 Knoxville
D3	-/	Washington & Lee	W, 82-66 Knoxville
D6	-/	William & Mary	W, 91-79 Knoxville
D11	-/	VMI	W, 78-46 Knoxville
D17	-/	I-Miami (Fla.)	W, 89-80 Montgomery
D18	-/	I-Auburn	L, 64-73 Montgomery
D21	-/	South Carolina	W, 96-82 Knoxville
J3	-/	Clemson	W, 94-55 Knoxville
J8	-/	Vanderbilt	L, 69-73 Knoxville
J13	-/	at Tulane	W, 71-58 New Orleans
J15	-/	at LSU	W, 76-68 Baton Rouge
J22	-/1	Kentucky	L, 66-84 Knoxville
J29	-/	Georgia Tech	W, 79-58 Knoxville
J5	-/	Florida	W, 102-75 Knoxville
F7	-/	Georgia	W, 97-81 Knoxville
F12	-/	at Mississippi St.	W, 93-67 Starkville
F14	-/	at Ole Miss	W, 84-78 Oxford
F19	18/20	at Vanderbilt	L, 71-76 Nashville
F21	18/-	at Georgia Tech	L, 77-83 Atlanta
F26	-/12	Alabama	L, 81-88 Knoxville
F28	-/	Auburn	W, 86-77 Knoxville
M5	-/2	at Kentucky	L, 61-104 Lexington

I-Montgomery Invitational Tournament

1955-56 10-14 / 6-8 (Tie 6th SEC)

Coach: Emmett Lowery
Captain: Carl Widseth

AP Rank			
UT/Opp	Opponent	Result	Site
D1	-/	I-Georgia	W, 86-67 Knoxville
D3	-/	Davidson	W, 77-64 Knoxville
D7	-/	at Cincinnati	L, 82-109 Cincinnati
D10	-/	Kentucky Wesleyan	L, 72-80 Knoxville
D15	-/	Springfield	W, 76-33 Knoxville
D19	-/	2-Boston Univ.	W, 80-77 Charlotte
D20	-/	2-Clemson	L, 86-89 Charlotte
D21	-/	2-Colgate	L, 83-87 Charlotte
D30	-/	New Mexico A&M	L, 64-74 Knoxville
J2	-/	William & Mary	L, 83-93 Knoxville
J7	-/4	Vanderbilt	L, 57-84 Knoxville
J11	-/	at Georgia	W, 62-59 Athens
J14	-/	Tulane	W, 81-68 Knoxville
J16	-/	LSU	W, 91-82 Knoxville
J21	-/4	Kentucky	L, 68-95 Knoxville
J28	-/	at Georgia Tech	L, 72-73 Atlanta
F4	-/	at Florida	L, 64-68 Gainesville
F11	-/	Mississippi State	L, 58-75 Knoxville
F13	-/	Ole Miss	W, 65-63 Knoxville
F18	-/6	at Vanderbilt	L, 68-96 Nashville
F20	-/	Georgia Tech	W, 76-74 Knoxville
F25	-/	at Auburn	W, 91-87 Auburn
F27	-/7	at Alabama	L, 81-95 Tuscaloosa
M3	-/12	at Kentucky	L, 77-101 Lexington

I-Non-conference game
2-Carousel Invitational

1956-57 13-9 / 5-9 (9th SEC)

Coach: Emmett Lowery
Captain: Herman Thompson

AP Rank			
UT/Opp	Opponent	Result	Site
D1	-/	at Furman	W, 114-106 Greenville
D8	-/	VMI	W, 84-60 Knoxville
D10	-/	Cincinnati	W, 76-68 Knoxville
D15	-/	Sewanee	W, 79-48 Knoxville
D19	-/	South Carolina	W, 94-81 Knoxville
D22	-/	Stanford	W, 51-47 Knoxville
D28	-/12	Arizona	W, 70-66 Knoxville
J1	12/-	William & Mary	W, 81-67 Knoxville
J5	12/9	Vanderbilt	L, 68-71 Knoxville
J12	16/-	at Tulane	L, 71-77 New Orleans
J14	16/-	at LSU	L, 61-62 Baton Rouge
J19	-/4	Kentucky	L, 72-97 Knoxville
J26	-/	Georgia Tech	L, 77-84 Knoxville
F2	-/	Georgia	W, 91-84 Knoxville
F4	-/	Florida	W, 97-79 Knoxville
F9	-/	at Mississippi St.	L, 90-97** Starkville
F11	-/	at Ole Miss	W, 98-88 Oxford
F16	-/18	at Vanderbilt	L, 62-69 Nashville
F19	-/	at Georgia Tech	L, 85-87 Atlanta

F23	-/	Auburn	W, 85-75 Knoxville
F25	-/	Alabama	W, 97-89 Knoxville
M2	-/3	at Kentucky	L, 75-93 Lexington

1957-58 16-7 / 8-6 (5th SEC)

Coach: Emmett Lowery
Captain: Leon Ammerman

AP Rank			
UT/Opp	Opponent	Result	Site
D2	-/	Furman	W, 84-61 Knoxville
D7	-/	at Sewanee	W, 89-40 Sewanee
D9	-/	Florida State	W, 74-57 Knoxville
D19	-/	I-Bucknell	W, 89-71 Charlotte
D20	-/	I-Louisiana Tech	L, 61-68 Charlotte
D21	-/	at LSU	W, 63-62 Charlotte
D28	-/	Brigham Young	W, 83-68 Knoxville
D30	-/	William & Mary	W, 84-62 Knoxville
J4	-/	Vanderbilt	W, 67-55 Knoxville
J11	-/	Tulane	W, 87-65 Knoxville
J13	-/	LSU	W, 75-53 Knoxville
J18	13/9	at Kentucky	L, 68-77 Lexington
J20	13/-	Sewanee	W, 92-39 Knoxville
J25	16/-	at Georgia Tech	L, 79-82 Atlanta
F1	-/	at Georgia	W, 82-79 Athens
F3	-/	at Florida	W, 100-91 Gainesville
F8	-/17	Mississippi State	W, 104-83 Knoxville
F10	-/	Ole Miss	W, 68-63 Knoxville
F15	15/-	at Vanderbilt	L, 70-83 Nashville
F18	20/-	Georgia Tech	W, 84-65 Knoxville
F22	20/-	at Auburn	L, 66-72 Auburn
F24	20/-	at Alabama	L, 37-70 Tuscaloosa
M1	-/12	Kentucky	L, 66-77 Knoxville

I-Carousel Invitational

1958-59 14-8 / 8-6 (5th SEC)

Coach: Emmett Lowery
Captain: Gene Tomohlen
Preseason Ranking: 6th Associated Press

AP Rank			
UT/Opp	Opponent	Result	Site
D2	+/-	Wyoming	W, 72-71 Knoxville
D5	+/-	I-Michigan	W, 80-66 Kent
D6	+/-	I-Wyoming	W, 90-69 Kent
D9	6/-	Wake Forest	W, 61-50 Knoxville
D18	5/-	Davidson	W, 67-52 Knoxville
D20	5/-	at Butler	L, 66-81 Indianapolis
D27	11/-	Virginia	W, 79-59 Knoxville
D29	11/5	West Virginia	L, 72-76 Knoxville
J3	14/-	Vanderbilt	W, 65-60 Knoxville
J10	17/-	at Tulane	L, 45-64 New Orleans
J12	17/-	at LSU	W, 65-58 Baton Rouge
J17	-/2	at Kentucky	L, 58-79 Lexington
J24	-/	Georgia Tech	W, 84-71 Knoxville
J31	-/	Georgia	W, 66-60 Knoxville
F2	-/	Florida	W, 100-70 Knoxville
F7	-/11	at Mississippi St.	L, 45-52 Starkville
F9	-/	at Ole Miss	W, 85-82 Oxford
F14	-/	at Vanderbilt	L, 60-76 Nashville
F17	-/	at Georgia Tech	L, 49-59 Atlanta
F21	-/	Alabama	W, 93-68 Knoxville
F23	-/2	Auburn	W, 56-55 Knoxville
F28	-/1	Kentucky	L, 56-69 Knoxville

I-Midwestern Invitational

+ First poll of the season was not released until Dec. 9. Tennessee was ranked No. 6 in the first poll.

1959-60 12-11 / 7-7 (Tie 6th SEC)

Coach: John Sines
Captain: Dalen Showalter

AP Rank			
UT/Opp	Opponent	Result	Site
D1	-/+	at West Virginia	L, 78-93 Morgantown
D3	-/	Davidson	W, 102-68 Knoxville
D5	-/	William & Mary	L, 71-77 Knoxville
D7	-/	Clemson	W, 80-62 Knoxville
D17	-/	South Carolina	W, 94-80 Knoxville
D19	-/	at Michigan	L, 60-70 Ann Arbor
D28	-/	Princeton	W, 79-71 Knoxville
D30	-/	Yale	W, 81-74 Knoxville
J2	-/	Vanderbilt	W, 72-60 Knoxville
J9	-/	Tulane	L, 56-61 Knoxville
J11	-/	LSU	W, 103-79 Knoxville
J16	-/17	Kentucky	L, 68-78 Knoxville
J18	-/	at Wake Forest	L, 57-84 Winston-Salem



YEAR-BY-YEAR RESULTS

J23	-/6	at Georgia Tech	L, 69-74	Atlanta
J30	-/-	at Georgia	L, 62-69	Athens
F1	-/-	at Florida	W, 84-68	Gainesville
F6	-/-	Mississippi State	W, 48-38	Knoxville
F8	-/-	Ole Miss	W, 81-71	Knoxville
F13	-/-	at Vanderbilt	L, 53-63	Nashville
F16	-/-	Georgia Tech	W, 57-56	Knoxville
F20	-/-	at Alabama	L, 40-42	Tuscaloosa
F22	-/17	at Auburn	L, 63-72	Auburn
F27	-/-	at Kentucky	W, 65-63	Lexington

* First AP ranking of the season was not released until Dec. 22. West Virginia was ranked No. 2 in the first poll of the season.

1960-61 10-15 / 4-10 (11th SEC)

Coach: John Sines
Captain: Glenn Campbell

AP Rank				
UT/Opp	Opponent	Result	Site	
D1	-/-	Chattanooga	W, 81-51	Knoxville
D1	-/-	East Tenn. State	W, 71-68	Knoxville
D3	-/-	Michigan	W, 75-64	Knoxville
D5	-/-	William & Mary	W, 83-76	Knoxville
D16	-/-	1-Duquesne	L, 64-79	Pittsburgh
D17	-/-	1-Colgate	L, 73-76	Pittsburgh
D21	-/-	2-Texas	L, 73-77	Little Rock
D22	-/-	2-Arkansas	L, 76-89	Little Rock
D28	-/-	3-Holy Cross	L, 67-68	Miami
D29	-/-	3-Army	W, 88-71	Miami
J4	-/-	Florida State	W, 70-68	Knoxville
J7	-/-	Vanderbilt	L, 66-68	Knoxville
J13	-/-	at Tulane	L, 59-84	New Orleans
J14	-/-	at LSU	L, 60-72	Baton Rouge
J21	-/-	at Kentucky	L, 54-83	Lexington
J28	-/-	Georgia Tech	W, 65-60	Knoxville
F4	-/-	Georgia	W, 75-67	Knoxville
F6	-/-	Florida	W, 83-68	Knoxville
F11	-/-	at Mississippi St.	L, 67-72	Starkville
F13	-/-	at Ole Miss	L, 55-57	Oxford
F18	-/-	at Vanderbilt	L, 60-76	Nashville
F21	-/-	at Georgia Tech	L, 59-60	Atlanta
F25	-/-	Auburn	L, 38-41	Knoxville
F27	-/-	at Alabama	W, 77-62	Knoxville
M4	-/-	Kentucky	L, 61-68	Knoxville

1-Steel Bowl
2-Aluminum Bowl
3-Hurricane Classic

1961-62 4-19 / 2-12 (12th SEC)

Coach: John Sines
Captain: Howie Moss, John Martin

AP Rank				
UT/Opp	Opponent	Result	Site	
D2	-/-	at N.C. State	L, 64-71	Raleigh
D4	-/-	at South Carolina	L, 66-79	Columbia
D16	-/-	Florida State	L, 62-69	Knoxville
D20	-/-	Missouri	L, 61-86	Knoxville
D22	-/-	1-at Kentucky	L, 69-96	Lexington
D22	-/-	1-Xavier	W, 75-70	Lexington
D29	-/-	2-Pittsburgh	W, 84-83	Evansville
D30	-/-	2-Yale	L, 69-78	Evansville
J6	-/-	Vanderbilt	W, 85-83	Knoxville
J13	-/-	LSU	L, 61-73	Knoxville
J15	-/3	Kentucky	L, 82-95	Knoxville
J23	-/-	at Virginia Tech	L, 73-83	Blacksburg
J27	-/-	Georgia Tech	L, 65-66	Knoxville
F3	-/-	at Georgia	W, 87-84	Athens
F5	-/-	at Florida	L, 83-92	Gainesville
F10	-/9	Mississippi State	L, 67-91	Knoxville
F12	-/-	Ole Miss	L, 81-98	Knoxville
F17	-/-	at Vanderbilt	L, 76-97	Nashville
F20	-/-	at Georgia Tech	L, 50-67	Atlanta
F24	-/-	at Auburn	L, 51-60	Auburn
F26	-/-	at Alabama	L, 70-71	Tuscaloosa
M3	-/-	Tulane	L, 81-83	Knoxville
M10	-/4	at Kentucky	L, 59-90	Lexington

1-Kentucky Invitational
2-Evansville Invitational

1962-63 13-11 / 6-8 (7th SEC)

Coach: Ray Mears
Captain: Jerry Parker

AP Rank				
UT/Opp	Opponent	Result	Site	
D1	-/-	East Tenn. State	W, 61-52	Knoxville
D3	-/-	Rice	W, 75-52	Knoxville
D5	-/-	Xavier	W, 63-48	Knoxville
D15	-/-	Sewanee	W, 65-45	Knoxville
D17	-/-	The Citadel	W, 73-56	Knoxville
D20	-/-	at Missouri	L, 47-54	Columbia
D22	-/-	at Evansville	L, 51-68	Evansville
D28	-/-	1-at Texas Western	L, 57-77	El Paso
D29	-/-	1-Denver	W, 59-58	El Paso
J2	-/-	Florida State	W, 66-65	Knoxville
J5	-/-	Vanderbilt	L, 50-68	Knoxville
J11	-/-	at Tulane	W, 77-70	New Orleans
J12	-/-	at LSU	L, 60-61	Baton Rouge
J19	-/-	at Kentucky	W, 78-69	Lexington
J26	-/7	at Georgia Tech	L, 69-73	Atlanta
F2	-/-	Georgia	W, 94-65	Knoxville
F4	-/-	Florida	L, 73-84	Knoxville
F9	-/8	at Mississippi St.	L, 59-63	Starkville
F11	-/-	at Ole Miss	L, 78-85	Oxford
F16	-/-	at Vanderbilt	L, 72-74	Nashville
F19	-/-	Georgia Tech	L, 60-72	Knoxville
F23	-/-	Alabama	W, 73-60	Knoxville
F25	-/9	Auburn	W, 55-47	Knoxville
M2	-/-	Kentucky	W, 63-55	Knoxville

1-Sun Bowl Classic

1963-64 16-8 / 9-5 (2nd SEC)

Coach: Ray Mears
Captain: Sid Elliott

AP Rank				
UT/Opp	Opponent	Result	Site	
D2	-/-	VMI	W, 71-59	Knoxville
D4	-/-	at Xavier	L, 57-69	Cincinnati
D6	-/-	at Rice	L, 56-61	Houston
D9	-/-	at East Tenn. State	W, 48-47	Johnson City
D11	-/-	Sewanee	W, 55-31	Knoxville
D20	-/-	1-Maryland	W, 70-59	Blacksburg
D21	-/-	1-at Virginia Tech	W, 81-60	Blacksburg
D27	-/-	2-Arkansas	W, 77-57	Shreveport
D28	-/-	2-Centenary	W, 70-63	Shreveport
J4	-/6	Vanderbilt	W, 57-55	Knoxville
J10	-/-	Tulane	W, 82-55	Knoxville
J11	-/-	LSU	W, 62-58	Knoxville
J18	-/4	at Kentucky	L, 57-66	Lexington
J25	-/8	vs. Duke	L, 65-67**	Greensboro
J27	-/-	Georgia Tech	W, 83-63	Knoxville
F1	-/-	at Georgia	L, 67-79	Athens
F3	-/-	at Florida	W, 59-58	Gainesville
F8	-/-	Mississippi State	W, 82-58	Knoxville
F10	-/-	Ole Miss	W, 92-54	Knoxville
F15	-/7	at Vanderbilt	W, 65-62	Nashville
F18	-/-	at Georgia Tech	L, 45-47	Atlanta
F22	-/-	at Alabama	L, 64-67	Tuscaloosa
F24	-/-	at Auburn	W, 68-62	Auburn
F29	-/2	Kentucky	L, 38-42	Knoxville

1-Virginia Tech Tournament

2-Gulf South Classic

1964-65 20-5 / 12-4 (2nd SEC)

Coach: Ray Mears
Captain: A.W. Davis

Final Ranking: 17th UPI

AP Rank				
UT/Opp	Opponent	Result	Site	
D2	-/-	Richmond	W, 97-66	Knoxville
D7	-/-	at Georgia Tech	W, 66-52	Atlanta
D9	-/-	Sewanee	W, 77-42	Knoxville
D19	-/-	Buffalo	W, 79-54	Knoxville
D22	-/-	vs. Florida State	W, 65-43	Memphis
D28	-/-	1-Portland	W, 70-59	Portland
D29	-/-	1-Oregon	W, 70-63	Portland
D30	-/-	1-Oregon State	L, 27-48	Portland
J2	-/-	at Vanderbilt	L, 72-77	Nashville
J9	-/-	at Tulane	W, 80-63	New Orleans
J11	-/-	at LSU	W, 58-54	Baton Rouge
J16	-/-	Kentucky	W, 77-58	Knoxville
J18	-/-	at Georgia	W, 76-57	Athens
J23	-/-	Georgia Tech	W, 55-48	Knoxville
J30	-/-	Georgia	W, 83-49	Knoxville
F1	-/-	Florida	W, 75-43	Knoxville

F6	-/-	Mississippi State	W, 77-57	Knoxville
F8	-/-	at Ole Miss	W, 96-50	Oxford
F13	-/7	Vanderbilt	W, 79-66	Knoxville
F20	8/-	at Alabama	L, 58-63	Tuscaloosa
F22	8/-	Auburn	W, 69-38	Knoxville
F27	-/-	at Kentucky	L, 60-61	Lexington
M1	-/-	at Florida	L, 56-58	Gainesville
M6	-/-	LSU	W, 83-60	Knoxville
M8	-/-	Tulane	W, 102-62	Knoxville

1-Far West Classic

1965-66 18-8 / 10-6 (Tie 3rd SEC)

Coach: Ray Mears

Captains: Larry McIntosh, Howard Bayne

AP Rank				
UT/Opp	Opponent	Result	Site	
D1	-/2	at Michigan	L, 63-71	Ann Arbor
D7	-/4	Vanderbilt	L, 50-53	Knoxville
D17	-/-	1-Louisiana Tech	W, 71-55	Shreveport
D18	-/-	1-Centenary	W, 49-43	Shreveport
D27	-/-	2-St. Louis	L, 57-59	Honolulu
D29	-/-	2-Hawaii	W, 88-41	Honolulu
D30	-/-	2-Hi. Marines (Exh.)	W, 84-54	Honolulu
J3	-/-	Tulane	W, 64-46	Knoxville
J5	-/-	Furman	W, 82-63	Knoxville
J8	-/-	Ole Miss	W, 102-55	Knoxville
J12	-/3	at Vanderbilt	L, 52-53	Nashville
J15	-/-	at Mississippi St.	L, 74-75**	Starkville
J17	-/-	at Auburn	L, 47-51	Auburn
J22	-/-	Georgia Tech	W, 83-48	Knoxville
J24	-/-	Univ. of Mexico	W, 121-42	Knoxville
J26	-/-	vs. N.C. State	W, 65-54	Memphis
J29	-/-	Alabama	W, 91-56	Knoxville
J31	-/-	LSU	W, 87-59	Knoxville
F5	-/-	Florida	W, 76-47	Knoxville
F7	-/-	Georgia	W, 100-71	Knoxville
F12	-/-	at Tulane	W, 90-70	New Orleans
F14	-/-	at LSU	W, 74-64	Baton Rouge
F19	-/-	at Georgia	W, 83-69	Athens
F21	-/-	at Florida	L, 63-67	Gainesville
F26	-/1	at Kentucky	L, 64-78	Lexington
F28	-/-	at Georgia Tech	W, 58-47	Atlanta
M5	-/1	Kentucky	W, 69-62	Knoxville

1-Gulf South Classic

2-Rainbow Classic

1966-67 21-7 / 15-3 (1st SEC)

Coach: Ray Mears

Captain: Ron Widby

Final Ranking: 8th Associated Press / 9th UPI

AP Rank				
UT/Opp	Opponent	Result	Site	
D1	-/-	Michigan	W, 72-54	Knoxville
D3	-/-	SW Louisiana	W, 67-52	Knoxville
D16	-/-	1-Auburn	W, 73-49	Knoxville
D17	-/-	1-Clemson	W, 52-44	Knoxville
D29	-/-	2-Bradley	L, 53-60	New Orleans
D30	-/-	2-Boston College	L, 61-68	New Orleans
J3	-/-	Furman	W, 87-49	Knoxville
J7	-/-	Alabama	W, 77-52	Knoxville
J9	-/-	at Vanderbilt	L, 59-65	Nashville
J14	-/-	at Georgia	W, 87-70	Athens
J16	-/10	at Florida	W, 66-53	Gainesville
J21	-/8	Florida	W, 56-42	Knoxville
J23	-/-	at Kentucky	W, 52-50**	Lexington
J27	-/-	Ole Miss	W, 62-49	Knoxville
J30	-/-	Mississippi State	W, 67-45	Knoxville
F1	-/-	Georgia Tech	W, 59-48	Knoxville
F4	-/-	at Ole Miss	L, 53-56	Oxford
F6	-/-	at LSU	W, 76-59	Baton Rouge
F11	-/-	Georgia	W, 68-36	Knoxville
F13	-/-	Kentucky	W, 76-57	Knoxville
F18	-/9	Vanderbilt	W, 70-53	Knoxville
F25	8/-	at Auburn	W, 54-45	Auburn
F27	8/-	at Alabama	L, 52-53	Tuscaloosa
M1	8/-	vs. N.C. State	W, 65-62	Greensboro
M4	8/-	LSU	W, 87-60	Knoxville
M6	8/-	at Mississippi St.	W, 78-76***	Starkville

NCAA Tournament

M17	8/-	Dayton	L, 52-53	Evanston
M18	8/-	Indiana	L, 44-51	Evanston

1-Volunteer Classic

2-Sugar Bowl Classic

1967-68 20-6 / 13-5 (2nd SEC)

Coach: Ray Mears

Captain: Tom Hendrix

AP Rank			
UT/Opp	Opponent	Result	Site
D1	-/ Richmond	W, 93-45	Knoxville
D15	-/ 1-Illinois	W, 66-42	Knoxville
D16	-/ 1-Tulsa	W, 56-48	Knoxville
D20	9/- Wake Forest	W, 81-63	Knoxville
D27	4/- 2-Iowa	L, 59-64	Los Angeles
D28	4/- 2-Southern Cal	W, 78-68	Los Angeles
D28	4/- 2-Utah State	W, 85-66	Los Angeles
J6	6/- at Alabama	W, 82-63	Tuscaloosa
J8	6/4 Vanderbilt	W, 64-62	Knoxville
J13	5/- Georgia	W, 77-72	Knoxville
J15	5/- Florida	W, 67-52	Knoxville
J20	4/- at Florida	L, 46-59	Gainesville
J22	4/8 Kentucky	W, 87-59	Knoxville
J27	6/- at Ole Miss	W, 66-65	Oxford
J29	6/- at Mississippi St.	W, 65-57	Starkville
F3	6/- Ole Miss	W, 88-46	Knoxville
F5	6/- at LSU	W, 87-67	Baton Rouge
F10	5/- at Georgia	L, 43-61	Athens
F12	5/8 at Kentucky	L, 59-60	Lexington
F17	7/9 at Vanderbilt	L, 63-75	Nashville
F20	-/ at Georgia Tech	W, 71-69	Atlanta
F24	-/ Auburn	L, 52-53	Knoxville
F26	-/ Alabama	W, 75-56	Knoxville
M2	-/ LSU	W, 74-71	Knoxville
M4	-/ Mississippi State	W, 63-51	Knoxville
M6	-/ at Auburn	W, 63-54	Auburn

1-Volunteer Classic
2-Los Angeles Classic

1968-69 21-7 / 13-5 (2nd SEC)

Coach: Ray Mears

Captain: Bill Justus

Preseason Ranking: 20th Associated Press

AP Rank			
UT/Opp	Opponent	Result	Site
N30	20/- Buffalo	W, 87-62	Knoxville
D4	20/- Iowa State	L, 66-72	Knoxville
D13	-/ 1-Oklahoma	W, 55-49	Knoxville
D14	-/ 1-Southern Illinois	W, 54-41	Knoxville
D17	-/ Georgia Tech	W, 72-59	Knoxville
D21	-/ at Tampa	W, 53-51	Tampa
J4	-/ at Mississippi St.	L, 57-58	Starkville
J6	-/ at Ole Miss	W, 59-54	Oxford
J11	-/ Georgia	W, 82-67	Knoxville
J13	-/ Florida	W, 64-63	Knoxville
J18	-/5 Kentucky	L, 66-69	Knoxville
J25	-/ at Alabama	W, 70-43	Tuscaloosa
J27	-/ at LSU	W, 81-68	Baton Rouge
F1	-/ Auburn	W, 64-59	Knoxville
F3	-/ Vanderbilt	W, 65-61	Knoxville
F8	-/ Mississippi State	W, 80-50	Knoxville
F10	-/ Ole Miss	W, 61-45	Knoxville
F15	-/ at Georgia	W, 57-55	Athens
F17	-/ at Florida	L, 63-65	Gainesville
F22	17/- Alabama	W, 86-52	Knoxville
F24	17/- LSU	W, 87-63	Knoxville
M1	17/- at Auburn	L, 60-71	Auburn
M3	17/- at Vanderbilt	W, 70-69	Nashville
M8	-/7 at Kentucky	L, 69-84	Lexington

National Invitation Tournament

M14	-/ Rutgers	W, 67-51	New York City
M17	-/ Ohio University	W, 75-64	New York City
M20	-/ Temple	L, 58-63	New York City
M22	-/ Army	W, 64-52	New York City

1-Volunteer Classic

1969-70 16-9 / 10-8 (5th SEC)

Coach: Ray Mears

Captain: Bobby Croft

AP Rank			
UT/Opp	Opponent	Result	Site
D6	-/1 at South Carolina	W, 55-54	Columbia
D9	9/- Centenary	W, 66-62	Knoxville
D19	8/- 1-Montana State	W, 71-62	Knoxville
D20	8/- 1-LaSalle	W, 55-47	Knoxville
D26	6/- 2-St. Francis (Pa.)	W, 82-59	Oklahoma City
D27	6/- 2-Niagara	L, 68-69	Oklahoma City
D28	6/- 2-Memphis State	W, 72-51	Oklahoma City
J3	6/- Mississippi State	W, 58-56	Knoxville
J5	6/- Ole Miss	L, 57-59**	Knoxville

J10	12/- at Georgia	L, 56-61	Athens
J12	12/- at Florida	L, 56-57*	Gainesville
J17	-/2 at Kentucky	L, 52-68	Lexington
J24	-/ Alabama	W, 103-67	Knoxville
J26	-/ at LSU	L, 59-71	Baton Rouge
J31	-/ at Auburn	L, 55-61	Auburn
F2	-/ at Vanderbilt	W, 77-72**	Nashville
F7	-/ at Mississippi St.	W, 72-60	Starkville
F9	-/ at Ole Miss	W, 72-60	Oxford
F14	-/20 Georgia	W, 57-55	Knoxville
F16	-/ Florida	W, 72-61	Knoxville
F21	-/ at Alabama	W, 77-70	Tuscaloosa
F23	-/ LSU	W, 88-87	Knoxville
F28	-/ Auburn	L, 64-77	Knoxville
M2	-/ Vanderbilt	W, 83-76	Knoxville
M7	-/2 Kentucky	L, 69-86	Knoxville

1-Volunteer Classic
2-All College Tournament

1970-71 21-7 / 13-5 (2nd SEC)

Coach: Ray Mears

Captain: Jimmy England

Final Ranking: 17th Associated Press

AP Rank			
UT/Opp	Opponent	Result	Site
D1	-/ Northern Michigan	W, 90-68	Knoxville
D5	-/17 Houston	W, 79-58	Knoxville
D8	17/- at Wake Forest	W, 60-59	Winston-Salem
D18	14/- 1-San Francisco	W, 79-59	Knoxville
D19	14/- 1-Providence	W, 77-58	Knoxville
D23	12/- Oregon State	W, 89-61	Knoxville
D29	10/- 2-Houston	L, 65-68	Los Angeles
D30	10/- 2-Michigan State	W, 81-70	Los Angeles
J2	10/- at Mississippi St.	L, 67-69	Starkville
J4	10/- at Ole Miss	W, 98-85	Oxford
J9	17/- Georgia	W, 51-47	Knoxville
J11	17/- Florida	W, 85-75	Knoxville
J16	18/10 Kentucky	W, 75-71	Knoxville
J23	8/- at Alabama	W, 79-62	Tuscaloosa
J25	8/- at LSU	L, 70-80	Baton Rouge
J30	8/- Auburn	W, 90-68	Knoxville
F1	8/- Vanderbilt	L, 60-65	Knoxville
F6	11/- Mississippi State	W, 88-65	Knoxville
F8	11/- Ole Miss	W, 80-74	Knoxville
F13	14/- at Georgia	W, 64-61	Athens
F15	14/- at Florida	L, 55-56	Gainesville
F20	13/- Alabama	W, 89-77	Knoxville
F22	13/- LSU	W, 88-67	Knoxville
F27	17/- at Auburn	W, 76-71	Auburn
M1	17/- at Vanderbilt	W, 79-69	Nashville
M6	14/8 at Kentucky	L, 78-84	Lexington

National Invitation Tournament

M20	17/- St. John's	W, 84-83	New York City
M22	17/- Duke	L, 64-78	New York City

1-Volunteer Classic
2-Trojan Classic

1971-72 19-6 / 14-4 (Tie 1st SEC)

Coach: Ray Mears

Captain: Lloyd Richardson

AP Rank			
UT/Opp	Opponent	Result	Site
D1	-/ California-Irvine	W, 89-53	Knoxville
D4	-/7 at Houston	L, 65-67	Houston
D17	-/ 1-Penn State	W, 57-55	Knoxville
D18	-/ 1-Michigan State	W, 85-61	Knoxville
D27	-/2 -2-Manhattan	W, 76-70	Philadelphia
D28	20/- 2-Villanova	L, 67-76	Philadelphia
D30	20/- 2-Boston College	W, 61-60	Philadelphia
J8	-/ Mississippi State	W, 82-49	Knoxville
J10	-/ Ole Miss	W, 73-70	Knoxville
J15	-/ at Georgia	W, 59-57	Athens
J17	-/ at Florida	W, 61-50	Gainesville
J22	19/- at Kentucky	L, 70-72	Lexington
J29	-/ Alabama	W, 79-77	Knoxville
J31	-/ LSU	L, 62-63	Knoxville
F5	-/ at Auburn	W, 76-67	Auburn
F7	-/ at Vanderbilt	W, 81-75	Nashville
F12	-/ at Mississippi St.	W, 71-61	Starkville
F14	-/ at Ole Miss	W, 68-58	Oxford
F19	20/- Georgia	W, 71-68	Knoxville
F21	20/- Florida	W, 55-52	Knoxville
F26	-/ at Alabama	L, 67-72	Tuscaloosa
F28	-/ at LSU	W, 78-66	Baton Rouge
M4	-/ Auburn	W, 80-70	Knoxville

M6	-/ Vanderbilt	W, 87-74	Knoxville
M9	-/ Kentucky	L, 66-67	Knoxville

1-Volunteer Classic
2-Quaker City Tournament

1972-73 15-9 / 13-5 (Tie 2nd SEC)

Coach: Ray Mears

Captain: Larry Robinson

Preseason Ranking: 14th Associated Press

AP Rank			
UT/Opp	Opponent	Result	Site
D2	14/16 South Carolina	W, 55-45	Knoxville
D5	14/5 at Marquette	L, 30-56	Milwaukee
D15	-/ 1-Syracuse	W, 87-83	Knoxville
D16	-/12 1-Missouri	L, 57-67	Knoxville
D27	-/ 2-St. John's	L, 55-56	New York City
D28	-/ 2-Niagara	L, 62-66	New York City
J6	-/ at Mississippi St.	W, 86-67	Starkville
J8	-/ at Ole Miss	L, 52-60	Oxford
J13	-/ Georgia	W, 79-64	Knoxville
J15	-/ Florida	W, 75-56	Knoxville
J20	-/ Kentucky	W, 65-64	Knoxville
J27	-/9 at Alabama	L, 56-72	Tuscaloosa
J29	-/ at LSU	W, 73-71	Baton Rouge
F3	-/ Auburn	W, 82-74	Knoxville
F5	-/ Vanderbilt	W, 72-62	Knoxville
F10	-/ Mississippi State	W, 93-76	Knoxville
F12	-/ Ole Miss	W, 51-49	Knoxville
F17	-/ at Georgia	W, 85-71	Athens
F19	-/ at Florida	W, 87-83	Gainesville
F24	-/18 Alabama	W, 72-71	Knoxville
F26	-/ LSU	L, 74-78	Knoxville
M3	-/ at Vanderbilt	L, 74-86	Nashville
M5	-/ at Auburn	W, 80-72	Auburn
M8	-/19 at Kentucky	L, 81-86	Lexington

1-Volunteer Classic
2-ECAC Holiday Festival

1973-74 17-9 / 12-6 (2nd SEC)

Coach: Ray Mears

Captain: Len Kosmalksi

AP Rank			
UT/Opp	Opponent	Result	Site
N30	-/ North Texas State	W, 80-71	Knoxville
D5	-/7 Marquette	L, 65-67	Knoxville
D10	-/ South Florida	W, 117-90	Knoxville
D14	-/ 1-DePaul	W, 96-61	Knoxville
D15	-/ 1-Temple	W, 11-6	Knoxville
D27	-/ 2-Sub Pac (Exh.)	L, 79-81	Honolulu
D28	-/9 2-Providence	L, 60-64	Honolulu
D29	-/ 2-Santa Clara	W, 80-76	Honolulu
J5	-/ at Auburn	W, 89-77	Auburn
J7	-/7 Alabama	L, 73-79	Knoxville
J12	-/ at Ole Miss	L, 57-69	Oxford
J14	-/ Kentucky	W, 67-54	Knoxville
J19	-/ at Florida	W, 75-72	Gainesville
J21	-/8 Vanderbilt	L, 65-82	Knoxville
J26	-/ Mississippi State	W, 70-61	Knoxville
J28	-/ at LSU	W, 57-52	Baton Rouge
F2	-/ Georgia	W, 84-70	Knoxville
F4	-/ Auburn	W, 88-80	Knoxville
F9	-/8 at Alabama	L, 54-73	Tuscaloosa
F11	-/ Ole Miss	W, 65-57	Knoxville
F16	-/ at Kentucky	L, 58-61	Lexington
F18	-/ Florida	W, 85-57	Knoxville
F23	-/5 at Vanderbilt	W, 59-53	Nashville
F25	-/ at Mississippi St.	L, 58-62	Starkville
M2	-/ LSU	W, 100-80	Knoxville
M4	-/ at Georgia	W, 97-89	Athens

Collegiate Commissioners Association Tournament

M15	-/10 Indiana	L, 71-73	St. Louis
-----	--------------	----------	-----------

1-Volunteer Classic
2-Rainbow Classic

1974-75 18-8 / 12-6 (Tie 3rd SEC)

Coach: Ray Mears

Captain: Rodney Woods

AP Rank			
UT/Opp	Opponent	Result	Site
N30	-/ Wis.-Milwaukee	W, 85-65	Knoxville
D7	-/19 at Michigan	L, 74-78	Ann Arbor
D13	-/ 1-Navy	W, 86-59	Knoxville
D14	-/ 1-Harvard	W, 84-59	Knoxville
D20	-/ 2-Columbia	W, 108-73	St. Petersburg

OUTLOOK

PLAYERS

STAFF

REVIEW

RESULTS

RECORDS

HONORS

POSTSEASON

VOLMANAC

MEDIA INFO



YEAR-BY-YEAR RESULTS

D21	-/	2-Missouri	W, 99-77	St. Petersburg
D31	18/-	Vermont	W, 115-66	Knoxville
J4	18/-	Auburn	W, 96-81	Knoxville
J6	18/6	at Alabama	L, 78-82	Tuscaloosa
J11	18/-	Ole Miss	W, 102-82	Knoxville
J13	18/7	at Kentucky	L, 82-88	Lexington
J18	18/-	Florida	W, 59-56	Knoxville
J20	18/-	at Vanderbilt	W, 65-61	Nashville
J25	-/	at Mississippi St.	W, 97-87	Starkville
J27	-/	LSU	W, 99-79	Knoxville
F1	18/4	at Georgia	W, 105-69	Athens
F3	18/14	at Auburn	L, 59-62	Auburn
F8	15/7	Alabama	L, 65-71	Knoxville
F10	15/-	at Ole Miss	L, 81-88	Oxford
F15	-/4	Kentucky	W, 103-98	Knoxville
F17	-/	at Florida	W, 85-84	Knoxville
F22	-/	Vanderbilt	W, 75-71	Knoxville
F24	-/	Mississippi State	W, 109-83	Knoxville
M1	-/	at LSU	L, 87-94	Baton Rouge
M8	-/	Georgia	W, 95-74	Knoxville

National Commissioners Invitational Tournament
M14 -/- Bowling Green L, 58-67 Louisville
1-Volunteer Classic
2-Big Sun Invitational

1975-76 21-6 / 14-4 (2nd SEC)

Coach: Ray Mears
Captain: Doug Ashworth
Preseason Ranking: 9th Associated Press
Final Ranking: 13th Associated Press / 14th UPI

AP Rank				
UT/Opp	Opponent	Result	Site	
N29	9/-	Biscayne	W, 81-63	Knoxville
D3	8/-	at Duke	W, 86-80	Durham
D6	8/16	Michigan	W, 82-81	Knoxville
D9	7/-	at St. John's	L, 70-79	New York City
D19	11/-	1-Army	W, 99-69	Knoxville
D20	11/-	1-Clemson	W, 77-66	Knoxville
D29	10/-	2-Pennsylvania	W, 77-70	New Orleans
D30	12/-	2-at Tulane	W, 97-73	New Orleans
J3	12/-	at Georgia	W, 79-73	Athens
J10	9/-	at Kentucky	W, 90-88*	Lexington
J12	9/-	at Vanderbilt	L, 66-77	Nashville
J17	9/-	Florida	W, 93-84	Knoxville
J19	9/-	Auburn	W, 83-78	Knoxville
J24	10/-	at Ole Miss	W, 56-53	Oxford
J26	10/-	at LSU	W, 105-92	Baton Rouge
J31	9/11	Alabama	W, 80-74	Knoxville
F2	9/-	Mississippi State	W, 75-66	Knoxville
F7	8/-	Kentucky	W, 92-85	Knoxville
F9	8/-	Vanderbilt	W, 73-59	Knoxville
F14	8/-	at Florida	L, 69-72	Gainesville
F16	8/-	at Auburn	L, 72-73*	Auburn
F21	9/-	Ole Miss	W, 105-81	Knoxville
F23	9/-	LSU	W, 80-71	Knoxville
F28	11/7	at Alabama	L, 90-93**	Tuscaloosa
M1	11/-	at Mississippi St.	W, 78-76	Starkville
M6	12/-	Georgia	W, 86-70	Knoxville

NCAA Tournament
M13 9/- VMI L, 75-81 Charlotte
1-Volunteer Classic
2-Sugar Bowl Classic

1976-77 22-6 / 16-2 (Tie 1st SEC)

Coach: Ray Mears
Captains: Mike Jackson, Ernie Grunfeld (Co-Captains)
Preseason Ranking: 16th Associated Press
Final Ranking: 15th Associated Press / 8th UPI

AP Rank				
UT/Opp	Opponent	Result	Site	
N27	16/-	South Florida	W, 94-64	Knoxville
D4	15/-	UNC Charlotte	W, 69-67	Knoxville
D7	15/-	Duke	L, 78-81	Knoxville
D10	15/6	1-San Francisco	L, 77-86	Salt Lake City
D11	15/-	1-Seton Hall	W, 99-90	Salt Lake City
D17	-/	2-LaSalle	W, 92-85	Knoxville
D18	-/20	2-St. John's	W, 86-81	Knoxville
D21	19/-	Xavier	W, 97-73	Knoxville
J3	-/	at Vanderbilt	W, 73-69	Nashville
J8	-/	Auburn	W, 87-79	Knoxville
J10	-/	Florida	W, 92-82	Knoxville
J12	-/2	at Kentucky	W, 71-67*	Lexington
J15	-/	at LSU	W, 108-102	Baton Rouge
J17	-/	at Ole Miss	W, 86-72	Oxford
J22	14/3	Alabama	W, 102-93	Knoxville

J24	14/-	Mississippi State	W, 68-59	Knoxville
J30	7/8	vs. UCLA	L, 89-103	Atlanta
F1	11/-	Georgia	W, 106-82	Knoxville
F5	11/-	at Auburn	W, 93-83	Auburn
F7	11/-	at Florida	L, 76-80	Gainesville
F12	11/-	LSU	W, 91-64	Knoxville
F14	11/-	Ole Miss	W, 87-75	Knoxville
F19	14/4	at Alabama	W, 92-89	Tuscaloosa
F21	14/-	at Mississippi St.	W, 76-68	Starkville
F26	7/-	at Georgia	L, 76-83	Athens
M5	11/2	Kentucky	W, 81-79	Knoxville
M7	11/-	Vanderbilt	W, 65-55	Knoxville

NCAA Tournament
M13 7/10 Syracuse L, 88-93* Baton Rouge
1-Utah Classic
2-Volunteer Classic
UT played three exhib. games at the Real Madrid Christmas Tournament in Madrid, Spain, on Dec. 24, 1976.

1977-78 11-16 / 6-12 (Tie 7th SEC)

Coach: Cliff Wettig (Acting Head Coach)
Captain: Johnny Darden

AP Rank				
UT/Opp	Opponent	Result	Site	
N28	-/	Samford	W, 83-79	Knoxville
D2	-/5	1-San Francisco	L, 75-84	Tempe
D3	-/	1-Iowa State	W, 81-76	Tempe
D6	-/	Eastern Montana	W, 92-76	Knoxville
D10	-/	Georgia State	W, 84-62	Knoxville
D16	-/	2-Dartmouth	W, 77-58	Knoxville
D17	-/	2-Utah	L, 80-85	Knoxville
D20	-/	3-Iowa	L, 86-92	Las Vegas
D21	-/	3-Northwestern	L, 86-93	Las Vegas
J2	-/	Florida	L, 79-92	Knoxville
J4	-/	Auburn	W, 80-76	Knoxville
J7	-/	at Ole Miss	L, 68-73	Oxford
J9	-/	at LSU	L, 87-121	Baton Rouge
J14	-/	Alabama	W, 87-78	Knoxville
J16	-/	Mississippi State	L, 68-70	Knoxville
J21	-/	Georgia	L, 74-75	Knoxville
J30	-/	at Vanderbilt	L, 55-56	Nashville
F4	-/	Ole Miss	W, 86-67	Knoxville
F6	-/	LSU	L, 86-101	Knoxville
F11	-/	at Alabama	L, 89-93	Tuscaloosa
F13	-/	at Mississippi St.	L, 60-62	Starkville
F15	-/3	at Kentucky	L, 77-90	Lexington
F18	-/	at Georgia	W, 77-72	Athens
F25	-/2	Kentucky	L, 57-68	Knoxville
F27	-/	Vanderbilt	W, 59-46	Knoxville
M4	-/	at Florida	W, 91-90	Gainesville
M6	-/	at Auburn	L, 94-107	Auburn

1-Fiesta Classic
2-Volunteer Classic
3-Rebel Roundup

1978-79 21-12 / 12-6 (2nd SEC)

Coach: Don DeVoe
Captain: Game Captains
Final Ranking: 18th UPI

AP Rank				
UT/Opp	Opponent	Result	Site	
N24	-/	Biscayne	W, 72-68	Knoxville
D2	-/5	at Louisville	L, 61-82	Louisville
D5	-/	East Carolina	W, 89-71	Knoxville
D9	-/	Ohio State	L, 78-86	Knoxville
D15	-/	1-Niagara	W, 100-80	Knoxville
D16	-/	1-Xavier	L, 50-51	Knoxville
D22	-/	2-San Jose State	W, 73-68	Santa Clara
D23	-/	2-Seton Hall	W, 94-80	Santa Clara
D27	-/	3-Utah	L, 71-80	Honolulu
D29	-/	3-Fordham	W, 83-58	Honolulu
D30	-/	3-Boston College	L, 72-74	Honolulu
J3	-/	at Ole Miss	W, 72-67	Oxford
J6	-/	Alabama	W, 85-77	Knoxville
J8	-/18	Mississippi State	L, 62-72	Knoxville
J11	-/	Florida	W, 116-73	Knoxville
J13	-/	at Georgia	L, 75-79	Athens
J20	-/	at Kentucky	W, 66-55	Lexington
J22	-/	at Vanderbilt	W, 71-70	Nashville
J24	-/9	at LSU	L, 75-77	Baton Rouge
J27	-/	Ole Miss	L, 64-65	Knoxville
J29	-/9	LSU	L, 78-84	Knoxville
F3	-/13	at Alabama	W, 83-77	Tuscaloosa
F5	-/	at Mississippi St.	L, 84-90**	Starkville
F7	-/	Auburn	W, 73-62	Knoxville

F10	-/	Georgia	W, 87-81***	Knoxville
F17	-/	Kentucky	W, 101-84	Knoxville
F19	-/19	Vanderbilt	W, 83-78	Knoxville
F22	-/	at Florida	W, 87-73	Gainesville
F24	-/	at Auburn	W, 60-55	Auburn

Southeastern Conference Tournament

M2	-/	Auburn	W, 75-64	Birmingham
M3	-/	Kentucky	W, 75-69*	Birmingham

NCAA Tournament

M9	20/-	Eastern Kentucky	W, 97-81	Murfreesboro
M11	20/5	Notre Dame	L, 67-73	Murfreesboro

1-Volunteer Classic
2-Cable Car Classic
3-Rainbow Classic

1979-80 18-11 / 12-6 (Tie 3rd SEC)

Coach: Don DeVoe
Captain: Game Captains

AP Rank				
UT/Opp	Opponent	Result	Site	
D4	-/9	St. John's	W, 97-80	Knoxville
D8	-/14	Louisville	L, 75-77	Knoxville
D12	-/	Auburn	W, 61-58	Knoxville
D14	-/	1-Fordham	W, 88-63	Knoxville
D15	-/	1-Arizona State	W, 82-79	Knoxville
D17	-/	Minnesota	W, 71-64	Knoxville
D19	-/	Alabama	W, 79-78***	Knoxville
D22	-/2	at Ohio State	L, 65-91	Columbus
D28	-/10	2-Indiana	L, 68-70	San Diego
D29	-/	2-at San Diego St.	W, 96-77	San Diego
J2	-/	at Ole Miss	W, 66-65	Oxford
J5	-/2	Kentucky	W, 49-47	Knoxville
J9	-/	at Florida	W, 69-58	Gainesville
J12	-/	Vanderbilt	W, 71-63	Knoxville
J17	20/-	at Mississippi St.	W, 70-61	Starkville
J19	20/14	LSU	L, 74-75	Knoxville
J23	19/-	at Georgia	L, 54-55	Athens
J26	19/-	at Alabama	L, 59-72	Tuscaloosa
J30	-/	Ole Miss	L, 59-66	Knoxville
F2	-/3	at Kentucky	L, 75-83	Lexington
F6	-/	Florida	W, 100-76	Knoxville
F9	-/	at Vanderbilt	W, 51-48	Nashville
F13	-/	Mississippi State	W, 85-73	Knoxville
F16	-/6	at LSU	L, 66-73	Baton Rouge
F21	-/	Georgia	W, 50-49	Knoxville
F23	-/	at Auburn	W, 72-63	Auburn

Southeastern Conference Tournament

F28	-/	Ole Miss	L, 74-76	Birmingham
-----	----	----------	----------	------------

NCAA Tournament

M6	-/	Furman	W, 80-69	Biringsboro
M8	-/8	Maryland	L, 75-86	Greensboro

1-Volunteer Classic
2-Cabrillo Classic

1980-81 21-8 / 12-6 (3rd SEC)

Coach: Don DeVoe
Captain: Game Captains
Final Ranking: 15th Associated Press / 15th UPI

AP Rank				
UT/Opp	Opponent	Result	Site	
N29	-/	Rollins	W, 94-58	Knoxville
D3	-/	at Auburn	L, 65-75	Auburn
D6	-/	Purdue	W, 78-69	Knoxville
D9	-/	Lafayette	W, 72-42	Knoxville
D13	-/	Colorado	W, 87-69	Knoxville
D19	-/	1-Iona	W, 80-54	Knoxville
D20	-/18	1-Brigham Young	W, 81-65	Knoxville
D28	-/11	2-Arizona State	W, 69-53	New Orleans
D29	-/	2-Duke	W, 90-69	New Orleans
J3	18/-	at Alabama	W, 70-69*	Tuscaloosa
J7	13/-	Ole Miss	W, 73-68	Knoxville
J10	13/4	at Kentucky	L, 47-48	Lexington
J14	11/-	Florida	W, 78-64	Knoxville
J17	11/-	at Vanderbilt	W, 72-66	Nashville
J21	8/-	Mississippi State	W, 81-57	Knoxville
J24	8/5	at LSU	L, 63-80	Baton Rouge
J28	11/-	Georgia	W, 72-67	Knoxville
J31	11/-	Alabama	W, 62-58	Knoxville
F4	10/-	at Ole Miss	L, 52-71	Oxford
F7	10/6	Kentucky	W, 87-71	Knoxville
F11	9/-	at Florida	W, 53-52	Gainesville
F14	9/-	Vanderbilt	W, 79-72	Knoxville
F18	8/-	at Mississippi St.	W, 73-70	Starkville
F21	8/4	LSU	L, 65-66	Knoxville
F25	10/-	at Georgia	L, 75-76*	Athens



F28	10/-	Auburn	W, 75-63	Knoxville
Southeastern Conference Tournament				
M5	10/-	Ole Miss	L, 71-81	Birmingham
NCAA Tournament				
M15	15/-	VCU	W, 58-56*	Charlotte
M19	15/5	Virginia	L, 48-62	Atlanta
<i>1-Volunteer Classic</i>				
<i>2-Sugar Bowl Classic</i>				

1981-82 20-10 / 13-5 (Tie 1st SEC)

Coach: Don DeVoe

Captain: Game Captains

AP Rank				
UT/Opp	Opponent	Result	Site	
N28	-/	at Purdue	L, 68-82	West Lafayette
D8	-/	at Colorado	W, 64-63	Boulder
D12	-/	Auburn	W, 86-79	Knoxville
D14	-/	Cleveland State	W, 74-58	Knoxville
D18	-/	1-American Univ.	W, 59-58	Knoxville
D19	-/	1-California	W, 80-48	Knoxville
D27	-/	2-at Portland	L, 62-71	Portland
D28	-/	2-Wisconsin	W, 79-67	Portland
D29	-/	2-Pittsburgh	L, 54-55	Portland
J2	-/12	Alabama	W, 88-67	Knoxville
J6	-/	at Ole Miss	W, 62-55	Oxford
J9	-/3	Kentucky	W, 70-66	Knoxville
J13	-/	at Florida	W, 69-66	Gainesville
J16	-/	Vanderbilt	W, 71-69*	Knoxville
J20	20/-	at Mississippi St.	W, 54-44	Starkville
J23	20/-	LSU	W, 77-67	Knoxville
J27	15/-	at Georgia	W, 66-64	Athens
J30	15/13	at Alabama	L, 72-77*	Tuscaloosa
F3	16/-	Ole Miss	L, 53-55*	Knoxville
F6	16/9	at Kentucky	L, 67-77	Lexington
F10	-/	Florida	W, 90-75	Knoxville
F13	-/	at Vanderbilt	W, 59-55	Nashville
F17	-/	Mississippi State	W, 50-48	Knoxville
F20	-/	at LSU	W, 54-53	Baton Rouge
F24	19/-	Georgia	L, 63-64	Knoxville
F27	19/-	at Auburn	L, 54-56	Auburn
Southeastern Conference Tournament				
M4	-/	Vanderbilt	W, 57-54	Lexington
M5	-/18	Alabama	L, 50-56	Lexington

NCAA Tournament

M12	-/	SW Louisiana	W, 61-57	Indianapolis
M14	-/3	Virginia	L, 51-54	Indianapolis
<i>1-Volunteer Classic</i>				
<i>2-Far West Classic</i>				

1982-83 20-12 / 9-9 (Tie 4th SEC)

Coach: Don DeVoe

Captain: Game Captains

Preseason Ranking: 13th Associated Press

Final Ranking: 25th USA Today/CNN

AP Rank				
UT/Opp	Opponent	Result	Site	
N27	13/-	Biscayne	W, 84-59	Knoxville
D1	14/-	at UT-Chattanooga	W, 55-49	Chattanooga
D8	14/-	Arizona	W, 92-73	Knoxville
D11	14/-	New Orleans	W, 76-74	Knoxville
D17	11/-	1-St. Francis (NY)	W, 70-51	Knoxville
D18	11/-	1-Miami (Ohio)	W, 69-62	Knoxville
D22	9/-	Oklahoma City	W, 99-56	Knoxville
D28	8/-	2-San Jose State	W, 50-42	Las Vegas
D29	8/15	2-at UNLV	L, 54-70	Las Vegas
J3	8/-	Georgia	W, 87-76	Knoxville
J8	12/-	at Ole Miss	L, 55-56*	Oxford
J10	12/-	at LSU	W, 59-58	Baton Rouge
J15	18/-	Mississippi State	L, 74-75*	Knoxville
J18	-/	Alabama	W, 73-64	Knoxville
J22	-/	at Florida	L, 74-78	Gainesville
J24	-/20	at Auburn	W, 80-77	Auburn
J29	-/	Vanderbilt	L, 60-61	Knoxville
J31	-/10	Kentucky	W, 65-63	Knoxville
F5	-/	Ole Miss	W, 65-53	Knoxville
F7	-/	LSU	W, 66-63	Knoxville
F12	-/	at Mississippi St.	L, 66-75	Starkville
F14	-/	at Alabama	L, 78-90	Tuscaloosa
F19	-/	Florida	W, 78-53	Knoxville
F22	20/-	Auburn	W, 82-74	Knoxville
F24	20/-	at Vanderbilt	L, 68-69	Nashville
F27	20/10	at Kentucky	L, 61-69	Lexington
M5	-/	at Georgia	L, 59-74	Athens
Southeastern Conference Tournament				
M10	-/	Florida	W, 78-62	Birmingham

M11	-/	LSU	W, 74-71*	Birmingham
M12	-/	Georgia	L, 60-79	Birmingham
NCAA Tournament				
M18	-/	Marquette	W, 57-56	Evansville
M20	-/2	Louisville	L, 57-70	Evansville
<i>1-Volunteer Classic</i>				
<i>2-Las Vegas Holiday Classic</i>				

1983-84 21-14 / 9-9 (6th SEC)

Coach: Don DeVoe

Captain: Game Captains

AP Rank				
UT/Opp	Opponent	Result	Site	
N25	-/	Ohio Northern	W, 40-33	Knoxville
N30	-/	Xavier	W, 77-57	Knoxville
D3	-/	California	W, 62-47	Knoxville
D7	-/	Morehead State	W, 75-63	Knoxville
D13	-/	Georgia State	L, 50-52	Knoxville
D16	-/	1-Montana State	W, 64-41	Knoxville
D17	-/	1-Louisiana Tech	W, 71-61	Knoxville
D20	-/	Hardin-Simmons	W, 75-58	Knoxville
D23	-/	at Arizona	W, 61-49	Tucson
D27	-/	2-Navy	W, 76-61	Honolulu
D29	-/	2-at Hawaii	L, 60-73	Honolulu
D30	-/	2-Ala.-Birmingham	L, 66-84	Honolulu
J3	-/11	at Georgia	L, 57-71	Athens
J8	-/	Ole Miss	W, 83-59	Knoxville
J10	-/11	LSU	W, 70-69	Knoxville
J14	-/	at Mississippi St.	L, 56-63*	Starkville
J16	-/	at Alabama	L, 72-82	Tuscaloosa
J21	-/	Florida	W, 70-65	Knoxville
J24	-/	Auburn	L, 72-79	Knoxville
J28	-/	at Vanderbilt	W, 76-69	Nashville
J30	-/3	at Kentucky	L, 74-93	Lexington
F4	-/	at Ole Miss	L, 56-57	Oxford
F6	-/14	at LSU	L, 59-61*	Baton Rouge
F11	-/	Mississippi State	W, 45-42	Knoxville
F13	-/	Alabama	L, 66-72	Knoxville
F18	-/	at Florida	W, 75-74**	Gainesville
F20	-/	at Auburn	W, 57-54	Auburn
F25	-/	Vanderbilt	W, 67-61	Knoxville
F27	-/4	Kentucky	W, 63-58	Knoxville
M4	-/	Georgia	L, 77-82	Knoxville
Southeastern Conference Tournament				
M8	-/	Florida	W, 80-74*	Nashville
M9	-/	Auburn	L, 58-60	Nashville
National Invitation Tournament				
M14	-/	St. Peter's	W, 54-40	Knoxville
M19	-/	UT-Chattanooga	W, 68-66	Knoxville
M23	-/	at Virginia Tech	L, 68-72	Blacksburg
<i>1-Volunteer Classic</i>				
<i>2-Rainbow Classic</i>				

Southeastern Conference Tournament

M14	-/	St. Peter's	W, 54-40	Knoxville
M19	-/	UT-Chattanooga	W, 68-66	Knoxville
M23	-/	at Virginia Tech	L, 68-72	Blacksburg
<i>1-Volunteer Classic</i>				
<i>2-Rainbow Classic</i>				

1984-85 22-15 / 8-10 (Tie 7th SEC)

Coach: Don DeVoe

Captain: Game Captains

AP Rank				
UT/Opp	Opponent	Result	Site	
N23	-/13	1-Ala.-Birmingham	L, 65-70	Anchorage
N24	-/	1-Idaho State	W, 65-59	Anchorage
N25	-/	1-Maryland	L, 49-72	Anchorage
D8	-/	Vermont	W, 85-48	Knoxville
D10	-/	at Missouri	L, 61-70	Columbia
D14	-/	2-Southern Miss.	W, 89-73	Knoxville
D15	-/11	2-Virginia Tech	W, 86-75	Knoxville
D18	-/	UNC Charlotte	W, 86-76	Knoxville
D20	-/	Eastern Kentucky	W, 98-74	Knoxville
D22	-/	Richmond	W, 77-64	Knoxville
D27	-/	Lafayette	W, 77-58	Knoxville
D29	-/13	Michigan	W, 81-77	Knoxville
J2	-/	at Florida	L, 70-84	Gainesville
J5	-/	at Ole Miss	W, 70-63	Oxford
J9	-/	Auburn	W, 86-74	Knoxville
J12	-/	at LSU	L, 65-75	Baton Rouge
J16	-/	Vanderbilt	W, 87-79	Knoxville
J19	-/	Alabama	W, 79-67	Knoxville
J23	-/	at Mississippi St.	L, 66-82	Starkville
J27	-/	Kentucky	W, 81-65	Knoxville
J30	-/	at Georgia	W, 80-79**	Athens
F2	-/	Florida	L, 86-93	Knoxville
F6	-/	Ole Miss	L, 57-58	Knoxville
F9	-/	at Auburn	L, 60-75	Auburn
F14	-/	LSU	L, 82-87	Knoxville
F16	-/	at Vanderbilt	L, 82-85	Nashville
F20	-/	at Alabama	L, 59-80	Tuscaloosa

F23	-/	Mississippi State	W, 79-64	Knoxville
F28	-/	at Kentucky	L, 67-92	Lexington
M2	-/14	Georgia	W, 86-85	Knoxville
Southeastern Conference Tournament				
M6	-/	Vanderbilt	W, 71-51	Birmingham
M7	-/17	Georgia	L, 61-67	Birmingham
National Invitation Tournament				
M14	-/	at Tennessee Tech	W, 65-62	Cookeville
M20	-/	SW Louisiana	W, 73-72	Knoxville
M23	-/	Virginia	W, 61-54	Knoxville
M27	-/	Indiana	L, 67-74	New York City
M29	-/	Louisville	W, 100-84	New York City
<i>1-Great Alaska Shootout</i>				
<i>2-Volunteer Classic</i>				

1985-86 12-16 / 5-13 (8th SEC)

Coach: Don DeVoe

Captain: Game Captains

AP Rank				
UT/Opp	Opponent	Result	Site	
N22	-/	SE Louisiana	W, 79-58	Knoxville
D22	-/3	at Michigan	L, 52-87	Ann Arbor
D7	-/	Texas A&M	W, 88-70	Knoxville
D10	-/10	Illinois	W, 54-51	Knoxville
D14	-/	Missouri	W, 67-54	Knoxville
D20	-/	1-Furman	W, 79-45	Knoxville
D21	-/	1-UNC Wilmington	W, 85-57	Knoxville
D27	-/	2-SW Louisiana	L, 78-79**	New Orleans
D28	-/	2-Texas A&M	W, 70-64	New Orleans
J2	-/	Florida	L, 75-77*	Knoxville
J4	-/	Ole Miss	W, 74-66	Knoxville
J8	-/	at Auburn	L, 45-59	Auburn
J11	-/8	LSU	W, 88-77	Knoxville
J15	-/	at Vanderbilt	L, 59-60	Nashville
J18	-/	at Alabama	L, 79-92	Tuscaloosa
J22	-/	Mississippi State	W, 69-51	Knoxville
J25	-/11	at Kentucky	L, 57-74	Lexington
J30	-/	Georgia	W, 78-77	Knoxville
F1	-/	at Florida	L, 61-69	Gainesville
F5	-/	at Ole Miss	L, 55-59	Oxford
F8	-/	Auburn	W, 80-79	Knoxville
F12	-/	at LSU	L, 50-75	Baton Rouge
F15	-/	Vanderbilt	L, 62-66	Knoxville
F19	-/	Alabama	L, 64-80	Knoxville
F22	-/	at Mississippi St.	L, 49-57	Starkville
F27	-/5	Kentucky	L, 60-62	Knoxville
M1	-/	at Georgia	L, 70-91	Athens
Southeastern Conference Tournament				
M5	-/	Ole Miss	L, 56-73	Lexington
<i>1-Volunteer Classic</i>				
<i>2-Sugar Bowl Classic</i>				

Southeastern Conference Tournament

M5	-/	Ole Miss	L, 56-73	Lexington
<i>1-Volunteer Classic</i>				
<i>2-Sugar Bowl Classic</i>				

1986-87 14-15 / 7-11 (8th SEC)

Coach: Don DeVoe

Captain: Game Captains

AP Rank				
UT/Opp	Opponent	Result	Site	
N28	-/	Appalachian State	W, 93-47	Knoxville
D3	-/	Louisiana Tech	W, 63-56	Knoxville
D13	-/	at Marquette	L, 56-63	Milwaukee
D19	-/	1-Ball State	W, 78-52	Knoxville
D20	-/	1-UNC Charlotte	W, 86-69	Knoxville
D22	-/	VMI	W, 99-60	Knoxville
D27	-/	Southern Cal	L, 76-81*	Knoxville
D29	-/	2-at Central Florida	W, 81-62	Orlando
D30	-/	2-Florida State	L, 90-91*	Orlando
J3	-/	at Vanderbilt	W, 81-72	Nashville
J8	-/	LSU	L, 78-79	Knoxville
J10	-/9	Kentucky	W, 75-68	Knoxville
J14	-/10	at Auburn	L, 56-66	Auburn
J17	-/	at Florida	L, 90-97	Gainesville
J21	-/	Mississippi State	W, 74-61	Knoxville
J24	-/13	Alabama	L, 71-82	Knoxville
J28	-/	at Georgia	L, 55-60	Athens
J31	-/	Ole Miss	L, 70-73*	Knoxville
F2	-/	at Ole Miss	L, 70-71	Oxford
F4	-/	Vanderbilt	W, 79-69*	Knoxville
F7	-/	at LSU	L, 58-60	Baton Rouge
F11	-/	at Kentucky	L, 84-91*	Lexington
F14	-/	Auburn	W, 103-84	Knoxville
F18	-/18	Florida	W, 81-71	Knoxville
F21	-/	at Mississippi St.	L, 60-62	Starkville
F25	-/10	at Alabama	L, 71-93	Tuscaloosa
F28	-/	Georgia	W, 89-68	Knoxville
Southeastern Conference Tournament				

YEAR-BY-YEAR RESULTS

M5 -/- Vanderbilt W, 74-57 Atlanta
 M6 -/9 Alabama L, 60-68 Atlanta
1-Volunteer Classic
2-Citrus Bowl/Red Lobster Classic

1987-88 16-13 / 9-9 (6th SEC)

Coach: Don DeVoe

Captain: Game Captains

AP Rank			
UT/Opp	Opponent	Result	Site
D3	-/	Marquette	W, 82-56 Knoxville
D12	-/	at Southern Cal	W, 74-61 Los Angeles
D17	-/	Western Carolina	W, 87-69 Knoxville
D19	-/	Florida State	W, 81-78* Knoxville
D21	-/	Ohio University	L, 70-72 Knoxville
D23	-/	Furman	W, 84-66 Knoxville
D28	-/	1-Army	W, 75-52 Knoxville
D29	-/	1-Pepperdine	W, 96-75 Knoxville
J6	-/	Ole Miss	W, 77-68* Knoxville
J9	-/	Vanderbilt	W, 80-72 Knoxville
J13	-/	LSU	L, 51-52 Knoxville
J16	-/5	at Kentucky	L, 65-83 Lexington
J17	-/20	at Illinois	L, 79-103 Champaign
J20	-/	Auburn	W, 75-64 Knoxville
J23	-/	Florida	L, 56-76 Knoxville
J27	-/	at Mississippi St.	W, 63-48 Starkville
J30	-/	at Alabama	L, 69-82 Tuscaloosa
F3	-/	Georgia	W, 92-81 Knoxville
F6	-/	at Ole Miss	L, 73-91 Oxford
F10	-/17	at Vanderbilt	L, 62-90 Nashville
F13	-/	at LSU	L, 73-92 Baton Rouge
F17	-/9	Kentucky	W, 72-70 Knoxville
F20	-/	at Auburn	L, 68-73 Auburn
F24	-/	at Florida	W, 65-63 Gainesville
F27	-/	Mississippi State	W, 64-62 Knoxville
M2	-/	Alabama	W, 81-58 Knoxville
M5	-/	at Georgia	L, 69-80 Athens

Southeastern Conference Tournament

M11 -/- Florida L, 60-67 Baton Rouge

National Invitation Tournament

M18 -/- at Middle Tenn. St. L, 80-85 Murfreesboro
1-Volunteer Classic

1988-89 19-11 / 11-7 (Tie 4th SEC)

Coach: Don DeVoe

Captain: Game Captains

AP Rank			
UT/Opp	Opponent	Result	Site
N25	-/	Tennessee Tech	W, 118-86 Knoxville
N28	-/	at Ole Miss	W, 84-79 Oxford
D3	20/-	UT-Chattanooga	W, 91-76 Knoxville
D5	20/-	VMI	W, 84-82** Knoxville
D17	16/-	South Carolina	L, 81-83* Knoxville
D20	19/-	1-Ala.-Birmingham	W, 111-99 San Diego
D21	19/-	1-at San Diego St.	W, 77-75 San Diego
D28	19/-	2-Miami (Ohio)	W, 94-83 Knoxville
D29	19/-	2-Memphis State	W, 76-74 Knoxville
J4	17/-	at Auburn	W, 84-73 Auburn
J7	17/-	at Mississippi St.	W, 86-85 Starkville
J11	17/-	LSU	W, 100-96 Knoxville
J15	17/14	at Florida State	L, 90-101 Tallahassee
J18	18/-	Florida	W, 83-76 Knoxville
J21	18/-	Kentucky	L, 65-66 Knoxville
J25	-/	at Alabama	L, 85-87* Tuscaloosa
J28	-/	Georgia	L, 73-74 Knoxville
F1	-/	at Vanderbilt	L, 56-68 Nashville
F4	-/	Auburn	W, 89-72 Knoxville
F8	-/	Mississippi State	W, 81-71 Knoxville
F11	-/	at LSU	L, 106-122 Baton Rouge
F15	-/	Ole Miss	W, 83-71 Knoxville
F18	-/	at Florida	L, 81-99 Gainesville
F22	-/	at Kentucky	L, 71-76 Lexington
F25	-/	Alabama	W, 84-69 Knoxville
M1	-/	at Georgia	W, 75-68 Athens
M4	-/	Vanderbilt	W, 78-61 Knoxville

Southeastern Conference Tournament

M10 -/- LSU W, 95-77 Knoxville
 M11 -/- Florida L, 71-76 Knoxville

NCAA Tournament

M16 -/17 West Virginia L, 68-84 Greensboro
1-McDonald's Classic
2-Volunteer Classic

1989-90 16-14 / 10-8 (4th SEC)

Coach: Wade Houston

Captain: Game Captains

AP Rank			
UT/Opp	Opponent	Result	Site
N24	-/	1-Austin Peay	W, 71-69 Memphis
N25	-/24	1-at Memphis St.	L, 72-91 Memphis
N28	-/	East Tenn. State	L, 70-83 Knoxville
D5	-/	New Mexico	W, 96-85* Knoxville
D10	-/24	Oregon State	L, 90-96* Knoxville
D16	-/	Ole Miss	W, 71-67 Knoxville
D18	-/	at South Carolina	W, 67-60 Columbia
D20	-/	Western Carolina	W, 92-66 Knoxville
D29	-/	2-Fordham	L, 85-93 Knoxville
D30	-/	2-Washington St.	W, 83-82 Knoxville
J3	-/	Auburn	W, 72-70 Knoxville
J6	-/	Mississippi State	W, 82-77 Knoxville
J8	-/11	at LSU	L, 94-111 Baton Rouge
J17	-/	at Florida	W, 80-75 Gainesville
J20	-/	at Kentucky	L, 83-95 Lexington
J23	-/24	Alabama	W, 78-70 Knoxville
J27	-/	at Georgia	L, 77-85 Athens
F31	-/	Vanderbilt	W, 73-72 Knoxville
F3	-/	at Auburn	L, 83-89 Auburn
F7	-/	at Mississippi St.	W, 84-83* Starkville
F10	-/11	LSU	L, 113-119 Knoxville
F14	-/	at Ole Miss	L, 80-81 Oxford
F17	-/	Florida	W, 75-57 Knoxville
F21	-/	Kentucky	W, 102-100 Knoxville
F24	-/	at Alabama	L, 73-87 Tuscaloosa
F28	-/25	Georgia	W, 93-83 Knoxville
M3	-/	at Vanderbilt	L, 74-98 Nashville

Southeastern Conference Tournament

M9 -/- Ole Miss L, 86-87 Orlando

National Invitation Tournament

M14 -/- at Memphis State W, 73-71 Memphis
 M19 -/- at Vanderbilt L, 85-89 Nashville

1-Mid-South Classic

2-Volunteer Classic

1990-91 12-22 / 3-15 (Tie 8th SEC)

Coach: Wade Houston

Captain: Game Captains

AP Rank			
UT/Opp	Opponent	Result	Site
N23	-/	Tennessee State	W, 91-75 Knoxville
N27	-/	Memphis State	L, 72-74 Knoxville
N29	-/	Kent State	W, 93-69 Knoxville
D2	-/	UT-Chattanooga	W, 92-69 Knoxville
D15	-/	Austin Peay	W, 91-87 Knoxville
D17	-/	VCU	W, 77-72 Knoxville
D20	-/	at New Mexico	L, 80-83 Albuquerque
D22	-/	at Oregon State	L, 66-82 Corvallis
D27	-/	1-Wichita State	L, 73-77 Honolulu
D29	-/	1-Iona	W, 93-77 Honolulu
D30	-/	1-Alaska-Anchorage	L, 78-86 Honolulu
J2	-/	Mississippi State	L, 65-70 Knoxville
J5	-/	at Georgia	L, 86-107 Athens
J8	-/	at Vanderbilt	L, 68-108 Nashville
J12	-/11	Kentucky	L, 74-78 Knoxville
J16	-/	at Florida	W, 70-67 Gainesville
J19	-/	Auburn	L, 63-67 Knoxville
J22	-/16	LSU	W, 92-89 Knoxville
J26	-/	at Ole Miss	L, 72-75 Oxford
J30	-/	Alabama	L, 74-83 Knoxville
F2	-/	at Mississippi St.	L, 68-95 Starkville
F6	-/	Georgia	L, 78-87 Knoxville
F9	-/	Vanderbilt	W, 85-73 Knoxville
F13	-/16	at Kentucky	L, 74-85 Lexington
F16	-/	Florida	L, 68-73 Knoxville
F19	-/	at Auburn	L, 65-74 Auburn
F23	-/19	at LSU	L, 87-119 Baton Rouge
F25	-/	N.C. State	L, 82-90 Knoxville
F27	-/	Ole Miss	L, 88-93 Knoxville
M2	-/24	at Alabama	L, 88-96 Tuscaloosa

Southeastern Conference Tournament

M7 -/ Ole Miss W, 94-85 Nashville
 M8 -/18 Mississippi State W, 87-70 Nashville
 M9 -/ Georgia W, 85-65 Nashville
 M10 -/24 Alabama L, 69-88 Nashville

1-Rainbow Classic

1991-92 19-15 / 8-8 (3rd SEC East)

Coach: Wade Houston

Captain: Game Captains

AP Rank			
UT/Opp	Opponent	Result	Site
N25	-/	East Tenn. State	L, 79-87 Knoxville
N29	-/	1-American-PR	W, 105-85 San Juan
N30	-/	1-TCU	L, 59-73 San Juan
D1	-/	1-Miami (Fla.)	L, 60-72 San Juan
D5	-/	Middle Tenn. St.	W, 86-83 Knoxville
D14	-/	at Memphis State	W, 65-64 Memphis
D18	-/	East Carolina	W, 93-58 Knoxville
D21	-/	at VCU	W, 92-78 Richmond
D30	-/	Furman	W, 92-74 Knoxville
J4	-/	Vanderbilt	W, 91-75 Knoxville
J6	-/	Towson State	W, 77-70 Knoxville
J8	-/	Cincinnati	L, 51-62 Knoxville
J11	-/	Georgia	W, 78-76 Knoxville
J15	-/	at South Carolina	L, 59-73 Columbia
J18	-/	at Florida	L, 65-71 Gainesville
J21	-/8	Kentucky	W, 107-85 Knoxville
J25	-/	Auburn	W, 82-74 Knoxville
J27	-/	at N.C. State	W, 92-78 Raleigh
J29	-/	at LSU	L, 82-97 Baton Rouge
F5	-/5	Arkansas	W, 83-81 Knoxville
F8	-/18	at Alabama	L, 68-85 Tuscaloosa
F12	-/	at Mississippi St.	L, 76-94 Starkville
F15	-/	Dayton	W, 68-67 Knoxville
F19	-/	Ole Miss	W, 98-86 Knoxville
F22	-/	at Vanderbilt	L, 84-89 Nashville
F24	-/	at UNC Charlotte	L, 65-72 Charlotte
F26	-/	Florida	L, 68-72 Knoxville
F29	-/	South Carolina	W, 87-64 Knoxville
M4	-/	at Georgia	W, 67-66 Athens
M7	-/10	at Kentucky	L, 88-99 Lexington

Southeastern Conference Tournament

M12 -/ South Carolina W, 70-63 Birmingham
 M13 -/23 LSU L, 89-99 Birmingham

National Invitation Tournament

M18 -/ Ala.-Birmingham W, 71-68 Knoxville
 M23 -/ at Virginia L, 52-77 Charlottesville
1-San Juan Shootout

1992-93 13-17 / 4-12 (6th SEC East)

Coach: Wade Houston

Captain: Game Captains

AP Rank			
UT/Opp	Opponent	Result	Site
N19	-/	1-at Rutgers	W, 87-79 Piscataway
N21	-/6	1-at Seton Hall	L, 64-72East Rutherford
D3	-/	Tennessee Tech	W, 96-78 Knoxville
D6	-/8	Memphis State	W, 70-59 Knoxville
D9	-/15	Syracuse	L, 81-87 Knoxville
D19	-/	Western Carolina	W, 97-55 Knoxville
D22	-/	at Dayton	W, 77-61 Dayton
D29	-/	Furman	W, 90-77 Knoxville
J4	-/16	at Cincinnati	L, 58-79 Cincinnati
J6	-/	South Carolina	L, 85-95 Knoxville
J9	-/2	at Kentucky	L, 70-84 Lexington
J13	-/	Radford	W, 105-63 Knoxville
J16	-/	Mississippi State	W, 92-75 Knoxville
J18	-/	UNC Charlotte	W, 80-70 Knoxville
J20	-/	at Auburn	L, 75-88 Auburn
J24	-/	Florida	L, 68-80 Knoxville
J27	-/12	Vanderbilt	L, 65-82 Knoxville
J30	-/	at Ole Miss	W, 75-62 Oxford
F3	-/	at Georgia	L, 60-77 Athens
F6	-/	Alabama	L, 81-85 Knoxville
F10	-/	at South Carolina	L, 107-111** Columbia
F13	-/	at N.C. State	L, 72-74 Raleigh
F16	-/13	at Arkansas	W, 101-91 Fayetteville
F20	-/	LSU	L, 74-81 Knoxville
F24	-/2	Kentucky	W, 78-77 Knoxville
F27	-/	at Florida	L, 70-84 Gainesville
M2	-/7	at Vanderbilt	L, 82-90* Nashville
M6	-/	Georgia	L, 83-96 Knoxville

Southeastern Conference Tournament

M11 -/ Auburn W, 78-76 Lexington
 M12 -/4 Kentucky L, 40-101 Lexington

1-Preseason National Invitation Tournament



1993-94 5-22 / 2-14 (6th SEC East)

Coach: Wade Houston
Captain: Game Captains

AP Rank			
UT/Opp	Opponent	Result	Site
N26	-/	Tennessee-Martin W, 97-80	Knoxville
N28	-/20	at Syracuse L, 65-98	Syracuse
D2	-/	at Memphis State L, 64-83	Memphis
D17	-/	Arkansas-Little Rock L, 59-69	Knoxville
D8	-/	Western Carolina L, 71-78	Knoxville
D21	-/	Michigan State L, 60-69	Knoxville
D28	-/	Mercer W, 67-45	Knoxville
J2	-/	at Virginia Tech L, 63-86	Blacksburg
J5	-/	at Mississippi St. L, 66-80	Starkville
J8	-/	Florida L, 71-86	Knoxville
J12	-/	Georgia L, 63-67	Knoxville
J15	-/8	at Kentucky L, 74-93	Lexington
J19	-/	at South Carolina L, 62-64	Columbia
J22	-/	Auburn W, 92-85	Knoxville
J26	-/	at Vanderbilt L, 73-85	Nashville
J29	-/5	Arkansas L, 64-65	Knoxville
F1	-/	Tennessee Tech W, 97-78	Knoxville
F5	-/	at LSU L, 83-84	Baton Rouge
F7	-/	N.C. State L, 70-72*	Knoxville
F12	-/	at Georgia L, 61-74	Athens
F16	-/	Ole Miss W, 72-69	Knoxville
F19	-/	at Alabama L, 70-84	Tuscaloosa
F23	-/7	Kentucky L, 73-77	Knoxville
F26	-/	at South Carolina L, 64-72	Knoxville
M1	-/	Vanderbilt L, 67-84	Knoxville
M5	-/19	at Florida L, 71-82	Gainesville

J13	-/2	at Kentucky L, 44-61	Lexington
J15	-/	Tennessee Tech W, 65-53	Knoxville
J17	-/	at Alabama L, 53-62	Tuscaloosa
J20	-/22	Georgia W, 67-62	Knoxville
J27	-/	at Mississippi St. L, 59-60	Starkville
J31	-/	Ole Miss W, 67-52	Knoxville
F3	-/	at Georgia L, 49-68	Athens
F7	-/	at Florida L, 51-63	Gainesville
F14	-/	at LSU W, 73-65	Baton Rouge
F17	-/2	Kentucky L, 50-90	Knoxville
F21	-/	Arkansas W, 66-59	Knoxville
F24	-/	Vanderbilt W, 94-79	Knoxville
F28	-/	at South Carolina L, 52-66	Columbia
M2	-/	Florida L, 71-73	Knoxville

Southeastern Conference Tournament

M7	-/	Alabama W, 77-65	New Orleans
M8	-/	Georgia L, 63-74	New Orleans

National Invitation Tournament

M13	-/	Coll. of Charleston L, 49-55	Knoxville
-----	----	------------------------------	-----------

1996-97 11-16 / 4-12 (6th SEC East)

Coach: Kevin O'Neill
Captain: Game Captains

Southeastern Conference Tournament

M10	-/	Mississippi State L, 69-73	Memphis
-----	----	----------------------------	---------

AP Rank			
UT/Opp	Opponent	Result	Site
N24	-/	Morehead State W, 85-63	Knoxville
D1	-/	Georgia State W, 70-53	Knoxville
D4	-/	Tennessee Tech L, 62-73	Knoxville
D7	-/	at Penn State L, 41-42*	State College
D15	-/	Memphis W, 57-47	Knoxville
D18	-/	Southern Calif. W, 71-59	Knoxville
D22	-/	Miami (Fla.) W, 78-65	Knoxville
D28	-/	at UNC Charlotte L, 51-72	Charlotte
D31	-/	East Tenn. State W, 54-40	Knoxville
J4	-/3	at Kentucky L, 40-74	Lexington
J8	-/	at South Carolina L, 41-73	Columbia
J11	-/	Vanderbilt W, 75-65	Knoxville
J15	-/	at Auburn L, 35-43	Auburn
J19	-/	LSU W, 66-52	Knoxville
J22	-/	at Ole Miss L, 48-70	Oxford
J25	-/	Florida L, 50-56	Knoxville
J29	-/	Georgia L, 50-63	Knoxville
F1	-/	Wofford W, 60-41	Knoxville
F5	-/	at Arkansas L, 54-77	Fayetteville
F8	-/	Alabama W, 65-61	Knoxville
F12	-/	at Vanderbilt L, 53-66	Nashville
F15	-/	Mississippi State W, 54-53	Knoxville
F19	-/	at Florida L, 54-76	Gainesville
F22	-/9	South Carolina L, 58-69	Knoxville
F25	-/3	Kentucky L, 64-74	Knoxville
M1	-/	at Georgia L, 55-69	Athens

Southeastern Conference Tournament

M6	-/	Auburn L, 54-67	Memphis
----	----	-----------------	---------

1997-98 20-9 / 9-7 (3rd SEC East)

Coach: Jerry Green
Captain: Game Captains

AP Rank			
UT/Opp	Opponent	Result	Site
N14	-/	Winthrop W, 75-62	Knoxville
N17	-/	Miami (Ohio) W, 75-74	Knoxville
N19	-/	UNC Asheville W, 75-69	Knoxville
N23	-/	Austin Peay W, 74-65	Knoxville
N28	-/	Appalachian State W, 69-46	Knoxville
D2	-/	Tennessee Tech W, 83-69	Knoxville
D7	-/	Wofford W, 92-63	Knoxville
D9	-/	St. Joseph's W, 74-54	Knoxville
D20	-/	at Memphis W, 68-66	Memphis
D30	-/	at Southern Calif. W, 74-70	Los Angeles
J3	-/	at Florida L, 69-83	Gainesville
J7	-/	Auburn L, 69-74	Knoxville
J10	-/	at Vanderbilt L, 79-80	Nashville
J17	-/11	Mississippi W, 77-67	Knoxville
J21	-/14	at South Carolina L, 51-81	Columbia
J24	-/7	Kentucky L, 67-85	Knoxville
J28	-/	at Alabama W, 84-70	Tuscaloosa
F31	-/	at LSU W, 72-65	Baton Rouge
F34	-/	Georgia W, 77-48	Knoxville
F7	-/13	South Carolina W, 70-69	Knoxville
F11	-/7	at Kentucky L, 74-80	Lexington
F14	-/12	Arkansas W, 74-71	Knoxville
F17	-/	at Mississippi St. W, 67-63	Starkville
F21	-/	Vanderbilt W, 90-76	Knoxville
F25	-/	Florida W, 79-75	Knoxville
F28	-/	at Georgia L, 72-77	Athens

Southeastern Conference Tournament

M5	-/	LSU W, 73-62	Atlanta
M6	-/17	Arkansas L, 96-102	Atlanta

NCAA Tournament

M12	-/	Illinois State L, 81-82*	Sacramento
-----	----	--------------------------	------------

1998-99 21-9 / 12-4 (1st SEC East)

Coach: Jerry Green
Captain: Game Captains
Preseason Ranking: 9th Associated Press / 9th ESPN/ USA Today

Final Ranking: 20th Associated Press

AP Rank			
UT/Opp	Opponent	Result	Site
N13	9/18	1-Arizona L, 72-73	Albuquerque
N15	18/	Tennessee State W, 91-69	Knoxville
N17	18/	Cal State Northridge W, 83-64	Knoxville
N19	18/	at Miami (Ohio) L, 62-68	Oxford
N24	25/	UT-Chattanooga W, 85-74	Knoxville
N30	-/	Western Carolina W, 84-41	Knoxville
D2	-/	Memphis W, 68-67	Knoxville
D6	-/20	Pittsburgh W, 56-53	Knoxville
D10	21/	at St. Joseph's L, 53-55	Philadelphia
D19	-/	at South Florida W, 75-68*	Tampa
D22	-/	UNC Greensboro W, 92-60	Knoxville
J2	-/17	at Auburn L, 62-90	Auburn
J6	-/	LSU W, 93-58	Knoxville
J9	-/	South Carolina W, 86-57	Knoxville
J12	-/6	at Kentucky W, 47-46	Lexington
J20	-/	Georgia W, 85-69	Knoxville
J23	-/	at Florida L, 72-93	Gainesville
J27	-/	at Vanderbilt W, 78-67	Nashville
J30	-/	Alabama W, 100-64	Knoxville
F2	-/23	at Arkansas L, 52-69	Fayetteville
F6	-/	Mississippi State L, 82-88	Knoxville
F10	-/23	Florida W, 91-56	Knoxville
F13	-/	Vanderbilt W, 63-62	Knoxville
F17	-/	at Ole Miss W, 69-67	Oxford
F20	-/	at South Carolina W, 65-50	Columbia
F23	-/	at Georgia W, 75-65	Athens
F28	-/13	Kentucky W, 68-61	Knoxville

Southeastern Conference Tournament

M5	18/	Mississippi State L, 56-62	Atlanta
----	-----	----------------------------	---------

NCAA Tournament

M12	20/	Delaware W, 62-52	Charlotte
M14	20/	SW Missouri State L, 51-81	Charlotte

1-BCA Classic

1999-2000 26-7 / 12-4 (1st SEC East)

Coach: Jerry Green
Captain: Game Captains
Preseason Ranking: 19th Associated Press / 16th ESPN/USA Today

Final Ranking: 11th Associated Press / 14th ESPN/ USA Today

AP Rank			
UT/Opp	Opponent	Result	Site
N22	19/	Elon W, 95-56	Knoxville
N24	17/	UNC Asheville W, 79-63	Knoxville
N26	17/	Long Island W, 86-47	Knoxville
N29	18/	South Florida W, 102-90	Knoxville
D1	18/	Miami (Ohio) W, 78-59	Knoxville
D4	18/	at Pittsburgh W, 76-50	Pittsburgh
D8	16/	West Virginia W, 94-54	Knoxville
D10	16/	Middle Tenn. St. W, 78-77	Knoxville
D18	13/	at Memphis W, 74-69	Memphis
D22	11/	1-American-PR W, 102-58	Bayamon, P.R.
D23	11/	1-Southern Illinois W, 87-74	Bayamon, P.R.
D25	11/	1-Tulsa L, 68-88	Bayamon, P.R.
J2	16/	Radford W, 72-46	Knoxville
J5	15/	at South Carolina W, 60-52	Columbia
J8	15/21	at LSU W, 64-59	Baton Rouge
J12	12/	Vanderbilt L, 73-76	Knoxville
J15	12/	Ole Miss W, 98-60	Knoxville
J18	16/9	at Florida W, 81-79*	Gainesville
J25	11/7	Auburn W, 105-76	Knoxville
J29	11/	South Carolina W, 73-66	Knoxville
F1	6/14	at Kentucky L, 68-81	Lexington
F6	6/	at Mississippi St. W, 88-81	Starkville
F9	8/	Georgia W, 110-83	Knoxville
F12	8/12	Florida W, 76-73*	Knoxville
F19	5/	at Vanderbilt L, 72-85	Nashville
F23	7/18	Kentucky W, 74-67	Knoxville
F26	7/	at Alabama L, 75-80	Tuscaloosa
M1	11/	Arkansas W, 73-66	Knoxville

1994-95 11-16 / 4-12 (6th SEC East)

Coach: Kevin O'Neill
Captain: Game Captains

AP Rank			
UT/Opp	Opponent	Result	Site
N27	-/	Tennessee Tech W, 74-54	Knoxville
D4	-/	East Tenn. State W, 81-74	Knoxville
D7	-/	Morehead State W, 70-52	Knoxville
D17	-/	Memphis L, 46-50	Knoxville
D20	-/17	at Michigan State L, 68-79	East Lansing
D23	-/	at Houston W, 74-58	Houston
D28	-/	Virginia Tech L, 64-73	Knoxville
D30	-/	Furman W, 68-51	Knoxville
J4	-/	Georgia L, 56-57	Knoxville
J7	-/3	at Arkansas L, 79-97	Fayetteville
J11	-/	South Carolina W, 61-57	Knoxville
J15	-/	at Vanderbilt W, 67-63	Nashville
J18	-/	at Auburn L, 57-61	Auburn
J22	-/24	Florida L, 47-62	Knoxville
J25	-/5	at Kentucky L, 50-69	Lexington
J28	-/	Alabama L, 46-69	Knoxville
J30	-/	at South Florida W, 62-57	Tampa
F4	-/	LSU L, 52-56	Knoxville
F8	-/6	Kentucky L, 48-68	Knoxville
F11	-/	at Georgia L, 48-74	Athens
F15	-/	at Florida L, 48-70	Gainesville
F18	-/23	Mississippi State L, 52-60	Knoxville
F22	-/	at Ole Miss W, 75-61	Oxford
F27	-/	Towson State W, 77-60	Knoxville
M1	-/	Vanderbilt W, 62-58	Knoxville
M4	-/	at South Carolina L, 50-66	Columbia

Southeastern Conference Tournament

M9	-/20	Alabama L, 43-55	Atlanta
----	------	------------------	---------

1995-96 14-15 / 6-10 (Tie 5th SEC East)

Coach: Kevin O'Neill
Captain: Steve Hamer

AP Rank			
UT/Opp	Opponent	Result	Site
N26	-/	Georgia State W, 74-59	Knoxville
N29	-/	UNC Charlotte L, 76-79	Knoxville
D2	-/	Penn State L, 57-69	Knoxville
D6	-/	Western Carolina W, 63-51	Knoxville
D9	-/	Austin Peay W, 80-70	Knoxville
D16	-/6	at Memphis L, 55-57	Memphis
D19	-/	Houston W, 69-49	Knoxville
D22	-/	South Florida W, 54-43	Knoxville
D27	-/	at Miami (Fla.) W, 56-54	Miami
J3	-/	Auburn W, 66-62	Knoxville
J6	-/	at Vanderbilt L, 55-65	Nashville
J10	-/	South Carolina L, 58-62	Knoxville

YEAR-BY-YEAR RESULTS

M4	11/-	at Georgia	W, 83-66	Athens
Southeastern Conference Tournament				
M10	8/-	South Carolina	L, 68-75	Atlanta
NCAA Tournament				
M17	11/-	La-Lafayette	W, 63-58	Birmingham
M19	11/20	Connecticut	W, 65-51	Birmingham
M24	11/-	North Carolina	L, 69-74	Austin

1-Puerto Rico Holiday Classic

2000-01 22-11 / 8-8 (4th SEC East)

Coach: Jerry Green

Captain: Game Captains

Preseason Ranking: 9th Associated Press / 8th ESPN/

USA Today

AP Rank				
UT/Opp		Opponent	Result	Site
N17	9/-	UT-Chattanooga	W, 88-66	Knoxville
N19	9/-	East Tenn. State	W, 102-76	Knoxville
N21	9/18	Wisc. State	W, 66-56	Knoxville
N27	7/-	Austin Peay	W, 98-65	Knoxville
N30	7/-	UNC Asheville	W, 85-59	Knoxville
D2	7/-	at West Virginia	W, 79-78	Morgantown
D5	6/-	Memphis	W, 86-76	Knoxville
D7	6/-	SMU	W, 85-76	Knoxville
D15	4/-	vs. Middle Tenn. St.	W, 99-83	Nashville
D19	4/14	1-Virginia	L, 89-107	East Rutherford
D22	4/12	at Syracuse	W, 83-70	Syracuse
D28	6/-	2-Geo. Washington	W, 92-81	Honolulu
D29	6/23	2-Iowa	W, 80-68	Honolulu
D30	6/-	2-at Hawaii	W, 69-58	Honolulu
J6	6/-	at Auburn	W, 96-88**	Auburn
J9	4/16	Alabama	W, 86-69	Knoxville
J13	4/-	South Carolina	W, 79-71	Knoxville
J16	4/-	at Kentucky	L, 74-84	Lexington
J20	4/-	Mississippi State	W, 84-79	Knoxville
J27	6/-	at Florida	L, 75-77**	Athens
J30	8/13	at Georgia	L, 67-81	Gainesville
F3	8/-	Vanderbilt	W, 72-50	Knoxville
F7	10/-	at Arkansas	L, 77-82*	Fayetteville
F10	10/25	at Ole Miss	L, 71-87	Oxford
F14	15/22	Kentucky	L, 95-103	Knoxville
F18	15/11	Florida	L, 82-88	Knoxville
F21	22/-	Georgia	L, 76-88	Knoxville
F24	22/-	at Vanderbilt	W, 78-70	Nashville
F27	-/-	at South Carolina	W, 68-67*	Columbia
M3	-/-	LSU	W, 78-71	Knoxville

Southeastern Conference Tournament				
M8	-/-	Auburn	W, 73-66	Nashville
M9	-/14	Ole Miss	L, 73-86	Nashville

NCAA Tournament

M16	-/-	Charlotte	L, 63-70	Dayton
-----	-----	-----------	----------	--------

1-Jimmy V Classic

2-Rainbow Classic

2001-02 15-16 / 7-9 (4th SEC East)

Coach: Buzz Peterson

Captain: Game Captains

AP Rank				
UT/Opp		Opponent	Result	Site
N16	-/-	Tennessee Tech	W, 72-63	Knoxville
N21	-/-	1-Marquette	L, 74-85	Anchorage
N23	-/-	1st Alaska Anchorage	W, 74-54	Anchorage
N24	-/-	1-St. John's	L, 55-69	Anchorage
N29	-/-	Appalachian State	W, 97-66	Knoxville
D6	-/-	at SMU	W, 79-62	Dallas
D15	-/-	at Memphis	L, 69-71	Memphis
D17	-/-	Radford	W, 72-66	Knoxville
D20	-/-	at Louisville	L, 72-73	Louisville
D22	-/-	West Virginia	L, 72-74	Knoxville
D29	-/-	at Wisconsin	L, 62-65	Madison
J6	-/-	Ole Miss	W, 82-76	Knoxville
J9	-/3	Florida	L, 100-104*	Knoxville
J12	-/-	at Georgia	L, 70-73	Athens
J16	-/-	at Mississippi St.	L, 91-92*	Starkville
J19	-/8	Syracuse	W, 66-62	Knoxville
J21	-/-	Middle Tenn. St.	W, 74-56	Knoxville
J23	-/-	South Carolina	L, 60-94	Knoxville
J27	-/-	Auburn	W, 82-59	Knoxville
J30	-/-	at LSU	W, 61-58	Baton Rouge
F2	-/-	at Vanderbilt	W, 67-65	Nashville
F6	-/7	Kentucky	W, 76-74*	Knoxville
F9	-/-	at South Carolina	L, 54-72	Columbia
F13	-/-	Arkansas	W, 64-53	Knoxville
F16	-/7	at Alabama	L, 82-95	Tuscaloosa
F19	-/12	at Kentucky	L, 61-64	Lexington

F23	-/-	Vanderbilt	L, 62-67	Knoxville
F26	-/8	at Florida	L, 62-68	Gainesville
M2	-/16	Georgia	W, 71-63*	Knoxville
Southeastern Conference Tournament				
M7	-/-	Arkansas	W, 68-61	Atlanta
M8	-/8	Alabama	L, 72-91	Atlanta

1-Great Alaska Shootout

2002-03 17-12 / 9-7 (4th SEC East)

Coach: Buzz Peterson

Captains: Ron Slay, Jon Higgins

AP Rank				
UT/Opp		Opponent	Result	Site
N22	-/-	Gardner-Webb	W, 71-69	Knoxville
N25	-/-	VMI	W, 88-56	Knoxville
D4	-/-	at Texas A&M	L, 66-83	College Station
D15	-/-	1-Georgia Tech	W, 70-69	Atlanta
D17	-/-	Charleston Southern	W, 63-49	Knoxville
D21	-/-	at West Virginia	L, 62-65	Morgantown
D23	-/-	Western Carolina	W, 79-61	Knoxville
D30	-/-	UT Martin	W, 77-50	Knoxville
J4	-/-	New Mexico	W, 71-64	Knoxville
J8	-/18	Kentucky	L, 71-74	Knoxville
J11	-/-	at Ole Miss	W, 66-64	Oxford
J15	-/6	at Florida	L, 64-77	Gainesville
J18	-/-	Vanderbilt	W, 71-66	Knoxville
J22	-/19	at Georgia	L, 76-81*	Athens
J25	-/9	Louisville	L, 69-72	Knoxville
J29	-/-	South Carolina	W, 60-56	Knoxville
F1	-/-	at Auburn	W, 60-57	Auburn
F5	-/1	Massachusetts	W, 71-45	Knoxville
F8	-/17	Georgia	W, 78-72	Knoxville
F12	-/-	at Arkansas	W, 70-62	Fayetteville
F15	-/4	Florida	W, 66-59	Knoxville
F19	-/-	at South Carolina	L, 63-77	Columbia
F22	-/-	Alabama	L, 71-76	Knoxville
F26	-/2	at Kentucky	L, 68-80	Lexington
M1	-/-	LSU	L, 67-88	Knoxville
M5	-/23	Mississippi State	W, 59-49	Knoxville
M8	-/-	at Vanderbilt	W, 70-65	Nashville

Southeastern Conference Tournament				
M14	-/-	Auburn	L, 53-66	New Orleans

National Invitation Tournament				
M18	-/-	Georgetown	L, 60-70	Knoxville

1-Chick-fil-A Peach Bowl Classic For Kids

2003-04 15-14 / 7-9 (5th SEC East)

Coach: Buzz Peterson

Captains: Brandon Crump, C.J. Watson

AP Rank				
UT/Opp		Opponent	Result	Site
N21	-/-	Wofford	W, 81-70	Knoxville
N28	-/-	Tennessee State	W, 81-56	Knoxville
D2	-/-	Texas A&M	W, 108-84	Knoxville
D13	-/-	at Nebraska	L, 62-77	Lincoln
D17	-/-	The Citadel	W, 99-49	Knoxville
D20	-/-	Georgia State	W, 87-71	Knoxville
D22	-/-	Tennessee Tech	W, 79-61	Knoxville
D30	-/-	UNC Asheville	W, 80-67	Knoxville
J3	-/-	at UMass	W, 74-66	Amherst
J7	-/-	Georgia	W, 89-65	Knoxville
J10	-/14	at Florida	L, 57-95	Gainesville
J14	-/23	Vanderbilt	W, 76-66	Knoxville
J17	-/-	at South Carolina	L, 64-85	Columbia
J20	-/9	Kentucky	L, 68-69*	Knoxville
J25	-/5	Louisville	L, 62-65	Knoxville
J28	-/11	at Mississippi St.	L, 60-82	Starkville
F31	-/22	Florida	W, 65-63	Knoxville
J4	-/-	at LSU	L, 67-84	Baton Rouge
F7	-/15	Georgia Tech	L, 62-77	Knoxville
F11	-/-	Arkansas	W, 69-65	Knoxville
F14	-/-	at Alabama	L, 70-83	Tuscaloosa
F18	-/-	Ole Miss	W, 83-66	Knoxville
F21	-/-	at Georgia	L, 60-71	Athens
F25	-/9	at Kentucky	L, 60-92	Lexington
F28	-/-	Auburn	W, 75-69	Knoxville
M3	-/-	at Vanderbilt	L, 58-61	Nashville
M6	-/-	South Carolina	W, 63-56	Knoxville

Southeastern Conference Tournament				
M11	-/-	Alabama	L, 49-84	Atlanta
National Invitation Tournament				
M17	-/-	at George Mason	L, 55-58	Fairfax

2004-05 14-17 / 6-10 (5th SEC East)

Coach: Buzz Peterson

Captains: Brandon Crump, Scooter McFadgon, C.J. Watson

AP Rank				
UT/Opp		Opponent	Result	Site
N22	-/-	1-Stanford	W, 69-57	Lahaina, Maui
N23	-/11	1-North Carolina	L, 81-94	Lahaina, Maui
N24	-/15	1-Texas	L, 70-95	Lahaina, Maui
D9	-/-	Wofford	W, 73-67	Knoxville
N25	-/-	UT-Chattanooga	L, 68-69	Knoxville
D11	-/-	Xavier	W, 71-69	Knoxville
D14	-/-	Alabama State	W, 71-45	Knoxville
D18	-/-	at New Mexico	L, 58-77	Albuquerque
D20	-/-	Belmont	W, 77-68	Knoxville
D23	-/-	Campbell	W, 90-49	Knoxville
D30	-/-	Nebraska	L, 61-62	Knoxville
J2	-/-	Coastal Carolina	W, 83-51	Knoxville
J5	-/-	at Georgia	W, 72-65	Athens
J8	-/-	Vanderbilt	L, 63-88	Knoxville
J12	-/11	Mississippi State	W, 64-63	Knoxville
J15	-/-	at South Carolina	L, 63-66	Columbia
J19	-/-	at Florida	W, 83-76*	Gainesville
J22	-/14	at Louisville	L, 62-85	Louisville
J25	-/7	Kentucky	L, 62-84	Knoxville
J29	-/-	at Auburn	L, 59-62	Auburn
F2	-/-	at Vanderbilt	L, 62-67	Nashville
F5	-/-	LSU	W, 77-55	Knoxville
F9	-/17	Alabama	L, 54-72	Knoxville
F12	-/-	Florida	L, 73-84	Knoxville
F19	-/-	at Ole Miss	L, 58-60	Oxford
F23	-/-	South Carolina	W, 80-72	Knoxville
F26	-/-	at Arkansas	L, 68-70	Fayetteville
M2	-/3	at Kentucky	L, 61-73	Lexington
M5	-/-	Georgia	W, 78-68	Knoxville

Southeastern Conference Tournament				
M10	-/-	Arkansas	W, 65-46	Atlanta
M11	-/4	Kentucky	L, 62-76	Atlanta

1-EA SPORTS Maui Invitational

2005-06 22-8 / 12-4 (1st SEC East)

Coach: Bruce Pearl

Captains: Stanley Asumnu, C.J. Watson, Major Wingate

Final Ranking: 18th Associated Press / 20th ESPN/

USA Today

AP Rank				
UT/Opp		Opponent	Result	Site
N18	-/-	East Tenn. State	W, 106-83	Knoxville
N22	-/-	Louisiana-Lafayette	W, 83-76	Knoxville
N25	-/-	Eastern Kentucky	W, 92-58	Knoxville
N30	-/-	vs. Murray State	W, 64-53	Nashville
D6	-/-	Appalachian State	W, 89-81	Knoxville
D17	-/6	at Texas	W, 95-78	Austin
D22	23/-	1-Oklahoma State	L, 73-89	Oklahoma City
D27	-/-	Alabama A&M	W, 93-68	Knoxville
D29	-/-	Lipscomb	W, 69-58	Knoxville
J4	-/-	South Alabama	W, 87-69	Knoxville
J8	-/-	at South Carolina	W, 76-69	Columbia
J11	-/-	Georgia	W, 89-76	Knoxville
J14	-/-	at LSU	L, 74-88	Baton Rouge
J18	-/4	at Memphis	L, 79-88	Memphis
J21	-/2	Florida	W, 80-76	Knoxville
J25	19/-	at Mississippi St.	W, 88-65	Starkville
J28	19/-	South Carolina	W, 81-65	Knoxville
F1	13/-	Vanderbilt	W, 69-62	Knoxville
F4	13/-	Ole Miss	W, 86-72	Knoxville
F7	11/-	at Kentucky	W, 75-67	Lexington
F11	11/-	at Georgia	W, 83-78	Athens
F15	8/-	Auburn	W, 105-89	Knoxville
F18	8/-	at Alabama	L, 79-92	Tuscaloosa
F22	10/12	at Florida	W, 76-72	Gainesville
F25	10/-	Arkansas	L, 69-73	Knoxville
M1	11/-	Kentucky	L, 78-80	Knoxville
M4	11/-	at Vanderbilt	W, 68-59	Nashville

Southeastern Conference Tournament				
M10	14/-	South Carolina	L, 71-79	Nashville

NCAA Tournament				
M16	18/-	Winthrop	W, 63-61	Greensboro
M18	18/-	Wichita State	L, 73-80	Greensboro

1-All-College Classic



2006-07 24-11 / 10-6 (T-2nd SEC East)

Coach: Bruce Pearl
Captains: Dane Bradshaw, Chris Lofton
Preseason Ranking: 25th Associated Press / 24th ESPN/USA Today
Final Ranking: 25th Associated Press / 18th ESPN/USA Today

AP Rank			
UT/Opp	Opponent	Result	Site
N10	25/-	Middle Tennessee W, 83-52	Knoxville
N13	25/-	1-Fordham W, 78-71	Nashville
N14	25/-	1-UNC Wilmington W, 87-75	Nashville
N19	25/-	Coppin State W, 99-65	Knoxville
N22	22/-	1-Butler L, 44-56	New York City
N24	22/2	1-North Carolina L, 87-101	New York City
N27	-/-	at La.-Lafayette W, 77-67	Lafayette
D1	-/-	Murray State W, 89-64	Knoxville
D6	-/16	Memphis W, 76-58	Knoxville
D16	-/-	Western Kentucky W, 93-79	Knoxville
D18	-/15	vs. Oklahoma St. W, 79-77	Nashville
D23	-/-	Texas W, 111-105*	Knoxville
D28	21/-	Tennessee Tech W, 101-77	Knoxville
D30	21/-	East Tenn. State W, 93-88	Knoxville
J7	19/-	Mississippi State W, 92-84	Knoxville
J10	16/-	at Vanderbilt L, 81-82	Nashville
J13	16/5	at Ohio State L, 66-68	Columbus
J17	22/-	at Auburn L, 80-83	Auburn
J20	22/-	South Carolina W, 64-61	Knoxville
J24	-/-	at Ole Miss L, 69-83	Oxford
J28	-/-	at Kentucky L, 57-76	Lexington
J31	-/-	Georgia W, 82-71	Knoxville
F3	-/1	at Florida L, 78-94	Gainesville
F6	-/-	LSU W, 70-67	Knoxville
F10	-/23	Vanderbilt W, 84-57	Knoxville
F13	-/20	Kentucky W, 89-85	Knoxville
F17	-/-	at South Carolina L, 64-81	Columbia
F21	-/25	Alabama W, 69-66*	Knoxville
F24	-/-	at Arkansas W, 83-72	Fayetteville
F27	-/5	Florida W, 86-76	Knoxville
M3	-/-	at Georgia W, 71-65	Athens

Southeastern Conference Tournament
M8 22/- LSU L, 67-76* Atlanta
NCAA Tournament
M16 25/- Long Beach State W, 121-86 Columbus
M18 25/- Virginia W, 77-74 Columbus
M22 25/1 Ohio State L, 84-85 San Antonio
1-Dick's Sporting Goods NIT Season Tip-Off

2007-08 31-5 / 14-2 (1st SEC East)

Coach: Bruce Pearl
Captains: Jordan Howell, Chris Lofton, JaJuan Smith
Preseason Ranking: 7th Associated Press / 7th ESPN/USA Today
Final Ranking: 5th Associated Press / 7th ESPN/USA Today

AP Rank			
UT/Opp	Opponent	Result	Site
N9	7/-	Temple W, 80-63	Knoxville
N14	7/-	1-Ark.-Monticello W, 101-44	Knoxville
N16	7/-	1-Prairie View A&M W, 89-75	Knoxville
N20	7/-	Middle Tenn. W, 109-40	Knoxville
N23	7/-	1-West Virginia W, 74-72	Newark, N.J.
N24	7/15	1-Texas L, 78-97	Newark, N.J.
N27	11/-	North Carolina A&T W, 93-59	Knoxville
N30	11/-	La.-Lafayette W, 98-70	Knoxville
D4	10/-	at UT-Chattanooga W, 76-70	Chattanooga
D15	12/-	2-Western Kentucky W, 88-82	Nashville
D19	12/-	UNC Asheville W, 86-73	Knoxville
D22	12/-	at Xavier W, 82-75	Cincinnati
D29	11/-	3-Gonzaga W, 82-72	Seattle
J9	8/16	Ole Miss W, 85-83	Knoxville
J12	8/-	at South Carolina W, 80-56	Columbia
J17	6/16	Vanderbilt W, 80-60	Knoxville
J19	6/-	Ohio State W, 74-69	Knoxville
J22	3/-	at Kentucky L, 66-72	Lexington
J26	3/-	Georgia W, 85-69	Knoxville
J29	7/-	at Alabama W, 93-86	Tuscaloosa
F2	7/-	at Mississippi St. W, 76-71	Starkville
F5	7/-	Florida W, 104-82	Knoxville
F9	7/-	at LSU W, 47-45	Baton Rouge
F13	4/-	Arkansas W, 93-71	Knoxville
F16	4/-	at Georgia W, 74-71	Athens
F20	2/-	Auburn W, 89-70	Knoxville
F23	2/1	at Memphis W, 66-62	Memphis
F26	1/18	at Vanderbilt L, 69-72	Nashville

M2	1/-	Kentucky W, 63-60	Knoxville
M5	4/-	at Florida W, 89-86	Gainesville
M9	4/-	South Carolina W, 89-56	Knoxville

Southeastern Conference Tournament
M14 4/- South Carolina W, 89-87 Atlanta
M15 4/- Arkansas L, 91-92 Atlanta

NCAA Tournament
M21 5/- American W, 72-57 Birmingham
M23 5/11 Butler W, 76-71* Birmingham
M27 5/13 Louisville L, 60-79 Charlotte

1-Legends Classic
2-Sun Belt Classic
3-C Comcast Battle in Seattle

2008-09 21-13 / 10-6 (T-1st SEC East)

Coach: Bruce Pearl
Captains: Wayne Chism, Tyler Smith
Preseason Ranking: 14th Associated Press / 13th ESPN/USA Today

AP Rank			
UT/Opp	Opponent	Result	Site
N15	14/-	Chattanooga W, 114-75	Knoxville
N18	14/-	UT Martin W, 91-64	Knoxville
N21	14/-	at Middle Tenn. W, 76-66	Murfreesboro
N27	12/-	1-vs. Siena W, 78-64	Orlando
N28	12/21	1-Georgetown W, 90-78	Orlando
N30	12/9	1-Gonzaga L, 74-83	Orlando
D3	10/-	UNC Asheville W, 87-69	Knoxville
D13	8/-	at Temple L, 72-88	Philadelphia
D16	16/24	2-vs. Marquette W, 80-68	Nashville
D20	16/-	Belmont W, 79-77	Knoxville
D29	14/-	Louisiana W, 89-62	Knoxville
J3	14/-	at Kansas L, 85-92	Lawrence
J7	15/-	Gonzaga L, 79-89*	Knoxville
J10	15/-	at Georgia W, 86-77	Athens
J13	24/-	Kentucky L, 72-90	Knoxville
J17	24/1	South Carolina W, 82-79	Knoxville
J20	-/-	at Vanderbilt W, 76-63	Nashville
J24	-/22	Memphis L, 52-54	Knoxville
J28	-/-	LSU L, 73-79	Knoxville
J31	-/-	Florida W, 79-63	Knoxville
F4	-/-	at Arkansas W, 74-72	Fayetteville
F7	-/-	at Auburn L, 77-78	Auburn
F11	-/-	Georgia W, 79-48	Knoxville
F14	-/-	Vanderbilt L, 65-50	Knoxville
F18	-/-	at Ole Miss L, 69-81	Oxford
F21	-/-	at Kentucky L, 58-77	Lexington
F25	-/-	Mississippi State W, 81-76	Knoxville
M1	-/-	at Florida W, 79-75	Gainesville
M5	-/-	at South Carolina W, 86-70	Columbia
M8	-/-	Alabama L, 67-70	Knoxville

Southeastern Conference Tournament
M13 -/- Alabama W, 86-62 Tampa
M14 -/- Auburn W, 94-85 Tampa
M15 -/- Mississippi State L, 61-64 Tampa

NCAA Tournament
M20 -/- Oklahoma State L, 75-77 Dayton
1-Old Spice Classic
2-SEC/Big East Invitational

2009-10 28-9 / 11-5 (3rd SEC East)

Coach: Bruce Pearl
Captains: Wayne Chism, J.P. Prince
Preseason Ranking: 10th Associated Press / 11th ESPN/USA Today
Final Ranking: 15th Associated Press / 9th ESPN/USA Today

AP Rank			
UT/Opp	Opponent	Result	Site
M13	10/-	Austin Peay W, 83-54	Knoxville
N17	10/-	UNC Asheville W, 124-49	Knoxville
N20	10/-	1-vs. East Carolina W, 105-66	St. Thomas
N22	10/-	1-vs. DePaul W, 57-53	St. Thomas
N23	9/6	1-vs. Purdue L, 72-73	St. Thomas
D27	9/-	Coll. of Charleston W, 86-69	Knoxville
N2	11/-	ETSU W, 78-66	Knoxville
D11	9/-	2-at Middle Tenn. W, 75-54	Nashville
D15	9/-	Wyoming W, 77-58	Knoxville
D19	9/-	at Southern Calif. L, 55-77	Los Angeles
D23	16/-	North Carolina A&T W, 99-78	Knoxville
D31	14/-	at Memphis W, 66-59	Memphis
J6	16/-	Charlotte W, 88-71	Knoxville
J10	16/1	Kansas W, 76-68	Knoxville
J14	9/-	Auburn W, 81-55	Knoxville
J16	9/21	Ole Miss W, 71-69*	Knoxville

J19	8/-	at Alabama W, 63-56	Tuscaloosa
J23	8/-	at Georgia L, 63-78	Athens
J27	14/21	Vanderbilt L, 76-85	Knoxville
J31	14/-	Florida W, 61-60	Knoxville
F4	14/-	at LSU W, 69-54	Baton Rouge
F6	14/-	South Carolina W, 79-53	Knoxville
F9	12/22	at Vanderbilt L, 71-90	Nashville
F13	12/3	at Kentucky L, 62-73	Lexington
F17	20/-	Georgia W, 69-60	Knoxville
F20	20/-	at South Carolina W, 63-55	Columbia
F23	19/-	at Florida L, 62-75	Gainesville
F27	19/2	Kentucky W, 74-65	Knoxville
M3	16/-	Arkansas W, 80-73	Knoxville
M6	16/-	at Mississippi St. W, 75-59	Starkville

Southeastern Conference Tournament
M11 15/- LSU W, 59-49 Nashville
M12 15/- Ole Miss W, 76-65 Nashville
M13 15/2 Kentucky L, 45-74 Nashville

NCAA Tournament
M18 15/- San Diego State W, 62-59 Providence
M20 15/- Ohio W, 83-68 Providence
M26 15/5 Ohio State W, 76-73 St. Louis
M28 15/13 Michigan State L, 69-70 St. Louis
1-U.S. Virgin Islands Paradise Jam
2-Sun Belt Classic

2010-11 19-15 / 8-8 (5th SEC East)

Coach: Bruce Pearl
Captains: Game captains
Preseason Ranking: 23rd Associated Press / 20th ESPN/USA Today

AP Rank			
UT/Opp	Opponent	Result	Site
N12	23/-	Chattanooga W, 82-62	Knoxville
N16	24/-	1-Belmont W, 85-76	Knoxville
N17	24/-	1-Missouri State W, 60-56	Knoxville
N24	24/-	1-vs. VCU W, 77-72	New York City
N26	24/7	1-vs. Villanova W, 88-68	New York City
N30	13/3	Middle Tennessee W, 76-56	Knoxville
D11	11/3	2-vs. Pittsburgh W, 83-76	Pittsburgh
D14	7/-	Oakland L, 82-89	Knoxville
D17	7/-	at Charlotte L, 48-49	Charlotte
D21	19/-	Southern Calif. L, 64-65	Knoxville
D23	19/-	Belmont W, 66-65	Knoxville
D29	-/-	UT Martin W, 68-62	Knoxville
D31	-/-	Coll. of Charleston L, 78-91	Knoxville
J5	-/21	Memphis W, 104-84	Knoxville
J8	-/-	at Arkansas L, 65-68	Fayetteville
J11	-/-	Florida L, 75-81*	Knoxville
J15	-/-	Vanderbilt W, 67-64	Knoxville
J18	-/-	at Georgia W, 59-57	Athens
J22	-/8	at Connecticut L, 61-72	Hartford
J26	-/-	LSU W, 75-53	Knoxville
J29	-/-	at Ole Miss W, 74-57	Oxford
F3	-/-	at Auburn W, 69-56	Auburn
F5	-/-	Alabama L, 60-65*	Knoxville
F8	-/18	at Kentucky L, 61-73	Lexington
F12	-/17	at Florida L, 60-61	Gainesville
F16	-/-	South Carolina W, 73-67	Knoxville
F19	-/-	Georgia L, 63-69	Knoxville
F22	-/18	at Vanderbilt W, 60-51	Nashville
F26	-/-	Mississippi State L, 69-70	Knoxville
M3	-/-	at South Carolina W, 73-69	Columbia
M6	-/20	Kentucky L, 58-64	Knoxville

Southeastern Conference Tournament
M10 -/- Arkansas W, 74-68 Atlanta
M11 -/12 Florida L, 74-85 Atlanta

NCAA Tournament
M18 -/- Michigan L, 45-75 Charlotte
1-NIT Season Tip-Off
2-SEC/Big East Invitational

**-SEC Commissioner Mike Slive suspended head coach Bruce Pearl for the first eight SEC games of the 2010-11 season, so associate head coach Tony Jones served as "acting head coach" for those contests. The Vols went 5-3 during that span. However, those wins and losses were officially credited to Pearl's career record in the NCAA, and SEC/T records books (institutional decision made in advance of the affected games).*

YEAR-BY-YEAR RESULTS

2011-12 19-15 / 10-6 (T-2nd SEC)

Coach: Cuonzo Martin
Captains: Game captains

AP Rank	UT/Opp	Opponent	Result	Site
N11	-/	UNC Greensboro	W, 92-63	Knoxville
N16	-/	Louisiana-Monroe	W, 85-62	Knoxville
N21	-/6	1-vs. Duke	L, 67-77	Maui
N22	-/8	1-vs. Memphis	L, 97-99**	Maui
N23	-/	1-vs. Chaminade	W, 86-60	Maui
N28	-/	at Oakland	L, 81-89	Oakland
D3	/17	2-Pittsburgh	L, 56-61	Knoxville
D10	-/	Austin Peay	L, 70-74	Knoxville
D14	-/	at Coll. of Charleston	L, 65-71	Charleston
D20	-/	UNC Asheville	W, 72-68	Knoxville
D23	-/	ETSU	W, 66-63	Knoxville
D29	-/	The Citadel	W, 86-55	Knoxville
J2	-/	Chattanooga	W, 76-63	Knoxville
J4	-/	at Memphis	L, 51-69	Memphis
J7	-/13	Florida	W, 67-56	Knoxville
J12	-/20	at Mississippi St.	L, 58-62	Starkville
J14	-/2	Kentucky	L, 62-65	Knoxville
J18	-/	at Georgia	L, 53-57*	Athens
J21	-/13	Connecticut	W, 60-57	Knoxville
J24	-/	at Vanderbilt	L, 47-65	Nashville
J28	-/	Auburn	W, 64-49	Knoxville
J31	-/1	at Kentucky	L, 44-69	Lexington
F4	-/	Georgia	W, 73-62	Knoxville
F8	-/	South Carolina	W, 69-57	Knoxville
F11	-/8	at Florida	W, 75-70	Gainesville
F15	-/	Arkansas	W, 77-58	Knoxville
F18	-/	at Alabama	L, 50-62	Tuscaloosa
F22	-/	Ole Miss	W, 73-60	Knoxville
F25	-/	at South Carolina	W, 73-64	Columbia
F29	-/	at LSU	W, 74-69*	Baton Rouge
M3	-/	Vanderbilt	W, 68-61	Knoxville

Southeastern Conference Tournament

M9	-/	vs. Ole Miss	L, 72-77*	New Orleans
----	----	--------------	-----------	-------------

National Invitation Tournament

M13	-/	Savannah State	W, 65-51	Knoxville
M19	-/	Middle Tennessee	L, 64-71	Knoxville

*1-EA SPORTS Maui Invitational
2-Big East/SEC Challenge*

2012-13 20-13 / 11-7 (5th SEC)

Coach: Cuonzo Martin
Captains: Game captains

AP Rank	UT/Opp	Opponent	Result	Site
N9	-/	Kennesaw State	W, 76-67	Knoxville
N15	-/	1-vs. UNC Asheville	W, 75-68	Bayamon, P.R.
N16	-/	1-vs. Oklahoma State	L, 45-62	Bayamon, P.R.
N18	-/	1-vs. UMass	W, 83-69	Bayamon, P.R.
N26	-/	Oakland	W, 77-50	Knoxville
N30	-/20	2-at Georgetown	L, 36-37	Washington, D.C.
D5	-/	at Virginia	L, 38-46	Charlottesville
D13	-/23	Wichita State	W, 69-60	Knoxville
D18	-/	Presbyterian	W, 78-62	Knoxville
D21	-/	Western Carolina	W, 66-52	Knoxville
D29	-/	Xavier	W, 51-47	Knoxville
J4	-/	Memphis	L, 80-85	Knoxville
J9	-/	Ole Miss	L, 74-92	Knoxville
J12	-/	at Alabama	L, 65-68	Tuscaloosa
J15	-/	at Kentucky	L, 65-75	Lexington
J19	-/	Mississippi State	W, 72-57	Knoxville
J24	-/23	at Ole Miss	L, 56-62	Oxford
J26	-/	Alabama	W, 54-53	Knoxville
J29	-/	Vanderbilt	W, 58-57	Knoxville
F2	-/	at Arkansas	L, 60-73	Fayetteville
F6	-/	Georgia	L, 62-68	Knoxville
F10	-/	at South Carolina	W, 66-61	Columbia
F13	-/	at Vanderbilt	W, 58-46	Nashville
F16	-/25	Kentucky	W, 88-58	Knoxville
F19	-/	LSU	W, 82-72	Knoxville
F23	-/	at Texas A&M	W, 93-85****	College Station
F26	-/8	Florida	W, 64-58	Knoxville
M2	-/	at Georgia	L, 68-78	Athens
M6	-/	at Auburn	W, 82-75	Auburn
M9	-/	Missouri	W, 64-62	Knoxville

Southeastern Conference Tournament

M14	-/	vs. Mississippi State	W, 69-53	Nashville
M15	-/	vs. Alabama	L, 48-58	Nashville

National Invitation Tournament

M20	-/	Mercer	L, 67-75	Knoxville
-----	----	--------	----------	-----------

*1-Puerto Rico Tip-Off
2-SEC/Big East Challenge*

2013-14 24-13 / 11-7 (4th SEC)

Coach: Cuonzo Martin
Captains: Game captains

AP Rank	UT/Opp	Opponent	Result	Site
N12	-/	at Xavier	L, 63-67	Cincinnati
N16	-/	USC Upstate	W, 74-65	Knoxville
N18	-/	The Citadel	W, 86-60	Knoxville
N22	-/	Tennessee State	W, 88-67	Knoxville
N28	-/	1-vs. UTEP	L, 70-78	Paradise Island
N29	-/	1-vs. Xavier	W, 64-49	Paradise Island
N30	-/	1-vs. Wake Forest	W, 82-63	Paradise Island
D7	-/	Tennessee Tech	W, 84-63	Knoxville
D14	-/12	at Wichita State	L, 61-70	Wichita
D18	-/	NC State	L, 58-65	Knoxville
D23	-/	Morehead State	W, 82-67	Knoxville
D30	-/	Virginia	W, 87-52	Knoxville
J4	-/	Tusculum College	W, 98-51	Knoxville
J7	-/	at LSU	W, 68-50	Baton Rouge
J11	-/	Texas A&M	L, 56-57	Knoxville
J15	-/	Auburn	W, 78-67	Knoxville
J18	-/13	at Kentucky	L, 66-74	Lexington
J22	-/	Arkansas	W, 81-74	Knoxville
J25	-/6	at Florida	L, 41-67	Gainesville
J29	-/	Ole Miss	W, 86-70	Knoxville
F1	-/	at Alabama	W, 76-59	Tuscaloosa
F5	-/	at Vanderbilt	L, 60-64	Nashville
F8	-/	South Carolina	W, 72-53	Knoxville
F11	-/3	Florida	L, 58-67	Knoxville
F15	-/	at Missouri	L, 70-75	Columbia
F18	-/	Georgia	W, 67-48	Knoxville
F22	-/	at Texas A&M	L, 65-68*	College Station
F26	-/	at Mississippi St.	W, 75-68	Starkville
M1	-/	Vanderbilt	W, 76-38	Knoxville
M5	-/	at Auburn	W, 82-54	Auburn
M8	-/	Missouri	W, 72-45	Knoxville

Southeastern Conference Tournament

M14	-/	vs. South Carolina	W, 59-44	Atlanta
M15	-/1	vs. Florida	L, 49-56	Atlanta

NCAA Tournament

M19	-/	vs. Iowa	W, 78-65	Dayton
M21	-/	vs. UMass	W, 86-67	Raleigh
M23	-/	vs. Mercer	W, 83-63	Raleigh
M28	-/8	vs. Michigan	L, 71-73	Indianapolis

1-Battle 4 Atlantis

2014-15 16-16 / 7-11 (10th SEC)

Coach: Donnie Tyndall
Captains: Armani Moore, Josh Richardson

AP Rank	UT/Opp	Opponent	Result	Site
N14	-/15	1-vs. VCU	L, 69-85	Annapolis
N20	-/	Texas Southern	W, 70-58	Knoxville
N27	-/	2-vs. Santa Clara	W, 64-57	Orlando
N28	-/11	2-vs. Kansas	L, 67-82	Orlando
N30	-/	2-vs. Marquette	L, 59-67	Orlando
D6	-/	3-Kansas State	W, 65-64	Knoxville
D14	-/15	Butler	W, 67-55	Knoxville
D17	-/	at NC State	L, 72-83	Raleigh
D19	-/	Tennessee Tech	W, 61-58	Knoxville
D22	-/	Mercer	W, 64-54	Knoxville
D27	-/	Tennessee State	W, 67-46	Knoxville
D31	-/	ETSU	W, 71-61	Knoxville
J7	-/	at Mississippi St.	W, 61-47	Starkville
J10	-/	Alabama	L, 38-56	Knoxville
J13	-/19	Arkansas	W, 74-69	Knoxville
J17	-/	at Missouri	W, 59-51	Columbia
J20	-/	at South Carolina	W, 66-62	Columbia
J24	-/	Texas A&M	L, 61-67	Knoxville
J27	-/	at Arkansas	L, 64-69	Fayetteville
J31	-/	Auburn	W, 71-63	Knoxville
F3	-/	Mississippi State	L, 66-71	Knoxville
F7	-/	at Georgia	L, 53-56	Athens
F11	-/	at Vanderbilt	W, 76-73*	Nashville
F14	-/	LSU	L, 55-73	Knoxville
F17	-/1	Kentucky	L, 48-66	Knoxville
F21	-/	at Ole Miss	L, 57-59	Oxford
F26	-/	Vanderbilt	L, 65-73	Knoxville
F28	-/	at Florida	L, 49-66	Gainesville
M4	-/	at LSU	W, 78-63	Baton Rouge
M7	-/	South Carolina	L, 49-60	Knoxville

Southeastern Conference Tournament

M12	-/	vs. Vanderbilt	W, 67-61	Nashville
M13	-/21	vs. Arkansas	L, 72-80	Nashville

*1-Veterans Classic
2-Orlando Classic
3-SEC/Big 12 Challenge*

2015-16 15-19 / 6-12 (12th SEC)

Coach: Rick Barnes
Captains: Not designated

AP Rank	UT/Opp	Opponent	Result	Site
N13	-/	UNC Asheville	W, 62-78	Knoxville
N16	-/	at Georgia Tech	L, 67-69	Atlanta
N19	-/	Marshall	W, 84-74	Knoxville
N22	-/	Gardner-Webb	W, 89-64	Knoxville
N24	-/	Army West Point	W, 95-80	Knoxville
N27	-/	1-vs. Geo. Washington	L, 70-73	New York City
N28	-/	1-vs. Nebraska	L, 71-82	New York City
D12	-/18	at Butler	L, 86-94	Indianapolis
D16	-/	Florida Atlantic	W, 81-62	Knoxville
D19	-/	2-vs. Gonzaga	L, 79-86	Seattle
D22	-/	ETSU	W, 76-67	Knoxville
D29	-/	Tennessee State	W, 74-69	Knoxville
J2	-/	at Auburn	L, 77-83	Auburn
J6	-/	Florida	W, 83-69	Knoxville
J9	-/21	Texas A&M	L, 88-92	Knoxville
J13	-/	at Georgia	L, 72-81	Athens
J16	-/	at Mississippi St.	W, 80-75	Starkville
J20	-/	Vanderbilt	L, 74-88	Knoxville
J23	-/24	South Carolina	W, 78-69	Knoxville
J26	-/	at Alabama	L, 57-63	Tuscaloosa
J30	-/	3-at TCU	L, 63-75	Forth Worth
F2	-/20	Kentucky	W, 84-77	Knoxville
F6	-/	at Arkansas	L, 87-85	Fayetteville
F9	-/	Auburn	W, 71-45	Knoxville
F13	-/	at Missouri	L, 64-75	Columbia
F18	-/14	at Kentucky	L, 70-80	Lexington
F20	-/	LSU	W, 81-65	Knoxville
F24	-/	at South Carolina	L, 58-84	Columbia
F27	-/	Arkansas	L, 65-75	Knoxville
M1	-/	at Vanderbilt	L, 69-86	Nashville
M5	-/	Ole Miss	L, 60-83	Knoxville

Southeastern Conference Tournament

M9	-/	vs. Auburn	W, 97-59	Nashville
M10	-/	vs. Vanderbilt	W, 67-65	Nashville
M11	-/	vs. LSU	L, 75-84	Nashville

*1-Barclays Center Classic
2-Battle in Seattle
3-Big 12/SEC Challenge*

2016-17 16-16 / 8-10 (9th SEC)

Coach: Rick Barnes
Captains: Not designated

AP Rank	UT/Opp	Opponent	Result	Site
N11	-/	Chattanooga	L, 69-82	Knoxville
N15	-/	Appalachian St.	W, 103-94	Knoxville
N21	-/16	1-vs. Wisconsin	L, 64-72	Maui
N22	-/13	1-vs. Oregon	L, 65-69*	Maui
N23	-/	1-vs. Chaminade	W, 95-81*	Maui
D3	-/	Georgia Tech	W, 81-58	Knoxville
D6	-/	Presbyterian	W, 90-50	Knoxville
D11	-/7	at North Carolina	L, 71-73	Chapel Hill
D13	-/	Tennessee Tech	W, 74-68	Knoxville
D15	-/	Lipscomb	W, 92-77	Knoxville
D18	-/8	2-vs. Gonzaga	L, 76-86	Nashville
D22	-/	at ETSU	W, 72-68	Johnson City
D29	-/	at Texas A&M	W, 73-63	College Station
J3	-/	Arkansas	L, 78-82	Knoxville
J7	-/24	at Florida	L, 70-83	Gainesville
J11	-/	South Carolina	L, 60-70	Knoxville
J14	-/	at Vanderbilt	W, 87-75	Nashville
J17	-/	at Ole Miss	L, 69-80	Oxford
J21	-/	Mississippi State	W, 91-74	Knoxville
J24	-/4	Kentucky	W, 82-80	Knoxville
J28	-/	3-Kansas State	W, 70-58	Knoxville
J31	-/	at Auburn	W, 87-77	Auburn
F4	-/	at Mississippi St.	L, 59-64	Starkville
F8	-/	Ole Miss	W, 75-66	Knoxville
F11	-/	Georgia	L, 75-76	Knoxville
F14	-/13	at Kentucky	L, 58-83	Lexington
F18	-/	Missouri	W, 90-70	Knoxville
F22	-/	Vanderbilt	L, 56-67	Knoxville
F25	-/	at South Carolina	L, 55-82	Columbia
M1	-/	at LSU	L, 82-92	Baton Rouge
M4	-/	Alabama	W, 59-54	Knoxville



Southeastern Conference Tournament

M9	-/-	vs. Georgia	L, 57-59	Nashville
<i>1-Mauli Jim Maui Invitational</i>				
<i>2-Battle on Broadway</i>				
<i>3-SEC/Big 12 Challenge</i>				

2017-18 26-9 / 13-5 (T-1st SEC)

Coach: Rick Barnes
Captains: Not designated
Final Ranking: 13th AP / 16th USA Today/Coaches

AP Rank				
UT/Opp	Opponent	Result	Site	
N10	-/-	Presbyterian	W, 88-53	Knoxville
N14	-/-	High Point	W, 84-53	Knoxville
N22	-/18	1-vs. Purdue	W, 78-75*	Paradise Island
N23	-/5	1-vs. Villanova	L, 76-85	Paradise Island
N24	-/-	1-vs. NC State	W, 67-58	Paradise Island
N29	-/-	Mercer	W, 84-60	Knoxville
D3	-/-	at Georgia Tech	W, 77-70	Atlanta
D9	24/	Lipscomb	W, 81-71	Knoxville
D17	20/7	North Carolina	L, 73-78	Knoxville
D20	21/	Furman	W, 66-61	Knoxville
D23	21/	at Wake Forest	W, 79-60	Winston-Salem
D30	19/-	at Arkansas	L, 93-95*	Fayetteville
J2	23/-	Auburn	L, 84-94	Knoxville
J6	23/17	Kentucky	W, 76-65	Knoxville
J9	24/-	at Vanderbilt	W, 92-84	Nashville
J13	24/-	Texas A&M	W, 75-62	Knoxville
J17	21/-	at Missouri	L, 55-59	Columbia
J20	21/-	at South Carolina	W, 70-63	Columbia
J23	22/-	Vanderbilt	W, 67-62	Knoxville
J27	22/-	2-at Iowa State	W, 68-45	Ames
J31	18/-	LSU	W, 84-61	Knoxville
F3	18/-	Ole Miss	W, 94-61	Knoxville
F6	15/24	at Kentucky	W, 61-59	Lexington
F10	15/-	at Alabama	L, 50-78	Tuscaloosa
F13	18/-	South Carolina	W, 70-67	Knoxville
F17	18/-	at Georgia	L, 62-73	Athens
F21	19/-	Florida	W, 62-57	Knoxville
F24	19/-	at Ole Miss	W, 73-65	Oxford
F27	16/-	at Mississippi St.	W, 76-54	Starkville
M3	16/-	Georgia	W, 66-61	Knoxville

Southeastern Conference Tournament

M9	13/-	vs. Mississippi St.	W, 62-59	St. Louis
M10	13/-	vs. Arkansas	W, 84-66	St. Louis
M11	13/-	vs. Kentucky	L, 72-77	St. Louis

NCAA Tournament

M15	13/-	vs. Wright State	W, 73-47	Dallas
M17	13/-	vs. Loyola-Chicago	L, 62-63	Dallas
<i>1-Battle 4 Atlantis</i>				
<i>2-Big 12/SEC Challenge</i>				

2018-19 31-6 / 15-3 (T-2nd SEC)

Coach: Rick Barnes
Captains: Not designated
Final Ranking: 6th AP / 5th USA Today/Coaches

AP Rank				
UT/Opp	Opponent	Result	Site	
N6	6/-	Lenoir-Rhyne	W, 86-41	Knoxville
N9	6/-	Louisiana	W, 87-65	Knoxville
N13	5/-	Georgia Tech	W, 66-53	Knoxville
N21	5/-	1-vs. Louisville	W, 92-81	New York City
N23	5/2	1-vs. Kansas	L, 81-87*	New York City
N28	6/-	Eastern Kentucky	W, 95-67	Knoxville
D2	6/-	A&M-Corpus Christi	W, 79-51	Knoxville
D9	7/1	2-vs. Gonzaga	W, 76-73	Phoenix
D15	3/-	at Memphis	W, 102-92	Memphis
D19	3/-	Samford	W, 83-70	Knoxville
D22	3/-	Wake Forest	W, 83-64	Knoxville
D29	3/-	Tennessee Tech	W, 93-56	Knoxville
J5	3/-	Georgia	W, 96-50	Knoxville
J8	3/-	at Missouri	W, 87-63	Columbia
J12	3/-	at Florida	W, 78-67	Gainesville
J15	3/-	Arkansas	W, 106-87	Knoxville
J19	3/-	Alabama	W, 71-68	Knoxville
J23	1/-	at Vanderbilt	W, 88-83*	Nashville
J26	1/-	3-West Virginia	W, 83-66	Knoxville
J29	1/-	at South Carolina	W, 92-70	Columbia
F2	1/-	at Texas A&M	W, 93-76	College Station
F5	1/-	Missouri	W, 72-60	Knoxville
F9	1/-	Florida	W, 73-61	Knoxville
F13	1/-	South Carolina	W, 85-73	Knoxville
F16	1/5	at Kentucky	L, 69-86	Lexington
F19	5/-	Vanderbilt	W, 58-46	Knoxville
F23	5/13	at LSU	L, 80-82*	Baton Rouge

F27	7/-	at Ole Miss	W, 73-71	Oxford
M2	7/4	Kentucky	W, 71-52	Knoxville
M5	5/-	Mississippi State	W, 71-54	Knoxville
M9	5/-	at Auburn	L, 80-84	Auburn

Southeastern Conference Tournament

M15	8/-	vs. Mississippi St.	W, 83-76	Nashville
M16	8/4	vs. Kentucky	W, 82-78	Nashville
M17	8/22	vs. Auburn	L, 64-84	Nashville

NCAA Tournament

M22	6/-	vs. Colgate	W, 77-70	Columbus
M24	6/-	vs. Iowa	W, 83-77*	Columbus
M28	6/13	vs. Purdue	L, 94-99*	Louisville

1-NIT Season Tip-Off

2-Jerry Colangelo Classic
3-SEC/Big 12 Challenge

2019-20 17-14 / 9-9 (8th SEC)

Coach: Rick Barnes
Captains: Not designated
Final Ranking: NR AP / NR USA Today/Coaches

AP Rank				
UT/Opp	Opponent	Result	Site	
N5	-/-	UNC Asheville	W, 78-63	Knoxville
N12	-/-	Murray State	W, 82-63	Knoxville
N16	-/20	1-vs. Washington	W, 75-62	Toronto
N20	20/-	Alabama State	W, 76-41	Knoxville
N25	17/-	Chattanooga	W, 58-46	Knoxville
N29	17/-	2-vs. Florida State	L, 57-60	Niceville
N30	17/20	2-vs. VCU	W, 72-69	Niceville
D4	21/-	Florida A&M	W, 72-43	Knoxville
D14	19/13	Memphis	L, 47-51	Knoxville
D18	21/-	at Cincinnati	L, 66-78	Cincinnati
D21	21/-	Jacksonville State	W, 75-53	Knoxville
D28	-/-	Wisconsin	L, 48-68	Knoxville
J4	-/-	LSU	L, 64-78	Knoxville
J7	-/-	at Missouri	W, 69-59	Columbia
J11	-/-	South Carolina	W, 56-55	Knoxville
J15	-/-	at Georgia	L, 63-80	Athens
J18	-/-	at Vanderbilt	W, 66-45	Nashville
J21	-/-	Ole Miss	W, 73-48	Knoxville
J25	-/3	3-at Kansas	L, 68-74	Lawrence
J28	-/-	Texas A&M	L, 58-63	Knoxville
F1	-/-	at Mississippi St.	L, 73-86	Starkville
F4	-/-	at Alabama	W, 69-68	Tuscaloosa
F8	-/15	Kentucky	L, 64-77	Knoxville
F11	-/-	Arkansas	W, 82-61	Knoxville
F15	-/-	at South Carolina	L, 61-63	Columbia
F18	-/-	Vanderbilt	W, 65-61	Knoxville
F22	-/13	at Auburn	L, 66-73	Auburn
F26	-/-	at Arkansas	L, 69-86	Fayetteville
F29	-/-	Florida	W, 63-58	Knoxville
M3	-/6	at Kentucky	W, 81-73	Lexington
M7	-/17	Auburn	L, 63-85	Knoxville

1-James Naismith Classic
2-Emerald Coast Classic
3-Big 12/SEC Challenge

The 2020 SEC Tournament and all subsequent 2020 postseason tournaments were canceled due to the global coronavirus (COVID-19) public health crisis.

2020-21 18-9 / 10-7 (4th SEC)

Coach: Rick Barnes
Captains: Not designated
Final Ranking: NR AP / NR USA Today/Coaches

AP Rank				
UT/Opp	Opponent	Result	Site	
D8	12/-	Colorado	W, 56-47	Knoxville
D12	12/-	Cincinnati	W, 65-56	Knoxville
D15	10/-	Appalachian State	W, 79-38	Knoxville
D18	10/-	Tennessee Tech	W, 103-49	Knoxville
D21	8/-	Saint Joseph's	W, 102-66	Knoxville
D23	8/-	USC Upstate	W, 80-60	Knoxville
D30	7/12	at Missouri	W, 73-53	Columbia
J2	7/-	Alabama	L, 63-71	Knoxville
J6	9/-	Arkansas	W, 79-74	Knoxville
J9	9/-	at Texas A&M	W, 68-54	College Station
J16	10/-	Vanderbilt	W, 81-61	Knoxville
J19	6/-	at Florida	L, 49-75	Gainesville
J23	6/19	Missouri	L, 64-73	Knoxville
J26	18/-	Mississippi State	W, 56-53	Knoxville
J30	18/15	1-Kansas	W, 80-61	Knoxville
F2	11/-	at Ole Miss	L, 50-52	Oxford
F6	11/-	at Kentucky	W, 82-71	Lexington
F10	16/-	Georgia	W, 89-81	Knoxville

F13	16/-	at LSU	L, 65-78	Baton Rouge
F17	19/-	South Carolina	W, 93-73	Knoxville
F20	19/-	Kentucky	L, 55-70	Knoxville
F24	25/-	at Vanderbilt	W, 70-78	Nashville
F27	25/-	at Auburn	L, 72-77	Auburn
M7	-/-	Florida	W, 65-54	Knoxville

Southeastern Conference Tournament

M12	-/-	vs. Florida	W, 78-66	Nashville
M13	-/6	vs. Alabama	L, 68-73	Nashville

NCAA Tournament

M19	-/-	vs. Oregon State	L, 56-70	Indianapolis
-----	-----	------------------	----------	--------------

1-SEC/Big 12 Challenge

2021-22 27-8 / 14-4 (T-2nd SEC)

Coach: Rick Barnes
Captains: Not designated
Final Ranking: 5th AP / 15th USA Today/Coaches

AP Rank				
UT/Opp	Opponent	Result	Site	
N9	18/-	UT Martin	W, 90-62	Knoxville
N14	18/-	ETSU	W, 94-62	Knoxville
N20	17/5	1-vs. Villanova	L, 53-71	Uncasville
N21	17/18	1-vs. North Carolina	W, 89-72	Uncasville
N26	15/-	Tennessee Tech	W, 80-69	Knoxville
N30	13/-	Presbyterian	W, 86-44	Knoxville
D4	13/-	at Colorado	W, 69-54	Boulder
D7	13/-	2-vs. Texas Tech	L, 52-57*	New York City
D11	13/-	UNC Greensboro	W, 76-60	Knoxville
D14	18/-	USC Upstate	W, 96-52	Knoxville
D22	19/6	Arizona	W, 77-73	Knoxville
D29	14/19	at Alabama	L, 68-73	Tuscaloosa
J5	18/-	Ole Miss	W, 66-60*	Knoxville
J8	18/21	at LSU	L, 67-79	Baton Rouge
J11	22/-	South Carolina	W, 66-46	Knoxville
J15	22/18	at Kentucky	L, 79-107	Lexington
J18	24/-	at Vanderbilt	W, 68-60	Nashville
J22	24/13	LSU	W, 64-50	Knoxville
J26	18/-	Florida	W, 78-71	Knoxville
J29	18/-	3-at Texas	L, 51-52	Austin
F1	22/-	Texas A&M	W, 90-80	Knoxville
F5	22/-	at South Carolina	W, 81-57	Columbia
F9	19/-	at Mississippi St.	W, 72-63	Starkville
F12	19/-	Vanderbilt	W, 73-64	Knoxville
F15	16/4	Kentucky	W, 76-63	Knoxville
F19	16/23	at Arkansas	L, 48-58	Fayetteville
F22	17/-	at Missouri	W, 80-61	Columbia
F26	17/3	Auburn	W, 67-62	Knoxville
M1	13/-	at Georgia	W, 75-68	Athens
M5	13/14	Arkansas	W, 78-74	Knoxville

Southeastern Conference Tournament

M11	9/-	vs. Mississippi St.	W, 72-59	Tampa
M12	9/5	vs. Kentucky	W, 69-62	Tampa
M13	9/-	vs. Texas A&M	W, 65-50	Tampa

NCAA Tournament

M17	5/-	vs. Longwood	W, 88-56	Indianapolis
M19	5/-	vs. Michigan	L, 68-76	Indianapolis

1-Hall of Fame Tip-Off
2-Jimmy V Classic
3-Big 12/SEC Challenge

* Overtime
 ** Double Overtime
 *** Triple Overtime
 **** Four Overtimes

TENNESSEE'S AP POLL HISTORY

Rankings are listed according to the Associated Press poll at game time.

TENNESSEE'S RECORD WHEN RANKED...

Rank	Record	Last Game
1	8-2	L, 86-69 at Kentucky (2/19/19)
2	2-0	W, 66-62 at Memphis (2/23/08)
3	10-1	W, 71-68 vs. Alabama (1/19/19)
4	13-5	L, 92-91 vs. Arkansas (3/15/08)
5	10-9	L, 76-68 vs. Michigan (3/19/22)
6	25-7	L, 75-49 at Florida (1/19/21)
7	17-10	L, 71-63 vs. Alabama (1/2/21)
8	28-17	W, 80-60 vs. USC Upstate (12/23/20)
9	26-5	W, 65-50 vs. Texas A&M (3/13/22)
10	17-8	W, 81-61 vs. Vanderbilt (1/16/21)
11	35-7	W, 82-71 at Kentucky (2/6/21)
12	15-8	W, 65-56 vs. Cincinnati (12/12/20)
13	15-5	W, 78-74 vs. Arkansas (3/5/22)
14	20-7	L, 73-68 at Alabama (12/29/21)
15	14-13	W, 80-69 vs. Tennessee Tech (11/26/21)
16	16-10	L, 58-48 at Arkansas (2/19/22)
17	20-8	W, 67-62 vs. Auburn (2/26/22)
18	25-13	L, 52-51 at Texas (1/19/22)
19	17-10	W, 73-64 vs. Vanderbilt (2/12/22)
20	16-10	W, 76-41 vs. Alabama State (11/20/19)
21	6-3	W, 75-53 vs. Jacksonville State (12/21/19)
22	7-6	W, 81-57 at South Carolina (2/5/22)
23	2-2	W, 76-65 vs. Kentucky (1/6/18)
24	10-1	W, 64-50 vs. LSU (1/22/22)
25	8-2	L, 77-72 at Auburn (2/27/21)
384-169 (.694)		

TENNESSEE'S RECORD AGAINST TEAMS RANKED...

Rank	Record	Last Game
1	5-14	W, 76-73 vs. Gonzaga (12/9/18)
2	8-19	L, 87-81 (OT) vs. Kansas (12/23/18)
3	4-17	W, 67-62 vs. Auburn (2/26/22)
4	9-12	W, 76-63 vs. Kentucky (2/15/22)
5	5-17	W, 69-62 vs. Kentucky (3/12/22)
6	6-13	W, 77-73 vs. Arizona (12/22/21)
7	5-19	L, 78-73 vs. North Carolina (12/17/17)
8	8-15	L, 86-76 vs. Gonzaga (12/18/16)
9	6-15	L, 83-74 vs. Gonzaga (11/30/08)
10	4-7	L, 99-88 at Kentucky (3/7/92)
11	7-11	L, 82-67 vs. Kansas (11/28/14)
12	6-8	W, 73-53 at Missouri (12/30/20)
13	8-13	W, 64-50 vs. LSU (1/22/22)
14	2-12	W, 78-74 vs. Arkansas (3/5/22)
15	3-7	W, 80-61 vs. Kansas (1/30/21)
16	8-4	L, 72-64 vs. Wisconsin (11/21/16)
17	4-12	L, 85-63 vs. Auburn (3/7/20)
18	9-10	L, 107-79 at Kentucky (1/15/22)
19	2-7	L, 73-68 at Alabama (12/29/21)
20	9-7	W, 72-69 vs. VCU (11/30/19)
21	4-4	L, 79-67 at LSU (1/8/22)
22	2-4	L, 84-64 vs. Auburn (3/17/19)
23	6-5	L, 58-48 at Arkansas (2/19/22)
24	4-6	W, 61-59 at Kentucky (2/6/18)
25	3-1	W, 88-58 vs. Kentucky (2/16/13)
137-259 (.346)		

ASSOCIATED PRESS POLL STREAKS AND NOTES

314	Weeks Ranked In Top 25
121	Weeks Ranked In Top 10
31	Weeks Ranked In Top 5
37	Most Consecutive Weeks Ranked In Top 25
20	Most Consecutive Weeks Ranked In Top 10
11	Most Consecutive Weeks Ranked In Top 5
137-259	Record vs. Teams Ranked In Top 25
118-239	Record vs. Teams Ranked In Top 20
86-199	Record vs. Teams Ranked In Top 15
60-148	Record vs. Teams Ranked In Top 10
31-78	Record vs. Teams Ranked In Top 5
384-169	Record When Ranked In Top 25
351-155	Record When Ranked In Top 20
257-104	Record When Ranked In Top 15
156-64	Record When Ranked In Top 10
43-17	Record When Ranked In Top 5

CONSECUTIVE WEEKS RANKED

37	From March 1, 1999 - Feb. 19, 2001
35	From Dec. 4, 2017 - Final 2018-19
32	From March 5, 2007 - Jan. 12, 2009
26	Preseason 2009-10 - Dec. 20, 2010
20	Preseason 1975-76 - Dec. 7, 1976
19	Preseason 2021-22 - current (<i>active streak</i>)
15	Dec. 8, 1970 - March 16, 1971

PRESEASON RANKING

1968-69	20th	2006-07	25th
1972-73	14th	2007-08	7th
1975-76	9th	2008-09	14th
1976-77	16th	2009-10	10th
1982-83	13th	2010-11	23rd
1998-99	9th	2018-19	6th
1999-00	19th	2020-21	12th
2000-01	9th	2021-22	18th

FINAL RANKINGS

1966-67	8th	2005-06	18th
1970-71	17th	2006-07	25th
1975-76	13th	2007-08	5th
1976-77	15th	2009-10	15th
1980-81	15th	2017-18	13th
1998-99	20th	2018-19	6th
1999-00	11th	2021-22	5th

HIGHEST RANKING ACHIEVED

1st	Jan. 21, 2019 (held for four weeks)
1st	Feb. 25, 2008 (held for one week)

RANKED THE ENTIRE SEASON

1975-76, 1999-00, 2007-08, 2009-10, 2018-19, 2021-22
--

*The Associated Press preseason and final polls are also counted as weeks.

ALL-TIME LISTING IN THE AP POLL

The Associated Press began its basketball rankings on January 20, 1949, with a Top-20 poll. Starting in the 1961-62 season, the AP provided a preseason poll. From 1960-61 to 1967-68, the AP used a Top-10 poll. The AP rankings became a Top-20 poll again in 1968-69, before changing to its current Top-25 format in 1989-90. The AP also ran post-NCAA Tournament polls in 1953, 1954, 1974 and 1975.

1949-50 Jan. 17 17th	Feb. 23 17th March 2 14th March 9 15th March 16 (Final) 17th	Feb. 10 9th Feb. 17 8th Feb. 24 10th March 3 10th March 10 (Final) 15th	Dec. 18 4th Dec. 25 6th Jan. 1 6th Jan. 8 4th Jan. 15 4th Jan. 22 6th Jan. 29 8th Feb. 5 10th Feb. 12 15th Feb. 19 22nd	2009-10 Preseason 10th Nov. 16 10th Nov. 23 9th Nov. 30 11th Dec. 7 9th Dec. 14 9th Dec. 21 16th Dec. 28 14th Jan. 4 16th Jan. 11 9th Jan. 18 8th Jan. 25 14th Feb. 1 14th Feb. 8 12th Feb. 15 20th Feb. 22 19th March 1 16th March 8 15th March 15 (Final) 15th	2019-20 Nov. 18 20th Nov. 25 17th Dec. 2 21st Dec. 9 19th Dec. 16 21st
1954-55 Feb. 15 18th	1971-72 Dec. 28 20th Jan. 18 19th Feb. 15 20th	1981-82 Jan. 19 20th Jan. 26 15th Feb. 2 16th Feb. 23 19th	2005-06 Dec. 19 23rd Jan. 23 19th Jan. 30 13th Feb. 6 11th Feb. 13 8th Feb. 20 10th Feb. 27 11th March 6 14th March 13 (Final) 18th	2010-11 Preseason 23rd Nov. 15 24th Nov. 22 24th Nov. 29 13th Dec. 6 11th Dec. 13 7th Dec. 20 19th	2020-21 Preseason 12th Nov. 30 13th Dec. 7 12th Dec. 14 10th Dec. 21 8th Dec. 28 7th Jan. 4 9th Jan. 11 10th Jan. 18 6th Jan. 25 18th Feb. 1 11th Feb. 8 16th Feb. 15 19th Feb. 22 25th
1956-57 Dec. 26 12th Jan. 2 12th Jan. 8 16th	1972-73 Preseason 14th Dec. 5 14th	1982-83 Preseason 13th Nov. 30 14th Dec. 7 14th Dec. 14 11th Dec. 21 9th Dec. 28 8th Jan. 4 12th Jan. 11 18th Feb. 22 20th	2006-07 Preseason 25th Nov. 14 25th Nov. 21 22nd Dec. 26 21st Jan. 2 19th Jan. 9 16th Jan. 16 22nd March 6 22nd March 13 (Final) 25th	2011-12 Preseason 23rd Nov. 15 24th Nov. 22 24th Nov. 29 13th Dec. 6 11th Dec. 13 7th Dec. 20 19th	2021-22 Preseason 18th Nov. 15 17 Nov. 22 15 Nov. 29 13 Dec. 6 13 Dec. 13 18 Dec. 20 19 Dec. 27 14 Jan. 3 18 Jan. 10 22 Jan. 17 24 Jan. 24 18 Jan. 31 22 Feb. 7 19 Feb. 14 16 Feb. 21 17 Feb. 28 13 March 7 T-9th March 14 5th
1957-58 Jan. 14 13th Jan. 21 16th Feb. 11 15th Feb. 18 20th	1974-75 Dec. 31 18th Jan. 7 18th Jan. 14 18th Jan. 28 18th Feb. 4 15th	1988-89 Nov. 22 20th Dec. 6 16th Dec. 13 16th Dec. 20 19th Dec. 27 19th Jan. 3 17th Jan. 10 17th Jan. 17 18th	2007-08 Preseason 7th Nov. 12 7th Nov. 19 7th Nov. 26 11th Dec. 3 10th Dec. 10 12th Dec. 17 12th Dec. 24 11th Dec. 31 8th Jan. 7 8th Jan. 14 6th Jan. 21 3rd Jan. 28 7th Feb. 4 7th Feb. 11 4th Feb. 18 2nd Feb. 25 1st March 3 4th March 10 4th March 17 (Final) 5th	2012-13 Preseason 23rd Nov. 15 24th Nov. 22 24th Nov. 29 13th Dec. 6 11th Dec. 13 7th Dec. 20 19th	
1958-59 Dec. 9 6th Dec. 16 5th Dec. 23 11th Dec. 30 14th Jan. 7 17th	1975-76 Preseason 9th Dec. 2 8th Dec. 9 7th Dec. 16 11th Dec. 23 10th Dec. 30 12th Jan. 6 9th Jan. 13 9th Jan. 20 10th Jan. 27 9th Feb. 3 8th Feb. 10 8th Feb. 17 9th Feb. 24 11th March 2 12th March 9 9th March 16 (Final) 13th	1998-99 Preseason 9th Nov. 15 18th Nov. 22 25th Dec. 7 21st March 1 18th March 8 (Final) 20th	2008-09 Preseason 14th Nov. 17 14th Nov. 24 12th Dec. 1 10th Dec. 8 8th Dec. 15 16th Dec. 22 16th Dec. 29 14th Jan. 5 15th Jan. 12 24th	2013-14 Preseason 23rd Nov. 15 24th Nov. 22 24th Nov. 29 13th Dec. 6 11th Dec. 13 7th Dec. 20 19th	
1964-65 Feb. 16 8th	1976-77 Preseason 16th Nov. 30 15th Dec. 7 15th Dec. 21 19th Jan. 18 14th Jan. 25 7th Feb. 1 11th Feb. 8 11th Feb. 15 14th Feb. 22 7th March 1 11th March 8 7th March 15 (Final) 15th	1999-2000 Preseason 19th Nov. 16 19th Nov. 23 17th Nov. 30 18th Dec. 7 16th Dec. 14 13th Dec. 21 11th Dec. 28 16th Jan. 4 15th Jan. 11 12th Jan. 18 16th Jan. 25 11th Feb. 1 6th Feb. 8 8th Feb. 15 5th Feb. 22 7th Feb. 29 11th March 7 8th March 14 (Final) 11th	2009-10 Preseason 10th Nov. 16 10th Nov. 23 9th Nov. 30 11th Dec. 7 9th Dec. 14 9th Dec. 21 16th Dec. 28 14th Jan. 4 16th Jan. 11 9th Jan. 18 8th Jan. 25 14th Feb. 1 14th Feb. 8 12th Feb. 15 20th Feb. 22 19th March 1 16th March 8 15th March 15 (Final) 15th	2014-15 Preseason 23rd Nov. 15 24th Nov. 22 24th Nov. 29 13th Dec. 6 11th Dec. 13 7th Dec. 20 19th	
1966-67 Feb. 21 8th Feb. 28 8th March 7 (Final) 8th	1978-79 March 6 20th	2000-01 Preseason 9th Nov. 13 9th Nov. 20 9th Nov. 27 7th Dec. 4 6th Dec. 11 4th	2010-11 Preseason 23rd Nov. 15 24th Nov. 22 24th Nov. 29 13th Dec. 6 11th Dec. 13 7th Dec. 20 19th	2015-16 Preseason 23rd Nov. 15 24th Nov. 22 24th Nov. 29 13th Dec. 6 11th Dec. 13 7th Dec. 20 19th	
1967-68 Dec. 19 9th Dec. 26 4th Jan. 2 6th Jan. 9 5th Jan. 16 4th Jan. 23 6th Jan. 30 6th Feb. 6 5th Feb. 13 7th	1979-80 Jan. 15 20th Jan. 22 19th		2011-12 Preseason 23rd Nov. 15 24th Nov. 22 24th Nov. 29 13th Dec. 6 11th Dec. 13 7th Dec. 20 19th	2016-17 Dec. 4 24th Dec. 11 20th Dec. 18 21st Dec. 25 19th Jan. 1 23rd Jan. 8 24th Jan. 15 21st Jan. 22 22nd Jan. 29 18th Feb. 5 15th Feb. 12 18th Feb. 19 19th Feb. 26 16th March 5 13th March 12 (Final) 13th	
1968-69 Preseason 20th Dec. 3 20th Dec. 24 20th Feb. 18 17th Feb. 25 17th	1980-81 Dec. 30 18th Jan. 6 13th Jan. 13 11th Jan. 20 8th Jan. 27 11th Feb. 3 10th		2012-13 Preseason 23rd Nov. 15 24th Nov. 22 24th Nov. 29 13th Dec. 6 11th Dec. 13 7th Dec. 20 19th	2017-18 Dec. 4 24th Dec. 11 20th Dec. 18 21st Dec. 25 19th Jan. 1 23rd Jan. 8 24th Jan. 15 21st Jan. 22 22nd Jan. 29 18th Feb. 5 15th Feb. 12 18th Feb. 19 19th Feb. 26 16th March 5 13th March 12 (Final) 13th	
1969-70 Dec. 9 9th Dec. 16 8th Dec. 23 6th Dec. 30 6th Jan. 12 12th	1981-82 Jan. 15 20th Jan. 22 19th		2013-14 Preseason 23rd Nov. 15 24th Nov. 22 24th Nov. 29 13th Dec. 6 11th Dec. 13 7th Dec. 20 19th	2018-19 Preseason 6th Nov. 12 5th Nov. 19 5th Nov. 26 6th Dec. 3 7th Dec. 10 3rd Dec. 17 3rd Dec. 24 3rd Dec. 31 3rd Jan. 7 3rd Jan. 14 3rd Jan. 21 1st Jan. 28 1st Feb. 4 1st Feb. 11 1st Feb. 18 5th Feb. 25 7th March 4 5th March 11 8th March 18 (Final) 6th	
1970-71 Dec. 8 17th Dec. 15 14th Dec. 22 12th Dec. 29 10th Jan. 5 17th Jan. 12 18th Jan. 19 8th Jan. 26 8th Feb. 2 11th Feb. 9 14th Feb. 16 13th	1982-83 Preseason 13th Nov. 30 14th Dec. 7 14th Dec. 14 11th Dec. 21 9th Dec. 28 8th Jan. 4 12th Jan. 11 18th Feb. 22 20th		2014-15 Preseason 23rd Nov. 15 24th Nov. 22 24th Nov. 29 13th Dec. 6 11th Dec. 13 7th Dec. 20 19th	2019-20 Nov. 18 20th Nov. 25 17th Dec. 2 21st Dec. 9 19th Dec. 16 21st	

OUTLOOK

PLAYERS

STAFF

REVIEW

RESULTS

RECORDS

HONORS

POSTSEASON

VOLMANAC

MEDIA INFO



VS. RANKED OPPONENTS

Rankings are listed according to the Associated Press poll at game time.

Date	UT/Opp	Opponent	Result
2/8/1949	-/1	at Kentucky	L, 56-71
3/5/1949	-/1	vs. Kentucky	L, 44-83
1/14/1950	-/2	Kentucky	W, 66-53
2/11/1950	-/7	at Kentucky	L, 52-79
3/4/1950	-/4	vs. Kentucky	L, 58-95
12/29/1950	-/7	at Villanova	L, 72-91
1/20/1951	-/2	Kentucky	L, 45-70
2/17/1951	-/1	at Kentucky	L, 61-86
1/19/1952	-/3	Kentucky	L, 56-65
2/16/1952	-/1	at Kentucky	L, 40-95
3/1/1952	-/1	vs. Kentucky	L, 66-81
1/31/1953	-/11	at LSU	L, 59-95
1/16/1954	-/16	LSU	L, 62-75
1/23/1954	-/1	Kentucky	L, 71-97
2/18/1954	-/2	at Kentucky	L, 63-90
1/22/1955	-/1	Kentucky	L, 66-84
2/19/1955	18/20	at Vanderbilt	L, 71-76
2/26/1955	-/12	Alabama	L, 81-88
3/5/1955	-/2	at Kentucky	L, 61-104
1/7/1956	-/4	Vanderbilt	L, 57-84
1/21/1956	-/4	Kentucky	L, 68-95
2/18/1956	-/6	at Vanderbilt	L, 68-96
2/27/1956	-/7	at Alabama	L, 81-95
3/3/1956	-/12	at Kentucky	L, 77-101
1/5/1957	12/9	Vanderbilt	L, 68-71
1/19/1957	-/4	Kentucky	L, 72-97
2/16/1957	-/18	at Vanderbilt	L, 62-69
3/2/1957	-/3	at Kentucky	L, 75-93
1/18/1958	13/9	at Kentucky	L, 68-77
2/8/1958	-/17	Mississippi State	W, 104-83
3/1/1958	-/12	Kentucky	L, 66-77
12/29/1958	11/5	West Virginia	L, 72-76
1/17/1959	-/2	at Kentucky	L, 58-79
2/7/1959	-/11	at Mississippi State	L, 45-52
2/23/1959	-/2	Auburn	W, 56-55
2/28/1959	-/1	Kentucky	L, 56-69
1/16/1960	-/17	Kentucky	L, 68-78
1/23/1960	-/6	at Georgia Tech	L, 69-74
2/22/1960	-/17	at Auburn	L, 63-72
1/15/1962	-/3	Kentucky	L, 82-95
2/10/1962	-/9	Mississippi State	L, 67-91
3/10/1962	-/4	at Kentucky	L, 59-90
1/26/1963	-/7	at Georgia Tech	L, 69-73
2/9/1963	-/8	at Mississippi State	L, 59-63
2/25/1963	-/9	Auburn	W, 55-47
1/4/1964	-/6	Vanderbilt	W, 57-55
1/18/1964	-/4	at Kentucky	L, 57-66
1/25/1964	-/8	vs. Duke	L, 65-67**
2/15/1964	-/7	at Vanderbilt	W, 65-62
2/29/1964	-/2	Kentucky	L, 38-42

Date	UT/Opp	Opponent	Result
2/13/1965	-/7	Vanderbilt	W, 79-66
3/5/1965	-/2	at Michigan	L, 63-71
12/7/1965	-/4	Vanderbilt	L, 50-53
1/12/1966	-/3	at Vanderbilt	L, 52-53
2/26/1966	-/1	at Kentucky	L, 64-78
3/5/1966	-/1	Kentucky	W, 69-62
1/16/1967	-/10	at Florida	W, 66-53
1/21/1967	-/8	Florida	W, 56-42
2/18/1967	-/9	Vanderbilt	W, 70-53
1/8/1968	6/4	Vanderbilt	W, 64-62
1/22/1968	4/8	Kentucky	W, 87-59
2/12/1968	5/8	at Kentucky	L, 59-60
2/17/1968	7/9	at Vanderbilt	L, 63-75
1/18/1969	-/5	Kentucky	L, 66-69
3/8/1969	-/7	at Kentucky	L, 69-84
12/6/1969	-/1	at South Carolina	W, 55-54
1/17/1970	-/2	at Kentucky	L, 52-68
2/14/1970	-/20	Georgia	W, 57-55
3/7/1970	-/2	Kentucky	L, 69-86
12/5/1970	-/17	Houston	W, 79-58
1/16/1971	18/10	Kentucky	W, 75-71
3/6/1971	14/8	at Kentucky	L, 78-84
12/4/1971	-/7	at Houston	L, 65-67
12/2/1972	14/16	South Carolina	W, 55-45
12/5/1972	14/5	at Marquette	L, 30-56
12/16/1972	-/12	Missouri	L, 57-67
1/27/1973	-/9	at Alabama	L, 56-72
2/24/1973	-/18	Alabama	W, 72-71
3/8/1973	-/19	at Kentucky	L, 81-86
12/5/1973	-/7	Marquette	L, 65-67
12/28/1973	-/9	vs. Providence	L, 60-64
1/7/1974	-/7	Alabama	L, 73-79
2/1/1974	-/8	Vanderbilt	L, 65-82
2/9/1974	-/8	at Alabama	L, 54-73
2/23/1974	-/5	at Vanderbilt	W, 59-53
3/15/1974	-/10	vs. Indiana	L, 71-73
12/7/1974	-/19	at Michigan	L, 74-78
1/6/1975	18/6	at Alabama	L, 78-82
1/13/1975	18/7	at Kentucky	L, 82-88
2/3/1975	18/14	at Auburn	L, 59-62
2/8/1975	15/7	Alabama	L, 65-71
2/15/1975	-/4	Kentucky	W, 103-98
12/6/1975	8/16	Michigan	W, 82-81
1/31/1976	9/11	Alabama	W, 80-74
2/28/1976	11/7	at Alabama	L, 90-93**
12/10/1976	15/6	vs. San Francisco	L, 77-86
12/18/1976	-/20	St. John's	W, 86-81
1/12/1977	-/2	at Kentucky	W, 71-67*
1/22/1977	14/3	Alabama	W, 102-91*
1/30/1977	7/8	vs. UCLA	L, 89-103

Date	UT/Opp	Opponent	Result
2/19/1977	14/4	at Alabama	W, 92-89
3/5/1977	11/2	Kentucky	W, 81-79
3/13/1977	7/10	vs. Syracuse	L, 88-93*
12/2/1977	-/5	vs. San Francisco	L, 75-84
2/15/1978	-/3	at Kentucky	L, 77-90
2/25/1978	-/2	Kentucky	L, 57-68
12/2/1978	-/5	at Louisville	L, 61-82
1/8/1979	-/18	Mississippi State	L, 62-72
1/24/1979	-/9	at LSU	L, 75-77
1/29/1979	-/9	LSU	L, 78-84
2/3/1979	-/13	at Alabama	W, 83-77
2/19/1979	-/19	Vanderbilt	W, 83-78
3/11/1979	20/5	vs. Notre Dame	L, 67-73
12/4/1979	-/9	St. John's	W, 97-80
12/8/1979	-/14	Louisville	L, 75-77
12/22/1979	-/2	at Ohio State	L, 65-91
12/28/1979	-/10	vs. Indiana	L, 68-70
1/5/1980	-/2	Kentucky	W, 49-47
1/19/1980	20/14	LSU	L, 74-75
2/2/1980	-/3	at Kentucky	L, 75-83
2/16/1980	-/6	at LSU	L, 66-73
3/8/1980	-/8	vs. Maryland	L, 75-86
12/20/1980	-/18	Brigham Young	W, 81-65
12/28/1980	-/11	vs. Arizona State	W, 69-53
1/10/1981	13/4	at Kentucky	L, 47-48
1/24/1981	8/5	at LSU	L, 63-80
2/7/1981	10/6	Kentucky	W, 87-71
2/21/1981	8/4	LSU	L, 65-66
3/19/1981	15/5	vs. Virginia	L, 48-62
1/2/1982	-/12	Alabama	W, 88-67
1/9/1982	-/3	Kentucky	W, 70-66
1/30/1982	15/13	at Alabama	L, 72-77*
2/6/1982	16/9	at Kentucky	L, 67-77
3/5/1982	-/18	vs. Alabama	L, 50-56
3/14/1982	-/3	vs. Virginia	L, 51-54
12/29/1982	8/15	at UNLV	L, 54-70
1/24/1983	-/20	at Auburn	W, 80-77
1/31/1983	-/10	Kentucky	W, 65-63
2/27/1983	20/10	at Kentucky	L, 61-69
3/20/1983	-/2	vs. Louisville	L, 57-70
1/3/1984	-/11	at Georgia	L, 57-71
1/10/1984	-/11	LSU	W, 70-69
1/30/1984	-/3	at Kentucky	L, 74-93
2/6/1984	-/4	at LSU	L, 59-61*
2/27/1984	-/4	Kentucky	W, 63-58
11/23/1984	-/13	vs. UAB	L, 65-70
12/15/1984	-/11	vs. Virginia Tech	W, 86-75
12/29/1984	-/13	Michigan	W, 81-77
3/2/1985	-/14	Georgia	W, 86-85
3/7/1985	-/17	Georgia	L, 61-67
12/2/1985	-/3	at Michigan	L, 52-87
12/10/1985	-/10	Illinois	W, 54-51
1/11/1986	-/8	LSU	W, 88-77
1/25/1986	-/11	at Kentucky	L, 57-74
2/27/1986	-/5	Kentucky	L, 60-62
1/10/1987	-/9	Kentucky	W, 75-68
1/14/1987	-/10	at Auburn	L, 56-66
1/24/1987	-/13	Alabama	L, 71-82
2/18/1987	-/18	Florida	W, 81-71
2/25/1987	-/10	at Alabama	L, 71-93
3/6/1987	-/9	vs. Alabama	L, 60-68
1/16/1988	-/5	at Kentucky	L, 65-83
1/17/1988	-/20	at Illinois	L, 79-103
2/10/1988	-/17	at Vanderbilt	L, 62-90
2/17/1988	-/9	Kentucky	W, 72-70
1/15/1989	17/14	at Florida State	L, 90-101
3/16/1989	-/17	West Virginia	L, 68-84
11/25/1989	-/24	at Memphis State	L, 72-91
12/10/1989	-/24	Oregon State	L, 90-96*
1/8/1990	-/11	at LSU	L, 94-111
1/23/1990	-/24	Alabama	W, 78-70
2/10/1990	-/11	LSU	L, 113-119
2/28/1990	-/25	Georgia	W, 93-83
1/12/1991	-/11	Kentucky	L, 74-78
1/22/1991	-/16	LSU	W, 92-89



Tennessee defeated third-ranked Auburn, led by NBA Lottery Pick **Jabari Smith**, at Thompson-Boling Arena on Feb. 26, 2022.

VS. RANKED OPPONENTS (AP)

Date	UT/Opp	Opponent	Result
2/13/1991	-/16	at Kentucky	L, 74-85
2/23/1991	-/19	at LSU	L, 87-119
3/2/1991	-/24	at Alabama	L, 88-96
3/8/1991	-/18	vs. Mississippi State	W, 87-70
3/10/1991	-/24	vs. Alabama	L, 89-88
1/21/1992	-/8	Kentucky	W, 107-85
2/5/1992	-/5	Arkansas	W, 83-81
2/8/1992	-/18	at Alabama	L, 68-85
3/7/1992	-/10	at Kentucky	L, 88-99
3/13/1992	-/23	vs. LSU	L, 89-99
11/21/1992	-/6	at Seton Hall	L, 64-72
12/6/1992	-/8	Memphis State	W, 70-59
12/9/1992	-/15	Syracuse	L, 81-87
1/4/1993	-/16	at Cincinnati	L, 58-79
1/9/1993	-/2	at Kentucky	L, 70-84
1/27/1993	-/12	Vanderbilt	L, 65-82
2/16/1993	-/13	at Arkansas	W, 101-91
2/24/1993	-/2	Kentucky	W, 78-77
3/2/1993	-/7	at Vanderbilt	L, 82-90*
3/12/1993	-/4	vs. Kentucky	L, 40-101
11/28/1993	-/20	at Syracuse	L, 65-98
1/15/1994	-/8	at Kentucky	L, 74-93
1/29/1994	-/5	Arkansas	L, 64-65
2/23/1994	-/7	Kentucky	L, 73-77
3/5/1994	-/19	at Florida	L, 71-82
12/20/1994	-/17	at Michigan State	L, 68-79
1/7/1995	-/3	at Arkansas	L, 79-97
1/22/1995	-/24	Florida	L, 47-62
1/25/1995	-/5	at Kentucky	L, 50-69
2/8/1995	-/6	Kentucky	L, 48-68
2/18/1995	-/23	Mississippi State	L, 52-60
3/9/1995	-/20	vs. Alabama	L, 43-55
12/16/1995	-/6	at Memphis	L, 55-57
1/13/1996	-/2	at Kentucky	L, 44-61
1/20/1996	-/22	Georgia	W, 67-62
2/17/1996	-/2	Kentucky	L, 50-90
1/4/1997	-/3	at Kentucky	L, 40-74
2/22/1997	-/9	South Carolina	L, 58-69
2/25/1997	-/3	Kentucky	L, 64-74
1/17/1998	-/11	Ole Miss	W, 77-67
1/21/1998	-/14	at South Carolina	L, 51-81
1/24/1998	-/7	Kentucky	L, 67-85
2/7/1998	-/13	South Carolina	W, 70-69
2/11/1998	-/7	at Kentucky	L, 74-80
2/14/1998	-/12	Arkansas	W, 74-71
3/6/1998	-/17	vs. Arkansas	L, 96-102
11/13/1998	9/18	vs. Arizona	L, 72-73
12/6/1998	-/20	Pittsburgh	W, 56-53
1/2/1999	-/17	at Auburn	L, 62-90
1/12/1999	-/6	at Kentucky	W, 47-46
2/2/1999	-/23	at Arkansas	L, 52-69
2/10/1999	-/23	Florida	W, 91-56
2/28/1999	-/13	Kentucky	W, 68-61
1/8/2000	15/21	at LSU	W, 64-59
1/18/2000	16/9	at Florida	W, 81-79**
1/25/2000	11/7	Auburn	W, 105-76
2/1/2000	6/14	at Kentucky	L, 68-81
2/12/2000	8/12	Florida	W, 76-73*
2/23/2000	7/18	Kentucky	W, 74-67
3/19/2000	11/20	vs. Connecticut	W, 65-51
11/21/2000	9/18	Wisconsin	W, 66-56
12/19/2000	4/14	vs. Virginia	L, 89-107
12/22/2000	4/12	at Syracuse	W, 83-70
12/29/2000	6/23	vs. Iowa	W, 80-68
1/9/2001	4/16	Alabama	W, 86-69
1/30/2001	8/13	at Florida	L, 67-81
2/10/2001	10/25	at Ole Miss	L, 71-87
2/14/2001	15/22	Kentucky	L, 95-103
2/18/2001	15/11	Florida	L, 82-88
3/9/2001	-/14	vs. Ole Miss	L, 73-86
1/9/2002	-/3	Florida	L, 100-104*
1/19/2002	-/8	Syracuse	W, 66-62
2/6/2002	-/7	Kentucky	W, 76-74*
2/16/2002	-/7	at Alabama	L, 82-95
2/19/2002	-/12	at Kentucky	L, 61-64
2/26/2002	-/8	at Florida	L, 62-68
3/2/2002	-/16	Georgia	W, 71-63*
3/8/2002	-/8	vs. Alabama	L, 72-91

Date	UT/Opp	Opponent	Result
1/8/2003	-/18	Kentucky	L, 71-74
1/15/2003	-/6	at Florida	L, 64-77
1/22/2003	-/19	at Georgia	L, 76-81*
1/25/2003	-/9	Louisville	L, 69-72
2/8/2003	-/17	Georgia	W, 78-72
2/15/2003	-/4	Florida	W, 66-59
2/26/2003	-/2	at Kentucky	L, 68-80
3/5/2003	-/23	Mississippi State	W, 59-49
1/10/2004	-/14	at Florida	L, 57-95
1/14/2004	-/23	Vanderbilt	W, 76-66
1/20/2004	-/9	Kentucky	L, 68-69*
1/25/2004	-/5	Louisville	L, 62-65
1/28/2004	-/11	at Mississippi State	L, 60-82
1/31/2004	-/22	Florida	W, 65-63
2/7/2004	-/15	Georgia Tech	L, 62-77
2/25/2004	-/9	at Kentucky	L, 60-92
11/23/2004	-/11	vs. North Carolina	L, 81-94
11/24/2004	-/15	vs. Texas	L, 70-95
1/12/2005	-/11	Mississippi State	W, 64-63
1/22/2005	-/14	Louisville	L, 62-85
1/25/2005	-/7	Kentucky	L, 62-84
1/29/2005	-/17	Alabama	L, 54-72
3/2/2005	-/3	at Kentucky	L, 61-73
3/11/2005	-/4	vs. Kentucky	L, 62-76
12/17/2005	-/6	at Texas	W, 95-78
1/18/2006	-/4	at Memphis	L, 79-88
1/21/2006	-/2	Florida	W, 80-76
2/22/2006	10/12	at Florida	W, 76-72
11/24/2006	22/12	vs. North Carolina	L, 87-101
12/6/2006	-/16	Memphis	W, 76-58
12/18/2006	-/15	vs. Oklahoma State	W, 79-77
1/13/2007	16/5	at Ohio State	L, 66-68
2/3/2007	-/1	at Florida	L, 78-94
2/10/2007	-/23	Vanderbilt	W, 84-57
2/13/2007	-/20	Kentucky	W, 89-85
2/21/2007	-/25	Alabama	W, 69-66*
2/27/2007	-/5	Florida	W, 86-76
3/22/2007	25/11	vs. Ohio State	L, 84-85
11/24/2007	7/15	vs. Texas	L, 78-97
1/9/2008	8/16	Ole Miss	W, 85-83
1/17/2008	6/16	Vanderbilt	W, 80-60
2/23/2008	2/1	at Memphis	W, 86-62
2/26/2008	1/18	at Vanderbilt	L, 69-72
3/23/2008	5/11	vs. Butler	W, 76-71*
3/27/2008	5/13	vs. Louisville	L, 60-79
11/28/2008	12/21	vs. Georgetown	W, 90-78
11/30/2008	12/9	vs. Gonzaga	L, 74-83
12/16/2008	16/24	vs. Marquette	W, 80-68
1/24/2009	-/22	Memphis	L, 52-54
1/23/2009	9/6	vs. Purdue	L, 72-73
1/10/2010	16/1	Kansas	W, 76-68
1/16/2010	9/21	Ole Miss	W, 71-69*
1/27/2010	14/21	Vanderbilt	L, 76-85
2/9/2010	12/22	at Vanderbilt	L, 71-90
2/13/2010	12/3	at Kentucky	L, 62-73
2/27/2010	19/2	Kentucky	W, 74-65
3/13/2010	15/2	vs. Kentucky	L, 45-74
3/26/2010	15/5	vs. Ohio State	W, 76-73
3/28/2010	15/13	vs. Michigan State	L, 69-70
11/26/2010	24/7	vs. Villanova	W, 78-68
12/1/2010	11/3	vs. Pittsburgh	W, 83-76
1/5/2011	-/21	Memphis	W, 104-84
1/22/2011	-/8	at Connecticut	L, 61-72
2/8/2011	-/18	at Kentucky	L, 61-73
2/12/2011	-/17	at Florida	L, 60-61
2/22/2011	-/18	at Vanderbilt	W, 60-51
3/6/2011	-/20	Kentucky	L, 58-64
3/11/2011	-/12	vs. Florida	L, 74-85
11/21/2011	-/6	vs. Duke	L, 67-77
11/22/2011	-/8	vs. Memphis	L, 97-99**
12/3/2011	-/17	Pittsburgh	L, 56-61
1/7/2012	-/13	Florida	W, 67-56
1/12/2012	-/20	at Mississippi State	L, 58-62
1/14/2012	-/2	Kentucky	L, 62-65
1/21/2012	-/13	Connecticut	W, 60-57
1/31/2012	-/1	at Kentucky	L, 44-69
2/11/2012	-/8	at Florida	W, 75-70
11/30/2012	-/20	at Georgetown	L, 36-37

Date	UT/Opp	Opponent	Result
12/13/2012	-/23	Wichita State	W, 69-60
1/24/2013	-/23	at Ole Miss	L, 56-62
2/16/2013	-/25	Kentucky	W, 88-58
2/26/2013	-/18	Florida	W, 64-58
12/14/2013	-/12	at Wichita State	L, 61-70
1/18/2014	-/13	at Kentucky	L, 66-74
1/25/2014	-/6	at Florida	L, 41-67
2/11/2014	-/3	Florida	L, 58-67
3/15/2014	-/1	vs. Florida	L, 49-56
3/28/2014	-/8	vs. Michigan	L, 71-73
11/14/2014	-/15	vs. VCU	L, 69-85
11/21/2014	-/11	vs. Kansas	L, 67-82
12/14/2014	-/15	Butler	W, 67-55
1/13/2015	-/19	Arkansas	W, 74-69
2/17/2015	-/1	at Kentucky	L, 48-66
3/13/2015	-/21	vs. Arkansas	L, 72-80
12/12/2015	-/18	at Butler	L, 86-94
1/9/2016	-/21	vs. Texas A&M	L, 88-92
1/23/2016	-/24	vs. South Carolina	W, 78-69
2/2/2016	-/20	vs. Kentucky	W, 84-77
2/18/2016	-/14	at Kentucky	L, 70-80
11/21/2016	-/16	vs. Wisconsin	L, 64-72
11/22/2016	-/13	vs. Oregon	L, 65-69*
12/11/2016	-/7	at North Carolina	L, 71-73
12/18/2016	-/8	vs. Gonzaga	L, 76-86
1/7/2017	-/24	at Florida	L, 70-83
1/24/2017	-/4	Kentucky	W, 82-80
2/14/2017	-/13	at Kentucky	L, 58-83
11/22/2017	-/18	vs. Purdue	W, 78-75*
11/23/2017	-/5	vs. Villanova	L, 76-85
12/17/2017	20/7	North Carolina	L, 73-78
1/6/2018	23/17	Kentucky	W, 76-65
2/6/2018	15/24	at Kentucky	W, 61-59
11/23/2018	5/1	vs. Kansas	L, 81-87*
12/9/2018	7/2	vs. Gonzaga	W, 76-73
2/16/2019	1/5	at Kentucky	L, 69-86
2/23/2019	5/13	at LSU	L, 80-82*
3/2/2019	7/4	Kentucky	W, 71-52
3/16/2019	8/4	vs. Kentucky	W, 82-78
3/17/2019	8/22	vs. Auburn	L, 64-84
3/28/2019	6/13	vs. Purdue	L, 94-99*
11/16/19	-/20	vs. Washington	W, 75-62
11/30/19	17/20	vs. VCU	W, 72-69
12/14/19	19/13	vs. Memphis	L, 47-51
1/25/20	-/3	at Kansas	L, 68-74
2/8/20	-/15	vs. Kentucky	L, 64-77
2/22/20	-/13	at Auburn	L, 66-73
3/3/20	-/6	vs. Kentucky	W, 81-73
3/7/20	-/17	vs. Auburn	L, 63-85
12/30/20	7/12	at Missouri	W, 73-53
1/23/21	6/19	Missouri	L, 64-73
1/30/21	18/15	Missouri	W, 80-61
3/13/21	-/6	vs. Alabama	L, 68-73
11/20/21	17/5	vs. Villanova	L, 53-71
11/21/21	17/18	vs. North Carolina	W, 89-72
12/22/21	19/6	Arizona	W, 77-73
12/29/21	14/19	at Alabama	L, 68-73
1/9/22	18/21	at LSU	L, 67-79
1/15/22	22/18	at Kentucky	L, 79-107
1/22/22	24/13	LSU	W, 64-50
2/15/22	16/4	Kentucky	W, 76-63
2/19/22	16/23	at Arkansas	L, 48-58
2/26/22	17/3	Auburn	W, 67-62
3/5/22	13/14	Arkansas	W, 78-74
3/12/22	9/5	vs. Kentucky	W, 69-62

* Overtime ** Double Overtime

OUTLOOK

PLAYERS

STAFF

REVIEW

RESULTS

RECORDS

HONORS

POSTSEASON

VOLTMANAC

MEDIA INFO





Pregame Jamz

Your favorite Vols. Their favorite jamz.

[@Vol_Hoops](#) | [Tennessee Basketball](#)

TENNESSEE

OFFICIAL SPOTIFY ACCOUNT





RECORDS

TEAM RECORDS: GAME

■ POINTS SCORED

- 124 vs. UNC Asheville (11/17/2009)
- 121 vs. Long Beach State (3/16/2007)
- 121 vs. Mexico (1/24/1966)
- 118 vs. Tennessee Tech (11/25/1988)
- 117 vs. South Florida (12/10/1903)

■ POINTS SCORED (HALF)

- 72 (2nd) vs. Florida (1/11/1979)
- 66 (1st) vs. UNC Asheville (11/17/2009)
- 66 (2nd) vs. Georgia (2/9/2000)
- 66 (2nd) vs. Kentucky (1/21/1992)
- 64 (2nd) vs. Long Beach State (3/16/2007)
- 64 (2nd) vs. Radford (1/13/1993)
- 64 (2nd) vs. Mississippi State (2/8/1958)
- 64 (1st) at Furman (12/1/1956)
- 64 (2nd) at Florida (2/4/1956)

■ FIELD GOALS

- 54 vs. Mexico (1/24/1966)
- 52 vs. South Florida (12/10/1973)
- 49 vs. Vermont (12/30/1974)
- 47 vs. Ole Miss (1/11/1975)
- 46 vs. UNC Asheville (11/17/2009)
- 46 vs. Ole Miss (2/21/1976)
- 46 at Georgia (2/1/1975)

■ FIELD GOAL ATTEMPTS

- 112 vs. Mexico (1/24/1966)
- 107 vs. South Carolina (12/21/1954)
- 100 vs. William & Mary (1/23/1956)
- 99 vs. Duke (12/13/1952)
- 98 vs. Davidson (12/3/1959)

■ FIELD GOAL PCT.

- 75.0 (24-32) vs. Ole Miss (1/6/1982)
- 69.6 (39-56) vs. Columbia (12/20/1974)
- 69.4 (34-49) vs. Vanderbilt (2/24/1996)
- 68.9 (31-45) vs. Navy (12/27/1983)
- 68.6 (35-51) vs. Alabama (1/2/1982)

■ 3-POINT FIELD GOALS

- 17 vs. UT Martin (11/9/2021)
- 16 vs. Presbyterian (12/6/2016)
- 16 vs. UNC Asheville (11/17/2009)
- 16 vs. Middle Tennessee (11/20/2007)
- 16 vs. Texas (11/24/2007)
- 16 vs. Ohio State (3/22/2007)
- 16 vs. Auburn (2/15/2006)

■ 3-POINT FIELD GOAL ATTEMPTS

- 50 vs. North Carolina A&T (11/27/2007)
- 40 vs. UT Martin (11/9/2021)
- 39 vs. Texas Tech (12/7/2021)
- 39 vs. Chattanooga (1/2/2012)
- 37 vs. UT-Chattanooga (12/4/2007)
- 37 vs. LSU (2/10/1990)

■ 3-POINT PCT. (MIN. 7 ATT.)

- 85.7 (6-7) vs. Georgia (3/9/1991)
- 71.4 (5-7) at Missouri (12/30/2020)
- 70.0 (7-10) vs. Xavier (12/11/2004)
- 70.0 (7-10) vs. LSU (1/19/1997)
- 70.0 (7-10) at Ole Miss (1/22/1997)
- 70.0 (7-10) vs. Kent State (11/29/1990)

■ 3-POINT PCT. (MIN. 12 ATT.)

- 66.7 (12-18) vs. Arkansas (3/5/2022)
- 66.7 (12-18) at South Carolina (1/8/2006)
- 66.7 (10-15) vs. LSU (2/19/2013)
- 66.7 (8-12) vs. Alabama (3/7/1996)
- 64.7 (11-17) vs. Arkansas (3/10/2018)

■ FREE THROWS

- 48 vs. Kentucky (1/21/1992)
- 45 vs. George Washington (12/28/2000)
- 42 vs. Louisville (3/29/1985)
- 39 at Memphis (12/15/2018)
- 38 vs. Ole Miss (1/9/2013)

■ FREE THROW ATTEMPTS

- 60 vs. George Washington (12/28/2000)
- 59 vs. Kentucky (1/21/1992)
- 53 vs. Kentucky (3/3/1956)
- 52 vs. Georgia (12/1/1955)
- 51 vs. Louisville (3/29/1985)

■ FREE THROW PCT. (MIN. 10 ATT.)

- 100.0 (17-17) at Cincinnati (12/18/2019)
- 100.0 (15-15) vs. Ole Miss (2/4/1967)
- 100.0 (14-14) vs. Florida (2/18/1987)
- 100.0 (11-11) at South Carolina (2/20/1999)
- 100.0 (10-10) vs. Tennessee Tech (11/26/2021)
- 100.0 (10-10) at Georgia (2/11/1995)
- 100.0 (10-10) vs. Alabama (1/31/1981)

■ FREE THROW PCT. (MIN. 20 ATT.)

- 95.8 (23-24) vs. LSU (1/6/1999)
 - 95.8 (23-24) vs. Minnesota (12/17/1979)
 - 95.7 (22-23) at Mississippi State (1/6/1973)
 - 95.7 (22-23) vs. Mississippi State (2/6/1971)
 - 93.8 (30-32) vs. South Carolina (1/23/2016)
- * made first 23 attempts*

■ REBOUNDS

- 84 vs. Mexico (1/24/1966)
- 77 vs. Davidson (12/3/1959)
- 76 at Ole Miss (2/8/1965)
- 75 vs. Sewanee (1/20/1958)
- 73 vs. LSU (1/31/1966)
- 73 vs. Sewanee (12/15/1956)

■ ASSISTS

- 34 vs. UNC Asheville (11/17/2009)
- 32 vs. UT-Chattanooga (11/15/2008)
- 31 vs. Tennessee Tech (11/25/1988)
- 30 vs. Tusculum College (1/4/2014)
- 30 vs. Middle Tennessee (11/20/2007)

■ BLOCKED SHOTS

- 15 vs. Pittsburgh (12/6/1998)
- 14 vs. Virginia (12/19/2000)
- 13 vs. UT-Chattanooga (11/24/1998)
- 12 vs. Tennessee Tech (12/29/1918)
- 12 vs. Southern Illinois (12/22/1999)

■ STEALS

- 22 vs. American-Puerto Rico (12/21/1999)
- 21 vs. North Carolina A&T (12/23/2009)
- 20 vs. Western Carolina (11/30/1998)
- 19 vs. Prairie View A&M (11/16/2007)
- 19 vs. St. Francis (12/17/1982)

■ TURNOVERS FORCED
(SINCE 1977-78)

- 40 vs. American-Puerto Rico (12/21/1999)
- 35 vs. East Carolina (11/20/2009)
- 34 vs. North Carolina A&T (12/23/2009)
- 34 at Chattanooga (12/4/2007)
- 32 vs. UNC Wilmington (11/14/2006)

■ TURNOVERS COMMITTED
(SINCE 1977-78)

- 39 at Memphis State (11/25/1989)
- 37 at LSU (2/23/1991)
- 33 vs. Kentucky (2/25/1997)
- 31 vs. Middle Tennessee (12/10/1999)
- 31 at Fordham (12/29/1978)

■ PERSONAL FOULS

- 38 vs. South Carolina (12/17/1959)
- 35 vs. Kentucky (2/2/1980)
- 35 at Wofford (2/7/1953)
- 34 vs. VCU (11/14/2014)
- 34 at Villanova (12/29/1950)

■ FEWEST POINTS
(SINCE 1944-45)

- 11 (11-6) vs. Temple (12/15/1973)
- 23 (23-14) at Alabama (1/11/1945)
- 24 (24-35) vs. Alabama (3/1/1946)
- 27 (27-48) vs. Oregon State (12/30/1964)
- 30 (30-56) at Marquette (12/5/1972)

■ FEWEST POINTS

(SHOT CLOCK ERA-1985-86 - PRESENT)

- 35 (35-43) at Auburn (1/15/1997)
- 36 (36-37) at Georgetown (11/30/2012)
- 38 (38-56) vs. Alabama (1/10/2015)
- 38 (38-46) at Virginia (12/5/2012)
- 40 (40-74) at Kentucky (1/4/1997)
- 40 (40-101) vs. Kentucky (3/12/1993)

■ FEWEST FIELD GOALS

- 3 vs. Temple (12/15/1973)
- 12 at Marquette (12/5/1972)
- 13 vs. Butler (11/22/2006)
- 13 vs. Kentucky (2/25/1997)
- 13 at Kentucky (2/16/1952)

■ FEWEST FIELD GOAL ATTEMPTS

- 10 vs. Temple (12/15/1973)
- 25 vs. Auburn (2/25/1963)
- 29 at Marquette (12/5/1972)
- 31 vs. East Tennessee State (12/9/1963)
- 32 vs. Ole Miss (1/6/1982)

■ FEWEST FREE THROWS MADE

- 1 vs. Ole Miss (2/5/1986)
- 1 vs. Alabama (1/26/1980)
- 1 vs. St. John's (12/27/1972)
- 2 vs. Xavier (12/16/1978)
- 2 vs. Mississippi State (2/12/1983)
- 2 at Charlotte (12/17/2010)
- 2 vs. Arkansas (3/10/2011)

■ FEWEST

FREE THROWS ATTEMPTED

- 1 vs. Ole Miss (2/5/1986)
- 2 vs. Alabama (1/26/1980)
- 2 vs. St. John's (12/27/1972)
- 4 (7x), last at Texas A&M (2/19/1919)

■ FEWEST REBOUNDS

- 10 vs. Vanderbilt (2/13/1982)
- 10 vs. Mississippi State (2/17/1982)
- 13 at Florida (2/11/1981)
- 13 vs. Temple (12/15/1973)
- 15 vs. Michigan (12/29/1984)

■ FEWEST TURNOVERS COMMITTED (SINCE 1977-78)

- 4 vs. Georgia (3/3/2018)
- 4 vs. Georgia (1/21/1978)
- 5 (14x), last vs. Arkansas (1/6/2021)

■ FEWEST PERSONAL FOULS

- 6 vs. Vanderbilt (2/17/1941)
- 6 vs. Auburn (2/23/1957)
- 7 vs. Presbyterian (11/30/2021)
- 7 vs. Texas A&M-Corpus Christi (12/2/2018)
- 7 vs. Temple (12/15/1973)
- 7 vs. Stanford (12/22/1956)

■ MARGIN OF VICTORY

- +79 (121-42) vs. Mexico (1/24/1966)
- +75 (124-49) vs. UNC Asheville (11/17/2009)
- +69 (109-40) vs. Middle Tenn. (11/20/2007)
- +64 (83-19) vs. Carson-Newman (12/12/1915)
- +61 (80-19) vs. Johnson Bible (1/23/1915)
- +57 (101-44) vs. Ark.-Monticello (11/14/2007)
- +57 (95-38) vs. David Lipscomb (12/1/1954)
- +54 (103-49) vs. Tennessee Tech (12/18/2020)
- +53 (92-39) vs. Sewanee (1/20/1958)
- +50 (99-49) vs. The Citadel (12/17/2003)
- +50 (60-10) vs. Tennessee School for the Deaf (1/4/1910)

■ MARGIN OF DEFEAT

- 61 (40-101) at Kentucky (3/12/1993)
- 55 (40-95) at Kentucky (2/16/1952)
- 54 (22-76) at Washington & Lee (2/17/1911)
- 54 (8-62) at Central Univ. (2/18/1910)
- 49 (14-63) at Auburn (1/20/1928)

■ MARGIN OF SEC VICTORY*

- +47 (102-55) vs. Ole Miss (1/8/1966)
- +46 (96-50) vs. Georgia (1/5/2019)
- +46 (96-50) at Ole Miss (2/8/1965)
- +43 (116-73) vs. Florida (1/11/1979)
- +42 (88-46) vs. Ole Miss (2/3/1968)

* regular season or SEC Tournament

■ MARGIN OF SEC DEFEAT*

- 61 (40-101) at Kentucky (3/12/1993)
- 55 (40-95) at Kentucky (2/16/1952)
- 49 (14-63) at Auburn (1/20/1928)
- 43 (61-104) at Kentucky (3/5/1955)
- 40 (68-108) at Vanderbilt (1/8/1991)
- 40 (50-90) vs. Kentucky (2/17/1996)

* regular season or SEC Tournament

■ MARGIN OF ROAD VICTORY*

- +49 (89-40) at Sewanee (12/7/1957)
- +46 (96-50) at Ole Miss (2/8/1965)
- +40 (54-14) at Georgetown (Ky.) (2/4/1920)
- +37 (98-61) at Lincoln Memorial (12/7/1950)
- +36 (105-69) at Georgia (2/1/1975)

* true road games only



On the night Tennessee clinched a share of the 2018 SEC regular-season championship (March 3, 2018), the Vols tied the program record for fewest turnovers in a game, committing only four during a 66-61 win over Georgia at Thompson-Boling Arena.

OUTLOOK

PLAYERS

STAFF

REVIEW

RESULTS

RECORDS

HONORS

POSTSEASON

VOLMANAC

MEDIA INFO



TEAM RECORDS: SEASON

■ GAMES

1.	37 (31-6)	2018-19
2.	37 (23-14)	2013-14
	37 (28-9)	2009-10
	37 (22-15)	1984-85
5.	36 (31-5)	2007-08

■ WINS

1.	31 (31-6)	2018-19
	31 (31-5)	2007-08
3.	28 (28-9)	2009-10
4.	27 (27-8)	2021-22
5.	26 (26-9)	2017-18
	26 (26-7)	1999-00

■ LOSSES

1.	22 (5-22)	1993-94
	22 (12-22)	1990-91
3.	19 (4-19)	1961-62
4.	17 (13-17)	1992-93
	17 (14-17)	2004-05

■ SEC WINS

1.	16 (16-2)	1976-77
2.	15 (15-3)	2018-19
	15 (15-3)	1966-67
4.	14 (14-4)	2021-22
	14 (14-2)	2007-08
	14 (14-4)	1975-76
	14 (14-4)	1971-72

■ SEC LOSSES

1.	15 (3-15)	1990-91
2.	14 (2-14)	1993-94
3.	13 (5-13)	1985-86

■ POINTS

1.	3035 (37 gms)	2018-19
2.	2946 (36 gms)	2007-08
3.	2831 (35 gms)	2006-07
4.	2759 (37 gms)	1984-85
5.	2720 (37 gms)	2009-10

■ POINTS PER GAME

1.	86.6 (2251/26 gms)	1974-75
2.	85.7 (2399/28 gms)	1976-77
3.	84.0 (2520/30 gms)	1988-89
4.	82.1 (2216/27 gms)	1975-76
5.	82.0 (3035/37 gms)	2018-19

■ FEWEST

POINTS ALLOWED

1.	1391 (25 gms)	1964-65
2.	1399 (24 gms)	1963-64
3.	1447 (22 gms)	1958-59
4.	1499 (26 gms)	1965-66
5.	1511 (28 gms)	1966-67

■ FEWEST POINTS ALLOWED PER GAME

1.	54.0 (1511/28 gms)	1966-67
2.	55.6 (1391/25 gms)	1964-65
3.	57.2 (1663/27 gms)	1996-97
4.	57.6 (1499/26 gms)	1965-66
5.	58.3 (1399/24 gms)	1963-64

■ FIELD GOALS MADE

1.	1106 (1106-2231)	2018-19
2.	1056 (1056-2064)	1984-85
3.	1053 (1053-2002)	1978-79
4.	1035 (1035-2258)	2007-08
5.	991 (991-2174)	2009-10

■ FIELD GOAL ATTEMPTS

1.	2258 (1035-2258)	2007-08
2.	2231 (1106-2231)	2018-19
3.	2189 (981-2189)	2006-07
4.	2174 (991-2174)	2009-10
5.	2116 (890-2116)	2015-16

■ FIELD GOAL PCT.

1.	.542 (792-1462)	1981-82
2.	.535 (984-1839)	1976-77
3.	.528 (927-1756)	1974-75
4.	.521 (1053-2022)	1978-79
5.	.518 (823-1590)	1980-81

■ FEWEST FGs ALLOWED

1.	531 (531-1341)	1958-59
2.	532 (532-1399)	1963-64
3.	548 (548-1456)	1959-60
4.	557 (557-1790)	1996-97
5.	569 (569-1381)	1966-67

■ FG PCT. DEFENSE

1.	.320 (561-1753)	1952-53
2.	.354 (649-1832)	1953-54
3.	.364 (579-1590)	1954-55
4.	.365 (588-1609)	1957-58
5.	.373 (499-1335)	1964-65

■ 3-POINT FGs MADE

1.	327 (327-896)	2006-07
2.	312 (312-875)	2007-08
3.	305 (305-848)	2021-22
4.	273 (273-718)	2017-18
5.	266 (266-736)	1999-00

■ 3-POINT FG ATTEMPTS

1.	896 (327-896)	2006-07
2.	875 (312-875)	2007-08
3.	848 (305-848)	2021-22
4.	767 (251-767)	2015-16
5.	736 (266-736)	1999-00

■ 3-POINT FG PCT.

1.	.3912 (196-501)	1989-90
2.	.3905 (198-507)	1992-93
3.	.389 (75-193)	1986-87
4.	.387 (264-683)	2005-06
5.	.385 (171-444)	1995-96

■ FREE THROWS MADE

1.	647 (647-851)	1984-85
2.	613 (613-852)	2013-14
3.	593 (593-872)	2000-01
4.	588 (588-807)	2016-17
5.	564 (564-856)	2007-08

■ FREE THROW ATTEMPTS

1.	872 (593-872)	2000-01
2.	856 (564-856)	2007-08
3.	852 (613-852)	2013-14
4.	851 (647-851)	1984-85
5.	830 (542-830)	2006-07

■ FREE THROW PCT.

1.	.792 (538-679)	1970-71
2.	.760 (647-851)	1984-85
3.	.758 (450-594)	1986-87
	.758 (450-594)	1971-72
5.	.757 (541-715)	2017-18

■ TOTAL REBOUNDS

1.	1424 (37 games)	2013-14
2.	1391 (37 gms)	2018-19
3.	1358 (36 gms)	2007-08
4.	1353 (37 gms)	2009-10
5.	1316 (34 gms)	2008-09

■ REBOUNDS PER GAME

1.	51.1 (1176/23 gms)	1957-58
2.	49.9 (1149/23 gms)	1959-60
3.	48.9 (1076/22 gms)	1958-59
4.	48.6 (1072/22 gms)	1956-57
5.	48.3 (1207/25 gms)	1964-65

■ REBOUND MARGIN

1.	+16.7	1964-65
2.	+13.4	1957-58
3.	+12.1	1965-66
4.	+9.5	1958-59
5.	+8.5	2013-14

■ TOTAL ASSISTS

1.	661 (37 gms)	2018-19
2.	637 (36 gms)	2007-08
3.	576 (35 gms)	2021-22
4.	554 (34 gms)	2008-09
5.	550 (35 gms)	2017-18

■ ASSISTS PER GAME

1.	18.82 (527/28 gms)	1976-77
2.	17.86 (550/35 gms)	2018-19
3.	17.69 (637/36 gms)	2007-08
4.	17.20 (516/32 gms)	1988-89
5.	17.19 (447/26 gms)	1974-75

■ TURNOVERS

1.	615 (34 gms)	1990-91
2.	545 (33 gms)	1978-79
3.	528 (33 gms)	2000-01
4.	520 (33 gms)	1999-00
5.	507 (27 gms)	1996-97

■ TURNOVERS PER GAME

1.	10.49 (388/37 gms)	2013-14
2.	11.14 (412/37 gms)	2018-19
3.	11.18 (380/34 gms)	2015-16
4.	12.06 (422/35 gms)	2017-18
5.	12.09 (387/32 gms)	2014-15

■ BLOCKED SHOTS

1.	199 (37 gms)	2018-19
2.	193 (33 gms)	1999-00
3.	191 (33 gms)	2000-01
4.	190 (30 gms)	1998-99
5.	174 (31 gms)	2019-20
	174 (30 gms)	1997-98

■ BLOCKS PER GAME

1.	6.33 (190/30 gms)	1998-99
2.	6.00 (174/29 gms)	1997-98
3.	5.85 (193/33 gms)	1999-2000
4.	5.79 (191/33 gms)	2000-01
5.	5.61 (174/31 gms)	2019-20

MULTI-FACETED CAREER ACHIEVEMENTS

■ 1,500 POINTS, 700 REBOUNDS

Player	Years	Pts.	Rebs.
Admiral Schofield	2016-19	1,570	704
Wayne Chism	2007-10	1,608	930
Vincent Yarbrough	1999-02	1,737	862
Dyron Nix	1986-89	1,877	944
Reggie Johnson	1977-80	2,103	920
Bernard King	1975-77	1,962	1,004
Carl Widseth	1953-56	1,683	937

■ 1,000 POINTS, 400 ASSISTS

Player	Years	Pts.	Asts.
C.J. Watson	2003-06	1,424	577
Tony Harris	1998-01	1,588	509
Allan Houston	1990-93	2,801	460

■ 1,000 POINTS, 500 REBOUNDS, 250 ASSISTS

Player	Years	Pts.	Rebs.	Asts.
Vincent Yarbrough	1999-02	1,737	862	293
Allan Houston	1990-93	2,801	517	460

■ 1,000 POINTS, 300 REBOUNDS, 300 ASSISTS

Player	Years	Pts.	Rebs.	Asts.
Lamonté Turner	2016-19	1,086	308	347
C.J. Watson	2003-06	1,424	438	577
Brandon Wharton	1996-99	1,651	392	315
Allan Houston	1990-93	2,801	517	460
Fred Jenkins	1984-87	1,139	377	388

■ 1,000 POINTS, 300 ASSISTS, 150 STEALS

Player	Years	Pts.	Asts.	Stls.
C.J. Watson	2003-06	1,424	577	198
Brandon Wharton	1996-99	1,651	315	150
Fred Jenkins	1984-87	1,139	388	183

■ 1,000 POINTS, 500 REBOUNDS, 125 BLOCKS

Player	Years	Pts.	Rebs.	Blks.
Grant Williams	2016-19	1,629	678	160
Wayne Chism	2007-10	1,608	930	152
Vincent Yarbrough	1999-02	1,737	862	131
Isiah Victor	1998-01	1,304	799	140
C.J. Black	1997-00	1,261	703	212
Dyron Nix	1986-89	1,877	944	142

■ 100 BLOCKS, 100 STEALS

Player	Years	Blks.	Stls.
John Fulkerson	2016-22*	116	104
Armani Moore	2013-16	131	117
Wayne Chism	2007-10	152	121
Vincent Yarbrough	1999-02	131	211
Isiah Victor	1998-01	140	104
C.J. Black	1997-00	212	102
Dyron Nix	1986-89	142	138
Rob Jones	1983-86	112	115

*received an extra year of eligibility (COVID)

■ AVERAGED 20.0 PPG FOUR TIMES

Player	Years	Fr.	So.	Jr.	Sr.
Allan Houston	1990-93	20.3	23.7	21.1	22.3

■ AVERAGED 20.0 PPG THREE TIMES

Player	Years	Yr. 1	Yr. 2	Yr. 3
Ernie Grunfeld	1974-77	23.8	25.3	22.8
Bernard King	1975-77	26.4	25.2	25.8

■ AVERAGED 10.0 PPG FOUR TIMES

Player	Years	Fr.	So.	Jr.	Sr.
Chris Lofton	2005-08	13.2	17.2	20.8	15.5
Tony Harris	1998-2001	14.2	12.4	14.6	11.4
Brandon Wharton	1996-99	12.6	16.8	15.2	13.0
Allan Houston	1990-93	20.3	23.7	21.1	22.3
Fred Jenkins	1984-87	10.1	10.1	10.4	11.0
Reggie Johnson	1976-80	11.0	21.2	21.2	19.4
Ernie Grunfeld	1974-77	17.4	23.8	25.3	22.8
Carl Widseth	1953-56	15.3	19.2	19.9	21.8

■ AVERAGED A DOUBLE-DOUBLE

Player	Years	PPG	RPG
Bernard King	1975-77	25.8	13.2
Austin "Red" Robbins	1965-66	14.0	10.9
Dalen Showalter	1958-60	13.1	10.3
Gene Tormohlen	1957-59	15.5	16.9
Carl Widseth	1954-56	19.1	10.6

■ AVERAGED 10.0 PPG, 5.0 RPG, 2.0 APG

Player	Years	PPG	RPG	APG
Grant Williams	2016-19	15.7	6.5	2.1
Tyler Smith	2007-10	14.9	6.0	3.4
Vincent Yarbrough	1999-02	13.7	6.8	2.3
Ernie Grunfeld	1974-77	22.3	6.6	2.4
Bernard King	1975-77	25.8	13.2	2.1

■ FOUR SEASONS WITH 300 POINTS

Player	Years	Fr.	So.	Jr.	Sr.
Wayne Chism	2007-10	317	357	467	467
Chris Lofton	2005-08	410	517	645	559
Tony Harris	1998-01	384	371	481	352
Brandon Wharton	1996-99	366	454	441	390
Allan Houston	1990-93	609	806	717	669
Tony White	1984-87	313	573	622	711
Reggie Johnson	1976-80	308	573	698	524
Ernie Grunfeld	1974-77	453	475	683	638
Carl Widseth	1953-56	322	422	417	522

■ MULTIPLE 500-POINT SEASONS

Player	Years	Fr.	So.	Jr.	Sr.
Grant Williams	2016-19	-	531	696	-
Jordan McRae	2011-14	-	-	518	692
Chris Lofton	2005-08	-	517	645	559
JaJuan Smith	2005-08	-	-	533	519
Allan Houston	1990-93	609	806	717	669
Dyron Nix	1986-89	-	-	644	649
Tony White	1984-87	-	573	622	711
Dale Ellis	1980-83	-	513	635	724
Reggie Johnson	1976-80	-	573	698	524
Ernie Grunfeld	1974-77	-	-	683	638
Bernard King	1975-77	661	629	672	-

MULTI-FACETED SINGLE-SEASON ACHIEVEMENTS

■ 400 POINTS, 100 ASSISTS

Player	Year	Pts.	Asts.
Kennedy Chandler	2021-22	473	161
Santiago Vescovi	2021-22	465	111
Jordan Bone	2018-19	498	215
Grant Williams	2018-19	696	117
Armani Moore	2015-16	403	134
Josh Richardson	2014-15	513	115
Trae Golden	2011-12	462	154
Tyler Smith	2008-09	590	114
Tyler Smith	2007-08	489	122
C.J. Watson	2005-06	458	117
Tony Harris	1999-2000	481	134
Allan Houston	1991-92	717	110
Allan Houston	1990-91	806	131
Lang Wiseman	1990-91	434	104
Allan Houston	1989-90	609	127
Michael Brooks	1984-85	630	132
Terry Crosby	1978-79	450	101
Jimmy England	1970-71	577	146

■ 400 POINTS, 100 REBOUNDS, 100 ASSISTS

Player	Year	Pts.	Rebs.	Asts.
Kennedy Chandler	2021-22	473	110	161
Santiago Vescovi	2021-22	465	154	111
Jordan Bone	2018-19	498	118	215
Grant Williams	2018-19	696	278	117
Armani Moore	2015-16	403	251	134
Josh Richardson	2014-15	513	143	115
Trae Golden	2011-12	462	102	154
Tyler Smith	2008-09	590	196	114
Tyler Smith	2007-08	489	242	122
Allan Houston	1991-92	717	180	110
Allan Houston	1990-91	806	104	131
Lang Wiseman	1990-91	434	100	104
Terry Crosby	1978-79	450	130	101
Jimmy England	1970-71	577	111	146

■ 500 POINTS, 300 REBOUNDS

Player	Year	Pts.	Rebs.
Jamell Stokes	2013-14	558	392
Bernard King	1976-77	672	371
Bernard King	1975-76	629	325
Bernard King	1974-75	661	308

■ 40 BLOCKS, 40 STEALS

Player	Year	Blks.	Stls.
Grant Williams	2018-19	55	42
Wayne Chism	2009-10	48	41
Dyron Nix	1988-89	40	51
Rob Jones	1984-85	47	40

■ AVERAGED A DOUBLE-DOUBLE

Player	Year	PPG	RPG
Jamell Stokes	2013-14	15.1	10.6
Ian Lockhart	1989-90	13.1	10.9
Dyron Nix	1986-87	14.1	10.1
Bernard King	1976-77	25.8	14.3
Bernard King	1975-76	25.2	13.0
Bernard King	1974-75	26.4	12.3
Don Johnson	1970-71	18.8	10.4
Tom Boerwinkle	1967-68	15.2	11.3
Tom Boerwinkle	1966-67	12.0	10.2
Austin "Red" Robbins	1965-66	17.1	12.6
Gene Tormohlen	1958-59	17.8	17.7
Dalen Showalter	1957-58	12.1	11.7
Gene Tormohlen	1957-58	16.2	16.7
Gene Tormohlen	1956-57	12.5	16.2
Carl Widseth	1955-56	21.8	12.2
Carl Widseth	1954-55	19.9	11.2
Carl Widseth	1953-54	19.2	11.1

■ AVERAGED 10.0 PPG, 4.0 RPG, 3.0 APG

Player	Year	PPG	RPG	APG
Santiago Vescovi	2021-22	13.3	4.4	3.2
Grant Williams	2018-19	18.8	7.5	3.2
Armani Moore	2015-16	12.2	7.6	4.1
Josh Richardson	2014-15	16.0	4.5	3.6
Tyler Smith*	2009-10	11.7	4.7	3.7
Tyler Smith	2008-09	11.4	5.8	3.4
Tyler Smith	2007-08	13.6	6.7	3.4
C.J. Watson	2003-04	11.5	4.2	5.0
Allan Houston	1992-93	22.3	4.8	3.1
Allan Houston	1991-92	21.1	5.3	3.2
Terry Crosby	1978-79	14.1	4.1	3.2
Bernard King	1976-77	25.8	14.3	3.2
Jimmy England	1970-71	20.6	4.0	5.2

*Smith only played 12 games during the 2009-10 season

■ AVERAGED 10.0 PPG, 5.0 APG

Player	Year	PPG	APG
Lamonté Turner*	2019-20	12.3	7.1
Jordan Bone	2018-19	13.5	5.8
C.J. Watson	2004-05	11.9	5.0
C.J. Watson	2003-04	11.5	5.0
Fred Jenkins	1986-87	11.0	5.3
Johnny Darden	1977-78	10.5	8.4
Jimmy England	1970-71	20.6	5.2

*Turner only played 11 games during the 2019-20 season

OUTLOOK

PLAYERS

STAFF

REVIEW

RESULTS

RECORDS

HONORS

POSTSEASON

VOLMANAC

MEDIA INFO



SCORING

POINTS SCORED

■ GAME

1. 51 Tony White vs. Auburn (2/14/1987)
2. 50 Ron Widby vs. LSU (3/4/1967)
3. 49 Tony White at Florida State (12/30/1986)
4. 47 Carl Widseth at Auburn (2/25/1956)
5. 43 Grant Williams at Vanderbilt (1/23/2019)
- 43 Allan Houston vs. LSU (2/10/1990)
- 43 Ernie Grunfeld at Kentucky (1/10/1976)
- 43 Bernard King vs. Florida (1/17/1976)
- 43 Reggie Johnson vs. Florida (2/6/1980)
- 42 Bernard King at Georgia (2/1/1975)
- 42 Bernard King vs. UW-Milwaukee (1/30/1974)
- 42 Bernard King at Georgia (2/26/1977)
- 42 Lum Reeder vs. Maryville (1/17/1914)
- 41 Bernard King vs. Vermont (12/30/1974)
- 40 Dyron Nix vs. Tenn. Tech (11/25/1988)
- 39 Bernard King vs. Army (12/19/1975)
- 39 Dale Ellis vs. Oklahoma City (12/22/1982)
- 39 Tony White vs. Southern Cal (12/27/1986)
19. 38 Ron Slay vs. New Mexico (1/4/2003)
- 38 Dyron Nix vs. Alabama (3/2/1988)
- 38 Dale Ellis at Alabama (1/30/1982)
22. 37 Grant Williams at Vanderbilt (1/9/2018)
- 37 Allan Houston at Oregon St. (12/22/1990)
- 37 Allan Houston at Ole Miss (2/14/1990)
- 37 Ernie Grunfeld vs. South Florida (11/23/1976)
- 37 Ernie Grunfeld vs. Georgia (3/6/1976)
- 37 Bernard King vs. Tulane (12/29/1975)
- 37 Bernard King vs. Alabama (1/31/1976)
- 37 Bernard King at Ole Miss (2/10/1975)
- 37 Ernie Grunfeld vs. Miss. State (2/24/1975)
31. 36 Kevin Punter Jr. vs. South Carolina (1/23/2016)
- 36 Allan Houston vs. Georgia (3/6/1993)
- 36 Allan Houston vs. Kentucky (1/21/1992)
- 36 Allan Houston vs. Wichita State (12/27/1990)
- 36 Reggie Johnson vs. Georgia (2/10/1979)
- 36 Bernard King vs. Kentucky (3/5/1977)
- 36 Ernie Grunfeld vs. Pennsylvania (12/28/1975)
- 36 Ernie Grunfeld vs. Tulane (12/29/1975)
- 36 Ernie Grunfeld vs. VMI (3/13/1976)
- 36 Ernie Grunfeld vs. Ole Miss (1/11/1974)
- 36 Mike Edwards vs. UC-Irvine (12/1/1971)
42. 35 Jordan McRae at Georgia (3/2/2013)
- 35 Chris Lofton vs. Texas (12/23/2006)
- 35 Tony White vs. Ole Miss (1/31/1987)
- 35 Dale Ellis vs. Auburn (2/22/1983)
- 35 Bernard King vs. Ole Miss (2/14/1977)
- 35 Bill Justus vs. Georgia (1/11/1969)
- 35 Ron Widby at Miss. State (3/6/1967)
- 35 Austin "Red" Robbins vs. Georgia (2/7/1966)
- 35 Danny Schultz at Vanderbilt (12/15/1964)
51. 34 Jordan McRae vs. Arkansas (1/22/2014)
- 34 Jordan McRae vs. LSU (2/19/2013)
- 34 Chris Lofton vs. Memphis (12/6/2006)
- 34 Isiah Victor at Auburn (1/6/2001)
- 34 Greg Bell vs. New Mexico (12/5/1989)
- 34 Allan Houston at LSU (1/8/1990)
- 34 Tony White vs. Texas A&M (12/7/1985)
- 34 Tony White vs. LSU (1/11/1986)
- 34 Tony White vs. Auburn (2/8/1986)
- 34 Michael Brooks vs. Kentucky (1/27/1985)
- 34 Howard Wood vs. Iowa (12/20/1977)
- 34 Bernard King vs. Michigan (12/7/1974)
- 34 Bill Justus vs. Ohio (3/17/1969)
- 34 Tommy Wilson vs. Kentucky (1/15/1962)
- 34 Ed Weiner vs. Florida (2/5/1955)
66. 33 Chris Lofton at Georgia (2/11/2006)
- 33 Scooter McFadgon vs. Kentucky (1/20/2004)
- 33 Ron Slay vs. Georgia (2/8/2003)
- 33 Allan Houston vs. Middle Tenn. (12/5/1991)
- 33 Allan Houston vs. UAB (3/18/1992)
- 33 Allan Houston at Auburn (2/19/1991)
- 33 Dyron Nix vs. Mississippi State (2/8/1989)
- 33 Dale Ellis vs. LSU (3/11/1983)
- 33 Howard Wood vs. Alabama (12/19/1979)
- 33 Mike Jackson vs. Seton Hall (12/11/1976)
- 33 Ernie Grunfeld at LSU (1/15/1977)
- 33 Bernard King at LSU (1/26/1976)
- 33 Bernard King at Mississippi State (3/1/1976)
- 33 Bernard King vs. Georgia (2/8/1975)
80. 32 Trae Golden at Texas A&M (2/23/2013)
- 32 Jeronne Maymon vs. Memphis (11/22/2011)
- 32 Scotty Hopson vs. Georgia (2/19/2011)
- 32 JaJuan Smith vs. Arkansas (2/13/2008)
- 32 JaJuan Smith vs. Middle Tenn. (11/20/07)
- 32 Chris Lofton vs. Western Ky. (12/16/2006)
- 32 Corey Allen vs. LSU (3/13/1992)
- 32 Allan Houston at NC State (1/27/1992)
- 32 Allan Houston vs. LSU (1/22/1991)
- 32 Lang Wiseman vs. LSU (1/22/1991)
- 32 Dyron Nix vs. UT-Chattanooga (12/3/1988)
- 32 Tony White vs. Kentucky (1/10/1987)
- 32 Tony White vs. Vanderbilt (2/4/1987)
- 32 Tony White vs. Georgia (2/28/1987)
- 32 Terry Crosby at Alabama (2/11/1978)
- 32 Reggie Johnson at Auburn (3/5/1978)
- 32 Bernard King vs. Xavier (12/21/1976)
- 32 Bernard King vs. Auburn (1/8/1977)
- 32 Ernie Grunfeld vs. Georgia (2/1/1977)
- 32 Ernie Grunfeld vs. Kentucky (2/7/1976)
- 32 Bernard King vs. Missouri (12/21/1974)
- 32 Don Johnson at Vanderbilt (3/1/1971)
- 32 A.W. Davis at Georgia (1/18/1965)
- 32 Danny Schultz at Va. Tech (12/21/1963)
- 32 Danny Schultz vs. Duke (1/25/1964)
- 32 Bill Jarvis vs. South Carolina (12/21/1954)
- 32 Carl Widseth vs. Kentucky (1/23/1954)
107. 31 Grant Williams vs. Louisiana (11/9/2018)
- 31 Kevin Punter Jr. at Auburn (1/2/2016)
- 31 Kevin Punter Jr. vs. UNC Asheville (11/13/2016)
- 31 Jordan McRae at Missouri (2/15/2014)
- 31 Chris Lofton at Arkansas (2/24/2007)
- 31 Chris Lofton at La.-Lafayette (11/27/2006)
- 31 Chris Lofton at Kentucky (2/7/2006)
- 31 Scooter McFadgon vs. Georgia (1/7/2004)
- 31 Scooter McFadgon vs. Wofford (11/21/2003)
- 31 Ron Slay vs. Gardner Webb (11/22/2002)
- 31 Steve Hamer vs. Alabama (3/7/1996)
- 31 Allan Houston at Kentucky (1/9/1993)
- 31 Allan Houston vs. S. Carolina (1/6/1993)
- 31 Allan Houston vs. Tenn. Tech (12/3/1992)
- 31 Allan Houston at Ole Miss (1/26/1991)
- 31 Allan Houston vs. Fordham (12/29/1989)
- 31 Greg Bell vs. LSU (2/10/1990)
- 31 Allan Houston at Vanderbilt (3/19/1990)
- 31 Allan Houston at Alabama (2/24/1990)
- 31 Dyron Nix vs. Ole Miss (2/15/1989)
- 31 Dyron Nix at Ole Miss (2/6/1988)
- 31 Dyron Nix at Vanderbilt (2/10/1988)
- 31 Tony White vs. LSU (1/8/1987)
- 31 Tony White at Vanderbilt (1/15/1986)
- 31 Dale Ellis at Kentucky (2/27/1983)
- 31 Dale Ellis vs. Ole Miss (3/5/1981)
- 31 Howard Wood vs. Arizona St. (12/15/1979)
- 31 Reggie Johnson vs. Alabama (1/6/1979)
- 31 Reggie Johnson vs. Auburn (2/7/1979)
- 31 Reggie Johnson vs. San Francisco (12/2/1977)
- 31 Bernard King vs. LaSalle (12/17/1976)
- 31 Bernard King vs. Florida (1/10/1977)
- 31 Bernard King at LSU (1/15/1977)
- 31 Bernard King vs. UCLA (1/30/1977)
- 31 Len Kosmalski vs. South Florida (12/10/1973)
- 31 Ron Widby vs. Furman (1/3/1967)
- 31 Ron Widby at LSU (2/6/1967)
- 31 Orb Bowling vs. Vanderbilt (1/6/1962)
- 31 Leon Ammerman vs. Kentucky (1/19/1957)
- 31 Herman Thompson vs. Colgate (12/21/1955)
- 31 Herman Thompson at Alabama (2/27/1956)
- 31 Carl Widseth vs. Georgia (2/25/1953)
149. 30 Jaden Springer vs. Georgia (2/10/2021)
- 30 Admiral Schofield vs. Gonzaga (12/9/2018)
- 30 Grant Williams vs. Georgia (2/11/2017)
- 30 Grant Williams vs. Lipscomb (12/15/2016)
- 30 Josh Richardson vs. Miss. State (2/3/2015)
- 30 Wayne Chism vs. S. Carolina (2/6/2010)
- 30 Tyler Smith vs. Vanderbilt (2/14/2009)
- 30 Chris Lofton vs. Fordham (11/13/2006)
- 30 Chris Lofton at Arkansas (2/26/2005)
- 30 Marcus Haislip at Alabama (2/16/2002)
- 30 Steve Hamer vs. Vanderbilt (2/24/1996)
- 30 Steve Hamer vs. Auburn (1/3/1996)
- 30 Allan Houston vs. Furman (12/30/1991)
- 30 Allan Houston vs. Vanderbilt (2/9/1991)
- 30 Allan Houston at Georgia (1/27/1990)
- 30 Allan Houston at Auburn (2/3/1990)
- 30 Dyron Nix vs. Ole Miss (1/6/1988)
- 30 Tony White vs. Vanderbilt (3/5/1987)
- 30 Tony White vs. Georgia (1/30/1986)
- 30 Tony White vs. Florida (2/5/1985)
- 30 Michael Brooks vs. Florida (2/5/1985)
- 30 Anthony Richardson vs. Louisville (3/29/1985)
- 30 Tony White vs. Florida (3/8/1984)
- 30 Dale Ellis vs. New Orleans (12/11/1982)
- 30 Dale Ellis vs. Vanderbilt (1/29/1983)
- 30 Dale Ellis vs. Florida (2/19/1983)
- 30 Gary Carter vs. Florida (1/14/1981)
- 30 Mike Jackson at LSU (1/15/1977)
- 30 Ernie Grunfeld vs. Ole Miss (2/21/1976)
- 30 Bernard King vs. Ole Miss (2/17/1976)
- 30 Bernard King vs. Navy (12/13/1974)
- 30 Bernard King at Alabama (1/6/1975)
- 30 Bernard King at Mississippi State (1/25/1975)
- 30 John Snow vs. Georgia (2/2/1974)
- 30 Mike Edwards vs. Mississippi State (1/8/1972)
- 30 Len Kosmalski at Kentucky (1/22/1972)
- 30 Mike Edwards at Vanderbilt (1/27/1972)
- 30 Jimmy England vs. LSU (2/23/1970)
- 30 Carl Widseth vs. Boston (12/19/1955)
- 30 Ed Weiner vs. Washington & Lee (12/4/1954)
- 30 Carl Widseth at Ole Miss (2/14/1955)
- 30 Ed Weiner vs. Mississippi State (2/13/1954)
- 30 Ed Weiner vs. Ole Miss (2/15/1954)
- 30 Ed Weiner at Vanderbilt (12/30/1952)

NOTE: Each of Tennessee's 191 30-point performances are listed.

SEASON

- 806 Allan Houston (34 games) - 1990-91
- 724 Dale Ellis (32 games) - 1982-83
- 717 Allan Houston (34 games) - 1991-92
- 711 Tony White (29 games) - 1986-87
- 698 Reggie Johnson (33 games) - 1978-79
- 696 Grant Williams (37 games) - 2018-19
- 692 Jordan McRae (37 games) - 2013-14
- 683 Ernie Grunfeld (27 games) - 1975-76
- 672 Bernard King (26 games) - 1976-77
- 669 Allan Houston (30 games) - 1992-93
- 661 Bernard King (25 games) - 1974-75
- 649 Dyron Nix (30 games) - 1988-89
- 645 Chris Lofton (31 games) - 2006-07
- 644 Dyron Nix (29 games) - 1987-88
- 638 Ernie Grunfeld (28 games) - 1976-77

CAREER

- 2801 Allan Houston (128 games) - 1989-93
- 2249 Ernie Grunfeld (101 games) - 1973-77
- 2219 Tony White (127 games) - 1983-87
- 2131 Chris Lofton (128 games) - 2004-08
- 2103 Reggie Johnson (115 games) - 1976-80
- 2065 Dale Ellis (118 games) - 1979-83
- 1962 Bernard King (76 games) - 1974-77
- 1877 Dyron Nix (113 games) - 1985-89
- 1737 Vincent Yarbrough (127 games) - 1998-02
- 1683 Carl Widseth (88 games) - 1952-56
- 1651 Brandon Wharton (115 games) - 1995-99
- 1629 Grant Williams (104 games) - 2016-19
- 1608 Wayne Chism (142 games) - 2006-10
- 1600 Michael Brooks (127 games) - 1980-83, 84-85
- 1588 Tony Harris (121 games) - 1997-01

SCORING AVERAGE

SEASON

- 26.4 Bernard King (661/25 games) - 1974-75
- 25.8 Bernard King (672/26 games) - 1976-77
- 25.3 Ernie Grunfeld (683/27 games) - 1975-76
- 25.2 Bernard King (629/25 games) - 1975-76
- 24.5 Tony White (711/29 games) - 1986-87
- 23.8 Ernie Grunfeld (475/20 games) - 1974-75
- 23.7 Allan Houston (806/34 games) - 1990-91
- 22.8 Ernie Grunfeld (638/28 games) - 1976-77
- 22.6 Dale Ellis (724/32 games) - 1982-83
- 22.3 Allan Houston (669/30 games) - 1992-93
- 22.214 Tony White (622/28 games) - 1985-86
- 22.207 Dyron Nix (644/29 games) - 1987-88
- 22.192 Kevin Punter Jr. (577/26 games) - 2015-16
- 22.1 Ron Widby (619/28 games) - 1966-67
- 21.8 Carl Widseth (522/24 games) - 1955-56

CAREER

- 25.8 Bernard King (1962/76 games) - 1974-77
- 22.3 Ernie Grunfeld (2249/101 games) - 1973-77
- 21.9 Allan Houston (2801/128 games) - 1989-93
- 19.1 Carl Widseth (1683/88 games) - 1952-56
- 18.3 Reggie Johnson (2103/115 games) - 1976-80
- 18.1 Ron Widby (1432/79 games) - 1964-67
- 17.7 Len Kosmalski (1202/68 games) - 1971-74
- 17.6 Scooter McFadgon (865/28 games) - 2003-04
- 17.5 Dale Ellis (2065/118 games) - 1979-83
- 17.47 Tony White (2219/127 games) - 1983-87
- 17.44 Mike Edwards (1343/77 games) - 1970-73
- 17.37 Jimmy England (1407/81 games) - 1968-71
- 17.25 A.W. Davis (1225/71 games) - 1962-65
- 17.16 Danny Schultz (772/45 games) - 1962-64
- 17.09 Chris Lofton (1572/92 games) - 2004-07

MOST POINTS SCORED

BY CLASS

- Freshman - 661, Bernard King (25 games) - 1974-75
- Sophomore - 806, Allan Houston (34 games) - 1990-91
- Junior - 717, Allan Houston (34 games) - 1991-92
- Senior - 724, Dale Ellis (32 games) - 1982-83

BY CAREER

- 4-Year Career - 2801, Allan Houston (128 games) - 1989-93
- 3-Year Career - 1962, Bernard King (76 games) - 1974-77
- 2-Year Career - 905, Kevin Punter Jr. (58 games) - 2014-16
- 1-Year Career - 521, Tobias Harris (34 games) - 2010-11

OFF THE BENCH (GAME)

- 33 Scooter McFadgon vs. Kentucky (1/20/2004)
- 33 Howard Wood vs. Alabama (12/19/1979)
- 32 Corey Allen vs. LSU (3/13/1992)
- 31 Howard Wood vs. Arizona State (12/15/1979)
- 29 Carlus Groves vs. Auburn (1/25/1992)
- 29 Greg Bell vs. Florida State (12/19/1987)
- 28 Tony White vs. Mississippi State (2/23/1985)
- 27 Tony White vs. Georgia (3/2/1985)
- 26 Jordan McRae vs. Memphis (1/4/2013)
- 26 Lang Wiseman at South Carolina (2/10/1993)
- 26 Howard Wood vs. Minnesota (12/17/1979)

CONSECUTIVELY

- 18 Yemi Makanjuola vs. The Citadel (12/29/2011)
- *18 Reggie Johnson vs. Ole Miss (1/27/1979)
- 15 Wayne Chism vs. South Carolina (2/6/2010)
- 15 Tony White vs. SW Louisiana (3/20/1985)
- 14 Admiral Schofield vs. Arkansas (1/15/2019)
- 14 Cameron Tatum vs. Gonzaga (1/7/2009)
- 14 Isiah Victor at Florida (1/18/2000)
- 14 Ernie Grunfeld vs. Florida (1/17/1976)
- 14 A.W. Davis at ETSU (12/9/1963)
- 13 Detrick Mostella at ETSU (12/22/2016)
- 13 Brandon Wharton vs. Auburn (3/6/1997)

* Tennessee's first 18 points of the game



Allan Houston owns Tennessee's records for points scored in a single season (806 in 1990-91) and in a career (2,801 from 1989-93).

OUTLOOK

PLAYERS

STAFF

REVIEW

RESULTS

RECORDS

HONORS

POSTSEASON

VOLMANAC

MEDIA INFO



SCORING (cont.)

SCORING AVERAGE

■ BY CLASS

Freshman - 26.4, Bernard King (25 games) - 1974-75
 Sophomore - 25.2, Bernard King (25 games) - 1975-76
 Junior - 25.8, Bernard King (26 games) - 1976-77
 Senior - 24.5, Tony White (29 games) - 1986-87

■ BY CAREER

4-Year Career - 22.3, Ernie Grunfeld (101 games) - 1973-77
 3-Year Career - 25.8, Bernard King (76 games) - 1974-77
 2-Year Career - 17.2, Danny Schultz (45 games) - 1962-64
 1-Year Career - 15.3, Tobias Harris (34 games) - 2010-11

MISCELLANEOUS

■ MOST POINTS IN A FRESHMAN DEBUT

- 42 Bernard King vs. Wis.-Milwaukee (11/30/1974)
- 29 Ed Gray vs. UT Martin (11/26/1993)
- 28 Ernie Grunfeld vs. North Texas State (11/30/1973)
- 24 Dan Federmann vs. Rollins (11/29/1980)
- 23 Cornelius Jackson vs. Morehead State (11/24/1996)

■ MOST POINTS IN A TENNESSEE DEBUT

- 42 Bernard King vs. Wis.-Milwaukee (11/30/1974)
- 31 Scooter McFadgon vs. Wofford (11/21/2003)
- 29 Ed Gray vs. UT-Martin (11/26/1993)
- 28 Ernie Grunfeld vs. North Texas State (11/30/1973)
- 24 Dan Federmann vs. Rollins (11/29/1980)

■ MOST CAREER 30-POINT GAMES

- 26 Bernard King (76 games) - 1974-77
- 23 Allan Houston (128 games) - 1989-93
- 16 Tony White (127 games) - 1983-87
- 12 Ernie Grunfeld (101 games) - 1973-77
- 9 Chris Lofton (128 games) - 2004-08
- 9 Dale Ellis (118 games) - 1979-83
- 8 Dyron Nix (113 games) - 1985-89
- 8 Reggie Johnson (115 games) - 1976-80
- 9 Grant Williams (104 games) - 2016-19
- 5 Ed Weiner (73 games) - 1951-55
- 5 Carl Widseth (88 games) - 1952-56
- 4 Jordan McRae (114 games) - 2010-14
- 4 Ron Widby (79 games) - 1964-67
- 3 By six (Hamer, M. Edwards, McFadgon, Punter Jr., Slay and Woods)

■ TWO 30-POINT SCORERS IN SAME GAME

Allan Houston (32) and Lang Wiseman (32) vs. LSU (1/22/1991)
 Allan Houston (43) and Greg Bell (31) vs. LSU (2/10/1990)
 Tony White (30) and Michael Brooks (30) vs. Florida (2/5/1985)
 Bernard King (37) and Ernie Grunfeld (36) vs. Tulane (12/29/1975)
 Ernie Grunfeld (30) and Bernard King (30) vs. Ole Miss (2/21/1976)

■ THREE 30-POINT SCORERS IN SAME GAME

Ernie Grunfeld (33), Bernard King (31) and Mike Jackson (30) at LSU (1/15/1977)

■ MOST CAREER 40-POINT GAMES

- 5 Bernard King (76 games) - 1974-77
- 2 Tony White (127 games) - 1983-87
- 1 Eight players
 (Grunfeld, Houston, R. Johnson, Nix, Reeder, Widby, Widseth, Williams)

YEAR-BY-YEAR LEADERS

Year	Player	G	Pts	Avg	Year	Player	G	Pts	Avg	Year	Player	G	Pts	Avg
1951	Bob Garrison	22	290	13.2	1976	Ernie Grunfeld	27	683	25.3	2001	Vincent Yarbrough	33	459	13.9
1952	Herb Neff	20	282	14.1	1977	Bernard King	26	672	25.8	2002	Vincent Yarbrough	31	560	18.1
1953	Ed Wiener	21	361	17.1	1978	Reggie Johnson	27	573	21.2	2003	Ron Slay	29	616	21.1
1954	Carl Widseth	22	422	19.2	1979	Reggie Johnson	33	698	21.2	2004	Scooter McFadgon	28	493	17.6
1955	Carl Widseth	21	417	19.9	1980	Reggie Johnson	27	524	19.4	2005	Scooter McFadgon	26	372	14.3
1956	Carl Widseth	24	522	21.8	1981	Dale Ellis	29	513	17.7	2006	Chris Lofton	30	517	17.2
1957	Herman Thompson	22	420	19.1	1982	Dale Ellis	30	635	21.2	2007	Chris Lofton	31	645	20.8
1958	Gene Tormohlen	23	372	16.2	1983	Dale Ellis	32	724	22.6	2008	Chris Lofton	36	559	15.5
1959	Gene Tormohlen	21	373	17.8	1984	Willie Burton	35	472	13.5	2009	Tyler Smith	34	590	17.4
1960	Dalen Showalter	23	338	14.7	1985	Michael Brooks	37	630	17.0	2010	Wayne Chism	37	467	12.6
1961	Bobby Carter	25	361	14.4	1986	Tony White	28	622	22.2	2011	Scotty Hopson	32	543	17.0
1962	Tommy Wilson	23	342	14.9	1987	Tony White	29	711	24.5	2012	Trae Golden	34	462	13.6
1963	Danny Schultz	21	333	15.9	1988	Dyron Nix	29	644	22.2	2013	Jordan McRae	33	518	15.7
1964	Danny Schultz	24	439	18.3	1989	Dyron Nix	30	649	21.6	2014	Jordan McRae	37	692	18.7
1965	A.W. Davis	24	470	19.6	1990	Allan Houston	30	609	20.3	2015	Josh Richardson	32	513	16.0
1966	Ron Widby	26	451	17.3	1991	Allan Houston	34	806	23.7	2016	Kevin Punter Jr.	26	577	22.2
1967	Ron Widby	28	619	22.1	1992	Allan Houston	34	717	21.1	2017	Robert Hubbs III	32	437	13.7
1968	Bill Justus	26	467	18.0	1993	Allan Houston	30	669	22.3	2018	Grant Williams	35	531	15.2
1969	Bill Justus	28	455	16.3	1994	Ed Gray	27	404	15.0	2019	Grant Williams	37	696	18.8
1970	Jimmy England	25	485	19.4	1995	Steve Hamer	25	374	15.0	2020	John Fulkerson	31	426	13.7
1971	Jimmy England	28	577	20.6	1996	Steve Hamer	29	529	18.2	2021	Jaden Springer	25	313	12.5
1972	Len Kosmalski	25	488	19.5	1997	Brandon Wharton	27	454	16.8	2022	Kennedy Chandler	34	473	13.9
1973	Len Kosmalski	17	289	17.0	1998	Brandon Wharton	29	441	15.2					
1974	Ernie Grunfeld	25	453	17.4	1999	Brandon Wharton	30	390	13.0					
1975	Bernard King	25	661	26.4	2000	Vincent Yarbrough	33	489	14.8					

REBOUNDING

REBOUNDS *(All 17-rebound performances are listed)*

■ GAME

1. 36 Herb Neff vs. Georgia Tech (1/26/1952)
2. 31 Gene Tormohlen at Ole Miss (2/11/1957)
3. 28 Gene Tormohlen vs. Michigan (12/5/1958)
4. 27 Gene Tormohlen vs. Arizona (12/28/1956)
- 27 Herb Neff vs. Mississippi State (2/23/1952)
6. 26 Gene Tormohlen vs. Georgia Tech (1/24/1959)
7. 25 Gene Tormohlen vs. Wyoming (12/2/1958)
- 25 Gene Tormohlen vs. Wyoming (12/6/1958)
- 25 Gene Tormohlen vs. Vanderbilt (1/3/1959)
10. 24 Gene Tormohlen at Florida (2/3/1958)
11. 23 Bernard King vs. Biscayne (11/29/1975)
- 23 Austin "Red" Robbins at Ole Miss (2/8/1965)
- 23 Gene Tormohlen at Tulane (1/10/1959)
- 23 Gene Tormohlen at Ole Miss (2/9/1959)
- 23 Gene Tormohlen vs. Louisiana Tech (12/20/1957)
- 23 Gene Tormohlen at Georgia Tech (1/25/1958)
- 23 Gene Tormohlen at Vanderbilt (2/15/1958)
- 23 Gene Tormohlen at Auburn (2/21/1958)
19. 22 Bernard King vs. Tulane (12/29/1975)
- 22 Howard Bayne vs. LSU (1/31/1966)
- 22 Gene Tormohlen at Vanderbilt (2/14/1959)
- 22 Gene Tormohlen at Vanderbilt (2/16/1957)
- 22 Herb Neff vs. Tulane (1/7/1952)
24. 21 Steve Hamer vs. Alabama (3/7/1996)
- 21 Tom Boerwinkle vs. Ole Miss (2/3/1968)
- 21 Tom Boerwinkle at LSU (2/5/1968)
- 21 Sid Elliott vs. Xavier (12/23/1961)
- 21 Gene Tormohlen vs. LSU (12/21/1957)
- 21 Dalen Showalter vs. LSU (12/21/1957)
- 21 Gene Tormohlen vs. Mississippi State (2/8/1958)
- 21 Gene Tormohlen vs. Ole Miss (2/10/1958)
- 21 Gene Tormohlen at Mississippi State (2/11/1957)
- 21 Carl Widseth vs. Tulane (1/14/1956)
34. 20 Jeronne Maymon vs. Memphis (11/22/2011)
- 20 Dyron Nix vs. UT-Chattanooga (12/3/1988)
- 20 Bernard King at Ole Miss (1/17/1977)
- 20 Bernard King vs. Vanderbilt (3/7/1977)
- 20 Bernard King vs. Florida (1/17/1976)
- 20 Bernard King vs. Auburn (1/4/1975)
- 20 Bernard King vs. Kentucky (2/15/1975)
- 20 Austin "Red" Robbins vs. Georgia (2/7/1966)
- 20 Gene Tormohlen vs. Georgia (1/31/1959)
- 20 Gene Tormohlen at Furman (12/1/1956)
- 20 Gene Tormohlen vs. Kentucky (1/19/1957)
- 20 Gene Tormohlen at Kentucky (3/2/1957)
- 20 Hank Bertelkamp at Davidson (2/9/1953)
47. 21 Wayne Chism vs. Gonzaga (1/7/2009)
- 21 Dyron Nix vs. Ole Miss (1/6/1988)
- 19 Reggie Johnson vs. Eastern Montana (12/6/1977)
- 19 Bernard King vs. St. John's (12/18/1976)
- 19 Bernard King at Kentucky (1/12/1977)
- 19 Larry Robinson vs. LSU (2/26/1973)
- 19 Austin "Red" Robbins vs. Florida (2/5/1966)
- 19 Sid Elliott vs. Georgia (2/2/1963)
- 19 Orb Bowling vs. Tulane (3/3/1962)
- 19 Gene Tormohlen vs. Alabama (2/21/1959)
57. 18 Jarnell Stokes vs. Mercer (3/23/2014)
- 18 Jarnell Stokes vs. USC Upstate (11/16/2013)
- 18 Jarnell Stokes vs. Alabama (1/26/2013)
- 18 Wayne Chism vs. Vanderbilt (1/17/2008)
- 18 Damon Johnson vs. College of Charleston (3/13/1996)
- 18 Corey Allen at Florida (2/27/1993)
- 18 Dyron Nix at LSU (2/10/1989)
- 18 Dyron Nix vs. Vanderbilt (2/4/1987)
- 18 Bernard King vs. San Francisco (12/10/1976)
- 18 Bernard King vs. Georgia (2/1/1977)
- 18 Bernard King vs. Ole Miss (2/14/1977)
- 18 Bernard King vs. Alabama (1/31/1976)
- 18 Bernard King vs. LSU (2/23/1976)
- 18 Bernard King vs. Missouri (12/21/1974)
- 18 Bernard King at Georgia (2/1/1975)
- 18 Bernard King at Ole Miss (2/10/1975)
- 18 Tom Boerwinkle at Ole Miss (1/22/1967)
- 18 Austin "Red" Robbins vs. Alabama (1/29/1966)
- 18 Austin "Red" Robbins at LSU (2/14/1966)
- 18 Sid Elliott vs. Mississippi State (2/28/1964)
- 18 Orb Bowling vs. Vanderbilt (1/6/1962)
- 18 Eddie Test vs. Tulane (1/9/1960)
- 18 Gene Tormohlen vs. Sewanee 1/20/1958)
- 18 Gene Tormohlen at Georgia (2/1/1958)
- 18 Carl Widseth vs. LSU (1/16/1956)
- 18 Carl Widseth vs. Georgia Tech (2/20/1956)
- 18 Carl Widseth vs. Georgia Tech (1/29/1955)
- 18 Ed Weiner at Florida (2/6/1954)
- 18 Carl Widseth at Auburn (3/1/1954)
86. 18 Kyle Alexander at Missouri (1/8/19)
- 18 Tyler Smith at Vanderbilt (2/26/2008)
- 17 Steve Hamer vs. Western Carolina (12/6/1995)
- 17 Ian Lockhart vs. Georgia (2/28/1990)
- 17 Dyron Nix vs. Kentucky (1/10/1987)
- 17 Howard Wood vs. Duke (12/29/1980)
- 17 Reggie Johnson vs. Seton Hall (12/23/1978)
- 17 Chuck Threethis vs. Northwestern (12/21/1977)
- 17 Bernard King at LSU (1/15/1977)
- 17 Bernard King at St. John's (12/9/1975)
- 17 Bernard King vs. Ole Miss (2/21/1976)
- 17 Bernard King vs. LSU (1/27/1975)
- 17 Don Johnson at Alabama (2/21/1970)
- 17 Bobby Croft vs. Southern Illinois (12/14/1968)
- 17 Tom Boerwinkle vs. Utah State (12/29/1967)
- 17 Ron Widby vs. LSU (3/4/1967)
- 17 Austin "Red" Robbins vs. Mexico (1/24/1966)
- 17 Howard Bayne at Ole Miss (2/8/1965)
- 17 Bobby Hogsett vs. Sewanee (12/11/1963)
- 17 Sid Elliott vs. Tulane (3/3/1962)
- 17 Gene Tormohlen vs. Davidson 12/18/1958)
- 17 Dalen Showalter at Sewanee (12/7/1957)
- 17 Gene Tormohlen vs. Vanderbilt (1/4/1958)
- 17 Gene Tormohlen vs. LSU (1/13/1958)
- 17 Gene Tormohlen vs. Sewanee (12/15/1956)
- 17 Dick Kellar vs. Georgia (2/2/1957)
- 17 Gene Tormohlen vs. Georgia (2/2/1957)
- 17 Hurst vs. Clemson (12/20/1955)
- 17 Carl Widseth vs. Arizona State (1/1/1954)
- 17 Ed Weiner vs. Chattanooga (12/10/1952)
- 17 Carl Widseth vs. Vanderbilt (1/24/1953)
- 17 Herb Neff vs. Wake Forest (12/4/1951)
- 17 Herb Neff at Georgia Tech (2/20/1952)

OUTLOOK

PLAYERS

STAFF

REVIEW

RESULTS

RECORDS

HONORS

POSTSEASON

VOLTMANAC

MEDIA INFO



REBOUNDING (cont.)

■ SEASON

- 392 Jarnell Stokes (37 games) - 2013-14
- 384 Gene Tormohlen (23 games) - 1957-58
- 372 Gene Tormohlen (21 games) - 1958-59
- 371 Bernard King (26 games) - 1976-77
- 357 Gene Tormohlen (22 games) - 1956-57
- 327 Red Robbins (26 games) - 1965-66
- 327 Ian Lockhart (30 games) - 1989-90
- 325 Bernard King (25 games) - 1975-76
- 318 Jarnell Stokes (33 games) - 2012-13
- 317 Rob Jones (37 games) - 1984-85
- 308 Bernard King (25 games) - 1974-75
- 300 Jeronne Maymon (37 games) - 2013-14
- 294 Dyron Nix (29 games) - 1986-87
- 293 Tom Boerwinkle (26 games) - 1967-68
- 292 Carl Widseth (24 games) - 1955-56

■ CAREER

- 1113 Gene Tormohlen (66 games) - 1956-59
- 1004 Bernard King (76 games) - 1974-77
- 944 Dyron Nix (113 games) - 1985-89
- 937 Carl Widseth (88 games) - 1952-56
- 930 Wayne Chism (142 games) - 2006-10
- 920 Reggie Johnson (115 games) - 1976-80
- 862 Vincent Yarbrough (127 games) - 1998-02
- 836 Jarnell Stokes (87 games) - 2011-14
- 804 Rob Jones (130 games) - 1982-86
- 799 Isiah Victor (125 games) - 1997-01
- 750 Steve Hamer (104 games) - 1992-96
- 749 Don Johnson (81 games) - 1968-71
- 715 Brian Williams (126 games) - 2008-11
- 704 Admiral Schofield (132 games) - 2015-19
- 703 Dalen Showalter (68 games) - 1957-60
- 703 Willie Burton (111 games) - 1980-84
- 703 C.J. Black (118 games) - 1996-00

REBOUNDING AVERAGE

■ SEASON

- 17.7 Gene Tormohlen (372/21 games) - 1958-59
- 16.7 Gene Tormohlen (384/23 games) - 1957-58
- 16.2 Gene Tormohlen (357/22 games) - 1956-57
- 14.3 Bernard King (371/26 games) - 1976-77
- 13.0 Bernard King (325/25 games) - 1975-76
- 12.6 Red Robbins (327/26 games) - 1965-66
- 12.3 Bernard King (308/25 games) - 1974-75
- 12.2 Carl Widseth (292/24 games) - 1955-56
- 11.7 Dalen Showalter (270/23 games) - 1957-58
- 11.3 Tom Boerwinkle (293/26 games) - 1967-68

- 11.2 Carl Widseth (236/21 games) - 1954-55
- 11.1 Carl Widseth (244/22 games) - 1953-54
- 10.9 Ian Lockhart (327/30 games) - 1989-90
- 10.6 Jarnell Stokes (392/37 games) - 2013-14
- 10.4 Don Johnson (291/28 games) - 1970-71
- 10.4 Sid Elliott (228/22 games) - 1961-62

■ CAREER

- 16.9 Gene Tormohlen (1113/66 games) - 1956-59
- 13.2 Bernard King (1004/76 games) - 1974-77
- 10.9 Red Robbins (525/48 games) - 1964-66
- 10.6 Carl Widseth (937/88 games) - 1952-56
- 10.3 Dalen Showalter (703/68 games) - 1957-60
- 9.6 Jarnell Stokes (836/87 games) - 2011-14
- 9.25 Don Johnson (749/81 games) - 1968-71
- 9.16 Tom Boerwinkle (632/69 games) - 1965-68
- 8.8 Larry Robinson (429/49 games) - 1971-73
- 8.6 Sid Elliott (602/70 games) - 1961-64
- 8.44 Len Kosmalksi (574/68 games) - 1971-74
- 8.3544 Ron Widby (660/79 games) - 1964-67
- 8.3540 Dyron Nix (944/113 games) - 1985-89
- 8.1 A.W. Davis (574/71 games) - 1962-65
- 8.02 Eddie Test (385/48 games) - 1959-61

MOST REBOUNDS

■ BY CLASS

- Freshman - 308, Bernard King (25 games) - 1974-75
 Sophomore - 357, Gene Tormohlen (22 games) - 1956-57
 Junior - 392, Jarnell Stokes (37 games) - 2013-14
 Senior - 372, Gene Tormohlen (21 games) - 1958-59

■ BY CAREER

- 4-Year Career - 944, Dyron Nix (113 games) - 1985-89
 3-Year Career - 1113, Gene Tormohlen (66 games) - 1956-59
 2-Year Career - 525, Red Robbins (48 games) - 1964-66
 1-Year Career - 247, Tobias Harris (34 games) - 2010-11

REBOUNDING AVERAGE

■ BY CLASS

- Freshman - 12.3, Bernard King (25 games) - 1974-75
 Sophomore - 16.2, Gene Tormohlen (22 games) - 1956-57
 Junior - 16.7, Gene Tormohlen (23 games) - 1957-58
 Senior - 17.7, Gene Tormohlen (21 games) - 1958-59

■ BY CAREER

- 4-Year Career - 10.6, Carl Widseth (88 games) - 1952-56
 3-Year Career - 16.9, Gene Tormohlen (66 games) - 1956-59
 2-Year Career - 10.9, Red Robbins (48 games) - 1964-66
 1-Year Career - 7.3, Tobias Harris (34 games) - 2010-11

YEAR-BY-YEAR LEADERS

Year	Player	G	Rebs	Avg	Year	Player	G	Rebs	Avg	Year	Player	G	Rebs	Avg
1952	Herb Neff	20	294	14.7	1976	Bernard King	25	325	13.0	2000	Vincent Yarbrough	33	228	6.9
1953	Ed Wiener	21	202	9.6	1977	Bernard King	26	371	14.3	2001	Vincent Yarbrough	33	244	7.4
1954	Carl Widseth	24	244	10.2	1978	Reggie Johnson	27	258	9.6	2002	Vincent Yarbrough	31	234	7.5
1955	Carl Widseth	21	236	11.2	1979	Reggie Johnson	33	255	7.7	2003	Ron Slay	29	226	7.8
1956	Carl Widseth	24	292	12.2	1980	Reggie Johnson	27	180	6.7	2004	Brandon Crump	29	198	6.8
1957	Gene Tormohlen	22	357	16.2	1981	Howard Wood	29	199	6.9	2005	Andre Patterson	31	191	6.2
1958	Gene Tormohlen	23	384	16.7	1982	Dale Ellis	30	189	6.3	2006	Andre Patterson	30	201	6.7
1959	Gene Tormohlen	21	372	17.7	1983	Willie Burton	32	259	8.1	2007	Wayne Chism	35	183	5.2
1960	Dalen Showalter	23	222	9.7	1984	Willie Burton	35	257	7.3	2008	Tyler Smith	36	242	6.7
1961	Dick Fisher	25	212	8.5	1985	Rob Jones	37	317	8.6	2009	Wayne Chism	34	273	8.0
1962	Sid Elliott	22	228	10.4	1986	Rob Jones	28	216	7.7	2010	Wayne Chism	37	266	7.2
1963	A.W. Davis	24	196	8.2	1987	Dyron Nix	29	294	10.1	2011	Brian Williams	32	238	7.4
1964	Sid Elliott	24	187	7.8	1988	Dyron Nix	29	261	9.0	2012	Jeronne Maymon	33	267	8.1
1965	Ron Widby	25	207	8.3	1989	Dyron Nix	30	281	9.4	2013	Jarnell Stokes	33	318	9.6
1966	Red Robbins	26	327	12.6	1990	Ian Lockhart	30	327	10.9	2014	Jarnell Stokes	37	392	10.6
1967	Tom Boerwinkle	28	285	10.2	1991	Ronnie Reese	34	184	5.4	2015	Armani Moore	32	216	6.8
1968	Tom Boerwinkle	26	293	11.3	1992	Corey Allen	34	230	6.8	2016	Armani Moore	33	251	7.6
1969	Bobby Croft	28	250	8.9	1993	Corey Allen	30	220	7.0	2017	Grant Williams	32	189	5.9
1970	Bobby Croft	25	241	9.6	1994	Steve Hamer	24	139	5.8	2018	Admiral Schofield	35	224	6.4
1971	Don Johnson	28	291	10.4	1995	Steve Hamer	25	220	8.8	2019	Grant Williams	37	278	7.5
1972	Larry Robinson	25	225	9.0	1996	Steve Hamer	29	272	9.4	2020	John Fulkerson	31	183	5.9
1973	Larry Robinson	24	204	8.5	1997	Charles Hathaway	27	191	7.1	2021	Josiah-Jordan James	25	162	6.5
1974	Len Kosmalksi	26	254	9.8	1998	C.J. Black	29	198	6.8	2022	Josiah-Jordan James	32	191	6.0
1975	Bernard King	25	308	12.3	1999	Isiah Victor	30	219	7.3					

DOUBLE-DOUBLES

■ SEASON

- 22 Jarnell Stokes (37 games) - 2013-14
- 22 Bernard King (26 games) - 1976-77
- 21 Bernard King (25 games) - 1974-75
- 19 Bernard King (25 games) - 1975-76
- 19 Carl Widseth (24 games) - 1955-56
- 18 Gene Tormohlen (21 games) - 1958-59
- 18 Gene Tormohlen (23 games) - 1957-58
- 17 Don Johnson (28 games) - 1970-71
- 17 Austin "Red" Robbins (26 games) - 1965-66
- 16 Jarnell Stokes (33 games) - 2012-13
- 16 Carl Widseth (21 games) - 1954-55
- 15 Carl Widseth (22 games) - 1953-54
- 14 Ian Lockhart (30 games) - 1989-90
- 14 Len Kosmalski (26 games) - 1973-74
- 14 Tom Boerwinkle (26 games) - 1967-68
- 14 Tom Boerwinkle (28 games) - 1966-67
- 14 Gene Tormohlen (22 games) - 1956-57
- 13 Rob Jones (37 games) - 1984-85
- 12 Dyron Nix (29 games) - 1986-87
- 12 Bobby Croft (25 games) - 1969-70
- 12 Don Johnson (25 games) - 1969-70
- 12 Dalen Showalter (22 games) - 1958-59
- 12 Dalen Showalter (23 games) - 1957-58
- 11 Dyron Nix (30 games) - 1988-89
- 11 Reggie Johnson (27 games) - 1977-78
- 11 Herb Neff (20 games) - 1951-52
- 10 Steve Hamer (25 games) - 1994-95
- 10 Bobby Croft (28 games) - 1968-69
- 10 A.W. Davis (24 games) - 1964-65

■ CAREER

- 62 Bernard King (76 games) - 1974-77
- 56 Carl Widseth (88 games) - 1952-56
- 50 Gene Tormohlen (66 games) - 1956-59
- 40 Jarnell Stokes (87 games) - 2011-14
- 34 Dyron Nix (113 games) - 1985-89
- 32 Dalen Showalter (68 games) - 1957-60
- 31 Reggie Johnson (115 games) - 1976-80
- 29 Tom Boerwinkle (69 games) - 1966-68
- 29 Len Kosmalski (68 games) - 1971-74
- 25 Steve Hamer (104 games) - 1992-96
- 25 Austin "Red" Robbins (48 games) - 1965-66
- 23 A.W. Davis (71 games) - 1963-65
- 22 Rob Jones (130 games) - 1982-86
- 22 Bobby Croft (79 games) - 1968-70
- 21 Ed Wiener (73 games) - 1951-55
- 20 Ron Widby (79 games) - 1965-67
- 18 Wayne Chism (142 games) - 2006-10
- 18 Isiah Victor (125 games) - 1997-01
- 17 Don Johnson (81 games) - 1968-71
- 17 Sid Elliott (70 games) - 1962-64
- 16 Vincent Yarbrough (127 games) - 1998-02
- 16 Ian Lockhart (110 games) - 1986-90
- 16 Doug Roth (114 games) - 1985-89
- 16 Willie Burton (111 games) - 1980-84
- 16 Jeronne Maymon (84 games) - 2010-14
- 14 Dale Ellis (118 games) - 1979-83
- 14 Orb Bowling (54 games) - 1960-63
- 13 Brandon Crump (115 games) - 2001-05
- 13 Leon Ammerman (62 games) - 1955-58
- 12 Grant Williams (104 games) - 2016-19
- 12 Tyler Smith (82 games) - 2007-10
- 12 Ernie Grunfeld (101 games) - 1973-77
- 12 Larry Robinson (49 games) - 1971-73
- 12 Sid Elliott (70 games) - 1961-64
- 11 Ron Slay (109 games) - 1999-2003
- 11 Howard Bayne (66 games) - 1964-66
- 10 Armani Moore (128 games) - 2012-16
- 10 C.J. Black (118 games) - 1996-00
- 10 Corey Allen (64 games) - 1991-93

■ BY CLASS

- Freshman - 21, Bernard King (25 games) - 1974-75
 Sophomore - 19, Bernard King (25 games) - 1975-76
 Junior - 22, Jarnell Stokes (37 games) - 2013-14
 22, Bernard King (26 games) - 1976-77
 Senior - 19, Carl Widseth (24 games) - 1955-56

■ CAREER "POINTS & ASSISTS" DOUBLE-DOUBLES

- 5 Rodney Woods (76 games) - 1972-75
- 3 Jordan Bone (95 games) - 2016-19
- 3 Tyrone Beaman (121 games) - 1980-84
- 2 Kennedy Chandler (34 games) - 2021-22
- 2 Tony Harris (121 games) - 1997-2001
- 2 Fred Jenkins (110 games) - 1983-87
- 2 Johnny Darden (109 games) - 1975-79

All players with multiple points-assists dub-dubs are listed

■ CONSECUTIVE GAMES DOUBLE-DOUBLE STREAK

- 14 Gene Tormohlen (Dec. 27, 1958 - Feb. 21, 1959) - 1958-59
- 11 Austin "Red" Robbins (Jan. 22, 1966 - Feb. 21, 1966) - 1965-66
- 11 Carl Widseth (Jan. 15 - Feb. 28) - 1954-55
- 9 Bernard King (Jan. 8 - Feb. 1, 1977) - 1976-77
- 9 Gene Tormohlen (Jan. 4 - Feb. 22, 1958) - 1957-58
- 8 Bernard King (Jan. 3 - Jan. 31, 1976) - 1975-76
- 6 Jarnell Stokes (Jan. 26 - Feb. 13, 2013) - 2012-13
- 6 Bernard King (Dec. 20, 1974 - Jan. 11, 1975) - 1974-75
- 6 Len Kosmalski (Jan. 31 - Feb. 19, 1972) - 1971-72
- 6 Len Kosmalski (Dec. 1 - Dec. 28, 1971) - 1971-72
- 6 Tom Boerwinkle (Jan. 20, 1968 - Feb. 5, 1968) - 1967-68
- 6 Carl Widseth (Jan. 9 - Feb. 6, 1954) - 1953-54
- 6 Carl Widseth (Feb. 15 - March 6, 1954) - 1953-54
- 5 Bernard King (Feb. 21 - March 13, 1977) - 1976-77
- 5 Don Johnson (Jan. 30 - Feb. 13, 1971) 1970-71
- 5 Dalen Showalter (Jan. 12 - Feb. 2, 1959) - 1958-59
- 5 Gene Tormohlen (Dec. 9 - Dec. 28, 1957) - 1957-58
- 5 Gene Tormohlen (Jan. 26 - Feb. 11, 1957) - 1956-57
- 5 Carl Widseth (Dec. 19, 1955 - Jan. 2, 1956) - 1955-56

All known streaks of five games or longer are listed

■ BY TEAM - SINGLE SEASON

- 35 1958-59
- 35 1956-57
- 34 1957-58
- 32 1976-77
- 30 1974-75
- 30 1964-65

■ 20-20 GAMES (points-rebounds)

- 28-22 Herb Neff vs. Tulane (1/7/1952)
 22-27 Herb Neff vs. Mississippi State (2/23/1952)
 29-21 Carl Widseth vs. Tulane (1/14/1956)
 23-20 Gene Tormohlen at Furman (12/1/1956)
 21-21 Gene Tormohlen vs. LSU (12/21/1957)
 23-23 Gene Tormohlen at Georgia Tech (1/25/1958)
 25-24 Gene Tormohlen at Florida (2/3/1958)
 23-23 Gene Tormohlen at Vanderbilt (2/15/1958)
 29-23 Gene Tormohlen at Auburn (2/21/1958)
 22-28 Gene Tormohlen vs. Michigan (12/5/1958)
 25-25 Gene Tormohlen vs. Wyoming (12/6/1958)
 20-26 Gene Tormohlen vs. Georgia Tech (1/24/1959)
 23-23 Gene Tormohlen at Ole Miss (2/9/1959)
 23-23 Austin "Red" Robbins at Ole Miss (2/8/1965)
 35-20 Austin "Red" Robbins vs. Georgia (2/7/1966)
 28-20 Bernard King vs. Auburn (1/4/1975)
 24-20 Bernard King vs. Kentucky (2/15/1975)
 37-22 Bernard King vs. Tulane (12/29/1975)
 43-20 Bernard King vs. Florida (1/17/1976)
 24-20 Bernard King vs. Vanderbilt (3/7/1977)
 32-20 Dyron Nix vs. UT-Chattanooga (12/3/1988)
 31-21 Steve Hamer vs. Alabama (3/7/1996)
 32-20 Jeronne Maymon vs. Memphis (11/22/2011)



OFFENSIVE REBOUNDING

OFFENSIVE REBOUNDS

Tennessee first started tracking "offensive" rebounds as an official stat beginning with the 1996-97 season. Thus, all records listed here only reflect offensive rebounding totals since the stat has been recorded.

Some former Vols who played before 1996-97 and would likely have been among the leaders listed on this spread include, but are not limited to: Tom Boerwinkle, Willie Burton, A.W. Davis, Steve Hamer, Reggie Johnson, Rob Jones, Bernard King, Len Kosmalski, Ian Lockhart, Dyrone Nix, Austin "Red" Robbins and Gene Tormohlen.

■ GAME (All 7+ offensive rebounding performances are listed)

1. 12 Jarnell Stokes vs. Mercer (3/20/2013)
2. 10 Jeronne Maymon vs. NC State (12/18/2013)
- 10 Jeronne Maymon vs. Ole Miss (3/9/2012)
4. 9 Armani Moore vs. Mississippi State (2/3/2015)
- 9 Jeronne Maymon vs. Memphis (11/22/2011)
- 9 Brian Williams vs. College of Charleston (12/31/2010)
- 9 Jemere Hendrix vs. Georgia Tech (2/7/2004)
8. 8 Yves Pons at Alabama (2/4/2020)
- 8 Armani Moore vs. Marquette (11/30/2014)
- 8 Jarnell Stokes vs. Mercer (3/23/2014)
- 8 Jarnell Stokes vs. UTEP (11/28/2013)
- 8 Jarnell Stokes vs. Alabama (3/15/2013)
- 8 Jarnell Stokes at Texas A&M (2/23/2013)
- 8 Jarnell Stokes vs. Alabama (1/26/2013)
- 8 Brian Williams vs. Vanderbilt (1/15/2011)
- 8 Brian Williams vs. Oakland (12/14/2010)
- 8 Wayne Chism vs. Louisiana (12/29/2008)
- 8 Brian Williams vs. Gonzaga (11/30/2008)
- 8 Duke Crews vs. Long Beach State (3/16/2007)
- 8 Andre Patterson vs. Murray State (11/30/2005)
- 8 Jemere Hendrix at Mississippi State (1/28/2004)
- 8 Vincent Yarbrough at Arkansas (2/7/2001)
23. 7 Kyle Alexander vs. Mississippi State (3/15/2019)
- 7 Kyle Alexander at Missouri (1/8/2019)
- 7 Grant Williams vs. Kentucky (3/11/2018)
- 7 Kyle Alexander vs. NC State (11/24/2017)
- 7 Grant Williams vs. Alabama (3/1/2017)
- 7 Armani Moore vs. Auburn (1/31/2015)
- 7 Jarnell Stokes at Texas A&M (2/22/2014)
- 7 Jarnell Stokes at LSU (1/7/2014)
- 7 Jeronne Maymon at Xavier (11/12/2013)
- 7 Jarnell Stokes at Auburn (3/6/2013)
- 7 Jarnell Stokes vs. Vanderbilt (1/29/2013)
- 7 Yemi Makanjuola vs. The Citadel (12/29/2011)
- 7 Brian Williams vs. North Carolina A&T (12/23/2009)
- 7 Wayne Chism vs. Kentucky (1/13/2009)
- 7 Wayne Chism vs. Vanderbilt (1/17/2008)
- 7 Brian Williams vs. Western Kentucky (12/15/2007)
- 7 Tyler Smith vs. North Carolina A&T (11/27/2007)

■ SEASON

1. 155 Jarnell Stokes (37 games) – 2013-14
2. 138 Jarnell Stokes (33 games) – 2012-13
3. 123 Jeronne Maymon (37 games) – 2013-14
4. 101 Brian Williams (32 games) – 2010-11
5. 98 Jeronne Maymon (33 games) – 2011-12
6. 96 Kyle Alexander (37 games) – 2018-19
7. 94 Grant Williams (32 games) – 2016-17
- 94 Wayne Chism (34 games) – 2008-09
- 94 Tyler Smith (36 games) – 2007-08
10. 91 Armani Moore (32 games) – 2014-15
11. 89 Duke Crews (35 games) – 2006-07
12. 85 Kyle Alexander (35 games) – 2017-18
13. 81 Grant Williams (35 games) – 2017-18
14. 81 C.J. Black (32 games) – 1999-2000
15. 80 Vincent Yarbrough (33 games) – 1999-2000
16. 77 Jemere Hendrix (29 games) – 2003-04
17. 74 Wayne Chism (37 games) – 2009-10
- 74 Andre Patterson (30 games) – 2005-06
19. 73 Brian Williams (27 games) – 2009-10
20. 72 C.J. Black (29 games) – 1997-98

■ CAREER

1. 337 Jarnell Stokes (87 games) – 2011-14
2. 302 Wayne Chism (142 games) – 2006-10
3. 300 Brian Williams (126 games) – 2007-11
4. 292 C.J. Black (118 games) – 1996-2000
5. 287 Kyle Alexander (135 games) – 2015-19
6. 282 Vincent Yarbrough (127 games) – 1998-2002
7. 262 Isiah Victor (125 games) – 1997-2001
8. 257 Grant Williams (104 games) – 2016-19
9. 242 Brandon Crump (115 games) – 2001-05
10. 241 Jeronne Maymon (84 games) – 2010-14
11. 237 John Fulkerson (165 games) – 2016-22
12. 199 Ron Slay (109 games) – 1999-2003
- 199 Armani Moore (128 games) – 2012-16
14. 196 Charles Hathaway (126 games) – 1996-2001
15. 180 Tyler Smith (82 games) – 2007-10
16. 135 John Fulkerson (132 games) – 2016-21
17. 168 Admiral Schofield (132 games) – 2015-19
18. 156 Kenny Hall (116 games) – 2009-13
19. 145 Andre Patterson (61 games) – 2004-06
20. 142 Duke Crews (61 games) – 2006-08

YEAR-BY-YEAR LEADERS

Year	Player	G	ORs	Avg	Year	Player	G	ORs	Avg	Year	Player	G	ORs	Avg
1997	C.J. Black	27	77	2.85	2007	Duke Crews	35	89	2.54	2017	Grant Williams	32	94	2.94
1998	C.J. Black	29	72	2.48	2008	Tyler Smith	36	94	2.61	2018	Kyle Alexander	34	85	2.50
1999	Isiah Victor	30	68	2.27	2009	Wayne Chism	34	94	2.76	2019	Kyle Alexander	37	96	2.59
2000	C.J. Black	32	81	2.53	2010	Wayne Chism	27	73	2.70	2020	John Fulkerson	31	64	2.06
2001	Vincent Yarbrough	33	70	2.12	2011	Brian Williams	32	101	3.16	2021	Josiah-Jordan James	25	51	2.04
2002	Vincent Yarbrough	31	70	2.26	2012	Jeronne Maymon	33	98	2.96	2022	John Fulkerson	33	63	1.91
2003	Elgrace Wilborn	29	54	1.86	2013	Jarnell Stokes	33	138	4.18					
2004	Jemere Hendrix	29	77	2.66	2014	Jarnell Stokes	37	155	4.19					
2005	Andre Patterson	31	71	2.29	2015	Armani Moore	32	91	2.84					
2006	Andre Patterson	30	74	2.47	2016	Armani Moore	33	64	1.94					

OFFENSIVE REBOUNDING AVERAGE

■ **SEASON** (minimum 20 games)

1. 4.19 Jarnell Stokes (155/37 games) – 2013-14
2. 4.18 Jarnell Stokes (138/33 games) – 2012-13
3. 3.32 Jeronne Maymon (123/37 games) – 2013-14
4. 3.16 Brian Williams (101/32 games) – 2010-11
5. 2.96 Jeronne Maymon (98/33 games) – 2011-12
6. 2.94 Grant Williams (94/32 games) – 2016-17
7. 2.90 Andre Patterson (71/31 games) – 2004-05
8. 2.84 Armani Moore (91/32 games) – 2014-15
9. 2.76 Wayne Chism (94/34 games) – 2008-09
10. 2.70 Brian Williams (73/27 games) – 2009-10
11. 2.66 Jemere Hendrix (77/29 games) – 2003-04
12. 2.61 Tyler Smith (94/36 games) – 2007-08
13. 2.59 Kyle Alexander (96/37 games) – 2018-19
14. 2.54 Duke Crews (89/35 games) – 2006-07
15. 2.53 C.J. Black (81/32 games) – 1999-2000
16. 2.50 Kyle Alexander (85/34 games) – 2017-18
17. 2.48 C.J. Black (72/29 games) – 1997-98
18. 2.47 Andre Patterson (74/30 games) – 2005-06
19. 2.42 Vincent Yarbrough (80/33 games) – 1999-2000
20. 2.31 Grant Williams (81/35 games) – 2017-18

■ **CAREER** (minimum 30 games)

1. 3.87 Jarnell Stokes (337/87 games) – 2011-14
2. 2.87 Jeronne Maymon (241/84 games) – 2010-14
3. 2.474 C.J. Black (292/118 games) – 1996-2000
4. 2.471 Grant Williams (257/104 games) – 2016-19
5. 2.381 Brian Williams (300/126 games) – 2007-11
6. 2.377 Andre Patterson (145/61 games) – 2004-06
7. 2.33 Duke Crews (142/61 games) – 2006-08
8. 2.22 Vincent Yarbrough (282/127 games) – 1998-2002
9. 2.20 Tyler Smith (180/82 games) – 2007-10
10. 2.127 Wayne Chism (302/142 games) – 2006-10
11. 2.126 Kyle Alexander (287/135 games) – 2015-19
12. 2.104 Brandon Crump (242/115 games) – 2001-05
13. 2.096 Isiah Victor (262/125 games) – 1997-2001
14. 1.97 Tobias Harris (67/34 games) – 2010-11
15. 1.83 Ron Slay (199/109 games) – 1999-2003
16. 1.82 Jemere Hendrix (104/57 games) – 2003-05
17. 1.56 Charles Hathaway (196/126 games) – 1996-2001
18. 1.554 Armani Moore (199/128 games) – 2012-16
19. 1.547 J.P. Prince (147/95 games) – 2007-10
20. 1.534 Elgrace Wilborn (89/58 games) – 2001-03

MOST OFFENSIVE REBOUNDS

■ **BY CLASS**

- Freshman - 94, Grant Williams (32 games) – 2016-17
- Sophomore - 138, Jarnell Stokes (33 games) - 2012-13
- Junior - 155, Jarnell Stokes (37 games) - 2013-14
- Senior - 123, Jeronne Maymon (37 games) - 2013-14

■ **BY CAREER**

- 4-Year Career - 302, Wayne Chism (142 games) - 2006-10
- 3-Year Career - 337, Jarnell Stokes (87 games) - 2011-14
- 2-Year Career - 142, Duke Crews (61 games) - 2006-08
- 1-Year Career - 67, Tobias Harris (34 games) - 2010-11

OFFENSIVE REBOUNDING AVERAGE

■ **BY CLASS** (minimum 20 games)

- Freshman - 2.94, Grant Williams (94/32 games) - 2016-17
- Sophomore - 4.18, Jarnell Stokes (138/33 games) - 2012-13
- Junior - 4.19, Jarnell Stokes (155/37 games) - 2013-14
- Senior - 3.32, Jeronne Maymon (123/37 games) - 2013-14

■ **BY CAREER**

- 4-Year Career - 2.47, C.J. Black (292/118 games) – 1996-2000
- 3-Year Career - 3.87, Jarnell Stokes (337/87 games) – 2011-14
- 2-Year Career - 2.38, Andre Patterson (145/61 games) – 2004-06
- 1-Year Career - 1.97, Tobias Harris (67/34 games) – 2010-11



Jarnell Stokes' career average of 3.87 offensive rebounds per game is one full rebound higher than any other Vol in program history.

OUTLOOK

PLAYERS

STAFF

REVIEW

RESULTS

RECORDS

HONORS

POSTSEASON

VOLMANAC

MEDIA INFO



FIELD GOALS

FIELD GOALS MADE

■ GAME

- 19 Reggie Johnson vs. Florida (2/6/1980)
- 19 Bernard King vs. Florida (1/17/1976)
- 19 Ron Widby vs. LSU (3/4/1967)
- 18 Bernard King vs. Wisconsin-Milwaukee (11/30/1974)
- 18 Bernard King at Georgia (2/1/1975)

■ SEASON

- 286 Reggie Johnson (33 games) - 1978-79
- 279 Dale Ellis (32 games) - 1982-83
- 278 Bernard King (26 games) - 1974-77
- 273 Bernard King (25 games) - 1974-75
- 265 Allan Houston (34 games) - 1990-91
- 260 Bernard King (25 games) - 1975-76
- 259 Tony White (29 games) - 1986-87
- 257 Dale Ellis (30 games) - 1981-82
- 257 Ron Widby (28 games) - 1966-67
- 255 Ernie Grunfeld (27 games) - 1975-76

■ CAREER

- 902 Allan Houston (128 games) - 1989-93
- 867 Ernie Grunfeld (101 games) - 1973-77
- 864 Reggie Johnson (115 games) - 1976-80
- 846 Tony White (127 games) - 1983-87
- 832 Dale Ellis (118 games) - 1979-83
- 811 Bernard King (76 games) - 1974-77
- 713 Dyron Nix (113 games) - 1985-89
- 690 Chris Lofton (128 games) - 2004-08
- 648 Michael Brooks (127 games) - 1980-83, 84-85
- 613 Vincent Yarbrough (127 games) - 1998-02

FIELD GOAL ATTEMPTS

■ GAME

- 39 Ron Widby vs. LSU (3/4/1967)
- 36 Ron Widby at Mississippi State (3/6/1967)
- 35 Bernard King vs. Wisconsin-Milwaukee (11/30/1974)
- 31 Bernard King at Georgia (2/26/1977)
- 31 Ron Widby vs. Furman (1/3/1967)
- 31 Ron Widby at Florida (2/21/1966)

■ SEASON

- 550 Allan Houston (34 games) - 1990-91
- 537 Ron Widby (28 games) - 1966-67
- 530 Tony White (29 games) - 1986-87
- 512 Jordan McRae (37 games) - 2013-14
- 502 Admiral Schofield (37 games) - 2018-19
- 493 Tony White (28 games) - 1985-86
- 492 Dyron Nix (30 games) - 1988-89
- 492 Allan Houston (34 games) - 1991-92
- 487 Reggie Johnson (33 games) - 1978-79
- 485 Ernie Grunfeld (27 games) - 1975-76

■ CAREER

- 1961 Allan Houston (128 games) - 1989-93
- 1712 Ernie Grunfeld (101 games) - 1973-77
- 1704 Tony White (127 games) - 1983-87
- 1520 Chris Lofton (128 games) - 2004-08
- 1489 Reggie Johnson (115 games) - 1976-80
- 1399 Dale Ellis (118 games) - 1979-83
- 1394 Vincent Yarbrough (127 games) - 1998-02
- 1385 Dyron Nix (113 games) - 1985-89
- 1374 Bernard King (76 games) - 1974-77
- 1366 Brandon Wharton (115 games) - 1995-99

FIELD GOAL PERCENTAGE

■ GAME (MIN. 10 ATT.)

- 100.0 (10-10) Mike Jackson vs. Missouri (12/21/1974)
- 94.1 (16-17) Bernard King vs. Vermont (12/30/1974)
- 92.3 (12-13) Steve Hamer vs. Vanderbilt (2/24/1996)
- 91.7 (11-12) Carlus Groves vs. Ole Miss (2/19/1992)
- 91.7 (11-12) Fred Jenkins vs. Navy (12/27/1983)

■ SEASON (MIN. 200 ATT.)

- .654 Dale Ellis (257-393) - 1981-82
- .645 Reggie Johnson (131-203) - 1976-77
- .622 Bernard King (273-439) - 1974-75
- .612 John Fulkerson (156-255) - 2019-20
- .6013 Rob Jones (181-301) - 1984-85
- .6012 Dale Ellis (279-464) - 1982-83
- .597 Dale Ellis (215-360) - 1980-81
- .589 Isiah Victor (126-214) - 1998-99
- .587 Reggie Johnson (286-487) - 1978-79
- .580 Rob Jones (127-219) - 1985-86

■ CAREER (MIN. 500 ATT.)

- .595 Dale Ellis (832-1399) - 1979-83
- .590 Bernard King (811-1374) - 1974-77
- .580 Reggie Johnson (864-1489) - 1976-80
- .571 Rob Jones (432-756) - 1982-86
- .5671 Brandon Crump (494-871) - 2001-05
- .5669 John Fulkerson (322-568) - 2016-21
- .558 Steve Hamer (518-928) - 1992-96
- .556 John Fulkerson (414-744) - 2016-22*
- .546 Carlus Groves (361-661) - 1989-92
- .545 Tom Boerwinkle (312-573) - 1965-68
- .542 Jeronne Maymon (293-541) - 2010-14

*received an extra season of eligibility (COVID)

MOST FIELD GOALS MADE

■ BY CLASS

- Freshman - 273, Bernard King (25 games) - 1974-75
 Sophomore - 265, Allan Houston (34 games) - 1990-91
 Junior - 286, Reggie Johnson (33 games) - 1978-79
 Senior - 279, Dale Ellis (32 games) - 1982-83

■ BY CAREER

- 4-Year Career - 902, Allan Houston (128 games) - 1989-93
 3-Year Career - 811, Bernard King (76 games) - 1974-77
 2-Year Career - 335, Corey Allen (64 games) - 1991-93
 1-Year Career - 185, Tobias Harris (34 games) - 2010-11

MOST FIELD GOALS ATTEMPTED

■ BY CLASS

- Freshman - 465, Allan Houston (30 games) - 1989-90
 Sophomore - 550, Allan Houston (34 games) - 1990-91
 Junior - 493, Tony White (28 games) - 1985-86
 Senior - 537, Ron Widby (28 games) - 1966-67

■ BY CAREER

- 4-Year Career - 1961, Allan Houston (128 games) - 1989-93
 3-Year Career - 1374, Bernard King (76 games) - 1974-77
 2-Year Career - 704, Corey Allen (64 games) - 1991-93
 1-Year Career - 402, Tobias Harris (34 games) - 2010-11

HIGHEST FIELD GOAL PERCENTAGE

■ BY CLASS

- Freshman - .645, Reggie Johnson (131-203) - 1976-77
 Sophomore - .597, Dale Ellis (215-360) - 1980-81
 Junior - .654, Dale Ellis (257-393) - 1981-82
 Senior - .601, Dale Ellis (279-464) - 1982-83

■ BY CAREER

- 4-Year Career - .595, Dale Ellis (832-1399) - 1979-83
 3-Year Career - .590, Bernard King (811-1374) - 1974-77
 2-Year Career - .600, Larry Robinson (204-340) - 1971-73
 1-Year Career - .587, John Fields (37-63) - 2010-11

FREE THROWS

FREE THROWS MADE

■ GAME

- 23 Grant Williams at Vanderbilt (1/23/2019)
- 22 Bill Justus vs. Ohio (3/17/1969)
- 18 Tony White vs. Auburn (2/14/1987)
- 17 Carl Widseth at Auburn (2/25/1956)
- 17 Howard Wood vs. Ole Miss (1/7/1981)

■ SEASON

- 222 Carl Widseth (24 games) - 1955-56
- 213 Grant Williams (37 games) - 2018-19
- 189 Allan Houston (34 games) - 1991-92
- 177 Allan Houston (34 games) - 1990-91
- 173 Dyron Nix (29 games) - 1987-88
- 173 Ernie Grunfeld (27 games) - 1975-76
- 170 Tyler Smith (34 gms) - 2008-09
- 167 Jordan McRae (37 gms) - 2013-14
- 166 Dale Ellis (32 games) - 1982-83
- 165 Kevin Punter Jr. (26 games) - 2015-16
- 165 Tony White (29 games) - 1986-87
- 165 Allan Houston (30 games) - 1992-93

■ CAREER

- 651 Allan Houston (128 games) - 1989-93
- 621 Carl Widseth (88 games) - 1952-56
- 515 Ernie Grunfeld (101 games) - 1973-77
- 501 Grant Williams (104 games) - 2016-19
- 499 Tony White (127 games) - 1983-87
- 412 Dyron Nix (113 games) - 1985-89
- 403 C.J. Black (118 games) - 1996-00
- 402 Ron Slay (109 games) - 1999-03
- 401 C.J. Watson (119 games) - 2002-06
- 401 Dale Ellis (118 games) - 1979-83

FREE THROW ATTEMPTS

■ GAME

- 23 Grant Williams at Vanderbilt (1/23/2019)
- 23 Bill Justus vs. Ohio (3/17/1969)
- 20 Ed Wiener at Vanderbilt (12/30/1952)
- 20 Carl Widseth vs. Kentucky Wesleyan (12/10/1955)
- 20 Carl Widseth at Auburn (2/25/1956)
- 20 Howard Wood vs. Ole Miss (1/7/1981)

■ SEASON

- 288 Carl Widseth (24 games) - 1955-56
- 260 Grant Williams (37 games) - 2018-19
- 252 Steve Hamer (29 games) - 1995-96
- 230 Jarnell Stokes (37 games) - 2013-14
- 227 Dyron Nix (29 games) - 1987-88
- 225 Allan Houston (34 games) - 1991-92
- 225 Carl Widseth (22 games) - 1953-54
- 222 Tyler Smith (34 gms) - 2008-09
- 221 Dale Ellis (32 games) - 1982-83
- 214 Ernie Grunfeld (27 games) - 1975-76

■ CAREER

- 848 Carl Widseth (88 games) - 1952-56
- 767 Allan Houston (128 games) - 1989-93
- 661 Grant Williams (104 games) - 2016-19
- 653 Ernie Grunfeld (101 games) - 1973-77
- 594 Tony White (127 games) - 1983-87
- 583 Dyron Nix (113 games) - 1985-89
- 573 Steve Hamer (104 games) - 1992-96
- 572 Isiah Victor (125 games) - 1997-01
- 532 Ron Slay (109 games) - 1999-03
- 532 C.J. Black (118 games) - 1996-00

FREE THROW PERCENTAGE

■ GAME (MIN. 12 ATT.)

- 100.0 (23-23) Grant Williams at Vanderbilt (1/23/2019)
- 100.0 (14-14) Anthony Richardson vs. LSU (1/12/1985)
- 100.0 (14-14) Jimmy England at Ole Miss (1/4/1971)
- 100.0 (13-13) Lamonté Turner vs. Auburn (1/2/2018)
- 100.0 (13-13) Chris Lofton vs. ETSU (12/30/2006)
- 100.0 (13-13) Scooter McFadgon vs. Auburn (2/28/2004)
- 100.0 (13-13) Scooter McFadgon vs. Kentucky (1/20/2004)
- 100.0 (12-12) Tyrone Beaman vs. Florida (2/18/1984)
- 100.0 (12-12) Howard Wood vs. Arizona State (12/15/1975)
- 100.0 (12-12) Ernie Grunfeld at Mississippi State (1/25/1975)

■ SEASON (MIN. 100 ATT.)

- .912 Scooter McFadgon (134-147) - 2003-04
- .905 Bill Justus (133-147) - 1968-69
- .902 Tony White (165-183) - 1986-87
- .897 Jimmy England (131-146) - 1969-70
- .894 Danny Schultz (101-113) - 1963-64
- .890 Michael Brooks (146-164) - 1984-85
- .8782 C.J. Watson (137-156) - 2005-06
- .8777 Allan Houston (165-188) - 1992-93
- .8732 Tony White (124-142) - 1985-86
- .8725 Danny Schultz (89-102) - 1962-63

■ CAREER (MIN. 300 ATT.)

- .881 Jimmy England (319-362) - 1968-71
- .8492 Bill Justus (338-398) - 1966-69
- .8488 Allan Houston (651-767) - 1989-93
- .847 Michael Brooks (304-359) - 1980-83,84-85
- .842 Chris Lofton (320-380) - 2004-08
- .840 Tony White (499-594) - 1983-87
- .805 A.W. Davis (331-411) - 1962-65
- .804 Bill Hann (262-326) - 1966-69
- .802 Jordan Bowden (299-373) - 2016-19
- .801 Howard Wood (295-368) - 1977-81

MOST FREE THROWS MADE

■ BY CLASS

Freshman - 128, Tobias Harris (34 games) - 2010-11
 Sophomore - 177, Allan Houston (34 games) - 1990-91
 Junior - 213, Grant Williams (37 games) - 2018-19
 Senior - 222, Carl Widseth (24 games) - 1955-56

■ BY CAREER

4-Year Career - 651, Allan Houston (128 games) - 1989-93
 3-Year Career - 501, Grant Williams (104 games) - 2016-19
 2-Year Career - 228, Kevin Punter Jr. (58 games) - 2014-16
 1-Year Career - 128, Tobias Harris (34 games) - 2010-11

MOST FREE THROWS ATTEMPTED

■ BY CLASS

Freshman - 189, Grant Williams (32 games) - 2016-17
 Sophomore - 225, Carl Widseth (22 games) - 1953-54
 Junior - 260, Grant Williams (37 games) - 2018-19
 Senior - 288, Carl Widseth (24 games) - 1955-56

■ BY CAREER

4-Year Career - 848, Carl Widseth (88 games) - 1952-56
 3-Year Career - 661, Jarnell Stokes (104 games) - 2018-19
 2-Year Career - 294, Kevin Punter Jr. (58 games) - 2014-16
 1-Year Career - 170, Tobias Harris (34 games) - 2010-11

HIGHEST FREE THROW PERCENTAGE

■ BY CLASS

Freshman - .843, Zakai Zeigler (75-89) - 2021-22
 Sophomore - .863, Allan Houston (177-205) - 1990-91
 Junior - .912, Scooter McFadgon (134-147) - 2003-04
 Senior - .905, Bill Justus (133-147) - 1968-69

■ BY CAREER

4-Year Career - .847, Michael Brooks (304-359) - 1980-83,84-85
 3-Year Career - .881, Jimmy England (319-362) - 1968-71
 2-Year Career - .884, Danny Schultz (190-215) - 1962-64
 1-Year Career - .810, Jaden Springer (81-100) - 2020-21

CONSECUTIVE FREE THROWS MADE

■ GAME

23 by Grant Williams at Vanderbilt (1/23/2019)
 18 by Bill Justus vs. Ohio (3/17/1969)

■ SEASON

39 by Michael Brooks (1984-85)
 39 by Danny Schultz (1962-63)
 38 by Chris Lofton (2005-06)
 38 by Allan Houston (1990-91)
 32 by Scooter McFadgon (2003-04)

OUTLOOK

PLAYERS

STAFF

REVIEW

RESULTS

RECORDS

HONORS

POSTSEASON

VOLTMANAC

MEDIA INFO



3-POINT FIELD GOALS

3-POINT FIELD GOALS MADE

The NCAA adopted the 19-foot, 9-inch line nationally starting with the 1986-87 season. In 2007, the NCAA extended the distance to 20 feet 9 inches, with the rule going into effect at the beginning of the 2008-09 season. In June of 2019, the NCAA again extended the 3-point line to match the international distance of 22 feet ¹⁵/₄ inches, effective for the 2019-20 campaign.

■ GAME

1. 9 Chris Lofton at Georgia (2/11/2006)
2. 8 Jordan McRae at Georgia (3/2/2013)
- 8 Chris Lofton vs. North Carolina A&T (11/27/2007)
- 8 Allan Houston vs. Fordham (12/29/1989)
5. 7 Victor Bailey Jr. vs. South Carolina (2/17/2021)
- 7 Lamonté Turner vs. Presbyterian (12/6/2016)
- 7 Chris Lofton vs. Georgia (1/26/2008)
- 7 JaJuan Smith vs. Middle Tennessee (11/20/2007)
- 7 Chris Lofton vs. Texas (12/23/2006)
- 7 Chris Lofton at La-Lafayette (11/27/2006)
- 7 Chris Lofton at Arkansas (2/26/2005)
- 7 Chris Lofton vs. South Carolina (2/23/2005)
- 7 Vincent Yarbrough at Kentucky (2/19/2002)
- 7 Tony Harris vs. Arizona (11/13/1998)
- 7 Brandon Wharton at Georgia (2/28/1998)
- 7 Brandon Wharton vs. Georgia (3/7/1996)
- 7 Allan Houston vs. Rutgers (11/19/1992)
- 7 Allan Houston at Ole Miss (1/26/1991)

■ SEASON

1. 118 Chris Lofton (36 games) - 2007-08
2. 114 Chris Lofton (30 games) - 2005-06
3. 106 Chris Lofton (31 games) - 2006-07
4. 102 Santiago Vescovi (35 games) - 2021-22
5. 99 Allan Houston (34 games) - 1990-91
6. 93 JaJuan Smith (36 games) - 2007-08
- 93 Chris Lofton (31 games) - 2004-05
8. 89 JaJuan Smith (35 games) - 2006-07
9. 83 Allan Houston (30 games) - 1989-90
10. 82 Allan Houston (34 games) - 1991-92
- 82 Allan Houston (30 games) - 1992-93

■ CAREER

1. 431 Chris Lofton (128 games) - 2004-08
2. 346 Allan Houston (128 games) - 1989-93
3. 253 JaJuan Smith (126 games) - 2004-08
4. 240 Tony Harris (121 games) - 1997-01
5. 231 Brandon Wharton (115 games) - 1995-99
6. 209 Jon Higgins (124 games) - 1999-03
7. 191 Santiago Vescovi (81 games) - 2019-22 (active)
8. 186 Jordan Bowden (132 games) - 2016-20
9. 184 Admiral Schofield (132 games) - 2018-19
10. 179 Jordan McRae (114 games) - 2010-14
- 179 Vincent Yarbrough (127 games) - 1998-02

3-POINT FIELD GOAL ATTEMPTS

■ GAME

1. 20 Chris Lofton vs. North Carolina A&T (11/27/2007)
2. 18 Chris Lofton vs. Wichita State (3/18/2006)
3. 17 Greg Bell vs. Kentucky (1/21/1989)
4. 16 Chris Lofton vs. Texas (12/23/2006)
5. 15 Chris Lofton at Vanderbilt (2/26/2008)
- 15 Chris Lofton vs. Alabama (2/21/2007)
- 15 Allan Houston vs. LSU (2/10/1990)

■ SEASON

1. 307 Chris Lofton (36 games) - 2007-08
2. 261 Chris Lofton (30 games) - 2005-06
3. 253 Santiago Vescovi (35 games) - 2021-22
- 253 Chris Lofton (31 games) - 2006-07
5. 243 JaJuan Smith (36 games) - 2007-08
6. 242 JaJuan Smith (35 games) - 2006-07
7. 231 Allan Houston (34 games) - 1990-91
8. 225 Jordan McRae (37 games) - 2013-14
9. 200 Chris Lofton (31 games) - 2004-05
10. 198 Allan Houston (30 games) - 1992-93

■ CAREER

1. 1021 Chris Lofton (128 games) - 2004-08
2. 817 Allan Houston (128 games) - 1989-93
3. 681 JaJuan Smith (126 games) - 2004-08
4. 665 Tony Harris (121 games) - 1997-01
5. 578 Brandon Wharton (115 games) - 1995-99
6. 546 Jordan Bowden (132 games) - 2016-20
7. 526 Vincent Yarbrough (127 games) - 1998-02
8. 525 Jon Higgins (124 games) - 1999-03
9. 522 Jordan McRae (114 games) - 2010-14
10. 495 Santiago Vescovi (81 games) - 2019-22 (active)

YEAR-BY-YEAR LEADERS (by makes)

Year	Player	3PM	3PA	Year	Player	3PM	3PA	Year	Player	3PM	3PA
1987	Tony White	28	68	1999	Tony Harris	64	164	2011	Scotty Hopson	53	141
1988	Greg Bell	39	98	2000	Tony Harris	73	193	2012	Skyлар McBee	63	161
1989	Greg Bell	62	155	2001	Tony Harris	55	159	2013	Jordan McRae	60	169
1990	Allan Houston	83	192	2002	Vincent Yarbrough	60	167	2014	Jordan McRae	79	225
1991	Allan Houston	99	231	2003	Jon Higgins	53	129	2015	Josh Richardson	46	128
1992	Allan Houston	82	196	2004	Scotter McFadgon	65	171	2016	Devon Balkman	62	186
1993	Allan Houston	82	198	2005	Chris Lofton	93	200	2017	Lamonté Turner	41	125
1994	Ed Gray	49	176	2006	Chris Lofton	114	261	2018	Lamonté Turner	70	177
1995	Shane Carnes	52	132	2007	Chris Lofton	106	253	2019	Admiral Schofield	74	177
1996	Brandon Wharton	56	141	2008	Chris Lofton	118	307	2020	Jordan Bowden	49	171
1997	Brandon Wharton	58	135	2009	Scotty Hopson	46	129	2021	Santiago Vescovi	53	142
1998	Brandon Wharton	63	147	2010	Scotty Hopson	52	156	2022	Santiago Vescovi	102	253

3-POINT FIELD GOAL PERCENTAGE

■ GAME (MIN. 5 ATT.)

- 100.0 (6-6) Jordan McRae vs. LSU (2/19/2013)
- 100.0 (6-6) JaJuan Smith vs. Arkansas (2/13/2008)
- 100.0 (5-5) Justin Powell vs. Presbyterian (11/30/2021)
- 100.0 (5-5) Jordan Bone vs. Kentucky (3/2/2019)
- 100.0 (5-5) Jordan Bowden at Wake Forest (12/23/2017)
- 100.0 (5-5) C.J. Watson vs. Campbell (12/23/2004)
- 100.0 (5-5) Chris Lofton at New Mexico (12/18/2004)
- 100.0 (5-5) Thaydeus Holden vs. Vanderbilt (1/18/2003)
- 100.0 (5-5) Shane Carnes vs. Michigan State (12/20/1994)

■ SEASON (MIN. 100 ATT.)

- .486 Jon Higgins (53-109) - 2000-01
- .465 Chris Lofton (93-200) - 2004-05
- .437 Chris Lofton (114-261) - 2005-06
- .434 Mark Griffin (49-113) - 1988-89
- .432 Allan Houston (83-192) - 1989-90
- .431 Greg Bell (66-153) - 1989-90
- .430 Brandon Wharton (58-135) - 1996-97
- .429 Brandon Wharton (63-147) - 1997-98
- .429 Allan Houston (99-231) - 1990-91
- .422 C.J. Watson (49-116) - 2005-06

■ CAREER (MIN. 200 ATT.)

- .424 Allan Houston (346-817) - 1989-93
- .422 Chris Lofton (431-1021) - 2004-08
- .400 Brandon Wharton (231-578) - 1995-99
- .399 Greg Bell (171-429) - 1987-91
- .398 Jon Higgins (209-525) - 1999-03
- .396 C.J. Watson (165-417) - 2002-06
- .387 Admiral Schofield (184-476) - 2015-19
- .386 *Santiago Vescovi (191-495) - 2019-22 (active)*
- .373 Thaydeus Holden (82-220) - 2001-03
- .372 JaJuan Smith (253-681) - 2004-08
- .370 Ron Slay (81-219) - 1999-03

3-POINT FIELD GOALS PER GAME

■ SEASON (MIN. 30 MADE)

- 3.80 Chris Lofton (114/30 games) - 2005-06
- 3.42 Chris Lofton (106/31 games) - 2006-07
- 3.28 Chris Lofton (118/36 games) - 2007-08
- 3.00 Chris Lofton (93/31 games) - 2004-05
- 2.914 Santiago Vescovi (102/35 games) - 2021-22
- 2.912 Allan Houston (99/34 games) - 1990-91
- 2.77 Allan Houston (83/30 games) - 1989-90
- 2.73 Allan Houston (82/30 games) - 1992-93
- 2.58 JaJuan Smith (93/36 games) - 2007-08
- 2.54 JaJuan Smith (89/35 games) - 2006-07

■ CAREER (MIN. 50 MADE)

- 3.37 Chris Lofton (431/128 games) - 2004-08
- 2.70 Allan Houston (346/128 games) - 1989-93
- 2.36 *Santiago Vescovi (191/81 games) - 2019-22 (active)*
- 2.03 Scooter McFadgon (110/54 games) - 2003-05
- 2.01 Brandon Wharton (231/115 games) - 1995-99
- 2.01 JaJuan Smith (253/126 games) - 2004-08
- 1.98 Tony Harris (240/121 games) - 1997-01
- 1.745 Greg Bell (171/98 games) - 1987-91
- 1.741 Kevin Punter Jr. (101/58 games) - 2014-16
- 1.69 Jon Higgins (209/124 games) - 1999-03
- 1.68 Shane Williams (94/56 games) - 1994-96

MOST 3-POINT FIELD GOALS MADE

■ BY CLASS

- Freshman - 93, Chris Lofton (31 games) - 2004-05
- Sophomore - 114, Chris Lofton (30 games) - 2005-06
- Junior - 106, Chris Lofton (31 games) - 2006-07
- Senior - 118, Chris Lofton (36 games) - 2007-08

■ BY CAREER

- 4-Year Career - 431, Chris Lofton (128 games) - 2004-08
- 3-Year Career - 151, Scotty Hopson (103 games) - 2009-11
- 2-Year Career - 110, Scooter McFadgon (54 games) - 2003-05
- 1-Year Career - 51, Antonio Barton (37 games) - 2013-14

MOST 3-POINT FIELD GOALS ATTEMPTED

■ BY CLASS

- Freshman - 200, Chris Lofton (31 games) - 2004-05
- Sophomore - 261, Chris Lofton (30 games) - 2005-06
- Junior - 253, Santiago Vescovi (35 games) - 2021-22
- 253, Chris Lofton (31 games) - 2006-07
- Senior - 307, Chris Lofton (36 games) - 2007-08

■ BY CAREER

- 4-Year Career - 1021, Chris Lofton (128 games) - 2004-08
- 3-Year Career - 426, Scotty Hopson (103 games) - 2009-11
- 2-Year Career - 306, Scooter McFadgon (54 games) - 2003-05
- 1-Year Career - 176, Ed Gray (27 games) - 1993-94

HIGHEST 3-POINT FIELD GOAL PERCENTAGE

■ BY CLASS

- Freshman - .465, Chris Lofton (93-200) - 2004-05
- Sophomore - .486, Jon Higgins (53-109) - 2000-01
- Junior - .431, Greg Bell (66-153) - 1989-90
- Senior - .434, Mark Griffin (49-113) - 1988-89

■ BY CAREER

- 4-Year Career - .424, Allan Houston (346-817) - 1989-93
- 3-Year Career - .354, Scotty Hopson (151-426) - 2009-11
- 2-Year Career - .373, Thaydeus Holden (82-220) - 2001-03
- 1-Year Career - .383, Kennedy Chandler (49-128) - 2021-22

YEAR-BY-YEAR LEADERS (by percentage)

Year	Player	3PM	3PA	PCT	Year	Player	3PM	3PA	PCT	Year	Player	3PM	3PA	PCT
1987	No player met the minimum				2000	Tony Harris	73	193	.378	2013	Jordan McRae	60	169	.355
1988	Greg Bell	39	98	.398	2001	Jon Higgins	53	109	.486	2014	Jordan McRae	79	225	.351
1989	Mark Griffin	49	113	.434	2002	Jon Higgins	50	139	.360	2015	Josh Richardson	46	128	.359
1990	Allan Houston	83	192	.432	2003	Jon Higgins	53	129	.411	2016	Kevin Punter Jr.	58	157	.369
1991	Allan Houston	99	231	.429	2004	C.J. Watson	44	107	.411	2017	Lamonté Turner	41	125	.328
1992	Allan Houston	82	196	.418	2005	Chris Lofton	93	200	.465	2018	Lamonté Turner	70	177	.395
1993	Allan Houston	82	198	.414	2006	Chris Lofton	114	261	.437	2019	Admiral Schofield	74	177	.418
1994	Cortez Barnes	45	139	.324	2007	Chris Lofton	106	253	.419	2020	Santiago Vescovi	36	100	.360
1995	Shane Carnes	52	132	.394	2008	Chris Lofton	118	307	.384	2021	Santiago Vescovi	53	142	.373
1996	Brandon Wharton	56	141	.397	2009	Scotty Hopson	46	129	.357	2022	Santiago Vescovi	102	253	.403
1997	Brandon Wharton	58	135	.430	2010	Scotty Hopson	52	156	.333	<i>Minimum 3.0 attempts per game</i>				
1998	Brandon Wharton	63	147	.429	2011	Scotty Hopson	53	141	.376					
1999	Tony Harris	64	164	.390	2012	Skylar McBee	63	161	.391					

OUTLOOK

PLAYERS

STAFF

REVIEW

RESULTS

RECORDS

HONORS

POSTSEASON

VOLMANAC

MEDIA INFO



ASSISTS

ASSISTS

■ GAME

1. 19 Bill Hann vs. Alabama (1/6/1968)
2. 16 Bert Bertelkamp vs. Maryland (3/8/1980)
- 16 Johnny Darden vs. vs. Northwestern (12/21/1977)
- 16 Rodney Woods at Georgia (2/1/1975)
5. 15 Fred Jenkins vs. Georgia (2/28/1987)
6. 14 Lamonté Turner vs. Murray State (11/12/2019)
- 14 LaMarcus Golden at South Carolina (1/19/1994)
- 14 Rodney Woods vs. Auburn (2/3/1973)
9. 13 Johnny Darden at Auburn (3/6/1978)
- 13 Johnny Darden vs. Xavier (12/21/1976)
- 13 Johnny Darden at LSU (11/26/1976)
- 13 Rodney Woods vs. Wisconsin-Milwaukee (11/30/1974)
- 13 Rodney Woods vs. Vermont (12/30/1974)
- 13 Rodney Woods vs. Ole Miss (1/11/1975)
- 13 Rodney Woods at LSU (3/1/1975)
- 13 Rodney Woods vs. Georgia (3/8/1975)
17. 12 Lamonté Turner vs. Chattanooga (11/25/2019)
- 12 LaMarcus Golden vs. UT-Martin (11/26/1993)
- 12 Tony Harris vs. Austin Peay (11/27/2000)
- 12 Tyrone Beaman at Auburn (1/24/1983)
- 12 Johnny Darden at Kentucky (2/15/1978)
- 12 Johnny Darden at Mississippi State (2/13/1978)
- 12 Johnny Darden vs. Georgia (1/21/1978)
- 12 Johnny Darden vs. Duke (12/7/1976)
- 12 Johnny Darden vs. LSU (2/12/1977)
- 12 Johnny Darden vs. Kentucky (3/5/1977)
- 12 Johnny Darden vs. Syracuse (3/13/1977)
- 12 Rodney Woods vs. Mississippi State (2/24/1975)
- 12 Jimmy England at Florida (2/15/1971)
30. 11 Lamonté Turner vs. Jacksonville State (12/21/2019)
- 11 Jordan Bone vs. Samford (12/19/2018)
- 11 Trae Golden vs. Louisiana-Monroe (11/16/2011)
- 11 Bobby Maze vs. UT-Chattanooga (11/15/2008)
- 11 Tyrone Beaman vs. Georgia (1/3/1983)
- 11 Fred Jenkins vs. LSU (1/11/1986)
- 11 Travis Henry vs. UT-Chattanooga (12/3/1988)
- 11 Allan Houston vs. LSU (2/10/1990)
- 11 Dane Bradshaw vs. Long Beach State (3/16/2007)
- 11 Johnny Darden vs. East Carolina (12/5/1978)
- 11 Johnny Darden at Auburn (2/5/1977)
- 11 Johnny Darden vs. Mississippi State (2/21/1976)
- 11 Rodney Woods vs. Santa Clara (12/29/1973)
- 11 Rodney Woods vs. Mississippi State (1/26/1974)

■ SEASON

1. 227 Rodney Woods (26 games) - 1974-75
2. 221 Johnny Darden (27 games) - 1976-77
3. 215 Jordan Bone (37 games) - 2018-19
4. 192 Johnny Darden (23 games) - 1977-78
5. 184 Tyrone Beaman (32 games) - 1982-83
6. 173 Bill Hann (28 games) - 1968-69
7. 165 Dane Bradshaw (35 games) - 2006-07
8. 164 Johnny Darden (27 games) - 1975-76
9. 161 Kennedy Chandler (34 games) - 2021-22
10. 160 C.J. Watson (29 games) - 2002-03
11. 156 Rodney Woods (26 games) - 1973-74
12. 155 LaMarcus Golden (27 games) - 1993-94
- 155 C.J. Watson (31 games) - 2004-05
14. 154 Trae Golden (34 games) - 2011-12
- 154 Bert Bertelkamp (29 games) - 1979-80

■ CAREER

1. 715 Johnny Darden (109 games) - 1975-79
2. 577 C.J. Watson (119 games) - 2002-06
3. 525 Rodney Woods (76 games) - 1972-75
4. 509 Tony Harris (121 games) - 1997-01
5. 491 Tyrone Beaman (121 games) - 1980-84
6. 460 Allan Houston (128 games) - 1989-93
7. 405 Jordan Bone (95 games) - 2016-19
8. 397 Michael Brooks (127 games) - 1980-83,84-85
9. 388 Fred Jenkins (110 games) - 1983-87
10. 386 Dane Bradshaw (124 games) - 2003-07
11. 352 Jon Higgins (124 games) - 1999-03
12. 347 Lamonté Turner (106 games) - 2016-20
13. 344 Trae Golden (96 games) - 2010-13
14. 332 Bert Bertelkamp (110 games) - 1976-80
15. 315 Brandon Wharton (115 games) - 1995-99

ASSISTS PER GAME

■ SEASON

1. 8.73 Rodney Woods (227/26 games) - 1974-75
2. 8.35 Johnny Darden (192/23 games) - 1977-78
3. 8.19 Johnny Darden (221/27 games) - 1976-77
4. 7.09 Lamonté Turner (78/11 games) - 2019-20
5. 6.18 Bill Hann (173/28 games) - 1968-69
6. 6.07 Johnny Darden (164/27 games) - 1975-76
7. 6.00 Rodney Woods (156/26 games) - 1973-74
8. 5.92 Rodney Woods (142/24 games) - 1972-73
9. 5.81 Jordan Bone (215/37 games) - 2018-19
10. 5.75 Tyrone Beaman (184/32 games) - 1982-83
11. 5.74 LaMarcus Golden (155/27 games) - 1993-94
12. 5.54 Fred Jenkins (133/24 games) - 1986-87
13. 5.52 C.J. Watson (160/29 games) - 2002-03
14. 5.31 Bert Bertelkamp (154/29 games) - 1979-80
15. 5.21 Jimmy England (146/28 games) - 1970-71

■ CAREER

1. 6.91 Rodney Woods (525/76 games) - 1972-75
2. 6.56 Johnny Darden (715/109 games) - 1975-79
3. 5.11 LaMarcus Golden (291/57 games) - 1992-94
4. 4.85 C.J. Watson (577/119 games) - 2002-06
5. 4.74 Kennedy Chandler (161/34 games) - 2021-22
6. 4.53 Clarence Swearengen (263/58 games) - 1987-89
7. 4.26 Jordan Bone (405/95 games) - 2016-19
8. 4.21 Tony Harris (509/121 games) - 1997-01
9. 4.06 Tyrone Beaman (491/121 games) - 1980-84
10. 3.62 Damon Johnson (199/55 games) - 1994-96
11. 3.59 Allan Houston (460/128 games) - 1989-93
12. 3.58 Trae Golden (344/96 games) - 2010-13
13. 3.53 Fred Jenkins (388/110 games) - 1983-87
14. 3.41 Shane Williams (191/56 games) - 1994-96
15. 3.27 Lamonté Turner (347/106 games) - 2016-20



Johnny Darden dished out a school-record 715 assists during his four-year career, averaging an incredible 6.56 assists per game.

MOST ASSISTS

■ **BY CLASS**

- Freshman - 164, Johnny Darden (27 games) - 1975-76
- Sophomore - 221, Johnny Darden (27 games) - 1976-77
- Junior - 215, Jordan Bone (37 games) - 2018-19
- Senior - 227, Rodney Woods (26 games) - 1974-75

■ **BY CAREER**

- 4-Year Career - 715, Johnny Darden (109 games) - 1975-79
- 3-Year Career - 525, Rodney Woods (76 games) - 1972-75
- 2-Year Career - 263, Clarence Swearingen (58 games) - 1987-89
- 1-Year Career - 161, Kennedy Chandler (34 games) - 2021-22

MOST ASSISTS PER GAME

■ **BY CLASS**

- Freshman - 6.1, Johnny Darden (27 games) - 1975-76
- Sophomore - 8.2, Johnny Darden (27 games) - 1976-77
- Junior - 8.3, Johnny Darden (23 games) - 1977-78
- Senior - 8.7, Rodney Woods (26 games) - 1974-75

■ **BY CAREER**

- 4-Year Career - 6.6, Johnny Darden (109 games) - 1975-79
- 3-Year Career - 6.9, Rodney Woods (76 games) - 1972-75
- 2-Year Career - 5.1, LaMarcus Golden (57 games) - 1992-94
- 1-Year Career - 4.7, Kennedy Chandler (34 games) - 2021-22

YEAR-BY-YEAR LEADERS (per game)

Year	Player	G	Asts	APG	Year	Player	G	Asts	APG	Year	Player	G	Asts	APG
1969	Bill Hann	28	173	6.2	1988	Clarence Swearingen	28	122	4.4	2007	Dane Bradshaw	35	165	4.7
1970	Jimmy England	25	63	2.5	1989	Clarence Swearingen	30	141	4.7	2008	Tyler Smith	36	122	3.4
1971	Jimmy England	28	146	5.2	1990	Allan Houston	30	127	4.2	2009	Tyler Smith	34	114	3.4
1972	Steve Hirschorn	23	83	3.6	1991	Allan Houston	34	131	3.9	2010	Bobby Maze	37	118	3.2
1973	Rodney Woods	24	142	5.9	1992	Allan Houston	34	110	3.2	2011	Melvin Goins	33	93	2.8
1974	Rodney Woods	26	156	6.0	1993	LaMarcus Golden	30	136	4.5	2012	Trae Golden	34	154	4.5
1975	Rodney Woods	26	227	8.7	1994	LaMarcus Golden	27	155	5.7	2013	Trae Golden	31	121	3.9
1976	Johnny Darden	27	164	6.1	1995	Damon Johnson	27	128	4.7	2014	Jordan McRae	37	91	2.5
1977	Johnny Darden	27	221	8.2	1996	Shane Williams	29	113	3.9	2015	Josh Richardson	32	115	3.6
1978	Johnny Darden	23	192	8.3	1997	Cornelius Jackson	27	65	2.4	2016	Armani Moore	33	134	4.1
1979	Johnny Darden	32	138	4.2	1998	Tony Harris	27	113	4.2	2017	Jordan Bone	23	66	2.9
1980	Bert Bertelkamp	29	154	5.3	1999	Tony Harris	30	143	4.8	2018	Jordan Bone	35	124	3.5
1981	Michael Brooks	29	90	3.1	2000	Tony Harris	33	134	4.1	2019	Jordan Bone	37	215	5.8
1982	Tyrone Beaman	30	125	4.2	2001	Tony Harris	33	119	3.6	2020	Lamonté Turner	11	78	7.1
1983	Tyrone Beaman	32	184	5.8	2002	Jon Higgins	31	122	3.9	2021	Santiago Vescovi	27	84	3.1
1984	Tyrone Beaman	35	134	3.9	2003	C.J. Watson	29	160	5.5	2022	Kennedy Chandler	34	161	4.7
1985	Michael Brooks	37	132	3.6	2004	C.J. Watson	29	145	5.0					
1986	Fred Jenkins	16	62	3.9	2005	C.J. Watson	31	155	5.0					
1987	Fred Jenkins	24	133	5.5	2006	C.J. Watson	30	117	3.9					

ASSIST/TURNOVER RATIO

Tennessee first started tracking turnovers as an official stat beginning with the 1977-78 season. Thus, all records listed here only reflect assist/turnover ratio since the stat has been recorded.

Some former Vols who played before 1977-78 and would likely have been among the leaders listed on this spread include, but are not limited to: Bert Bertelkamp (career data incomplete) Bill Hann, Jimmy England, Steve Hirschorn, Rodney Woods and Johnny Darden (career data incomplete).

ASSIST/TURNOVER RATIO

■ SEASON

- 2.91 Jordan Bone (215/74 in 37 games) - 2018-19
- 2.821 Jon Higgins (79/28 in 27 games) - 2002-03
- 2.818 Jordan Bone (124/44 in 35 games) - 2017-18
- 2.762 Dane Bradshaw (116/42 in 30 games) - 2005-06
- 2.756 Shane Williams (113/41 in 29 games) - 1995-96
- 2.75 Dane Bradshaw (165/60 in 35 games) - 2006-07
- 2.56 Darius Thompson (87/34 in 37 games) - 2013-14
- 2.50 Lamonté Turner (105/42 in 28 games) - 2018-19
- 2.29 Jon Higgins (80/35 in 33 games) - 2000-01
- 2.27 Bobby Maze (118/52 in 37 games) - 2009-10
- 2.25 Michael Brooks (90/40 in 29 games) - 1980-81
- 2.24 Jordan Howell (76/34 in 35 games) - 2007-08
- 2.16 Trae Golden (69/32 in 31 games) - 2010-11
- 2.14 Bert Bertelkamp (154/72 in 29 games) - 1979-80
- 2.11 Antonio Barton (76/36 in 37 games) - 2013-14
- 2.10 Jon Higgins (122/58 in 31 games) - 2001-02
- 2.09 Orlando Berry (69/33 in 25 games) - 1991-92
- 2.06 Jordan Bone (66/32 in 23 games) - 2016-17

Minimum: 2.0 assists per game

■ CAREER

- 2.70 Jordan Bone (405/150 in 95 games) - 2016-19
- 2.20 Jon Higgins (352/160 in 124 games) - 1999-2003
- 2.144 Dane Bradshaw (386/180 in 124 games) - 2003-07
- 2.142 Bobby Maze (227/106 in 71 games) - 2008-10
- 1.91 Lamonté Turner (347/182 in 106 games) - 2016-20
- 1.820 C.J. Watson (577/317 in 119 games) - 2002-06
- 1.819 Shane Williams (191/105 in 56 games) - 1994-96
- 1.78 Trae Golden (344/193 in 96 games) - 2010-13
- 1.70 Tyler Smith (280/165 in 82 games) - 2008-10
- 1.62 Clarence Swearngen (263/162 in 58 games) - 1987-89
- 1.60 LaMarcus Golden (291/183 in 57 games) - 1992-94
- 1.56 Melvin Goins (150/96 in 64 games) - 2009-11
- 1.50 Tyrone Beaman (491/328 in 121 games) - 1980-84
- 1.452 Travis Henry (225/155 in 97 games) - 1985-89
- 1.446 Tony Harris (509/352 in 121 games) - 1997-2001
- 1.40 Michael Brooks (397/284 in 127 games) - 1980-85
- 1.37 Ramar Smith (224/164 in 71 games) - 2007-08
- 1.333 Fred Jenkins (388/291 in 110 games) - 1983-87
- 1.330 Jay Price (278/209 in 116 games) - 1988-92
- 1.30 J.P. Prince (259/199 in 95 games) - 2007-10

Minimum: 2.0 assists per game and 40 games played

BEST ASSIST/TURNOVER RATIO

■ BY CLASS

- Freshman - 2.56, Darius Thompson (87/34 in 37 games) - 2013-14
 Sophomore - 2.82, Jordan Bone (124/44 in 35 games) - 2017-18
 Junior - 2.91, Jordan Bone (215/74 in 37 games) - 2018-19
 Senior - 2.82, Jon Higgins (79/28 in 27 games) - 2002-03

■ BY CAREER

- 4-Year Career - 2.20, Jon Higgins (352/160 in 124 games) - 1999-2003
 3-Year Career - 2.70, Jordan Bone (405/150 in 95 games) - 2016-19
 2-Year Career - 2.14, Bobby Maze (227/106 in 71 games) - 2008-10
 1-Year Career - 2.56, Darius Thompson (87/34 in 37 games) - 2013-14



In 95 games during his three-year Tennessee career, **Jordan Bone** maintained a program-record 2.70 assist/turnover ratio.



YEAR-BY-YEAR LEADERS (min. 2.0 apg)

Year	Player	Asts	TO	Ratio	Year	Player	Asts	TO	Ratio	Year	Player	Asts	TO	Ratio
1978	Johnny Darden	192	100	1.92	1997	Aaron Green	56	41	1.37	2016	Armani Moore	134	85	1.58
1979	Johnny Darden	105	57	1.84	1998	Tony Harris	113	79	1.43	2017	Jordan Bone	66	32	2.06
1980	Bert Bertelkamp	154	72	2.14	1999	Tony Harris	143	106	1.35	2018	Jordan Bone	124	44	2.82
1981	Michael Brooks	90	40	2.25	2000	Jon Higgins	71	39	1.82	2019	Jordan Bone	215	74	2.91
1982	Steve Ray	89	44	2.02	2001	Tony Harris	80	35	2.29	2020	Lamonté Turner	78	42	1.86
1983	Tyrone Beaman	184	99	1.86	2002	Jon Higgins	122	58	2.10	2021	Josiah-Jordan James	51	30	1.70
1984	Tyrone Beaman	134	98	1.37	2003	Jon Higgins	79	28	2.82	2022	Santiago Vescovi	111	56	1.98
1985	Michael Brooks	132	90	1.47	2004	C.J. Watson	145	73	1.99					
1986	Fred Jenkins	62	42	1.48	2005	C.J. Watson	155	96	1.61					
1987	Fred Jenkins	133	71	1.87	2006	Dane Bradshaw	116	42	2.76					
1988	Travis Henry	69	39	1.77	2007	Dane Bradshaw	165	60	2.75					
1989	Clarence Swearngen	141	85	1.66	2008	Jordan Howell	76	34	2.24					
1990	Allan Houston	127	101	1.26	2009	Cameron Tatum	109	54	2.02					
1991	Jay Price	110	89	1.24	2010	Bobby Maze	118	52	2.27					
1992	Orlando Berry	69	33	2.09	2011	Trae Golden	69	32	2.16					
1993	LaMarcus Golden	136	77	1.77	2012	Trae Golden	154	98	1.57					
1994	LaMarcus Golden	155	106	1.46	2013	Trae Golden	121	63	1.92					
1995	Alico Dunk	64	46	1.39	2014	Darius Thompson	87	34	2.56					
1996	Shane Williams	116	42	2.76	2015	Josh Richardson	115	85	1.35					

BLOCKED SHOTS

BLOCKED SHOTS

■ GAME

1. 9 Yves Pons vs. Florida (3/12/2021)
2. 6 Yves Pons vs. Jacksonville State (12/21/2019)
- 6 Grant Williams at Texas A&M (12/29/2016)
- 6 Kyle Alexander at TCU (1/30/2016)
- 6 Wayne Chism at Kansas (1/3/2009)
- 6 Elgrace Wilborn vs. Georgetown (3/18/2003)
- 6 Doug Roth vs. LSU (1/11/1989)
- 6 Reggie Johnson vs. Biscayne (11/11/1978)
- 6 Reggie Johnson vs. Vanderbilt (3/7/1977)
10. 5 33 times; last by John Fulkerson vs. Texas Tech (12/7/2021)

■ SEASON

1. 73 Yves Pons (31 games) - 2019-20
- 73 C.J. Black (29 games) - 1997-98
3. 64 Kyle Alexander (37 games) - 2018-19
4. 61 Grant Williams (32 games) - 2016-17
5. 60 Doug Roth (30 games) - 1988-89
6. 57 Kyle Alexander (34 games) - 2017-18
7. 55 Grant Williams (37 games) - 2018-19
- 55 C.J. Black (32 games) - 1999-00
9. 54 Armani Moore (33 games) - 2015-16
10. 53 Dyron Nix (29 games) - 1986-87
11. 51 Marcus Haislip (33 games) - 2000-01
12. 49 Wayne Chism (36 games) - 2007-08
- 49 Reggie Johnson (27 games) - 1977-78
14. 48 Wayne Chism (37 games) - 2006-10
15. 47 Yves Pons (26 games) - 2020-21
- 47 Rob Jones (37 games) - 1984-85

■ CAREER

1. 212 C.J. Black (118 games) - 1996-00
2. 185 Kyle Alexander (135 games) - 2015-19
3. 160 Grant Williams (104 games) - 2016-19
4. 152 Wayne Chism (142 games) - 2006-10
5. 146 Doug Roth (114 games) - 1985-89
6. 142 Dyron Nix (113 games) - 1985-89
7. 140 Isiah Victor (125 games) - 1997-01
8. 137 Yves Pons (116 games) - 2017-21
9. 133 Charles Hathaway (126 games) - 1996-01
10. 131 Vincent Yarbrough (127 games) - 1998-02
- 131 Armani Moore (128 games) - 2012-16
12. 122 Steve Hamer (104 games) - 1992-96
13. 119 Reggie Johnson (115 games) - 1976-80
14. 116 John Fulkerson (165 games) - 2021-22*
- 116 Marcus Haislip (89 games) - 1999-02
16. 112 Rob Jones (130 games) - 1982-86

* received an extra season of eligibility (COVID)

BLOCKED SHOTS PER GAME

■ SEASON

1. 2.52 C.J. Black (73/29 games) - 1997-98
2. 2.35 Yves Pons (73/31 games) - 2019-20
3. 2.00 Doug Roth (60/30 games) - 1988-89
4. 1.91 Grant Williams (61/32 games) - 2016-17
5. 1.83 Dyron Nix (53/29 games) - 1986-87
6. 1.815 Reggie Johnson (49/27 games) - 1977-78
7. 1.808 Yves Pons (47/26 games) - 2020-21
8. 1.76 Marcus Haislip (44/25 games) - 2001-02
9. 1.73 Kyle Alexander (64/37 games) - 2018-19
10. 1.72 C.J. Black (55/32 games) - 1999-00
11. 1.68 Kyle Alexander (57/34 games) - 2017-18
12. 1.64 Armani Moore (54/33 games) - 2015-16
13. 1.551 Elgrace Wilborn (45/29 games) - 2002-03
14. 1.545 Marcus Haislip (51/33 games) - 2000-01
15. 1.53 C.J. Black (46/30 games) - 1998-99
16. 1.49 Grant Williams (55/37 games) - 2018-19
17. 1.42 Charles Hathaway (44/31 games) - 2000-01
18. 1.41 C.J. Black (38/27 games) - 1996-97
19. 1.40 Steve Hamer (35/25 games) - 1994-95
20. 1.36 Wayne Chism (49/36 games) - 2007-08

■ CAREER

1. 1.80 C.J. Black (212/118 games) - 1996-00
2. 1.54 Grant Williams (160/104 games) - 2016-19 (still active)
3. 1.37 Kyle Alexander (185/135 games) - 2015-19
4. 1.30 Marcus Haislip (116/89 games) - 1999-02
5. 1.28 Doug Roth (146/114 games) - 1985-89
6. 1.26 Dyron Nix (142/113 games) - 1985-89
7. 1.21 John Fields (41/34 games) - 2011
8. 1.18 Yves Pons (137/116 games) - 2017-21
9. 1.17 Steve Hamer (122/104 games) - 1992-96
10. 1.12 Isiah Victor (140/125 games) - 1997-01
11. 1.06 Charles Hathaway (133/126 games) - 1996-01
12. 1.082 Andre Patterson (66/61 games) - 2004-06
13. 1.080 Jarnell Stokes (94/87 games) - 2011-14
14. 1.07 Wayne Chism (152/142 games) - 2006-10
15. 1.05 Elgrace Wilborn (61/58 games) - 2001-03



C.J. Black owns two of the top 10 single-season blocks totals in Tennessee history. He also stands as UT's all-time career blocks leader, with 212.

MOST BLOCKS

■ **BY CLASS**

- Freshman - 61, Grant Williams (32 games) - 2016-17
- Sophomore - 73, C.J. Black (29 games) - 1997-98
- Junior - 73, Yves Pons (31 games) - 2019-20
- Senior - 64, Kyle Alexander (37 games) - 2018-19

■ **BY CAREER**

- 4-Year Career - 212, C.J. Black (118 games) - 1996-00
- 3-Year Career - 160, Grant Williams (104 games) - 2016-19
- 2-Year Career - 66, Andre Patterson (61 games) - 2004-06
- 1-Year Career - 41, John Fields (34 games) - 2010-11

MOST BLOCKS PER GAME

■ **BY CLASS**

- Freshman - 1.91, Grant Williams (32 games) - 2016-17
- Sophomore - 2.52, C.J. Black (29 games) - 1997-98
- Junior - 2.35, Yves Pons (31 games) - 2019-20
- Senior - 2.00, Doug Roth (30 games) - 1988-89

■ **BY CAREER**

- 4-Year Career - 1.80, C.J. Black (118 games) - 1996-00
- 3-Year Career - 1.54, Grant Williams (104 games) - 2016-19
- 2-Year Career - 1.08, Andre Patterson (61 games) - 2004-06
- 1.05, Elgrace Wilborn (58 games) - 2001-03
- 1-Year Career - 1.21, John Fields (34 games) - 2010-11

YEAR-BY-YEAR LEADERS (per game)

Year	Player	G	Blks	BPG	Year	Player	G	Blks	BPG	Year	Player	G	Blks	BPG
1977*	Reggie Johnson	28	32	1.1	1993	Steve Hamer	26	24	0.9	2009	Wayne Chism	34	34	1.0
1978	Reggie Johnson	27	49	1.8	1994	Shun Sheffield	26	28	1.1	2010	Wayne Chism	37	48	1.3
1979	Reggie Johnson	33	41	1.2	1995	Steve Hamer	25	35	1.4	2011	John Fields	34	41	1.2
1980	Reggie Johnson	27	29	1.1	1996	Steve Hamer	29	39	1.4	2012	Kenny Hall	25	25	1.0
1981	Howard Wood	29	18	0.6	1997	C.J. Black	27	38	1.4	2013	Jarnell Stokes	33	37	1.1
1982	Willie Burton	30	38	1.3	1998	C.J. Black	29	73	2.5	2014	Jordan McRae	37	38	1.0
1983	Willie Burton	32	25	0.8	1999	C.J. Black	30	46	1.5	2015	Armani Moore	32	39	1.2
1984	Rob Jones	35	29	0.8	2000	C.J. Black	32	55	1.7	2016	Armani Moore	33	54	1.6
1985	Rob Jones	37	47	1.3	2001	Marcus Haislip	33	51	1.6	2017	Grant Williams	32	61	1.9
1986	Rob Jones	28	25	0.9	2002	Marcus Haislip	25	44	1.8	2018	Kyle Alexander	34	57	1.7
1987	Dyron Nix	29	53	1.8	2003	Elgrace Wilborn	29	45	1.6	2019	Kyle Alexander	64	37	1.7
1988	Doug Roth	29	36	1.2	2004	Brandon Crump	29	37	1.3	2020	Yves Pons	31	73	2.4
1989	Doug Roth	30	60	2.0	2005	Brandon Crump	27	32	1.2	2021	Yves Pons	26	47	1.8
1990	Ian Lockhart	30	20	0.7	2006	Major Wingate	30	34	1.1	2022	Olivier Nkamhoua	22	25	1.1
1991	Michael Curry	28	24	0.9	2007	Duke Crews	35	32	0.9					
1992	Corey Allen	34	27	0.8	2008	Wayne Chism	36	49	1.4					

* Totals Incomplete



STEALS

STEALS

■ GAME

- 7 Kennedy Chandler vs. Presbyterian (11/30/2021)
- 7 Vincent Yarbrough vs. UNC-Greensboro (12/22/1998)
- 7 LaMarcus Golden vs. Mercer (12/28/1993)
- 7 Clarence Swearengen vs. UAB (12/20/1988)
- 7 Clarence Swearengen vs. Florida (3/11/1988)
- 7 Dale Ellis at Mississippi State (1/20/1982)
- 7 Terry Crosby vs. Florida (1/11/1977)

■ SEASON

- 78 LaMarcus Golden (27 games) - 1993-94
- 74 Kennedy Chandler (34 games) - 2021-22
- 73 JaJuan Smith (35 games) - 2006-07
- 67 Josh Richardson (32 games) - 2014-15
- 67 Dane Bradshaw (35 games) - 2006-07
- 67 Tyrone Beaman (32 games) - 1982-83
- 66 Clarence Swearengen (30 games) - 1988-89
- 64 Ian Lockhart (30 games) - 1989-90
- 61 JaJuan Smith (36 games) - 2007-08
- 60 Zakai Zeigler (35 games) - 2021-22
- 60 Chris Lofton (30 games) - 2005-06
- 60 LaMarcus Golden (30 games) - 1992-93
- 59 Santiago Vescovi (35 games) - 2021-22
- 59 C.J. Watson (30 games) - 2005-06
- 58 Vincent Yarbrough (31 games) - 2001-02
- 58 C.J. Watson (31 games) - 2004-05

■ CAREER

- 211 Vincent Yarbrough (127 games) - 1998-02
- 198 C.J. Watson (119 games) - 2002-06
- 193 Chris Lofton (128 games) - 2004-08
- 183 JaJuan Smith (126 games) - 2004-08
- 177 Fred Jenkins (110 games) - 1983-87
- 173 Tyrone Beaman (121 games) - 1980-84
- 162 Dane Bradshaw (124 games) - 2003-07
- 154 Dale Ellis (118 games) - 1979-83
- 150 Brandon Wharton (115 games) - 1995-99
- 147 Josh Richardson (136 games) - 2011-15
- 145 Tony Harris (121 games) - 1997-01
- 138 LaMarcus Golden (57 games) - 1992-94
- 138 Dyron Nix (113 games) - 1985-89
- 133 Allan Houston (128 games) - 1989-93
- 132 Gary Carter (97 games) - 1978-82

STEALS PER GAME

■ SEASON

- 2.88 LaMarcus Golden (78/27 games) - 1993-94
- 2.20 Clarence Swearengen (66/30 games) - 1988-89
- 2.19 Fred Jenkins (35/16 games) - 1985-86
- 2.18 Kennedy Chandler (74/34 games) - 2021-22
- 2.13 Ian Lockhart (64/30 games) - 1989-90
- 2.094 Josh Richardson (67/32 games) - 2014-15
- 2.094 Tyrone Beaman (67/32 games) - 1982-83
- 2.085 JaJuan Smith (73/35 games) - 2006-07
- 2.00 Chris Lofton (60/30 games) - 2005-06
- 2.00 Aaron Green (50/25 games) - 1996-97
- 2.00 LaMarcus Golden (60/30 games) - 1992-93
- 1.97 C.J. Watson (59/30 games) - 2005-06
- 1.96 Clarence Swearengen (55/28 games) - 1987-88
- 1.91 Dane Bradshaw (67/35 games) - 2006-07
- 1.871 C.J. Watson (58/31 games) - 2004-05
- 1.871 Vincent Yarbrough (58/31 games) - 2001-02

■ CAREER

- 2.42 LaMarcus Golden (138/57 games) - 1992-94
- 2.18 Kennedy Chandler (74/34 games) - 2021-22
- 2.09 Clarence Swearengen (121/58 games) - 1987-89
- 1.664 C.J. Watson (198/119 games) - 2002-06
- 1.661 Vincent Yarbrough (211/127 games) - 1998-02
- 1.61 Fred Jenkins (177/110 games) - 1983-87
- 1.52 Ed Gray (41/27 games) - 1993-94
- 1.51 Chris Lofton (193/128 games) - 2004-08
- 1.50 Kevin Punter Jr. (87/58 games) - 2014-16
- 1.45 JaJuan Smith (183/126 games) - 2004-08
- 1.43 Tyrone Beaman (173/121 games) - 1980-84
- 1.39 Melvin Goins (89/64 games) - 2009-11
- 1.38 Shane Williams (77/56 games) - 1994-96
- 1.37 J.P. Prince (130/95 games) - 2007-10
- 1.36 Gary Carter (132/97 games) - 1978-82
- 1.306 Dane Bradshaw (162/124 games) - 2003-07
- 1.305 Dale Ellis (154/118 games) - 1979-83
- 1.304 Brandon Wharton (150/115 games) - 1995-99
- 1.300 Shane Carnes (39/30 games) - 1994-96
- 1.27 Damon Johnson (70/55 games) - 1994-96

MOST STEALS

■ BY CLASS

- Freshman - 74, Kennedy Chandler (34 games) - 2021-22
- Sophomore - 78, LaMarcus Golden (27 games) - 1993-94
- Junior - 73, JaJuan Smith (35 games) - 2006-07
- Senior - 67, Josh Richardson (32 games) - 2014-15
- 67, Dane Bradshaw (35 games) - 2006-07

■ BY CAREER

- 4-Year Career - 211, Vincent Yarbrough (127 games) - 1998-02
- 3-Year Career - 130, J.P. Prince (95 games) - 2007-10
- 2-Year Career - 138, LaMarcus Golden (57 games) - 1992-94
- 1-Year Career - 74, Kennedy Chandler (34 games) - 2021-22

MOST STEALS PER GAME

■ BY CLASS

- Freshman - 2.2, Kennedy Chandler (34 games) - 2021-22
- Sophomore - 2.9, LaMarcus Golden (27 games) - 1993-94
- Junior - 2.2, Fred Jenkins (16 games) - 1985-86
- Senior - 2.2, Clarence Swearengen (30 games) - 1988-89

■ BY CAREER

- 4-Year Career - 1.664, C.J. Watson (119 games) - 2002-06
- 1.661, Vincent Yarbrough (127 games) - 1998-02
- 3-Year Career - 1.37, J.P. Prince (95 games) - 2007-10
- 2-Year Career - 2.42, LaMarcus Golden (57 games) - 1992-94
- 1-Year Career - 2.18, Kennedy Chandler (34 games) - 2021-22



During his lone season as a Vol, **Kennedy Chandler** totaled 74 steals in 34 games played. That stands as the second-highest season total in program history.

OUTLOOK

PLAYERS

STAFF

REVIEW

RESULTS

RECORDS

HONORS

POSTSEASON

VOLMANAC

MEDIA INFO



YEAR-BY-YEAR LEADERS (per game)

Year	Player	G	Stls	SPG	Year	Player	G	Stls	SPG	Year	Player	G	Stls	SPG
1977*	Johnny Darden	27	23	0.9	1996	Damon Johnson	28	35	1.3	2015	Josh Richardson	32	67	2.1
1978	Terry Crosby	25	35	1.4	1997	Aaron Green	25	50	2.0	2016	Kevin Punter Jr.	26	36	1.4
1979	Terry Crosby	32	53	1.7	1998	Brandon Wharton	29	42	1.5	2017	Jordan Bowden	30	27	0.9
1980	Bert Bertelkamp	29	35	1.2	1999	Brandon Wharton	30	47	1.6	2018	Jordan Bowden	35	39	1.1
1981	Gary Carter	29	43	1.5	2000	Vincent Yarbrough	33	55	1.7	2019	Grant Williams	37	42	1.1
1982	Dale Ellis	30	47	1.6	2001	Vincent Yarbrough	33	55	1.7	2020	Lamonté Turner	20	11	1.8
1983	Tyrone Beaman	32	67	2.1	2002	Vincent Yarbrough	31	58	1.9	2021	Josiah-Jordan James	25	36	1.4
1984	Fred Jenkins	35	49	1.5	2003	C.J. Watson	29	36	1.2	2022	Kennedy Chandler	34	74	2.2
1985	Fred Jenkins	35	52	1.5	2004	C.J. Watson	29	45	1.6	* Totals Incomplete				
1986	Fred Jenkins	16	35	2.2	2005	C.J. Watson	31	58	1.9					
1987	Fred Jenkins	24	41	1.7	2006	Chris Lofton	30	60	2.0					
1988	Clarence Swearingen	28	55	2.0	2007	JaJuan Smith	35	73	2.1					
1989	Clarence Swearingen	30	66	2.2	2008	JaJuan Smith	36	61	1.7					
1990	Ian Lockhart	30	65	2.1	2009	J.P. Prince	31	47	1.5					
1991	Lang Wiseman	34	52	1.6	2010	J.P. Prince	37	57	1.5					
1992	Lang Wiseman	33	41	1.2	2011	Melvin Goins	33	57	1.7					
1993	LaMarcus Golden	30	60	2.0	2012	Jeronne Maymon	33	32	1.0					
1994	LaMarcus Golden	27	78	2.9	2013	Josh Richardson	33	35	1.1					
1995	Shane Williams	27	41	1.5	2014	Darius Thompson	37	36	1.0					

PLAYING EXPERIENCE

GAMES PLAYED

■ SEASON

- 37 Kyle Alexander - 2018-19
- Jordan Bone - 2018-19
- Admiral Schofield - 2018-19
- Grant Williams - 2018-19
- Antonio Barton - 2013-14
- Jeronne Maymon - 2013-14
- Jordan McRae - 2013-14
- Josh Richardson - 2013-14
- Jarnell Stokes - 2013-14
- Darius Thompson - 2013-14
- Wayne Chism - 2009-10
- Scotty Hopson - 2009-10
- Bobby Maze - 2009-10
- J.P. Prince - 2009-10
- Anthony Richardson - 1984-85
- Rob Jones - 1984-85
- Michael Brooks - 1984-85
- Myron Carter - 1984-85
19. 36 Six players tied

■ CAREER

- 165 John Fulkerson - 2016-22*
- 142 Wayne Chism - 2006-10
- 138 Cameron Tatum - 2008-12
- 136 Josh Richardson - 2011-15
- 135 Kyle Alexander - 2015-19
- 132 John Fulkerson - 2016-21
- Jordan Bowden - 2016-20
- Admiral Schofield - 2015-19
- 131 Skylar McBee - 2009-13
- 130 Rob Jones - 1982-86
- 128 Armani Moore - 2012-16
- 128 Chris Lofton - 2004-08
- 128 Allan Houston - 1989-93
- 127 Michael Brooks - 1980-83, 84-85
- 127 Vincent Yarbrough - 1998-02
- 127 Tony White - 1983-87

* received an extra season of eligibility (COVID)

GAMES STARTED

■ SEASON

- 37 Jordan McRae - 2013-14
- Jarnell Stokes - 2013-14
- Michael Brooks - 1984-85
- Rob Jones - 1984-85
- 36 Jeronne Maymon - 2013-14
- 36 Josh Richardson - 2013-14
- 36 Wayne Chism - 2009-10
- 36 Scotty Hopson - 2009-10
- 36 Bobby Maze - 2009-10
- 36 Chris Lofton - 2007-08
- 36 JaJuan Smith - 2007-08
- 35 Santiago Vescovi - 2021-22
- 35 Jordan Bowden - 2017-18
- 35 Grant Williams - 2017-18
- 35 Tyler Smith - 2007-08
- 35 JaJuan Smith - 2006-07
- 35 Dane Bradshaw - 2006-07
- 35 Willie Burton - 1983-84
19. 34 Kennedy Chandler - 2021-22
- 34 Kyle Alexander - 2017-18
- 34 Admiral Schofield - 2017-18
- 34 Cameron Tatum - 2011-12
- 34 Tyler Smith - 2008-09
- 34 Wayne Chism - 2007-08
- 34 Jay Price - 1991-92
- 34 Allan Houston - 1990-91
- 34 Allan Houston - 1991-92

■ CAREER

- 128 Chris Lofton - 2004-08
- 128 Allan Houston - 1989-93
- 125 Vincent Yarbrough - 1998-02
- 122 Jon Higgins - 1999-03
- 119 Wayne Chism - 2006-10
- 119 Tony Harris - 1997-01
- 118 C.J. Watson - 2002-05
- 114 Brandon Wharton - 1995-99
- 110 Josh Richardson - 2011-15
- 107 C.J. Black - 1996-00
- 105 Kyle Alexander - 2015-19
- 101 Grant Williams - 2016-19
- 100 Brandon Crump - 2001-05
- 99 Jordan Bowden - 2016-20
- 99 Tony White - 1983-87

MINUTES PLAYED

■ GAME

- 56 Trae Golden at Texas A&M (2/23/2013)
- 56 Jordan McRae at Texas A&M (2/23/2013)
- 55 Terry Crosby vs. Georgia (2/10/1979)
- 55 Reggie Johnson vs. Georgia (2/10/1979)
- 55 Gary Carter vs. Alabama (12/19/1979)
- 53 Jarnell Stokes at Texas A&M (2/23/2013)
- 52 Bert Bertelkamp vs. Alabama (12/19/1979)
- 51 Reggie Johnson vs. Alabama (12/19/1979)
- 50 Dyron Nix vs. VMI (12/5/1988)
- 50 Anthony Richardson at Georgia (1/30/1985)
- 50 Michael Brooks at Georgia (1/30/1985)
- 50 Rob Jones vs. SW Louisiana (12/27/1985)
- 50 Mike Jackson at Alabama (2/28/1976)

NOTE: Tennessee played a 3OT game (3/6/1967) and several 2OT games before minutes played became a recorded stat.

■ SEASON

- 1348 Rob Jones - 1984-85
- 1292 Michael Brooks - 1984-85
- 1236 Allan Houston - 1991-92
- 1219 Jordan Bone - 2018-19
- 1212 Allan Houston - 1990-91
- 1203 Willie Burton - 1983-84
- 1199 Jarnell Stokes - 2013-14
- 1191 Jordan McRae - 2013-14
- 1180 Grant Williams - 2018-19
- 1179 Dale Ellis - 1982-83
- 1174 Admiral Schofield - 2018-19
- 1162 Josh Richardson - 2014-15
- 1162 Terry Crosby - 1978-79
- 1137 Gary Carter - 1978-79
- 1135 Anthony Richardson - 1984-85

■ CAREER

- 4606 Allan Houston - 1989-93
- 4058 C.J. Watson - 2002-06
- 4034 Tony White - 1983-87
- 3995 Michael Brooks - 1980-83, 84-85
- 3943 Dale Ellis - 1979-83
- 3904 Brandon Wharton - 1995-99
- 3859 Chris Lofton - 2004-08
- 3859 Vincent Yarbrough - 1998-02
- 3840 Josh Richardson - 2011-15
- 3780 Jon Higgins - 1999-03
- 3741 Dyron Nix - 1985-89
- 3730 Jordan Bowden - 2016-20
- 3689 Tony Harris - 1997-01
- 3602 Rob Jones - 1982-86
- 3462 Gary Carter - 1978-82

MINUTES PER GAME

■ SEASON

- 38.3 Shane Williams (27 games) - 1994-95
- 38.0 Gary Carter (6 games) - 1981-82
- 37.8 Dale Ellis (30 games) - 1981-82
- 37.6 Tony White (29 games) - 1986-87
- 37.3 Gary Carter (29 games) - 1980-81
- 37.2 Shane Williams (29 games) - 1995-96
- 36.8 Dale Ellis (32 games) - 1982-83
- 36.8 Tony White (28 games) - 1985-86
- 36.4 Dale Ellis (29 games) - 1980-81
- 36.4 Rob Jones (37 games) - 1984-85
- 36.4 Allan Houston (34 games) - 1991-92
- 36.3 Josh Richardson (32 games) - 2014-15
- 36.3 Terry Crosby (32 games) - 1978-79
- 36.1 Allan Houston (30 games) - 1989-90
- 35.9 Dyron Nix (30 games) - 1988-89

■ CAREER

- 37.7 Shane Williams (56 games) - 1994-96
- 36.0 Allan Houston (128 games) - 1989-93
- 35.7 Gary Carter (97 games) - 1978-82
- 34.1 C.J. Watson (119 games) - 2002-06
- 33.9 Brandon Wharton (115 games) - 1995-99
- 33.4 Dale Ellis (118 games) - 1979-83
- 33.3 Damon Johnson (55 games) - 1994-96
- 33.1 Dyron Nix (113 games) - 1985-89
- 32.4 Kevin Punter Jr. (58 games) - 2014-16
- 31.8 Tony White (127 games) - 1983-87
- 31.6 Shane Carnes (30 games) - 1994-96
- 31.5 Corey Allen (64 games) - 1991-93
- 31.5 Michael Brooks (127 games) - 1980-83, 84-85
- 31.4 Ed Gray (27 games) - 1993-94
- 30.8 Kennedy Chandler (34 games) - 2021-22
- 30.8 Scooter McFadgon (54 games) - 2003-05

ATTENDANCE RECORDS

HOME ATTENDANCE (SINCE 1967)

■ STOKELY ATHLETIC CENTER

Year	Games	Attend.	Average	*National Rank
1966-67	14	114,814	8,201	--
1967-68	13	144,526	11,117	--
1968-69	14	148,103	10,579	--
1969-70	12	141,460	11,788	--
1970-71	14	163,692	11,692	--
1971-72	12	147,873	12,323	--
1972-73	12	146,704	12,225	--
1973-74	14	163,818	11,701	--
1974-75	14	170,985	12,213	--
1975-76	14	176,035	12,574	6th
1976-77	15	189,253	12,617	--
1977-78	14	173,383	12,385	13th
1978-79	14	169,165	12,083	17th
1979-80	14	176,652	12,618	13th
1980-81	15	189,448	12,630	18th
1981-82	12	150,578	12,548	15th
1982-83	15	188,536	12,569	13th
1983-84	19	215,384	11,336	22nd
1984-85	19	221,969	11,683	22nd
1985-86	15	181,846	12,123	19th
1986-87	15	182,859	12,191	17th

■ THOMPSON-BOLING ARENA

Year	Games	Attend.	Average	*National Rank
1987-88	16	333,175	20,823	3rd
1988-89	15	289,690	19,313	4th
1989-90	15	262,860	17,524	7th
1990-91	16	262,300	16,394	8th
1992-92	16	258,762	16,173	7th
1992-93	15	230,498	15,367	9th
1993-94	15	195,445	13,030	22nd
1994-95	15	223,235	14,882	13th
1995-96	17	244,410	14,377	13th
1996-97	16	228,710	14,294	11th
1997-98	16	245,947	15,372	10th
1998-99	15	236,950	15,797	9th
1999-00	16	248,979	15,561	12th
2000-01	15	232,805	15,520	11th
2001-02	14	199,221	14,230	16th
2002-03	17	233,413	13,730	18th
2003-04	17	228,248	13,426	21st
2004-05	16	195,609	12,225	20th
2005-06	15	269,310	17,954	5th
2006-07	16	314,571	19,661	4th
2007-08	16	324,274	20,267	4th
2008-09	15	307,239	20,483	4th
2009-10	16	306,680	19,168	4th
2010-11	18	341,130	18,952	5th
2011-12	17	295,994	17,411	5th
2012-13	16	278,326	17,395	6th
2013-14	17	263,070	15,475	12th
2014-15	16	241,025	15,064	13th
2015-16	16	227,725	14,233	17th
2016-17	16	218,190	13,637	20th
2017-18	15	243,148	16,210	8th
2018-19	18	342,615	19,034	4th
2019-20	17	322,822	18,990	4th
2020-21*	16	67,056	4,191	N/A
2021-22	16	291,236	18,202	5th

* Regular-season only (NIT home games, for instance, not included)

* In 2020-21, venues around the country had attendance restrictions in place, varying based on local guidelines, due to the COVID-19 pandemic.

LARGEST SINGLE-SEASON AVERAGE*

■ Average	Year	Games	Attend.
1. 20,823	1987-88	16	333,175
2. 20,483	2008-09	15	307,239
3. 20,267	2007-08	16	324,274
4. 19,661	2006-07	16	314,571
5. 19,313	1988-89	15	289,690
6. 19,168	2009-10	16	306,680
7. 19,034	2018-19	18	342,615
8. 18,990	2019-20	17	322,822
9. 18,952	2010-11	18	341,130
10. 18,202	2021-22	16	291,236

* Regular-season only (NIT home games, for instance, not included)

LARGEST CROWDS (ALL GAMES)

■ Attend.	Opponent (Date)	Location
1. 41,072	vs. Michigan (3/28/2014)	Indianapolis, Ind.
2. 26,776	vs. Ohio State (3/22/2007)	San Antonio, Texas
3. 26,377	vs. Ohio State (3/26/2010)	St. Louis, Mo.
4. 25,610	Kentucky (1/21/1989)	Knoxville, Tenn.
5. 25,272	Marquette (12/3/1987)	Knoxville, Tenn.
6. 25,242	vs. Michigan State (3/28/2010)	St. Louis, Mo.
7. 25,125	Kentucky (1/12/1991)	Knoxville, Tenn.
8. 24,467	at Kentucky (2/16/2019)	Lexington, Ky.
9. 24,433	Florida (1/23/1988)	Knoxville, Tenn.
10. 24,402	at Kentucky (2/13/2010)	Lexington, Ky.

LARGEST CROWDS (AWAY/NEUTRAL SITE GAMES)

■ Attend.	Opponent (Date)	Location
1. 41,072	vs. Michigan (3/28/2014)	Indianapolis, Ind.
2. 26,776	vs. Ohio State (3/22/2007)	San Antonio, Texas
3. 26,377	vs. Ohio State (3/26/2010)	St. Louis, Mo.
4. 25,242	vs. Michigan State (3/28/2010)	St. Louis, Mo.
5. 24,467	at Kentucky (2/16/2019)	Lexington, Ky.
6. 24,402	at Kentucky (2/13/2010)	Lexington, Ky.
6. 24,394	at Kentucky (2/21/2009)	Lexington, Ky.
7. 24,391	at Kentucky (2/14/2017)	Lexington, Ky.
8. 24,359	at Kentucky (1/31/2012)	Lexington, Ky.
9. 24,334	at Kentucky (2/8/2011)	Lexington, Ky.
10. 24,332	at Kentucky (3/7/1992)	Lexington, Ky.

LARGEST CROWDS (THOMPSON-BOLING ARENA)

■ Attend.	Opponent (Date)
1. 25,610	Kentucky (1/21/1989)
2. 25,272	Marquette (12/3/1987)
3. 25,125	Kentucky (1/12/1991)
4. 24,433	Florida (1/23/1988)
5. 24,378	Kentucky (2/17/1988)
6. 24,108	Kentucky (3/1/2006)
7. 24,047	Florida (2/27/2007)
8. 24,011	Florida (1/21/2006)
9. 23,969	East Tennessee State (11/25/1991)
10. 23,764	Vanderbilt (1/9/1988)
11. 23,238	South Carolina (1/20/2007)
12. 23,156	Kentucky (1/21/1992)
13. 23,146	Kentucky (1/24/1998)
14. 23,115	Kentucky (2/17/1996)
15. 23,108	East Tennessee State (11/28/1989)
16. 23,106	Kentucky (2/28/1999)
17. 22,843	LSU (2/10/1990)
18. 22,605	LSU (1/13/1988)
19. 22,548	Kentucky (2/23/1994)
20. 22,543	Arkansas (2/25/2006)
21. 22,457	Kentucky (2/24/1993)
22. 22,449	Kentucky (2/23/2000)
23. 22,326	Gonzaga (1/7/2009)
24. 22,320	Kentucky (2/13/2007)
25. 22,317	Kentucky (2/8/1995)

>> Since Thompson-Boling Arena opened for the 1987-88 season, 9,022,996 fans have watched the Vols play in the riverfront facility.

YEAR-BY-YEAR TOP-FIVE SCORERS

2021-22 27-8, 14-4 SEC/T-2nd

Kennedy Chandler	G Fr.	13.9
Santiago Vescovi	G Jr.	13.3
Josiah-Jordan James	G/F Jr.	10.3
Zakai Zeigler	G Fr.	8.8
Oliver Nkamhoua	F Jr.	8.6

2020-21 18-9, 10-7 SEC/4th

Jaden Springer	G Fr.	12.5
Keon Johnson	G Fr.	11.3
Victor Bailey Jr.	G Jr.	10.9
John Fulkerson	F Sr.	9.5
Yves Pons	G/F Sr.	8.7

2019-20 17-14, 9-9 SEC/3rd

John Fulkerson	F Jr.	13.74
Jordan Bowden	G Sr.	13.68
Lamonté Turner	G Sr.	12.3
Yves Pons	F Jr.	10.8
Santiago Vescovi	G Fr.	10.7

2018-19 31-6, 15-3 SEC/T-2nd

Grant Williams	F Jr.	18.8
Admiral Schofield	G Sr.	16.5
Jordan Bone	G Jr.	13.5
Lamonté Turner	G Jr.	11.0
Jordan Bowden	G Jr.	10.6

2017-18 26-9, 13-5 SEC/T-1st

Grant Williams	F So.	15.2
Admiral Schofield	G Jr.	13.9
Lamonté Turner	G So.	10.9
Jordan Bowden	G So.	9.1
Jordan Bone	G So.	7.3

2016-17 16-16, 8-10 SEC/3rd

Robert Hubbs III	G Sr.	13.7
Grant Williams	F Fr.	12.6
Lamonté Turner	G Fr.	8.2
Admiral Schofield	F So.	8.2
Jordan Bowden	G Fr.	7.9

2015-16 15-19, 6-12 SEC/12th

Kevin Punter Jr.	G Sr.	22.2
Armani Moore	F Sr.	12.2
Robert Hubbs III	G Jr.	10.6
Devon Baulkman	G Sr.	9.5
Detrick Mostella	G So.	8.4

2014-15 16-16, 7-11 SEC/10th

Josh Richardson	G Sr.	16.0
Armani Moore	F Jr.	10.3
Kevin Punter Jr.	G Jr.	10.3
Robert Hubbs III	G So.	7.2
Derek Reese	F Jr.	6.0

2013-14 24-13, 11-7 SEC/4th

Jordan McRae	G Sr.	18.7
Jarnell Stokes	F Jr.	15.1
Josh Richardson	G Jr.	10.3
Jeronne Maymon	F Sr.	9.7
Antonio Barton	G Sr.	9.5

2012-13 20-13, 11-7 SEC/5th

Jordan McRae	G Jr.	15.7
Jarnell Stokes	F So.	12.4
Trae Golden	G Jr.	12.1
Josh Richardson	G So.	7.9
Kenny Hall	F Sr.	5.6

2011-12 19-15, 10-6 SEC/T-2nd

Trae Golden	G So.	13.6
Jeronne Maymon	F Jr.	12.7
Jarnell Stokes	F Fr.	9.6
Jordan McRae	G So.	8.6
Cameron Tatum	G Sr.	8.1

2010-11 19-15, 8-8 SEC/5th E

Scotty Hopson	G Jr.	17.0
Tobias Harris	F Fr.	15.3
Cameron Tatum	G Jr.	8.8
Melvin Goins	G Sr.	7.9
Brian Williams	C Sr.	6.8

2009-10 28-9, 11-5 SEC/3rd E

Wayne Chism	F/C Sr.	12.6
Scotty Hopson	G So.	12.2
J.P. Prince	G Sr.	9.9
Bobby Maze	G Sr.	9.4
Cameron Tatum	G So.	7.4

2008-09 21-13, 10-6 SEC/T-1st E

Tyler Smith	F Jr.	17.4
Wayne Chism	C Jr.	13.7
J.P. Prince	G Jr.	9.9
Scotty Hopson	G Fr.	9.2
Bobby Maze	G Jr.	8.2

2007-08 31-5, 14-2 SEC/1st

Chris Lofton	G Sr.	15.5
JaJuan Smith	G Sr.	14.4
Tyler Smith	F So.	13.6
Wayne Chism	F So.	9.9
J.P. Prince	G So.	8.0

2006-07 24-11, 10-6 SEC/T-2nd E

Chris Lofton	G Jr.	*20.8
JaJuan Smith	G Jr.	15.2
Ramar Smith	G Fr.	10.7
Wayne Chism	F Fr.	9.1
Duke Crews	F Fr.	8.4

2005-06 22-8, 12-4 SEC/1st E

Chris Lofton	G So.	17.2
C.J. Watson	G Sr.	15.3
Major Wingate	C Jr.	10.6
JaJuan Smith	G So.	9.5
Andre Patterson	F Sr.	9.4

2004-05 14-17, 6-10 SEC/5th E

Scotter McFadgon	G Sr.	14.3
Chris Lofton	G Fr.	13.2
C.J. Watson	G Jr.	11.9
Brandon Crump	F Sr.	11.3
Andre Patterson	F Jr.	7.4

2003-04 15-14, 7-9 SEC/T-5th E

Scotter McFadgon	G Jr.	17.6
Brandon Crump	F Jr.	14.8
C.J. Watson	G So.	11.5
Jemere Hendrix	F So.	6.8
John Winchester	G So.	5.4

2002-03 17-12, 9-7 SEC/4th E

Ron Slay	F Sr.	*21.2
Brandon Crump	F So.	11.0
C.J. Watson	G Fr.	9.1
Jon Higgins	G Sr.	8.9
Thaydeus Holden	G Sr.	8.5

2001-02 15-16, 7-9 SEC/4th E

Vincent Yarbrough	F Sr.	18.1
Marcus Haislip	F Jr.	16.7
Ron Slay	F Jr.	14.8
Jon Higgins	G Jr.	7.6
Brandon Crump	C Fr.	7.1

2000-01 22-11, 8-8 SEC/4th E

Vincent Yarbrough	F Jr.	13.9
Ron Slay	F So.	12.9
Isiah Victor	F Sr.	12.8
Tony Harris	G Sr.	11.4
Jon Higgins	G So.	6.5

1999-00 26-7, 12-4 SEC/1st E

Vincent Yarbrough	F So.	14.8
Tony Harris	G Jr.	14.6
Ron Slay	F Fr.	9.7
Isiah Victor	F Jr.	9.7
C.J. Black	F Sr.	9.3

1998-99 21-9, 12-4 SEC/1st E

Brandon Wharton	G Sr.	13.0
Tony Harris	G So.	12.4
Isiah Victor	F So.	11.3
C.J. Black	F Jr.	9.4
Vincent Yarbrough	F Jr.	7.6

1997-98 20-9, 9-7 SEC/3rd E

Brandon Wharton	G Jr.	15.2
Tony Harris	G Fr.	14.2
C.J. Black	F So.	12.6
Rashard Lee	F Jr.	10.3
Isiah Victor	F Fr.	7.7

1996-97 11-16, 4-12 SEC/6th E

Brandon Wharton	G So.	16.8
C.J. Black	F Fr.	11.6
Charles Hathaway	C Fr.	7.3
Aaron Green	G So.	6.5
DaShay Jones	G Jr.	5.9

1995-96 14-15, 6-10 SEC/5th E

Steve Hamer	C Sr.	18.2
Brandon Wharton	G Fr.	12.6
Damon Johnson	F Sr.	9.3
Shane Williams	G Sr.	8.2
Aaron Green	G Fr.	6.8

1994-95 11-16, 4-12 SEC/6th E

Steve Hamer	C Jr.	15.0
Kevin Whitted	F Sr.	12.0
Damon Johnson	F Jr.	9.8
Shane Carnes	G Fr.	9.4
Shane Williams	G Jr.	8.0

1993-94 5-22, 2-14 SEC/6th E

Ed Gray	G Fr.	15.0
Steve Hamer	C So.	13.9
Shun Sheffield	F Jr.	9.8
LaMarcus Golden	G So.	9.4
Cortez Barnes	F Jr.	8.0

1992-93 13-17, 4-12 SEC/6th E

Allan Houston	G Sr.	*22.3
Corey Allen	G Sr.	14.3
Lang Wiseman	F Sr.	10.3
Steve Hamer	C Fr.	7.0
Kevin Whitted	F So.	6.2

1991-92 19-15, 8-8 SEC/3rd E

Allan Houston	G Jr.	21.1
Carlus Groves	F Jr.	14.7
Corey Allen	F Jr.	12.5
Lang Wiseman	G Jr.	10.5
Jay Price	G Sr.	7.7

1990-91 12-22, 3-15 SEC/8th

Allan Houston	G So.	23.7
Lang Wiseman	G So.	13.2
Carlus Groves	F So.	10.8
Ronnie Reese	C Sr.	8.0
Jay Price	G Jr.	7.6

1989-90 16-14, 10-8 SEC/4th

Allan Houston	G Fr.	20.3
Greg Bell	G Jr.	16.6
Ian Lockhart	C Sr.	13.1
Ronnie Reese	F Jr.	9.1
Carlus Groves	F Fr.	6.6

1988-89 19-11, 11-7 SEC/4th

Dyron Nix	F Sr.	21.6
Greg Bell	G So.	11.7
Clarence Swearngen	G Sr.	11.7
Doug Roth	C Sr.	9.9
Mark Griffin	F Sr.	8.2

1987-88 16-13, 9-9 SEC/6th

Dyron Nix	F Jr.	*22.2
Greg Bell	G Fr.	10.7
Elvin Brown	F Jr.	9.7
Clarence Swearngen	G Jr.	8.0
Doug Roth	C Jr.	6.9

1986-87 14-15, 7-11 SEC/8th

Tony White	G Sr.	*24.5
Dyron Nix	F So.	14.1
Fred Jenkins	G Sr.	11.0
Elvin Brown	F So.	10.7
Doug Roth	C So.	9.7

1985-86 12-16, 5-13 SEC/8th

Tony White	G Jr.	*22.2
Rob Jones	C Sr.	10.7
Fred Jenkins	G Jr.	10.4
Anthony Richardson	F Jr.	7.6
Dyron Nix	F Fr.	7.0

1984-85 22-15, 8-10 SEC/7th

Michael Brooks	G Sr.	17.0
Tony White	G So.	15.9
Rob Jones	C Jr.	12.4
Anthony Richardson	F So.	10.8
Fred Jenkins	G So.	10.1

1983-84 21-14, 9-9 SEC/6th

Willie Burton	F Sr.	13.5
Fred Jenkins	G Fr.	10.1
Tony White	G Fr.	9.2
Dan Federmann	C Sr.	8.0
Rob Jones	C So.	7.8

1982-83 20-12, 9-9 SEC/4th

Dale Ellis	F Sr.	22.6
Michael Brooks	G Jr.	14.1
Willie Burton	F Jr.	9.1
Tyron Beaman	G Jr.	8.6
Dan Federmann	C Jr.	7.1

1981-82 20-10, 13-5 SEC/1st

Dale Ellis	F Jr.	21.2
Michael Brooks	G So.	11.6
Steve Ray	F Sr.	6.9
Tyrone Beaman	G So.	6.8
Willie Burton	C So.	5.6

1980-81 21-8, 12-6 SEC/3rd

Dale Ellis	F So.	17.7
Gary Carter	G Jr.	15.0
Howard Wood	C Sr.	14.3
Steve Ray	F Jr.	6.2
Michael Brooks	G Fr.	6.2

1979-80 18-11, 12-6 SEC/3rd

Reggie Johnson	F Sr.	19.4
Howard Wood	C Jr.	13.1
Gary Carter	G So.	9.8
Dale Ellis	F Fr.	7.2
Steve Ray	F So.	6.7

1978-79 21-12, 12-6 SEC/2nd

Reggie Johnson	F Jr.	21.2
Terry Crosby	F Sr.	14.1
Gary Carter	G Fr.	10.9
Howard Wood	C So.	8.6
Chuck Threaths	C Jr.	6.5

1977-78 11-16, 6-12 SEC/7th

Reggie Johnson	F So.	21.2
Terry Crosby	F Jr.	19.0
Bert Bertelkamp	G So.	11.4
Johnny Darden	G Jr.	10.5
Chuck Threaths	C So.	6.5

1976-77 22-6, 16-2 SEC/1st

Bernard King	F Jr.	*25.8
Ernie Grunfeld	F Sr.	22.8
Mike Jackson	G Sr.	15.4
Reggie Johnson	C Fr.	11.0
Johnny Darden	G So.	5.6

1975-76 21-6, 14-4 SEC/2nd

Ernie Grunfeld	F Jr.	*25.3
Bernard King	F So.	25.2
Mike Jackson	G Jr.	16.7
Doug Ashworth	C Sr.	5.7
Johnny Darden	G Fr.	5.1

1974-75 18-8, 12-6 SEC/3rd

Bernard King	F Fr.	*26.4
Ernie Grunfeld	F So.	23.8
Mike Jackson	G So.	13.3
Rodney Woods	G Sr.	8.7
Doug Ashworth	C Jr.	8.4

1973-74 17-9, 12-6 SEC/2nd

Ernie Grunfeld	F Fr.	17.4
John Snow	G Sr.	16.4
Len Kosmalski	C Sr.	16.3
Rodney Woods	G Jr.	9.8
Wayne Tomlinson	F Sr.	4.6

1972-73 15-9, 13-5 SEC/2nd

Len Kosmalski	C Jr.	17.0
Mike Edwards	G Sr.	15.9
John Snow	G Jr.	13.1
Larry Robinson	F Sr.	11.7
Rodney Woods	G So.	9.8

1971-72 19-6, 14-4 SEC/1st

Len Kosmalski	C So.	19.5
Mike Edwards	G Jr.	19.4
Larry Robinson	F Jr.	10.2
John Snow	G So.	10.1
Lloyd Richardson	F Jr.	7.1

1970-71 21-7, 13-5 SEC/2nd

Jimmy England	G Sr.	20.6
Don Johnson	F Sr.	18.8
Mike Edwards	G So.	17.0
Jim Woodall	C Sr.	6.8
Lloyd Richardson	F So.	5.4

1969-70 16-9, 10-8 SEC/5th

Jimmy England	G Jr.	19.4
Bobby Croft	C Sr.	17.2
Don Johnson	F Jr.	14.0
Rudy Kinard	G Jr.	8.1
Kerry Myers	G Sr.	4.6

1968-69 21-7, 13-5 SEC/2nd

Bill Justus	G Sr.	16.3
Bobby Croft	C Jr.	15.2
Jimmy England	G So.	12.3
Don Johnson	F So.	11.5
Bill Hann	G Sr.	6.6

1967-68 20-6, 13-5 SEC/2nd

Bill Justus	G Jr.	18.0
Tom Boerwinkle	C Sr.	15.2
Tom Hendrix	F Sr.	10.6
Bill Hann	G Jr.	10.2
Bobby Croft	C So.	8.3

1966-67 21-7, 15-3 SEC/1st

Ron Widby	F Sr.	*22.1
Tom Boerwinkle	C Jr.	12.0
Bill Justus	G So.	11.2
Tom Hendrix	F Jr.	10.0
Bill Hann	G So.	4.9

1965-66 18-8, 10-6 SEC/3rd

Ron Widby	F Jr.	17.3
Red Robbins	C Sr.	17.1
Jim Cornwall	G Sr.	8.9
Larry McIntosh	G Sr.	8.8
Tom Hendrix	G So.	7.6

1964-65 20-5, 12-4 SEC/2nd

A.W. Davis	F Sr.	19.6
Ron Widby	F So.	14.5
Larry McIntosh	G Jr.	12.2
Red Robbins	C Jr.	10.2
Howard Bayne	C Jr.	7.0

1963-64 16-8, 9-5 SEC/2nd

Danny Schultz	G Sr.	18.3
A.W. Davis	F Jr.	17.3
Howard Bayne	F So.	8.7
Larry McIntosh	G So.	7.5
Sid Elliott	C Sr.	6.5

1962-63 13-11, 6-8 SEC/7th

Danny Schultz	G Jr.	15.9
A.W. Davis	F So.	14.9
Sid Elliott	F Jr.	10.1
Jerry Parker	G Sr.	8.4
Orb Bowling	C Sr.	8.2

1961-62 4-19, 2-12 SEC/12th

Tommy Wilson	G Jr.	14.9
Orb Bowling	C Jr.	14.6
Jerry Parker	F Jr.	11.1
Sid Elliott	F So.	9.3
John Sheffield	G	7.1

1960-61 10-15, 4-10 SEC/11th

Bobby Carter	G Sr.	14.4
Glenn Campbell	G Sr.	12.2
Eddie Test	F Jr.	11.2
Dick Fisher	C Sr.	9.8
John Martin	F Jr.	6.2

1959-60 12-11, 7-7 SEC/6th

Dalen Showalter	F Sr.	14.7
Glenn Campbell	G Jr.	13.3
Bobby Carter	G Jr.	11.7
Eddie Test	F So.	9.8
John Martin	F So.	7.0

1958-59 14-8, 8-6 SEC/5th

Gene Tormohlen	C Sr.	17.8
Kenny Coulter	G Sr.	14.0
Dalen Showalter	F Jr.	12.6
Don Reeves	F Sr.	6.7
Charlie Scott	F Sr.	5.8

1957-58 16-7, 8-6 SEC/5th

Gene Tormohlen	C Jr.	16.2
Leon Ammerman	F Sr.	15.1
Dalen Showalter	F So.	12.1
Kenny Coulter	G Jr.	9.8
Bob Risser	G Jr.	8.9

1956-57 13-9, 5-9 SEC/9th

Herman Thompson	G Sr.	19.1
Leon Ammerman	F Jr.	17.0
Don Bingham	G So.	14.0
Gene Tormohlen	C So.	12.5
Dick Kellar	F Sr.	12.1

1955-56 10-14, 6-8 SEC/6th

Carl Widseth	C Sr.	21.8
Herman Thompson	G Jr.	18.0
Leon Ammerman	G So.	12.7
Lewis Neyland	F Sr.	7.8
Bob Gipe	F Jr.	5.3

1954-55 15-7, 8-6 SEC/5th

Carl Widseth	C Jr.	19.9
Ed Wiener	F Sr.	19.7
Herman Thompson	G So.	14.1
Lewis Neyland	F Jr.	8.2
Bill Lovelace	F Sr.	6.9

1953-54 11-12, 7-7 SEC/7th

Carl Widseth	C So.	19.2
Ed Wiener	F Jr.	18.8
Herman Thompson	G Fr.	7.1
Bill Lovelace	G Jr.	7.0
Buddy Cruze	G So.	6.4

1952-53 13-8, 7-6 SEC/4th

Ed Wiener	F So.	17.2
Carl Widseth	C Fr.	15.3
Hank Bertelkamp	F Sr.	14.3
Bill Hall	G So.	7.8
Bill Lovelace	G So.	6.2

1951-52 13-9, 7-7 SEC/6th

Herb Neff	C Sr.	14.1
Dick Bowers	F Sr.	12.3
Tommy Bartlett	G Sr.	11.9
Hank Bertelkamp	F Jr.	8.5
Bob Parmenter	G So.	8.3

1950-51 10-13, 5-9 SEC/10th

Bob Garrison	G So.	13.2
Tommy Bartlett	G Jr.	10.0
Bert Keenan	F Sr.	9.2
Dick Bowers	F Jr.	7.4
Paul Gentry	F So.	6.7

* SEC Scoring Champion

OUTLOOK

PLAYERS

STAFF

REVIEW

RESULTS

RECORDS

HONORS

POSTSEASON

VOLTMANAC

MEDIA INFO



YEAR-BY-YEAR TEAM TOTALS

	Record	Pct.	FG-FGA	Pct.	3PT-3PTA	Pct.	FT-FTA	Pct.	Reb	Avg.	PF-D	A	To	Bk	St	Pts	Avg.
2021-22	27-8	.771	915-2108	.434	305-848	.360	436-610	.715	1291	36.9	592-8	576	429	150	326	2571	73.5
Opponents			770-1912	.403	235-750	.313	428-602	.711	1179	33.7	601-15	401	554	99	232	2203	62.9
2020-21	18-9	.667	682-1555	.439	178-539	.330	399-535	.746	968	35.9	444-6	401	338	130	196	1941	71.9
Opponents			599-1492	.401	184-567	.325	332-456	.728	918	34.0	521-9	278	424	73	175	1714	63.5
2019-20	17-14	.548	715-1656	.432	187-598	.313	462-616	.750	1069	34.5	563-11	448	423	174	186	2079	67.1
Opponents			685-1704	.402	195-590	.331	425-602	.706	1036	33.4	604-17	306	404	93	236	1990	64.2
2018-19	31-6	.838	1106-2231	.496	262-714	.367	561-744	.754	1391	37.6	655-16	661	412	199	221	3035	82.0
Opponents			888-2199	.404	311-893	.348	493-755	.653	1270	34.3	697-21	455	472	95	230	2580	69.7
2017-18	26-9	.743	885-2012	.440	273-718	.380	541-715	.757	1261	36.0	680-20	550	422	156	222	2584	73.8
Opponents			784-1917	.409	222-699	.318	511-720	.710	1192	34.1	674-18	383	483	112	194	2301	65.7
2016-17	16-16	.500	803-1903	.422	189-579	.326	588-807	.729	1206	37.7	670-14	441	399	147	175	2383	74.5
Opponents			783-1832	.427	219-616	.356	550-787	.699	1183	37.0	681-19	385	447	121	191	2335	73.0
2015-16	15-19	.441	890-2116	.421	251-767	.327	523-721	.725	1292	38.0	662-10	458	380	156	180	2554	75.1
Opponents			886-2081	.426	248-726	.342	536-776	.691	1361	40.0	692-14	471	417	120	204	2556	75.2
2014-15	16-16	.500	725-1706	.425	194-586	.331	381-551	.691	1040	32.5	625-19	350	387	108	247	2025	63.3
Opponents			673-1533	.439	244-661	.369	465-667	.697	996	31.1	541-12	448	445	103	166	2055	64.2
2013-14	24-13	.649	927-2048	.453	205-631	.325	613-852	.719	1424	38.5	617-11	472	388	172	192	2672	72.2
Opponents			823-1991	.413	192-556	.345	445-631	.705	1108	29.9	730-14	376	399	134	194	2283	61.7
2012-13	20-13	.606	753-1751	.430	173-548	.316	510-739	.690	1219	36.9	597-14	354	425	130	140	2189	66.3
Opponents			744-1780	.418	158-495	.319	445-612	.727	1039	31.5	650-27	367	368	132	209	2091	63.4
2011-12	19-15	.559	809-1847	.438	229-649	.353	491-699	.702	1244	36.6	628-12	436	466	149	192	2338	68.8
Opponents			785-1905	.412	181-532	.340	465-673	.691	1145	33.7	632-0	372	407	131	244	2216	65.2
2010-11	19-15	.559	837-1941	.431	175-583	.300	527-770	.684	1279	37.6	662-11	443	454	126	250	2376	69.9
Opponents			785-1878	.418	230-692	.332	496-704	.705	1152	33.9	649-18	414	476	140	228	2296	67.5
2009-10	28-9	.757	991-2174	.456	218-681	.320	520-775	.671	1353	36.6	733-9	530	490	136	290	2720	73.5
Opponents			804-2031	.396	230-774	.297	575-827	.695	1311	35.4	704-12	421	599	157	225	2413	65.2
2008-09	21-13	.618	957-2105	.455	229-728	.315	522-772	.676	1316	38.7	647-10	554	452	124	225	2665	78.4
Opponents			864-1950	.443	245-728	.337	492-718	.685	1167	34.3	664-18	459	513	117	204	2465	72.5
2007-08	31-5	.861	1035-2258	.458	312-875	.357	564-856	.659	1358	37.7	749-7	637	474	119	334	2946	81.8
Opponents			876-2039	.430	229-735	.312	538-800	.673	1338	37.2	756-21	482	657	147	208	2519	70.0
2006-07	24-11	.686	981-2189	.448	327-896	.365	542-830	.653	1254	35.8	704-10	546	496	108	336	2831	80.9
Opponents			909-1989	.457	243-699	.348	566-778	.728	1295	37.0	726-22	503	641	148	220	2627	75.1
2005-06	22-8	.733	859-1852	.464	264-683	.387	431-615	.701	1005	33.5	542-5	509	386	98	301	2413	80.4
Opponents			801-1705	.470	202-573	.365	393-574	.685	1088	36.3	546-11	482	545	119	185	2204	73.5
2004-05	14-17	.452	763-1677	.455	222-579	.383	390-566	.689	1014	32.7	552-8	419	432	98	227	2138	69.0
Opponents			774-1696	.456	216-591	.365	371-578	.642	1032	33.3	536-7	460	437	76	218	2135	68.9
2003-04	15-14	.517	702-1592	.441	160-461	.347	499-688	.725	1067	36.8	533-5	434	435	96	173	2063	71.1
Opponents			735-1694	.434	200-574	.348	387-570	.679	978	33.7	595-13	449	384	95	228	2057	70.9
2002-03	17-12	.586	692-1529	.453	181-493	.367	415-573	.724	1036	35.7	513-11	452	442	101	169	1980	68.3
Opponents			676-1605	.421	187-549	.341	383-525	.730	893	30.8	531-9	424	369	83	199	1922	66.3
2001-02	15-16	.484	792-1759	.450	198-574	.345	441-644	.685	1176	37.9	553-11	463	500	113	185	2223	71.7
Opponents			774-1858	.417	232-679	.342	415-597	.695	1073	34.6	615-18	455	412	94	257	2195	70.8
2000-01	22-11	.667	909-1860	.459	257-697	.369	593-872	.680	1301	39.4	712-16	528	528	191	232	2668	80.8
Opponents			876-2107	.416	232-675	.344	512-756	.677	1295	39.2	712-23	460	512	114	257	2496	75.6
1999-00	26-7	.788	909-2019	.450	266-736	.361	545-798	.683	1314	39.8	618-12	481	520	193	290	2629	79.7
Opponents			823-2030	.405	194-608	.319	399-597	.668	1226	37.2	661-17	404	589	106	249	2239	67.8
1998-99	21-9	.700	720-1704	.423	201-606	.332	537-771	.697	1160	38.7	548-9	411	483	190	262	2178	72.6
Opponents			693-1805	.384	175-551	.318	388-570	.681	1147	38.2	623-22	359	510	100	252	2048	65.0
1997-98	20-9	.690	757-1776	.426	207-547	.378	479-745	.643	1128	38.9	584-17	392	453	174	240	2200	75.9
Opponents			727-1790	.406	169-485	.349	425-640	.664	1199	41.4	611-33	391	526	129	228	2048	70.6
1996-97	11-16	.407	517-1316	.393	97-308	.315	414-597	.693	990	36.7	518-6	298	507	116	168	1545	57.2
Opponents			557-1437	.388	142-434	.327	407-587	.693	882	32.7	555-6	289	389	102	226	1663	61.6
1995-96	14-15	.483	615-1428	.431	171-444	.385	412-632	.652	1007	34.7	536-12	384	445	91	143	1813	62.5
Opponents			632-1562	.405	151-427	.354	412-617	.668	975	33.6	598-21	331	364	88	208	1827	63.0
1994-95	11-16	.688	596-1379	.432	114-328	.348	319-470	.679	891	33.0	498-19	397	417	69	164	1625	60.2
Opponents			585-1476	.396	175-512	.342	366-545	.672	951	35.2	482-15	336	374	102	216	1711	63.4
1993-94	5-22	.185	712-1678	.424	149-483	.309	335-477	.702	959	35.5	480-9	421	446	92	226	1908	70.7
Opponents			765-1591	.481	158-437	.362	349-570	.691	1016	37.6	467-10	431	452	86	250	2082	77.1
1992-93	13-17	.351	849-1847	.460	196-501	.391	467-634	.737	1126	37.5	544-12	423	485	101	215	2361	78.7
Opponents			868-1899	.457	207-568	.364	446-629	.709	1092	36.4	556-9	492	439	82	260	2389	79.6
1991-92	19-15	.559	963-2069	.465	179-472	.379	544-785	.693	1200	35.3	720-11	506	491	114	247	2649	77.9
Opponents			932-2021	.461	181-516	.351	572-841	.680	1262	37.1	673-17	481	541	115	262	2617	77.0
1990-91	12-22	.353	981-2036	.482	179-484	.370	547-763	.717	1203	35.4	682-15	497	615	105	256	2688	79.1
Opponents			992-2126	.467	212-555	.382	592-839	.706	1227	36.1	664-12	562	557	115	331	2788	82.

YEAR-BY-YEAR TEAM TOTALS


	Record	Pct.	FG-FGA	Pct.	3PT-3PTA	Pct.	FT-FTA	Pct.	Reb	Avg.	PF-D	A	To	Bk	St	Pts	Avg.
1985-86	12-16	.429	766-1568	.489	--	--	351-479	.733	824	29.4	482-14	334	410	91	192	1883	67.3
Opponents			778-1508	.516			353-515	.686	887	31.7	449-19	397	462	61	227	1909	68.2
1984-85	22-15	.595	1056-2064	.512	--	--	647-851	.760	1104	29.8	663-14	447	474	90	242	2759	74.6
Opponents			1084-2144	.506			499-711	.702	1245	33.6	668-31	560	563	117	219	2667	72.1
1983-84	21-14	.600	893-1827	.489	--	--	514-736	.698	1079	30.8	633-15	448	493	102	228	2300	65.7
Opponents			868-1813	.479			466-664	.702	1069	30.5	680-29	430	535	90	225	2202	62.9
1982-83	20-12	.625	903-1770	.510	--	--	419-572	.733	965	30.2	578-19	449	467	52	242	2225	69.5
Opponents			855-1687	.507			392-570	.687	976	30.5	585-21	404	529	81	232	2102	65.7
1981-82	20-10	.667	792-1462	.542	--	--	380-528	.720	770	25.7	528-17	441	431	64	233	1964	65.5
Opponents			757-1435	.528			346-500	.692	798	26.6	564-25	370	496	78	215	1860	62.0
1980-81	21-8	.724	823-1590	.518	--	--	424-561	.756	889	30.7	551-11	389	388	60	222	2070	71.4
Opponents			764-1508	.507			343-520	.660	846	29.2	538-18	358	476	60	169	1871	64.5
1979-80	18-11	.621	822-1707	.482	--	--	439-597	.735	1026	35.4	564-19	454	444	83	182	2083	71.8
Opponents			797-1630	.489			401-591	.679	909	31.3	575-27	416	458	89	192	1995	68.8
1978-79	21-12	.636	1053-2022	.521	--	--	473-669	.707	1165	35.3	720-21	518	545	104	236	2579	78.2
Opponents			940-1901	.494			524-734	.714	1033	31.3	693-30	417	--	--	--	2404	72.8
1977-78	11-16	.407	874-1810	.483	--	--	370-545	.679	1053	39.0	530-24	424	433	87	128	2118	78.4
Opponents			901-1791	.503			340-504	.675	1001	37.1	536-22	447	--	--	--	2142	79.3
1976-77	22-6	.786	984-1839	.535	--	--	431-582	.741	1122	40.1	518-24	527	--	--	--	2399	85.7
Opponents			943-1965	.480			318-482	.660	981	35.0	577-29	473	--	--	--	2204	78.7
1975-76	21-6	.778	878-1722	.510	--	--	460-645	.713	1083	40.1	490-14	421	--	--	--	2216	82.1
Opponents			872-1873	.466			283-426	.664	1009	37.4	596-30	463	--	--	--	2204	75.1
1974-75	18-8	.692	927-1756	.528	--	--	397-529	.750	1051	40.4	496-22	447	--	--	--	2251	86.6
Opponents			829-1761	.471			306-437	.700	908	34.9	532-16	382	--	--	--	1964	75.5
1973-74	17-9	.654	762-1617	.471	--	--	357-494	.718	1030	39.6	442-11	335	--	--	--	1881	72.3
Opponents			742-1699	.439			252-363	.685	1030	39.6	490-17	364	--	--	--	1736	66.8
1972-73	15-9	.625	701-1392	.504	--	--	281-373	.753	768	32.0	396-14	303	--	--	--	1683	70.1
Opponents			699-1453	.481			237-340	.697	872	36.3	436-5	338	--	--	--	1635	68.1
1971-72	19-6	.760	668-1436	.463	--	--	450-594	.758	1005	40.2	426-14	304	--	--	--	1786	71.4
Opponents			646-1457	.443			318-517	.615	917	36.7	353-15	368	--	--	--	1610	64.4
1970-71	21-7	.750	801-1743	.459	--	--	538-679	.792	1097	39.1	445-14	309	--	--	--	2140	76.4
Opponents			766-1618	.473			376-541	.695	1003	35.8	497-13	388	--	--	--	1908	68.1
1969-70	16-9	.640	647-1531	.423	--	--	402-542	.742	955	38.2	386-8	180	--	--	--	1696	67.8
Opponents			630-1456	.432			348-485	.718	1032	41.3	423-12	276	--	--	--	1608	64.3
1968-69	21-7	.750	727-1568	.463	--	--	438-563	.778	988	35.3	392-3	--	--	--	--	1892	67.6
Opponents			652-1431	.456			347-492	.705	901	32.2	426-15	--	--	--	--	1651	58.9
1967-68	20-6	.769	690-1493	.462	--	--	430-602	.714	1058	40.7	454-12	--	--	--	--	1810	69.6
Opponents			577-1412	.409			394-598	.659	956	36.8	446-18	--	--	--	--	1548	59.5
1966-67	21-7	.750	717-1549	.462	--	--	391-534	.732	1014	36.2	417-6	--	--	--	--	1825	65.2
Opponents			569-1318	.431			373-522	.714	854	30.5	433-3	--	--	--	--	1511	54.0
1965-66	18-8	.692	753-1755	.429	--	--	416-582	.714	1255	48.2	403-3	--	--	--	--	1922	73.9
Opponents			580-1495	.387			339-503	.673	938	36.1	446-13	--	--	--	--	1499	57.6
1964-65	20-5	.800	677-1543	.438	--	--	453-615	.736	1207	48.3	422-7	--	--	--	--	1807	72.3
Opponents			499-1335	.373			393-540	.727	790	31.6	454-18	--	--	--	--	1391	55.6
1963-64	16-8	.667	589-1311	.449	--	--	392-546	.718	978	40.8	394-10	--	--	--	--	1570	65.4
Opponents			532-1399	.380			335-481	.696	839	35.0	402-17	--	--	--	--	1399	58.3
1962-63	13-11	.542	583-1326	.440	--	--	412-560	.736	988	41.2	386-21	--	--	--	--	1578	65.8
Opponents			583-1437	.406			355-516	.688	913	38.0	443-18	--	--	--	--	1521	63.4
1961-62	4-19	.174	606-1528	.397	--	--	409-602	.679	1102	47.9	453-24	--	--	--	--	1621	70.5
Opponents			716-1646	.434			433-617	.702	1135	49.3	456-15	--	--	--	--	1865	81.1
1960-61	10-15	.400	656-1633	.402	--	--	388-611	.635	1171	46.8	496-23	--	--	--	--	1700	68.0
Opponents			605-1519	.398			515-712	.723	1213	48.5	438-21	--	--	--	--	1725	69.0
1959-60	12-11	.522	598-1566	.381	--	--	427-602	.709	1149	49.9	479-21	--	--	--	--	1623	70.6
Opponents			548-1456	.376			477-689	.692	1097	47.7	425-13	--	--	--	--	1573	68.4
1958-59	14-8	.636	561-1496	.375	--	--	392-598	.652	1076	48.9	411-16	--	--	--	--	1514	68.8
Opponents			531-1341	.396			385-564	.683	866	39.4	434-21	--	--	--	--	1447	65.7
1957-58	16-7	.696	683-1672	.408	--	--	406-643	.631	1176	51.1	428	--	--	--	--	1772	77.0
Opponents			588-1609	.365			367-556	.660	867	37.7	463	--	--	--	--	1543	67.1
1956-57	13-9	.591	661-1638	.403	--	--	456-699	.652	1071	48.6	378	--	--	--	--	1778	80.8
Opponents			633-1655	.382			429-642	.667	943	42.8	423	--	--	--	--	1695	77.1
1955-56	10-14	.417	622-1716	.363	--	--	547-849	.644	1072	44.6	457	--	--	--	--	1791	74.6
Opponents			707-1879	.388			479-761	.629	1125	46.9	512	--	--	--	--	1893	78.9
1954-55	15-7	.682	668-1681	.397	--	--	466-724	.644	957	43.5	390	--	--	--	--	1802	81.9
Opponents			579-1590	.364			431-653	.660	815	37.0	429	--	--	--	--	1589	72.2
1953-54	11-12	.478	585-1684	.348	--	--	480-760	.632	923	40.1	418	--	--	--	--	1650	71.8
Opponents			649-1832	.354			419-648	.642	--	--	489	--	--	--	--	1717	74.7
1952-53	13-8	.619	566-1639	.345	--	--	456-704	.647	882	42.0	--	--	--	--	--	1558	75.6
Opponents			561-1753	.320			423-669	.632	--	--	--	--	--	--	--	1545	73.6
1951-52	13-9	.591	491-1433	.342	--	--	335-537	.624	--	--	445	--	--	--	--	1320	60.0
1950-51	10-13	.435	535-1808	.295	--	--	359-587	.612	--	--	446	--	--	--	--	1428	62.1

>> **Bold** type indicates school record

OUTLOOK
 PLAYERS
 STAFF
 REVIEW
 RESULTS
 RECORDS
 HONORS
 POSTSEASON
 VOLMANAC
 MEDIA INFO



1,000-POINT CLUB




1. ALLAN HOUSTON

2,801

#20 • G • 6-6 • 200 • Louisville, Ky. (Ballard HS)

UT's all-time leading scorer with 2,801 points, ranking second in SEC history to Pete Maravich's mark of 3,667 ... Ranks 17th on the NCAA's all-time scoring list ... Finished his career as the SEC's all-time leading 3-point shooter with 346 career treys to rank sixth all-time in NCAA history ... Captured the 1993 SEC scoring title by averaging 22.3 points per game ... Set UT single-season scoring record with 806 points as a sophomore ... MVP of the 1991 SEC Tournament ... Joins Ernie Grunfeld as UT's only four-time first-team All-SEC picks ... First-round draft choice of the Detroit Pistons (11th overall) in 1993 ... Played 12 seasons in the NBA.

Year	GP-GS	Min	Avg	FG-A	Pct	3FG-A	Pct	FT-A	Pct	Rebs	Avg	PF-FO	Ast	TO	Blk	Stl	Pts	Avg
1989-90	30-30	1083	36.1	203-465	.437	83-192	.432	120-149	.805	88	2.9	70-1	127	101	11	36	609	20.3
1990-91	34-34	1212	35.6	265-550	.482	99-231	.429	177-205	.863	104	3.1	68-0	131	128	16	37	806	23.7
1991-92	34-34	1236	36.4	223-492	.453	82-196	.418	189-225	.840	180	5.3	69-1	110	94	15	32	717	21.1
1992-93	30-30	1075	35.8	211-454	.465	82-198	.414	165-188	.878	145	4.8	67-1	92	84	8	28	669	22.3
Totals	128-128	4606	36.0	902-1961	.460	346-817	.424	651-767	.849	517	4.0	274-3	460	407	50	133	2801	21.9



2. ERNIE GRUNFELD

2,249

#22 • F • 6-6 • 215 • Forest Hills, N.Y. (Forest Hills HS)

Joined Bernard King to form the "Ernie & Bernie" duo that dominated the SEC during the early 1970s ... Two-time first-team All-American selection ... Earned SEC Player of the Year honors as a senior in 1977 ... Four-time first-team All-SEC pick ... Led the SEC in scoring in 1976 with 25.3 points per game ... Became the first player in UT history to score more than 2,000 career points ... Led the Vols to a 22-6 overall record and the 1976-77 SEC championship ... Won a gold medal as a member of the USA's basketball team at the 1976 Olympics ... The 11th overall pick in the 1977 NBA Draft by the Milwaukee Bucks ... Played nine seasons in the NBA.

Year	GP-GS	Min	Avg	FG-A	Pct	3FG-A	Pct	FT-A	Pct	Rebs	Avg	PF-FO	Ast	TO	Blk	Stl	Pts	Avg	
1973-74	26--	--	--	180-363	.496	--	--	93-128	.727	188	7.2	80-2	61	--	--	--	--	475	18.3
1974-75	20--	--	--	184-401	.459	--	--	107-132	.811	128	6.4	62-2	51	--	--	--	--	475	23.8
1975-76	27--	--	--	255-485	.526	--	--	173-214	.808	172	6.4	73-1	57	--	--	--	--	683	25.3
1976-77	28--	--	--	248-463	.536	--	--	142-179	.793	176	6.3	87-5	77	--	--	--	--	638	22.8
Totals	101--	--	--	867-1712	.506	--	--	515-653	.789	664	6.6	302-10	246	--	--	--	--	2249	22.3



3. TONY WHITE

2,219

#11 • G • 6-2 • 170 • Charlotte, N.C (Independence HS)

Earned third-team All-American honors from the AP and UPI in 1987 ... One of two Vols (Bernard King) to lead the Southeastern Conference in scoring two times ... Named SEC co-Player of the Year by the UPI in 1987 ... Finished his career as the No. 5 all-time scorer in SEC history ... Set a Tennessee single-game scoring record with 51 points against Auburn as a senior ... Led the SEC in free-throw shooting in 1987 with a 90.2 percentage at the line ... Two-time (1986 and 1987) first-team All-SEC selection ... Selected in the second round (33rd overall selection) of the 1987 NBA Draft by the Chicago Bulls.

Year	GP-GS	Min	Avg	FG-A	Pct	3FG-A	Pct	FT-A	Pct	Rebs	Avg	PF-FO	Ast	TO	Blk	Stl	Pts	Avg
1983-84	34-16	796	23.4	117-249	.470	--	--	79-107	.738	43	1.5	72-3	57	54	3	19	453	13.2
1984-85	36-26	1117	31.0	221-432	.512	--	--	131-162	.809	88	2.4	104-4	77	87	1	24	573	15.9
1985-86	28-28	1031	36.8	249-493	.505	--	--	124-142	.873	59	2.1	60-6	69	61	0	25	621	22.2
1986-87	29-29	1090	37.6	259-530	.489	28-68	.412	165-183	.902	59	3.5	75-4	45	69	0	26	711	24.5
Totals	127-99	4034	31.8	846-1704	.496	28-68	.412	499-594	.840	285	2.2	311-14	245	279	5	94	2219	17.5




4. CHRIS LOFTON

2,131

#5 • G • 6-2 • 200 • Maysville, Ky. (Mason County HS)

Three-time second-team All-American selection ... Named to the 2008 John R. Wooden Award All-American squad ... 2007 SEC Player of the Year ... Three-time first team All-SEC pick ... Led the SEC in scoring in 2007 with 20.8 points per game ... Finished his career as the SEC's all-time leader and ranked third in NCAA history with 431 career 3-pointers ... Held the top three single-season 3-point marks in school history, and his 118 3-pointers in 2008 are second-most in SEC history ... Led the Vols to a school-record 31 wins, the SEC championship and their second-consecutive NCAA Sweet Sixteen appearance in 2008.

Year	GP-GS	Min	Avg	FG-A	Pct	3FG-A	Pct	FT-A	Pct	Rebs	Avg	PF-FO	Ast	TO	Blk	Stl	Pts	Avg
2004-05	31-31	914	29.5	141-293	.481	93-200	.465	35-41	.854	111	3.6	36-0	46	32	2	40	410	13.2
2005-06	30-30	957	31.9	174-373	.466	114-261	.437	55-60	.917	106	3.5	55-6	56	36	3	60	517	17.2
2006-07	31-31	917	29.6	205-428	.479	106-253	.419	129-159	.811	95	3.1	49-1	54	51	4	48	645	20.8
2007-08	36-36	1071	29.8	170-426	.399	118-307	.384	110-120	.842	115	3.2	56-4	64	49	3	45	559	15.5
Totals	128-128	3859	30.1	690-1520	.454	431-1021	.422	320-380	.842	427	3.3	196-1	220	168	12	193	2131	16.6



5. REGGIE JOHNSON

2,103

#32 • F • 6-9 • 210 • Ellenwood, Ga. (Cedar Grove HS)

A two-time first-team All-American selection ... Earned All-American honors as a junior and senior ... Three-time first-team All-Southeastern Conference selection ... Led the SEC with a 64.5 field-goal percentage as a freshman in 1977 ... Selected as the team MVP three times (1978, 1979 and 1980) ... Became just the second player in school history to score 2,000 career points ... Helped lead the Vols to a 22-6 overall record and the 1977 Southeastern Conference championship ... First-round draft pick (15th overall) by the San Antonio Spurs in the 1980 NBA Draft ... Played seven seasons in the NBA.

Year	GP-GS	Min	Avg	FG-A	Pct	3FG-A	Pct	FT-A	Pct	Rebs	Avg	PF-FO	Ast	TO	Blk	Stl	Pts	Avg
1976-77	28--	--	--	131-203	.645	--	--	46-61	.754	227	8.1	105-6	17	--	--	--	308	11.0
1977-78	27--	--	--	229-409	.560	--	--	115-166	.693	258	9.6	97-6	36	80	49	12	573	21.2
1978-79	33--	1054	31.9	286-487	.587	--	--	126-170	.741	255	7.7	124-5	28	75	41	25	698	21.2
1979-80	27-27	850	31.5	218-390	.559	--	--	88-116	.759	180	6.7	85-5	29	58	29	23	524	19.4
Totals	115-27	1904	--	864-1489	.580	--	--	375-513	.731	920	8.0	411-22	110	213	119	60	2103	18.3

6. DALE ELLIS

2,065

#14 • F • 6-7 • 205 • Marietta, Ga. (Marietta HS)

Year	GP-GS	Min	Avg	FG-A	Pct	3FG-A	Pct	FT-A	Pct	Rebs	Avg	PF-FO	Ast	TO	Blk	Stl	Pts	Avg
1979-80	27-6	573	21.2	81-182	.445	--	--	31-40	.775	96	3.6	44-1	34	34	13	21	193	7.1
1980-81	29-28	1057	36.4	215-360	.597	--	--	83-111	.748	185	6.4	84-2	21	54	11	34	513	17.7
1981-82	30-30	1134	37.8	257-393	.654	--	--	121-152	.796	189	6.3	91-5	22	90	4	47	635	21.2
1982-83	32-32	1179	36.8	279-464	.601	--	--	166-221	.751	209	6.5	102-4	32	74	4	52	724	22.6
Totals	118-96	3943	33.4	832-1399	.595	--	--	401-524	.765	679	5.8	321-12	109	252	32	154	2065	17.5



7. BERNARD KING

1,962

#53 • F • 6-7 • 205 • Brooklyn, N.Y. (Fort Hamilton HS)

Year	GP-GS	Min	Avg	FG-A	Pct	3FG-A	Pct	FT-A	Pct	Rebs	Avg	PF-FO	Ast	TO	Blk	Stl	Pts	Avg
1974-75	25--	--	--	273-439	.622	--	--	115-147	.782	308	12.3	97-7	39	--	--	--	661	26.4
1975-76	25--	--	--	260-454	.573	--	--	109-163	.669	325	13.0	87-4	40	--	--	--	629	25.2
1976-77	26--	--	--	278-481	.578	--	--	116-163	.712	371	14.3	95-3	82	--	--	--	672	25.8
Totals	76--	--	--	811-1374	.590	--	--	340-473	.719	1004	13.2	279-14	161	--	--	--	1962	25.8



8. DYRON NIX

1,877

#31 • F • 6-7 • 210 • Ft. Walton Beach, Fla. (Ft. Walton HS)

Year	GP-GS	Min	Avg	FG-A	Pct	3FG-A	Pct	FT-A	Pct	Rebs	Avg	PF-FO	Ast	TO	Blk	Stl	Pts	Avg
1985-86	25-13	585	23.4	71-150	.473	--	--	34-51	.667	108	4.3	70-3	13	37	18	16	176	7.0
1986-87	29-29	1039	35.8	153-283	.541	0-2	0.00	102-161	.634	294	10.1	92-5	15	70	53	37	408	14.1
1987-88	29-29	1039	35.8	235-460	.511	1-7	.143	173-227	.762	261	9.0	74-1	16	80	31	34	644	22.2
1988-89	30-26	1078	35.9	254-492	.516	38-103	.369	103-144	.715	281	9.4	69-1	57	81	40	51	649	21.6
Totals	113-97	3741	33.1	713-1385	.515	39-112	.348	412-583	.707	944	8.4	305-10	101	268	142	138	1877	16.6



9. VINCENT YARBROUGH

1,737

#1 • F • 6-7 • 210 • Cleveland, Tenn. (Cleveland HS)

Year	GP-GS	Min	Avg	FG-A	Pct	3FG-A	Pct	FT-A	Pct	Rebs	Avg	PF-FO	Ast	TO	Blk	Stl	Pts	Avg
1998-99	30-28	705	23.5	83-199	.417	23-84	.274	40-57	.702	156	5.2	54-1	42	48	29	43	229	7.6
1999-00	33-33	1010	30.6	172-368	.467	53-148	.358	92-125	.736	228	6.9	60-0	81	68	33	55	489	14.8
2000-01	33-33	1047	31.7	164-370	.443	43-127	.339	88-138	.638	244	7.4	66-0	83	74	44	55	459	13.9
2001-02	31-31	1097	35.4	194-457	.425	60-167	.359	112-165	.687	234	7.5	60-0	87	93	25	58	560	18.1
Totals	127-125	3859	30.4	613-1394	.440	179-526	.340	332-483	.687	862	6.8	240-1	293	283	131	211	1737	13.7



10. CARL WIDSETH

1,683

#21 • C • 6-3 • 180 • Minneapolis, Minn. (Davenport HS)

Year	GP-GS	Min	Avg	FG-A	Pct	3FG-A	Pct	FT-A	Pct	Rebs	Avg	PF-FO	Ast	TO	Blk	Stl	Pts	Avg
1952-53	21--	--	--	111-257	.432	--	--	100-144	.694	165	7.9	--	--	--	--	--	322	15.3
1953-54	22--	--	--	135-336	.402	--	--	152-225	.676	244	11.1	58--	--	--	--	--	422	19.2
1954-55	21--	--	--	135-316	.427	--	--	147-191	.770	236	11.2	35--	--	--	--	--	417	19.9
1955-56	24--	--	--	150-353	.425	--	--	222-288	.771	292	12.2	57--	--	--	--	--	512	21.8
Totals	88--	--	--	531-1262	.421	--	--	621-848	.732	937	10.6	150--	--	--	--	--	1683	19.1




11. BRANDON WHARTON

1,651

#15 • G • 6-3 • 190 • Nashville, Tenn. (Overton HS)

Year	GP-GS	Min	Avg	FG-A	Pct	3FG-A	Pct	FT-A	Pct	Rebs	Avg	PF-FO	Ast	TO	Blk	Stl	Pts	Avg
1995-96	29-29	1017	35.1	112-298	.376	56-141	.397	86-115	.748	100	3.4	68-0	82	93	6	23	366	12.6
1996-97	27-26	962	35.6	153-371	.412	58-135	.430	90-113	.796	108	4.0	66-1	53	87	13	38	454	16.8
1997-98	29-28	977	33.7	143-365	.392	63-147	.429	92-127	.724	107	3.7	68-0	87	61	6	42	441	15.2
1998-99	30-30	948	31.6	132-332	.398	54-155	.348	72-95	.758	77	2.6	66-1	93	75	10	47	390	13.0
Totals	115-113	3904	33.5	540-1366	.395	231-578	.400	340-450	.756	392	3.4	268-2	315	316	15	150	1651	14.4



12. GRANT WILLIAMS

1,629

#2 • F • 6-7 • 236 • Charlotte, N.C. (Providence Day School)

Year	GP-GS	Min	Avg	FG-A	Pct	3FG-A	Pct	FT-A	Pct	Rebs	Avg	PF-FO	Ast	TO	Blk	Stl	Pts	Avg
2016-17	32-29	814	25.4	132-262	.504	12-32	.375	126-189	.667	189	5.9	105-6	36	62	61	26	402	12.6
2017-18	35-35	1008	28.8	183-387	.473	3-25	.120	162-212	.764	211	6.0	116-6	66	74	44	21	531	15.2
2018-19	37-37	1180	31.9	234-414	.565	15-46	.326	213-260	.819	278	7.5	110-6	117	83	55	42	696	18.8
Totals	104-101	3002	28.9	549-1063	.516	30-103	.291	501-661	.758	678	6.5	331-18	219	219	160	89	1629	15.7



13. WAYNE CHISM

1,608

#4 • F/C • 6-9 • 242 • Jackson, Tenn. (Bolivar Central HS)

Year	GP-GS	Min	Avg	FG-A	Pct	3FG-A	Pct	FT-A	Pct	Rebs	Avg	PF-FO	Ast	TO	Blk	Stl	Pts	Avg
2006-07	35-18	678	19.4	115-261	.441	26-79	.329	61-104	.587	183	5.2	102-3	32	45	21	21	317	9.1
2007-08	36-34	826	22.9	139-296	.470	29-90	.322	50-90	.556	208	5.8	108-2	42	41	49	33	357	9.9
2008-09	34-31	873	25.7	165-354	.466	41-128	.320	96-134	.716	273	8.0	98-4	41	69	34	26	467	13.7
2009-10	37-36	998	27.0	169-363	.466	35-108	.324	94-124	.758	266	7.2	102-1	40	60	48	41	467	12.6
Totals	142-119	3375	23.8	588-1274	.462	131-405	.323	301-452	.666	930	6.5	410-10	155	215	152	121	1608	11.3



14. MICHAEL BROWN

1,600

#21 • G • 6-2 • 170 • Memphis, Tenn. (Melrose HS)

Year	GP-GS	Min	Avg	FG-A	Pct	3FG-A	Pct	FT-A	Pct	Rebs	Avg	PF-FO	Ast	TO	Blk	Stl	Pts	Avg
1980-81	29-0	646	22.3	74-153	.484	--	--	33-46	.717	38	1.3	34-0	90	40	0	25	181	6.2
1981-82	29-25	926	31.9	134-286	.469	--	--	69-81	.852	41	1.4	41-1	96	71	3	23	337	11.6
1982-83	32-32	1131	35.3	198-389	.509	--	--	56-68	.824	51	1.6	51-1	79	83	1	24	452	14.1
1984-85	37-37	1292	34.9	242-472	.513	--	--	146-164	.890	67	1.8	82-0	132	90	0	40	630	17.0
Totals	127-94	3995	31.5	648-1300	.498	--	--	304-359	.847	197	1.6	208-2	397	284	3	122	1600	12.6



OUTLOOK

PLAYERS

STAFF

REVIEW

RESULTS

RECORDS

HONORS

POSTSEASON

VOLMANAC

MEDIA INFO





15. TONY HARRIS

1,588

#14 • G • 6-0 • 165 • Memphis, Tenn. (East HS)

Year	GP-GS	Min	Avg	FG-A	Pct	3FG-A	Pct	FT-A	Pct	Rebs	Avg	PF-FO	Ast	TO	Blk	Stl	Pts	Avg
1997-98	27-26	842	31.2	123-336	.366	48-149	.322	90-125	.720	72	2.7	70-3	113	79	2	36	384	14.2
1998-99	30-29	965	32.2	113-303	.373	64-164	.390	81-102	.794	80	2.7	67-0	143	106	2	31	371	12.4
1999-00	33-33	997	30.2	149-365	.408	73-193	.378	110-148	.743	73	2.2	78-1	134	86	0	46	481	14.6
2000-01	31-31	895	28.5	97-271	.358	55-159	.346	103-133	.774	63	2.0	80-4	119	81	1	32	352	11.4
Totals	121-119	3689	30.5	482-1275	.378	240-665	.361	384-508	.756	288	2.4	295-8	509	352	5	145	1588	13.1



16. ADMIRAL SCHOFIELD

1,570

#5 • G • 6-6 • 241 • Zion, Ill. (Zion-Benton Township HS)

Year	GP-GS	Min	Avg	FG-A	Pct	3FG-A	Pct	FT-A	Pct	Rebs	Avg	PF-FO	Ast	TO	Blk	Stl	Pts	Avg
2015-16	32-22	598	18.7	92-207	.444	25-83	.301	35-39	.897	129	4.0	88-2	29	22	10	12	244	7.6
2016-17	28-1	533	19.0	78-172	.453	21-54	.389	53-68	.779	124	4.4	65-2	21	32	5	9	230	8.2
2017-18	35-34	982	28.1	177-396	.447	64-162	.395	68-90	.756	224	6.4	102-5	52	63	15	34	486	13.9
2018-19	37-37	1174	31.7	238-502	.474	74-177	.418	60-86	.698	227	6.1	94-2	75	70	17	33	610	16.5
Totals	132-94	3287	24.9	585-1277	.458	184-476	.387	216-283	.763	704	5.3	349-11	177	187	47	88	1570	11.9



17. RON SLAY

1,569

#35 • F • 6-8 • 240 • Nashville, Tenn. (Pearl-Cohn HS/Oak Hill Academy)

Year	GP-GS	Min	Avg	FG-A	Pct	3FG-A	Pct	FT-A	Pct	Rebs	Avg	PF-FO	Ast	TO	Blk	Stl	Pts	Avg
1999-00	33-1	572	17.3	117-229	.511	11-27	.407	75-94	.798	146	4.4	69-3	17	47	7	17	320	9.7
2000-01	33-7	749	22.7	145-289	.502	16-45	.356	120-171	.702	171	5.3	98-3	33	65	9	11	426	12.9
2001-02	14-11	342	24.4	70-143	.490	11-32	.344	56-74	.757	91	6.5	38-1	29	42	0	4	207	14.8
2002-03	29-29	991	34.2	211-434	.486	43-115	.374	151-193	.782	226	7.8	86-3	61	108	4	21	616	21.2
Totals	109-48	2654	24.3	543-1095	.496	81-219	.370	402-532	.756	639	5.9	291-10	140	262	20	53	1569	14.4



18. JORDAN McRAE

1,521

#52 • G • 6-6 • 185 • Midway, Ga. (Liberty County HS)

Year	GP-GS	Min	Avg	FG-A	Pct	3FG-A	Pct	FT-A	Pct	Rebs	Avg	PF-FO	Ast	TO	Blk	Stl	Pts	Avg
2010-11	10-0	53	5.3	6-19	.316	1-9	.111	5-11	.455	8	0.8	5-0	0	5	4	2	18	1.8
2011-12	34-15	738	21.7	97-257	.377	39-119	.328	60-79	.759	99	2.9	58-2	52	50	26	20	293	8.6
2012-13	33-22	1108	33.6	170-402	.423	60-169	.355	118-153	.771	136	4.1	77-4	66	93	29	26	518	15.7
2013-14	37-37	1191	32.2	223-512	.436	79-225	.351	167-212	.788	128	3.5	78-1	91	77	38	25	692	18.7
TOTAL	114-74	3090	27.1	496-1190	.417	179-522	.343	350-455	.769	371	3.3	218-7	209	225	97	73	1521	13.3



19. RON WIDBY

1,432

#53 • F • 6-4 • 209 • Knoxville, Tenn. (Fulton HS)

Year	GP-GS	Min	Avg	FG-A	Pct	3FG-A	Pct	FT-A	Pct	Rebs	Avg	PF-FO	Ast	TO	Blk	Stl	Pts	Avg
1964-65	25--	--	--	162-356	.455	--	--	38-49	.776	207	8.3	66-0	--	--	--	--	362	14.5
1965-66	26--	--	--	193-463	.417	--	--	65-83	.783	209	8.0	54-0	--	--	--	--	451	17.3
1966-67	28--	--	--	257-537	.479	--	--	105-127	.827	244	8.7	76-0	--	--	--	--	619	22.1
Totals	79--	--	--	612-1356	.451	--	--	208-259	.803	660	8.4	196-0	--	--	--	--	1432	18.1




20. C.J. WATSON

1,424

#32 • G • 6-2 • 176 • Las Vegas, Nev. (Bishop Gorman HS)

Year	GP-GS	Min	Avg	FG-A	Pct	3FG-A	Pct	FT-A	Pct	Rebs	Avg	PF-FO	Ast	TO	Blk	Stl	Pts	Avg
2002-03	29-28	1038	35.8	80-188	.426	24-66	.364	79-121	.653	121	4.2	57-0	160	85	6	36	263	9.1
2003-04	29-29	982	33.9	104-249	.418	44-107	.411	82-103	.796	123	4.2	55-2	145	73	3	45	334	11.5
2004-05	31-31	1082	34.9	109-266	.410	48-128	.375	103-136	.757	110	3.5	71-0	155	96	1	58	319	10.9
2005-06	30-30	956	31.9	136-291	.467	49-116	.422	137-156	.878	93	3.1	77-2	117	63	4	59	458	15.3
Totals	119-118	4058	34.1	429-994	.432	165-417	.396	401-516	.777	438	3.7	260-4	577	317	14	198	1424	12.0



21. STEVE HAMER

1,418

#21 • C • 7-0 • 245 • Grand Junction, Tenn. (Middleton HS)

Year	GP-GS	Min	Avg	FG-A	Pct	3FG-A	Pct	FT-A	Pct	Rebs	Avg	PF-FO	Ast	TO	Blk	Stl	Pts	Avg
1992-93	26-19	553	21.3	174-356	.489	0-0	0.000	33-52	.635	119	4.6	65-2	7	25	24	8	181	7.0
1993-94	24-19	620	25.8	119-206	.578	3-13	.000	93-116	.802	139	5.8	59-2	20	43	24	12	334	13.9
1994-95	25-24	773	30.9	138-261	.529	0-0	0.000	98-153	.641	220	8.8	66-2	14	65	35	6	374	15.0
1995-96	29-29	956	33.0	187-325	.575	0-0	0.000	155-252	.615	272	9.4	84-3	30	84	39	11	529	18.2
Totals	104-91	2902	27.9	518-928	.558	3-13	.000	379-573	.661	750	7.2	274-9	71	217	122	37	1418	13.6



22. JIMMY WOOD

1,407

#22 • G • 6-1 • 170 • Knoxville, Tenn. (Holston HS)

Year	GP-GS	Min	Avg	FG-A	Pct	3FG-A	Pct	FT-A	Pct	Rebs	Avg	PF-FO	Ast	TO	Blk	Stl	Pts	Avg
1968-69	28--	--	--	150-321	.467	--	--	45-51	.882	77	2.8	59-0	28	--	--	--	345	12.3
1969-70	25--	--	--	177-439	.403	--	--	131-146	.897	121	4.8	55-0	63	--	--	--	485	19.4
1970-71	28--	--	--	217-449	.483	--	--	143-165	.867	111	4.0	62-0	146	--	--	--	577	20.6
Totals	81--	--	--	544-1209	.450	--	--	319-362	.881	309	3.8	176-0	237	--	--	--	1407	17.4



23. JaJUAN SMITH

1,384

#2 • G • 6-2 • 195 • Cleveland, Tenn. (McMinn County HS)

Year	GP-GS	Min	Avg	FG-A	Pct	3FG-A	Pct	FT-A	Pct	Rebs	Avg	PF-FO	Ast	TO	Blk	Stl	Pts	Avg
2004-05	25-0	200	8.0	17-54	.315	10-34	.294	4-9	.444	20	0.8	15-0	11	10	1	9	48	1.9
2005-06	30-0	720	24.0	95-239	.397	61-162	.377	33-58	.569	92	3.1	57-0	57	40	3	40	284	9.5
2006-07	35-15	1012	28.9	183-402	.455	89-242	.368	78-107	.729	159	4.5	90-2	46	63	8	73	533	15.2
2007-08	36-36	992	27.6	174-377	.462	93-243	.383	78-102	.765	134	3.7	88-2	81	61	1	61	519	14.4
Totals	126-71	2924	23.2	469-1072	.438	253-681	.372	193-276	.699	405	3.2	250-4	195	174	13	183	1384	11.0

24. JORDAN BOWDEN

1,365

#23 • G • 6-5 • 193 • Knoxville, Tenn. (22 Feet Academy [S.C.]/Carter HS)

Year	GP-GS	Min	Avg	FG-A	Pct	3FG-A	Pct	FT-A	Pct	Rebs	Avg	PF-FO	Ast	TO	Blk	Stl	Pts	Avg
2016-17	30-28	683	22.8	75-202	.371	35-111	.315	53-63	.841	87	2.9	62-1	40	22	5	27	238	7.9
2017-18	35-35	978	27.9	98-249	.394	51-129	.395	73-99	.737	125	3.6	86-3	66	39	11	39	320	9.1
2018-19	36-5	1002	27.8	128-279	.459	51-135	.378	76-93	.817	125	3.5	74-1	70	35	11	31	383	10.6
2019-20	31-31	1067	34.4	139-363	.383	49-171	.287	97-118	.822	125	4.0	70-1	85	51	10	30	424	13.7
Totals	132-99	3730	28.3	440-1093	.403	186-546	.341	299-373	.802	462	3.5	292-6	261	147	37	127	1365	10.3



25. MIKE EDWARDS

1,343

#25 • G • 6-2 • 180 • Greenfield, Ind. (Greenfield HS)

Year	GP-GS	Min	Avg	FG-A	Pct	3FG-A	Pct	FT-A	Pct	Rebs	Avg	PF-FO	Ast	TO	Blk	Stl	Pts	Avg
1970-71	28--	--	--	205-460	.446	--	--	67-87	.770	115	4.1	67-1	23	--	--	--	477	17.0
1971-72	25--	--	--	191-458	.417	--	--	103-119	.866	96	3.8	62-1	21	--	--	--	485	19.4
1972-73	24--	--	--	176-347	.507	--	--	29-38	.763	65	2.7	56-2	28	--	--	--	381	15.9
Totals	77--	--	--	572-1265	.452	--	--	199-244	.816	276	3.6	194-4	72	--	--	--	1345	17.4



26. HERMAN THOMPSON

1,319

#15 • G • 5-11 • 160 • Alcoa, Tenn. (Alcoa HS)

Year	GP-GS	Min	Avg	FG-A	Pct	3FG-A	Pct	FT-A	Pct	Rebs	Avg	PF-FO	Ast	TO	Blk	Stl	Pts	Avg
1953-54	22--	--	--	62-178	.348	--	--	32-56	.571	73	3.3	50--	--	--	--	--	156	7.1
1954-55	22--	--	--	122-298	.409	--	--	66-97	.680	106	4.8	67--	--	--	--	--	310	14.1
1955-56	24--	--	--	159-414	.384	--	--	115-175	.657	120	5.0	62--	--	--	--	--	433	18.0
1956-57	22--	--	--	152-388	.392	--	--	116-155	.748	95	4.3	56--	--	--	--	--	420	19.1
Totals	90--	--	--	495-1278	.387	--	--	329-483	.681	394	4.4	235--	--	--	--	--	1319	14.7



27. SCOTTY HOPSON

1,305

#32 • G • 6-7 • 200 • Hopkinsville, Ky. (University Heights HS)

Year	GP-GS	Min	Avg	FG-A	Pct	3FG-A	Pct	FT-A	Pct	Rebs	Avg	PF-FO	Ast	TO	Blk	Stl	Pts	Avg
2008-09	34-30	796	23.4	113-264	.428	46-129	.357	40-64	.625	93	3.1	50-0	49	50	9	21	312	9.2
2009-10	37-36	1024	27.7	174-391	.445	52-156	.333	50-85	.588	124	3.4	55-1	44	78	7	36	450	12.2
2010-11	32-32	937	29.3	188-416	.452	53-141	.376	114-155	.735	107	3.3	63-1	41	89	5	26	543	17.0
Totals	103-98	2757	26.8	475-1071	.444	151-426	.354	204-304	.671	324	3.1	168-2	134	217	21	83	1305	12.7



28. ISIAH VICTOR

1,304

#44 • F • 6-9 • 220 • Hopkinsville, Ky. (University Heights HS)

Year	GP-GS	Min	Avg	FG-A	Pct	3FG-A	Pct	FT-A	Pct	Rebs	Avg	PF-FO	Ast	TO	Blk	Stl	Pts	Avg
1997-98	29-7	599	20.7	78-154	.506	2-6	.333	65-113	.575	159	5.5	75-1	20	61	30	27	223	7.7
1998-99	30-9	719	24.0	126-214	.589	3-10	.300	84-141	.596	219	7.3	78-2	23	66	36	25	339	11.3
1999-00	33-33	670	20.3	112-223	.502	6-19	.316	89-136	.654	202	6.1	74-2	24	82	40	33	319	9.7
2000-01	33-32	869	26.3	153-282	.543	4-15	.267	113-182	.621	219	6.6	81-1	30	74	34	19	423	12.8
Totals	125-81	2857	22.9	469-873	.537	15-50	.300	351-572	.614	799	6.4	308-6	97	283	140	104	1304	10.4



29. BRANDON CRUMP

1,267

#4 • F • 6-10 • 250 • Houston, Texas (Klein HS)

Year	GP-GS	Min	Avg	FG-A	Pct	3FG-A	Pct	FT-A	Pct	Rebs	Avg	PF-FO	Ast	TO	Blk	Stl	Pts	Avg
2001-02	30-19	648	21.6	85-143	.594	1-2	.000	43-78	.551	126	4.2	80-4	28	34	17	13	214	7.1
2002-03	29-27	781	26.9	127-225	.564	0-0	.000	64-85	.753	171	5.9	76-1	33	66	30	22	318	11.0
2003-04	29-29	909	31.3	158-279	.566	8-25	.320	105-155	.677	198	6.8	73-0	35	60	37	23	429	14.8
2004-05	27-25	712	26.4	124-224	.554	10-19	.526	48-75	.640	157	5.8	75-2	22	55	23	18	306	11.3
Totals	115-100	3050	26.5	494-871	.567	19-46	.413	260-393	.662	652	5.7	304-7	118	215	107	76	1267	11.0




30. C.J. BLACK

1,261

#43 • F • 6-8 • 255 • Chattanooga, Tenn. (Brainerd HS)

Year	GP-GS	Min	Avg	FG-A	Pct	3FG-A	Pct	FT-A	Pct	Rebs	Avg	PF-FO	Ast	TO	Blk	Stl	Pts	Avg
1996-97	27-20	689	25.5	98-190	.516	1-4	.250	117-153	.765	169	6.3	66-0	7	88	38	13	314	11.6
1997-98	29-28	829	28.6	126-243	.519	10-24	.417	103-139	.741	198	6.8	94-1	17	69	73	32	365	12.6
1998-99	30-27	720	24.0	89-201	.443	8-27	.296	97-121	.802	166	5.5	69-2	23	49	46	31	283	9.4
1999-00	32-32	784	24.5	100-193	.518	13-33	.394	86-119	.723	170	5.3	83-3	25	53	55	26	299	9.3
Totals	118-107	3022	25.6	413-827	.499	32-88	.364	403-532	.758	703	6.0	312-6	72	259	212	102	1261	10.7



31. JOSH RICHARDSON

1,252

#1 • G • 6-6 • 200 • Edmond, Okla. (Santa Fe HS)

Year	GP-GS	Min	Avg	FG-A	Pct	3FG-A	Pct	FT-A	Pct	Rebs	Avg	PF-FO	Ast	TO	Blk	Stl	Pts	Avg
2011-12	34-9	543	16.0	36-102	.353	9-38	.237	16-25	.640	47	1.4	61-0	24	32	19	18	97	2.9
2012-13	33-33	1013	30.7	99-211	.469	9-42	.214	54-78	.692	143	4.3	82-0	51	55	23	35	261	7.9
2013-14	37-36	1122	30.3	139-293	.474	34-100	.340	69-87	.793	106	2.9	79-9	56	37	30	27	381	10.3
2014-15	32-32	1162	36.3	184-399	.461	46-128	.359	99-124	.798	143	4.5	79-4	115	85	16	67	515	16.0
Totals	136-110	3840	28.2	458-1005	.456	98-308	.318	238-314	.758	439	3.2	301-4	246	209	88	147	1252	9.2



32. MIKE JACKSON

1,243

#25 • G • 6-3 • 190 • Nashville, Tenn. (Stratford HS)

Year	GP-GS	Min	Avg	FG-A	Pct	3FG-A	Pct	FT-A	Pct	Rebs	Avg	PF-FO	Ast	TO	Blk	Stl	Pts	Avg
1973-74	6--	--	--	6-18	.333	--	--	3-6	.500	7	1.2	7-0	0	--	--	--	15	2.5
1974-75	26--	--	--	139-273	.509	--	--	69-84	.821	98	3.8	76-2	42	--	--	--	347	13.3
1975-76	27--	--	--	174-360	.483	--	--	102-132	.773	126	4.7	92-6	62	--	--	--	450	16.7
1976-77	28--	--	--	179-383	.467	--	--	73-86	.849	90	3.2	96-8	81	--	--	--	431	15.4
Totals	87--	--	--	498-1034	.482	--	--	247-308	.802	321	3.7	271-16	185	--	--	--	1243	14.3



OUTLOOK

PLAYERS

STAFF

REVIEW

RESULTS

RECORDS

HONORS

POSTSEASON

VOLMANAC

MEDIA INFO





33. BILL JUSTUS

1,236

#42 • G • 6-1 • 175 • Knoxville, Tenn. (Fulton HS)

Year	GP-GS	Min	Avg	FG-A	Pct	3FG-A	Pct	FT-A	Pct	Rebs	Avg	PF-FO	Ast	TO	Blk	Stl	Pts	Avg
1966-67	28--	--	--	136-288	.472	--	--	88-109	.807	129	4.6	49-0	--	--	--	--	314	11.2
1967-68	26--	--	--	175-384	.456	--	--	117-142	.824	129	5.0	49-0	--	--	--	--	467	18.0
1968-69	28--	--	--	161-389	.414	--	--	133-147	.905	160	5.7	59-1	49	--	--	--	455	16.3
Totals	82--	--	--	449-1015	.442	--	--	338-398	.849	418	5.1	157-1	49	--	--	--	1236	15.1



34. A.W. DAVIS

1,225

#20 • F • 6-7 • 185 • Rutledge, Tenn. (Rutledge HS)

Year	GP-GS	Min	Avg	FG-A	Pct	3FG-A	Pct	FT-A	Pct	Rebs	Avg	PF-FO	Ast	TO	Blk	Stl	Pts	Avg
1962-63	24--	--	--	136-288	.472	--	--	85-114	.746	196	8.2	51-4	--	--	--	--	357	14.9
1963-64	23--	--	--	141-296	.476	--	--	116-144	.806	181	7.9	58-1	--	--	--	--	398	17.3
1964-65	24--	--	--	170-391	.435	--	--	130-153	.850	197	8.2	65-3	--	--	--	--	470	19.6
Totals	71--	--	--	447-975	.458	--	--	331-411	.805	574	8.1	174-8	--	--	--	--	1225	17.3



35. TYLER SMITH

1,219

#1 • F • 6-7 • 215 • Pulaski, Tenn. (Giles County HS/Hargrave Military Academy/University of Iowa)

Year	GP-GS	Min	Avg	FG-A	Pct	3FG-A	Pct	FT-A	Pct	Rebs	Avg	PF-FO	Ast	TO	Blk	Stl	Pts	Avg
2007-08	36-35	1017	28.3	181-338	.536	14-37	.378	113-160	.706	242	6.7	92-1	122	79	20	50	489	13.6
2008-09	34-34	1107	32.6	196-446	.439	28-96	.292	170-222	.766	196	5.8	72-0	114	70	7	25	590	17.4
2009-10	12-12	321	26.8	47-82	.573	0-3	0.000	46-66	.697	56	4.7	24-1	44	16	3	17	140	11.7
Totals	82-81	2445	29.8	424-866	.490	42-136	.309	329-448	.734	494	6.0	188-2	280	165	30	92	1219	14.9



36. ED WIENER

1,212

#19 • F • 6-3 • 185 • Brooklyn, N.Y. (Erasmus Hall HS)

Year	GP-GS	Min	Avg	FG-A	Pct	3FG-A	Pct	FT-A	Pct	Rebs	Avg	PF-FO	Ast	TO	Blk	Stl	Pts	Avg
1951-52	8--	--	--	1-8	.125	--	--	1-4	.250	--	--	6--	--	--	--	--	3	0.4
1952-53	21--	--	--	133-366	.363	--	--	95-158	.601	202	9.6	--	--	--	--	--	361	17.2
1953-54	22--	--	--	154-410	.376	--	--	106-145	.731	180	8.2	45--	--	--	--	--	414	18.8
1954-55	22--	--	--	165-395	.418	--	--	104-158	.658	156	7.1	47--	--	--	--	--	434	19.7
Totals	73--	--	--	453-1179	.384	--	--	306-465	.658	538	--	98--	--	--	--	--	1212	16.6



37. LEN KOSMALSKI

1,202

#55 • C • 7-0 • 245 • Maple Heights, Ohio (Maple Heights HS)

Year	GP-GS	Min	Avg	FG-A	Pct	3FG-A	Pct	FT-A	Pct	Rebs	Avg	PF-FO	Ast	TO	Blk	Stl	Pts	Avg
1971-72	25--	--	--	191-365	.523	--	--	106-140	.757	210	8.4	74-3	10	--	--	--	488	19.5
1972-73	17--	--	--	119-238	.500	--	--	51-70	.729	110	6.5	32-0	8	--	--	--	289	17.0
1973-74	26--	--	--	176-324	.543	--	--	73-109	.670	254	9.8	76-3	14	--	--	--	425	16.3
Totals	68--	--	--	486-927	.524	--	--	230-319	.721	574	8.4	182-6	32	--	--	--	1202	17.7



38. HOWARD WOOD

1,201

#44 • C • 6-7 • 235 • East Hampton, N.Y. (East Hampton HS)

Year	GP-GS	Min	Avg	FG-A	Pct	3FG-A	Pct	FT-A	Pct	Rebs	Avg	PF-FO	Ast	TO	Blk	Stl	Pts	Avg
1977-78	24--	--	--	48-93	.516	--	--	26-38	.684	101	4.2	37-1	7	17	3	6	122	5.1
1978-79	33--	620	18.8	114-230	.496	--	--	56-73	.767	144	4.4	68-0	15	49	8	16	284	8.6
1979-80	29-2	646	22.3	141-280	.504	--	--	97-113	.858	151	5.2	67-0	12	37	11	23	379	13.1
1980-81	29-29	985	34.0	150-287	.523	--	--	116-144	.805	199	6.9	85-1	40	75	18	33	416	14.3
Totals	115-31	--	--	453-890	.509	--	--	295-368	.801	595	5.2	257-2	74	178	40	78	1201	10.4



39. GARY CARTER

1,199

#30 • G • 6-3 • 190 • Johnson City, Tenn. (Science Hill HS)

Year	GP-GS	Min	Avg	FG-A	Pct	3FG-A	Pct	FT-A	Pct	Rebs	Avg	PF-FO	Ast	TO	Blk	Stl	Pts	Avg
1978-79	33--	1137	34.5	145-283	.512	--	--	69-98	.704	161	4.9	82-3	94	96	4	47	359	10.9
1979-80	29-28	1015	35.0	109-263	.414	--	--	65-80	.813	133	4.6	59-1	87	76	4	32	283	9.8
1980-81	29-29	1082	37.3	174-313	.556	--	--	88-108	.815	112	3.9	79-2	68	59	3	43	436	15.0
1981-82	6-6	228	38.0	46-77	.597	--	--	29-33	.879	18	3.0	15-1	21	2	10	121	20.2	
Totals	97-63	3462	35.7	474-936	.506	--	--	251-319	.787	424	4.4	235-7	266	252	13	132	1199	12.4



40. GREG BELL

1,198

#23 • G • 6-3 • 185 • London, W.Va. (DuPont HS)

Year	GP-GS	Min	Avg	FG-A	Pct	3FG-A	Pct	FT-A	Pct	Rebs	Avg	PF-FO	Ast	TO	Blk	Stl	Pts	Avg
1987-88	26-14	606	23.3	93-225	.415	39-98	.398	53-78	.679	66	2.5	74-4	43	57	4	26	278	10.7
1988-89	30-3	696	23.2	114-271	.421	62-155	.400	60-91	.659	64	2.1	72-0	56	61	2	22	350	11.7
1989-90	30-30	942	31.4	161-368	.438	66-153	.431	111-162	.685	96	3.2	99-3	65	88	4	36	499	16.6
1990-91	12-0	200	16.7	25-79	.316	4-23	.174	17-27	.630	21	1.8	22-0	14	29	1	9	71	5.9
Totals	98-47	2444	24.9	393-943	.417	171-429	.399	241-358	.673	247	2.5	267-7	178	235	14	93	1198	12.2



41. DON JOHNSON

1,196

#52 • F • 6-5 • 210 • Benson, Ill. (Roanoke-Benson HS)

Year	GP-GS	Min	Avg	FG-A	Pct	3FG-A	Pct	FT-A	Pct	Rebs	Avg	PF-FO	Ast	TO	Blk	Stl	Pts	Avg
1968-69	28--	--	--	133-295	.451	--	--	56-79	.709	227	8.1	63-0	14	--	--	--	322	11.5
1969-70	25--	--	--	145-346	.419	--	--	59-82	.720	231	9.2	72-0	10	--	--	--	349	14.0
1970-71	28--	--	--	192-398	.482	--	--	141-187	.754	291	10.4	80-3	16	--	--	--	525	18.8
Totals	81--	--	--	470-1039	.452	--	--	256-348	.736	749	9.2	215-5	40	--	--	--	1196	14.8

42. PAUL WALTHER

1,173

#14 • F • 6-2 • 155 • Covington, Ky.

Year	GP-GS	Min	Avg	FG-A	Pct	3FG-A	Pct	FT-A	Pct	Rebs	Avg	PF-FO	Ast	TO	Blk	Stl	Pts	Avg
1944-45	23--	--	--	98-	--	--	--	62-100	.620	--	--	--	--	--	--	--	258	11.2
1944-47	17--	--	--	45-	--	--	--	29-42	.690	--	--	--	--	--	--	--	119	7.0
1947-48	25--	--	--	118-331	.356	--	--	98-137	.715	--	--	81--	--	--	--	--	334	13.4
1948-49	26--	--	--	176-470	.374	--	--	110-164	.671	--	--	79--	--	--	--	--	462	17.8
Totals	91--	--	--	437--	--	--	--	299-443	.675	--	--	160--	--	--	--	--	1173	12.9



43. LANG WISEMAN

1,156

#22 • G • 6-4 • 200 • Arlington, Tenn. (Bolton HS)

Year	GP-GS	Min	Avg	FG-A	Pct	3FG-A	Pct	FT-A	Pct	Rebs	Avg	PF-FO	Ast	TO	Blk	Stl	Pts	Avg
1989-90	28-0	232	10.4	27-77	.351	10-34	.294	13-20	.650	29	1.0	36-0	29	18	2	8	77	2.8
1990-91	33-30	994	30.1	155-346	.448	54-170	.318	70-85	.824	100	3.0	81-2	104	102	4	52	434	13.2
1991-92	33-30	876	26.5	131-293	.447	39-96	.406	44-60	.733	135	4.1	87-1	71	63	8	41	345	10.5
1992-93	29-22	748	25.8	106-248	.427	49-125	.392	39-54	.722	89	3.1	66-2	44	57	6	27	300	10.3
Totals	123-82	2910	23.7	419-964	.435	152-425	.358	166-219	.758	353	2.9	270-5	248	240	20	128	1156	9.4




44. FRED JENKINS

1,139

#35 • G • 6-4 • 190 • Columbia, Tenn. (Central HS)

Year	GP-GS	Min	Avg	FG-A	Pct	3FG-A	Pct	FT-A	Pct	Rebs	Avg	PF-FO	Ast	TO	Blk	Stl	Pts	Avg
1983-84	35-28	1012	28.9	137-279	.491	--	--	79-110	.718	113	3.2	67-3	94	92	9	49	353	10.1
1984-85	35-23	1046	29.9	128-267	.479	--	--	99-130	.762	138	3.9	64-1	99	86	2	52	355	10.1
1985-86	16-15	481	30.1	69-139	.496	--	--	29-38	.763	52	3.3	27-1	62	42	3	35	167	10.4
1986-87	24-20	762	31.8	101-192	.526	13-39	.333	49-62	.790	74	3.1	43-0	133	71	5	41	264	11.0
Totals	110-86	3301	30.0	435-877	.496	13-39	.333	256-340	.753	377	3.4	201-5	388	291	19	177	1139	10.4



45. JARNELL STOKES

1,129

#5 • F • 6-8 • 260 • Memphis, Tenn. (Southwind HS)

Year	GP-GS	Min	Avg	FG-A	Pct	3FG-A	Pct	FT-A	Pct	Rebs	Avg	PF-FO	Ast	TO	Blk	Stl	Pts	Avg
2011-12	17-14	436	25.6	63-118	.534	0-3	0.000	37-65	.569	126	7.4	39-1	12	35	23	16	163	9.6
2012-13	33-33	952	28.8	149-282	.528	0-0	0.000	110-194	.567	318	9.6	78-4	42	68	37	23	408	12.4
2013-14	37-37	1199	32.4	199-375	.531	0-0	0.000	160-230	.696	392	10.6	73-2	75	74	34	26	558	15.1
Totals	87-84	2587	29.7	411-775	.530	0-3	0.000	307-489	.628	836	9.6	190-7	129	180	94	65	1129	13.0



46. JOHN FULKERSON

1,121

#10 • F • 6-9 • 219 • Kingsport, Tenn. (The Christ School [N.C.])

Year	GP-GS	Min	Avg	FG-A	Pct	3FG-A	Pct	FT-A	Pct	Rebs	Avg	PF-FO	Ast	TO	Blk	Stl	Pts	Avg
2016-17	10-6	160	16.0	17-30	.567	0-0	0.000	13-20	.650	46	4.6	23-0	10	8	9	11	47	4.7
2017-18	30-1	279	9.3	18-42	.429	0-0	0.000	16-22	.727	49	1.6	36-0	16	22	9	16	52	1.7
2018-19	36-0	434	12.1	42-72	.583	0-0	0.000	29-45	.644	95	2.6	67-0	24	21	25	18	113	3.1
2019-20	31-31	936	30.2	156-255	.612	1-2	5.000	113-151	.748	183	5.9	94-2	39	57	27	33	426	13.7
2020-21	25-24	661	26.4	89-169	.527	0-3	0.000	59-79	.747	138	5.5	48-0	42	33	15	13	237	9.5
2021-22	33-14	720	21.8	92-176	.523	0-0	0.000	62-84	.738	154	4.7	67-0	47	37	31	13	246	7.5
Totals	165-76	3192	19.3	414-744	.556	1-5	2.000	292-401	.728	665	4.0	335-2	178	178	116	104	1121	6.8



47. TERRY CROSBY

1,096

#25 • G/F • 6-4 • 195 • Toledo, Ohio (De Vilbiss HS)

Year	GP-GS	Min	Avg	FG-A	Pct	3FG-A	Pct	FT-A	Pct	Rebs	Avg	PF-FO	Ast	TO	Blk	Stl	Pts	Avg
1975-76	23--	--	--	33-96	.344	--	--	3-12	.250	38	1.7	43-0	14	--	--	--	69	3.0
1976-77	26--	--	--	44-93	.473	--	--	14-20	.700	30	1.2	20-0	25	--	--	--	102	3.9
1977-78	25--	--	--	198-407	.486	--	--	79-106	.745	135	5.4	76-4	60	87	2	35	475	19.0
1978-79	32--	1162	36.3	198-359	.552	--	--	54-73	.740	130	4.1	82-2	101	58	13	53	450	14.1
Totals	106--	1162	--	473-955	.495	--	--	150-211	.711	333	3.1	221-6	200	145	15	88	1096	10.3



48. LAMONTÉ TURNER

1,086

#1 • G • 6-2 • 187 • Florence, Ala. (IMG Academy [Fla.])

Year	GP-GS	Min	Avg	FG-A	Pct	3FG-A	Pct	FT-A	Pct	Rebs	Avg	PF-FO	Ast	TO	Blk	Stl	Pts	Avg
1975-76	23--	--	--	33-96	.344	--	--	3-12	.250	38	1.7	43-0	14	--	--	--	69	3.0
2016-17	32-6	663	20.7	76-214	.355	41-125	.328	70-91	.769	81	2.5	67-0	86	55	5	19	263	8.2
2017-18	35-0	885	25.3	118-296	.399	70-177	.395	75-85	.882	111	3.2	70-2	78	43	2	24	381	10.9
2018-19	28-19	867	31.0	109-258	.422	49-153	.320	40-51	.784	77	2.8	70-1	105	42	3	35	307	11.0
2019-20	11-11	369	33.5	40-129	.310	11-47	.234	44-59	.746	39	3.5	21-0	78	42	2	20	135	12.3
Totals	106-36	2784	26.3	343-897	.382	171-502	.341	229-286	.801	308	2.9	228-3	347	182	13	98	1086	10.2



49. CAMERON TATUM

1,083

#23 • G • 6-7 • 193 • Lithonia, Ga. (The Patterson School)

Year	GP-GS	Min	Avg	FG-A	Pct	3FG-A	Pct	FT-A	Pct	Rebs	Avg	PF-FO	Ast	TO	Blk	Stl	Pts	Avg
2007-08	7-0	74	10.6	13-26	.500	--	--	6-14	.429	16	2.3	8-0	6	8	2	8	35	5.0
2008-09	34-4	626	18.4	91-217	.419	43-134	.321	32-53	.604	76	2.2	52-0	30	41	6	17	257	7.6
2009-10	29-6	491	16.9	75-156	.481	28-72	.389	38-56	.679	63	2.2	50-0	31	26	3	16	216	7.4
2010-11	34-33	857	25.2	97-259	.375	34-125	.272	70-105	.667	105	3.1	63-0	78	17	12	30	298	8.8
2011-12	34-34	991	29.1	93-264	.352	47-137	.343	44-58	.759	141	4.1	62-1	87	62	4	26	277	8.1
Totals	138-77	3039	22.0	369-922	.400	155-476	.326	190-286	.664	401	2.9	235-1	232	194	27	97	1083	7.8



OUTLOOK

PLAYERS

STAFF

REVIEW

RESULTS

RECORDS

HONORS

POSTSEASON

VOLMANAC

MEDIA INFO





50. BOBBY CROFT

1,071

#40 • C • 6-10 • 220 • Hamilton, Ontario (Hill Park HS)

Year	GP-GS	Min	Avg	FG-A	Pct	3FG-A	Pct	FT-A	Pct	Rebs	Avg	PF-FO	Ast	TO	Blk	Stl	Pts	Avg
1967-68	26--	--	--	89-171	.520	--	--	38-57	.667	137	5.3	75-3	--	--	--	--	216	8.3
1968-69	28--	--	--	166-297	.559	--	--	94-142	.662	250	8.9	90-2	5	--	--	--	426	15.2
1969-70	25--	--	--	166-332	.500	--	--	97-147	.660	241	9.6	86-3	9	--	--	--	429	17.2
Totals	79--	--	--	421-800	.526	--	--	229-346	.662	628	7.9	251-8	14	--	--	--	1071	13.6



51. ROB JONES

1,070

#34 • C • 6-7 • 210 • Knoxville, Tenn. (Austin-East HS)

Year	GP-GS	Min	Avg	FG-A	Pct	3FG-A	Pct	FT-A	Pct	Rebs	Avg	PF-FO	Ast	TO	Blk	Stl	Pts	Avg
1982-83	30-0	284	9.5	16-42	.381	--	--	7-17	.412	65	2.2	32-0	4	18	11	11	39	1.3
1983-84	35-30	983	28.1	108-194	.557	--	--	58-92	.630	206	5.9	93-3	14	41	29	29	274	7.8
1984-85	37-37	1348	36.4	181-301	.601	--	--	95-160	.594	317	8.6	112-4	20	57	47	40	457	12.4
1985-86	28-28	987	35.2	127-219	.580	--	--	46-88	.523	216	7.7	58-1	14	38	25	35	300	10.7
Totals	130-95	3602	27.7	432-756	.571	--	--	206-357	.577	804	6.2	295-8	52	154	112	115	1070	8.2




52. ROBERT HUBBS III

1,046

#3 • G • 6-5 • 207 • Newbern, Tenn. (Dyer County HS)

Year	GP-GS	Min	Avg	FG-A	Pct	3FG-A	Pct	FT-A	Pct	Rebs	Avg	PF-FO	Ast	TO	Blk	Stl	Pts	Avg
2013-14	12-0	219	18.3	23-75	.307	9-32	.281	5-8	.625	18	1.5	17	8	7	4	2	60	5.0
2014-15	32-20	795	24.8	88-215	.409	31-93	.333	24-33	.727	93	2.9	48	28	26	4	16	231	7.2
2015-16	30-16	801	26.7	128-283	.452	11-46	.239	51-69	.739	117	3.9	47	38	22	1	13	318	10.6
2016-17	32-32	1011	31.6	170-364	.467	4-26	.154	93-111	.838	147	4.6	56	53	47	7	23	437	13.7
Totals	106-68	2826	26.7	409-937	.437	55-197	.279	173-221	.783	375	3.5	168	127	102	16	54	1046	9.9



53. GENE TORMOHLN

1,020

#54 • C • 6-8 • 215 • Holland, Ind. (Holland HS)

Year	GP-GS	Min	Avg	FG-A	Pct	3FG-A	Pct	FT-A	Pct	Rebs	Avg	PF-FO	Ast	TO	Blk	Stl	Pts	Avg
1956-57	22--	--	--	109-258	.422	--	--	57-110	.518	357	16.2	85--	--	--	--	--	275	12.5
1957-58	23--	--	--	141-330	.427	--	--	90-136	.662	384	16.7	87--	--	--	--	--	312	13.6
1958-59	21--	--	--	142-366	.388	--	--	89-139	.640	372	17.7	80-6	--	--	--	--	373	17.8
Totals	66--	--	--	392-954	.411	--	--	236-385	.613	1113	16.9	252-6	--	--	--	--	1020	15.5

THOMPSON-BOLING ARENA RECORDS

INDIVIDUAL RECORDS (MEN'S)

■ MOST POINTS SCORED

UT: 43 by Allan Houston vs. LSU (2/10/1990)
Opp: 54 by Jodie Meeks, Kentucky (1/13/2009)

■ MOST FIELD GOALS ATTEMPTED

UT: 27 by Allan Houston vs. LSU (2/10/1990)
Opp: 36 by Chris Jackson, LSU (3/10/1989)
Other: 36 by Popeye Jones, Murray State vs. Michigan State (3/15/1990)

■ MOST FIELD GOALS MADE

UT: 15 by Dyrone Nix vs. Tennessee Tech (11/25/1988)
Opp: 17 by Gary Payton, Oregon State (12/10/1989)

■ BEST FIELD GOAL PERCENTAGE (MIN. 10 ATT.)

UT: 91.7 (11-12) by Carlus Groves vs. Ole Miss (2/19/1992)
Opp: 90.0 (9-10) by Carl Hall, Wichita State (12/13/2012)

■ MOST 3-POINT GOALS ATTEMPTED

UT: 20 by Chris Lofton vs. North Carolina A&T (11/27/2007)
Opp: 20 by Chris Jackson, LSU (2/10/1990)
Other: 20 by Chris Walker, Villanova vs. LSU (3/15/1990)

■ MOST 3-POINT GOALS MADE

UT: 8 by Chris Lofton vs. North Carolina A&T (11/27/2007)
8 by Allan Houston vs. Fordham (12/29/1989)
Opp: 10 by Jodie Meeks, Kentucky (1/13/2009)
10 by Chris Jackson, LSU (2/10/1990)
Other: 8 by Cuonzo Martin, Purdue (3/24/1994)

■ BEST 3-POINT PERCENTAGE (MIN. 4 ATT.)

UT: 100.0 (6-6) by Jordan McRae vs. LSU (2/19/2013)
100.0 (6-6) by JaJuan Smith vs. Middle Tennessee (11/20/2007)
100.0 (5-5) by Jordan Bone vs. Kentucky (3/2/2019)
100.0 (5-5) by Thaydeus Holden vs. Vanderbilt (1/18/2003)
100.0 (5-5) by C.J. Watson vs. Campbell (12/23/2004)
100.0 (4-4) by Josh Richardson vs. Virginia (12/20/2013)
Opp: 100.0 (5-5) by Trent Shippen, Colorado State (12/28/1987)
100.0 (5-5) by Doug McLaughlin-Williams, App. State (12/6/2005)
100.0 (4-4) by Ronald Dupree, LSU (3/1/2003)

■ MOST FREE THROWS ATTEMPTED

UT: 19 by Ron Slay vs. New Mexico (1/4/2003)
Opp: 17 by Dan O'Sullivan, Fordham (12/29/1989)
Other: 17 by Litterial Green, Georgia vs. Mississippi State (3/9/1989)

■ MOST FREE THROWS MADE

UT: 15 by Allan Houston vs. Kentucky (1/21/1992)
15 by Ron Slay vs. New Mexico (1/4/2003)
Opp: 16 by Dan Langhi, Vanderbilt (2/13/1999)

■ BEST FREE THROW PERCENTAGE (MIN. 10 ATT.)

UT: 100.0 (14-14) by Grant Williams vs. Arkansas (1/15/2019)
100.0 (13-13) by Lamonté Turner vs. Auburn (1/2/2018)
100.0 (13-13) by Chris Lofton vs. East Tennessee State (12/30/2006)
100.0 (13-13) by Scooter McFadgon vs. Auburn (2/28/2004)
100.0 (13-13) by Scooter McFadgon vs. Kentucky (1/20/2004)
100.0 (10-10) by Brandon Crump vs. Vanderbilt (1/14/2004)
100.0 (10-10) by Ron Slay vs. Gardner-Webb (11/22/2002)
100.0 (10-10) by Aaron Green vs. Southern Cal (12/18/1996)
100.0 (11-11) by Ian Lockhart vs. Washington State (12/20/1989)
100.0 (10-10) by Dyrone Nix vs. Memphis State (12/29/1988)
Opp: 100.0 (16-16) by Dan Langhi, Vanderbilt (2/13/1999)
100.0 (14-14) by Jodie Meeks, Kentucky (1/13/2009)

■ MOST REBOUNDS

UT: 20 by Dyrone Nix vs. UT-Chattanooga (12/3/1988)
Opp: 21 by Kelly Wise, Memphis (12/5/2000)

■ MOST ASSISTS

UT: 14 by Lamonté Turner vs. Murray State (11/12/2019)
Opp: 13 by D.J. Augustin, Texas (12/23/2006)
13 by Chris Corchiani, NC State (2/25/1991)
Other: 13 by Dennis Whitaker, Ohio vs. Fordham (12/30/1989)

■ MOST STEALS

UT: 7 by Vincent Yarbrough vs. UNC Greensboro (12/22/1998)
7 by LaMarcus Golden vs. Mercer (12/28/1993)
Opp: 9 by Elliot Perry, Memphis State (11/17/1990)

THOMPSON-BOLING ARENA RECORDS (cont.)

■ MOST BLOCKED SHOTS

UT: 6 by Yves Pons vs. Jacksonville State (12/21/2019)
 6 by Elgrace Wilborn vs. Georgetown (3/18/2003)
 6 by Doug Roth vs. LSU (1/11/1989)
 Opp: 7 by Luke Kornet, Vanderbilt (2/22/2017)
 7 by Jordan Mickey, LSU (2/14/2015)
 7 by Leonard Coleman, Tennessee Tech (12/4/1996)
 7 by Shaquille O'Neal, LSU (2/10/1990)
 Other: 7 by Ken Johnson, Ohio State vs. St. John's (3/20/1999)

TEAM RECORDS (MEN'S)

■ MOST POINTS SCORED

UT: 118 vs. Tennessee Tech (11/25/1988)
 Opp: 119 by LSU (2/10/1990)

■ MOST POINTS SCORED IN ONE HALF

UT: 66 vs. Georgia (2/9/2000)
 66 vs. Kentucky (1/21/1992)

■ FEWEST POINTS SCORED

UT: 38 vs. Alabama (1/10/2015)
 Opp: 38 by Vanderbilt (3/1/2014)

■ HIGHEST TWO-TEAM POINTS TOTAL

232 by Tennessee (113) and LSU (119) (2/10/1990)

■ LOWEST TWO-TEAM POINTS TOTAL

94 by Tennessee (38) and Alabama (56) (1/10/2015)
 94 by Tennessee (54) and ETSU (40) (12/31/1996)

■ MOST FIELD GOALS ATTEMPTED

UT: 91 vs. LSU (2/10/1990)
 Opp: 83 by UNC Charlotte (11/29/1995)

■ MOST FIELD GOALS MADE

UT: 43 vs. Tennessee Tech (11/25/1988)
 Opp: 40 by Oregon State (12/10/1989)

■ BEST FIELD-GOAL PERCENTAGE

Opp: 69.4 (34-49) Vanderbilt (2/24/1996)
 Opp: 61.5 (24-39) by Kentucky (1/21/1989)
 61.5 (26-52) by Florida (1/23/1988)

■ LOWEST FIELD-GOAL PERCENTAGE

Opp: 20.9 (14-67) by Lenoir-Rhyne (11/6/2018)
 DI Opp: 22.1 (15-68) by Morehead State (12/7/1994)

■ FEWEST FIELD GOALS ATTEMPTED

UT: 34 vs. Mississippi State (2/3/2015)
 Opp: 39 by Kentucky (1/21/1989)

■ FEWEST FIELD GOALS MADE

UT: 14 vs. South Carolina (1/11/2020)
 14 vs. Alabama (1/10/2015)
 Opp: 11 by Vanderbilt (3/1/2014)

■ MOST 3-POINT FG ATTEMPTED

UT: 50 vs. North Carolina A&T (11/27/2007)
 Opp: 36 by UT-Martin (11/18/2008)

■ MOST 3-POINT FG MADE

UT: 16 vs. Presbyterian (12/6/2016)
 16 vs. North Carolina A&T (11/27/2007)
 16 vs. Auburn (2/15/2006)
 Opp: 18 by Vanderbilt (1/8/2005)

■ BEST 3-POINT PERCENTAGE (MIN. 8 ATT.)

UT: 70.0 (7-10) vs. Kent State (11/29/1990)
 70.0 (7-10) vs. Xavier (12/11/2004)
 Opp: 72.7 (8-11) by Mississippi State (2/3/2015)

■ MOST FREE THROWS ATTEMPTED

UT: 59 vs. Kentucky (1/21/1992)
 Opp: 44 by Ole Miss (1/9/2013)

■ MOST FREE THROWS MADE

UT: 48 vs. Kentucky (1/21/1992)
 Opp: 38 by Ole Miss (1/9/2013)

■ FEWEST FREE THROWS ATTEMPTED

UT: 5 vs. LSU (1/4/2020)
 Opp: 2 by Tennessee State (11/28/2003)

■ FEWEST FREE THROWS MADE

UT: 3 vs. LSU (1/4/2020)
 3 vs. Kentucky (2/8/1995)
 Opp: 1 by Tennessee State (12/27/2014)

■ BEST FREE-THROW PERCENTAGE

UT: 100.0 (6-6) vs. Jacksonville State (12/21/2019)
 100.0 (8-8) vs. South Carolina (2/13/2019)
 95.8 (23-24) vs. LSU (1/6/1999) - *Made first 23 attempts*
 Opp: 100.0 (27-27) by Florida (1/8/1994)
 100.0 (11-11) by Alabama A&M (12/27/2005)

■ MOST REBOUNDS

UT: 58 vs. UT-Martin (11/18/2008)
 Opp: 60 by LSU (2/10/1990)

■ FEWEST REBOUNDS

UT: 19 vs. Alabama (2/9/2005)
 Opp: 19 by Vanderbilt (2/26/2015)

■ MOST STEALS

UT: 20 vs. Western Carolina (11/30/1999)
 Opp: 22 by Middle Tennessee State (12/10/1999)

■ MOST BLOCKED SHOTS

UT: 15 vs. Pittsburgh (12/6/1998)
 Opp: 12 by NC State (12/18/2013)

■ MOST PERSONAL FOULS

UT: 31 vs. UT-Chattanooga (11/17/2000)
 Opp: 42 by Kentucky (1/21/1992)

■ FEWEST PERSONAL FOULS

UT: 7 vs. Texas A&M-Corpus Christi (12/2/2018)
 Opp: 9 by South Carolina (2/13/2019)
 9 by Tennessee State (12/27/2014)
 9 by Mississippi State (2/18/1995)

■ SINGLE-GAME ATTENDANCE

25,610 vs. Kentucky (1/21/1989)

OUTLOOK

PLAYERS

STAFF

REVIEW

RESULTS

RECORDS

HONORS

POSTSEASON

VOLMANAC

MEDIA INFO



ALTERNATE UNIFORM HISTORY

Dating to 1979-80, Tennessee has traditionally worn white jerseys at home and orange jerseys on the road. In the late 1970s, the SEC played a Saturday-Monday conference schedule during which half the league's teams hosted two games and the other half traveled. Tennessee during that period commonly wore white for one of those games and orange for the other, meaning that each jersey color was worn both at home and on the road.

For portions of the program's first 40 seasons, black and grey were staples of the Tennessee basketball program's uniform color palette.

Below is a listing of the program's alternate uniform history.

■ ORANGE JERSEYS AT HOME (since 1980)

Date	Opponent	Result
Nov. 21, 1988	Soviet National Team [^]	W, 83-81
March 11, 1989	Florida ^a	L, 71-76
Feb. 27, 2010	No. 2 Kentucky	W, 74-65
Nov. 3, 2010	Brevard College ^a	W, 91-42
Jan. 4, 2013	Memphis	L, 80-85
March 7, 2015	South Carolina	L, 49-60

■ WHITE JERSEYS IN TRUE ROAD GAMES (since 1980)

Date	Opponent	Result
Jan. 2, 2016	at Auburn	L, 77-83
Feb. 4, 2017	at Mississippi State	L, 59-64
Feb. 19, 2022	at No. 23 Arkansas	L, 48-58

■ SMOKEY GREY JERSEYS (since 1950)

Date	Opponent	Result	Site
March 15, 2014	vs. No. 1 Florida ^a	L, 49-56	Atlanta
Jan. 6, 2016	vs. Florida	W, 83-69	Knoxville
Feb. 20, 2016	vs. LSU	W, 81-65	Knoxville
March 5, 2016	vs. Ole Miss	L, 60-83	Knoxville
Jan. 11, 2017	vs. South Carolina	L, 60-70	Knoxville

^a exhibition game ^{*} SEC Tournament



The 1911-12 Tennessee Volunteers

100-POINT GAMES

■ TENNESSEE

124-49	W	UNC Asheville	11/17/2009
121-86	W	vs. Long Beach State	3/16/2007
121-42	W	Mexico	1/24/1966
118-86	W	Tennessee Tech	11/25/1988
117-90	W	South Florida	12/10/1973
116-73	W	Florida	1/11/1979
115-66	W	Vermont	12/31/1974
114-75	W	Chattanooga	11/15/2008
114-106	W	at Furman	12/1/1956
113-119	L	LSU	2/10/1990
111-105*	W	Texas	12/23/2006
111-99	W	vs. UAB	12/20/1988
110-83	W	Georgia	2/9/2000
109-40	W	Middle Tennessee	11/20/2007
109-83	W	Mississippi State	2/24/1975
108-84	W	Texas A&M	12/2/2003
108-102	W	at LSU	1/15/1977
107-111**	L	at South Carolina	2/10/1993
107-85	W	Kentucky	1/21/1992
107-63	W	Wofford	12/1/1953
106-87	W	Arkansas	1/15/2019
106-83	W	ETSU	11/18/2005
106-122	L	at LSU	2/11/1989
106-82	W	Georgia	2/1/1977
105-66	W	vs. East Carolina	11/20/2009
105-89	W	Auburn	2/15/2006
105-76	W	Auburn	1/25/2000
105-63	W	Radford	1/13/1993
105-85	W	vs. American-Puerto Rico	11/29/1991
105-69	W	at Georgia	2/1/1975
105-81	W	Ole Miss	2/21/1976
105-92	W	at LSU	1/26/1976
104-82	W	Florida	2/5/2008
104-83	W	Mississippi State	2/8/1958

104-84	W	Memphis	1/5/2011
103-49	W	Tennessee Tech	12/18/2020
103-94	W	Appalachian State	11/15/2016
103-79	W	LSU	1/11/1960
103-67	W	Alabama	1/24/1970
103-98	W	Kentucky	2/15/1975
103-113*	L	at Real Madrid, Spain	12/26/1976
103-84	W	Auburn	2/14/1987
102-66	W	Saint Joseph's	12/21/2020
102-92	W	at Memphis	12/15/2018
102-76	W	ETSU	11/19/2000
102-90	W	South Florida	11/29/1999
102-58	W	at American-Puerto Rico	12/21/1999
102-100	W	Kentucky	2/21/1990
102-68	W	Davidson	12/3/1959
102-55	W	Ole Miss	1/8/1966
102-62	W	Tulane	3/8/1965
102-82	W	Ole Miss	1/11/1975
102-93	W	Alabama	1/22/1977
101-44	W	Arkansas-Monticello	11/14/2007
101-77	W	Tennessee Tech	12/28/2006
101-91	W	at Arkansas	2/16/1993
101-84	W	Kentucky	2/17/1979
100-91	W	at Florida	2/3/1958
100-70	W	Florida	2/2/1959
100-71	W	Georgia	2/7/1966
100-80	W	LSU	3/2/1974
100-80	W	Niagara	12/15/1978
100-76	W	Florida	2/6/1980
100-84	W	vs. Louisville	3/29/1985
100-96	W	LSU	1/11/1989
100-64	W	Alabama	1/30/1999
100-104*	L	Florida	1/9/2002

* Overtime ** Double Overtime ^ Exhibition

■ OPPONENTS

122-106	L	at LSU	2/11/1989
121-87	L	at LSU	1/9/1978
119-113	L	LSU	2/10/1990
119-87	L	at LSU	2/23/1991
111-107**	L	at South Carolina	2/10/1993
111-94	L	at LSU	1/8/1990
109-82	L	at Cincinnati	12/7/1955
108-68	L	at Vanderbilt	1/8/1991
107-71	L	vs. Evansville	12/30/1953
107-94	L	at Auburn	3/6/1978
107-86	L	at Georgia	1/5/1991
107-89	L	vs. Virginia	12/19/2000
107-79	L	at Kentucky	1/15/2022
106-114	W	at Furman	12/1/1956
105-111*	W	Texas	12/23/2007
104-61	L	at Kentucky	3/5/1955
104-100*	L	Florida	1/9/2002
103-89	L	vs. UCLA	1/30/1977
103-79	L	at Illinois	1/17/1988
103-95	L	Kentucky	2/17/2001
102-96	L	vs. Arkansas	3/6/1998
102-108	L	at LSU	1/15/1977
101-87	L	vs. North Carolina	11/24/2006
101-40	L	at Kentucky	3/12/1993
101-86	L	LSU	2/6/1978
101-61	L	at Duke	12/5/1953
101-77	L	at Kentucky	3/3/1956
101-90	L	at Florida State	1/15/1989
100-102	W	Florida	2/21/1990

* Overtime

** Double Overtime



HONORS

■ FIRST-TEAM

- 1940 Bernie Mehen (*Converse*)
- 1941 Gilbert Huffman (*Converse*)
- 1945 Paul "Lefty" Walther (*Don Dunphy*)
- 1955 Ed Wiener (*Converse*)
- 1965 A.W. Davis (*Helms Athletic Foundation, USBWA*)
- 1966 Austin "Red" Robbins (*Helms Athletic Foundation*)
- 1967 Ron Widby (*Helms Athletic Foundation*)
- 1968 Tom Boerwinkle (*Helms Athletic Foundation*)
- 1969 Bill Justus (*Helms Athletic Foundation*)
- 1971 Jimmy England (*Helms Athletic Foundation*)
- 1975 Bernard King (*Helms Athletic Foundation*)
- 1976 Bernard King (*USBWA, Helms Athletic Foundation*)
- 1976 Ernie Grunfeld (*Helms Athletic Foundation*)
- 1977 Bernard King (*NCAA Consensus, AP, UPI, Converse, Helms Athletic Foundation, Basketball Weekly*)
- 1977 Ernie Grunfeld (*John R. Wooden Award, Helms Athletic Foundation*)
- 1979 Reggie Johnson (*Helms Athletic Foundation*)
- 1980 Reggie Johnson (*Helms Athletic Foundation*)
- 1982 Dale Ellis (*USBWA, Converse, Helms Athletic Foundation*)
- 1983 Dale Ellis (*NCAA Consensus, AP, NABC, The Sporting News, Converse, Basketball Times, John R. Wooden Award, Helms Athletic Foundation, Basketball Weekly*)
- 2008 Chris Lofton (*John R. Wooden Award*)
- 2019 Grant Williams (*NCAA Consensus, AP, NABC, Sporting News, Sports Illustrated, USBWA*)

■ SECOND-TEAM


- 1936 Harry Anderson (*Converse*)
- 1942 Richard Mehen (*Pic Magazine*)
- 1949 Paul "Lefty" Walther (*The Sporting News*)
- 1959 Gene Tormohlen (*Converse*)
- 1964 Danny Schultz (*Converse*)
- 1965 A.W. Davis (*Converse*)
- 1967 Ron Widby (*AP, Converse*)
- 1975 Bernard King (*UPI, Converse, Basketball Weekly*)
- 1976 Bernard King (*UPI, Converse*)
- 1976 Ernie Grunfeld (*Converse*)
- 1977 Bernard King (*NABC, USBWA, The Sporting News*)
- 1977 Ernie Grunfeld (*NCAA Consensus, AP, NABC, USBWA, UPI, The Sporting News, Converse*)
- 1980 Reggie Johnson (*Converse*)
- 1981 Howard Wood (*Converse*)
- 1982 Dale Ellis (*AP, Basketball Times, Basketball Weekly*)
- 1983 Dale Ellis (*Basketball Weekly, UPI*)
- 1992 Allan Houston (*The Sporting News*)
- 1993 Allan Houston (*The Sporting News*)
- 2006 Chris Lofton (*The Sporting News*)
- 2007 Chris Lofton (*NCAA Consensus, Associated Press, The Sporting News, Basketball Times*)
- 2008 Chris Lofton (*USBWA, NABC*)

■ THIRD-TEAM

- 1946 Garland "Mule" O'Shields (*Helms Athletic Foundation*)
- 1965 A.W. Davis (*AP, UPI*)
- 1967 Ron Widby (*UPI*)
- 1971 Jimmy England (*Basketball News*)
- 1975 Bernard King (*NABC*)
- 1976 Bernard King (*AP, NABC*)
- 1976 Ernie Grunfeld (*NABC, UPI*)
- 1982 Dale Ellis (*NABC*)
- 1987 Tony White (*AP, UPI*)
- 1992 Allan Houston (*NABC*)
- 1993 Allan Houston (*AP, NABC*)
- 2003 Ron Slay (*AP*)
- 2006 Chris Lofton (*NABC*)
- 2007 Chris Lofton (*NABC*)
- 2008 Chris Lofton (*AP*)

■ FRESHMAN ALL-AMERICAN

- 2011 Tobias Harris (*USBWA*)



HARRY ANDERSON

**Center • 6-3 • 200
Memphis, Tenn.**

Tennessee's first All-American selection, earning second team honors by Converse ... 1936 first-team All-Southeastern Conference selection ... Named to the 1936 SEC All-Tournament team ... Led the Vols to their first Southeastern Conference championship in any sport with a 1936 SEC Tournament title ... Also led the Vols to the championship game of the 1935 SEC Tournament ... Averaged 14 points per game ... Team captain for three seasons ... One of five players named to the *Knoxville Journal's* Early Era (1933-63) team at the University of Tennessee ... Attended UT on a track scholarship ... Was the high point person at the 1936 SEC track meet ... SEC champion in the 100-yard dash and the broad jump in 1936 while also posting top-four finishes in the high jump and the 22-yard dash ... Inducted to the Tennessee Sports Hall of Fame in 1999 ... Passed away June 21, 1996.



BERNIE MEHEN

**Forward • 6-3
Wheeling, W.Va.**

Nicknamed "Houdini" for his proficiency as a ball-handler, earned All-American honors in 1940 ... Led the Vols to the 1941 Southeastern Conference championship with a 36-33 win over Kentucky in the finals of the SEC Tournament ... One of five players named to the *Knoxville Journal's* Early Era (1933-63) team at the University of Tennessee ... Earned first-team All-SEC honors in 1940 ... 1942 team captain ... Younger brother, Dick, was a two-time All-SEC selection at Tennessee (1942 and 1943) and was a 1942 All-America selection ... An all-state selection at Wheeling High School, he led his teams to state championships in 1936 and 1938 ... Passed away May 11, 2007, in Sylvania, Ohio.



GILBERT HUFFMAN

**Guard • 6-1
New Castle, Ind.**

As a senior, he led the Vols to the 1941 SEC championship with a 36-33 win over top-seeded Kentucky in the finals of the conference tourney at Louisville, Ky., on his way to earning All-American recognition ... First-team All-Southeastern Conference pick in 1939 and 1941 ... 1940 team captain ... Led the Vols to a 45-16 record in his three seasons at UT ... A member of the South East Conference All-Stars in 1940 and 1941 ... Coached the UT freshman squad in 1942 before joining the Navy in 1943 ... Participated in an amphibious attack on Omaha Beach in Normandy, France, on D-Day, June 6, 1944 ... Two brothers also earned All-American honors at Indiana ... Vern Huffman was a 1936 All-American and Marv was tabbed in 1940 ... Passed away March 20, 2002, in Destin, Fla.

**RICHARD MEHEN**

Forward • 6-5 • 195
Wheeling, W.Va.

Named to *Pic Magazine's* second-team All-American squad in 1942 ... Two-time (1942 & 1943) first-team All-SEC selection ... Helped lead the Vols to a 14-4 overall record and an SEC championship in 1943 ... Named SEC sophomore of the year in 1942 ... Led the SEC in scoring during the regular season and in the SEC Tournament in

1943 ... Career was interrupted by service in the Air Force in World War II ... Played professionally for five seasons following his UT career ... While playing for Waterloo in 1950, averaged 14.4 points in 1950 while ranking second in the NBA with a 42 percent field-goal percentage ... Older brother, Bernie, was an All-America and All-SEC selection at Tennessee in 1940 ... Passed away Dec. 14, 1986, in North Olmsted, Ohio.

**GARLAND "MULE" O'SHIELDS**

Guard • 6-1 • 195
Spartanburg, S.C.

Listed as a third-team All-American in 1946 by the Helms Athletic Foundation ... Also earned first-team All-SEC honors in 1945 ... Two-time team captain, earning the honor in 1945 and 1946 ... Attended Spartanburg Junior College before enrolling at UT ... Played two pro seasons for Chicago and Syracuse

... Passed away Jan. 17, 2001.

**PAUL "LEFTY" WALTHER**

Forward • 6-2 • 155
Covington, Ky.

1945 first-team All-American by Don Dunphy and also earned second-team All-America honors in 1949 by *The Sporting News* ... A showman on the court who was a three-time first-team All-SEC selection (1945, 1948, 1949) ... Helped lead the Vols to the 1945 SEC championship with an 18-5 overall

record and an 8-2 mark in league play ... Captained the 1949 team that went 19-7 and finished third in the SEC ... The left-handed sharpshooter was named to the 1945 All-Madison Square Garden Team after displaying skills against Rhode Island in the National Invitation Tournament ... Nicknamed "Lefty," he led the Vols in scoring as a junior and senior with 334 and 462 points, respectively ... Played six seasons in the NBA with Minneapolis, Indianapolis, Philadelphia and Fort Wayne ... Named an SEC Legend in 2009 ... Passed away Dec. 21, 2014, in Atlanta.

**ED WIENER**

Forward • 6-3 • 185
Brooklyn, N.Y.

Earned All-American honors from Converse in 1954 and 1955 ... Earned first-team All-Southeastern Conference honors as a senior in 1955 after earning second-team honors in 1954 ... Led UT in scoring and rebounding as a sophomore in 1953 ... Became the third player in school history to reach the

1,000 career scoring mark, finishing with 1,212 career points ... Helped lead the U.S. team to gold at the 1953 Maccabiah Games in Tel Aviv, Israel ... Did not play high school basketball ... Played in the 1955 East-West All-Star Game in Kansas City ... Played on the college All-Star team that toured with the Harlem Globetrotters in 1955 ... Selected in the fourth round of the 1955 NBA Draft by Philadelphia ... Served in the U.S. Army and was stationed at Fort Devens in Massachusetts ... Named an SEC Legend in 2014 ... Dr. Wiener maintained his own dental practice in Memphis for 55 years ... Passed away July 12, 2020, in Memphis.

**GENE TORMOHLEN**

Center • 6-8 • 215
Holland, Ind.

1959 Converse second-team All-American ... Two-time consensus first-team All-SEC selection (1958 and 1959) ... Holds virtually all Tennessee rebounding records, including season average (17.7 rpg in 1959), career total (1113) and career average (16.9 rpg) ... Gained the nickname "Bumper" for his

rebounding proficiency ... Considered as UT's first accomplished big man ... Led UT in scoring two seasons and finished his career with 1,020 points ... Drafted in the second round of the 1959 NBA Draft by Syracuse ... After playing nine seasons professionally, he spent 12 years as an assistant coach in the NBA ... Also a member of the Indiana Basketball Hall of Fame ... Passed away Dec. 27, 2018, in Spring Hill, Tennessee.

**DANNY SCHULTZ**

Guard • 6-0 • 165
Middlesboro, Ky.

1964 Converse second-team All-American ... The first All-American selection under Ray Mears ... The point guard was a two-time (1963 and 1964) first-team All-Southeastern Conference selection ... Led the Southeastern Conference in free-throw percentage in 1963 (87.3 percent) and 1964 (89.4

percent) ... Holds the Tennessee record for consecutive free throws made with 39 ... Named the team's most valuable player in 1964 ... Led UT in scoring as a junior and senior after transferring from Hiwassee College ... Averaged 15.9 points as a junior and 18.3 as a senior ... Drafted in the eighth round of the 1964 NBA Draft by Baltimore ... Passed away June 4, 2022, in Harriman, Tennessee.

OUTLOOK

PLAYERS

STAFF

REVIEW

RESULTS

RECORDS

HONORS

POSTSEASON

VOLTMANAC

MEDIA INFO





A.W. DAVIS
Guard • 6-7 • 185
Rutledge, Tenn.

1965 Helms Athletic Foundation and Basketball Writers Association of America first-team All-American ... Two-time (1964 and 1965) first-team All-Southeastern Conference selection ... Captained the 1964-65 Vols that went 20-5 and finished second in the SEC ... Earned the nicknames "The Rutledge

Rifle" and "The Man with the Golden Arm" ... With his height, long arms and feathery touch, his shot was almost impossible to defend ... Averaged 19.6 points as a senior in 1965 ... Team MVP in 1965 ... Finished his career with 1,225 career points, which ranked third on UT's scoring lists at the time ... Drafted by Los Angeles in the fifth round of the 1965 NBA Draft ... After his playing days, he spent six seasons as an assistant coach on Ray Mears' staff ... Helped direct the Vols to the 1972 SEC championship ... Passed away Sept. 23, 2014, in Knoxville, Tenn.



AUSTIN "RED" ROBBINS
Center • 6-9 • 200
Groveland, Fla.

1966 Helms Athletic Foundation first-team All-American ... Earned first-team All-Southeastern Conference honors from the league's coaches in 1966 ... Averaged 17.1 points and 12.6 rebounds as a senior in 1966 ... Once grabbed 23 rebounds in a game against Ole Miss ... Saw his junior season interrupted by an ankle injury ... Played just two seasons at Tennessee after transferring from Chipola Junior College where he was a JC All-American ... Played 10 seasons in the NBA after he was tabbed in the sixth round of the 1966 NBA Draft by Philadelphia ... Played eight seasons in the ABA for four different teams and was a three-time ABA All-Star ... Also played professionally for one season in Italy ... Passed away Nov. 18, 2009, in Metairie, La.



RON WIDBY
Forward • 6-4 • 209
Knoxville, Tenn.

1967 Helms Athletic Foundation first-team All-American ... Earned honorable mention All-American honors following his sophomore season ... Also earned first-team All-American honors from *The Sporting News* in 1966 as a punter for the Vols' football team ... Two-time (1966 and

1967) first-team All-Southeastern Conference selection ... Named the 1967 SEC Player of the Year by the UPI and Associated Press ... Averaged 22.1 points and 8.7 rebounds per game in leading the Vols to a 21-7 overall record and the 1966-67 SEC championship ... Averaged 18.1 points per game during his career ... Finished his career second on UT's scoring list with 1,432 career points ... His 50 points against LSU on March 4, 1967, stood as the school record for more than 20 years... Named the SEC Sophomore of the Year in 1965 ... A four-sport letterman who was also a standout baseball player and a scratch golfer ... Drafted in the 12th round of the 1967 NBA Draft by Chicago ... Played one season with the New Orleans Buccaneers of the ABA ... Also a fourth-round draft pick of the NFL's New Orleans franchise ... Played six seasons of professional football with the Dallas Cowboys and Green Bay Packers ... A 1971 Pro Bowl selection, he holds the Cowboys record with an 84-yard punt against the Saints in 1969 ... Passed away Dec. 22, 2020, in Texas.



TOM BOERWINKLE
Center • 7-0 • 260
Independence, Ohio

1968 Helms Athletic Foundation first-team All-American ... Two-time (1967 and 1968) first-team All-Southeastern Conference pick ... Led the Vols to the 1967 SEC championship with a 21-7 overall record and a 15-3 league mark ... 1968 team MVP ... Led Tennessee in rebounding in 1967 (10.2 rpg) and

1968 (11.3 rpg) ... The first 7-foot player in Tennessee history ... Nicknamed "The Bull" ... Voted the best rebounder in the SEC by the league's players ... Averaged a double-double during his junior and senior seasons ... Fourth overall pick in the 1968 NBA Draft ... Played 10 seasons for Chicago ... His 37 rebounds against Phoenix on Jan. 8, 1970, has stood as a Chicago Bulls record for more than 40 seasons ... Ranks second all-time in Chicago Bulls history with 5,745 career rebounds ... Named an SEC Legend in 2003 ... Passed away March 26, 2013, in Chicago.



BILL JUSTUS
Guard • 6-1 • 175
Knoxville, Tenn.

1969 Helms Athletic Foundation first-team All-American ... Two-time (1968 and 1969) first-team All-Southeastern Conference selection after earning honorable mention honors as a sophomore in 1967 ... Earned Academic All-SEC and All-American honors in 1968 ... Helped lead the Vols to a 21-7 overall

record and the 1966-67 SEC championship ... Named the team MVP in 1969 ... An aggressive player who would dive for loose balls and battle the big men for rebounds ... Led the NCAA while setting a school record with his 90.5-percent (133-of-147) free-throw shooting in 1969 ... Connected on 18 consecutive free throws against Ohio in 1969 to set a school record ... Knocked down the winning free throws in the triple-overtime win at Mississippi State for the 1967 SEC championship ... Finished his career with 1,236 points after averaging 15.1 points per game during his career ... Drafted in the 10th round of the 1969 NBA Draft by Philadelphia ... Named an SEC Legend in 2006.



JIMMY ENGLAND
Guard • 6-1 • 170
Knoxville, Tenn.

1971 Helms Athletic Foundation first-team All-American ... Two-time (1970 and 1971) first-team All-Southeastern Conference selection ... Led the SEC in free-throw percentage (89.7 percent in 1969-70) and assists (5.4 app in 1970-71) ... Led the Vols in scoring, free throws and assists as a junior and senior

... Earned the nickname "Mr. Clutch" during his career at Tennessee ... Captained the 1970-71 team that went 21-7 and finished second in the SEC despite being undersized ... A member of the SEC All-Sophomore team in 1968-69 ... Finished his career third on Tennessee's career scoring list with 1,407 points ... Averaged 20.6 points as a senior in 1971 ... Served as a student assistant coach on the Vols' 1971-72 SEC championship team, which recorded a 19-6 overall record and a 14-4 mark in league play ... Drafted in the sixth round of the 1971 NBA Draft by the Chicago Bulls ... Named an SEC Legend in 2011 ... Inducted into the Tennessee Sports Hall of Fame in 2015 ... Passed away June 16, 2016, in Cumming, Ga.

**BERNARD KING**

Forward • 6-7 • 205
Brooklyn, N.Y.

Tennessee's only men's basketball representative in the Naismith Memorial Basketball Hall of Fame (inducted 2013) ... Considered one of the best players in Southeastern Conference history ... Earned first-team All-American in each of his three seasons at Tennessee, including

consensus All-America honors following his junior campaign in 1977 ... One of five players selected to the 25-Year All-SEC Team by the Lakeland Ledger in 1986 ... Teamed with frontline mate Ernie Grunfeld to comprise one of the most powerful one-two scoring punches in college basketball ... Became known as the "Ernie and Bernie Show" ... Along with Grunfeld, graced the cover of *Sports Illustrated* on Feb. 9, 1976 ... Drew standing-room only crowds nearly everywhere they played ... Entered the NBA draft prior to his senior season ... Finished his career ranking second all-time in UT history with 1,962 career points and 1,004 rebounds ... Coached by Ray Mears ... Three-time SEC Player of the Year ... Led the Southeastern Conference with 25.8 points and 14.4 rebounds per game as a junior ... Led the Vols to the 1977 Southeastern Conference championship with a 22-6 overall record and a 16-2 mark in the SEC ... His 25.8 points per game as a junior is second on UT's records list ... Led the Vols to an appearance in the 1976 NCAA Tournament ... Scored 42 points in his first collegiate game ... Set the Tennessee record for highest single-season scoring average at 26.4 ppg (which led the SEC that year) as a freshman in 1974-75 ... Scored 28 points and had 20 rebounds in his SEC debut against Auburn ... Drafted in the first round (seventh overall selection) by the New Jersey Nets in the 1977 NBA Draft ... Played 14 seasons (he missed two full seasons due to injuries) in the NBA with New Jersey, Utah, Golden State, New York Knicks and Washington ... Led the NBA in scoring during the 1985 season when he averaged 32.9 points for the New York Knicks ... Two-time first-team All-NBA selection (1984 and 1985) ... Second-team All-NBA (1982) ... Third-team All-NBA (1991) ... All-Rookie Team (1978) ... Comeback Player of the Year (1981) ... Four-time NBA All Star (1982, 1984, 1985, 1991) ... Finished his career after the 1993 season ... Career scoring average of 22.5 points per game (19,655 points in 874 games) ... Was the first Tennessee basketball player to have his number retired, as his No. 53 was hung from the Thompson-Boling Arena rafters during a halftime ceremony Feb. 13, 2007 ... Named an SEC Legend in 2008 ... Was among seven New York Knicks greats honored during a Legend's Night ceremony at Madison Square Garden on March 23, 2009.

**ERNIE GRUNFELD**

Forward • 6-6 • 215
Forest Hills, N.Y.

One of the most decorated basketball players in the nation during the 1970s, he was a two-time first-team All-American selection ... Joined Bernard King to form the duo "Ernie and Bernie" that dominated the Southeastern Conference during the 1970s ... Along with King, graced the cover of *Sports*

Illustrated on Feb. 9, 1976 ... Earned SEC Player of the Year honors as a senior in 1977 ... Four-time (1974, 1975, 1976, 1977) first-team All-Southeastern Conference selection ... A second-team selection on the 25-Year All-SEC Team by the Lakeland Ledger in 1986 ... Led the SEC in scoring with 25.3 points per game in 1976 ... Finished his career as Tennessee's all-time scorer and ranked second in SEC history with 2,249 career points ... The first player in Tennessee history to score more than 2,000 career points ... Career scoring average of 22.3 points per game is second only to King in UT's record books ... Led Tennessee to a 22-6 overall record and the 1976-77 Southeastern Conference championship ... The Vols were 78-29 (.729) during his four years in Knoxville ... Played for the legendary coach Ray Mears at UT ... Scored career-high of 43 points against Kentucky during the 1975-76 season ... Became Tennessee's first Olympian when he helped lead the United States to the gold medal at the 1976 Olympics in Montreal, Canada ... The Romanian-born Grunfeld also represented the United States in the Maccabiah Games in Israel, the PanAm Games in Mexico City and the International Cup in Europe ... Became the 11th overall pick in the 1977 NBA Draft by the Milwaukee Bucks ... Enjoyed a nine-year professional career, playing for the Bucks, Kansas City Kings and New York Knicks ... Averaged 7.4 points per game during his 693-game career ... Named an SEC Legend in 2001 ... Had his No. 22 retired by Tennessee during a halftime ceremony March 2, 2008 ... Climbed through the NBA front office ranks to become the general manager of the New York Knicks and Milwaukee Bucks before taking over as the president of basketball operations for the Washington Wizards in 2003 ... Served as the Wizards president (with GM duties) for 16 years until April 2, 2019.

**REGGIE JOHNSON**

Center • 6-9 • 210
Ellenwood, Ga.

Two-time first-team All-American selection ... Three-time (1978, 1979, 1980) first-team All-Southeastern Conference pick ... Led the SEC in field-goal percentage in 1977 by making 64.5 percent of his shots ... Finished his career ranking second all-time on Tennessee's scoring lists with 2,103

career points ... Helped lead the Vols to a 22-6 overall record and the 1977 Southeastern Conference championship ... Named team MVP three times (1978, 1979, 1980) ... The 15th overall pick in the 1980 NBA Draft by the San Antonio Spurs ... Played seven seasons in the NBA with San Antonio, Cleveland, Kansas City, Philadelphia and New Jersey ... Named an SEC Legend in 1999.

OUTLOOK

PLAYERS

STAFF

REVIEW

RESULTS

RECORDS

HONORS

POSTSEASON

VOLMANAC

MEDIA INFO






HOWARD WOOD
Center • 6-7 • 235
East Hampton, N.Y.

Named second-team All-American in 1981 by Converse ... Earned first-team All-SEC honors as a senior in 1981 ... An All-District selection in 1981 by the NABC and USBWA ... Second-round NBA Draft pick by Utah ... Finished his career at Tennessee with 1,201 career points and 595 rebounds ... Named the

MVP of the 1980 Sugar Bowl Classic and the 1979 Volunteer Classic ... Named an SEC Legend in 2018.



DALE ELLIS
Forward • 6-7 • 205
Marietta, Ga.

Two-time first-team All-American ... Earned consensus first-team All-American honors in 1983 ... 1983 *Playboy* Preseason All-American selection ... Three-time (1981, 1982, 1983) first-team All-Southeastern Conference selection ... Two-time (1982 and 1983) Southeastern


Conference Player of the Year ... In a poll of the SEC's coaches in 1989 by the *Clarion Ledger/Jackson Daily News*, was named to the SEC Team of the 1980s ... An honorable mention pick on the 25-Year All-SEC Team chosen by the *Lakeland Ledger* in 1986 ... Selected to the SEC All-Freshman team in 1980 ... *Sports Illustrated* National Player of the Week for the week of Jan. 30, 1982 ... Led the SEC in field-goal percentage in 1982 by making 65.4 percent of his shots ... Set Tennessee record (has since been broken) for single-season scoring with 724 points in 1982-83 ... Led Tennessee to a 20-10 overall record and the 1981-82 Southeastern Conference championship ... Finished his career ranking third on Tennessee's career scoring lists with 2,065 career points ... Finished his collegiate career holding Tennessee field-goal percentage records for both single-season (65.4 percent in 1981-82) and career (59.5 percent) ... The ninth overall selection in the 1983 NBA Draft by the Dallas Mavericks ... Played 19 seasons in the NBA for nine different teams ... Arguably the best 3-point shooter in NBA history, he led the league with a .464 3-point shooting percentage in 1997-98 ... Earned third-team All-NBA honors in 1988-89, when he averaged a career-best 27.5 points and 4.2 rebounds per game ... Won the NBA Long Distance Shootout during the 1989 All-Star Weekend in Houston ... Scored 27 points on 12-of-16 shooting in the 1989 NBA All-Star Game ... Earned the NBA Most Improved Player Award in 1986-87 when he averaged 24.9 points per game for Seattle ... Named an SEC Legend in 2004 ... His No. 14 jersey was retired by Tennessee during a pregame ceremony March 1, 2014 ... Inducted into the Atlanta Sports Hall of Fame Feb. 6, 2015.



TONY WHITE
Guard • 6-2 • 170
Charlotte, N.C.

Third-team All-American selection in 1987 by the Associated Press and UPI ... Two-time first-team All-SEC selection (1986 & 1987) ... Named SEC Player of the Year in 1987 by the UPI ... Joined Bernard King as the only two Vols to win two SEC scoring titles, leading the league in 1986 and 1987

... Finished his career ranking second on UT's career scoring lists with 2,219 career points ... It was the fifth-highest scoring total in SEC history at the time ... Set the UT single-game scoring record with 51 points against Auburn ... Earned SEC All-Tournament honors in 1984 and 1987 ... Selected in the second round (33rd overall selection) of the 1987 NBA Draft by the Chicago Bulls ... Named an SEC Legend in 2002.



ALLAN HOUSTON
Guard • 6-6 • 200
Louisville, Ky.

Two-time second-team All-American selection ... Finished his career as Tennessee's all-time leading scorer with 2,801 career points ... Ranked 13th in NCAA history in scoring at the conclusion of his career ... His 346 career 3-pointers led the SEC and ranked sixth all-time in the NCAA at

the conclusion of his career ... Led the SEC in scoring with 22.3 points in 1993 ... Became only the fourth SEC player in SEC history to score 2,000 points in three seasons ... Joined Ernie Grunfeld as UT's only players to be four-time first-team All-SEC selections ... Named MVP of the 1991 SEC Tournament ... Selected to the ESPN Silver Anniversary All-SEC Team in 2004 ... A member of the United State's gold-medal-winning team at the 2000 Olympics in Sydney, Australia ... First-round draft pick (11th selection overall) of the Detroit Pistons in 1993 ... As a member of the New York Knicks in 2000 and 2001, he was named to the NBA All-Star team ... Named an SEC Legend in 2007 ... Had his No. 20 retired by Tennessee during a halftime ceremony March 6, 2011 ... Currently serves as a vice president of the New York Knicks as well as general manager of the Knicks' G-League affiliate team, the Westchester Knicks.



RON SLAY
Forward • 6-8 • 240
Nashville, Tenn.

One of the most entertaining players in the history of the Southeastern Conference ... Earned third-team All-American honors in 2003 by the Associated Press ... Named the 2003 SEC Player of the Year after leading the league with 21.2 points per game ... Named a finalist for the 2003 Wooden

Award ... Considered by many to be the best sixth-man in the nation his first two years at Tennessee ... Earned third-team All-SEC honors as a sophomore ... Finished his career ranking 13th all-time at UT with 1,569 career points ... The 2015-16 season (France) was his 13th and final year playing professional basketball overseas ... Named an SEC Legend in 2017.



CHRIS LOFTON

Guard • 6-2 • 200
Maysville, Ky.

One of the most prolific 3-point shooters in NCAA history ... A three-time second-team All-American selection, earning consensus honors in 2007 ... 2008 John R. Wooden Award All-American ... Three-time first team All-SEC selection ... 2007 Associated Press SEC Player of the Year ... Recipient

of the NABC Career Achievement Award ... Seven SEC Player of the Week honors are the most in league history ... Holds the SEC record and ranked third in NCAA history with 431 career 3-pointers ... Broke virtually all of Tennessee's 3-point records, setting single-game records for 3-pointers made (9) and attempted (20) and single-season records for 3-pointers made (118) and attempted (307) ... Career 3-point percentage (.422) ranks second in school history ... Owned the top three single-season 3-point efforts in school history ... Led the SEC with 20.8 points per game as a junior in 2007 ... Finished his career ranked fourth in school history with 2,131 points ... Selected by the Iowa Energy with the sixth overall pick in the 2010 NBA D-League Draft ... Inducted into the Kentucky High School Basketball Hall of Fame July 12, 2014 ... Played professional basketball in several of the top leagues overseas for more than 10 years ... Will see his No. 5 jersey retired by Tennessee during a halftime ceremony Jan. 14, 2022.



TOBIAS HARRIS

Forward • 6-8 • 226
Dix Hills, N.Y.

Named to the United States Basketball Writers Association (USBWA) Freshman All-American Team in 2011 ... Is the only "Freshman All-American" honoree in UT history (Bernard King earned regular All-American acclaim as a freshman in 1975) ... Also received second-team All-SEC honors while

ranking fifth nationally among all "major" conference freshmen in scoring (15.3 ppg) and sixth nationally in rebounding (7.3 rpg) ... Tennessee's second-leading scorer during the 2010-11 season, he averaged close to a double-double in SEC play (14.7 ppg, 7.9 rpg), and his eight double-doubles tied for third-most among all SEC players ... Named to the SEC All-Freshman Team, the NIT Season Tip-Off All-Tournament Team and the SI.com "Freshmen Who Fit" Team ... Was a three-time SEC Freshman of the Week selection ... Selected by the Charlotte Bobcats with the 19th overall pick in the 2011 NBA Draft and had his rights immediately dealt to the Milwaukee Bucks as part of a three-team trade ... Traded to the Orlando Magic on Feb. 21, 2013 ... Named to USA Basketball's 2014 Men's Select Team ... Traded to the Detroit Pistons on Feb. 16, 2016 ... Traded to the Los Angeles Clippers on Jan. 29, 2018 ... Traded to the Philadelphia 76ers on Feb. 6, 2019.



GRANT WILLIAMS

Forward • 6-7 • 236
Charlotte, N.C.

In just three seasons, Williams established himself as one of Tennessee's all-time greats, statistically ... As a junior in 2018-19, he earned unanimous consensus first-team All-America acclaim—becoming just the third Vol to do so, joining Bernard King and Dale Ellis ... Williams

also became the first player since 1995 to earn consecutive SEC Player of the Year awards, garnering that distinction from both the AP and the league's head coaches ... Also in 2019, he was a finalist for the Naismith Trophy, the Wooden Award, the Oscar Robertson Trophy and the Karl Malone Award ... Also was named to the 2019 SEC All-Tournament Team and the 2019 SEC Community Service Team ... Led the Volunteers to a 31-5 record (program record for wins), and four weeks atop both major national top-25 polls ... Led Tennessee in scoring (18.8 ppg) and rebounding (7.5 rpg) and recorded seven double-doubles ... Led the SEC in scoring while ranking second in field-goal percentage (.565) and seventh in rebounding ... Scored a career-high 43 points in Tennessee's overtime win at Vanderbilt (1/23/19), during which he set an SEC record by going 23-for-23 at the free-throw line ... Selected by the Boston Celtics with the 22nd overall pick in the 2019 NBA Draft.

LEGENDS IN THE RAFTERS

■ TENNESSEE'S RETIRED NUMBERS

Name	No.	Honored on
Ray Mears (coach)	*	March 1, 2006
John Ward (broadcaster)	*	March 1, 2006
Bernard King	53	Feb. 13, 2007
Ernie Grunfeld	22	March 2, 2008
Allan Houston	20	March 6, 2011

* Honored with a personalized banner bearing the Tennessee "Power T" logo

■ TENNESSEE'S RETIRED JERSEYS

Name	No.	Honored on
Dale Ellis	14	March 1, 2014
Chris Lofton	5	Jan. 14, 2022

The following are the criteria by which former student-athletes will be eligible for the honor of jersey retirement at the University of Tennessee:

- The student-athlete must have demonstrated outstanding character, integrity, and commitment to UT during his/her athletic career.
- Any student-athlete under consideration must have graduated or have left UT in good academic standing, which would have made them eligible to return and compete.
- Former student-athletes are eligible for this honor five years after exhausting their eligibility. If they left school early without exhausting their eligibility, they are eligible eight years after leaving UT.
- Extenuating circumstances may be considered by the committee, and modifications of the policy may be considered under such circumstances by mutual agreement of the Faculty Athletics Representative and the Vice Chancellor/Director of Athletics.

A student-athlete will be eligible for consideration if they achieve three of the five criteria listed below:

- SEC Player of the Year
- National Award (Player of the Year, Wooden Award, or similar honor)
- First-Team All-American
- Career record holder in a significant category (as determined by the committee) at the UT, SEC, or national level upon completion of career
- National championship during tenure

There is a nominating committee that will determine when an individual will be honored with a retired jersey, and any member of the committee can bring a nomination. The composition of that committee includes the Faculty Athletics Representative, Vice Chancellor/Director of Athletics, the sport administrator of the selected sport, the media relations contact for selected sport or the associate athletics director/communications (or designee), and the senior woman administrator.

■ **FIRST-TEAM**

- 1936 Harry Anderson (SEC)
Floyd "Biggy" Marshall (SEC)
- 1937 Floyd "Biggy" Marshall (SEC)
Gene Johnson (SEC)
- 1939 Gilbert Huffman (SEC)
- 1940 Bernie Mehen (SEC)
Frank Thomas (SEC)
- 1941 Frank Thomas (SEC)
Gilbert Huffman (SEC)
- 1942 Dick Mehen (SEC)
- 1943 Dick Mehen (SEC)
- 1945 Garland "Mule" O'Shields (SEC)
Paul "Lefty" Walther (SEC)
- 1948 Paul "Lefty" Walther (SEC)
- 1949 Paul "Lefty" Walther (AP)
- 1950 Art Burris (SEC)
Ed "Britches" Montgomery (SEC)
- 1955 Ed Wiener (AP)
Carl Widseth (AP)
- 1956 Carl Widseth
- 1958 Gene Tormohlen (AP, Coaches)
- 1959 Gene Tormohlen (AP, Coaches)
Dalen Showalter (Coaches)
- 1960 Dalen Showalter (AP, Coaches)
- 1963 Danny Schultz (Coaches)
- 1964 Danny Schultz (AP, Coaches)
A.W. Davis (Coaches)
- 1965 A.W. Davis (AP, UPI, Coaches)
- 1966 Austin "Red" Robbins (Coaches)
Ron Widby (UPI, Coaches)
- 1967 Ron Widby (AP, UPI, Coaches)
Tom Boerwinkle (AP, Coaches)
- 1968 Tom Boerwinkle (AP, UPI, Coaches)
Bill Justus (Coaches)
- 1969 Bill Justus (AP, Coaches)
- 1970 Bobby Croft (Coaches)
Jimmy England (Coaches)
- 1971 Jimmy England (AP, UPI, Coaches)
Don Johnson (Coaches)
- 1972 Mike Edwards (AP, UPI, Coaches)
Len Kosmalski (AP, Coaches)
- 1973 Mike Edwards (AP, UPI, Coaches)
Len Kosmalski (Coaches)
- 1974 Len Kosmalski (Coaches)
Ernie Grunfeld (AP, Coaches)
- 1975 Ernie Grunfeld (AP, UPI, Coaches)
Bernard King (AP, UPI, Coaches)
- 1976 Bernard King (AP, UPI, Coaches)
Ernie Grunfeld (AP, UPI, Coaches)
- 1977 Bernard King (AP, UPI, Coaches)
Ernie Grunfeld (AP, UPI, Coaches)
- 1978 Reggie Johnson (Coaches)
- 1979 Reggie Johnson (AP, UPI, Coaches)
- 1980 Reggie Johnson (AP, UPI, Coaches)
- 1981 Gary Carter (Coaches)
Dale Ellis (Coaches)
Howard Wood (Coaches)
- 1982 Dale Ellis (AP, UPI, Coaches)
- 1983 Dale Ellis (AP, UPI, Coaches)
- 1985 Michael Brooks (AP, UPI, Coaches)
- 1986 Tony White (AP, UPI, Coaches)
- 1987 Tony White (AP, UPI, Coaches)
- 1988 Dyron Nix (AP, UPI, Coaches)
- 1989 Dyron Nix (UPI, Coaches)
- 1990 Allan Houston (AP, UPI, Coaches)
- 1991 Allan Houston (AP, UPI, Coaches)
- 1992 Allan Houston (AP, Coaches)
- 1993 Allan Houston (AP, Coaches)
- 2000 Tony Harris (AP, Coaches)
- 2002 Vincent Yarbrough (AP, Coaches)
- 2003 Ron Slay (AP, Coaches)
- 2006 Chris Lofton (AP, Coaches)
- 2007 Chris Lofton (AP, Coaches)
- 2008 Chris Lofton (AP, Coaches)
Tyler Smith (AP, Coaches)

- 2009 Tyler Smith (AP, Coaches)
- 2010 Wayne Chism (Coaches)
- 2011 Scotty Hopson (Coaches)
- 2013 Jordan McRae (AP, Coaches)
- 2014 Jordan McRae (Coaches)
Jarnell Stokes (AP, Coaches)
- 2015 Josh Richardson (AP, Coaches)
- 2018 Grant Williams (AP, Coaches)
- 2019 Admiral Schofield (Coaches)
Grant Williams (AP, Coaches)
- 2022 Santiago Vescovi (Coaches)

■ **SECOND-TEAM**

- 1934 Dave McPherson (SEC)
- 1937 Wilton Putnam (SEC)
Alvin Rice (SEC)
- 1938 Wilton Putnam (SEC)
- 1939 Frank Thomas (SEC)
- 1940 Gilbert Huffman (SEC)
- 1941 Bernie Mehen (SEC)
- 1942 Bernie Mehen (SEC)
Mike Balitsaris (SEC)
- 1943 Paul Herman (SEC)
Ted Cook (SEC)
- 1945 Bob Kemper (SEC)
Irvin Barnett (SEC)
- 1949 Hugh Jones (AP)
- 1954 Ed Wiener (AP)
Carl Widseth (AP)
- 1956 Carl Widseth (AP, Coaches)
- 1963 Danny Schultz (Coaches)
- 1964 A.W. Davis (AP)
- 1965 Ron Widby (AP)
- 1966 Austin "Red" Robbins (AP, UPI)
Ron Widby (AP)
- 1967 Tom Boerwinkle (UPI)
- 1968 Bill Justus (AP, UPI)
- 1970 Bobby Croft (AP, UPI)
Jimmy England (AP, UPI)
- 1971 Don Johnson (AP)
- 1972 Len Kosmalski (UPI)
- 1973 Len Kosmalski (AP)
- 1974 Len Kosmalski (UPI)
- 1977 Mike Jackson (UPI)
- 1978 Reggie Johnson (AP, UPI)
- 1981 Gary Carter (AP)
Dale Ellis (AP, UPI)
Howard Wood (UPI)
- 1989 Dyron Nix (AP)
- 1993 Corey Allen (Coaches)
- 1995 Steve Hamer (AP)
- 1996 Steve Hamer (AP, Coaches)
- 1997 Brandon Wharton (AP, Coaches)
- 1998 Tony Harris (AP)
C.J. Black (Coaches)
- 1999 Tony Harris (AP)
Brandon Wharton (Coaches)
- 2000 Vincent Yarbrough (AP, Coaches)
- 2001 Vincent Yarbrough (AP, Coaches)
- 2002 Marcus Haislip (Coaches)
- 2004 Scooter McFadgon (AP, Coaches)
- 2006 C.J. Watson (AP, Coaches)
- 2008 JaJuan Smith (Coaches)
- 2009 Wayne Chism (Coaches)
- 2010 Wayne Chism (AP)
- 2011 Tobias Harris (Coaches)
Scotty Hopson (AP)
- 2012 Jeronne Maymon (AP, Coaches)
- 2012 Jarnell Stokes (AP, Coaches)
- 2016 Kevin Punter Jr. (AP, Coaches)
- 2017 Robert Hubbs III (Coaches)
- 2018 Admiral Schofield (Coaches)
- 2019 Jordan Bone (AP, Coaches)
Admiral Schofield (AP)
- 2020 John Fulkerson (Coaches)
- 2022 Kennedy Chandler (AP, Coaches)

■ **THIRD-TEAM**

- 1950 Art Burris (AP)
- 1951 Bob Garrison (AP)
- 1956 Herman Thompson (AP)
- 1957 Herman Thompson (AP)
- 1959 Dalen Showalter (AP)
Ken Coulter (AP)
- 1965 Howard Bayne (AP)
Ron Widby (UPI)
- 1967 Bill Justus (UPI)
- 1969 Bobby Croft (AP)
Bill Hann (AP)
Bill Justus (UPI)
- 1971 Jim Woodall (AP)
Don Johnson (UPI)
- 1973 Larry Robinson (AP, UPI)
Len Kosmalski (UPI)
John Snow (UPI)
- 1974 Len Kosmalski (AP)
John Snow (AP)
Ernie Grunfeld (UPI)
- 1976 Mike Jackson (AP)
- 1977 Mike Jackson (AP)
Johnny Darden (AP)
- 1978 Johnny Darden (UPI)
- 1979 Terry Crosby (AP)
- 1981 Howard Wood (AP)
Gary Carter (UPI)
- 1985 Tony White (AP, UPI)
- 1987 Dyron Nix (AP, UPI)
- 1989 Clarence Swearengen (UPI)
- 1990 Greg Bell (AP)

AP - Associated Press
UPI - United Press International

■ **SEC ALL-DEFENSIVE TEAM**

- 2008 JaJuan Smith
- 2014 Josh Richardson
- 2015 Josh Richardson
- 2020 Yves Pons
- 2021 Yves Pons
- 2022 Zakai Zeigler

■ **SEC ALL-FRESHMAN TEAM**

- 1988 Greg Bell
- 1990 Allan Houston
- 1993 Steve Hamer
- 1994 Ed Gray
- 1996 Brandon Wharton
- 1997 C.J. Black
- 1998 Tony Harris
Isiah Victor
- 1999 Vincent Yarbrough
- 2003 C.J. Watson
- 2005 Chris Lofton
- 2007 Wayne Chism
Duke Crews
Ramar Smith
- 2009 Scotty Hopson
- 2011 Tobias Harris
- 2012 Jarnell Stokes
- 2017 Grant Williams
- 2021 Keon Johnson
Jaden Springer
- 2021 Kennedy Chandler
Zakai Zeigler

The SEC All-Freshman team is voted on by the league's head coaches. The 1999 team, however, was selected by a 13-member media panel.

■ SEC ALL-TOURNAMENT TEAM

- 1934** Dave McPherson (2nd)
1936 Floyd "Biggy" Marshall (1st)
 Harry Anderson (1st)
1937 Floyd "Biggy" Marshall (1st)
 Gene Johnson (1st)
 Wilton Putnam (2nd)
 Alvin Rice (2nd)
1938 Wilton Putnam (2nd)
1939 Gilbert Huffman (1st)
 Frank Thomas (2nd)
1940 Bernie Mehen (1st)
 Frank Thomas (1st)
 Gilbert Huffman (2nd)
1941 Frank Thomas (1st)
 Gilbert Huffman (1st)
 Bernie Mehen (2nd)
1942 Dick Mehen (1st)
 Bernie Mehen (2nd)
 Mike Balitsaris (2nd)
1943 Dick Mehen (1st)
 Paul Herman (2nd)
 Ted Cook (2nd)
1945 Paul "Lefty" Walther (1st)
 Garland "Mule" O'Shields (1st)
 Bob Kemper (2nd)
 Irvin Barnett (2nd)
1948 Paul Walther (1st)
1949 Paul Walther (2nd)
1950 Art Burris (1st)
 Ed "Britches" Montgomery (1st)
 Hugh Jones (2nd)
1952 Tommy Bartlett (2nd)
1979 Terry Crosby
1982 Dale Ellis
1983 Dale Ellis
1984 Tony White
1987 Tony White
1991 Carlus Groves
 Allan Houston (MVP)
1996 Steve Hamer
2009 Wayne Chism
 Tyler Smith
2018 Admiral Schofield
2019 Admiral Schofield
 Grant Williams
2021 Yves Pons
2022 Kennedy Chandler James
 Josiah-Jordan James
 Santiago Vescovi

Only a first-team SEC All-Tournament Team was selected beginning in 1979.

■ SEC TOURNAMENT MVP

- 1991** Allan Houston
2022 Kennedy Chandler

■ SEC PLAYER OF THE YEAR

- 1967** Ron Widby (UPI, AP)
1972 Mike Edwards (UPI)
1975 Bernard King (UPI)
1976 Bernard King (UPI, AP)
1977 Ernie Grunfeld (UPI, AP)
 Bernard King (AP)
1982 Dale Ellis (UPI, AP)
1983 Dale Ellis (AP)
1987 Tony White (UPI)
2003 Ron Slay (AP)
2007 Chris Lofton (AP)
2018 Grant Williams (Coaches)
2019 Grant Williams (AP, Coaches)

■ SEC DEFENSIVE PLAYER OF THE YEAR

- 2020** Yves Pons

■ SEC SIXTH MAN OF THE YEAR

- 2018** Lamonté Turner (Co-winner)

■ SEC PLAYER OF THE WEEK

- 1985** Tony White (Jan. 21)
 Michael Brooks (Jan. 28)
1987 Tony White (Jan. 19)
 Tony White (Feb. 23)
1988 Dyron Nix (Feb. 8)
 Dyron Nix (March 3)
1989 Dyron Nix (Nov. 29)
 Dyron Nix (Dec. 6)
 Dyron Nix (December)
1990 Allan Houston (Feb. 11)
1991 Allan Houston (Jan. 27)
1992 Carlus Groves (Jan. 27)
1993 Allan Houston (December)
 Allan Houston (Feb. 15)
 Corey Allen (March 1)
1995 Steve Hamer (Jan. 16)
1996 Steve Hamer (Dec. 11)
 Steve Hamer (Feb. 25)
1998 Tony Harris (Feb. 9)
 Rashard Lee (Feb. 23)
1999 Brandon Wharton (Jan. 18)
2000 Vincent Yarbrough (Jan. 31)
 Tony Harris (Feb. 14)
2001 Tony Harris (Nov. 27)
 Isiah Victor (Jan. 8)
2002 Vincent Yarbrough (Nov. 19)
 Vincent Yarbrough (Feb. 4)
2003 Ron Slay (Feb. 10)
 Ron Slay (Feb. 17)
2006 C.J. Watson (Dec. 12)
 Chris Lofton (Dec. 19)
 Chris Lofton (Jan. 23)
 Chris Lofton (Feb. 13)
2007 Chris Lofton (Nov. 20)
 Chris Lofton (Dec. 11)
 Chris Lofton (Dec. 24)
2008 J.P. Prince (Dec. 24)
 JaJuan Smith (Jan. 14)
 Tyler Smith (Feb. 25)
 Chris Lofton (Feb. 11)
2009 Tyler Smith (Dec. 8)
2010 Bobby Maze (Jan. 11)
 Wayne Chism (Feb. 22)
 Scotty Hopson (Nov. 29)
 Scotty Hopson (Dec. 13)
2012 Trae Golden (Nov. 14)
 Jarnell Stokes (March 5)
2013 Trae Golden (Dec. 17)
 Jarnell Stokes (Feb. 11)
 Trae Golden (Feb. 25)
 Jarnell Stokes (March 11)
2014 Jordan McRae (Nov. 25)
 Jordan McRae (Jan. 6)
 Jarnell Stokes (March 10)
2015 Josh Richardson (Dec. 15)
 Armani Moore (Jan. 19)
2016 Armani Moore (Feb. 22)
2017 Detrick Mostella (Dec. 26)
 Robert Hubbs III (Jan. 30)
2018 Grant Williams (Jan. 15)
 Admiral Schofield (Feb. 26; co-)
 Admiral Schofield (March 5; co-)
2019 Grant Williams (Nov. 26; co-)
 Admiral Schofield (Dec. 10; co-)
 Grant Williams (Jan. 28)
 Jordan Bone (Feb. 4; co-)
 Grant Williams (March 4)
2020 Jordan Bowden (Nov. 18)
2022 John Fulkerson (Dec. 27; co-)

■ SEC ROOKIE OF THE WEEK

- 1988** Greg Bell (Feb. 22)
1990 Allan Houston (Jan. 7)
 Allan Houston (Feb. 25)
1992 Corey Allen (Jan. 13)

The SEC Rookie of the Week award was discontinued following the 1992 season.

■ SEC FRESHMAN OF THE WEEK

- 2007** Duke Crews (Dec. 24)
 Ramar Smith (Jan. 8)
 Ramar Smith (Feb. 5)
 Wayne Chism (Feb. 12)
 Ramar Smith (March 5)
2008 Brian Williams (Dec. 17)
2009 Scotty Hopson (Nov. 17)
 Scotty Hopson (March 2)
2011 Tobias Harris (Nov. 22)
 Tobias Harris (Dec. 6)
 Tobias Harris (Jan. 31)
2012 Jarnell Stokes (Jan. 23)
2016 Admiral Schofield (Jan. 11)
2017 Jordan Bowden (Dec. 12)
 Grant Williams (Feb. 13; co-)
2021 Jaden Springer (Dec. 21)
 Jaden Springer (Feb. 1)
 Keon Johnson (Feb. 8)
2022 Kennedy Chandler (Nov. 15)
 Zakai Zeigler (Feb. 7)
 Kennedy Chandler (Feb. 28)

■ SEC COACH OF THE YEAR

- 1967** Ray Mears (AP, UPI, KNS)
1977 Ray Mears (AP, UPI, KNS)
1979 Don DeVoe (AP)
1981 Don DeVoe (KNS)
1982 Don DeVoe (AP, UPI, KNS)
1998 Jerry Green (AP)
2006 Bruce Pearl (AP)
2008 Bruce Pearl (AP, Coaches)
2018 Rick Barnes (AP, Coaches)

■ SEC BASKETBALL LEGENDS

- 1999** Reggie Johnson
2000 A.W. Davis
2001 Ernie Grunfeld
2002 Tony White
2003 Tom Boerwinkle
2004 Dale Ellis
2005 Ron Widby
2006 Bill Justus
2007 Allan Houston
2008 Bernard King
2009 Paul "Lefty" Walther
2010 Don DeVoe
2011 Jimmy England
2012 Gene Tormohlen
2013 Len Kosmalski
2014 Ed Wiener
2015 Johnny Darden
2016 Vincent Yarbrough
2017 Ron Slay
2018 Howard Wood
2019 Mike Jackson
2020 Lang Wiseman

■ SEC SPORTSMANSHIP AWARD

- 2008** Chris Lofton

Since the 1998-99 season, each SEC school has selected a "legend" who is recognized at that spring's SEC Tournament.

OUTLOOK

PLAYERS

STAFF

REVIEW

RESULTS

RECORDS

HONORS

POSTSEASON

VOLTMANAC

MEDIA INFO



■ 25-YEAR ALL-SEC TEAM

▲ First-Team

F	Bernard King (UT)	1975-77
F	Dan Issel (UK)	1968-70
F	Clyde Lee (VU)	1964-66
G	Pete Maravich (LSU)	1968-70
G	Kyle Macy (UK)	1978-80

▲ Second Team

F	Dominique Wilkins (UGA)	1980-82
F	Cotton Nash (UK)	1962-64
F	Reginald King (UA)	1976-79
G	Ernie Grunfeld (UT)	1974-77
G	John Mengelt (AU)	1969-71

▲ Honorable Mention

F	Dale Ellis (UT)	1980-83
---	------------------------	---------

Selected in 1986 by a special panel for the Lakeland Ledger.

■ SEC TEAM OF THE 80s

F	Dale Ellis (UT)	1980-83
F	Kenny Walker (UK)	1983-86
C	Charles Barkley (AU)	1982-84
F	Dominique Wilkins (UGA)	1980-82
F	Chuck Person (AU)	1983-86

Selected in 1989 by SEC coaches and conducted by the Clarion Ledger/Jackson Daily News.

■ ESPN SILVER ANNIVERSARY ALL-SEC TEAM

G	Allan Houston (UT)	1989-93
G	Chris Jackson (LSU)	1988-90
C	Shaquille O'Neal (LSU)	1989-92
F	Jamal Mashburn (UK)	1990-93
F	Chuck Person (AU)	1982-86

Selected in 2004 by a seven-member panel of SEC media and league representatives to commemorate ESPN's 25th anniversary.

■ McDONALD'S ALL-AMERICAN

1977	James Ratiff
1985	Doug Roth
1989	Allan Houston
1996	Charles Hathaway
1997	Tony Harris
1998	Vincent Yarbrough
2008	Scotty Hopson
2010	Tobias Harris
2019	Josiah-Jordan James
2020	Jaden Springer
2021	Kennedy Chandler
2022	Julian Phillips

This is a prep honor.

■ NABC ALL-DISTRICT TEAM

2006	Chris Lofton
2007	Chris Lofton
2008	Chris Lofton Tyler Smith (2nd)
2009	Tyler Smith
2010	Wayne Chism (2nd)
2011	Scotty Hopson (2nd)
2013	Jarnell Stokes
2014	Jordan McRae (2nd) Jarnell Stokes
2015	Josh Richardson (2nd)
2016	Kevin Punter Jr. (2nd)
2017	Robert Hubbs III (2nd)
2018	Grant Williams
2019	Admiral Schofield Grant Williams Jordan Bone (2nd)

2022 Santiago Vescovi (2nd)

■ NABC ALL-DISTRICT 21 COACH OF THE YEAR

2018	Rick Barnes
2019	Rick Barnes

■ NABC CAREER ACHIEVEMENT AWARD

2008	Chris Lofton
------	--------------

■ NAISMITH MEMORIAL BASKETBALL HALL OF FAME

2013	Bernard King
------	--------------

■ OLYMPIC GAMES

1976	Ernie Grunfeld (Gold)
2000	Allan Houston (Gold)

■ PLAYBOY ALL-AMERICAN

1983	Dale Ellis
1987	Tony White
1992	Allan Houston
1993	Allan Houston
2001	Tony Harris
2008	Chris Lofton

■ TENNESSEE ALL-CENTURY TEAM

G	Dane Bradshaw	2004-07
F	A.W. Davis	1962-65
G	Mike Edwards	1970-73
F	Dale Ellis	1979-83
F	Ernie Grunfeld	1973-77
G	Allan Houston	1989-93
F	Reggie Johnson	1976-80
G	Billy Justus	1966-69
F	Bernard King	1974-77
G	Chris Lofton	2004-08
G	Bernie Mehen	1940-42
F	Dyron Nix	1985-89
F	Ron Slay	1999-2003
C	German Thompson	1953-57
G	Gene Tormohlen	1956-59
F	Paul "Lefty" Walther	1947-49
G	C.J. Watson	2003-06
G	Tony White	1983-87
F	Ron Widby	1964-67
C	Carl Widseth	1952-56

Selected during the 2008-09 season by fan vote and a university-appointed selection committee.

■ TENNESSEE SPORTS HALL OF FAME

1966	Doug Atkins [*]
1966	Beattie Feathers [*]
1966	Bobby Dodd [*]
1984	A.W. Davis
1985	Ray Mears (Coach)
1986	Tommy Bartlett [*]
1987	Ernie Grunfeld
1997	Ron Widby
1999	Harry Anderson
2005	Bill Justus
2007	Bernard King
2010	Dale Ellis
2015	Jimmy England
2018	Allan Houston
2021	Reggie Johnson
2022	Tony White

^{*} Inducted as a multi-sport UT student-athlete; basketball was not their prominent sport

■ TSWA COACH OF THE YEAR

2018	Rick Barnes
2022	Rick Barnes

■ USBWA ALL-DISTRICT IV TEAM

2006	Chris Lofton C.J. Watson
2007	Chris Lofton
2008	Chris Lofton Tyler Smith
2009	Tyler Smith
2010	Wayne Chism
2011	Scotty Hopson
2013	Jordan McRae
2014	Jordan McRae Jarnell Stokes
2015	Josh Richardson
2016	Kevin Punter Jr.
2018	Grant Williams
2019	Jordan Bone Admiral Schofield Grant Williams
2022	Kennedy Chandler Santiago Vescovi

■ USBWA DISTRICT IV PLAYER OF THE YEAR

2006	Chris Lofton
2007	Chris Lofton
2019	Grant Williams

■ USBWA DISTRICT IV COACH OF THE YEAR

2006	Bruce Pearl
2008	Bruce Pearl
2018	Rick Barnes
2019	Rick Barnes

■ NATIONAL COACH OF THE YEAR

2000	Jerry Green (CBS Sportsline)
2006	Bruce Pearl (Sporting News, Basketball Times, CBS Sportsline)
2008	Bruce Pearl (Adolph Rupp Cup)
2019	Rick Barnes (Henry Iba Award)

■ MACCABIAH GAMES

1953	Ed Wiener (Gold)
1973	Ernie Grunfeld (Silver)
2009	Bruce Pearl, Head Coach (Gold) Steven Pearl (Gold)

The World Maccabiah Games is a quadrennial event that takes place in Israel. Jewish athletes from more than 50 countries compete.

■ ANSON MOUNT NATIONAL SCHOLAR-ATHLETE OF THE YEAR

1993 Lang Wiseman (Finance, 4.0)

■ H. BOYD MCWHORTER SEC MALE SCHOLAR-ATHLETE OF THE YEAR

1993 Lang Wiseman (Finance, 4.0)

■ CoSIDA ACADEMIC ALL-DISTRICT

2022 Santiago Vescovi (Business Mgmt, 3.37)

■ FIRST-TEAM ACADEMIC ALL-AMERICA

1968 Bill Justus (Business Admin., B)

1993 Lang Wiseman (Finance, 4.0)

■ SECOND-TEAM ACADEMIC ALL-AMERICA

1992 Lang Wiseman (Finance, 4.0)

■ THIRD-TEAM ACADEMIC ALL-AMERICA

1972 Mike Edwards (Education, 3.2)

1991 Lang Wiseman (Finance, 4.0)

■ NABC HONORS COURT

2018-19 Brad Woodson (Kinesiology)

2021-22 Victor Bailey Jr. (Ag Leadership)

2021-22 John Fulkerson (Ag Leadership)

2021-22 Santiago Vescovi (Business Mgmt.)

■ NABC TEAM ACADEMIC EXCELLENCE AWARD

2021-22 Tennessee

■ SEC ACADEMIC HONOR ROLL

1968 Bill Justus (Bus. Admin., B)

1971 Mike Edwards (Phys. Ed., B+)

1972 Larry Robinson (Phys. Ed., B+)

1973 Mike Edwards (Phys. Ed., B)

1974 John Snow (Bus. Admin., B)

1984 Myron Carter (Engineering, 3.26)

1986 Sam Arterburn (Finance, 3.12)

1987 Mark Griffin (Business, 3.37)

Russ Spivey (Biology/Business, 3.03)

1988 Mark Griffin (Marketing, 3.33)

1989 Mark Griffin (Marketing, 3.30)

1990 Shaun Thompson (Polit. Sci., 3.11)

1991 Lang Wiseman (Finance, 4.0)

Gannon Goodson (Business, 3.2)

1992 Lang Wiseman (Finance, 4.0)

Gannon Goodson (Business, 3.1)

1993 Lang Wiseman (Finance, 4.0)

Gannon Goodson (Business, 3.1)

1994 Gannon Goodson (Psych., 3.08)

1995 Clint Newman (Pre-Medical, 3.07)

1996 Clint Newman (Pre-Medical, 3.16)

1997 Aaron Green (History, 3.02)

Rashard Lee (Psychology, 3.00)

1998 Aaron Green (History, 3.05)

1999 Aaron Green (History, 3.10)

2004 Brandon Crump (Sport Mgmt, 3.05)

Fred Smithwick (Sport Mgmt, 3.02)

2005 Jordan Howell (Arts & Sciences)

Fred Smithwick (Sport Mgmt.)

2006 Dane Bradshaw (Sport Mgmt.)

Jordan Howell (Marketing)

2007 Ben Bosse (Business)

*Dane Bradshaw (Sport Mgmt.)

Ryan Childress (Comm. Studies)

Rick Daniels-Mulholland (Civil Eng.)

Jordan Howell (Finance)

Justin Jackson (Sport Mgmt.)
Tanner Wild (Business)
2008 Quinn Cannington (Psychology)
Rick Daniels-Mulholland (Civil Eng.)
Jordan Howell (Finance)

2009 Steven Pearl (Business)
Tanner Wild (Business)
Quinn Cannington (Psychology)
*Ryan Childress (Comm. Studies)
Steven Pearl (Marketing)

2010 Tanner Wild (Sport Mgmt.)
Quinn Cannington (Psychology)
Michael Hubert (Psychology)
Steven Pearl (Marketing)

2011 *John Fields (Sport Psychology)
*Michael Hubert (Psychology)
Rob Murphy (Management)
*Steven Pearl (Marketing)
Tyler Summitt (Communication Studies)

2012 Rob Murphy (Logistics)
Tyler Summitt (Communication Studies)
2013 Rob Murphy (Logistics)

2015 Galen Campbell (Sport Mgmt.)
2016 Armani Moore (Sport Mgmt.)
2017 Kyle Alexander (Communication Studies)
Brad Woodson (Kinesiology)

2018 Brad Woodson (Kinesiology)
Jacob Fleschman (Finance)
2019 Grant Williams (Supply Chain Mgmt.)
Brad Woodson (Kinesiology)
Jacob Fleschman (Finance)

2020 John Fulkerson (Sport Mgmt.)
Brock Jancek (Civil Engineering)
Victor Bailey Jr. (Political Science)
2021 *John Fulkerson (Ag Leadership)
Davonte Gaines (Sport Mgmt.)

Josiah-Jordan James (Communication Studies)
Brock Jancek (Civil Engineering)
Uros Plavsic (Sport Mgmt.)
Santiago Vescovi (Business Mgmt.)
2022 *Victor Bailey Jr. (Ag Leadership)

* while taking graduate-level courses

To qualify, a student-athlete must have a GPA of 3.00 or above for either the preceding academic year or have a cumulative GPA of 3.00 or above at the nominating institution.

■ SEC FIRST-YEAR ACADEMIC HONOR ROLL

2007 Quinn Cannington (Psychology)
Steven Pearl (Business)

2008 Brian Williams (Comm. Studies)
2009 Emmanuel Negedu (Arts & Sciences)

2010 Skylar McBee (Arts & Sciences)
2016 Kyle Alexander (Comm. Studies)
Brad Woodson (Kinesiology)

2017 Jordan Bone (Finance)
Lew Evans (Ag Leadership)

2018 James Daniel III (Ag Leadership)
Yves Pons (Recreation & Sport Mgmt.)

2020 Victor Bailey Jr. (Political Science)
Davonte Gaines (Recreation & Sport Mgmt.)
Josiah-Jordan James (Comm. Studies)

2021 Olivier Nkamhoua (Business Mgmt.)
Drew Pember (Recreation & Sport Mgmt.)
Uros Plavsic (Recreation & Sport Mgmt.)

2022 E.J. Anosike (Ag Leadership)
Kent Gilbert (Recreation & Sport Mgmt.)
Cole Morris (Civil Engineering)

2022 Isaiah Sulack (Management)
Corey Walker Jr. (Recreation & Sport Mgmt.)
Jonas Aidoo (Journalism & Electronic Media)

2022 Quentin Diboundjie (Business)
Brandon Huntley-Hatfield (Sport Mgmt.)
Jahmai Mashack (Psychology)

2022 Handje Tamba (Exploratory)
Zakai Zeigler (Mathematics)

Formerly the SEC Freshman Academic Honor Roll, this became the SEC First-Year Academic Honor Roll starting in 2011, so to include junior-college transfers.

To qualify, a student-athlete must have a cumulative GPA of 3.00 or above at the nominating institution, be on scholarship or a letter winner and have completed 24 semester hours of non-remedial credit at the nominating institution.

■ SEC COMMUNITY SERVICE TEAM

2000 C.J. Black

2001 Jon Higgins

2002 Jon Higgins

2003 Jon Higgins

2004 C.J. Watson

2005 C.J. Watson

2006 Stanley Asumnu

2007 Chris Lofton

2008 Wayne Chism

2009 Wayne Chism

2010 Bobby Maze

2011 Melvin Goins

2012 Cameron Tatum

2013 Kenny Hall

2014 D'Montre Edwards

2015 Josh Richardson

2016 Kevin Punter Jr.

2017 Admiral Schofield

2018 Grant Williams

2019 Grant Williams

2020 John Fulkerson

2021 John Fulkerson

2022 John Fulkerson

Formerly known as the SEC Good Works Team.

OUTLOOK

PLAYERS

STAFF

REVIEW

RESULTS

RECORDS

HONORS

POSTSEASON

VOLMANAC

MEDIA INFO



INDIVIDUAL

SCORING

Year	Name	G	Pts.	Avg.
1966-67	Ron Widby, F	28	619	22.1
1974-75	Bernard King, F	25	661	26.4
1975-76	Ernie Grunfeld, F	27	683	25.3
1976-77	Bernard King, F	26	672	25.8
1985-86	Tony White, G	28	622	22.2
1986-87	Tony White, G	29	711	24.5
1987-88	Dyron Nix, F	29	644	22.2
1992-93	Allan Houston, G	30	669	22.3
2002-03	Ron Slay, F	29	616	21.2
2006-07	Chris Lofton, G	31	645	20.8
2018-19	Grant Williams, F	37	696	18.8

REBOUNDING

Year	Name	G	Rbs.	Avg.
1975-76	Bernard King, F	25	325	13.0
1976-77	Bernard King, F	25	359	14.4
1986-87	Dyron Nix, F	29	294	10.1
1995-96	Steve Hamer, C	29	272	9.4
2013-14	Jarnell Stokes, F	37	392	10.6

OFFENSIVE REBOUNDS

Year	Name	G	Off. Rbs.	Avg.
2012-13	Jarnell Stokes, F	33	138	4.2
2013-14	Jarnell Stokes, F	37	155	4.2

FIELD GOAL PERCENTAGE

Year	Name	FGM	FGA	Pct.
1972-73	Larry Robinson, C	115	178	64.6
>> 1974-75	Doug Ashworth, C	95	139	68.3
1974-75	Bernard King, F	273	439	62.2
1975-76	Bernard King, F	260	454	57.3
1976-77	Reggie Johnson, F	131	203	64.5
1981-82	Dale Ellis, F	257	393	65.4
1995-96	Steve Hamer, C	187	325	57.5

FREE THROW PERCENTAGE

Year	Name	FTM	FTA	Pct.
1961-62	Tommy Wilson, G	84	96	87.5
1962-63	Danny Schultz, G	89	102	87.3
1963-64	Danny Schultz, G	95	104	91.4
1968-69	Bill Justus, G	133	147	90.5
1969-70	Jimmy England, G	131	146	89.7
1973-74	John Snow, G	81	91	89.0
1984-85	Michael Brooks, G	146	164	89.0
1986-87	Tony White, G	165	183	90.2
1990-91	Allan Houston, G	177	205	86.3
2003-04	Scotter McFadgon, G	134	147	91.2
2007-08	Chris Lofton, G	101	120	84.2

3-PT. FIELD GOAL PERCENTAGE

Year	Name	FGM	FGA	Pct.
2000-01	Jon Higgins, G	53	109	.486
2004-05	Chris Lofton, G	93	200	.465

3-PT. FIELD GOALS MADE PER GAME

Year	Name	G	3FG	Avg.
2004-05	Chris Lofton, G	31	93	3.00
2005-06	Chris Lofton, G	30	114	3.80
2006-07	Chris Lofton, G	31	106	3.42

ASSISTS

Year	Name	G	Asst	Avg.
1968-69	Bill Hann, G	24	138	5.7
1970-71	Jimmy England, G	26	140	5.4
1972-73	Rodney Woods, G	26	142	5.9
1973-74	Rodney Woods, G	25	149	6.0
1974-75	Rodney Woods, G	26	227	8.7
1977-78	Johnny Darden, G	27	192	8.3
2004-05	C.J. Watson, G	31	155	5.0

ASSIST/TURNOVER RATIO

Year	Name	G	Ast/TO	Ratio
2005-06	Dane Bradshaw, G	30	116/42	2.76
2018-19	Jordan Bone, G	37	215/74	2.91

STEALS

Year	Name	G	Stls	Avg.
2014-15	Josh Richardson, G	32	67	2.1

BLOCKED SHOTS

Year	Name	G	Blk	Avg.
1988-89	Doug Roth, C	30	60	2.0
1997-98	C.J. Black, F	29	73	2.5

MINUTES PLAYED

Year	Name	G	Mins	Avg.
2014-15	Josh Richardson, G	32	1162	36.3

BOLD indicates NCAA statistical champion.

>> While Ashworth was named the SEC statistical champ, he did not have the minimum number of field-goal attempts to qualify for the national leaderboard. Thus, King was the NCAA statistical champion.

TEAM

SCORING OFFENSE

Year	G	Pts.	Avg.	Year	G	Pts.	Avg.
1976-77	28	2399	85.7	2007-08	36	2946	81.8
2005-06	30	2413	80.4	2018-19	37	3035	82.0
2006-07	35	2831	80.9				

SCORING DEFENSE

Year	G	Pts.	Avg.	Year	G	Pts.	Avg.
1963-64	24	1399	58.3	1971-72	25	1610	64.4
1964-65	25	1391	55.6	1973-74	26	1736	66.8
1965-66	26	1499	57.7	1994-95	27	1711	63.4
1966-67	28	1511	54.0	1995-96	29	1827	63.0
1967-68	26	1548	59.5	1996-97	27	1663	61.6
1968-69	28	1651	59.0	2020-21	27	1714	63.5
1969-70	25	1608	64.3	2021-22	35	2203	62.9
1970-71	28	1908	68.1				

SCORING MARGIN

Year	Pts	Opp.	Mrgn	Year	Pts	Opp.	Mrgn
1988-89	84.0	77.8	+6.2	2018-19	3035	2580	+12.3
2007-08	81.8	70.0	+11.9				

FIELD-GOAL PERCENTAGE

Year	FGM	FGA	Pct.	Year	FGM	FGA	Pct.
1972-73	701	1392	50.4	1976-77	984	1839	53.5
1974-75	927	1756	52.8	1980-81	823	1590	51.8
1975-76	878	1722	51.0	2018-19	1106	2231	49.6

FIELD-GOAL PERCENTAGE DEFENSE

Year	FGM	FGA	Pct.	Year	FGM	FGA	Pct.
1996-97	557	1437	38.8	2020-21	599	1492	.401

FIELD-GOAL PERCENTAGE DIFFERENTIAL

Year	Pct.	Opp.	Mrgn	Year	Pct.	Opp.	Mrgn
1974-75	52.8	47.1	+5.7	1976-77	53.5	48.0	+5.5
1975-76	51.0	46.6	+4.4				

3-PT. FIELD GOALS MADE PER GAME

Year	G	3FGM	Avg.	Year	G	3FGM	Avg.
1988-89	30	217	7.2	2006-07	35	327	9.34
2005-06	30	264	8.8				

TEAM (cont.)

3-PT. FIELD GOAL PERCENTAGE DEFENSE

Year	3FGM	3FGA	Pct.
2009-10	230	774	29.7

FREE-THROW PERCENTAGE

Year	FTM	FTA	Pct.	Year	FTM	FTA	Pct.
1968-69	346	452	76.5	1980-81	424	561	75.6
1970-71	538	679	79.2	1984-85	647	851	76.0
1971-72	450	594	75.8	1992-93	467	634	73.7
1972-73	281	373	75.3	2015-16	523	721	72.5
1976-77	431	582	74.1				

REBOUNDING

Year	G	No.	Avg.	Year	G	No.	Avg.
1964-65	25	1191	48.2	1968-69	24	1421	59.2

REBOUNDING DEFENSE

Year	G	No.	Avg.	Year	G	No.	Avg.
1968-69	24	763	31.8	1974-75	26	908	34.9
1970-71	28	1003	35.8	1976-77	28	981	35.0
1971-72	25	918	36.7	1978-79	33	1033	31.3
1972-73	24	872	36.3	2013-14	37	1109	30.0

ASSISTS

Year	G	No.	Avg.
2005-06	30	509	17.0
2021-22	35	576	16.5

STEALS

Year	G	No.	Avg.	Year	G	No.	Avg.
1988-89	30	292	9.7	2006-07	35	336	9.60
2005-06	30	301	10.0	2007-08	36	334	9.28

BLOCKED SHOTS

Year	G	No.	Avg.	Year	G	No.	Avg.
1988-89	30	133	4.4	2000-01	33	191	5.8
1998-99	30	190	6.3	2018-19	37	199	5.4
1999-00	33	192	5.8				

TURNOVER MARGIN

Year	UT	OPP	Mrgn
2020-21	12.5	15.7	+3.2

ASSIST/TURNOVER RATIO

Year	G	Ast/TO	Ratio
2020-21	27	401/337	1.2

Bold indicates statistic also was an NCAA-best.

USA BASKETBALL HISTORY

Player	Event/Team	Result
Kennedy Chandler	2021 USA Nike Hoop Summit Team	Canceled (COVID pandemic)
	2021 FIBA U19 World Cup	7-0, Gold Medal
Ernie Grunfeld	1975 International Cup	4-4, Fifth Place
	1975 Pan American Games	9-0, Gold Medal
	1976 Olympic Games	7-0, Gold Medal
Tobias Harris	2010 Junior National Select Team	W, 101-97
	2014 Select Team	N/A
	2007 Youth Development Festival (Blue)	2-3, Silver Medal
Scotty Hopson	2008 Junior National Select Team	W, 98-78
	2010 Select Team	N/A
	2018 FIBA World Cup Qualifying Team	1-1
	1990 U18 Team	7-0, Gold Medal
Allan Houston	1992 Developmental Team	N/A
	1999 Tournament of the Americas	10-0, Gold Medal
	2000 Olympic Games	8-0, Gold Medal
	1978 FIBA World Championship	6-4, Fifth Place
Mike Jackson	2018 U18 FIBA Americas Championship	6-0, Gold Medal
Josiah-Jordan James	1999 Youth Development Festival (South)	5-0, Gold Medal
Scooter McFadgon	1988 Select Team	N/A
Dyron Nix	1985 U.S. Olympic Festival (South)	3-1, Silver Medal
Doug Roth	2005 Tournament of the Americas	4-6, Fourth Place
Ron Slay	2003 Youth Development Festival (South)	4-1, Gold Medal
Tyler Smith	2004 Youth Development Festival (South)	5-0, Gold Medal
Jarnell Stokes	2012 U18 FIBA Americas Championship	5-0, Gold Medal
	2013 U19 FIBA World Championship	9-0, Gold Medal
	2003 U19 FIBA Junior World Championship	7-1, Fifth Place
C.J. Watson	1993 Tournament of the Americas	6-1, Gold Medal
Tony White		
Coach	Event/Team	Result
Don DeVoe, HC	1989 U.S. Olympic Festival (South)	1-3, Fourth Place
Jerry Green, Asst.	1993 COPABA U22 Qualifying Tournament	6-1, Silver Medal
	1993 U22 World Championship	8-0, Gold Medal
Cuonzo Martin, Asst.	2011 World University Games Team	7-1, Fifth Place



OUTLOOK

PLAYERS

STAFF

REVIEW

RESULTS

RECORDS

HONORS

POSTSEASON

VOLTMANAC

MEDIA INFO



SEC CHAMPIONSHIP TEAMS



1935-36 SEC Overall/Tournament Champions
15-6 Overall • 8-4 SEC

Front Row: (L-R) George Kriste, Marion Perkins, Floyd "Biggy" Marshall, Harry Anderson, Everett Martin, Tipton Masterson, Alvin Rice and Gene Johnson. **Back Row:** Earl Riggs, Hooper Eblen, Herschel Brand, Jack Pick, John Fisher, Kellar Smith, Robert Fulton and Allen Ramsey.



1940-41 SEC Overall/Tournament Champions
17-5 Overall • 8-3 SEC

Front Row: (L-R) Mike Balitsaris, Gilbert Huffman, Frank Thomas, Bernie Mehen and John Clark. **Back Row:** James Allen, John Thomason, William Luttrell, Paul Herman, Bernard O'Neil and William Binks.



1942-43 SEC Overall/Tournament Champions
14-4 Overall • 6-3 SEC

Front Row: (L-R) Homer Van Vleet, Bill Bailey, Ralph Chancey, Paul Herman, Ted Cook, Wildreth McAshan and Gordon Wooton. **Back Row:** George Balitsaris, Wright Hollingsworth, Marshall Hawkins, Bruce Houchin, Dick Mehen, Larry Partridge, Bill Wright and Richard Fromm.



1966-67 SEC Overall Champions
21-7 Overall • 15-3 SEC

Front Row: (L-R) Stu Aberdeen, Wes Coffman, Bill Hann, Ray Mears, Bill Justus, Bobby Jack Guinn and Jerry Parker. **Back Row:** Greg Coffman, Malcolm "Mac" Petty, David Bell, Tom Boerwinkle, Ron Widby, Tom Hendrix and Phil French.



1971-72 SEC Overall Champions
19-6 Overall • 14-4 SEC

Front Row: (L-R) Stu Aberdeen, Steve Hirschorn, Mike Edwards, Ray Mears, Eddie Voelker, John Snow and A.W. Davis. **Back Row:** Jerry McClanahan, Marty Morris, Larry Robinson, Wayne Tomlinson, Len Kosmatski, Lloyd Richardson, Bill Seale, Wilbert Cherry, Jimmy England and David Mills.



1976-77 SEC Overall Champions
22-6 Overall • 16-2 SEC

Front Row: (L-R) Stu Aberdeen, Jerry Finestone, Mike Jackson, Ray Mears, Johnny Darden, Ralph Parton and Cliff Wettig. **Back Row:** Tom Deaton, Jeff Singerman, Bert Bertelkamp, Steve Gill, Terry Crosby, Mike Stapleton, Reggie Johnson, Bernard King, Ernie Grunfeld, Chuck Threeets, David Cockrill, Doug Ashworth, Bobby Brockman and Frank Harrell.



1978-79 SEC Tournament Champions
21-12 Overall • 12-6 SEC

Front Row (L-R) Ralph Parton, Bert Bertelkamp, Terry Crosby, Kenne Teffetteler, Michael Joyce and Johnny Darden. **Back Row:** James Merriweather, Mike Stapleton, Chuck Threeths, Howard Wood, Kevin Nash, Reggie Johnson, David Cockrill, Steve Ray and Gary Carter.



1981-82 SEC Overall Champions
20-10 Overall • 13-5 SEC

Front Row (L-R) John Byers, Steve Muldowny, Mike Rollo, Barry Smith and Rip Johnson. **Middle Row:** Tyrone Beaman, Ed Littleton, Michael Brooks, Jerald Hyatt, Myron Carter, Gary Carter and Kevin Woods. **Back Row:** Bobby Stevens, Jack Fertig, Steve Ray, Walter Evans, Dale Ellis, Seth McDonald, Dan Federmann, Willie Burton, Kirk Naler, Randy Bates, Bob Burton and Don DeVoe.



1999-2000 SEC Overall Champions
26-7 Overall • 12-4 SEC

Front Row (L-R) Del Baker, Vegas Davis, Harris Walker, Jenis Grindstaff, Tony Harris, Jon Higgins and Terrence Woods. **Back Row:** Jerry Green, Byron Samuels, Eric Pauley, Vincent Yarbrough, C.J. Black, Marcus Haislip, Charles Hathaway, Isiah Victor, Ron Slay, Zach Turner, Chris Ferguson and Ray Grant.



2007-08 SEC Overall Champions
31-5 Overall • 14-2 SEC

Front Row (L-R) Tanner Wild, Cameron Tatum, Jordan Howell, Chris Lofton, JaJuan Smith, Josh Tabb, Ramar Smith and Steven Pearl. **Back Row:** Derrick Delagrana, Quinn Cannington, Rick Daniels-Mulholland, J.P. Prince, Duke Crews, Brian Williams, Wayne Chism, Ryan Childress, Tyler Smith, Brett Jackson and Justin Jackson.



2017-18 SEC Overall Champions
26-9 Overall • 13-5 SEC

Front Row (L-R): James Daniel III, Lamonté Turner, Brad Woodson, Jordan Bone, Jordan Bowden, Lucas Campbell, Chris Darrington, Jacob Fleschman; **Back Row (L-R):** Yves Pons, Grant Williams, John Fulkerson, Kyle Alexander, Zach Kent, Derrick Walker, Admiral Schofield, Jalen Johnson.



2021-22 SEC Tournament Champions
27-8 Overall • 14-4 SEC

Front Row (L-R): Kennedy Chandler, Kent Gilbert, Justin Powell, Victor Bailey, Jr., Santiago Vescovi, Jahmai Mashack, Isaiah Sulack, Quentin Diboundje, Zakai Zeigler; **Back Row (L-R):** Brock Jancek, Olivier Nkamdjou, Cole Morris, Jonas Aidoo, Uroš Plavšić, Handje Tamba, Brandon Huntley-Hatfield, John Fulkerson, Josiah-Jordan James.



VOLS IN THE NBA DRAFT HISTORY

Year	Player	Round (Overall)	Team	Year	Player	Round (Overall)	Team
1948	Marshall Hawkins	--	Boston	1979	Terry Crosby	3rd (62)	Kansas City
1950	Art Burris	3rd (31)	Fort Wayne	1980	Reggie Johnson	1st (15)	San Antonio
	Ed Jones	7th	Fort Wayne	1981	Howard Wood	2nd (27)	Utah
	Ed "Bitches" Montgomery	12th	Philadelphia	1982	Gary Carter	5th (94)	San Diego
1953	Doug Atkins	17th (119)	Minneapolis	1983	Dale Ellis	1st (9)	Dallas
1955	Ed Wiener	4th (25)	Philadelphia	1984	Dan Federmann	5th (114)	Philadelphia
1956	Carl Widseth	--	Minneapolis		Willie Burton	6th (125)	Denver
1959	Gene Tormohlen	2nd (11)	Syracuse	1985	Michael Brooks	4th (88)	Houston
1960	Dalen Showalter	4th (25)	Cincinnati	1987	Tony White	2nd (33)	Chicago
1963	Orb Bowling	11th (76)	New York		Fred Jenkins	6th (129)	Houston
1964	Danny Schultz	8th (64)	Baltimore	1989	Dyron Nix	2nd (29)	Charlotte
1965	A.W. Davis	5th (43)	Los Angeles		Doug Roth	2nd (41)	Washington
1966	Austin "Red" Robbins	6th (59)	Philadelphia	1993	Allan Houston	1st (11)	Detroit
	Howard Bayne	15th (107)	Baltimore	1996	Steve Hamer	2nd (38)	Boston
1967	Ron Widby	12th (126)	Chicago	2002	Marcus Haislip	1st (13)	Milwaukee
1968	Tom Boerwinkle	1st (4)	Chicago		Vincent Yarbrough	2nd (32)	Denver
1969	Billy Hann	4th (53)	Atlanta	2011	Tobias Harris	1st (19)	Charlotte
	Bill Justus	10th (140)	Philadelphia	2014	Jarnell Stokes	2nd (35)	Utah
1970	Bob Croft	8th (123)	Boston		Jordan McRae	2nd (58)	San Antonio
1971	Don Johnson	5th (77)	Baltimore	2015	Josh Richardson	2nd (40)	Miami
	Jimmy England	6th (100)	Chicago	2019	Grant Williams	1st (22)	Boston
1973	Larry Robinson	16th (199)	Philadelphia		Admiral Schofield	2nd (42)	Philadelphia
1974	Len Kosmalski	2nd (24)	Kansas City-Omaha		Jordan Bone	2nd (57)	New Orleans
1977	Bernard King	1st (7)	New York Nets	2021	Keon Johnson	1st (21)	New York Knicks
	Ernie Grunfeld	1st (11)	Milwaukee		Jaden Springer	1st (28)	Philadelphia
	Mike Jackson	7th (133)	Buffalo	2022	Kennedy Chandler	2nd (38)	San Antonio



Tennessee had eight players selected in the American Basketball Association Draft: **Ron Widby** (1967, 5th round, New Orleans); **Tom Boerwinkle** (1968, 1st round, Denver); **Bill Justus** (1969, 7th round, Denver); **Bobby Croft** (1970, 3rd round, Texas); **Jimmy England** (1971, 11th round, Indiana); **Don Johnson** (1971, 16th round, Memphis); **Mike Edwards** (1973, 8th round, Indiana); and **Len Kosmalski** (1974, 2nd round, Utah).

The now-defunct American Basketball Association existed for nine full seasons from 1967-76.

NBA VOLS BY FRANCHISE

ATLANTA HAWKS

7-Dick Mehen 1951-52
8-Gene Tormohlen 1962-64,
1965-68, 1969-70

BOSTON CELTICS

Dick Mehen 1950-51
Steve Hamer 1996-97
Grant Williams 2019-2022
Josh Richardson 2021-22

BROOKLYN NETS

12-Bernard King 1977-79,
1992-93
12-Reggie Johnson 1983-84
C.J. Watson 2012-13

CHICAGO BULLS

Tom Boerwinkle 1977-78
Tony White 1987-88
C.J. Watson 2010-12

CLEVELAND CAVALIERS

Reggie Johnson 1981-82
Scotty Hopson 2013-14
Jordan McRae 2015-16

DALLAS MAVERICKS

Dale Ellis 1983-86
Scotty Hopson 2017-18
Josh Richardson 2020-21

DENVER NUGGETS

Dale Ellis 1986-91
Vincent Yarbrough 2002-03
Jarnell Stokes 2016-17

DETROIT PISTONS

9-Dick Mehen 1950-51
9-Art Burris 1951-52
9-Paul Walther 1954-55
Bobby Hogsett 1966-67
Allan Houston 1994-96
Tobias Harris 2015-18
Jordan Bone 2019-20

GOLDEN STATE WARRIORS

Bernard King 1980-82
Tony White 1987-88
C.J. Watson 2007-10

INDIANA PACERS

Dyron Nix 1989-91
Marcus Haislip 2004-05
C.J. Watson 2013-15

LOS ANGELES CLIPPERS

Tobias Harris 2017-19
Keon Johnson 2021-22

LOS ANGELES LAKERS

1-Ted Cook 1947-48
2-Paul Walther 1949-50

MEMPHIS GRIZZLIES

Jarnell Stokes 2014-15
Yves Pons 2021-22
Kennedy Chandler 2022-23

MIAMI HEAT

Dale Ellis 2000-01
Josh Richardson 2015-19
Jarnell Stokes 2015-16
Kyle Alexander 2019-20

MILWAUKEE BUCKS

Ernie Grunfeld 1977-79
Dale Ellis 1990-91, 1999-2000
Marcus Haislip 2002-05
Tobias Harris 2011-13

NEW ORLEANS PELICANS

3-Dale Ellis 1999-2000

NEW YORK KNICKS

Ernie Grunfeld 1982-86
Bernard King 1982-87
Tony White 1987-88
Allan Houston 1996-2005

OKLAHOMA CITY THUNDER

4-Dale Ellis 1986-91, 1997-99

ORLANDO MAGIC

Tobias Harris 2013-16
C.J. Watson 2015-17
Admiral Schofield 2021-23

PHILADELPHIA 76ERS

10-Garland O'Shields 1947-48
Reggie Johnson 1982-83
Tobias Harris 2018-22
Josh Richardson 2019-21
Jaden Springer 2021-23

PHOENIX SUNS

Ian Lockhart 1990-91
Jordan McRae 2015-16

PORTLAND TRAIL BLAZERS

Keon Johnson 2022-23

SACRAMENTO KINGS

5-Len Kosmalski 1974-76
5-Terry Crosby 1979-80
5-Ernie Grunfeld 1979-82
5-Reggie Johnson 1981-83

SAN ANTONIO SPURS

6-Bobby Croft 1970-71
Reggie Johnson 1980-82
Dale Ellis 1992-94
Marcus Haislip 2009-10
Josh Richardson 2022-23

UTAH JAZZ

Bernard King 1979-80
Howard Wood 1981-82

WASHINGTON WIZARDS

11-Bernard King 1978-92
Jordan McRae 2018-20
Doug Roth 1989-90
Admiral Schofield 2019-20

HISTORICAL FRANCHISE NAMES

- 1 = Minneapolis Lakers (NBL)
- 2 = Minneapolis Lakers (NBA)
- 3 = Charlotte Hornets (NBA)
- 4 = Seattle Supersonics (NBA)
- 5 = Kansas City Kings (NBA)
- 6 = Texas Chaparrals (ABA)
- 7 = Milwaukee Hawks (NBA)
- 8 = St. Louis Hawks (NBA)
- 9 = Ft. Wayne Pistons (NBA)
- 10 = Syracuse Nationals (NBL)
- 11 = Washington Bullets (NBA)
- 12 = New Jersey Nets (NBA)

THE NBA: WHO, WHERE, WHEN

Player	Team	Years
Kyle Alexander	Miami	2019-20
Howard Bayne	Kentucky (ABA)	1967-68
Tom Boerwinkle	Chicago	1968-69 to 1977-78
Jordan Bone	Detroit	2019-20
	Orlando	2020-21
Orb Bowling	Kentucky (ABA)	1967-68
Art Burris	Fort Wayne	1950-51 to 1951-52
Kennedy Chandler	Memphis	2022-23 to Present
Ted Cook	Minneapolis (NBL)	1947-48
Bobby Croft	Kentucky/Texas (ABA)	1970-71
Terry Crosby	Kansas City	1979-80
Dale Ellis	Dallas	1983-84 to 1985-86
	Seattle	1986-87 to 1990-91
	Milwaukee	1990-91 to 1991-92
	San Antonio	1992-93 to 1993-94
	Denver	1994-95 to 1996-97
	Seattle	1997-98 to 1998-99
	Charlotte	1999-00
	Milwaukee	1999-00
	Miami	2000-01
Ernie Grunfeld	Milwaukee	1977-78 to 1978-79
	Kansas City	1979-80 to 1981-82
	New York	1982-83 to 1985-86
Marcus Haislip	Milwaukee	2002-03 to 2004-05
	Indiana	2004-05
	San Antonio	2009-10
Steve Hamer	Boston	1996-97
Tobias Harris	Milwaukee	2011-12 to 2012-13
	Orlando	2012-13 to 2015-16
	Detroit	2015-16 to 2017-18
	Los Angeles Clippers	2017-18 to 2018-19
	Philadelphia 76ers	2018-19 to Present
Marshall Hawkins	Oshkosh (NBL)	1948-49
	Indianapolis	1949-50
Bobby Hogsett	Detroit	1966-67
	Pittsburgh (ABA)	1967-68
Scotty Hopson	Cleveland	2013-14
	Dallas	2017-18
	Oklahoma City	2021-22
Allan Houston	Detroit	1994-95 to 1995-96
	New York	1996-97 to 2004-05
Keon Johnson	Los Angeles Clippers	2021-22
	Portland Trail Blazers	2022 to Present
Reggie Johnson	San Antonio	1980-81 to 1981-82
	Cleveland	1981-82
	Kansas City	1981-82 to 1982-83
	Philadelphia	1982-83
	New Jersey	1983-84
Bernard King	New Jersey	1977-78 to 1978-79
	Utah	1979-80
	Golden State	1980-81 to 1981-82
	New York	1982-83 to 1986-87
	Washington	1987-88 to 1991-92
	New Jersey	1992-93
Len Kosmalksi	Kansas City/Omaha	1974-75
	Kansas City	1975-76
Ian Lockhart	Phoenix	1990-91
Jordan McRae	Phoenix	2015-16
	Cleveland	2015-16 to 2016-17
	Washington	2018-20
	Denver	2020
	Detroit	2020
Dick Mehen	Toledo (NBL)	1947-48
	Waterloo (NBL/NBA)	1948-49 to 1949-50
	Baltimore	1950-51
	Boston	1950-51
	Fort Wayne	1950-51
	Milwaukee	1951-52
Dyron Nix	Indiana	1989-90 to 1990-91
Garland O'Shields	Chicago	1946-47
	Syracuse (NBL)	1947-48
Yves Pons	Memphis	2021-22
Josh Richardson	Miami	2015-16 to 2018-19
	Philadelphia	2019-20
	Dallas	2020-21
	Boston	2021-22
	San Antonio Spurs	2022 to Present

Player	Team	Years
Austin "Red" Robbins	New Orleans (ABA)	1967-68 to 1969-70
	Utah (ABA)	1970-71 to 1971-72
	San Diego (ABA)	1972-73 to 1973-74
	Kentucky (ABA)	1973-74 to 1974-75
	Virginia (ABA)	1974-75
Doug Roth	Washington	1989-90
Admiral Schofield	Washington	2019-20
	Orlando	2021-22 to Present
Jaden Springer	Philadelphia	2021-22 to Present
Jarnell Stokes	Memphis	2014-15 to 2015-16
	Miami	2015-16
	Denver	2016-17
Gene Tormohlen	St. Louis	1962-63 to 1963-64
	St. Louis	1965-66 to 1967-68
	Atlanta	1969-70
Paul "Lefty" Walther	Minneapolis	1949-50
	Indianapolis	1949-50
	Indianapolis	1950-51 to 1953-54
	Fort Wayne	1954-55
Tony White	Chicago	1987-88
	New York	1987-88
	Golden State	1987-88
	New Orleans (ABA)	1967-68
Ron Widby	Golden State	2007-08 to 2009-10
C.J. Watson	Chicago	2010-12
	Brooklyn	2012-13
	Indiana	2013-14 to 2014-15
	Orlando	2015-16 to 2016-17
Grant Williams	Boston	2019-20 to Present
Howard Wood	Utah	1981-82
Vincent Yarbrough	Denver	2002-03



OUTLOOK

PLAYERS

STAFF

REVIEW

RESULTS

RECORDS

HONORS

POSTSEASON

VOLMANAC

MEDIA INFO



■ NBA ALL-STAR

- 1951-52** Paul "Lefty" Walther, G
Indianapolis Olympians
- 1981-82** Bernard King, F
Golden State Warriors
- 1983-84** Bernard King, F
New York Knicks
- 1984-85** Bernard King, F
New York Knicks
- 1988-89** Dale Ellis, F
Seattle Superersonics
- 1990-91** Bernard King, F
Washington Bullets
- 1999-2000** Allan Houston, G
New York Knicks
- 2000-01** Allan Houston, G
New York Knicks

■ ALL-NBA TEAM

- 1981-82** Bernard King, F (2nd Team)
Golden State Warriors
- 1983-84** Bernard King, F (1st Team)
New York Knicks
- 1984-85** Bernard King, F (1st Team)
New York Knicks
- 1988-89** Dale Ellis, F (3rd Team)
Seattle Superersonics
- 1990-91** Bernard King, F (3rd Team)
Washington Bullets

■ NBA FINALS CHAMPION

- 1982-83** Reggie Johnson, F
Philadelphia 76ers
- 2015-16** Jordan McRae, G
Cleveland Cavaliers

■ NBA MOST IMPROVED PLAYER

- 1986-87** Dale Ellis, F
Seattle Superersonics

■ NBA PLAYER OF THE MONTH

- Jan. 1981** Bernard King, F
Golden State Warriors
- Jan. 1984** Bernard King, F
New York Knicks

■ NBA ROOKIE OF THE MONTH

- Mar. 2016** Josh Richardson, G
Miami Heat

■ NBA PLAYER OF THE WEEK

- 1/4/1981** Bernard King, F
Golden State Warriors
- 12/20/1981** Bernard King, F
Golden State Warriors
- 2/5/1984** Bernard King, F
New York Knicks
- 11/25/1984** Bernard King, F
New York Knicks
- 1/31/1988** Bernard King, F
Washington Bullets
- 1/8/1989** Dale Ellis, F
Seattle Superersonics
- 1/13/1991** Bernard King, F
Washington Bullets
- 11/17/1996** Dale Ellis, F
Denver Nuggets
- 2/16/2003** Allan Houston, G
New York Knicks
- 1/13/2020** Josh Richardson, G
Philadelphia 76ers
- 1/4/2021** Tobias Harris, F
Philadelphia 76ers

■ NBA STATISTICAL CHAMPION

- 1970-71** Tom Boerwinkle, C
Chicago Bulls
Total Rebound Percentage: 22.6
- 1984-85** Bernard King, F
New York Knicks
Points Per Game: 32.9
- 1986-87** Dale Ellis, F
Seattle Superersonics
3-Point FG Attempts: 240
- 1997-98** Dale Ellis, F
Seattle Superersonics
3-Point FG Percentage: .464
Effective FG Percentage: .588
- 2002-03** Allan Houston, G
New York Knicks
Free-Throw Percentage: .919

■ ABA ALL-STAR

- 1967-68** Austin "Red" Robbins, F/C
New Orleans Buccaneers
- 1968-69** Austin "Red" Robbins, F/C
New Orleans Buccaneers
- 1969-70** *Austin "Red" Robbins, F/C
New Orleans Buccaneers
- 1970-71** Austin "Red" Robbins, F/C
Utah Stars
- * injured, did not play*

■ ALL-ABA TEAM

- 1968-69** Austin Robbins, F/C (2nd Team)
New Orleans Buccaneers
- 1969-70** Austin Robbins, F/C (2nd Team)
New Orleans Buccaneers

■ ABA FINALS CHAMPION

- 1970-71** Austin "Red" Robbins, F/C
Utah Stars

■ ABA FINALS CHAMPION

- 1970-71** Austin "Red" Robbins, F/C
Utah Stars

■ ALL-NBL TEAM

- 1948-49** Dick Mehen, F/C
Waterloo Hawks

■ NBL STATISTICAL CHAMPION

- 1948-49** Dick Mehen, F/C
Waterloo Hawks
Total Field Goals: 315



Jordan McRae won an NBA Finals Championship with the Cleveland Cavaliers in 2015-16.

LOWELL BLANCHARD MOST IMPROVED

The Lowell Blanchard Award is given to the Tennessee player who has demonstrated the most improvement during the season. The award is named after Lowell Blanchard, who joined with John Ward to broadcast UT basketball games in the 1960s. An early pioneer of country music, Blanchard gained fame when he hosted the Mid-Day Merry-Go-Round and the Tennessee Barn Dance on WNOX in Knoxville.

- 1963 A.W. Davis
- 1964 Larry McIntosh
- 1965 Pat Robinette
- 1966 Jim Cornwall
- 1967 Tom Boerwinkle
- 1968 Bill Hann
- 1969 Don Johnson
- 1970 Dickie Johnston
- 1971 Lloyd Richardson
- 1972 Steve Hirschorn
- 1973 Mike Edwards
- 1974 Len Kosmalski
- 1975 Doug Ashworth
- 1976 Mike Jackson
- 1977 Terry Crosby
- 1978 Bert Bertelkamp
- 1979 Terry Crosby
- 1980 Howard Wood
- 1981 Dale Ellis
- 1982 Michael Brooks
- 1983 Tyrone Harper
- 1984 Rob Jones
- 1985 Anthony Richardson
- 1986 Tony White
- 1987 Doug Roth
- 1988 Ian Lockhart
- 1989 Doug Roth
- 1990 Ronnie Reese
- 1991 Lang Wiseman
- 1992 Carlus Groves
- 1993 Corey Allen
- 1994 No Recipient
- 1995 Shane Carnes
- 1996 Aaron Green
- 1997 C.J. Black
- 1998 Rashard Lee
- 1999 Isiah Victor
- 2000 Vincent Yarbrough
- 2001 Del Baker
- 2002 Jon Higgins
- 2003 Marcus Haislip
- 2004 Brandon Crump
- 2005 Major Wingate
- 2006 Chris Lofton
- 2007 JaJuan Smith
- 2008 Major Wingate
- 2009 Ryan Childress
- 2010 JaJuan Smith
- 2011 Wayne Chism
- 2012 Brian Williams
- 2013 Steven Pearl
- 2014 Josh Bone
- 2015 Yemi Makanjuola
- Armani Moore
- Josh Richardson
- Derek Reese

BURCHFIELD-MOSS MOST COURAGEOUS

Named in honor of Ricky Burchfield and David Moss, the Most Courageous Award goes to the Vol who displays the most courage and desire to overcome any obstacle in his way. The award is named after Ricky Burchfield, a young fan that was afflicted by Leukemia and was adopted by the 1969 Vol squad, and player David Moss, who lost a leg due to cancer in 1975.

- 1972 John Snow
- 1973 Rodney Woods
- 1974 David Moss
- 1975 Rodney Woods
- 1976 Doug Ashworth
- 1977 Ernie Grunfeld
- 1978 Terry Crosby
- 1979 Howard Wood
- 1980 Gary Carter
- 1981 Steve Ray
- 1982 Steve Ray
- 1983 Tyrone Beaman
- 1984 Tyrone Beaman
- 1985 Myron Carter
- 1986 Mark Griffin
- 1987 Fred Jenkins
- 1988 Mark Griffin
- 1989 Mark Griffin
- 1990 Carlus Groves
- 1991 Gannon Goodson
- 1992 Daryl Milson
- 1993 Steve Hamer
- 1994 No Recipient
- 1995 No Recipient
- 1996 Shane Williams
- 1997 Damon Johnson
- 1997 Torrey Harris
- 1998 Aaron Green
- 1999 Aaron Green
- 2000 Jenis Grindstaff
- 2001 Charles Hathaway
- 2002 Jenis Grindstaff
- 2003 Ron Slay
- 2004 Dane Bradshaw
- 2005 C.J. Watson
- 2006 Jordan Howell
- 2007 Chris Lofton
- 2008 Tyler Smith
- 2009 Emmanuel Negedu
- 2010 Tanner Wild
- 2010 Chad Newman (trainer)
- 2011 Michael Hubert
- 2012 Jarnell Stokes
- 2013 Skylar McBee
- 2014 Jeronne Maymon
- 2015 Armani Moore

TEAM BEFORE SELF

- 1959 Don Reeverts
- 1960 Dalen Showalter
- 1961 Bobby Carter
- 1962 Tommy Wilson
- 1963 Jerry Parker
- 1964 Sid Elliott
- 1965 Pat Robinette
- 1966 Jim Cornwall
- 1967 Tom Hendrix
- 1968 Tom Hendrix
- Bill Hann
- Bill Hann
- 1969 Rudy Kinard
- 1970 Jim Woodall
- 1971 Steve Hirschorn
- 1972 Rodney Woods
- 1973 Rodney Woods
- 1974 Rodney Woods
- 1975 Rodney Woods
- 1976 Johnny Darden
- 1977 Ernie Grunfeld
- 1978 Johnny Darden
- 1979 Reggie Johnson
- 1980 Bert Bertelkamp
- 1981 Steve Ray
- 1982 Steve Ray
- 1983 Willie Burton
- 1984 Rob Jones
- 1985 Fred Jenkins
- 1986 Rob Jones
- 1987 Fred Jenkins
- 1988 Clarence Swearingen
- 1989 No Recipient
- 1990 Ian Lockhart
- 1991 No Recipient
- 1992 Michael Curry
- 1993 LaMarcus Golden
- 1994 No Recipient
- 1995 Damon Johnson
- 1996 Shane Williams
- 1997 Charles Hathaway
- 1998 Anthony Sewell
- 1999 Torrey Harris
- 2000 C.J. Black
- 2001 Marcus Haislip
- 2002 Jon Higgins
- 2003 Zach Turner
- 2004 Justin Albrecht
- 2005 Dane Bradshaw
- 2006 Dane Bradshaw
- 2007 Jordan Howell
- Ramar Smith
- Chris Lofton
- 2008 Scotty Hopson
- 2009 Renaldo Woolridge
- Josh Bone
- 2010 John Fields
- 2011 Brandon Lopez
- 2012 Kenny Hall
- 2013 D'Montre Edwards
- 2014 Josh Richardson
- 2015

IRON VOL STRENGTH AWARD

- 2006 Dane Bradshaw
- 2007 Ryan Childress
- 2008 Chris Lofton
- Jordan Howell
- 2009 Wayne Chism
- 2010 Wayne Chism
- Kenny Hall
- Skylar McBee
- Steven Pearl
- Melvin Goins
- 2011 Jeronne Maymon
- 2012 Rob Murphy
- 2013 A.J. Davis
- 2014 Galen Campbell
- 2015

WADE HOUSTON LEADERSHIP AWARD

Conceptualized by head coach Rick Barnes—along with input from Allan Houston, Wade's son—the award is presented annually following the completion of Tennessee's basketball season to the team member who best exemplified leadership, a team-first approach and exemplary work ethic.

- 2019 Admiral Schofield
- 2020 Yves Pons
- 2021 Josiah-Jordan James
- 2022 Josiah-Jordan James

HISTORICAL TEAM HONORS

A "Team MVP Award" was presented from 1964-2005; A "Tennessee Thoroughbred Award" was presented to the player who made the biggest impact on team spirit and squad morale from 1964-90; A "Coach's Award" was presented from 1972-2010; And from 1964-2005, individual awards were presented for best free-throw percentage, most total rebounds and most total assists.

OUTLOOK

PLAYERS

STAFF

REVIEW

RESULTS

RECORDS

HONORS

POSTSEASON

VOLMANAC

MEDIA INFO





JUST DO IT.

ENGINEERED TO THE
EXACT SPECIFICATIONS OF
TENNESSEE
CHAMPIONSHIP ATHLETES





POSTSEASON

ALL-TIME SEC TOURNAMENT RESULTS

Year	Site	UT Seed	Opponent	Result
1933	Atlanta	--	Georgia Tech	W, 30-24
	Atlanta	--	LSU	L, 43-55
1934	Atlanta	--	Auburn	W, 43-26
	Atlanta	--	LSU	W, 42-35
	Atlanta	--	Alabama	L, 26-29
1935	No Tournament			
1936	Knoxville	--	Auburn	W, 43-25
	Knoxville	--	Kentucky	W, 39-28
	Knoxville	--	Alabama*	W, 29-25
1937	Knoxville	--	Georgia	W, 35-11
	Knoxville	--	Alabama	W, 42-25
	Knoxville	--	Kentucky*	L, 25-39
1938	Baton Rouge	--	Miss. State	W, 41-34
	Baton Rouge	--	Ole Miss	L, 40-45
1939	Knoxville	--	Auburn	W, 49-35
	Knoxville	--	Vanderbilt	W, 39-36
	Knoxville	--	Kentucky*	L, 38-46
1940	Knoxville	--	Georgia Tech	W, 55-43
	Knoxville	--	Florida	W, 42-32
	Knoxville	--	Kentucky	L, 29-30
1941	Louisville	--	Miss. State	W, 35-29
	Louisville	--	Georgia	W, 41-39
	Louisville	--	Florida	W, 47-26
	Louisville	--	Kentucky*	W, 36-33
1942	Louisville	--	Georgia	W, 62-50
	Louisville	--	Miss. State	W, 50-40
	Louisville	--	Alabama	L, 18-21
1943	Louisville	--	Vanderbilt	W, 41-31
	Louisville	--	LSU	W, 52-34
	Louisville	--	Kentucky*	W, 33-30
1944	No Team (WWII)			
1945	Louisville	--	Ole Miss	W, 59-37
	Louisville	--	Auburn	W, 56-24
	Louisville	--	Georgia Tech	W, 41-37
	Louisville	--	Kentucky*	L, 35-39
1946	Louisville	--	Vanderbilt	W, 46-32
	Louisville	--	Alabama	L, 24-35
1947	Louisville	--	Georgia	W, 58-45
	Louisville	--	Tulane	L, 41-47
1948	Louisville	--	Miss. State	W, 73-52
	Louisville	--	Ole Miss	W, 81-62
	Louisville	--	Kentucky	L, 47-70
1949	Louisville	--	Miss. State	W, 73-46
	Louisville	--	Ole Miss	W, 74-49
	Louisville	--	Kentucky	L, 44-83
1950	Louisville	--	Georgia Tech	W, 63-56
	Louisville	--	Vanderbilt	W, 50-44
	Louisville	--	LSU	W, 81-79 ot
	Louisville	--	Kentucky*	L, 58-95
1951	Louisville	--	Vanderbilt	L, 52-88
1952	Louisville	--	Alabama	W, 61-60
	Louisville	--	Kentucky	L, 66-81
1953-78	No Tournament			
1979	Birmingham	2	Auburn (9)	W, 75-64
	Birmingham	2	Kentucky* (6)	W, 75-69 ot
1980	Birmingham	4	Ole Miss (5)	L, 74-76
1981	Birmingham	3	Ole Miss (6)	L, 72-81
1982	Lexington	2	Vanderbilt (7)	W, 57-54
	Lexington	2	Alabama (3)	L, 50-56
1983	Birmingham	7	Florida (10)	W, 78-62
	Birmingham	7	LSU (2)	W, 74-71
	Birmingham	7	Georgia (6)	L, 60-79
1984	Nashville	6	Florida (3)	W, 80-74 ot
	Nashville	6	Auburn (2)	L, 58-60
1985	Birmingham	7	Vanderbilt (10)	W, 71-51
	Birmingham	7	Georgia (2)	L, 61-67
1986	Lexington	8	Ole Miss (9)	L, 56-73
1987	Atlanta	8	Vanderbilt (9)	W, 74-57
	Atlanta	8	Alabama (1)	L, 60-68
1988	Baton Rouge	6	Florida (3)	L, 60-69
1989	Knoxville	5	LSU (4)	W, 95-77
	Knoxville	5	Florida (1)	L, 71-76

Year	Site	UT Seed	Opponent	Result
1990	Orlando	4	Ole Miss (5)	L, 86-87
1991	Nashville	9	Ole Miss (8)	W, 94-85
	Nashville	9	Miss. State (1)	W, 87-70
	Nashville	9	Georgia (5)	W, 85-65
	Nashville	9	Alabama* (3)	L, 69-88
1992	Birmingham	E3	South Carolina (E6)	W, 70-63
	Birmingham	E3	LSU (W2)	L, 89-99
1993	Lexington	E6	Auburn (W3)	W, 78-76
	Lexington	E6	Kentucky (E2)	L, 40-101
1994	Memphis	E6	Miss. State (W3)	L, 69-73
1995	Atlanta	E6	Alabama (W3)	L, 43-55
1996	New Orleans	E6	Alabama (W3)	W, 77-65
	New Orleans	E6	Georgia (E2)	L, 63-74
1997	Memphis	E6	Auburn (W3)	L, 54-67
1998	Atlanta	E3	LSU (W6)	W, 72-65
	Atlanta	E3	Arkansas (W2)	L, 96-102
1999	Atlanta	E1	Miss. State (W4)	L, 56-62
2000	Atlanta	E1	South Carolina (E5)	L, 68-75
2001	Nashville	E4	Auburn (W5)	W, 73-66
	Nashville	E4	Ole Miss (W1)	L, 73-86
2002	Atlanta	E4	Arkansas (W5)	W, 68-61
	Atlanta	E4	Alabama (W1)	L, 72-91
2003	New Orleans	E3	Auburn (W2)	L, 53-66
2004	Atlanta	E6	Alabama (W3)	L, 49-84
2005	Atlanta	E5	Arkansas (W4)	W, 65-46
	Atlanta	E5	Kentucky (E1)	L, 76-62
2006	Nashville	E1	South Carolina (E5)	L, 71-79
2007	Atlanta	E3	LSU (W6)	L, 67-76 ot
2008	Atlanta	E1	South Carolina (E5)	W, 89-87
	Atlanta	E1	Arkansas (W2)	L, 91-92
2009	Tampa	E1	Alabama (W4)	W, 86-62
	Tampa	E1	Auburn (W2)	W, 94-85
	Tampa	E1	Miss. State* (W3)	L, 61-64
2010	Nashville	E3	LSU (W6)	W, 59-49
	Nashville	E3	Ole Miss (W2)	W, 76-65
	Nashville	E3	Kentucky (E1)	L, 45-74
2011	Atlanta	E5	Arkansas (W4)	W, 74-68
	Atlanta	E5	Florida (E1)	L, 74-85
2012	New Orleans	2	Ole Miss (7)	L, 72-77
2013	Nashville	5	Mississippi State (13)	W, 69-53
	Nashville	5	Alabama (4)	L, 48-58
2014	Atlanta	4	South Carolina (13)	W, 59-44
	Atlanta	4	Florida (1)	L, 49-56
2015	Nashville	10	Vanderbilt (7)	W, 67-61
	Nashville	2	Arkansas (2)	L, 72-80
2016	Nashville	12	Auburn (13)	W, 97-59
	Nashville	12	Vanderbilt (5)	W, 67-65
	Nashville	12	LSU (5)	L, 75-84
2017	Nashville	9	Georgia (8)	L, 57-59
2018	St Louis	2	Mississippi State (7)	W, 62-59
	St Louis	2	Arkansas (6)	W, 84-66
	St Louis	2	Kentucky* (4)	L, 72-77
2019	Nashville	3	Mississippi State (6)	W, 83-76
	Nashville	3	Kentucky (2)	W, 82-78
	Nashville	3	Auburn* (5)	L, 64-84
2020	No Tournament (COVID-19 pandemic)			
2021	Nashville	4	Florida (5)	W, 78-66
	Nashville	4	Alabama (1)	L, 68-73
2022	Tampa	2	Mississippi State (10)	W, 72-59
	Tampa	2	Kentucky (3)	W, 69-62
	Tampa	2	Texas A&M* (8)	W, 65-50

*Championship Game

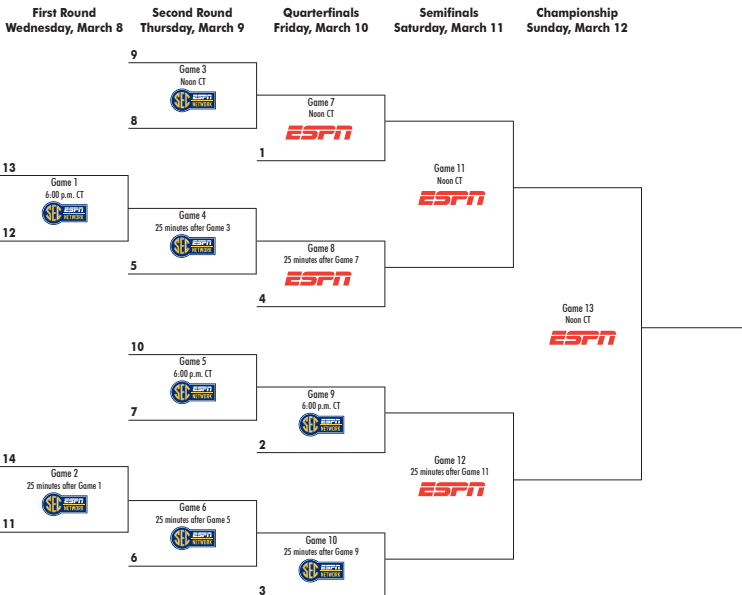
From 1933-52 the winner of the tournament was declared the league champion, except for 1935. The tournament did not take place from 1953-78 but was restarted in 1979 to determine the league's representative in the NCAA Tournament.

vs. OPPONENTS IN SEC TOURNAMENT

Alabama 5-11 1934 L 26-29 1936 W 29-25* 1937 W 42-25 1942 L 18-21 1946 L 24-35 1952 W 61-60 1982 L 50-56 1987 L 60-68 1991 L 69-88* 1995 L 43-55 1996 W 77-65 2002 L 72-91 2004 L 49-84 2009 W 86-62 2013 L 48-58 2021 L 68-73	Auburn 9-4 1934 W 43-26 1936 W 43-25 1939 W 49-35 1945 W 56-24 1979 W 75-64 1984 L 58-60 1993 W 78-76 1997 L 54-67 2001 W 73-66 2003 L 53-66 2009 W 94-85 2016 W 97-59 2019 L 64-84*	Georgia Tech⁴ 4-0 1933 W 30-24 1940 W 55-43 1945 W 41-37 1950 W 63-56	Mississippi St. 10-3 1938 W 41-34 1941 W 35-29 1942 W 50-40 1948 W 73-52 1949 W 73-46 1991 W 87-70 1994 L 69-73 1999 L 56-62 2009 L 61-64* 2013 W 69-53 2018 W 62-59 2019 W 83-76 2022 W 72-59	Texas A&M 1-0 2022 W 65-50*	
Arkansas 4-3 1998 L 96-102 2002 W 68-61 2005 W 65-46 2008 L 91-92 2011 W 74-68 2015 L 72-80 2018 W 84-66	Florida 5-4 1940 W 42-32 1941 W 47-26 1983 W 78-62 1989 L 71-76 1988 L 60-69 1984 W 80-74 OT 2011 L 74-85 2014 L 49-56 2021 W 78-66	Kentucky 6-12 1936 W 39-28 1937 L 25-39* 1939 L 38-46* 1940 L 29-30* 1941 W 36-33* 1943 W 33-30* 1945 L 35-39* 1948 L 47-70 1949 L 44-83 1950 L 58-95* 1952 L 66-81 1979 W 75-69* OT 1993 L 40-101 2005 L 62-76 2010 L 45-74 2018 L 72-77* 2019 W 82-78 2022 W 69-62	Missouri 0-0 No meetings	Tulane 0-1 1947 L 41-47	
	Georgia 5-4 1937 W 35-11 1941 W 41-39 1942 W 62-50 1947 W 58-45 1983 L 60-79 1985 L 61-67 1991 W 85-65 1996 L 63-74 2017 L 57-59	LSU 7-4 1933 L 43-55 1934 W 42-35 1943 W 52-34 1950 W 81-79 OT 1983 W 74-71 1989 W 95-77 1992 L 89-99 1998 W 72-65 2007 L 67-76 OT 2010 W 59-49 2016 L 75-84	Missouri 0-0 No meetings	Ole Miss 5-7 1938 L 40-45 1945 W 59-37 1948 W 81-62 1949 W 74-49 1980 L 74-76 1981 L 72-81 1986 L 56-73 1990 L 86-87 1991 W 94-85 2001 L 73-86 2010 W 76-65 2012 L 72-77 OT	Vanderbilt 9-1 1939 W 39-36 1943 W 41-31 1946 W 46-32 1950 W 50-44 1951 L 52-88 1982 W 57-54 1985 W 71-51 1987 W 74-57 2015 W 67-61 2016 W 67-65

* Championship Game
 ^ Former SEC Member

March 8-12, 2023 • Bridgestone Arena • Nashville, TN



ALL-TIME NCAA TOURNAMENT RESULTS

Year	Date	Region	Site	Round	UT Seed	Opponent	Result
1967	3/17	Midwest	Evanston, Ill.	RS (16)		Dayton	L, 52-53
	3/18	Midwest	Evanston, Ill.	RC		Indiana	L, 44-51
1976	3/13	East	Charlotte, N.C.	1st (32)		VMI	L, 75-81
1977	3/13	Midwest	Baton Rouge, La.	1st (32)		Syracuse	L, 88-93 OT
1979	3/9	Midwest	Murfreesboro, Tenn.	1st (40)	8	#9 Eastern Kentucky	W, 97-81
	3/11	Midwest	Murfreesboro, Tenn.	2nd (32)	8	#1 Notre Dame	W, 67-73
1980	3/6	East	Greensboro, N.C.	1st (48)	7	#10 Furman	W, 80-69
	3/8	East	Greensboro, N.C.	2nd (32)	7	#2 Maryland	L, 75-86
1981	3/15	East	Charlotte, N.C.	2nd* (32)	4	#5 VCU	W, 58-56 OT
	3/19	East	Atlanta, Ga.	RS (16)	4	#1 Virginia	L, 48-62
1982	3/12	Midwest	Indianapolis, Ind.	1st (48)	9	#8 SW Louisiana	W, 61-57
	3/14	Midwest	Indianapolis, Ind.	2nd (32)	9	#1 Virginia	L, 51-54
1983	3/18	Midwest	Evansville, Ind.	1st (48)	8	#9 Marquette	W, 57-56
	3/20	Midwest	Evansville, Ind.	2nd (32)	8	#1 Louisville	L, 57-70
1989	3/16	East	Greensboro, N.C.	1st (64)	10	#7 West Virginia	L, 68-84
1998	3/12	West	Sacramento, Calif.	1st (64)	8	#9 Illinois State	L, 81-82 OT
1999	3/12	East	Charlotte, N.C.	1st (64)	4	#13 Delaware	W, 62-52
	3/14	East	Charlotte, N.C.	2nd (32)	4	#12 SW Missouri State	L, 51-81
2000	3/17	South	Birmingham, Ala.	1st (64)	4	#13 Louisiana-Lafayette	W, 63-58
	3/19	South	Birmingham, Ala.	2nd (32)	4	#5 Connecticut	W, 65-51
	3/24	South	Austin, Texas	RS (16)	4	#8 North Carolina	L, 69-74
2001	3/16	Midwest	Dayton, Ohio	1st (64)	8	#9 Charlotte	L, 63-70
2006	3/16	Washington D.C.	Greensboro, N.C.	1st (64)	2	#15 Winthrop	W, 63-61
	3/18	Washington D.C.	Greensboro, N.C.	2nd (32)	2	#7 Wichita State	L, 73-80
2007	3/16	South	Columbus, Ohio	1st (64)	5	#12 Long Beach State	W, 121-86
	3/18	South	Columbus, Ohio	2nd (32)	5	#4 Virginia	W, 77-74
	3/22	South	San Antonio, Texas	RS (16)	5	#1 Ohio State	L, 84-85
2008	3/21	East	Birmingham, Ala.	1st (64)	2	#15 American	W, 72-57
	3/23	East	Birmingham, Ala.	2nd (32)	2	#7 Butler	W, 76-71 OT
	3/27	East	Charlotte, N.C.	RS (16)	2	#3 Louisville	L, 60-79
2009	3/20	East	Dayton, Ohio	1st (64)	9	#8 Oklahoma State	L, 75-77
2010	3/18	Midwest	Providence, R.I.	1st (64)	6	#11 San Diego State	W, 62-59
	3/20	Midwest	Providence, R.I.	2nd (32)	6	#14 Ohio	W, 83-68
	3/26	Midwest	St. Louis, Mo.	RS (16)	6	#2 Ohio State	W, 76-73
	3/28	Midwest	St. Louis, Mo.	RF (8)	6	#5 Michigan State	L, 69-70
2011	3/18	West	Charlotte, N.C.	2nd (64)	9	#8 Michigan	L, 45-75
2014	3/19	Midwest	Dayton, Ohio	1st (68)	11	#11 Iowa	W, 78-65 OT
	3/21	Midwest	Raleigh, N.C.	2nd (64)	11	#6 Massachusetts	W, 86-67
	3/23	Midwest	Raleigh, N.C.	3rd (32)	11	#14 Mercer	W, 83-63
	3/28	Midwest	Indianapolis, Ind.	RS (16)	11	#2 Michigan	L, 71-73
2018	3/15	South	Dallas, Texas	1st (68)	3	#14 Wright State	W, 73-47
	3/17	South	Dallas, Texas	2nd (32)	3	#11 Loyola-Chicago	L, 62-63
2019	3/22	South	Columbus, Ohio	1st (64)	2	#15 Colgate	W, 77-70
	3/24	South	Columbus, Ohio	2nd (32)	2	#10 Iowa	W, 83-77 OT
	3/18	South	Louisville, Ky.	RS (16)	2	#3 Purdue	L, 94-99 OT
2021	3/19	Midwest	Indianapolis, Ind.	1st (64)	5	#12 Oregon State	L, 56-70
2022	3/17	South	Indianapolis, Ind.	1st (64)	3	#14 Longwood	W, 88-56
	3/19	South	Indianapolis, Ind.	2nd (32)	3	#11 Michigan	L, 68-76

RECORD: 23-25

* Received First Round Bye

The NCAA began seeding the tournament in 1979

RS=Regional Semifinal (aka: Sweet Sixteen); RF=Regional Final (aka: Elite Eight); RC=Regional Consolation

ALL-TIME NIT RESULTS

Year	Date	Site	Round	Opponent	Result	Year	Date	Site	Round	Opponent	Result
1945	3/17	New York	Quarterfinals	Rhode Island	L, 44-51	1988	3/18	Murfreesboro	First Round	Middle Tennessee	L, 80-85
1969	3/14	New York	First Round	Rutgers	W, 67-51	1990	3/14	Memphis	First Round	Memphis State	W, 73-71
	3/17	New York	Quarterfinals	Ohio	W, 75-64	3/19	Nashville	Second Round	Vanderbilt	L, 85-89	
	3/20	New York	Semifinal	Temple	L, 58-63	1992	3/18	Knoxville	First Round	UAB	W, 71-68
	3/22	New York	Third Place	Army	W, 64-52	3/23	Charlottesville, Va.	Second Round	Virginia	L, 52-77	
1971	3/20	New York	First Round	St. John's	W, 84-83 OT	1996	3/13	Knoxville	First Round	College of Charleston	L, 49-55
	3/22	New York	Quarterfinals	Duke	L, 64-78	2003	3/18	Knoxville	First Round	Georgetown	L, 60-70
1984	3/14	Knoxville	First Round	St. Peter's	W, 54-50	2004	3/17	Fairfax, Va.	First Round	George Mason	L, 55-58
	3/19	Knoxville	Second Round	Chattanooga	W, 68-66	2012	3/13	Knoxville	First Round	Savannah State	W, 65-51
	3/23	Blacksburg, Va.	Third Round	Virginia Tech	L, 68-72	3/19	Knoxville	Second Round	Middle Tennessee	L, 64-71	
1985	3/14	Cookeville, Tenn.	First Round	Tennessee Tech	W, 65-62	2013	3/20	Knoxville	First Round	Mercer	L, 67-75
	3/20	Knoxville	Second Round	SW Louisiana	W, 73-72						
	3/23	Knoxville	Third Round	Virginia	W, 61-54						
	3/27	New York	Semifinal	Indiana	L, 67-74						
	3/29	New York	Third Place	Louisville	W, 100-84						

RECORD: 13-13

NCAA TOURNAMENT SUPERLATIVES

Appearances: 24

Overall Record: 23-25 (.479)

First Round Record: 14-7 (.667)

Second Round Record: 7-9 (.438)

Third Round Record: 1-0 (1.000)

Regional Semifinal Record (Sweet Sixteen): 1-7 (.125)

Regional Final Record (Elite Eight): 0-1 (.000)

Regional Consolation Record: 0-1 (.000)

vs. Opponents (Year)

1-0 vs. American (2008)

1-0 vs. Butler (2008)

0-1 vs. Charlotte (2001)

1-0 vs. Colgate (2019)

1-0 vs. Connecticut (2000)

0-1 vs. Dayton (1967)

1-0 vs. Delaware (1999)

1-0 vs. Eastern Kentucky (1979)

1-0 vs. Furman (1980)

0-1 vs. Illinois State (1998)

0-1 vs. Indiana (1967)

2-0 vs. Iowa (2014, 2019)

1-0 vs. Long Beach State (2007)

1-0 vs. Longwood (2022)

2-0 vs. Louisiana-Lafayette (1982*, 2000)

0-2 vs. Louisville (1983, 2008)

0-1 vs. Loyola-Chicago (2018)

1-0 vs. Marquette (1983)

0-1 vs. Maryland (1980)

1-0 vs. Massachusetts (2014)

1-0 vs. Mercer (2014)

0-3 vs. Michigan (2011, 2014, 2022)

0-1 vs. Michigan State (2010)

0-1 vs. North Carolina (2000)

0-1 vs. Notre Dame (1979)

1-0 vs. Ohio (2010)

1-1 vs. Ohio State (2010)

0-1 vs. Oklahoma State (2009)

0-1 vs. Oregon State (2021)

0-1 vs. Purdue (2019)

1-0 vs. San Diego State (2010)

0-1 vs. Southwest Missouri State (1999)

0-1 vs. Syracuse (1977)

1-0 vs. Virginia Commonwealth (1981)

1-2 vs. Virginia (1981, 1982, 2007)

0-1 vs. VMI (1976)

0-1 vs. West Virginia (1989)

0-1 vs. Wichita State (2006)

1-0 vs. Winthrop (2006)

1-0 vs. Wright State (2018)

At City Sites (Years)

0-1 at Atlanta, Ga. (1981)

0-1 at Austin, Texas (2000)

0-1 at Baton Rouge, La. (1977)

4-0 at Birmingham, Ala. (2000, 2008)

2-4 at Charlotte, N.C. (1976, 1981, 1999, 2008, 2011)

4-0 at Columbus, Ohio (2007, 2019)

1-1 at Dallas, Texas (2018)

1-2 at Dayton, Ohio (2001, 2009, 2014)

0-2 at Evanston, Ill. (1967)

1-1 at Evansville, Ind. (1983)

2-3 at Greensboro, N.C. (1980, 1989, 2006)

2-4 at Indianapolis, Ind. (1982, 2014, 2021, 2022)

0-1 at Louisville, Ky. (2019)

1-1 at Murfreesboro, Tenn. (1979)

2-0 at Providence, R.I. (2010)

2-0 at Raleigh, N.C. (2014)

0-1 at Sacramento, Calif. (1998)

0-1 at San Antonio, Texas (2007)

1-1 at St. Louis, Mo. (2010)

vs. Seed	W-L	Most Recent Opponent (Year)
1	0-5	Ohio State (2007)
2	1-2	Michigan (2014)
3	0-2	Purdue (2019)
4	1-0	Virginia (2007)
5	2-1	Michigan State (2010)
6	1-0	Massachusetts (2014)
7	1-2	Butler (2008)
8	1-3	Michigan (2011)
9	2-2	Charlotte (2001)
10	2-0	Iowa (2019)
11	2-2	Michigan (2022)
12	1-2	Oregon State (2021)
13	2-0	Louisiana-Lafayette (2000)
14	4-0	Longwood (2022)
15	3-0	Colgate (2019)

As Seed	W-L	Years
2	5-3	2006, 2008, 2019
3	2-2	2018, 2022
4	4-3	1981, 1999, 2000
5	2-2	2007, 2021
6	3-1	2010
7	1-1	1980
8	2-4	1979, 1983, 1998, 2001
9	1-3	1982, 2009, 2011
10	0-1	1989
11	3-1	2014

OUTLOOK

PLAYERS

STAFF

REVIEW

RESULTS

RECORDS

HONORS

POSTSEASON

VOLMANAC

MEDIA INFO



TEAM RECORDS

POINTS

NCAA: 121 vs. Long Beach State (3/16/07)
 NIT: 100 vs. Louisville (3/29/85)
 SEC: 97 vs. Auburn (3/9/16)

FIELD GOALS MADE

NCAA: 43 vs. Long Beach State (3/16/07)
 NIT: 33 vs. Vanderbilt (3/19/90)
 33 vs. Middle Tennessee State (3/18/88)
 SEC: 36 vs. Ole Miss (3/7/91)

FIELD GOAL ATTEMPTS

NCAA: 79 vs. Illinois State (3/12/77)
 NIT: 74 vs. Middle Tennessee State (3/18/88)
 SEC: 75 vs. LSU (3/13/92)

FIELD GOAL PERCENTAGE

NCAA: 58.9 (43-73) vs. Long Beach State (3/16/07)
 NIT: 55.8 (29-52) vs. Louisville (3/29/85)
 SEC: 60.4 (29-48) vs. Mississippi State (3/8/91)

3-PT FIELD GOALS MADE

NCAA: 16 vs. Ohio State (3/22/07)
 NIT: 8 vs. Vanderbilt (3/19/90)
 SEC: 11 vs. Auburn (3/9/16)
 11 vs. Mississippi (3/9/12)
 11 vs. Arkansas (3/15/08)
 11 vs. South Carolina (3/10/06)

3-PT FIELD GOAL ATTEMPTS

NCAA: 33 vs. Oklahoma State (3/20/09)
 NIT: 24 vs. Mercer (3/20/13)
 SEC: 34 vs. Mississippi (3/9/12)

3-PT FIELD GOAL PERCENTAGE

NCAA: 58.3 (14-24) vs. Longwood (3/17/22)
 NIT: 40.0 (4-10) vs. Savannah State (3/13/12)
 40.0 (8-20) vs. Vanderbilt (3/19/90)
 SEC: 85.7 (6-7) vs. Georgia (3/9/91)

FREE THROWS MADE

NCAA: 25 vs. Eastern Kentucky (3/9/79)
 NIT: 42 vs. Louisville (3/29/85)
 SEC: 26 vs. Mississippi State (3/8/91)

FREE THROW ATTEMPTS

NCAA: 33 vs. Eastern Kentucky (3/9/79)
 NIT: 51 vs. Louisville (3/29/85)
 SEC: 37 vs. Mississippi State (3/8/91)
 37 vs. LSU (3/10/89)

FREE THROW PERCENTAGE

NCAA: 92.9 (13-14) vs. Maryland (3/8/80)
 NIT: 88.1 (37-42) vs. Ohio (3/17/69)
 SEC: 93.3 (14-15) vs. Alabama (3/10/91)

OFFENSIVE REBOUNDS

NCAA: 20 vs. Ohio State (3/26/10)
 20 vs. Illinois State (3/12/98)
 NIT: 18 vs. Memphis State (3/14/90)
 SEC: 22 vs. Arkansas (3/10/05)

DEFENSIVE REBOUNDS

NCAA: 32 vs. Delaware (3/12/99)
 NIT: 34 vs. Savannah State (3/13/12)
 SEC: 33 vs. LSU (3/10/89)

TOTAL REBOUNDS

NCAA: 53 vs. Eastern Kentucky (3/9/79)
 NIT: 49 vs. Memphis State (3/14/90)
 SEC: 52 vs. LSU (3/10/89)

PERSONAL FOULS

NCAA: 29 vs. Furman (3/6/80)
 29 vs. Notre Dame (3/11/79)
 NIT: 27 vs. Middle Tennessee State (3/18/88)
 SEC: 33 vs. Ole Miss (3/5/81)

ASSISTS

NCAA: 29 vs. Longwood (3/17/22)
 NIT: 17 vs. Louisville (3/29/85)
 SEC: 27 vs. South Carolina (3/14/08)

TURNOVERS (LOW)

NCAA: 6 vs. Long Beach State (3/16/07)
 NIT: 7 vs. Virginia (3/23/85)
 SEC: 6 vs. Vanderbilt (3/4/82)

TURNOVERS (HIGH)

NCAA: 26 vs. Syracuse (3/13/77)
 NIT: 25 vs. Memphis State (3/14/90)
 SEC: 30 vs. Kentucky (3/12/93)

BLOCKS

NCAA: 8 vs. Michigan (3/28/14)
 NIT: 9 vs. Georgetown (3/18/03)
 SEC: 9 vs. Ole Miss (3/9/01)
 9 vs. LSU (3/5/98)

STEALS

NCAA: 13 vs. Longwood (3/17/22)
 NIT: 12 vs. Louisville (3/29/85)
 12 vs. Virginia (3/23/85)
 SEC: 14 vs. LSU (3/8/07)

POINTS (1ST HALF)

NCAA: 57 vs. Long Beach State (3/16/07)
 NIT: 53 vs. Louisville (3/29/85)
 SEC: 49 vs. Arkansas (3/6/98)

POINTS (2ND HALF)

NCAA: 64 vs. Long Beach State (3/16/07)
 NIT: 47 vs. Louisville (3/29/85)
 SEC: 56 vs. LSU (3/13/92)

POINTS (OVERTIME)

NCAA: 14 vs. Iowa (3/28/14)
 NIT: 10 vs. St. John's (3/20/71)
 SEC: 20 vs. Kentucky (3/3/79)

INDIVIDUAL RECORDS

POINTS

NCAA: 36 by Ernie Grunfeld vs. VMI (3/13/76)
 NIT: 34 by Bill Justus vs. Ohio (3/17/69)
 SEC: 33 by Dale Ellis vs. LSU (3/11/83)

FIELD GOALS MADE

NCAA: 13 by Reggie Johnson vs. Furman (3/6/80)
 13 by Ernie Grunfeld vs. VMI (3/13/76)
 NIT: 12 by Allan Houston vs. Vanderbilt (3/19/90)
 SEC: 14 by Steve Hamer vs. Alabama (3/7/96)
 14 by Corey Allen vs. LSU (3/13/92)
 14 by Dale Ellis vs. LSU (3/11/83)
 14 by Dale Ellis vs. Ole Miss (3/5/81)

FIELD GOAL ATTEMPTS

NCAA: 23 by Ernie Grunfeld vs. VMI (3/13/76)
 NIT: 22 by Allan Houston vs. Vanderbilt (3/19/90)
 SEC: 25 by Tony White vs. Georgia (3/7/85)
 25 by Dale Ellis vs. Ole Miss (3/5/81)

FIELD GOAL PERCENTAGE (15 ATT.)

NCAA: 68.4 (13-19) by Reggie Johnson vs. Furman (3/6/80)
 NIT: 68.8 (11-16) by A. Richardson vs. Louisville (3/29/85)
 SEC: 73.7 (14-19) by Corey Allen vs. LSU (3/13/92)

FIELD GOAL PERCENTAGE (10 ATT.)

NCAA: 81.8 (9-11) by Howard Wood vs. Furman (3/6/80)
 NIT: 78.6 (11-14) by Ian Lockhart vs. Vanderbilt (3/19/90)
 SEC: 90.0 (9-10) by Carlus Groves vs. Miss. St. (3/8/91)

3-PT FIELD GOALS MADE

NCAA: 6 by Santiago Vescovi vs. Longwood (3/17/22)
 6 by Chris Lofton vs. Ohio State (3/22/07)
 6 by Chris Lofton vs. Wichita State (3/18/06)
 NIT: 5 by Allan Houston vs. Vanderbilt (3/19/90)
 SEC: 7 by Brandon Wharton vs. Georgia (3/8/96)

3-PT FIELD GOAL ATTEMPTS

NCAA: 18 by Chris Lofton vs. Wichita State (3/18/06)
 NIT: 11 by Allan Houston vs. UAB (3/18/92)
 11 by Allan Houston vs. Vanderbilt (3/19/90)
 SEC: 12 by Brandon Wharton vs. Georgia (3/8/96)

3-PT FIELD GOAL PERCENTAGE (6 ATT.)

NCAA: 75.0 (6-8) by Santiago Vescovi vs. Longwood (3/17/22)
 NIT: 50.0 (4-8) by Aaron Green vs. Coll. of Charleston (3/13/96)
 SEC: 83.3 (5-6) by Mark Griffin vs. LSU (3/10/89)

FREE THROWS MADE

NCAA: 12 by Jarnell Stokes vs. Massachusetts (3/21/14)
 NIT: 22 by Bill Justus vs. Ohio (3/17/69)
 SEC: 12 by Willie Burton vs. Florida (3/8/84)

FREE THROW ATTEMPTS

NCAA: 13 by Ernie Grunfeld vs. VMI (3/13/76)
 NIT: 23 by Bill Justus vs. Ohio (3/17/69)
 SEC: 14 by Willie Burton vs. Florida (3/8/84)

FREE THROW PERCENTAGE (7 ATT.)

NCAA: 100.0 (10-10) by Tyler Smith vs. Okla. St. (3/20/09)
 100.0 (10-10) by C.J. Black vs. La-Lafayette (3/17/00)
 100.0 (7-7) by Tobias Harris vs. Michigan (3/18/11)
 100.0 (7-7) by Gary Carter vs. Maryland (3/8/80)
 NIT: 95.7 (22-23) by Bill Justus vs. Ohio (3/17/69)
 SEC: 100.0 (10-10) by Allan Houston vs. Miss. St. (3/8/91)
 100.0 (8-8) by Gary Carter vs. Kentucky (3/3/79)
 100.0 (8-8) by C.J. Watson vs. Kentucky (3/11/05)
 100.0 (7-7) by Allan Houston vs. LSU (3/13/92)

OFFENSIVE REBOUNDS

NCAA: 8 by Jarnell Stokes vs. Mercer (3/23/14)
 8 by Duke Crews vs. Long Beach State (3/18/07)
 NIT: 12 by Jarnell Stokes vs. Mercer (3/20/13)
 SEC: 10 by Jeronne Maymon vs. Ole Miss (3/9/12)

DEFENSIVE REBOUNDS

NCAA: 12 by Wayne Chism vs. Ohio (3/20/10)
 NIT: 11 by Damon Johnson vs. Charleston (3/13/96)
 SEC: 13 by Steve Hamer vs. Alabama (3/7/96)

TOTAL REBOUNDS

NCAA: 18 by Jarnell Stokes vs. Mercer (3/23/14)
 NIT: 18 by Damon Johnson vs. Charleston (3/13/96)
 SEC: 21 by Steve Hamer vs. Alabama (3/7/96)

ASSISTS

NCAA: 16 by Bert Bertelkamp vs. Maryland (3/8/80)
 NIT: 8 by Trae Golden vs. Middle Tennessee (3/13/12)
 8 by Bill Hann vs. Ohio (3/17/69)
 SEC: 9 by Steve Ray vs. Alabama (3/5/92)

BLOCKED SHOTS

NCAA: 5 by Major Wingate vs. Wichita State (3/18/06)
 NIT: 6 by Elgrace Wilborn vs. Georgetown (3/18/03)
 SEC: 5 by Wayne Chism vs. South Carolina (3/14/08)
 5 by Isiah Victor vs. South Carolina (3/10/00)
 5 by C.J. Black vs. LSU (3/5/98)

STEALS

NCAA: 4 by Kennedy Chandler vs. Longwood (3/17/22)
 4 by Santiago Vescovi vs. Longwood (3/17/22)
 4 by Grant Williams vs. Iowa (3/24/19)
 4 by JaJuan Smith vs. Louisville (3/27/08)
 4 by Chris Lofton vs. Long Beach State (3/16/07)
 4 by Isiah Victor vs. Illinois State (3/12/98)
 4 by Terry Crosby vs. Eastern Kentucky (3/9/79)
 NIT: 4 by Ian Lockhart vs. Vanderbilt (3/19/90)
 4 by Anthony Richardson vs. Indiana (3/27/85)
 4 by Rob Jones vs. Virginia (3/23/85)
 SEC: 7 by Clarence Swearengen vs. Florida (3/11/88)

MINUTES

NCAA: 45 by Gary Carter and Dale Ellis vs. VCU (3/15/81)
 NIT: 40 by 10 Players
 SEC: 45 by Willie Burton and Tony White vs. Florida (3/8/84)
 45 by Michael Brooks, Willie Burton and Dale Ellis vs. LSU (3/11/83)
 45 by Terry Crosby vs. Kentucky (3/3/79)

OUTLOOK

PLAYERS

STAFF

REVIEW

RESULTS

RECORDS

HONORS

POSTSEASON

VOLMANAC

MEDIA INFO



NCAA TOURNAMENT - CAREER LEADERS

SCORING

Player	Gms	Total
Wayne Chism (2007-10)	11	136
Chris Lofton (2006-08)	8	130
Dale Ellis (1980-83)	8	116
JaJuan Smith (2006-08)	8	110
Reggie Johnson (1977-80)	5	99

SCORING AVERAGE (MIN. 2 GAMES)

Player	Gms	Avg
Ernie Grunfeld (1976-77)	2	31.0
Ron Widby (1967)	2	21.5
Reggie Johnson (1977-80)	5	19.8
Josh Richardson (2014)	4	19.3
Jarnell Stokes (2014)	4	18.0

REBOUNDING

Player	Gms	Total
Wayne Chism (2007-10)	11	57
Jarnell Stokes (2014)	4	51
Brian Williams (2008-11)	9	49
Isiah Victor (1998-2001)	7	48
Dale Ellis (1980-83)	8	43

REBOUNDING AVERAGE (MIN. 2 GAMES)

Player	Gms	Avg
Jarnell Stokes (2014)	4	12.8
Ernie Grunfeld (1976-77)	2	10.0
Josiah-Jordan James (2021-22)	3	9.3
Andre Patterson (2006)	2	8.5
Reggie Johnson (1977-80)	5	8.4

ASSISTS

Player	Gms	Total
Bert Bertelkamp (1977-80)	5	27
Johnny Darden (1976-79)	4	26
J.P. Prince (2008-10)	8	26
Dane Bradshaw (2006-07)	5	25
Tyrone Beaman (1981-83)	5	24

BLOCKS

Player	Gms	Total
Rashard Lee (1998-99)	3	9
Isiah Victor (1998-2001)	7	9
Grant Williams (2018-19)	5	8
Major Wingate (2006)	2	8
Kyle Alexander	4	7

STEALS

Player	Gms	Total
Chris Lofton (2006-08)	8	15
J.P. Prince (2008-10)	8	13
Tony Harris (1998-2001)	7	10
JaJuan Smith (2006-08)	8	10
Dane Bradshaw (2006-07)	5	8
Isiah Victor (1998-2001)	7	8
Gary Carter (1979-81)	6	8

GAMES AND WINS

Player	Gms	Wins
Wayne Chism (2007-10)	11	7
Brian Williams (2008-11)	9	5
J.P. Prince (2008-10)	8	5
Chris Lofton (2006-08)	8	5
JaJuan Smith (2006-08)	8	5
Dale Ellis (1980-83)	8	4
Steve Ray (1979-82)	8	4

TOP NCAA TOURNAMENT PERFORMANCES

NCAA Individual Scoring *(all 20-point performances)*

- 36 Ernie Grunfeld vs. VMI (3/13/76)
- 28 Reggie Johnson vs. Furman (3/6/80)
- 26 Josh Richardson vs. Mercer (3/23/14)
- 26 Jarnell Stokes vs. Massachusetts (3/21/14)
- 26 Ernie Grunfeld vs. Syracuse (3/13/77)
- 25 Chris Lofton vs. Long Beach State (3/16/07)
- 24 Jordan McRae vs. Michigan (3/28/14)
- 24 Chris Lofton vs. Ohio State (3/22/07)
- 24 JaJuan Smith vs. Long Beach State (3/16/07)
- 24 Michael Brooks vs. Virginia (3/14/82)
- 23 Brandon Wharton vs. Illinois State (3/12/98)
- 23 Dale Ellis vs. SW Louisiana (3/12/82)
- 23 Bernard King vs. Syracuse (3/13/77)
- 23 Ron Widby vs. Indiana (3/18/67)
- 22 Dyron Nix vs. West Virginia (3/16/89)
- 22 Dale Ellis vs. VCU (3/15/81)
- 22 Ramar Smith vs. Long Beach State (3/16/07)
- 21 Admiral Schofield vs. Purdue (3/28/19)
- 21 Grant Williams vs. Purdue (3/28/19)
- 21 Jordan McRae vs. Massachusetts (3/21/14)
- 21 Reggie Johnson vs. Maryland (3/8/80)
- 21 Gary Carter vs. Maryland (3/8/80)
- 20 Jordan McRae vs. Iowa (3/19/14)
- 20 Chris Lofton vs. Virginia (3/18/07)
- 20 Chris Lofton vs. Wichita State (3/18/06)
- 20 C.J. Watson vs. Wichita State (3/18/06)
- 20 Dale Ellis vs. Marquette (3/18/83)
- 20 Reggie Johnson vs. Eastern Kentucky (3/9/79)
- 20 Ron Widby vs. Dayton (3/17/67)

NCAA Individual Rebounding *(all 10-rebound performances)*

- 18 Jarnell Stokes vs. Mercer (3/23/14)
- 14 Jarnell Stokes vs. Massachusetts (3/21/14)
- 14 Isiah Victor vs. Delaware (3/12/99)
- 14 Reggie Johnson vs. Furman (3/6/80)
- 13 Josiah-Jordan James vs. Oregon State (3/19/21)
- 13 Jarnell Stokes vs. Iowa (3/19/14)
- 12 Admiral Schofield vs. Wright State (3/15/18)
- 12 Ernie Grunfeld vs. Syracuse (3/13/77)
- 12 Bernard King vs. Syracuse (3/13/77)
- 11 Jeronne Maymon vs. Massachusetts (3/21/14)
- 11 Duke Crews vs. Long Beach State (3/16/07)
- 11 Andre Patterson vs. Winthrop (3/16/06)
- 11 Rashard Lee vs. Illinois State (3/12/98)
- 11 Gary Carter vs. Eastern Kentucky (3/9/79)
- 10 JaJuan Smith vs. Wichita State (3/18/06)
- 10 Vincent Yarbrough vs. Charlotte (3/16/01)
- 10 Doug Roth vs. West Virginia (3/10/89)
- 10 Reggie Johnson vs. Syracuse (3/13/77)

NCAA Individual Assists *(all 10-assist performances)*

- 16 Bert Bertelkamp vs. Maryland (3/8/80)
- 12 Johnny Darden vs. Syracuse (3/13/77)
- 11 Dane Bradshaw vs. Long Beach State (3/16/07)

NCAA Individual Blocks *(all five-block performances)*

- 5 Major Wingate vs. Wichita State (3/18/06)



1967 NCAA Midwest Region — Regional Semifinal

Tennessee (21-6)	52
Dayton (23-5)	53

March 17, 1967 • McGaw Hall • Evanston, Ill.

A cold-shooting first half was too much for Tennessee to overcome as the Volunteers fell, 53-52, to Dayton in their first NCAA Tournament appearance.

Tennessee trailed 36-25 at the break as Dayton hit 58 percent from the field compared to the Vols' 23 percent. Tennessee hit only seven buckets in 31 attempts. Tennessee fought back, though, and whittled the lead down to 50-48 with 8:01 left on the clock when both teams started holding the ball.

The Vols had possession of the ball and were looking for the perfect shot to tie the game, but Tom Boerwinkle was called for walking, and Dayton took over possession.

Tennessee regained possession when Billy Hann came up with a steal with 3:10 remaining. Bill Justus then knotted the score at 50 when he hit a jumper with just over two minutes left in the game.

Dayton then held the ball looking for a game winning shot. The Vols forced the issue with 24 seconds remaining and fouled Bobby Joe Hooper. Hooper was good on one of his free throw attempts giving the Vols a chance for the final shot and the win.

The man picked to take the shot was Ron Widby, who had hit the game-winning shot against Mississippi State in the Vols' regular season finale to clinch the SEC championship.

But Widby's jumper from 20-feet was off the mark, and Dayton eventually regained possession. Two free throws later, the Flyers led 53-50. Widby hit an uncontested lay-up at the buzzer to finish the scoring.

"Somebody has to take the last shot," Widby said. "I never mind the pressure. I thought the ball was going in."

The Vols held All-America Don May, who came into the game averaging 22 points, to nine points on 2-of-10 shooting, but the guard duo of Hooper and Gene Klaus led the Flyers with 14 and 12, respectively. They shot a combined 11-of-14 from the field.

"We did a fine defensive job on May, but got beat by the outside shooting of their guards," UT head coach Ray Mears said. "They surprised us. We just didn't think they could shoot so well from long range."

Widby finished with a game-high 20 points to pace four Vols in double figures.

NOTES: Dayton advanced to the national championship game before falling 79-64 to UCLA ... The Vols won the SEC championship with a 15-3 record.

VISITORS: Tennessee 21-6

	FG	FT	REBS	PF	TP
15 Ron Widby f	7-20	6-7	4	2	20
20 Tom Hendrix f	5-11	0-0	1	2	10
34 Tom Boerwinkle c	4-7	2-3	9	5	10
42 Bill Justus g	4-9	2-3	5	2	10
14 Bill Hann g	0-4	1-1	2	0	1
24 Wes Coffman	0-0	0-0	0	0	0
50 David Bell	0-1	1-2	2	0	1
Team			4		
Totals	20-52	12-16	27	11	52

TOTAL FG% Game: 38.5%
F Throw% Game: 75.0%

HOME TEAM: Dayton 23-5

	FG	FT	REBS	PF	TP
33 Dan Sadlier f	4-4	2-2	1	4	10
21 Donald May f	2-10	5-5	14	2	9
31 Dan Obrovac c	1-2	1-2	4	2	3
14 Gene Klaus g	5-7	2-2	0	0	12
42 Bobby Joe Hooper g	6-7	2-2	2	0	14
22 Rudy Waterman	2-3	0-0	0	0	4
43 Glinder Torain	0-2	1-1	3	2	1
Team			1		
Totals	24-35	13-14	25	10	53

TOTAL FG% Game: 57.1%
F Throw% Game: 92.9%

Officials: Phil Fox, Mike Dtimasio
Technical fouls: None
Attendance: N/A

Score by Periods	1st	2nd	Total
Tennessee	25	27	52
Dayton	36	17	53

1967 NCAA Midwest Region — Regional Consolation

Indiana (18-8)	51
Tennessee (21-7)	44

March 18, 1967 • McGaw Hall • Evanston, Ill.

Tennessee struggled from the field in a 51-44 defeat at the hands of Indiana in an NCAA Tournament regional consolation game.

The Vols stayed close throughout the game and had as much as a three-point lead in the second half, but eventually faltered down the stretch. Tennessee connected on 14-of-46 shots from the field for 30.7 percent. Indiana did not fair much better at 37.2 percent, but dominated the boards 43 to 27.

A short jumper from Ron Widby gave the Vols an 18-16 lead with just over five minutes left in the first half. Indiana then went into a stall in attempt to take the last shot of the half. They eventually got a bucket from Bill Joyner to tie the score. Tennessee failed to score on its next possession, and Vernon Payne gave the Hoosiers a 20-18 lead. Bill Justus hit a jumper at the halftime buzzer to pull the Vols even.

Justus hit two free throws in the opening minutes of the second half to give the Vols a 27-24 advantage, but Indiana outscored the Vols 21-11 to open up a 45-38 lead.

Justus and Widby hit back-to-back buckets for the Vols to cut the lead to three, but Russell and Jack Johnson hit two free throws each to put the game out of reach.

The game was physical from the start which did not suit the playing style of Tennessee.

"We played as hard as we could under the conditions," Tennessee coach Ray Mears said. "They are taking the finesse out of the game when they depend on brute strength. We were not real sharp, but there were a lot of bumps and bruises out there."

NOTES: Indiana coach Lou Watson signed a scholarship with Tennessee coach John Mauer in 1946, but eventually played at Indiana ... Widby was named to the All-Tournament Team ... Widby scored 619 points during the 1966-67 season which was the most ever by a Vol ... Widby surpassed the mark of 522 points set by Carl Widseth during the 1955-56 season ... Widby averaged 22.1 points per game, which was tops in the SEC ... Indiana was the Big Ten champion.

VISITORS: Indiana 18-8

	FG	FT	REBS	PF	TP	TO
34 Harry Joyner f	5-10	0-2	8	3	10	
33 Ken Johnson f	2-7	5-5	7	4	9	
31 William DeHeer c	4-8	5-8	16	3	13	
23 Vernon Payne g	2-6	4-5	2	3	8	
22 William Russell g	3-11	4-4	5	2	10	
44 Earl Schneider	0-0	0-0	0	1	0	
24 Vernon Pfaff	0-1	1-1	1	1	1	
Team			4			
Totals	16-43	19-25	43	17	51	15

TOTAL FG% Game: 37.2%
F Throw% Game: 76.0%

HOME TEAM: Tennessee 21-7

	FG	FT	REBS	PF	TP	TO
53 Ron Widby f	8-19	7-9	9	4	23	
21 Tom Hendrix f	2-7	0-2	1	5	4	
35 Tom Boerwinkle c	1-5	0-1	7	4	2	
43 Bill Justus g	3-12	7-7	4	2	13	
15 Bill Hann g	0-1	2-2	1	0	2	
25 Wes Coffman	0-1	0-0	0	1	0	
55 David Bell	0-1	0-0	0	1	0	
Team			5			
Totals	14-46	16-21	27	17	44	10

TOTAL FG% Game: 30.4%
F Throw% Game: 76.2%

Officials: Bill Fidge, Phil Fox
Technical fouls: None
Attendance: 7,419

Score by Periods	1st	2nd	Total
Indiana	21	30	51
Tennessee	21	23	44

1976 NCAA East Region — First Round

Tennessee (21-6)	75
VMI (21-9)	81

March 13, 1976 • Charlotte Coliseum • Charlotte, N.C.

VMI placed five players in double figures and shot a sizzling 66 percent from the field to upset the Volunteers, 81-75, in the opening round of the NCAA Tournament.

The "Bernie" was missing from "The Ernie and Bernie Show" in this game, as Bernard King was out of action with an injured left thumb. Ernie Grunfeld held up his end of the show as he poured in 36 points and grabbed eight rebounds.

"I'm not embarrassed that we lost to VMI," Grunfeld said. "I'm never embarrassed if we try, and we tried hard. We just didn't get enough done. We can't let them shoot like that and expect to win."

Grunfeld scored 12 straight points for Tennessee to close the first half, and the Vols had as much as a six-point lead during that stretch.

The scored stood tied at 60 with 5:42 left in the game when the Keydets reeled off eight unanswered points. Tennessee had three shots blocked during that stretch, and Dave Montgomery scored six of the eight points for VMI. Two free throws from Austin Clarke pulled the Vols to within 70-67 with 2:08 remaining, but the Vols could get no closer.

Tennessee coach Ray Mears made a move at halftime in hopes to give the Vols an emotional lift as King dressed out.

"We let him dress out to see if it would give us a mental lift," Mears said. "I wasn't about to play him. We were not going to risk his future. Most of you don't realize how much he means to us. We were just hoping to get through this first game."

Will Bynum led the Keydets with 20 points, followed by 19 from Ron Carter. John Krovic added 17, Curt Reppart tossed in 11, and Montgomery finished with 10.

Mike Jackson was the only other Vol in double figures with 14 points.

NOTES: VMI lost 91-75 to Rutgers in the Regional Semifinals.

VISITORS: Tennessee 21-6

	FG	FT	REBS	PF	TP	A	TO	Bl	St	Min
22 Ernie Grunfeld f	13-23	10-13	8	3	36	0	5	0	3	40
25 Mike Jackson f	5-13	4-5	1	5	14	0	4	0	1	39
43 Doug Ashworth c	3-6	0-0	3	2	6	2	1	0	3	31
34 Austin Clark g	3-9	3-3	8	5	9	3	0	1	0	39
10 Johnny Darden g	4-8	0-0	1	2	8	6	1	0	3	40
30 Terry Crosby	0-2	0-2	1	3	0	0	1	0	1	10
41 Mike Smithson	1-1	0-0	1	0	2	0	0	0	0	1
TEAM			2							
Totals	29-62	17-23	25	20	75	11	13	0	12	200

TOTAL FG%	1st Half: 13-27 48.1%	2nd Half: 16-35 45.7%	Game: 46.8%
F Throw%	1st Half: 12-17 70.6%	2nd Half: 5-6 83.3%	Game: 73.9%

HOME TEAM: VMI 21-9

	FG	FT	REBS	PF	TP	A	TO	Bl	St	Min
13 Ron Carter f	8-11	3-6	14	4	19	5	6	2	1	39
20 Chris Reppart f	5-7	1-3	1	2	11	5	5	0	1	39
22 John Krovic c	6-9	5-5	2	0	17	5	1	0	0	37
30 Will Bynum g	8-14	4-4	4	4	20	0	2	0	1	33
45 David Montgomery g	4-5	2-4	6	4	10	0	1	1	2	37
42 George Borojevich	2-4	0-0	5	3	4	0	3	0	0	19
40 Kelly Lombard	0-0	0-0	0	1	0	2	0	0	0	1
52 Pat Kelley	0-0	0-0	0	1	0	0	2	0	0	1
TEAM			0							
Totals	33-50	15-22	32	19	81	15	22	3	5	200

TOTAL FG%	1st Half: 18-27 66.7%	2nd Half: 15-23 65.2%	Game: 66.0%
F Throw%	1st Half: 1-3 33.3%	2nd Half: 14-19 73.7%	Game: 68.2%

Officials: Robert Korte, Jim Bain
 Technical fouls: Tennessee: Bench, Darden; VMI: Bench
 Attendance: 11,666

Score by Periods	1st	2nd	Total
Tennessee	38	37	75
VMI	37	44	81

1977 NCAA Mideast Region — First Round

Tennessee (22-6)	88
Syracuse (26-3)	OT 93

March 13, 1977 • Assembly Center • Baton Rouge, La.

Syracuse posted a 93-88 overtime victory to put an end to the famed "Ernie and Bernie Show" at Tennessee.

Things looked good early for Tennessee as the Vols raced out to a 20-10 lead against a pressing Syracuse defense. But the Orangemen regained their composure and eventually tied the score at 32 with just under five minutes left in the first half.

Tennessee held strong, though, and an Ernie Grunfeld jumper put the Vols up eight at 47-39 with 17:51 left in the second half. Syracuse then staged a 14-2 run over the next five minutes to take a 53-49 advantage.

Syracuse held a 78-74 lead with 1:31 left in the second half, but Reggie Johnson hit a short jumper and converted two free throws to tie the game. Larry Kelley's shot at the end of regulation could have won the game for the Orangemen, but it was off the mark.

A Ross Kindel steal and layup gave Syracuse an 86-80 lead with 2:03 left in overtime. Syracuse then hit 7-of-9 free throws in the final minute of overtime to seal the victory.

"We didn't score when we needed to score," Tennessee coach Ray Mears said. "The break worked well early then went dry. Our game is based on King, Grunfeld and Jackson playing 40 minutes each. Maybe that is a fallacy. If you live by that idea, you die by it."

It certainly hurt the Vols as Grunfeld, Bernard King and Mike Jackson all watched the end of the game from the bench. Not helping matters were the 26 turnovers the Vols committed.

Grunfeld led the Vols with 26 points and 12 rebounds, King tossed in 23 and also grabbed 12 rebounds. Reggie Johnson added 17 points and 10 boards.

"I hope what happened against Syracuse won't wash out the things we've done all year," King said. "It was a great year for me and the team."

NOTES: The 22 wins by the Vols set a school record at that time ... Tennessee won a share of the SEC championship along with Kentucky ... Syracuse was led by first-year head coach Jim Boehem ... Syracuse lost 81-59 to UNC Charlotte in the Regional Semifinals to finish its season 26-4.

VISITORS: Tennessee 22-6

	FG	FT	REBS	PF	TP	A	TO	Bl	St	Min
22 Ernie Grunfeld f	10-16	6-11	12	5	26	4	6	0	1	44
53 Bernard King f	8-19	7-8	12	5	23	2	9	0	0	38
32 Reggie Johnson c	6-12	5-5	10	4	17	0	1	2	0	36
24 Johnny Darden g	3-8	0-0	1	1	6	12	6	0	1	41
25 Mike Jackson g	6-13	0-0	3	5	12	5	1	0	0	30
30 Terry Crosby	0-4	0-0	3	2	0	4	3	0	0	15
33 Chuck Threeets	0-0	0-0	2	1	0	0	0	0	0	16
10 Bert Bertelkamp	2-3	0-0	0	3	4	0	0	0	0	5
TEAM			1							
Totals	35-75	18-24	44	27	88	27	26	3	2	225

TOTAL FG%	1st Half: 16-33 48.4%	2nd Half: 19-42 45.0%	Game: 46.6%
F Throw%	1st Half: 6-7 85.7%	2nd Half: 12-17 71.0%	Game: 75.0%

HOME TEAM: Syracuse 26-3

	FG	FT	REBS	PF	TP	A	TO	Bl	St	Min
33 Dale Shackelford f	3-4	1-5	9	4	7	4	4	0	2	29
44 Marty Byrnes f	4-9	7-7	11	2	15	1	3	2	0	41
50 Roosevelt Bouie c	3-8	2-2	4	5	8	0	3	2	0	25
11 Larry Kelley g	9-15	4-4	2	1	22	3	4	0	0	37
22 James Williams g	7-13	2-2	1	2	16	7	5	0	0	27
20 Ross Kindel	5-9	2-3	2	2	12	3	3	0	2	26
55 Louis Orr	2-6	2-4	9	5	6	3	3	1	0	28
35 Bill Drew	2-4	3-4	2	1	7	2	0	0	0	10
53 Robert Parker	0-0	0-0	0	1	0	0	0	0	0	2
TEAM			1							
Totals	35-69	23-32	42	23	93	23	25	5	4	225

TOTAL FG%	1st Half: 14-37 37.8%	2nd Half: 21-32 66.0%	Game: 50.7%
F Throw%	1st Half: 7-10 70.0%	2nd Half: 16-23 73.0%	Game: 71.9%

Officials: Burch, Richard
 Technical fouls: None
 Attendance: 5,965

Score by Periods	1st	2nd	OT	Total
Tennessee	38	40	10	88
Syracuse	35	43	15	93

1979 NCAA Mideast Region — First Round

#9	Eastern Kentucky (21-8)	81
#8	Tennessee (21-11)	97

March 9, 1979 • Murphy Athletic Center • Murfreesboro, Tenn.

Tennessee turned an early 10-point deficit into a 44-38 halftime lead and eventually logged a 97-81 victory over the Colonels. This was Tennessee's first-ever win in the NCAA Tournament.

The Vols fell behind 15-5 in the first five minutes of the game before finally getting things on track. Gary Carter made three consecutive field goals to spark a Tennessee rally and pull the Vols within 16-13. Johnny Darden then hit a long jumper, and the Vols had the Colonel lead to one.

Eastern Kentucky regained its composure and had the lead back out to 30-26 with 4:44 left in the first half.

Terry Crosby then reeled off three consecutive buckets for the Vols, and Tennessee held a 32-30 advantage with just under four minutes left in the half.

"This game was won in the final eight minutes of the first half," Tennessee coach Don DeVoe said. "By getting the ball to Terry Crosby, we were able to turn it around. We played poorly in the first 10 minutes but our kids snapped out of it."

The game was still close five minutes into the second half, but Tennessee went on an 18-6 run to turn a 54-50 lead into a 72-56 advantage with 8:21 left in the game.

"We were too psyched up at the beginning," Reggie Johnson said. "That was a terrible start. We had to come down from our high before we could play."

Johnson led the Vols with 20 points and nine rebounds. Carter added 18 points with a game-high 11 rebounds. Crosby finished the game with 19 points.

James Tillman led Eastern Kentucky with 21 points. He was one of five Colonels in double figures as Dave Tierney netted 13, Bruce Jones had 12, and Vic Merchant and Kenney added 11 each.

NOTES: Eastern Kentucky was the Ohio Valley Conference champion.

VISITORS: Eastern Kentucky 21-8

	FG	FT	REBS	PF	TP	A	TO	Bl	St	Min
05 James Tillman	f 7-17	7-8	8	3	21	0	4	0	0	40
22 Vic Merchant	f 4-10	3-5	6	4	11	1	2	0	1	33
35 DaveBootcheck	c 1-2	0-0	3	5	2	0	0	1	0	10
10 Kenny Elliott	g 5-12	1-2	2	0	11	3	2	1	0	34
11 Bruce Jones	g 6-19	0-1	2	2	12	9	8	0	2	33
12 Dave Tierney	6-9	1-2	4	3	13	1	0	1	0	16
20 Donnie Moore	1-2	1-1	2	0	3	0	0	0	0	3
33 Chris Williams	2-4	0-0	1	1	4	1	0	0	0	7
44 Dale Jenkins	2-5	0-0	9	5	4	1	1	0	1	24
TEAM			2							
Totals	34-80	13-19	39	23	81	16	17	2	5	200

TOTAL FG%	1st Half: 16-36 44.4%	2nd Half: 18-44 41.0%	Game: 42.5%
F Throw%	1st Half: 6-12 50.0%	2nd Half: 7-7 100.0%	Game: 68.4%

HOME TEAM: Tennessee 21-11

	FG	FT	REBS	PF	TP	A	TO	Bl	St	Min
25 Terry Crosby	f 7-12	4-4	6	3	19	4	3	0	4	36
32 Reggie Johnson	f 6-14	8-12	9	4	20	2	3	0	0	27
44 Howard Wood	c 3-5	1-2	5	2	7	0	1	1	0	12
10 Bert Bertelkamp	g 1-1	0-0	1	3	2	3	2	0	1	14
30 Gary Carter	g 7-13	4-4	11	1	18	4	2	0	1	37
14 Terry Glenn	1-2	0-0	1	1	2	0	0	0	0	3
20 Mike Stapleton	0-0	0-0	2	1	0	0	2	0	0	3
21 James Meriweather	1-2	0-0	1	0	2	0	0	0	0	3
23 Kenne Teffeteller	0-0	2-2	0	0	2	0	1	0	0	4
24 Johnny Darden	3-5	2-2	3	1	8	6	2	0	2	23
31 Chuck Threeths	5-9	1-2	8	2	11	0	3	0	0	24
43 Kevin Nash	2-4	1-2	3	0	5	0	2	0	0	10
53 Steve Ray	0-1	1-2	0	0	1	0	0	0	0	4
TEAM			3							
Totals	36-68	25-33	53	18	97	19	21	1	8	200

TOTAL FG%	1st Half: 16-33 48.4%	2nd Half: 20-35 57.1%	Game: 52.9%
F Throw%	1st Half: 12-15 80.0%	2nd Half: 13-18 72.2%	Game: 75.7%

Officials: Paul Houseman, Rich Ballesteros, Dan Nicksich

Technical fouls: None
Attendance: 10,982

Score by Periods	1st	2nd	Total
Eastern Kentucky	38	44	81
Tennessee	44	53	97

1979 NCAA Mideast Region — Second Round

#1	Notre Dame (23-5)	73
#8	Tennessee (21-12)	67

March 11, 1979 • Murphy Athletic Center • Murfreesboro, Tenn.

Notre Dame outscored the Vols 14-4 to open the second half to turn a 32-32 halftime tie into a 46-36 lead. Tennessee got no closer than five points the rest of the game and fell, 73-67, to the Irish.

"It was one of our poorest games in terms of poise and concentration," Tennessee coach Don DeVoe said. "We hustled and worked the boards hard in the first half, but Notre Dame made us play as if we were scared in the first two minutes of the second half."

Notre Dame opened the second half with a full-court press, forcing four Tennessee turnovers in the first 2:05 of the half.

"We noted that Tennessee made 21 turnovers against Eastern Kentucky, so our staff decided to go right after them with the press," Notre Dame coach Digger Phelps said. "We played it loosely at the start then went to a closer press with a quick-trap. That forced some turnovers and gave us some breathing room."

Both Terry Crosby and Reggie Johnson had poor games shooting the ball for the Vols. They combined to hit 7-of-21 field goal attempts. Johnson also missed five of his 10 free-throw attempts.

"Neither Terry Crosby and Reggie Johnson had a good offensive game," DeVoe said. "When that happens, we have problems."

Johnson finished with 13 points, eight below his season average. Gary Carter led the Vols with 16 points. Chuck Threeths added 10 points and eight rebounds.

"I was taking normal shots, but there was a lid on the basket," Crosby said. "Almost any night we play, Reggie and I have to have good games offensively for us to win. Neither of us scored as we must to win."

NOTES: Tennessee had won nine consecutive games before losing to the Irish, including two games in the SEC Tournament on its way to the tournament title ... Notre Dame lost 80-68 to Michigan State in the Regional Finals ... 1979 was the first year tournament seeding was used.

VISITORS: Notre Dame 23-5

	FG	FT	REBS	PF	TP	A	TO	Bl	St	Min
44 Kelly Tripucka	f 6-7	9-10	3	2	21	0	0	0	0	29
37 Orlando Woolridge	f 4-7	0-1	6	4	8	0	1	0	3	28
34 Bruce Flowers	c 3-4	0-0	4	5	6	0	2	1	1	17
12 Rich Branning	g 3-9	0-0	1	3	6	1	2	0	0	20
42 Bill Hanzlik	g 6-10	4-4	1	4	16	0	1	1	2	28
15 Mike Mitchell	0-1	0-0	0	1	0	0	0	1	0	4
24 Stan Wilcox	0-0	0-0	0	2	0	1	1	0	0	6
30 Tracy Jackson	1-8	2-6	2	0	4	0	1	0	0	23
52 Bill Laimbeer	2-3	8-11	12	3	12	0	2	1	0	29
TEAM			4							
Totals	25-49	23-32	33	24	73	2	11	3	7	200

TOTAL FG%	1st Half: 14-27 51.9%	2nd Half: 11-22 50.0%	Game: 51.0%
F Throw%	1st Half: 4-5 80.0%	2nd Half: 19-28 67.9%	Game: 71.9%

HOME TEAM: Tennessee 21-12

	FG	FT	REBS	PF	TP	A	TO	Bl	St	Min
25 Terry Crosby	f 3-10	2-2	5	2	8	2	0	0	1	39
32 Reggie Johnson	f 4-11	5-10	5	5	13	0	2	0	0	26
44 Howard Wood	c 4-7	0-0	7	3	8	0	3	0	0	15
10 Bert Bertelkamp	g 0-1	0-0	0	2	0	0	0	0	0	7
30 Gary Carter	g 7-16	2-3	7	5	16	0	4	0	2	38
23 Kenne Teffeteller	0-0	0-0	0	0	0	0	0	0	0	1
24 Johnny Darden	4-6	2-4	2	4	10	2	3	0	1	34
31 Chuck Threeths	4-8	2-4	8	2	10	0	2	0	0	29
43 Kevin Nash	0-1	2-2	0	5	2	0	2	0	1	7
53 Steve Ray	0-0	0-0	1	1	0	0	0	0	0	3
TEAM			9							
Totals	26-60	15-25	44	29	67	4	16	0	5	200

TOTAL FG%	1st Half: 13-32 40.6%	2nd Half: 13-28 46.4%	Game: 43.3%
F Throw%	1st Half: 6-13 46.2%	2nd Half: 9-12 75.0%	Game: 60.0%

Officials: Rich Ballesteros, Paul Houseman

Technical fouls: N/A
Attendance: 10,982

Score by Periods	1st	2nd	Total
Notre Dame	32	41	73
Tennessee	32	35	67



ALL-TIME NCAA GAME RECAPS

1980 NCAA East Region — First Round

#10	Furman (23-7)	69
#7	Tennessee (18-10)	80

March 6, 1980 • Greensboro Coliseum • Greensboro, N.C.

A change in the starting lineup proved fruitful for the Vols as they posted an 80-69 victory over the Palladins.

The Vols inserted Steve Ray and Chuck Threeths in the starting lineup for Dale Ellis and Kevin Nash, respectively. The change was made so the Vols could use their quickness against Furman's man-to-man defense. The strategy worked.

Tennessee was able to get the fastbreak going early with the lineup change and jumped out to a quick 8-2 lead. Furman rallied, though, with a 13-4 scoring spree to hold a 15-12 advantage with 13:08 remaining in the first half.

But two baskets by Howard Wood, a layup from Nash and two free throws from Reggie Johnson gave the Vols a 20-15 lead with just under 10 minutes left in the half. It was all Tennessee from there on out.

"The way we came out and clicked and got our open shots to drop made all the difference in the world," Nash said. "It gave us the feeling we weren't going to lose."

Adding to Furman's woes was a poor performance from the free-throw line. Furman's starters entered the game shooting better than 70 percent from the line. Furman hit only 17-of-32 free throws for 53 percent.

"We missed a potential 13 points at the line in the first half, and that was the difference in the game," Furman coach Eddie Holbrook said. "Almost everything that went wrong in this game goes back to the free throws. Once we got behind, we got out of what we wanted to do."

Tennessee held a 40-29 lead at the halftime break, and Furman trimmed it down to 49-41. But three straight baskets by Wood capped a 9-2 run that broke the game open. Tennessee led by as many as 21 points in the second half.

Wood was one of three Vols in double figures with 19 points. Reggie Johnson had a game-high 28 points along with 14 rebounds. Jonathan Moore led Furman with 22 points and 17 rebounds.

NOTES: Future Vol assistant coach Michael Hunt (1994-97) was on the Furman team ... Furman's berth in the NCAA Tournament came via its Southern Conference championship.

VISITORS: Furman 23-7

	FG	FT	REBS	PF	TP	A	TO	Bl	St	Min	
55 Ronald White	f	3-7	2-5	0	0	8	0	1	1	0	24
42 Rick McKinney	f	3-6	5-8	6	1	11	0	3	0	0	26
25 Jonathan Moore	c	9-14	4-8	17	3	22	1	3	1	1	30
20 Mel Daniel	g	6-9	3-5	1	4	15	4	0	2	0	30
22 Michael Hunt	g	2-6	0-1	1	3	4	1	5	0	0	30
35 Reggie Small	1-3	0-0	2	1	2	0	0	0	0	0	14
31 Dale Crowe	0-2	2-2	0	3	2	3	1	0	0	0	13
24 Tobe Jackson	1-5	0-0	3	0	2	2	0	0	0	0	7
51 Randy Butler	0-1	0-0	0	3	0	0	2	0	0	0	7
44 William Hanks	1-3	1-3	0	0	3	0	0	0	0	0	9
Team			5								
Totals		26-56	17-32	35	18	69	11	19	3	3	200

TOTAL FG%	1st Half: 11-25 44.0%	2nd Half: 15-33 48.4%	Game: 46.4%
F Throw%	1st Half: 7-16 43.8%	2nd Half: 10-16 62.5%	Game: 53.1%

HOME TEAM: Tennessee 18-10

	FG	FT	REBS	PF	TP	A	TO	Bl	St	Min	
52 Reggie Johnson	f	13-19	2-2	14	2	28	3	4	3	1	37
53 Steve Ray	f	0-3	0-0	2	5	0	1	0	1	1	28
31 Chuck Threeths	c	1-3	0-0	5	3	2	1	2	0	0	10
30 Gary Carter	g	6-8	1-2	6	4	13	6	4	0	1	34
10 Bert Bertelkamp	g	1-5	1-3	1	5	3	8	1	0	2	19
41 Dale Ellis	1-6	0-0	3	0	2	0	0	0	0	0	14
44 Howard Wood	9-11	1-2	5	3	19	1	2	0	0	0	25
43 Kevin Nash	3-7	0-2	8	4	6	0	0	0	0	0	8
15 Ralph Parton	2-5	3-5	1	3	7	4	3	0	0	1	19
24 Michael Poole	0-2	0-0	1	0	0	2	0	0	0	0	5
34 Anthony Love	0-0	0-0	0	0	0	0	0	0	0	0	1
Team			1								
Totals		36-69	8-16	47	29	80	26	16	4	6	200

TOTAL FG%	1st Half: 19-43 44.2%	2nd Half: 17-26 65.4%	Game: 50.7%
F Throw%	1st Half: 2-4 50.0%	2nd Half: 6-12 50.0%	Game: 50.0%

Officials: Turner, Watson, Ballesteros
 Technical fouls: Tennessee: Don DeVoe
 Attendance: 6,865

Score by Periods	1st	2nd	Total
Furman	29	40	69
Tennessee	40	40	80

1980 NCAA East Region — Second Round

#7	Tennessee (18-11)	75
#2	Maryland (24-6)	86

March 8, 1980 • Greensboro Coliseum • Greensboro, N.C.

Foul trouble for Reggie Johnson spelled doom for Tennessee, as Maryland posted an 86-75 victory over Tennessee.

"When you have a team that relies on one man to score and he gets in foul trouble, your team is in serious trouble," Tennessee coach Don DeVoe said. "When Reggie doesn't play, you don't win."

Tennessee was rolling in the first half, and Johnson was nearly unstoppable. He scored 17 points in the game's first 14 minutes to help Tennessee to a 29-18 lead. Johnson picked up his second foul of the game with just under three minutes left in the first half, but Tennessee still held a 40-32 advantage at the break.

Johnson scored two buckets in the opening minutes of the second half, and the Vols led 46-39 with 16:23 left in the game. Then, in a matter of 10 seconds, Johnson got whistled for his third and fourth fouls and went to the bench with 15:06 left in the game. He didn't score again.

"I guarantee we got the short end of the officiating in the second half," DeVoe said. "You don't win in the tournament play when you get the short end. The two fouls on Johnson were the turning point."

Greg Manning pulled the Terrapins even at 50 with a rebound basket at the 13:26 mark in the second half. Maryland eventually pulled out to a 70-62 lead, but the Vols rallied back and pulled within 78-75 on a short jumper from Howard Wood with 45 seconds remaining. Manning then had back-to-back three-point plays for Maryland to squelch any Vol hopes for a victory.

Gary Carter also had 21 points for the Vols along with eight rebounds. Bert Bertelkamp dished out a career-high 16 assists against only two turnovers in 39 minutes of action.

Manning led Maryland with 28 points to pace four Terrapins in double figures. Albert King added 20, Buck Williams 19 and Ernest Graham 14. Maryland also shot a hot 63.2 percent from the field compared to 47 percent for Tennessee.

NOTES: Maryland's Albert King is the brother of former Vol All-America Bernard King ... Maryland lost in the Regional Semifinals 74-68 to Georgetown.

VISITORS: Tennessee 18-11

	FG	FT	REBS	PF	TP	A	TO	Bl	St	Min	
32 Reggie Johnson	f	10-17	1-1	4	5	21	0	1	0	0	25
53 Steve Ray	f	0-3	0-0	2	3	0	1	0	0	0	17
31 Chuck Threeths	c	0-2	0-0	5	3	0	0	2	0	0	19
10 Bert Bertelkamp	g	3-8	2-2	2	5	8	16	2	0	0	39
30 Gary Carter	g	7-12	1-7	8	1	21	3	1	0	1	40
41 Dale Ellis	3-6	1-2	2	5	7	0	0	0	0	1	22
43 Kevin Nash	2-4	2-2	3	2	6	0	0	0	0	0	11
15 Ralph Parton	0-0	0-0	0	0	0	0	0	0	0	0	1
24 Michael Poole	0-1	0-0	0	1	0	0	0	0	0	0	1
44 Howard Wood	6-13	0-0	4	0	12	0	2	1	2	25	
Team			0								
Totals		31-66	13-14	30	25	75	20	9	1	4	200

TOTAL FG%	1st Half: 16-32 50.0%	2nd Half: 15-34 44.1%	Game: 47.0%
F Throw%	1st Half: 8-9 88.9%	2nd Half: 5-5 100.0%	Game: 92.9%

HOME TEAM: Maryland 24-6

	FG	FT	REBS	PF	TP	A	TO	Bl	St	Min	
55 Albert King	f	10-16	0-0	6	2	20	3	6	0	1	40
25 Ernest Graham	f	5-8	4-7	9	3	14	5	3	0	0	39
52 Buck Williams	c	8-13	3-6	9	5	19	0	1	2	0	38
10 Greg Manning	g	11-15	6-7	3	0	28	3	1	0	1	39
15 Reggie Jackson	g	2-4	1-5	4	2	5	10	2	0	2	35
21 Dutch Morley	0-1	0-0	0	0	0	0	0	0	0	0	7
54 Taylor Baldwin	0-0	0-0	1	1	0	0	0	0	0	0	2
Team			4								
Totals		36-57	14-25	36	13	86	21	13	3	4	200

TOTAL FG%	1st Half: 14-23 60.9%	2nd Half: 22-34 64.7%	Game: 63.2%
F Throw%	1st Half: 4-7 57.1%	2nd Half: 10-18 55.6%	Game: 56.0%

Officials: Pavia, Tate, Dabler

Technical fouls: Maryland: Lefty Driesell; Tennessee: Don DeVoe

Attendance: 13,210

Score by Periods	1st	2nd	Total
Tennessee	40	35	75
Maryland	32	54	86

1981 NCAA East Region — Second Round

#5	VCU (24-5)	56
#4	Tennessee (21-7)	OT 58
<i>March 15, 1981 • Charlotte Coliseum • Charlotte, N.C.</i>		

Dale Ellis drilled a 15-foot jumper at the buzzer to lift Tennessee to a 58-56 overtime victory over Virginia Commonwealth.

"I just stood there after I shot that ball," Ellis said. "That was the greatest feeling to make that shot."

Ellis' shot was the only shot taken in the five-minute extra period. Virginia Commonwealth got the opening tip in overtime and stalled away the first half of the period. The Rams lost their chance at attempting a shot when Steve Ray forced Danny Kottak out-of-bounds.

Tennessee then held the ball the second half of overtime and called a timeout with 19 seconds remaining. Michael Brooks passed the ball over to Ellis with five seconds left, and the sophomore from Marietta, Ga., hit the game-winner. Ellis was not the Vols' first option to take the shot, though.

"The ball was supposed to come to me, and I was supposed to pass it to Howard (Wood) in the corner," Ellis said. "It was Howard that kept us in the game, and it's usually (him) who takes the final shot."

The play was the same play the Vols ran at the end of regulation in attempt to make the game-winner. But Ellis threw an ill-advised pass to Steve Ray, and the Vols lost their opportunity to win at the end of regulation.

Tennessee coach Don DeVoe told Ellis to go with the shot if the opportunity arose again. It did, and Ellis made good.

"I don't think there's been a bigger shot in Tennessee basketball in a long time than the one Dale Ellis made," DeVoe said. "We were able to make the play at the end because they gave us the opportunity by making a turnover."

Overtime initially looked unlikely, as Tennessee built a 14-point first-half lead and led 38-25 at the start of the second half on a dunk by Ellis. The Rams erased the last two points of the deficit with a bucket from Kottak with 2:24 left in regulation to put the score at 56-56, which eventually forced the overtime.

Ellis finished with 22 points, and Wood scored 18. Greg McRay led the Rams with 23 points on 10-of-14 shooting.

NOTES: Tennessee received a first-round bye ... Tennessee's victory ended Virginia Commonwealth's 16-game winning streak, which was the longest in the nation.

VISITORS: Virginia Commonwealth 24-5

	FG	FT	REBS	PF	TP	A	TO	Bl	St	Min	
21 Danny Kottak	f	5-7	0-0	2	3	10	2	4	0	1	43
54 Greg McCray	f	10-14	3-5	8	4	23	1	2	1	1	44
30 Kenny Stancell	c	0-3	1-3	5	2	1	0	2	2	1	43
10 Monty Knight	g	5-11	2-2	3	1	12	4	2	1	0	41
25 Edmund Sherod	g	4-8	2-2	5	1	10	3	2	0	0	45
44 Greg Shropshire	0-0	0-0	0	0	0	0	0	0	0	0	5
41 Don Jones	0-0	0-0	0	1	0	0	0	0	0	0	3
11 Stanley Davis	0-0	0-0	0	0	0	0	0	0	0	0	1
TEAM			2								
Totals		24-43	8-12	25	12	56	10	12	4	3	225

TOTAL FG%	1st Half: 10-20 50%	2nd Half: 14-23 60.9%	Game: 55.8%
F Throw%	1st Half: 5-8 62.5%	2nd Half: 3-4 75.0%	Game: 66.7%

HOME TEAM: Tennessee 21-7

	FG	FT	REBS	PF	TP	A	TO	Bl	St	Min	
14 Dale Ellis	f	10-13	2-2	5	3	22	0	1	1	0	45
53 Steve Ray	f	0-4	0-0	3	3	0	1	0	0	0	29
44 Howard Wood	c	7-13	4-5	4	3	18	4	2	0	0	41
12 Ed Littleton	g	3-4	0-0	0	1	6	4	1	0	1	24
30 Gary Carter	g	5-11	0-0	5	1	10	5	2	0	0	35
21 Michael Brooks	0-2	0-0	1	1	0	3	2	0	0	0	37
40 Willie Burton	1-1	0-0	0	0	2	0	0	0	0	0	4
TEAM			1								
Totals		26-48	6-7	19	12	58	17	8	1	4	225

TOTAL FG%	1st Half: 16-26 61.5%	2nd Half: 8-22 36.4%	Game: 54.2%
F Throw%	1st Half: 4-4 100%	2nd Half: 2-3 66.7%	Game: 85.7%

Officials: Burrell Crowell, Tom Fram, Robert Herrord
 Technical fouls: Tennessee: Ellis
 Attendance: 11,443

Score by Periods	1st	2nd	OT	Total
Virginia Commonwealth	25	31	0	56
Tennessee	36	20	2	58

1981 NCAA East Region — Regional Semifinal

#4	Tennessee (21-8)	48
#1	Virginia (27-3)	62
<i>March 19, 1981 • Charlotte Coliseum • Charlotte, N.C.</i>		

Virginia outscored Tennessee 27-4 over a 12-minute span in the second half en route to a 62-48 regional semifinal victory.

Tennessee stayed close in the first half but could never take the lead against the Ralph Sampson-led Cavaliers. The Cavaliers shot 61.5 percent from the field during the first 20 minutes, but could only manage a 27-26 lead at the break.

The Vols got things rolling early in the second half. Virginia made the first bucket of the half with a putback by Jeff Lamp. The Vols then outscored Virginia 10-2 over the next six minutes to take a 36-31 lead.

Lamp then scored six of the game's next eight points, with the other two coming from a jumper by Virginia's Othell Wilson. The Cavaliers led 39-36 with 11:14 left in the game and never looked back.

"We knew Lamp was their money player, but we didn't realize it on the floor today," Tennessee guard Michael Brooks said. "They had a great player who took control, made the great plays and got back and played defense. If he hadn't taken control at that point, they wouldn't have won."

Lamp scored a game-high 18 points. Jeff Jones and Lee Raker added 10 apiece for Virginia. Tennessee did slow down the All-America Sampson by holding him to a season-low nine points and five rebounds. He had only one point and one rebound in the second half.

The sagging defense to stop Sampson may have proved costly for the Vols. Sampson hit on only 4-of-13 shots, but the rest of the Cavaliers combined to hit 20-of-30 for 66.6 percent.

"You may take Ralph out of the offense, but you leave yourself vulnerable somewhere else," Virginia forward Terry Gates said. "Raker and Lamp have thrived off that."

NOTES: Virginia advanced to the Final Four before losing to North Carolina 78-65.

VISITORS: Tennessee 21-8

	FG	FT	REBS	PF	TP	A	TO	Bl	St	Min	
14 Dale Ellis	f	6-12	1-2	9	4	13	1	5	0	0	39
53 Steve Ray	f	2-4	0-0	0	1	4	1	1	0	0	33
44 Howard Wood	c	4-9	0-0	4	1	8	2	3	0	3	39
12 Ed Littleton	g	2-3	0-0	0	3	4	2	1	0	0	13
30 Gary Carter	g	4-9	1-2	4	4	9	2	0	0	0	39
21 Michael Brooks	3-8	0-0	1	2	6	6	3	0	2	2	27
10 Tyrone Beaman	2-2	0-0	0	3	4	2	0	0	0	0	7
33 Dan Federmann	0-0	0-0	0	0	0	0	0	0	0	0	1
34 Anthony Love	0-0	0-0	0	0	0	0	1	0	0	0	1
40 Willie Burton	0-1	0-0	0	0	0	0	0	0	1	0	1
TEAM			1								
Totals		23-48	2-4	19	18	48	17	13	1	5	200

TOTAL FG%	1st Half: 12-21 57.1%	2nd Half: 11-27 40.7%	Game: 47.9%
F Throw%	1st Half: 1-2 50.0%	2nd Half: 0-0 0%	Game: 50.0%

HOME TEAM: Virginia 27-3

	FG	FT	REBS	PF	TP	A	TO	Bl	St	Min	
03 Jeff Lamp	f	8-11	2-2	5	0	18	2	1	0	0	36
44 Terry Gates	f	2-2	0-0	4	1	4	1	0	0	1	32
50 Ralph Sampson	c	4-13	1-2	5	1	9	1	3	4	1	34
11 Othell Wilson	g	2-3	5-6	2	1	9	2	1	0	1	34
24 Jeff Jones	g	3-6	4-5	3	2	10	5	2	0	4	33
25 Lee Raker	4-5	2-2	3	1	10	0	0	0	0	1	17
55 Lewis Lattimore	0-0	0-0	1	2	0	0	0	1	0	0	4
10 Craig Robinson	0-0	0-0	1	0	0	0	1	0	0	0	4
15 Ricky Stokes	1-3	0-0	0	2	2	0	1	0	0	0	4
23 Jeff Klein	0-0	0-0	0	0	0	0	1	0	0	0	1
05 Louis Collins	0-0	0-0	1	0	0	0	0	0	0	0	1
TEAM			2								
Totals		24-43	14-17	27	10	62	11	11	4	9	200

TOTAL FG%	1st Half: 13-23 56.5%	2nd Half: 11-20 55%	Game: 55.8%
F Throw%	1st Half: 1-2 50%	2nd Half: 13-15 86.7%	Game: 82.4%

Officials: Edgar Cartotto, James Burroughs, Richard Weiler
 Technical fouls: none
 Attendance: 17,000

Score by Periods	1st	2nd	Total
Tennessee	26	22	48
Virginia	27	35	62

OUTLOOK

PLAYERS

STAFF

REVIEW

RESULTS

RECORDS

HONORS

POSTSEASON

VOLMANAC

MEDIA INFO



1982 NCAA East Region — First Round

#9	Tennessee (20-9)	61
#8	Southwestern Louisiana (24-8)	57

March 12, 1982 • Market Square Arena • Indianapolis, Ind.

Michael Brooks hit six free throws for Tennessee in the game's final minute to secure a 61-57 victory over Southwestern Louisiana.

"We did some things right that assured the win," Tennessee coach Don DeVoe said. "The key was having the lead going into the final five minutes. We had our best foul shooters in the game, and we kept the ball in the best man's hands."

The Vols trailed 35-33 with 16:58 to play. Back-to-back buckets by Tyrone Beaman gave the Vols a 37-35 advantage, but a lay-up from Dion Brown for the Ragin' Cajuns tied the game at 37.

The Vols then outscored Southwestern Louisiana 14-6 over the game's next nine minutes to hold a 51-43 lead with 6:39 left to play. Two free throws from Dan Gay and a lay-up each from Alford Turner and Johnny Collins off of Vol turnovers cut the margin to 51-49.

Two free throws and a jumper from Dale Ellis opened the margin back up to 55-49 with just under four minutes to go.

"We got the ball to Dale Ellis in the second half," DeVoe said. "Those two turnovers were the turning point that allowed Southwestern Louisiana to come back. They got themselves back in the game because of their ability to persevere."

Ellis finished with a game-high 23 points, and Brooks finished with 16. Turner had 14 points to lead Southwestern Louisiana.

"We expected Ellis to be outstanding, and he certainly was," Southwestern Louisiana coach Bobby Paschal said. "We knew if they had the lead as the clock ran down, it would be difficult. They are an excellent free-throw shooting team. Near the end, we knew it was a calculated risk to foul, but there was no other way."

NOTES: Dale Ellis was named the SEC's Player of the Year, and Don DeVoe was named the league's Coach of the Year following the 1982 season.

VISITORS: Tennessee 20-9

	FG	FT	REBS	PF	TP	A	TO	BI	St	Min	
14 Dale Ellis	f	9-15	5-6	6	3	23	2	4	0	2	40
53 Steve Ray	f	2-5	0-0	4	2	4	2	0	1	2	34
40 Willie Burton	c	1-3	0-0	4	2	2	1	1	0	0	25
10 Tyrone Beaman	g	4-6	0-2	2	3	8	6	2	0	2	30
21 Michael Brooks	g	5-10	6-6	1	4	16	1	5	1	0	33
22 Jerald Hyatt		0-1	2-2	1	0	2	2	1	0	1	17
31 Kevin Woods		1-1	0-0	0	0	2	0	0	0	0	6
33 Dan Federmann		2-2	0-0	3	3	4	0	1	0	0	15
TEAM			6								
Totals		24-43	13-16	27	17	61	14	14	2	7	200

TOTAL FG%	1st Half: 13-22 59.1%	2nd Half: 11-21 52.4%	Game: 55.8%
F Throw%	1st Half: 3-4 75.0%	2nd Half: 10-12 83.3%	Game: 81.3%

HOME TEAM: Southwestern Louisiana 24-8

	FG	FT	REBS	PF	TP	A	TO	BI	St	Min	
21 Dion Brown	f	6-10	1-2	7	3	13	0	1	0	1	38
40 Graylin Warner	f	3-8	0-0	3	4	6	0	3	1	0	35
44 Dan Gay	c	2-7	4-4	4	1	8	1	2	0	1	40
11 Alford Turner	g	4-9	6-9	1	4	14	0	0	1	1	37
15 Johnny Collins	g	5-7	0-0	1	5	10	0	4	0	3	39
33 Alonza Allen		2-4	0-0	0	0	4	0	2	0	0	11
TEAM		1-1		6		2					
Totals		23-46	11-15	22	17	57	1	12	2	6	200

TOTAL FG%	1st Half: 14-24 58.3%	2nd Half: 9-22 41.0%	Game: 50.0%
F Throw%	1st Half: 1-3 33.3%	2nd Half: 10-12 83.3%	Game: 73.3%

Officials: Paul Houseman, Denny Bishop, Mickey Crowley
 Technical fouls: none
 Attendance: 12,206

Score by Periods	1st	2nd	Total
Tennessee	29	32	61
Southwestern Louisiana	29	28	57

1982 NCAA East Region — Second Round

#9	Tennessee (20-10)	51
#1	Virginia (30-3)	54

March 14, 1982 • Market Square Arena • Indianapolis, Ind.

Tennessee missed 4-of-5 free throws in the final 3:12, and Virginia's Ricky Stokes hit two with 15 seconds remaining to lift Virginia to a 54-51 victory in a rematch of a 1981 NCAA Tournament game.

Tennessee had made 10 consecutive free throws during the second half, but those shots didn't fall during crunch time. Tyrone Beaman missed the front end of a one-and-one and then missed the back end of a one-and-one. Michael Brooks, who hit six straight in the final minute of the first-round Vol victory two days prior, then missed the front end of a one-and-one. Dan Federmann followed that with a miss.

"When it got down to it, we choked at the foul line," Tennessee coach Don DeVoe said. "We just did not do what it takes internally to win. Stokes just did what we could not do."

The one free throw the Vols did make in the game's closing minutes gave them a 51-47 lead, but Ralph Sampson hit back-to-back buckets to pull the Cavaliers even at 51. Tennessee had a chance to regain the lead, but Federmann missed the front end of his one-and-one. Stokes then made his two to give Virginia a 53-51 lead.

"We had the game under control," Tennessee forward Dale Ellis said. "All we had to do was hit the free throws. That has been a problem."

Tennessee had a chance to tie the game at 53, but the play never developed, and a long jumper by Brooks was off the mark. Jones then hit a free throw for the final margin of victory.

"We had the right person taking the shot," DeVoe said. "Michael was a little anxious. I didn't think the shot was that poor, but we never got into our play."

The Vols got off to a fast start and opened up a 10-point lead at 24-14 in the first half behind 14 points from Brooks. Jones finished the first half by scoring five points in the final 21 seconds to pull Virginia to within 32-25 at the break.

Virginia continued to rally in the second half, as Jones and Sampson sparked a 15-2 rally to give the Cavaliers a 43-40 lead with 10:41 to go.

Brooks then scored eight straight points for Tennessee to give the Vols a 48-45 lead with 6:11 left in the game.

NOTES: Virginia was upset by UAB 68-66 in the regional semifinals.

VISITORS: Tennessee 20-10

	FG	FT	REBS	PF	TP	A	TO	BI	St	Min	
14 Dale Ellis	f	5-10	6-8	9	5	16	0	1	0	0	37
53 Steve Ray	f	2-3	0-0	3	4	4	3	2	0	0	36
40 Willie Burton	c	0-0	0-0	3	5	0	1	0	0	1	17
10 Tyrone Beaman	g	0-5	1-3	0	4	1	8	2	0	2	37
21 Michael Brooks	g	11-17	2-3	2	1	24	1	0	0	1	40
22 Jerald Hyatt		0-0	2-2	0	0	2	1	0	0	0	9
31 Kevin Woods		0-1	0-0	0	0	0	0	0	0	0	4
33 Dan Federmann		2-3	0-1	3	4	4	0	1	0	0	20
TEAM			4								
Totals		20-39	11-17	24	23	51	14	6	0	4	200

TOTAL FG%	1st Half: 14-25 56.0%	2nd Half: 6-14 42.9%	Game: 51.3%
F Throw%	1st Half: 4-6 66.7%	2nd Half: 7-11 63.6%	Game: 64.7%

HOME TEAM: Virginia 30-3

	FG	FT	REBS	PF	TP	A	TO	BI	St	Min	
04 Jim Miller	f	1-2	0-3	2	3	2	0	0	0	0	17
10 Craig Robinson	f	2-7	0-0	6	3	4	1	2	0	0	29
50 Ralph Sampson	c	9-14	1-6	9	2	19	2	0	2	0	36
24 Jeff Jones	g	4-6	2-5	7	2	10	3	1	1	1	38
45 Tim Mullen	g	4-6	1-2	0	2	9	0	2	0	0	24
11 Othell Wilson		2-3	1-2	1	1	5	1	1	0	0	22
15 Ricky Stokes		0-1	2-2	1	2	2	0	0	0	0	18
30 Kenton Edelin		1-2	1-1	2	4	3	0	0	0	1	16
TEAM			4								
Totals		23-41	8-21	32	19	54	7	7	3	2	200

TOTAL FG%	1st Half: 11-23 47.9%	2nd Half: 12-18 66.7%	Game: 56.1%
F Throw%	1st Half: 3-10 30.0%	2nd Half: 5-11 45.5%	Game: 38.1%

Officials: Jack Savidge, Charles Range, Arthur Mellace
 Technical fouls: None
 Attendance: Not available

Score by Periods	1st	2nd	Total
Tennessee	32	19	51
Virginia	25	29	54

1983 NCAA Mideast Region — First Round

#9	Marquette (19-11)	56
#8	Tennessee (20-11)	57

March 18, 1982 • Roberts Municipal Stadium • Evansville, Ind.

Michael Brooks hit two free throws with five seconds left in the game to secure a 57-56 NCAA Tournament victory over Marquette.

Brooks only had 11 points in the game, but four came via the charity stripe in the game's final 61 seconds. Brooks' two free throws with 1:01 remaining gave the Vols a 55-53 lead. Dale Ellis and Jerald Hyatt had just missed opportunities at the foul line before Brooks gave the Vols their two-point lead.

Kevin Woods then came up with a steal on Marquette's ensuing possession and was fouled. He came up empty on the front end of a one-and-one. Doc Rivers countered by making one of his two free attempts on the next possession to cut the UT lead to 55-54 with 20 seconds left.

Brooks then brought the ball up court and was tied up in front of the Tennessee bench. It looked as though Brooks was going to be called for a five-second violation, but instead was fouled by Rivers. Brooks then sank the two free throws. Marquette's Kerry Trotter hit a lay-up at the buzzer to provide the final score.

"I wanted the ball," Brooks said. "I knew they would have to foul me because time was running out. I felt I could ice the game."

Brooks' free throws were his most obvious contribution to the Vol victory, but he also turned in a stellar performance on the defensive end. He held Rivers to 10 points and ran the Volunteer offense for 40 minutes. Rivers only hit 4-of-13 shots as Brooks guarded him most of the game.

"Michael sank those two free throws, but defense won this game," Tennessee guard Tyrone Beaman said. "He played probably his best defensive game. He came through for us in the clutch."

Tennessee trailed 43-38 with 11:38 remaining in the game, but a three-point play by Willie Burton, a bucket from Dale Ellis and two more free throws by Burton gave the Vols a 45-43 lead with 9:15 left. Tennessee then hit 10-of-15 free-throw attempts the rest of way including the two from Brooks. The only field goal the Vols scored in the last 10 minutes was a long jumper from Brooks.

NOTES: The victory over Marquette was the 100th for Don DeVoe at Tennessee ... Tennessee was only one of six teams to appear in the past five NCAA Tournaments, with the other teams being Arkansas, Georgetown, Iowa, Louisville and North Carolina.

VISITORS: Marquette 19-11

	FG	FT	REBS		PF	TP	A	TO	Bl	St	Min
			O-D-T								
22 Dwayne Johnson	f 3-5	3-4	1-3-4	4	9	3	2	0	1	38	
52 Marc Marotta	f 7-12	1-1	5-5-10	5	15	1	2	1	2	39	
33 Terrell Schlundt	c 6-11	0-1	1-5-6	4	12	0	2	0	0	40	
20 Mandy Johnson	g 3-5	2-2	0-0-0	4	8	2	0	0	3	38	
31 Glenn Rivers	g 4-13	2-7	4-1-5	5	10	3	4	0	1	39	
21 Terry Reason	0-0	0-0	0-0-0	0	0	0	0	0	0	3	
32 Kerry Trotter	1-1	0-0	0-0-0	0	1	0	0	0	0	2	
TEAM			5								
Totals	24-47	8-15	11-14-30	22	56	9	10	1	7	200	

TOTAL FG%	1st Half: 13-27 48.7%	2nd Half: 11-20 55.0%	Game: 51.1%
F Throw%	1st Half: 2-3 66.7%	2nd Half: 6-12 50.0%	Game: 53.3%

HOME TEAM: Tennessee 20-11

	FG	FT	REBS		PF	TP	A	TO	Bl	St	Min
			O-D-T								
14 Dale Ellis	f 7-9	6-10	0-4-4	3	20	0	2	0	1	40	
40 Willie Burton	f 3-7	4-5	3-2-5	5	10	2	4	0	1	32	
33 Dan Federmann	c 3-5	0-1	2-0-2	2	6	0	0	0	0	16	
10 Tyrone Beaman	g 3-5	0-0	0-0-0	5	6	5	1	0	0	32	
21 Michael Brooks	g 3-6	5-5	1-3-4	1	11	0	2	0	0	40	
22 Jerald Hyatt	0-1	0-1	0-0-0	0	0	1	0	0	1	11	
30 Tyrone Harper	2-3	0-0	1-0-1	0	4	1	0	0	0	17	
31 Kevin Woods	0-1	0-2	0-2-2	1	0	0	0	1	0	11	
34 Rob Jones	0-0	0-0	0-0-0	0	0	0	0	0	0	1	
TEAM			6								
Total	21-37	15-27	7-11-25	17	57	9	9	1	3	200	

TOTAL FG%	1st Half: 14-23 60.9%	2nd Half: 7-14 50.0%	Game: 56.8%
F Throw%	1st Half: 0-2 0.0%	2nd Half: 15-26 57.7%	Game: 55.6%

Officials: John Dabrow, Bob Garibaldi, Peter Pevia
 Technical fouls: None
 Attendance: Not available

Score by Periods	1st	2nd	Total
Marquette	28	28	56
Tennessee	28	29	57

1983 NCAA Mideast Region — Second Round

#8	Tennessee (20-12)	57
#1	Louisville (30-3)	70

March 20, 1982 • Roberts Municipal Stadium • Evansville, Ind.

Louisville used an 11-2 run midway through the second half to halt a Tennessee rally and post a 70-57 victory over the Vols.

The Cardinals used their pressure defense in the first half to force 10 Tennessee turnovers, which enabled Louisville to open up a 34-27 halftime lead. A 15-foot jumper from Lancaster Gordon and a layup from Charles Jones pushed the lead to 42-30 with 15:26 left in the game.

The Vols then mounted a rally. Two buckets apiece from Dale Ellis and Willie Burton keyed a 13-3 scoring run for the Vols as they pulled to within 45-43 with 10:26 on the clock.

Louisville then called timeout to regroup. The Cardinals responded with an 11-2 rally to open the lead back out to 56-45 with just under six minutes left in the game. Tennessee could get no closer than eight points the rest of the way.

"We had worked so hard to get that close," Tennessee point guard Tyrone Beaman said. "They get a couple of quick, easy baskets and it took a little bit out of everybody."

Ellis was held to 13 points, nine below his season average, on 6-of-13 shooting. Louisville's man-to-man defense made him work hard to get the ball, and the Cardinals' fast-break offense continually put pressure on the Vols to get back on defense.

"This is as tired as I've ever been on the court all year," Ellis said. "This is one of the worst shooting games ever. I missed a lot of easy shots."

Michael Brooks led the Vols with 18 points, and Beaman added 10. Louisville was led by Milt Wagner's 15 points and Scooter McCray's 10.

NOTES: The Mideast Regional Semifinals were held at Stokely Athletic Center ... Louisville advanced to the Final Four before losing 94-81 to Houston ... Ellis finished his career as the third all-time leading scorer at Tennessee behind Ernie Grunfeld and Reggie Johnson.

VISITORS: Tennessee 20-12

	FG	FT	REBS		PF	TP	A	TO	Bl	St	Min
			O-D-T								
14 Dale Ellis	f 6-13	1-3	1-4-5	4	13	0	5	0	2	35	
40 Willie Burton	f 4-10	1-2	4-3-7	0	9	2	1	2	2	36	
33 Dan Federmann	c 1-1	1-2	0-3-3	4	3	1	1	0	2	14	
10 Tyrone Beaman	g 4-7	2-2	1-0-1	5	10	3	6	0	2	33	
21 Michael Brooks	g 8-17	2-2	0-1-1	2	18	5	4	0	2	40	
22 Jerald Hyatt	0-1	0-0	0-0-0	1	0	1	0	0	0	16	
23 Myron Carter	0-0	0-0	0-0-0	0	0	0	0	0	0	1	
30 Tyrone Harper	1-4	0-0	2-0-2	1	2	0	0	0	0	8	
31 Kevin Woods	1-3	0-0	1-2-3	0	2	0	0	0	0	10	
34 Rob Jones	0-0	0-0	0-0-0	0	0	0	0	0	0	3	
TEAM			3								
Totals	25-56	7-11	25	17	57	12	17	2	12	200	

TOTAL FG%	1st Half: 12-28 42.3%	2nd Half: 13-28 46.4%	Game: 44.7%
F Throw%	1st Half: 3-4 75.0%	2nd Half: 4-7 57.1%	Game: 63.6%

HOME TEAM: Louisville 30-3

	FG	FT	REBS		PF	TP	A	TO	Bl	St	Min
			O-D-T								
21 Scooter McCray	f 5-7	0-0	1-4-5	4	10	3	3	2	2	32	
22 Rodney McCray	f 0-1	1-2	1-5-6	0	1	2	1	0	2	33	
33 Charles Jones	c 7-8	4-7	5-6-11	0	18	3	5	2	2	35	
4 Lancaster Gordon	g 7-15	4-4	1-0-1	1	18	2	6	0	2	36	
20 Milt Wagner	g 6-10	3-4	1-0-1	2	15	2	3	1	2	31	
00 Robbie Valentine	0-0	0-0	0-0-0	0	0	0	0	0	0	1	
23 Chris West	0-0	0-0	0-0-0	0	0	0	0	0	0	1	
42 Jeff Hall	0-2	2-2	0-0-0	0	2	0	0	0	0	12	
45 Danny Mitchell	0-0	0-0	0-0-0	0	0	0	0	0	0	1	
55 Billy Thompson	2-4	2-4	0-3-3	1	6	1	0	1	1	18	
TEAM			4								
Totals	27-47	16-23	9-18-31	8	70	13	18	6	11	200	

TOTAL FG%	1st Half: 14-28 50.0%	2nd Half: 13-19 68.4%	Game: 57.4%
F Throw%	1st Half: 6-8 75.0%	2nd Half: 10-15 66.7%	Game: 69.6%

Officials: John Dabrow, Bob Garibaldi, Phil Robinson
 Technical fouls: None
 Attendance: 11,900

Score by Periods	1st	2nd	Total
Tennessee	27	30	57
Louisville	34	36	70

OUTLOOK

PLAYERS

STAFF

REVIEW

RESULTS

RECORDS

HONORS

POSTSEASON

VOLMANAC

MEDIA INFO



ALL-TIME NCAA GAME RECAPS

1989 NCAA East Region — First Round

#10	Tennessee (19-11)	68
#7	West Virginia (26-4)	84
<i>March 16, 1989 • Greensboro Coliseum • Greensboro, N.C.</i>		

Tennessee fell behind by 10 points less than five minutes into the game and never recovered as West Virginia cruised to an 84-68 victory.

It was the Vols' first NCAA Tournament appearance in six years, but the Mountaineers made UT's visit a short one. West Virginia scored on its first nine possessions, and its defense frustrated the Vols throughout the game.

"West Virginia got the upper hand about as quickly as you can in an NCAA Tournament game," Tennessee coach Don DeVoe said. "It was obviously a game where we didn't do many things right. West Virginia did a lot of things right, and the scoreboard bore that out."

Tennessee shot 29 percent from the floor in the first half and fell behind as many as 15 points. The Vols battled back to go into the break trailing 35-23, but the opening minutes of the second half once again put the Vols in a deep hole.

The Mountaineers scored the first six points of the second half, which keyed a 12-4 run that opened the lead to 47-27 with 16:51 left in the game. Tennessee got back to within 57-45 on a 3-pointer from Doug Roth, but West Virginia answered with two buckets. Tennessee never got closer than 12 points the rest of the game.

West Virginia shot a blistering 77 percent from the field in the second half on 17-of-22 shooting and finished the game at 62 percent. Tennessee finished the game shooting 38 percent from the field.

"It looked like to me the guys were playing a little tight at both ends of the floor," DeVoe said. "I know it's the NCAA (Tournament), but that's when you should bring your game up to another level."

Dyron Nix led the Vols with 22 points, and West Virginia native Greg Bell added 14. Starting guard Clarence Swarengen, who was averaging 12 points a game, played only 14 minutes and did not score.

NOTES: Tennessee had won five consecutive first round NCAA Tournament games before losing to West Virginia ... West Virginia lost to Duke 70-63 in the second round.

VISITORS: Tennessee 19-11				REBS			
	FG	3PT	FT	O-D-T	PF	TP	A TO Bl St Min
31 Dyron Nix	f 10-20	0-4	2-4	5-3-8	3	22	1 1 0 0 37
33 Mark Griffin	f 1-5	1-4	0-0	2-1-3	4	5	1 2 0 1 26
50 Doug Roth	c 5-13	3-6	0-4	4-6-10	4	13	1 4 1 0 38
11 C. Swarengen	g 0-4	0-1	0-0	1-2-3	0	0	2 0 0 0 14
25 Travis Henry	g 1-2	1-1	0-0	0-1-1	3	3	0 1 0 0 14
10 Jay Price	0-0	0-0	0-0	0-0-0	1	0	0 0 0 0 1
15 Ron Taylor	2-9	2-9	1-2	0-0-0	2	7	4 0 0 0 2 17
23 Greg Bell	5-10	3-6	1-2	0-1-1	4	14	5 1 0 1 32
34 Ronnie Reese	0-1	0-0	0-0	0-0-0	0	0	0 0 0 0 2
51 Ian Lockhart	2-5	0-0	2-2	2-0-2	5	6	0 1 0 0 17
TEAM							
Totals	26-69	10-31	6-14	15-13-30	26	68	13 12 1 4 200

TOTAL FG%	1st Half: 9-31 29.0%	2nd Half: 17-38 44.7%	Game: 37.7%
3-Pt. FG%	1st Half: 1-7 14.3%	2nd Half: 9-24 37.5%	Game: 32.3%
F Throw%	1st Half: 4-8 50.0%	2nd Half: 2-6 33.3%	Game: 42.9%

HOME TEAM: West Virginia 26-4				REBS			
	FG	3PT	FT	O-D-T	PF	TP	A TO Bl St Min
24 Darryll Prue	f 5-8	0-0	2-2	3-3-6	4	12	2 1 0 0 29
23 Chris Brooks	f 2-7	0-0	0-1	0-1-1	4	4	0 0 0 0 20
42 Ray Foster	c 6-7	0-0	7-8	2-9-11	3	19	0 2 2 1 35
32 Herbie Brooks	g 8-12	0-0	6-7	2-0-2	12	2	4 0 2 3 34
04 Steve Berger	g 4-6	1-3	5-7	1-4-5	0	14	7 4 0 3 35
03 Tracy Shelton	3-4	0-0	4-5	0-1-1	10	2	1 0 1 1 12
11 Chris Leonard	0-0	0-0	0-0	0-1-0	0	0	0 0 0 0 1
21 Shaun Jackson	0-0	0-0	0-0	0-1-0	0	1	0 1 0 0 6
25 Mike Yoest	0-0	0-0	0-0	0-0-0	1	0	0 0 0 0 4
33 Wade Smith	1-3	0-0	1-2	0-4-4	1	3	0 2 1 0 22
34 Thomas Kroger	0-0	0-0	0-1	0-2-2	0	0	0 0 0 0 2
TEAM							
Totals	29-47	1-3	25-33	8-26-36	14	84	14 15 3 7 200

TOTAL FG%	1st Half: 12-25 48.0%	2nd Half: 17-22 77.3%	Game: 61.7%
3-Pt. FG%	1st Half: 1-3 33.3%	2nd Half: 0-0 0.0%	Game: 33.3%
F Throw%	1st Half: 10-13 76.9%	2nd Half: 15-20 75.0%	Game: 75.6%

Officials: Tom Rucker, Stan Rute, Duke Edsall
 Technical fouls: None
 Attendance: Not available

Score by Periods	1st	2nd	Total
Tennessee	23	45	68
West Virginia	35	49	84

1988 NCAA West Region — First Round

#9	Illinois State (25-5)	OT 82
#8	Tennessee (20-9)	81
<i>March 12, 1988 • Arco Arena • Sacramento, Calif.</i>		

Illinois State's Dan Muller scored the winning basket off a pass from Kyle Cartmill with 1.3 seconds left to lift the Redbirds to an 82-81 overtime victory over Tennessee.

The Vols had taken an 81-80 lead on C.J. Black's layup off a pass from Tony Harris with 15.4 seconds left before the game-winning bucket by Muller.

The Vols struggled in the second half with foul trouble and poor shooting. They finished the game shooting 36.7 percent from the field and had nearly a five-minute stretch in the second half without scoring. A free throw by Harris at the 7:13 mark finally broke the scoring drought, but the Vols found themselves down 66-58.

The Vols battled back to tie the score at 70 on Black's rebound and basket with 2:53 left. Tennessee took a 72-70 lead on Black's slam dunk off a pass from Brandon Wharton, but Illinois State tied the score on Steve Hansell's layup with 53 seconds left.

That gave the Vols the ball back with a chance to win. They worked the shot clock down to 17 seconds and the game clock down to 34.6 before calling a timeout.

Wharton took a 3-pointer from the top of the key with 22 seconds left, but missed and Illinois State rebounded.

The Redbirds had their own chance at a game-winning shot, but Hill missed a 14-foot jumper. The Vols rebounded and threw a desperation pass, but it was on to overtime.

Tennessee had opened up a nine-point lead in the first half but could not put the Redbirds away. Back-to-back 3-pointers from Rico Hill and Steve Hansell at the end of the half enabled the Redbirds to pull within 41-38 at the break.

NOTES: Illinois State's starting backcourt during the season did not play due to injury ... Skipp Schaeffbauer broke his leg in the MVC tournament; Jamar Smiley didn't start because of back problems ... Smiley got into the game, but immediately came out writing in pain and was taken for treatment ... This was Tennessee's first appearance in the NCAA Tournament in nine years ... The Redbirds lost 82-49 to Arizona in the second round.

VISITORS: Illinois State 25-5				REBS			
	FG	3PT	FT	O-D-T	PF	TP	A TO Bl St Min
42 Rico Hill	f 6-23	3-6	7/11	1-2-3	3	22	4 2 0 1 42
44 Dan Muller	f 3-7	2-4	0-0	2-8-10	1	8	3 4 1 1 45
32 LeRoy Watkins	c 6-5	0-0	6-6	2-1-3	2	18	0 2 2 1 25
11 Steve Hansell	g 5-14	1-1	5-5	1-8-9	4	16	6 2 0 1 41
24 Kyle Cartmill	g 3-5	1-1	2-2	1-2-3	4	9	6 0 6 0 2 40
15 Jamar Smiley	0-0	0-0	0-0	0-0-0	1	0	0 0 0 0 1
23 Kenneth Pierson	0-2	0-0	0-0	0-3-3	0	0	0 0 0 0 7
35 Rob Gibbons	2-4	0-1	5-8	2-4-6	4	9	0 1 0 0 24
TEAM							
Totals	25-60	7-13	25-32	10-31-41	19	82	19 17 3 6 225

TOTAL FG%	1st Half: 12-26 46.2%	2nd Half: 9-28 32.1%	Game: 41.7%
3-Pt. FG%	1st Half: 5-7 71.4%	2nd Half: 2-6 33.3%	Game: 53.8%
F Throw%	1st Half: 9-12 75.0%	2nd Half: 14-17 82.4%	Game: 78.1%

HOME TEAM: Tennessee 20-9				REBS			
	FG	3PT	FT	O-D-T	PF	TP	A TO Bl St Min
03 Rashard Lee	f 4-18	1-8	0-0	5-6-11	1	9	2 0 0 1 27
43 C.J. Black	f 8-12	0-1	2-2	4-2-6	4	18	0 4 1 2 34
40 Torrey Harris	c 3-5	0-0	0-0	2-1-3	5	6	0 0 3 0 19
14 Tony Harris	g 1-13	0-6	8-11	0-5-5	2	10	9 2 0 2 44
15 Brandon Wharton	g 8-21	4-9	3-3	1-3-4	3	23	3 4 0 1 44
05 Aaron Green	3-5	1-2	0-0	1-1-2	4	7	0 1 0 0 10
32 Del Baker	0-1	0-1	2-2	0-0-0	0	2	0 0 0 0 2
33 Scott Moore	0-0	0-0	0-0	0-0-0	0	0	0 0 0 0 8
34 Vegas Davis	0-2	0-2	0-0	0-2-2	0	0	0 0 0 0 9
44 Isiah Victor	2-2	0-0	2-3	2-3-5	3	6	1 2 2 4 28
TEAM							
Totals	29-79	6-29	17-21	20-26-46	22	81	15 13 6 10 225

TOTAL FG%	1st Half: 13-37 35.1%	2nd Half: 13-24 53.3%	Game: 36.7%
3-Pt. FG%	1st Half: 5-9 55.6%	2nd Half: 3-16 18.8%	Game: 20.7%
F Throw%	1st Half: 13-14 92.9%	2nd Half: 4-7 57.1%	Game: 81.0%

Officials: Larry Lembo, Jim Haney, Eddie Jackson
 Technical fouls: none
 Attendance: 15,284

Score by Periods	1st	2nd	OT	Total
Illinois State	38	34	10	82
Tennessee	41	31	9	81



1999 NCAA East Region — First Round

#13	Delaware (24-6)	52
#4	Tennessee (21-8)	62

March 12, 1999 • Charlotte Coliseum • Charlotte, N.C.

Tennessee's offense was sputtering, but the Vols turned up their defensive pressure to post a 62-52 victory over Delaware. It was the Vols' first NCAA Tournament win in 16 years.

The Vols shot only 33 percent from the field but held Delaware to 30 percent shooting. Forward Mike Pegues did score 23 points for Delaware, but it came on 7-of-23 shooting. Tennessee's perimeter defense held the Blue Hens starting perimeter players to 2-of-13 shooting from 3-point range.

"As long as we play defense like we did today, we have a chance to win, no matter how bad we shoot the ball," Tennessee guard Brandon Wharton said.

Wharton scored all 16 of his points in the second half after missing seven shots in the first half, including an uncontested layup after a steal.

"I just kept telling the players 'Continue to play good defense, and the shots are going to fall. Believe me. Trust me. They're going to fall,'" Tennessee coach Jerry Green said.

Two free throws from Pegues gave Delaware a 20-14 lead with 3:45 left in the first half. Tennessee then reeled off 11 unanswered points to open a 25-20 lead with 35 seconds left in the half. Pegues hit a jumper at the first half buzzer to pull the Blue Hens to within three at the break and then opened the second half with a 3-pointer to tie the game at 25.

Tennessee then got the offense rolling with a layup from Wharton, a 3-pointer from Tony Harris and a C.J. Black dunk. The Vols led 32-25 and never trailed again.

"We were almost too ready to play," Green said. "Survive and advance. That's what it's all about."

NOTES: Tennessee's win snapped Delaware's 13-game winning streak ... Delaware's point total and field-goal percentage were its lowest of the season ... Delaware won the America East Conference Tournament to earn its bid to the NCAA Tournament.

VISITORS: Delaware 24-6

	FG	3PT	FT	REBS	O-D-T	PF	TP	A	TO	Bl	St	Min
05 Mike Pegues	f	7-23	0-1	9-14	3-7-10	2	23	2	6	0	2	33
13 Kestuis Marci	f	2-8	0-5	2-2	1-2-3	2	6	1	2	0	1	26
10 John Bennett	c	3-6	0-0	1-2	7-7-14	4	5	0	3	2	0	33
15 John Gordon	g	3-9	1-5	0-0	1-4-5	5	7	4	1	0	1	39
03 Tyrone Perry	g	3-6	1-3	0-2	0-1-1	2	7	0	1	0	2	26
23 Madou Diouf		1-3	0-0	0-0	0-0-0	1	2	0	0	0	0	24
24 Greg Miller		0-2	0-1	2-2	0-0-0	1	2	0	1	0	0	19
TEAM					4-6-10				3			
Totals		18-57	2-15	14-22	16-27-43	17	52	7	17	2	6	200

TOTAL FG%	1st Half: 5-22.7%	2nd Half: 12-35.34%	Game: 29.8%
3-Pt. FG%	1st Half: 0-4.00%	2nd Half: 1-11.91%	Game: 6.7%
F Throw%	1st Half: 6-11.72.7%	2nd Half: 5-8.62.5%	Game: 68.4%

HOME TEAM: Tennessee 21-8

	FG	3PT	FT	REBS	O-D-T	PF	TP	A	TO	Bl	St	Min
22 Vincent Yarbrough	f	1-4	0-1	4-4	2-2-4	2	6	1	2	1	0	21
43 C.J. Black	f	2-7	0-1	5-6	4-3-7	2	9	2	0	1	26	
40 Torrey Harris	c	0-0	0-0	0-0	1-2-3	3	0	0	1	0	0	14
14 Tony Harris	g	3-8	2-5	2-2	0-1-1	0	10	1	6	0	3	37
15 Brandon Wharton	g	5-18	1-5	5-6	2-5-7	4	16	4	3	0	1	39
44 Isaiah Victor		7-15	0-1	0-1	5-9-14	4	14	0	2	2	0	25
03 Rashard Lee		1-4	0-2	2-4	0-4-4	2	4	0	2	0	2	21
55 Charles Hathaway		1-2	0-0	1-2	0-2-2	3	3	0	1	0	16	
34 Vegas Davis		0-1	0-1	0-0	0-0-0	0	0	0	0	0	1	2
32 Del Baker		0-1	0-1	0-0	0-0-0	0	0	0	0	0	0	1
TEAM					1-4-5							
Totals		20-61	3-17	19-25	15-32-47	21	62	8	19	5	7	200

TOTAL FG%	1st Half: 9-33.27.3%	2nd Half: 11-28.39.3%	Game: 32.8%
3-Pt. FG%	1st Half: 1-11.91%	2nd Half: 2-6.33.3%	Game: 17.6%
F Throw%	1st Half: 6-11.54.5%	2nd Half: 13-14.92.9%	Game: 76.0%

Officials: Dave Libbey, Jerry Petro, Paul Janssen
 Technical fouls: None
 Attendance:

Score by Periods	1st	2nd	Total
Delaware	22	30	52
Tennessee	25	37	62

1999 NCAA East Region — Second Round

#9	SW Missouri State (22-10)	81
#4	Tennessee (21-9)	51

March 14, 1999 • Charlotte Coliseum • Charlotte, N.C.

Poor shooting proved costly for the Vols as Southwest Missouri State gave Tennessee its worst loss ever in NCAA Tournament action with an 81-51 final.

Tennessee shot 29.5 percent from field and hit only 6-of-29 3-point attempts for 20.7 percent.

"Their defense didn't give us many open looks," forward Isiah Victor said. "And when they did, we weren't making those shots either, so it really didn't matter."

Southwest Missouri State, on the other hand, shot 51.9 percent from the field and hit 9-of-22 3-pointers. It was a 3-pointer at the end of the first half that seemed to douse all hopes of a Vol victory. Ken Stringer banked in a 25-footer at the buzzer to give the Bears a 36-26 halftime lead.

Southwest Missouri then opened the second half by scoring on nine of its first 10 possessions. The lead expanded to 58-33 with 12:38 to play.

"I'd say they played a perfect ball game," Tennessee coach Jerry Green said. "The more shots they hit, the more confident they got and the less we got. It seemed all the basketball gods were on their side and not on ours."

Tennessee never led in the game, as the Bears jumped out to a 9-2 lead 3:10 into the game. The Bears got two easy buckets off of Tennessee turnovers caused by a full-court press. It was all uphill from there.

NOTES: Southwest Missouri State lost to Duke in the Regional Semifinals ... Southwest Missouri State won the Missouri Valley Conference to earn its trip to the NCAA Tournament ... A Missouri Valley Conference team (Illinois State) also eliminated the Vols from the 1998 NCAA Tournament.

VISITORS: SW Missouri State 22-10

	FG	3PT	FT	REBS	O-D-T	PF	TP	A	TO	Bl	St	Min
05 Ken Stringer	f	4-7	2-2	0-1	0-5-5	0	10	2	0	1	0	28
23 Ron Bruton	f	5-5	0-0	2-2	1-4-5	3	12	1	1	1	4	29
32 Danny Moore	c	8-14	2-2	7-9	2-6-8	1	25	1	1	1	0	34
12 William Fontlerio	g	1-5	0-2	4-7	0-2-2	3	6	4	1	1	1	30
24 Kevin Ault	g	1-11	2-8	2-2	1-5-6	2	14	5	3	0	1	31
03 Paul Murrans		5-2	1-1	0-0	0-1-1	0	3	0	0	0	0	2
04 Brandon Miller		0-0	0-0	0-0	0-0-0	0	0	0	0	0	0	4
10 Ryan Bettenhaus		0-0	0-0	0-0	0-0-0	0	0	0	0	0	0	8
20 Scott Brakebill		0-0	0-0	0-0	0-4-4	2	0	0	0	0	0	9
21 Eric Judd		1-3	0-2	1-1	1-0-1	0	3	1	0	0	0	2
25 Butch Tshomba		0-1	0-1	0-0	0-0-0	0	0	0	0	0	0	2
33 Allen Phillips		3-5	2-4	0-2	0-2-2	1	8	3	0	0	0	15
50 Matt Reuter		0-1	0-0	0-0	1-0-1	1	0	0	0	0	1	6
TEAM					1-1-2							
Totals		28-54	9-22	6-24	7-30-37	13	81	17	6	4	7	200

TOTAL FG%	1st Half: 13-25.52.0%	2nd Half: 15-29.51.7%	Game: 51.9%
3-Pt. FG%	1st Half: 5-12.41.7%	2nd Half: 4-10.40.0%	Game: 40.9%
F Throw%	1st Half: 3-9.55.6%	2nd Half: 11-15.73.3%	Game: 66.7%

HOME TEAM: Tennessee 21-9

	FG	3PT	FT	REBS	O-D-T	PF	TP	A	TO	Bl	St	Min
22 Vincent Yarbrough	f	1-7	0-4	4-4	2-4-6	3	6	0	1	0	0	23
40 Torrey Harris	f	0-0	0-0	0-0	1-0-1	2	0	0	0	0	0	8
43 C.J. Black	c	1-6	0-1	2-4	2-1-3	2	4	0	1	1	0	22
14 Tony Harris	g	2-11	2-10	0-0	0-1-1	3	6	4	5	0	0	33
15 Brandon Wharton	g	5-16	1-6	0-0	0-3-3	3	11	2	1	0	0	32
03 Rashard Lee		2-4	1-2	2-2	1-2-3	2	7	0	2	0	0	20
05 Aaron Gene		0-0	0-0	0-0	0-0-0	0	0	0	0	0	0	1
32 Del Baker		0-3	0-1	0-0	2-1-3	0	3	0	0	1	0	13
34 Vegas Davis		1-3	1-3	0-0	1-1-2	0	3	0	0	1	0	21
44 Isaiah Victor		5-8	1-2	0-0	4-4-8	4	11	1	2	0	0	21
55 Charles Hathaway		1-3	0-0	1-2	0-4-4	2	3	0	1	0	1	17
TEAM					2-3-5							
Totals		18-61	6-29	9-12	15-24-39	21	51	7	13	3	2	200

TOTAL FG%	1st Half: 10-30.33.3%	2nd Half: 8-31.5.8%	Game: 29.5%
3-Pt. FG%	1st Half: 3-13.23.1%	2nd Half: 3-16.18.8%	Game: 20.7%
F Throw%	1st Half: 3-6.50.0%	2nd Half: 6-6.100.0%	Game: 75.0%

Officials: Dave Libbey, Gene Monje, Bob Sitov
 Technical fouls: None
 Attendance: 20,172

Score by Periods	1st	2nd	Total
SW Missouri State	36	45	81
Tennessee	26	25	51

2000 NCAA South Region — First Round

#13	Louisiana-Lafayette (25-9)	58
#4	Tennessee (25-6)	63

March 17, 2000 • Birmingham-Jefferson Civic Center • Birmingham, Ala.

Tony Harris made two free throws with 10.8 seconds to play to help Tennessee seal a 63-58 victory over Louisiana-Lafayette.

Louisiana-Lafayette cut UT's lead to two at 60-58 on Brett Smith's jumper with 45 seconds to play. With the shot clock running down, Harris made a move to the basket and appeared to turn the ball over to Smith. But Smith was called for a reach-in foul that sent Harris to the line with 15 seconds to play. He missed the front end of the one-and-one, Ron Slay got the rebound and was flagrantly fouled by Smith with 13 seconds to go, allowing Tennessee to keep the ball after the free throws.

Slay missed both free throws, and UT in-bounded the ball to Harris, who was quickly fouled. Harris hit both shots to seal the victory.

Tennessee trailed most of the game. The Vols were down 48-42 with just under 10 minutes left to play. Slay, a freshman from Nashville, then got the Vols' offense rolling. Slay scored 11 of his 15 points in the final 8:15, including a coast-to-coast drive that he converted into a three-point play. Slay's drive cut what had been a six-point Louisiana-Lafayette lead to 48-45 with 8:15 remaining.

"When Ron took it all the way, I felt we had 'Mo' (momentum) back on our side and had it going the right direction," UT coach Jerry Green said.

Slay's 8-footer inside the Cajuns' variation of a 2-3 zone defense broke a 54-54 tie at the 4:07 mark. He hit a similar shot to make it 60-56, Vols, with 1:48 to play.

"We struggled offensively, but our defense kept us in the game," Green said. "We did just exactly what we had to do down the stretch to win the game."

Harris and Slay led Tennessee with 15 points each. C.J. Black added 14 while shooting 10-of-10 from the foul line, and Vincent Yarbrough scored 11. Lonnie Thomas led the Cajuns with 19 points.

NOTES: Louisiana-Lafayette earned its bid to the NCAA Tournament by winning the Sun Belt Conference.

VISITORS: Louisiana-Lafayette 25-9

		FG		3PT	FT	O-D-T		PF	TP	A	TO	Bl	St	Min
30	Lonnie Thomas	f	9-16	0-0	1-1	3-2-5	5	19	1	4	1	1	25	
52	Reggie DeGray	f	2-3	0-1	0-0	0-0-0	5	4	1	2	0	0	11	
42	Brett Smith	c	2-4	0-0	2-3	7-3-10	3	6	0	1	0	1	33	
13	Billy Jones	g	1-8	1-3	0-0	1-6-7	2	3	1	3	0	1	28	
23	Blane Harmon	g	1-5	1-5	0-0	0-0-0	4	3	2	0	0	0	19	
22	Orlando Butler	g	5-13	2-9	0-0	2-4-6	1	12	3	0	0	1	33	
01	Jarret Evans	f	1-2	1-2	0-0	0-0-0	0	3	0	0	0	0	5	
05	Kenneth Lawrence	g	0-6	0-2	0-0	1-4-5	1	0	6	3	0	0	27	
32	Darryl Robins	g	0-1	0-0	0-0	0-2-2	0	0	0	0	0	0	3	
33	Shea Whiting	g	1-3	0-0	2-4	1-2-2	0	0	1	0	0	0	7	
41	Derrick Warren	g	0-0	0-0	0-0	0-0-0	0	0	0	0	0	0	1	
45	Kendall Regis	g	2-2	0-0	0-0	2-0-2	2	4	1	1	0	0	9	
TEAM						1-0-1								
Totals		24-63	5-22	5-8	18-23-41	25	58	15	1	4	200			

TOTAL FG%	1st Half: 11-31 35.5%	2nd Half: 13-33 39.4%	Game: 38.1%
3-Pt. FG%	1st Half: 4-13 30.8%	2nd Half: 10-10 10.0%	Game: 22.7%
F Throw%	1st Half: 3-6 50.0%	2nd Half: 2-2 100.0%	Game: 62.5%

HOME TEAM: Tennessee 25-6

		FG		3PT	FT	O-D-T		PF	TP	A	TO	Bl	St	Min
22	Vincent Yarbrough	f	3-8	3-7	2-3	1-6-7	2	11	1	2	1	1	38	
44	Isiah Victor	f	1-3	0-2	2-2	0-6-6	3	4	0	1	2	1	19	
43	C.J. Black	c	2-4	0-1	10-10	1-1-2	2	14	0	2	2	0	34	
14	Tony Harris	g	4-14	2-8	5-7	1-2-3	2	15	3	2	0	2	37	
42	Jon Higgins	g	1-6	1-5	1-2	2-0-2	1	4	3	0	0	1	33	
05	Harris Walker	g	0-3	0-2	0-0	0-0-0	0	0	0	1	0	0	7	
12	Marcus Haislip	g	0-0	0-0	0-0	0-0-0	0	0	0	1	0	0	3	
31	Terrence Woods	g	0-5	0-5	0-0	1-1-2	1	0	0	1	0	0	5	
35	Ron Slay	g	6-8	0-0	3-5	2-2-4	2	15	0	1	1	0	18	
55	Charles Hathaway	g	0-0	0-0	0-0	0-0-0	1	0	0	1	0	0	6	
TEAM						4-1-5								
Totals		17-51	6-30	23-29	12-19-31	14	63	7	12	6	5	200		

TOTAL FG%	1st Half: 6-23 26.1%	2nd Half: 11-30 36.7%	Game: 33.3%
3-Pt. FG%	1st Half: 3-13 23.1%	2nd Half: 3-17 17.6%	Game: 20.0%
F Throw%	1st Half: 11-13 84.6%	2nd Half: 12-16 75.0%	Game: 79.3%

Officials: David Libbey, Mark Reischling, Tom Gabutero
 Technical fouls: UL-DeGray, Harmon, Whiting. UT-Harris, Hathaway
 Attendance: 11,061

Score by Periods	1st	2nd	Total
Louisiana-Lafayette	29	29	58
Tennessee	26	37	63

2000 NCAA South Region — Second Round

#5	Connecticut (25-10)	51
#4	Tennessee (26-6)	65

March 19, 2000 • Birmingham-Jefferson Civic Center • Birmingham, Ala.

Tennessee capitalized on an ankle injury that limited Connecticut point guard Khalid El-Amin to one basket in 13 minutes and posted a 65-51 victory. The Vols made school history by winning two games in the NCAA Tournament for the first time.

The Vols trailed only once, at 4-2, and had the upper hand, 32-22 by halftime. The Huskies cut a 12-point deficit to 38-34 when El-Amin hit his only basket, a 3-pointer, with 13:36 to play.

Vol freshman Jon Higgins answered with his own 3-pointer 14 seconds later, igniting a 16-4 run that put the game away.

Connecticut went 6:15 without scoring during the major portion of that stretch, missing six consecutive shots and turning the ball over twice.

One was a Higgins steal and break-away that ended up being juggled and dishes to Vincent Yarbrough for a dunk and subsequent free throw. The three-point play restored the margin to 44-34.

Tony Harris led the Vols with 18 points and shot 9-of-12 from the foul stripe. Yarbrough got 11 of his 14 in the first half, helping shoot the Huskies out of a zone defense with three 3-pointers. C.J. Black added 13 points, 10 in the second half, as UT penetrated UConn's defense for dunks and free throws.

The Vol defense also stood tall by converting seven steals into 14 points and holding the Huskies to 38.6 percent shooting. UT shot 44.7 percent from field which was up from 33.3 percent in the first round victory.

"We played awfully good," Tennessee coach Jerry Green said. "That could have been as good as we played all year. Time and again, making the extra pass—or passes—produced good looks against the UConn defense."

Albert Mouring scored 17 points to lead the Huskies, and El-Amin was limited to three points, 13 below his season average.

NOTES: The 51 points was a season-low for the Huskies ... Connecticut was the defending NCAA champion, having won the 1999 NCAA Tournament with a 77-74 title-game victory over Duke.

VISITORS: Connecticut 25-10

		FG		3PT	FT	O-D-T		PF	TP	A	TO	Bl	St	Min
33	Kevin Freeman	f	6-9	0-0	2-2	2-5-7	3	14	0	4	0	0	29	
04	Ajou Deng	f	0-3	0-0	0-0	0-0-0	0	0	0	0	0	0	11	
43	Jake Voskuil	c	1-2	0-0	0-0	3-6-9	4	2	1	1	0	0	18	
23	Albert Mouring	g	7-18	3-8	0-0	0-3-3	2	17	0	1	0	0	39	
42	Khalid El-Amin	g	1-2	1-2	0-0	0-2-2	0	3	1	0	0	0	13	
20	Justin Brown	g	0-0	0-0	0-0	0-0-0	0	0	0	0	0	0	1	
32	Tony Robertson	f	1-7	0-1	0-0	0-1-1	4	2	2	3	0	0	33	
34	Souleymane Wane	g	4-8	0-0	0-0	4-3-7	2	8	0	1	0	0	22	
05	Beau Archibald	g	0-0	0-0	0-0	0-0-0	2	0	0	0	0	0	1	
50	Marcus Cox	g	0-3	0-1	0-0	0-0-0	0	0	0	0	0	0	6	
51	Edmund Saunders	g	2-3	0-0	1-2	2-1-3	1	5	0	2	1	0	18	
55	Doug Wrenn	g	0-2	0-0	0-0	0-1-1	2	0	0	3	0	1	9	
TEAM						3-1-4								
Totals		22-57	4-12	3-4	14-23-37	20	51	4	15	1	1	200		

TOTAL FG%	1st Half: 10-28 35.7%	2nd Half: 12-29 41.4%	Game: 38.6%
3-Pt. FG%	1st Half: 1-6 16.7%	2nd Half: 3-6 50.0%	Game: 33.3%
F Throw%	1st Half: 1-2 50.0%	2nd Half: 2-2 100%	Game: 75.0%

HOME TEAM: Tennessee 26-6

		FG		3PT	FT	O-D-T		PF	TP	A	TO	Bl	St	Min
22	Vincent Yarbrough	f	5-9	3-6	1-1	0-3-3	3	14	4	0	1	0	34	
44	Isiah Victor	f	0-2	0-0	1-2	2-2-4	0	1	1	1	0	0	15	
43	C.J. Black	c	5-9	0-1	3-5	2-3-5	1	13	0	1	0	0	30	
14	Tony Harris	g	4-11	1-4	9-12	0-1-1	3	18	2	2	2	2	35	
42	Jon Higgins	g	3-9	3-6	0-0	0-4-4	0	9	4	0	0	2	37	
31	Terrence Woods	g	0-0	0-0	0-0	0-0-0	0	0	0	0	0	0	2	
35	Ron Slay	g	3-6	0-0	2-3	1-3-4	1	8	1	0	2	2	29	
05	Harris Walker	g	1-1	0-0	0-0	0-1-1	0	2	3	1	0	0	10	
55	Charles Hathaway	g	0-0	0-0	0-0	0-0-0	1	0	0	2	0	0	8	
TEAM						1-3-4								
Totals		21-47	7-17	16-23	6-20-26	9	65	15	8	3	7	200		

TOTAL FG%	1st Half: 11-24 45.8%	2nd Half: 10-23 43.5%	Game: 44.7%
3-Pt. FG%	1st Half: 6-13 46.2%	2nd Half: 1-4 25.0%	Game: 41.2%
F Throw%	1st Half: 4-8 50.0%	2nd Half: 12-15 80.0%	Game: 69.6%

Officials: David Libbey, Mark Reischling, Art McDonald.
 Technical fouls: None
 Attendance: 16,108

Score by Periods	1st	2nd	Total
Connecticut	22	29	51
Tennessee	32	33	65

2000 NCAA South Region — Regional Semifinal

#8	North Carolina (21-13)	74
#4	Tennessee (26-7)	69

March 24, 2000 • Frank Erwin Center • Austin, Texas

Ed Cota spurred a late second-half comeback, then he and freshmen Joseph Forte and Julius Peppers hit six straight free throws in the final 34.9 seconds, giving North Carolina a 74-69 victory over Tennessee in the South Regional semifinals.

The Tar Heels' winning rally kicked into top gear when Forte drilled a 3-pointer and Jason Capel hit a layup to get the Tar Heels within 64-63. Cota made a running jumper in the lane and then hit another floater to make it 66-64 with 2:00 left. Tennessee's scoring drought, which left the Vols without a field goal since 7:15, ended with 13.6 seconds left when Tony Harris made his first basket of the night, a 3-pointer.

"I thought for about 35 minutes, we played awfully well," Tennessee coach Jerry Green said. "Then we started trying to make hard plays, and it wasn't just one person, it was about four or five different people. And while we were making hard plays, they were making baskets."

Tennessee got off to a slow start as North Carolina led by seven early. Then, the Vols' speed and athleticism carried them to a 22-7 run and a nine-point lead. Capel kept the Tar Heels close by scoring the last five points of the first half, pulling North Carolina to within 39-36.

"I can't really put it into words," Vincent Yarbrough said of the loss. "I thought we had the game won, but they just out-played us in the last four minutes. We came out of the last timeout and still thought we had the game, but they made some shots and that was the game."

C.J. Black led the Volunteers with 17 points, Yarbrough had 13 and Ron Slay added 12. Isiah Victor had 11. Forte scored a game-high 22 for the Tar Heels, while Brendan Hayward and Cota each scored 11, followed by Kris Lang with 10.

NOTES: North Carolina defeated Tulsa 74-69 in the Regional Finals to advance to the Final Four ... The Tar Heels then lost to Florida, 59-71, in the national semifinals in Indianapolis.

VISITORS: North Carolina 21-13

	FG	3PT	FT	REBS				TP	A	TO	Bl	St	Min
				O-D-T	PF	TP	A	TO	Bl	St	Min		
25 Jason Capel	f	3-9	1-2	2-2	1-4-5	1	9	5	2	0	2	38	
42 Kris Lang	f	5-12	0-0	0-0	3-0-3	3	10	0	2	2	1	28	
00 Brendan Hayward	c	5-10	0-0	1-4	1-4-5	5	11	0	3	4	0	26	
40 Joseph Forte	g	8-13	2-5	4-4	1-4-5	2	22	3	1	1	36		
05 Ed Cota	g	4-9	0-1	3-5	1-6-7	4	11	5	2	0	39		
21 Terrence Newby	g	0-0	0-0	0-0	0-0-0	0	0	0	0	0	1		
24 Max Owens	g	2-2	1-1	0-0	0-0-0	0	5	0	1	0	12		
45 Julius Peppers	g	2-3	0-0	2-2	3-5-6	4	6	0	1	2	20		
TEAM					0-3-3								
Totals		29-58	4-9	12-17	10-24-34	19	74	12	14	9	6	200	

TOTAL FG%	1st Half: 15-32 45.9%	2nd Half: 14-26 53.8%	Game: 50.0%
3-Pt. FG%	1st Half: 3-7 42.9%	2nd Half: 1-2 50.0%	Game: 44.4%
F Throw%	1st Half: 3-4 75.0%	2nd Half: 9-13 69.2%	Game: 70.6%

HOME TEAM: Tennessee 26-7

	FG	3PT	FT	REBS				TP	A	TO	Bl	St	Min
				O-D-T	PF	TP	A	TO	Bl	St	Min		
22 Vincent Yarbrough	f	4-11	1-5	4-4	2-1-3	3	13	3	2	0	1	38	
44 Isiah Victor	f	3-8	1-1	4-6	1-3-4	2	11	1	1	1	21		
43 C.J. Black	c	6-7	1-1	4-4	1-4-5	4	17	0	1	1	32		
14 Tony Harris	g	1-10	1-6	1-2	2-2-4	3	4	2	0	0	32		
42 Jon Higgins	g	3-7	2-5	0-0	1-3-4	1	8	0	0	0	35		
35 Ron Slay	g	4-11	0-3	4-4	2-5-7	1	12	1	3	1	24		
05 Harris Walker	g	0-3	0-0	2-2	1-2-3	0	2	1	0	0	17		
55 Charles Hathaway	g	0-2	0-0	2-2	3-1-4	3	2	1	1	0	12		
TEAM					2-2-4								
Totals		21-59	6-21	21-24	15-23-38	17	69	11	14	4	9	200	

TOTAL FG%	1st Half: 13-32 40.6%	2nd Half: 8-27 29.6%	Game: 35.6%
3-Pt. FG%	1st Half: 4-10 40.0%	2nd Half: 2-11 18.2%	Game: 28.6%
F Throw%	1st Half: 9-10 90.0%	2nd Half: 12-14 85.7%	Game: 87.5%

Officials: David Hall, Bob Donato, Mike Kitts
 Technical fouls: None
 Attendance: 16,371

Score by Periods	1st	2nd	Total
North Carolina	36	38	74
Tennessee	39	30	69

2001 NCAA Midwest Region — First Round

#9	Charlotte (22-10)	70
#8	Tennessee (22-11)	63

March 16, 2001 • University of Dayton Arena • Dayton, Ohio

Poor shooting in the second half was too much for Tennessee to overcome, as the Vols fell 70-63 to Charlotte in the first round of the NCAA Tournament.

The Vols finished the game shooting 42 percent from the field but shot only 31 percent in the second half. The Vols also hit only 1-of-7 free-throw attempts and 1-of-11 3-point attempts in the second half. Free-throw shooting plagued the Vols the entire game as they made only 7-of-18. The Vols missed four free throws late in the second half, including the front-end of two one-and-ones.

"We just couldn't make a shot," UT head coach Jerry Green said. "From a coach's perspective, it's frustrating and you feel like you missed an opportunity. But again, those same guys are the ones over the last several years who have made those free throws."

Tennessee opened the game by hitting 10 of its first 17 shots to take a 26-18 lead. Foul trouble proved costly though, and Charlotte was able to come back and tie the game at 43 at the half.

The opening of the second half was the mirror opposite of the first half. The Vols scored only four points in the first 10:30 of the second half and were down 52-50 after a 3-point shot by Jon Higgins with 9:20 to play.

By that point, Tennessee had hit only two of 12 shots in the half while committing nine turnovers.

Charlotte eventually opened up a 59-50 lead with 6:59 to play. The Vols battled back and had the ball down 66-63 with just under 40 seconds left in the game. Tony Harris' 3-point attempt was off the mark, and the 49ers got the rebound. Jobey Thomas made four free throws in the final 24 seconds to seal the victory for Charlotte.

NOTES: Tennessee was seeded eighth and Charlotte was the No. 9 seed ... Charlotte lost to No. 1 seeded Illinois in the second round ... UT fell to 8-14 all-time in the NCAA Tournament ... The Vols made their first appearance in the Midwest Region ... UT's 191 blocked shots on the season ranked second all-time in school history.

VISITORS: Charlotte 22-10

	FG	3PT	FT	REBS				TP	A	TO	Bl	St	Min
				O-D-T	PF	TP	A	TO	Bl	St	Min		
01 James Zimmerman	f	3-6	2-3	0-4	2-4-6	3	8	0	2	0	0	24	
05 Rodney White	f	5-16	0-3	2-2	3-6-9	3	12	2	0	0	0	28	
03 KenKay Jones	c	1-4	0-0	0-0	0-7-7	5	2	0	1	2	1	21	
21 Diego Guevara	g	2-9	1-6	3-3	1-2-3	0	8	1	1	0	1	31	
31 Jobey Thomas	g	3-9	2-7	4-4	0-0-0	0	12	0	3	0	2	28	
10 Cam Stephens	g	2-5	0-0	4-4	4-1-5	4	8	1	1	0	19		
11 Demon Brown	g	3-7	3-7	0-0	0-2-2	0	9	1	3	0	0	22	
13 Jermaine Williams	0-0	0-0	2-2	2-2-4	2	2	2	0	1	0	11		
54 Butter Johnson	4-6	0-1	1-4	3-5-8	3	9	0	1	0	0	16		
TEAM					1-2-3								
Totals		23-62	8-27	16-23	16-31-47	20	70	5	14	2	5	200	

TOTAL FG%	1st Half: 13-32 40.6%	2nd Half: 10-30 33.3%	Game: 37.1%
3-Pt. FG%	1st Half: 5-14 35.7%	2nd Half: 3-13 23.1%	Game: 29.6%
F Throw%	1st Half: 12-17 70.6%	2nd Half: 4-6 66.7%	Game: 69.6%

HOME TEAM: Tennessee 22-11

	FG	3PT	FT	REBS				TP	A	TO	Bl	St	Min
				O-D-T	PF	TP	A	TO	Bl	St	Min		
22 Vincent Yarbrough	f	5-9	1-4	1-3	1-9-10	4	12	3	2	1	1	31	
35 Ron Slay	f	3-8	0-2	2-7	2-4-6	4	8	2	4	0	0	21	
44 Isiah Victor	c	4-9	0-1	0-1	3-4-7	4	8	2	1	0	0	19	
14 Tony Harris	g	2-4	0-2	0-0	0-0-0	2	4	0	1	0	1	20	
42 Jon Higgins	g	2-5	1-4	2-2	0-0-0	2	7	0	1	0	1	35	
02 Jenis Grindstaff	0-3	0-2	0-0	0-0-0	0-0-0	0	0	0	0	0	0	7	
05 Harris Walker	0-2	0-0	0-1	0-1-1	3	0	4	2	0	3	15		
12 Marcus Haislip	4-10	1-3	1-1	1-3-4	1	10	2	2	0	0	24		
31 Terrence Woods	3-7	3-7	0-0	1-3-4	2	9	3	0	0	0	14		
55 Charles Hathaway	2-3	0-0	1-3	1-4-5	1	5	0	1	0	0	14		
TEAM					2-0-2								
Totals		25-60	6-25	7-18	11-28-39	23	63	16	14	1	6	200	

TOTAL FG%	1st Half: 16-31 51.6%	2nd Half: 9-29 31.0%	Game: 41.7%
3-Pt. FG%	1st Half: 5-14 35.7%	2nd Half: 1-11 9.1%	Game: 24.0%
F Throw%	1st Half: 6-11 54.5%	2nd Half: 1-7 14.3%	Game: 38.9%

Officials: David Hall, Frank Bosone, Ruben Ramos
 Technical fouls: None
 Attendance: 13,009

Score by Periods	1st	2nd	Total
Charlotte	43	27	70
Tennessee	43	20	63

OUTLOOK

PLAYERS

STAFF

REVIEW

RESULTS

RECORDS

HONORS

POSTSEASON

VOLMANAC

MEDIA INFO



2006 Washington D.C. Region — First Round

#15	Winthrop (23-8)	61
#2	Tennessee (22-7)	63

March 16, 2006 • Greensboro Coliseum • Greensboro, N.C.

Dane Bradshaw found a streaking Chris Lofton with an inbound pass with 2.9 seconds left, and Lofton buried a jumper over Winthrop's Torrell Martin to give Tennessee a 63-61 victory to advance to the second round of the Washington D.C. Regional.

"It was a good look, but he was all up on me," Lofton said. "It still felt good."

The frantic finish capped a heart-pounding game that featured nine ties and eight lead changes, the final one coming on Lofton's shot. His were the only points in the final 2:42, as both teams squandered chances to advance to the second round.

"It was a real gut check for both teams," UT head coach Bruce Pearl said. "Both teams were physically exhausted at the end of that game."

The Vols had a couple of opportunities in the final seconds. Point guard C.J. Watson missed a 3-pointer, but Tennessee retained possession when Bradshaw chased down a long rebound on the other end of the court. Pearl called a timeout to set up the play, with Bradshaw throwing it in.

The first option was for a lob pass to 6-foot-7 Andre Patterson, but when he was covered, Bradshaw looked for Lofton.

"I thought they were going to come to me the whole time, unless we got an easy shot, of course," Lofton said.

His was anything but, and after it went in with four-tenths of a second on the clock, the Tennessee players mobbed Watson. Winthrop coach Gregg Marshall used his final timeout, and James Shuler's long pass bounced off the backboard to Craig Bradshaw. Bradshaw's shot clanged off the rim, allowing the Volunteers to hang on.

The Volunteers survived despite its All-SEC backcourt of Watson and Lofton shooting a combined 8-of-24 from the field and 3-of-15 from 3-point range. It was Tennessee's frontcourt of Major Wingate and Patterson that carried the Vols. Wingate had a team-high 15 points, and Patterson had a double-double with 12 points and 11 rebounds.

"You can definitely make the case that this was good for us, the way it turned out," Dane Bradshaw said. "Coach says the teams we play obviously will continue to get better, but the situation we were in won't get any tougher."

VISITORS: Winthrop 23-8				REBS								
	FG	3PT	FT	O-D-T	PF	TP	A	TO	Bl	St	Min	
00 James Shuler	f	4-12	1-3	1-3	1-5	6	10	3	1	0	1	35
33 Phillip Williams	f	1-2	1-1	3-4	1-0	1	4	6	1	1	1	23
05 Craig Bradshaw	c	5-17	1-8	1-2	2-5	7	12	3	4	2	1	37
10 Chris Gaynor	g	4-7	2-4	0-0	0-3	1	10	4	0	0	1	33
12 Torrell Martin	g	5-11	2-7	2-3	8-5	13	14	1	5	0	2	34
11 Michael Jenkins	1-4	0-1	0-0	0-0	0-1	2	1	0	0	1	1	11
22 Otis Daniels	1-2	0-0	3-4	2-0	2-1	5	0	1	0	0	14	14
24 De'Andre Adams	0-0	0-0	0-0	0-1	1	0	1	2	0	0	7	7
31 Taj McCullough	1-1	0-0	0-1	1-1	2	2	0	0	0	0	6	6
TEAM								1				
Totals	22-56	7-24	10-17	15-20	35	15	61	14	15	3	7	200

TOTAL FG%	1st Half: 12-28 42.9%	2nd Half: 10-28 35.7%	Game: 39.3%
3-Pt. FG%	1st Half: 4-12 33.3%	2nd Half: 3-12 25.0%	Game: 29.2%
F Throw %	1st Half: 6-10 60.0%	2nd Half: 4-7 57.1%	Game: 58.8%

HOME TEAM: Tennessee 22-7				REBS								
	FG	3PT	FT	O-D-T	PF	TP	A	TO	Bl	St	Min	
22 Andre Patterson	f	6-7	0-0	0-0	3-8	11	4	12	2	3	2	20
23 Dane Bradshaw	f	1-4	0-1	3-5	0-3	2	5	2	0	1	2	28
01 Major Wingate	c	5-8	0-0	3-6	2-4	6	15	1	2	3	1	30
05 Chris Lofton	g	5-14	2-9	0-0	2-0	2	12	2	1	0	1	31
32 C.J. Watson	g	3-10	1-6	2-2	0-0	4	9	2	3	0	0	27
02 JaJuan Smith	2-5	2-4	0-0	0-1	2	6	0	0	0	0	16	16
03 Stanley Asumnu	1-2	0-0	0-1	2-5	7	2	2	3	0	2	22	22
15 Jordan Howell	1-3	0-1	0-0	1-1	2	2	1	1	0	0	14	14
34 Ryan Caldwell	0-0	0-0	0-0	0-0	0	0	0	0	0	0	3	3
TEAM								1				
Totals	24-53	5-21	10-14	11-22	33	15	63	12	13	6	2	200

TOTAL FG%	1st Half: 15-28 53.6%	2nd Half: 9-25 36.0%	Game: 45.3%
3-Pt. FG%	1st Half: 4-12 33.3%	2nd Half: 1-9 11.1%	Game: 23.8%
F Throw %	1st Half: 2-2 100%	2nd Half: 8-12 66.7%	Game: 71.4%

Officials: Mike Kitts, Sid Rodeheffer, Wally Rutecki
 Technicals: None
 Attendance: 22,073

Score by Periods	1st	2nd	Total
Winthrop	34	27	61
Tennessee	36	27	63

2006 Washington D.C. Region — Second Round

#7	Wichita State (26-8)	80
#2	Tennessee (22-8)	73

March 18, 2006 • Greensboro Coliseum • Greensboro, N.C.

Wichita State went on a 7-0 run to break a 65-all tie and the Shockers never looked back, defeating Tennessee 80-73 to advance to the Sweet Sixteen in Washington D.C.

Karon Bradley hit a short jumper to break the tie, and on the next possession, with the shot clock winding down, P.J. Cousnard stepped back and launched a straightaway 3-pointer that swished through the net giving the Shockers a lead they wouldn't relinquish. Wichita State advanced to the NCAA Tournament's round of 16 for the first time in 25 years.

Chris Lofton - who hit a last-second shot to beat Winthrop 63-61 in the first round - and eventual NBA point guard C.J. Watson each scored 20 points to lead the Volunteers. Major Wingate finished with 15 points, seven rebounds and five blocks.

"We'll be back," Pearl said. "I'm very, very proud of these young men. I can't tell you how many people have written or called and said how much they enjoyed this basketball team. This Tennessee basketball team will go down as one of the all-time best, and this was the group that got it started."

Tennessee led 63-58 on a pair of free throws from Watson with 5:42 left, but the Shockers rallied to tie it at 63 on a 3-pointer from Sean Ogirri.

After the teams traded baskets, Bradley drained a jumper from just outside the lane for a 67-65 lead with 2:12 left. Cousnard followed with the stepback 3-pointer over Dane Bradshaw for a 70-65 lead with 1:05 left.

Ogirri closed the spurt with two free throws for a 72-65 lead with 50.5 seconds left. Tennessee twice cut the deficit to three points in the final seconds. But the Vols got no closer, as Wichita State went 8-for-10 at the foul line in the final minute to seal it.

"I think we were in a position where we had them where we wanted them," said Bradshaw, who had two points and three steals. "I guess we just didn't execute. I'm not sure really what happened."

NOTES: Wichita State lost to eventual Final Four participant George Mason 63-55 in the Sweet Sixteen.

VISITORS: Wichita State 26-8				REBS								
	FG	3PT	FT	O-D-T	PF	TP	A	TO	Bl	St	Min	
02 P.J. Cousnard	f	6-7	4-4	4-6	2-7-9	2	20	5	4	0	1	36
32 Kyle Wilson	f	5-10	3-5	4-4	1-7-9	1	17	1	2	1	0	30
45 Paul Miller	c	1-9	0-0	8-10	2-6-8	2	10	1	1	0	0	26
22 Matt Braeuer	g	2-4	0-0	1-2	0-1-1	2	5	4	1	0	0	22
33 Sean Ogirri	g	3-7	2-5	4-5	0-2-2	2	12	2	0	0	0	33
00 Nick Rogers	0-0	0-0	0-0	0-0	0-0	0	0	0	0	0	0	2
04 Ryan Martin	5-6	0-0	0-0	2-2	4	10	0	1	1	1	24	
05 Wendell Preadom	0-0	0-0	0-0	0-0	1	0	0	0	0	0	5	
10 Karon Bradley	2-5	0-1	2-2	1-1	2	6	3	1	0	1	22	
TEAM								1				
Totals	24-48	9-15	23-29	9-25	34	12	80	16	13	2	3	200

TOTAL FG%	1st Half: 10-27 37.0%	2nd Half: 14-21 66.7%	Game: 50.0%
3-Pt. FG%	1st Half: 4-8 50.0%	2nd Half: 5-7 71.4%	Game: 60.0%
F Throw %	1st Half: 6-8 75.0%	2nd Half: 17-21 81.0%	Game: 79.3%

HOME TEAM: Tennessee 22-8				REBS								
	FG	3PT	FT	O-D-T	PF	TP	A	TO	Bl	St	Min	
22 Andre Patterson	f	1-4	0-0	0-0	2-4	5	2	4	0	1	0	24
23 Dane Bradshaw	f	1-7	0-3	0-1	2-2	4	2	3	1	0	3	29
01 Major Wingate	c	6-11	0-0	3-4	5-2	7	0	15	0	4	5	34
05 Chris Lofton	g	7-21	6-18	0-0	1-2	2	20	2	2	0	2	34
32 C.J. Watson	g	7-10	2-3	4-4	0-0	4	20	1	1	1	1	33
02 JaJuan Smith	2-6	2-5	2-4	2-8	10	3	8	1	0	1	21	
03 Stanley Asumnu	3-8	0-0	0-0	4-2	6	0	1	6	0	1	0	18
15 Jordan Howell	0-0	0-0	0-0	0-0	1	0	0	0	0	0	0	7
TEAM								2				
Totals	27-67	10-29	9-13	18-20	38	20	73	15	10	7	9	200

TOTAL FG%	1st Half: 10-36 27.8%	2nd Half: 17-31 54.8%	Game: 40.3%
3-Pt. FG%	1st Half: 3-12 25.0%	2nd Half: 7-17 41.2%	Game: 34.5%
F Throw %	1st Half: 2-2 100%	2nd Half: 7-11 63.6%	Game: 69.2%

Officials: John Higgins, Mike Kitts, Bert Smith
 Technicals: None
 Attendance: 22,809

Score by Periods	1st	2nd	Total
Wichita State	30	50	80
Tennessee	25	48	73

2007 South Region — First Round

#12	Long Beach State (24-8)	86
#5	Tennessee (23-10)	121
<i>March 16, 2007 • Nationwide Arena • Columbus, Ohio</i>		

Tennessee scored early, often and then scored some more as the Vols matched the most points ever scored by a team in a first-round NCAA Tournament game in its 121-86 dismantling of Long Beach State.

Chris Lofton led the way with 25 points. JaJuan Smith added 24 points, Ramar Smith 22, Duke Crews 12 and Wayne Chism 10 points, while Dane Bradshaw dished out a career-best 11 assists.

"It really was (fun)," Lofton said. "We're used to playing like that. When a team plays (uptempo) like that, we get excited. It was just a fast-paced game, and we put the 'fast' back in 'fast break.'"

Both teams came in averaging 80 points—putting them among the top 11 in the nation—so it wasn't a shocker that baskets came in bunches.

"I like an identity for a program. This is our identity," UT coach Bruce Pearl said. "We've never finished second in (any league in) scoring in 14 or 15 years I've been a head coach. I enjoy being uptempo and being aggressive in transition. We'll put four or five guys on the floor that can score, and they've got a lot of freedom."

Lofton led the way, as the Volunteers shot 59 percent from the field and made 14 of 27 3-pointers. He hit half of his eight shots behind the arc and JaJuan Smith hit 4-of-6.

Each team hit seven 3-pointers in a wild opening half that featured the Volunteers racing to a 29-12 lead in the opening seven and a half minutes. They did it with precision shooting, their full-court press and trapping pressure.

Lofton keyed the defense, with two steals leading to a pair of layups in a 5-second span.

Ahead 57-45 at the break, the Volunteers ran off 12 of the first 14 points in the second half—seven by Lofton—to build the lead to 69-47.

From then on, the points mounted. The Volunteers reached 90 with 10 minutes left.

"We knew we had to score," Ramar Smith said. "We knew it was going to be a high-scoring game, and we came out and scored."

VISITORS: Long Beach State 24-8										REBS										
	FG	3PT	FT	O-D-T	PF	TP	A	TO	Bl	St	Min									
15 Sterling Byrd	f	1-4	0-0	0-0	0-3-3	2	2	2	2	0	0	27								
44 Dominique Ricks	f	1-2	0-0	0-0	2-1-3	3	2	0	0	0	0	10								
01 Kejuan Johnson	g	8-16	5-8	3-3	1-3-4	3	24	0	2	1	1	35								
20 Kevin Houston	g	6-15	2-4	3-4	0-1-1	4	17	3	3	0	0	33								
55 Aaron Nixon	g	8-15	4-8	3-3	0-5-5	2	23	4	2	0	1	28								
02 Louis Draby	g	3-3	1-1	0-0	1-1-2	3	7	2	1	0	0	23								
10 Arturas Lazdaszkas	g	0-1	0-0	0-0	0-1-1	1	0	0	1	0	0	4								
11 Artis Gant	g	0-0	0-0	0-0	1-0-1	0	0	0	0	0	0	2								
21 Mark Dawson	g	3-7	0-0	1-2	4-2-6	4	7	0	2	2	0	28								
22 Tim Island	g	0-0	0-0	0-0	0-0-0	0	0	0	0	0	0	2								
33 Travon Free	g	2-2	0-0	0-2	0-0-0	1	4	0	0	0	0	4								
50 Andrew Fleming	g	0-0	0-0	0-0	0-0-0	0	0	0	0	0	0	2								
TEAM					0-2-2															
Totals		32-65	12-21	10-14	9-19-28	23	86	11	13	3	2	200								

TOTAL FG%	1st Half: 17-32 53.1%	2nd Half: 15-33 45.5%	Game: 49.2%
3-Pt. FG%	1st Half: 7-12 58.3%	2nd Half: 5-9 55.6%	Game: 57.1%
F Throw %	1st Half: 4-7 57.1%	2nd Half: 6-7 85.7%	Game: 71.4%

HOME TEAM: Tennessee 23-10										REBS										
	FG	3PT	FT	O-D-T	PF	TP	A	TO	Bl	St	Min									
04 Wayne Chism	f	4-5	1-1	1-2	0-3-3	0	10	2	0	0	1	24								
23 Dane Bradshaw	f	3-3	0-0	2-5	1-3-4	1	8	11	0	0	1	26								
02 JaJuan Smith	g	8-12	4-6	4-5	2-4-6	4	24	1	0	0	0	23								
05 Chris Lofton	g	9-14	4-8	3-3	0-3-3	3	25	2	1	0	4	24								
12 Ramar Smith	g	8-13	2-4	4-4	0-2-2	2	22	6	0	2	3	29								
15 Jordan Howell	g	2-6	2-5	0-0	1-1-2	4	6	2	0	0	0	20								
24 Tanner Wild	g	1-2	1-1	0-0	0-0-0	0	3	0	0	0	0	2								
25 Josh Tabb	g	3-5	0-1	1-1	3-2-5	4	7	0	2	0	3	22								
30 Ben Bosse	g	0-1	0-0	0-0	0-1-1	0	0	0	0	0	0	2								
32 Duke Crews	g	4-9	0-0	4-8	8-3-11	1	12	1	1	1	0	20								
34 Ryan Chidress	g	1-3	0-1	2-2	0-4-4	1	4	0	2	0	0	17								
TEAM					1-1-2															
Totals		43-73	14-27	21-30	16-27-43	20	121	25	6	4	11	200								

TOTAL FG%	1st Half: 21-36 58.3%	2nd Half: 22-37 59.5%	Game: 58.9%
3-Pt. FG%	1st Half: 7-14 50.0%	2nd Half: 7-13 53.8%	Game: 51.9%
F Throw %	1st Half: 8-12 66.7%	2nd Half: 13-18 72.2%	Game: 70.0%

Officials: John Higgins, Paul Janssen, Earl Walton
 Technicals: None
 Attendance: 19,916

Score by Periods	1st	2nd	Total
Long Beach State	45	41	86
Tennessee	57	64	121

2007 South Region — Second Round

#5	Tennessee (24-10)	77
#4	Virginia (21-11)	74
<i>March 18, 2007 • Nationwide Arena • Columbus, Ohio</i>		

JaJuan Smith scored 13 of his 16 points in the second half, Ryan Chidress scored all 10 of his points in the second half and Chris Lofton made six consecutive free throws in the final seconds as the Volunteers held off Virginia 77-74 in the second round of the NCAA Tournament to propel fifth-seeded Tennessee (24-10) to the round of 16 for the first time since 2000.

"When you reach the Sweet Sixteen at the University of Tennessee with the way we've had to rebuild, you've made a special place in history for yourself," Vols veteran Dane Bradshaw said.

The Vols had to hold on for dear life to advance past the second round. After taking a 10-point lead midway through the second half, Virginia came roaring back, cutting the lead to two after an Adrian Joseph basket.

But in the end, the Volunteers advanced by having their best player make the easiest shot of all. Lofton, the Southeastern Conference's Player of the Year, hit all six of his free throws in the last 27.7 seconds, keeping Tennessee ahead. He finished with 20 points.

"I started forcing shots," said Lofton, who was an uncharacteristic 4-of-16 from the field but 9-of-10 on free throws. "Coach (Pearl) kept telling me to be patient. Luckily, I got to the foul line and came through."

Virginia still had a chance as they got the ball back after Lofton's last made free throw, but point guard Sean Singletary missed an open 3-pointer with one second left.

In the opening minute, Reynolds and Lofton turned it into a game of H-O-R-S-E. Reynolds hit a 3-pointer from the top of the key on Virginia's first possession, and Lofton responded with a longer trey a minute later.

The challenge was on, and Reynolds was on his game. He was at his best during an 18-3 spurt that gave Virginia a 36-25 lead.

Then, it was Tennessee's turn.

JaJuan Smith had a three-point play and a steal-and-layup during a 15-2 spurt early in the second half that put Tennessee ahead for good 54-44. At that point, Singletary brought Virginia back, cutting the lead to 61-59.

Smith ended the comeback by hitting a 3-pointer, then taking a charge from Singletary.

VISITORS: Tennessee 24-10										REBS										
	FG	3PT	FT	O-D-T	PF	TP	A	TO	Bl	St	Min									
04 Wayne Chism	f	3-5	2-2	5-9	1-4-5	5	13	0	2	0	0	28								
23 Dane Bradshaw	f	1-5	1-2	0-2	0-3-3	3	5	1	0	2	23									
02 JaJuan Smith	g	6-13	3-7	1-1	1-1-2	2	26	2	2	0	3	32								
05 Chris Lofton	g	4-16	3-9	9-10	1-2-3	2	20	2	1	0	1	33								
12 Ramar Smith	g	1-4	0-2	5-8	1-5-6	5	7	1	5	0	0	32								
15 Jordan Howell	g	0-1	0-1	0-0	0-0-0	0	0	0	1	1	0	10								
25 Josh Tabb	g	1-2	0-1	0-0	1-1-2	3	2	0	2	0	0	13								
32 Duke Crews	g	3-4	0-0	0-0	1-1-2	3	6	0	1	0	1	18								
34 Ryan Chidress	g	3-4	2-2	2-2	4-4-8	2	10	1	0	1	0	21								
TEAM					2-6-8															
Totals		22-54	11-26	22-32	12-27-39	25	77	12	16	0	7	200								

TOTAL FG%	1st Half: 10-29 34.5%	2nd Half: 12-25 48.0%	Game: 40.7%
3-Pt. FG%	1st Half: 6-16 37.5%	2nd Half: 10-10 50.0%	Game: 42.3%
F Throw %	1st Half: 9-16 56.3%	2nd Half: 13-16 81.3%	Game: 68.8%

HOME TEAM: Virginia 21-11										REBS										
	FG	3PT	FT	O-D-T	PF	TP	A	TO	Bl	St	Min									
24 Mamadi Diane	f	0-4	0-4	0-0	0-1-1	4	0	0	1	1	1	33								
33 Jason Cain	f	1-1	0-0	0-0	1-4-5	4	9	0	1	0	1	30								
21 Tunji Soroye	c	0-2	0-0	2-2	1-2-3	2	2	0	0	3	1	21								
02 J.R. Reynolds	g	8-16	4-11	6-6	0-1-1	2	26	0	3	0	1	34								
44 Sean Singletary	g	4-14	1-7	10-12	1-5-6	4	19	5	6	0	1	39								
01 Will Harris	g	0-0	0-0	0-0	0-0-0	0	0	0	0	0	0	1								
11 Laurynas Mikalauskas	g	0-0	0-0	3-4	0-3-3	4	3	0	0	0	0	7								
12 Jamil Tucker	g	1-2	1-1	0-0	0-0-2	2	3	0	0	0	0	6								
30 Adrian Joseph	g	4-7	1-3	1-2	2-3-5	3	10	0	1	0	1	23								
34 Ryan Pettinella	g	0-0	0-0	0-0	0-0-0	0	0	0	0	0	0	1								
45 Solomon Tat	g	1-2	0-0	0-0	0-3-3	1	2	0	1	0	0	5								
TEAM					1-1-2															
Totals		18-48	7-26	31-36	6-23-29	26	74	5	12	5	5	200								

TOTAL FG%	1st Half: 21-36 58.3%	2nd Half: 22-37 59.5%	Game: 58.9%
3-Pt. FG%	1st Half: 7-14 50.0%	2nd Half: 7-13 53.8%	Game: 51.9%
F Throw %	1st Half: 8-12 66.7%	2nd Half: 13-18 72.2%	Game: 70.0%

Officials: John Higgins, Paul Janssen, Hal Lusk
 Technicals: None
 Attendance: 19,916

Score by Periods	1st	2nd	Total
------------------	-----	-----	-------

ALL-TIME NCAA GAME RECAPS

2007 South Region — Regional Semifinal

#5	Tennessee (24-11)	84
#1	Ohio State (33-3)	85

March 22, 2007 • Alamodome • San Antonio, Texas

With talented freshman center Greg Oden mired in foul trouble, the top-seeded Buckeyes fell behind by 20 points before halftime. But senior Ron Lewis and fellow freshman Mike Conley bailed out Oden and lifted Ohio State past Tennessee, 85-84, in the semifinals of the NCAA South Regional.

"We played about as well in the first half, I think, as we can play," Tennessee coach Bruce Pearl said. "We're terribly disappointed. We've proven we can beat some of the best teams in the country. We've also proven we can come close to beating some of the best teams in the country."

Conley had nine of his 17 from the foul line - including the winner with 6.5 seconds left.

But Conley missed a second shot, giving Tennessee one last chance. Ramar Smith grabbed the rebound and went all the way to the rim with Conley defending him. Smith's shot went up just before time expired.

Then it was Oden to the rescue, swatting the ball into the Volunteers' cheerleaders, while Smith landed hard in front of the Tennessee bench. After trailing 49-29 in the final minute of the first half, the Buckeyes got a little back with a three-point play in the final second before intermission. Then came a 16-5 spurt, keyed by six Conley free throws. Fittingly, his pair of foul shots tied at 64.

Things went back and forth from there, with 6-9 Ryan Childress hitting two 3-pointers for Tennessee and Conley making a three-point play but also missing a pair of free throws.

Ohio State tied it at 79 with 2:44 left on David Lighty's eighth 3-pointer of the season. It was a biggie because the Buckeyes never trailed again.

SEC Player of the Year Chris Lofton scored 24 points to lead Tennessee. He was 6-of-13 on 3-pointers, including one that tied it at 82 only seconds after Lewis had put Ohio State ahead with a trey of his own.

Smith scored 15 points and JaJuan Smith added 14 points and eight rebounds. Childress had 12, hitting 4-of-5 behind the arc.

Tennessee avoided Oden from the start by shooting 3-pointers over him, taking a slim lead. Then, he got his second foul with 10:48 to go in the half, and the Vols began attacking inside and out.

NOTES: Ohio State advanced all the way to the national championship game, where it fell to No. 1-seeded Florida 84-75.

VISITORS: Tennessee 24-11

	FG	3PT	FT	O-D-T	PF	TP	A	TO	Bl	St	Min
04 Wayne Chism	f	2-7	0-4	2-4	1-0-1	4	6	1	0	0	19
23 Dane Bradshaw	f	1-4	1-3	2-2	0-2-2	3	5	4	3	1	26
02 JaJuan Smith	g	5-10	4-5	0-0	4-4-8	14	14	1	0	0	28
05 Chris Lofton	g	9-18	6-13	0-0	1-4-5	1	24	1	0	0	33
12 Ramar Smith	g	6-10	0-0	3-7	0-3-3	3	15	4	0	0	33
15 Jordan Howell	0-0	0-0	0-0	0-2-2	1	0	1	0	0	0	9
25 Josh Tabb	1-3	1-1	0-0	1-5-6	2	3	2	1	0	1	18
32 Duke Crews	2-5	0-0	1-4	2-1-3	3	5	2	0	0	0	17
34 Ryan Childress	4-5	4-5	0-0	1-2-3	3	12	0	0	0	0	17
TEAM				0-1-1							1
Totals	30-62	16-31	8-17	10-24-34	24	84	14	7	1	4	200

TOTAL FG%	1st Half: 19-34 55.9%	2nd Half: 11-28 39.3%	Game: 48.4%
3-Pt. FG%	1st Half: 9-15 60.0%	2nd Half: 7-16 43.8%	Game: 51.6%
F Throw %	1st Half: 2-5 40.0%	2nd Half: 6-12 50.0%	Game: 47.1%

HOME TEAM: Ohio State 33-3

	FG	3PT	FT	O-D-T	PF	TP	A	TO	Bl	St	Min
03 Ivan Harris	f	4-4	3-3	0-0	0-3-3	3	11	1	0	0	0
20 Greg Oden	c	2-2	0-0	5-6	0-3-3	4	9	0	1	4	18
01 Mike Conley Jr.	g	4-10	0-0	9-14	4-3-7	3	17	6	1	0	24
12 Ron Lewis	g	9-17	3-9	4-4	1-4-5	1	25	1	2	0	0
14 Jamar Butler	g	1-6	1-6	0-0	0-2-2	1	3	2	2	0	36
23 David Lighty	2-3	1-2	2-5	0-2-2	1	7	1	0	0	0	20
31 Daequan Cook	2-4	0-1	0-0	0-0-0	0	4	1	1	0	0	8
42 Matt Terwilliger	1-3	0-1	3-4	2-1-3	0	5	0	0	0	0	14
45 Othello Hunter	2-2	0-0	0-2	1-4-5	4	4	1	1	1	0	16
TEAM				0-3-3							
Totals	27-51	8-22	23-35	8-25-33	17	85	13	8	5	3	200

TOTAL FG%	1st Half: 13-27 48.1%	2nd Half: 14-24 58.3%	Game: 52.9%
3-Pt. FG%	1st Half: 3-10 30.0%	2nd Half: 5-12 41.7%	Game: 36.4%
F Throw %	1st Half: 3-6 50.0%	2nd Half: 20-29 69.0%	Game: 65.7%

Officials: David Libbey, Patrick Driscoll, Jamie Luckie

Technical: None

Attendance: 26,776

Score by Periods	1st	2nd	Total
Tennessee	49	35	84
Ohio State	32	53	85

2008 East Region — First Round

#15	American (21-12)	57
#2	Tennessee (30-4)	72

March 21, 2008 • BJCC Arena • Birmingham, Ala.

Tennessee avoided a massive first-round upset in the NCAA Tournament, breaking away from American 72-57 in the first round of the East Regional.

Believing the Volunteers deserved better than the No. 2 seed given them, guard JaJuan Smith wrote "No. 1 seed" on his orange-and-white sneakers. Facing a team making its NCAA Tournament debut, it was hardly a walkover.

Sluggish at the start and outthrust nearly the whole way, the second-seeded Vols turned it on late to avoid the upset.

Ahead 53-51 with 5:45 left, Tennessee held the 15th-seeded Eagles to only one basket the rest of the way.

"We just weren't playing our game," Smith said. "We were a little sloppy, but we turned it on at the end."

Smith finished with 19 points. Wayne Chism added 16 and helped Tennessee wear down the Eagles.

Tied at 40 with 11 minutes left, Tennessee finally put together a 10-0 run with Smith hitting a big 3-pointer. A pair of treys by Brian Gilmore gave American its late chance.

"I thought they came in confident. I thought they came in knowing that they could play with us," UT coach Bruce Pearl said.

Garrison Carr, the MVP of the Patriot League Tournament, poured in 24 points. The sharpshooter tried to keep American close all by himself, taking on the whole Tennessee team in a game of H-O-R-S-E. The Vols threw five different defenders at him, hoping to weave through a staggered series of hard picks.

"One person can't guard him. He comes off eight or nine screens," All-American Tennessee guard Chris Lofton said. "I had to take a break in the first half. I was dead."

Tennessee relies on a controlled brand of chaos, but they struggled at the start, and Lofton was a non-factor. Starting UT point guard Ramar Smith sat out the first half.

The Eagles threw their bodies around more than the Vols and held a 39-27 rebounding edge, including 18-6 on the offensive end.

VISITORS: American 21-12

	FG	3PT	FT	O-D-T	PF	TP	A	TO	Bl	St	Min
34 Travis Lay	f	1-3	0-0	0-0	2-1-3	2	2	0	2	0	14
32 Cornelio Gulbunda	c	2-3	0-0	0-0	3-4-7	1	4	0	0	0	16
03 Derrick Mercer	g	4-12	1-3	0-2	0-3-3	4	9	3	3	0	39
05 Garrison Carr	g	9-21	6-15	2-2	0-2-2	3	26	2	3	0	140-
15 Frank Borden	g	0-3	0-1	0-0	3-5-8	5	0	2	5	0	33
04 Frane Markusovic	0-0	0-0	0-0	0-0-0	0	0	0	0	0	0	0+
14 Brian Gilmore	4-11	2-5	3-6	4-2-6	2	13	1	1	0	4	27
21 Nick Hendra	1-2	0-1	0-0	1-2-3	3	2	0	4	1	0	7
22 Steve Luptak	0-0	0-0	0-0	0-0-0	0	0	0	0	0	0	0+
25 Romone Penny	0-0	0-0	0-0	0-0-0	1	0	0	1	0	0	1
33 Bryce Simon	0-0	0-0	0-0	0-0-0	0	0	0	0	0	0	0+
44 Jordan Nichols	0-3	0-0	1-2	3-2-5	5	1	1	2	0	0	23
TEAM				2-0-2							1
Totals	21-58	9-25	6-12	18-21-39	26	57	9	22	3	5	200

TOTAL FG%	1st Half: 9-29 31.0%	2nd Half: 12-29 41.4%	Game: 36.2%
3-Pt. FG%	1st Half: 2-8 25.0%	2nd Half: 7-17 41.2%	Game: 36.0%
F Throw %	1st Half: 2-4 50.0%	2nd Half: 4-8 50.0%	Game: 50.0%

HOME TEAM: Tennessee 30-4

	FG	3PT	FT	O-D-T	PF	TP	A	TO	Bl	St	Min
01 Tyler Smith	f	4-8	0-1	6-8	1-6-7	2	14	6	1	1	1
04 Wayne Chism	f	6-10	2-3	2-3	2-5-7	5	16	0	2	0	24
02 JaJuan Smith	g	7-12	4-8	1-2	0-1-1	1	19	2	2	0	33
05 Chris Lofton	g	1-7	0-5	3-4	1-2-3	1	5	0	3	0	33
15 Jordan Howell	g	0-2	0-2	0-0	0-1-1	2	0	2	1	0	13
12 Ramar Smith	0-0	0-0	4-6	0-2-2	2	4	2	0	0	0	14
22 Steven Pearl	0-0	0-0	0-0	0-0-0	0	0	0	0	0	0	0+
25 Josh Tabb	0-0	0-0	0-0	0-0-0	1	0	0	1	0	0	7
30 J.P. Prince	1-3	0-0	6-8	0-2-2	1	4	1	3	0	3	21
32 Duke Crews	2-2	0-0	0-0	0-2-2	1	4	0	1	2	1	15
32 Brian Williams	1-1	0-0	0-0	0-0-0	0	2	0	0	0	0	3
34 Ryan Childress	0-0	0-0	0-0	0-0-0	0	0	0	0	0	0	1
TEAM				2-0-2							
Totals	22-45	6-19	22-31	6-21-27	16	72	13	14	3	12	200

TOTAL FG%	1st Half: 10-22 45.5%	2nd Half: 12-23 52.2%	Game: 48.9%
3-Pt. FG%	1st Half: 2-11 18.2%	2nd Half: 4-8 50.0%	Game: 31.6%
F Throw %	1st Half: 7-8 87.5%	2nd Half: 15-23 65.2%	Game: 71.0%

Officials: Zelton Steed, Gerry Pollard, Chris Rastaher

Technical: None

Attendance:

Score by Periods	1st	2nd	Total
American	22	35	57
Tennessee	29	43	72

2008 East Region — Second Round

#7	Butler (30-4)	71
#2	Tennessee (31-4)	OT 76
<i>March 25, 2008 • BJCC Arena • Birmingham, Ala.</i>		

Tennessee scrapped, pounded, grabbed and survived. The second-seeded Vols mostly ditched the glamorous 3-pointer and got physical in the second-round, moving on with a 76-71 overtime victory over Butler.

Vols senior JaJuan Smith hit four straight free throws in the final 13.6 seconds of overtime, and the Vols advanced to their second consecutive Sweet Sixteen.

Tennessee scored 38 points in the paint, had five players with multiple fouls by halftime and made only two 3-pointers in the final 40 minutes against the Bulldogs.

"Fatigue was a factor for them at some point, because of the way we guarded them," UT coach Bruce Pearl said. "We really played great defense tonight and did what we needed to do on the boards."

The Vols scored six straight points inside after the Bulldogs took their first lead in the final two minutes of overtime, including point guard Ramar Smith's basket with 27 seconds left to make it 72-68.

Butler's Pete Campbell followed a missed shot to make it 72-70 with 16 seconds left. JaJaun Smith then made both free throws.

Wayne Chism led foul-plagued Tennessee with 16 points, while Tyler Smith added 15 and eight rebounds and JaJuan Smith had 11. J.P. Prince had nine points, seven rebounds, five assists—and six of the Vols' 20 turnovers.

The Bulldogs, who couldn't catch up to UT for the first 37-plus minutes, took their first lead on A.J. Graves' short jumper in the paint to make it 68-66 with 1:46 left in overtime. Ramar Smith and Chism both scored inside as UT reclaimed the lead inside the final minute.

Tyler Smith then blocked Graves from behind, and Chism won the scramble for the loose ball and called timeout with 33 seconds left.

Ramar Smith then scored, coming up with a big play after losing his starting job to J.P. Prince, an Arizona transfer who made his first start for Tennessee.

Graves led Butler with 21 points. Campbell, who made eight 3-pointers in the first round, added 12 points and Willie Veasley had 11.

The Vols tried to set the tone early, sinking three 3-pointers and forcing five turnovers in the first five minutes en route to a 21-8 lead.

VISITORS: Butler 30-4		REBS										
	FG	3PT	FT	O-D-T	PF	TP	A	To	Bl	St	Min	
01 Julian Betko	f	1-1	1-1	1-2	1-3-4	3	4	0	1	0	1	24
02 Drew Streicher	f	1-3	1-2	1-2	2-3-5	3	4	2	0	0	3	42
05 Matt Howard	f	1-7	0-0	2-3	3-2-5	5	4	1	1	0	1	23
04 A.J. Graves	g	6-18	3-12	6-6	0-3-3	4	21	2	4	0	5	43
10 Mike Green	g	4-17	1-4	6-10	2-5-7	5	15	5	1	6	0	39
02 Shawn Vanzant	0	0-0	0-0	0-0	0-2-2	1	0	1	1	0	0	6
03 Zach Hahn	0	0-0	0-0	0-0	0-0-0	0	0	0	0	1	0	1
21 Willie Veasley	5-7	0-0	1-3	1-2-3	2	11	0	0	1	0	24	
24 Avery Jukes	0-0	0-0	0-0	0-0-0	0	0	0	0	0	0	0+	
34 Pete Campbell	4-8	3-7	1-2	3-2-5	2	12	0	0	0	0	23	
TEAM				3-2-5								
Totals	22-61	9-26	18-28	15-24-39	25	71	11	14	1	11	225	

TOTAL FG%	1st Half: 10-25 40.0%	2nd Half: 9-28 32.1%	Game: 36.1%
3-Pt. FG%	1st Half: 6-14 42.9%	2nd Half: 2-9 22.2%	Game: 34.6%
F Throw %	1st Half: 8-14 57.1%	2nd Half: 9-12 75.0%	Game: 64.3%

HOME TEAM: Tennessee 31-4		REBS										
	FG	3PT	FT	O-D-T	PF	TP	A	To	Bl	St	Min	
01 Tyler Smith	f	4-9	0-0	7-8	1-7-8	4	15	0	7	1	0	37
04 Wayne Chism	f	6-11	1-4	3-5	2-3-5	4	16	2	3	1	2	29
02 JaJuan Smith	g	3-9	1-6	4-4	1-4-5	3	11	1	0	0	37	
05 Chris Lofton	g	3-11	3-7	0-0	1-4-5	3	9	2	1	0	21	
10 J.P. Prince	g	4-5	0-0	1-2	5-2-7	3	9	5	6	1	0	31
12 Ramar Smith	4-8	0-2	0-3	1-2-3	4	8	1	2	0	0	18	
15 Jordan Howell	0-0	0-0	1-2	0-0-0	0	0	0	0	0	0	5	
22 Steven Pearl	0-0	0-0	0-0	0-0-0	0	0	0	0	0	0	0+	
25 Josh Tabb	1-1	0-0	0-0	0-0-0	1	2	0	0	0	1	12	
28 Duke Crews	0-3	0-0	2-2	2-4-6	2	2	0	1	0	0	13	
33 Brian Williams	1-2	0-0	1-3	1-3-4	0	3	1	0	0	1	11	
34 Ryan Childress	0-0	0-0	0-0	0-0-0	0	0	0	0	0	0	1	
TEAM				2-1-3								
Totals	26-59	5-19	19-29	16-30-46	24	76	12	20	3	5	225	

TOTAL FG%	1st Half: 13-25 52.0%	2nd Half: 9-26 34.6%	Game: 44.1%
3-Pt. FG%	1st Half: 4-9 44.4%	2nd Half: 0-8 0.0%	Game: 26.3%
F Throw %	1st Half: 8-12 66.7%	2nd Half: 7-10 70.0%	Game: 65.5%

Officials: Bob Donato, Jeffrey Nichols, Michael Scypfers
Technicals: None.
Attendance:

Score by Periods	1st	2nd	OT	Total
Butler	34	29	8	71
Tennessee	38	25	13	76

2008 East Region — Regional Semifinal

#3	Louisville (26-8)	79
#2	Tennessee (31-5)	60
<i>March 27, 2008 • Charlotte Bobcats Arena • Charlotte, N.C.</i>		

One of the most successful seasons in Tennessee basketball history came to a close as third-seeded Louisville downed the second-seeded Volunteers 79-60 in in the East Regional final.

Earl Clark scored 17 points and had 12 rebounds, and UL head coach Rick Pitino's mix of defenses made life miserable for SEC Champion Tennessee.

After Louisville's two blowout wins earlier in the tournament, Pitino's signature zone and pressure limited the high-scoring Volunteers to 34-percent shooting.

"I've been coaching a long time and never has the tempo of the game been dictated so much by an opponent," UT coach Bruce Pearl said. "We usually dictate tempo. We attacked the pressure and we had an opportunity to hurt the press, but we just didn't finish."

Louisville nearly blew all of a 16-point first-half lead, only to take control midway through the second half.

All-American guard Chris Lofton scored 15 points for Tennessee, but was 3-for-15 in his final game as a Vol.

"They wouldn't leave me," Lofton said. "It was tough to get my shot off. They're a great defensive team."

After a slow start, Tennessee got within 37-36 early in the second half thanks to its own defensive pressure, which forced 20 turnovers.

But then the springy Clark, who had come on in the NCAA Tournament, had a driving layup, hit a baseline jumper and converted a three-point play during a 13-5 run.

Louisville's defense didn't allow Tennessee to get back in it again, and the Cardinals hit all nine free throws over the final five minutes to keep Tennessee at bay.

JaJuan Smith added 12 points for UT, and Tyler Smith had 11.

"This doesn't take much away from the finest season in the history of Tennessee basketball," Pearl said. "No team has accomplished the things these guys accomplished this year, and I'm awfully proud of them."

NOTES: Louisville lost to No. 1-seeded North Carolina 83-73 in the Elite Eight.

VISITORS: Louisville 28-8		REBS										
	FG	3PT	FT	O-D-T	PF	TP	A	To	Bl	St	Min	
01 Terrence Williams	f	4-7	0-1	4-7	2-6-8	0	12	3	2	2	1	38
03 Juan Palacios	f	1-1	1-1	0-0	0-2-2	1	3	1	0	0	0	13
04 David Padgett	c	4-5	0-0	2-4	2-6-8	4	10	3	4	0	25	
33 Andre McGee	e	4-10	1-5	4-4	0-3-5	2	15	3	2	0	1	32
34 Jerry Smith	g	3-6	2-3	5-6	0-4-4	3	15	0	4	1	24	
02 Preston Knowles	0	4-3	0-0	0-0-0	4	0	2	1	0	0	160	
05 Earl Clark	7-10	0-1	3-4	2-10-12	2	17	2	3	4	2	28	
10 Edgar Sosa	0-1	0-0	2-2	0-0-0	5	2	2	0	0	1	7	
20 Will Scott	0-0	0-0	0-0	0-0-0	1	0	0	0	0	0	2	
32 Derrick Character	3-6	0-0	3-3	2-3-5	1	9	0	1	0	0	15	
TEAM				1-0-1								
Totals	26-50	4-14	23-30	9-34-43	23	79	14	20	7	6	200	

TOTAL FG%	1st Half: 12-29 41.4%	2nd Half: 14-21 66.7%	Game: 52.0%
3-Pt. FG%	1st Half: 4-12 33.3%	2nd Half: 0-2 0.0%	Game: 28.6%
F Throw %	1st Half: 9-10 90.0%	2nd Half: 14-20 70.0%	Game: 76.7%

HOME TEAM: Tennessee 31-5		REBS										
	FG	3PT	FT	O-D-T	PF	TP	A	To	Bl	St	Min	
01 Tyler Smith	f	3-9	0-1	5-8	3-1-4	4	11	1	2	0	1	27
04 Wayne Chism	f	3-4	1-1	2-2	0-4-4	4	9	0	1	1	0	24
02 JaJuan Smith	g	5-11	2-5	0-0	1-5-6	5	12	2	2	0	4	28
05 Chris Lofton	g	3-15	2-11	7-7	0-3-3	1	15	2	3	0	34	
30 Prince, J.P.	g	1-3	0-1	0-0	0-1-1	4	2	2	4	0	27	
12 Ramar Smith	2-9	0-0	2-7	0-0-0	4	6	3	3	0	2	28	
22 Steven Pearl	0-0	0-0	0-0	1-1-2	0	0	0	0	0	0	2	
25 Josh Tabb	0-0	0-0	0-0	0-1-1	0	0	0	0	0	0	4	
28 Duke Crews	2-4	0-0	1-1	1-0-1	3	5	2	1	0	0	16	
33 Brian Williams	0-0	0-0	0-0	0-2-2	0	0	0	0	0	0	7	
34 Ryan Childress	0-1	0-1	0-0	0-0-0	1	0	0	0	0	0	3	
TEAM				2-2-4								
Totals	19-56	5-20	17-25	8-20-28	26	60	12	17	1	11	200	

TOTAL FG%	1st Half: 10-28 35.7%	2nd Half: 9-28 32.1%	Game: 33.9%
3-Pt. FG%	1st Half: 2-9 22.2%	2nd Half: 3-11 27.3%	Game: 25.0%
F Throw %	1st Half: 8-11 72.7%	2nd Half: 9-14 64.3%	Game: 68.0%

Officials: Richard Cartmell, Verne Harris, Gerry Pollard
Technicals: Louisville-Preston Knowles, Tennessee-None.
Attendance: 19,092

Score by Periods	1st	2nd	Total
Louisville	37	42	79
Tennessee	30	30	60

2009 East Region — First Round

#9	Tennessee (21-13)	75
#8	Oklahoma State (23-11)	77

March 20, 2009 • University of Dayton Arena • Dayton, Ohio

After 40 hard-fought minutes of basketball, Oklahoma State outlasted Tennessee to earn a 77-75 decision in the first round of the NCAA Tournament at University of Dayton Arena in Dayton, Ohio.

"We played a lot of good basketball out there today, and we played against a really good team, one of the better teams we played in a few weeks, and we're right there," UT head coach Bruce Pearl said.

Cowboys point guard Byron Eaton put his team ahead for good after a three-point play with 7.2 seconds showing on the clock. Eaton drove to the basket for a layup and made the ensuing free throw after being fouled by Vols forward Tyler Smith.

With one final shot for the Vols, Smith came off a ball screen and launched a 3-pointer, only to see it rim out at the buzzer.

"It's a shot that he takes and makes a lot at the end of practice," Pearl said. "I didn't want anybody else taking that last shot."

Smith led the Big Orange with 21 points, including a perfect 10-for-10 performance at the foul line. Redshirt freshman guard Cameron Tatum followed with 12 points, and junior Wayne Chism added 11 points.

Paced by Eaton's 20 points, Oklahoma State also received a lift from Marshall Moses' double-double performance of 16 points and 11 rebounds.

The game concluded Tennessee's fourth consecutive NCAA Tournament bid under Pearl.

NOTES: Oklahoma State lost to No. 1-seeded Pittsburgh 84-76 in the second round.

VISITORS: Tennessee 21-13				REBS											
	FG	3PT	FT	O-D-T	PF	TP	A	To	Bl	St	Min				
01 Smith, Tyler	f	5-10	1-4	10-10	2-0-2	3	21	3	2	0	0	36			
04 Chism, Wayne	c	4-14	3-9	0-0	2-4-6	4	11	1	4	1	0	28			
03 Maze, Bobby	g	2-5	2-5	0-0	0-1-1	0	6	5	0	0	0	27			
30 Prince, J.P.	g	2-3	0-0	0-2	1-4-5	2	4	2	1	0	3	24			
32 Hopson, Scotty	g	3-9	1-6	1-1	0-2-2	2	8	3	1	0	1	31			
05 Ngedu, Emmanuel	2-2	0-0	2-4	2-1-3	0	6	0	0	0	0	0	6			
23 Tatum, Cameron	4-8	3-7	1-1	0-2-2	3	12	0	1	0	0	0	23			
25 Tabb, Josh	1-2	1-2	2-3	0-2-2	1	5	1	0	0	0	9				
33 Williams, Brian	1-3	0-0	0-0	1-1-2	1	2	1	2	0	0	0	16			
TEAM				3-0-3											
Totals	24-56	11-33	16-21	11-17-28	16	75	16	11	1	4	200				
TOTAL FG%	1st Half: 12-30 40.0%	2nd Half: 12-26 46.2%		Game: 42.9%											
3-Pt. FG%	1st Half: 5-15 33.3%	2nd Half: 6-18 33.3%		Game: 33.3%											
F Throw %	1st Half: 5-7 71.4%	2nd Half: 11-14 78.6%		Game: 76.2%											

HOME TEAM: Oklahoma State 23-11				REBS											
	FG	3PT	FT	O-D-T	PF	TP	A	To	Bl	St	Min				
33 Moses, Marshall	f	8-10	0-0	0-0	5-6-11	3	16	1	1	0	0	31			
00 Eaton, Byron	g	7-10	0-1	6-7	1-0-1	4	20	7	6	0	0	36			
01 Harris, Terrel	g	5-11	1-6	4-5	0-4-4	4	15	2	2	0	1	34			
12 Page, Keiton	g	2-6	2-6	0-0	0-1-1	2	6	2	0	0	0	33			
23 Anderson, James	g	4-8	2-4	0-1	2-4-6	4	10	1	3	0	2	31			
02 Muonelo, Obi	3-7	2-4	0-0	0-7-7	2	8	0	0	0	0	2	22			
04 Brown, Anthony	1-1	0-0	0-0	0-0-0	0	2	0	0	0	0	0	9			
15 Sidorakis, Nick	0-0	0-0	0-0	0-0-0	0	0	0	0	0	0	0	4			
TEAM				1-1-1											
Totals	30-53	7-21	10-13	8-23-31	20	77	13	12	0	5	200				
TOTAL FG%	1st Half: 15-27 55.6%	2nd Half: 15-26 57.7%		Game: 56.6%											
3-Pt. FG%	1st Half: 4-13 30.8%	2nd Half: 3-8 37.5%		Game: 33.3%											
F Throw %	1st Half: 4-5 80.0%	2nd Half: 6-8 75.0%		Game: 76.9%											

Officials: Michael Roberts, Brian O'Connell, Mike Sanzere
Technical: Tennessee-None. Oklahoma State-Moses, Marshall; TEAM.
Attendance: 12,499

Score by Periods	1st	2nd	Total
Tennessee	34	41	75
Oklahoma State	38	39	77

2010 Midwest Region — First Round

#11	San Diego State (25-9)	59
#6	Tennessee (26-8)	62

March 18, 2010 • Dunkin' Donuts Center • Providence, R.I.

Melvin Goins made his fourth 3-pointer with 19 seconds left after San Diego State cut the deficit to one point, and Tennessee held off the Aztecs 62-59 at the Dunkin' Donuts Center in Providence, R.I., to advance to the second round of the NCAA Tournament.

Goins and J.P. Prince scored 15 points apiece for the sixth-seeded Volunteers on coach Bruce Pearl's 50th birthday.

"That was a very defensive-minded game," Pearl said. "Both teams can really defend. The way we won the game was the way the kids have been winning all year long—really resilient. We didn't play very well. San Diego State had a lot to do with that."

D.J. Gay had 16 points for No. 11 seed San Diego State, which won the Mountain West Conference. Future NBA standout Kawhi Leonard scored 12 with 10 rebounds for SDSU, but he missed a well-guarded 3-pointer at the buzzer that would have tied it.

Making their fifth straight tournament appearance, the Vols did their best to erase the memory of last year's first-round loss to Oklahoma State—the only time they've failed to win a game in the tournament under Pearl (a native of nearby Sharon, Mass.).

Up six before Gay's 3-pointer made it 53-50 with 4:15 left, the Vols made it a five-point lead on Bobby Maze's free throws. Kelvin Davis hit a pair of free throws and Billy White made a jumper for San Diego State to make it 55-54 with just under two minutes left.

Brian Williams and Gay exchanged free throws, then J.P. Prince missed a pair of foul shots with 47 seconds left and the Vols still nursing a one-point lead. But Wayne Chism grabbed the rebound, and Tennessee ran another 28 seconds off the clock before Goins hit a 3-pointer to make it 60-56.

"I think the shot clock was at about seven seconds," said Goins, who was right in front of the Tennessee bench when he got the ball. "Even before I got the ball, I heard coach yelling, 'Stick, stick, stick.' That gave me confidence to shoot."

Goins then fouled Gay during a 3-point attempt, and the San Diego State guard made all three foul shots. But Chism made two free throws at the other end with 7.4 seconds left and then hustled to contest Leonard on the final shot.

Goins was 4 for 5 from 3-point range, and the Vols went 8 for 17 from beyond the arc.

VISITORS: San Diego State 25-9				REBS											
	FG	3PT	FT	O-D-T	PF	TP	A	To	Bl	St	Min				
15 Leonard, Kawhi	f	5-15	0-4	2-2	3-7-10	3	12	2	2	3	33				
32 White, Billy	f	3-7	0-0	1-2	0-1-1	1	7	1	2	0	0	29			
04 Thomas, Malcolm	c	2-6	0-0	4-6	1-3-4	2	8	4	3	2	1	38			
23 Gay, D.J.	g	4-8	2-6	6-6	0-3-3	2	16	1	1	0	0	40			
40 Davis, Kelvin	g	4-6	1-3	2-3	0-3-3	3	11	0	1	0	0	28			
03 Shelley, Tyrone	0-3	0-1	0-0	1-0-1	0	1	0	1	0	0	0	3			
05 Carlwell, Brian	1-3	0-1	1-2	5-1-6	0	3	0	0	0	0	0	13			
22 Tapley, Chase	1-4	0-3	0-0	0-2-2	4	2	1	1	1	1	0	16			
TEAM				1-2-3											
Totals	20-52	3-18	16-21	11-22-33	16	59	10	10	6	3	200				
TOTAL FG%	1st Half: 9-28 32.1%	2nd Half: 11-24 45.8%		Game: 38.5%											
3-Pt. FG%	1st Half: 2-12 16.7%	2nd Half: 1-6 16.7%		Game: 16.7%											
F Throw %	1st Half: 6-8 75.0%	2nd Half: 10-13 76.9%		Game: 76.2%											

HOME TEAM: Tennessee 26-8				REBS											
	FG	3PT	FT	O-D-T	PF	TP	A	To	Bl	St	Min				
04 Chism, Wayne	f	4-12	1-3	2-2	1-4-5	3	11	0	2	1	1	35			
33 Williams, Brian	c	0-3	0-0	2-2	3-5-8	4	2	1	1	0	0	22			
03 Maze, Bobby	g	3-7	1-2	4-4	0-0-0	2	11	2	0	0	0	23			
30 Prince, J.P.	g	5-9	0-1	5-8	3-3-6	2	15	2	2	1	1	32			
32 Hopson, Scotty	g	3-9	2-5	0-0	1-2-3	2	8	3	3	0	1	26			
13 McBee, Skylar	0-2	0-1	0-0	0-1-1	1	0	0	0	0	0	0	5			
20 Hall, Kenny	0-1	0-0	0-0	2-0-2	1	0	1	0	0	0	0	8			
21 Goins, Melvin	5-7	4-5	1-2	0-1-1	1	15	0	0	0	0	0	19			
22 Pearl, Steven	0-1	0-0	0-0	1-1-2	2	0	1	0	0	0	0	15			
23 Tatum, Cameron	0-1	0-0	0-0	0-1-1	1	0	0	2	1	0	0	15			
TEAM				2-1-3											
Totals	20-52	8-17	14-18	13-19-32	19	62	10	11	3	3	200				
TOTAL FG%	1st Half: 13-29 44.8%	2nd Half: 7-23 30.4%		Game: 38.5%											
3-Pt. FG%	1st Half: 4-9 44.4%	2nd Half: 4-8 50.0%		Game: 47.1%											
F Throw %	1st Half: 4-6 66.7%	2nd Half: 10-12 83.3%		Game: 77.8%											

Officials: Paul H. Janssen, Gerry D. Pollard, Sean Casady
Technical: San Diego State-None. Tennessee-None
Attendance: 10,788

Score by Periods	1st	2nd	Total
San Diego State	26	33	59
Tennessee	34	28	62

2010 Midwest Region — Second Round

#14	Ohio (22-15)	68
#6	Tennessee (27-8)	83

March 20, 2010 • Dunkin' Donuts Center • Providence, R.I.

J.P. Prince scored 18 points and Scotty Hopson had 17 to lead sixth-seeded Tennessee to an 83-68 victory over Ohio at the Dunkin' Donuts Center in Providence, R.I., helping the Volunteers reach their third Sweet Sixteen in four years.

"J.P. Prince was the best player in this regional," UT head coach Bruce Pearl said. "He played as well as any player in the tournament this weekend."

Tennessee earned a matchup with No. 2-seed Ohio State in St. Louis. The Volunteers have never gotten past the third round, including losses to Ohio State and Louisville under Pearl in 2007 and 2008.

"I've been there twice already and came up short twice," said Wayne Chism, who had nine points and 12 rebounds. "I'm happy to be back on that stage again, I can't wait to get there."

Chism joined former Tennessee All-Americans Chris Lofton and Dale Ellis as the only Vols ever to score 100 career points in the NCAA Tournament, as his nine-game total stands at 101.

Tommy Freeman scored 23 points for Ohio, which was the lowest-seeded team to get out of the first round. But he didn't get enough help from Armon Bassett and D.J. Cooper, the guards who starred in a first-round victory over third-seeded Georgetown before combining for 23 points on seven-for-23 shooting against Tennessee.

"The plan from the jump was to stop those guards," UT junior center Brian Williams said, "and then dominate underneath and on the boards."

The Vols did just that, outscoring the Mid-American Conference champions, 58-12, in the paint and winning the battle of the boards 41-33.

The Bobcats trailed by six points midway through the second half before the Volunteers went on a 10-1 run to put it away.

The Volunteers took the lead with an 18-2 run that started with 12 minutes left in the first half, turning a 2-point deficit into a 14-point lead. Ohio kept firing 3-point shots—they attempted 26 in the game, making 10—but never got any closer than 50-45.

"Our top five guys aren't necessarily going to win in this tournament, but our 10 can," said Pearl, whose bench held a 28-0 advantage over the Bobcats. "This is a team with many dimensions, and when we defend and rebound we've got a chance to win."

VISITORS: Ohio 22-15

	FG	3PT	FT	REBS	PF	TP	A	TO	Bl	St	Min
01 Washington, De. f	4-13	0-0	8-12	6-2-8	3	16	2	1	2	1	38
24 Freeman, Tommy f	8-13	6-11	1-1	0-1-1	3	23	0	2	1	1	33
12 van Kempen, Kenneth c	3-7	0-0	0-0	0-3-3	3	6	1	0	0	0	32
00 Bassett, Armon g	2-10	1-6	2-6	0-5-5	3	7	6	7	0	3	40
05 Cooper, D.J. g	5-13	3-8	3-7	3-3-6	1	16	5	4	0	2	40
03 Baltic, Ivo	0-0	0-0	0-0	0-0-0	1	0	0	0	0	0	0
04 McKinley, David	0-0	0-0	0-0	0-0-0	0	0	0	0	0	0	0
11 Adedipe, Adetunji	0-0	0-0	0-0	0-0-0	0	0	0	0	0	0	0
30 Keely, Reggie	0-1	0-0	0-0	1-3-4	1	0	1	0	1	0	10
44 Sayles, Asown	0-1	0-1	0-0	1-0-1	2	0	0	0	0	0	7
TEAM				3-2-5							
Totals	22-58	10-26	14-26	14-19-33	17	68	15	14	1	9	200

TOTAL FG%	1st Half: 9-26 34.6%	2nd Half: 13-32 40.6%	Game: 37.9%
3-Pt. FG%	1st Half: 5-11 45.5%	2nd Half: 5-15 33.3%	Game: 38.5%
F Throw %	1st Half: 4-9 44.4%	2nd Half: 10-17 58.8%	Game: 53.8%

HOME TEAM: Tennessee 27-8

	FG	3PT	FT	REBS	PF	TP	A	TO	Bl	St	Min
04 Chism, Wayne f	3-7	1-1	2-2	0-12-12	2	9	4	0	1	1	33
33 Williams, Brian c	4-6	0-0	0-0	4-8-12	4	8	2	0	2	0	24
03 Maze, Bobby g	1-5	0-2	1-2	1-3-4	3	9	2	0	2	2	29
30 Prince, J.P. g	7-9	0-0	4-7	1-3-4	4	18	3	2	0	1	24
32 Hopson, Scotty g	7-9	2-3	1-2	0-0-0	3	17	0	3	0	1	24
00 Woolridge, Renaldo	0-0	0-0	0-0	0-0-0	0	0	0	0	0	0	0
13 McBee, Skylar	0-0	0-0	0-0	0-1-1	0	0	0	0	0	0	0
20 Hall, Kenny	2-2	0-0	0-0	0-0-0	1	4	0	1	0	0	8
21 Goins, Melvin	1-2	0-1	0-0	0-0-0	1	2	1	3	0	1	12
22 Pearl, Steven	2-4	0-0	2-4	1-0-1	3	6	0	2	0	1	15
23 Tatum, Cameron	5-13	1-6	0-0	1-1-1	1	11	1	2	0	1	21
24 Bone, Josh	2-3	1-1	0-1	3-1-4	0	5	1	0	0	0	10
TEAM				1-1-2							
Totals	34-60	5-14	10-18	11-30-41	22	83	21	16	3	8	200

TOTAL FG%	1st Half: 15-26 57.7%	2nd Half: 19-34 55.9%	Game: 56.7%
3-Pt. FG%	1st Half: 4-8 50.0%	2nd Half: 1-6 16.7%	Game: 35.7%
F Throw %	1st Half: 4-6 66.7%	2nd Half: 6-12 50.0%	Game: 55.6%

Officials: Ed Corbett, Michael Stephens, Paul H. Janssen
 Technicals: Ohio-None, Tennessee-None
 Attendance: 11,271

Score by Periods	1st	2nd	Total
Ohio	27	41	68
Tennessee	38	45	83

2010 Midwest Region — Regional Semifinal

#2	Ohio State (29-8)	73
#6	Tennessee (28-8)	76

March 26, 2010 • Edward Jones Dome • St. Louis, Mo.

Brian Williams scored the go-ahead basket on a tip-in with 32 seconds left, Bobby Maze converted a pair of late free throws and J.P. Prince blocked a desperation 3-pointer at the buzzer, leading Tennessee past Ohio State 76-73 in the Midwest Region semifinal and into the NCAA Tournament's round of eight for the first time in UT's 101-year hardwood history.

Wayne Chism finished with 22 points—all but four in the second half—and 11 rebounds for the sixth-seeded Vols, who pulled out a back-and-forth tussle after going 0-5 in its previous regional semifinal chances.

As the final buzzer sounded, Tennessee players let out screams of joy and sprinted onto the court.

Ohio State's Evan Turner—the National Player of the Year—finished with 31 points, 21 in the second half, but the rest of the Buckeyes were just 3-of-16 from the field in the second half. Jon Diebler, so big for Ohio State in the first two rounds, shot 1-of-7 from 3-point range.

William Buford scored 15 points, and David Lighty added nine for OSU, which had won four of its previous five meetings against UT, including a matchup in the 2007 regional semifinals.

After making only three baskets in the first half, Turner surpassed that output in the first 5:12 of the second half. Lighty finally gave him some help, scoring on a layup to put Ohio State in front 59-56 with 7:37 to play.

But Tennessee responded with a 12-4 run, getting contributions from four different players.

Chism gave the Vols a 72-70 lead with 1:39 to play. Turner came up with yet another big play, swishing a 3-pointer from just beyond the arc with less than 42 seconds to go. But Williams, a big, bruising center, tipped in Prince's miss on a layup.

Turner missed at the other end and Kyle Madsen lost the ball under the basket. With less than 13 seconds left, Turner fouled Maze, who after a timeout, coolly blew a kiss to someone in the Tennessee fan section. He made both free throws, giving Tennessee a 76-73 lead.

Turner had two more opportunities—and he had knocked down last-second shots before. But this time, he missed from deep in the left corner, then got the ball back. His last shot from near the top of the key didn't even get to the rim, as Prince managed to elevate, extend his arm and make an athletic block.

"Turner got a little bit of a look, but it wasn't very good," Pearl said. "Now we're going to see if we can live every kid's dream."

VISITORS: Tennessee 28-8

	FG	3PT	FT	REBS	PF	TP	A	TO	Bl	St	Min
04 Chism, Wayne f	9-16	1-3	3-4	5-6-11	1	22	1	3	1	0	35
33 Williams, Brian c	4-5	0-0	1-2	4-8-12	3	9	1	2	0	0	32
03 Maze, Bobby g	4-9	0-2	2-2	2-1-3	1	10	2	1	0	1	19
30 Prince, J.P. g	6-13	0-0	2-3	2-0-2	3	14	6	3	1	2	31
32 Hopson, Scotty g	1-5	0-3	1-1	2-2-4	3	3	1	5	0	0	23
20 Hall, Kenny	0-1	0-0	0-0	1-0-1	1	0	0	0	0	0	4
21 Goins, Melvin	2-8	0-2	0-0	1-0-1	3	4	0	4	0	1	22
22 Pearl, Steven	0-1	0-0	0-0	1-0-1	3	0	0	0	1	1	8
23 Tatum, Cameron	3-4	2-3	3-3	0-0-0	1	11	0	0	0	1	14
24 Bone, Josh	1-2	1-2	0-0	0-1-1	1	3	0	0	0	0	12
TEAM				2-3-5							
Totals	30-64	4-15	12-15	20-21-41	20	76	15	16	3	6	200

TOTAL FG%	1st Half: 15-33 45.5%	2nd Half: 15-31 48.4%	Game: 46.9%
3-Pt. FG%	1st Half: 4-8 50.0%	2nd Half: 0-7 0.0%	Game: 26.7%
F Throw %	1st Half: 5-7 71.4%	2nd Half: 7-8 87.5%	Game: 80.0%

HOME TEAM: Ohio State 29-8

	FG	3PT	FT	REBS	PF	TP	A	TO	Bl	St	Min
23 Lighty, David g	4-8	1-3	0-2	2-1-3	3	9	5	2	1	2	26
44 Buford, William g	5-13	2-5	3-4	0-4-4	2	15	3	0	0	2	29
20 Lauerdale, Dallas c	1-1	0-0	0-2	2-4-6	2	2	1	1	0	0	20
21 Turner, Evan g	10-23	2-4	9-9	4-3-7	4	31	5	6	1	1	40
33 Diebler, Jon g	1-8	1-7	0-0	0-0-0	2	3	0	0	1	0	14
02 Simmons, Jerome	3-4	3-4	0-0	0-0-0	2	9	0	1	0	0	14
15 Madsen, Kyle	1-1	0-0	2-2	2-1-3	1	4	0	1	0	1	11
TEAM				3-3-6							
Totals	25-58	9-23	14-19	13-16-29	16	73	14	11	3	6	200

TOTAL FG%	1st Half: 15-27 55.6%	2nd Half: 10-31 32.3%	Game: 43.1%
3-Pt. FG%	1st Half: 6-11 54.5%	2nd Half: 3-12 25.0%	Game: 39.1%
F Throw %	1st Half: 6-8 75.0%	2nd Half: 8-11 72.7%	Game: 73.7%

Officials: Mike Kitts, Bryan Kersey, Don Daily
 Technicals: Tennessee-None, Ohio State-None
 Attendance: 26,377

Score by Periods	1st	2nd	Total
Tennessee	39	37	76
Ohio State	42	31	73

OUTLOOK

PLAYERS

STAFF

REVIEW

RESULTS

RECORDS

HONORS

POSTSEASON

VOLMANAC

MEDIA INFO



ALL-TIME NCAA GAME RECAPS

2010 Midwest Region — Regional Final

#5	Michigan State (28-8)	70
#6	Tennessee (28-9)	69
<i>March 28, 2010 • Edward Jones Dome • St. Louis, Mo.</i>		

Tennessee outshot Michigan State, equaled the Spartans—statistically, the nation's best rebounders—on the boards and had one fewer turnover.

"The numbers look pretty good," Volunteers coach Bruce Pearl conceded, glancing at the box score.

But defensive lapses at the end of both halves during the Midwest Regional Final at the Edward Jones Dome doomed the Vols, as MSU advanced by a score of 70-69.

"This one won't go away... forever," Pearl said.

Tennessee led 41-37 as the last seconds ticked off before intermission. After a couple of missed shots, MSU retained possession with one second left when the ball went out of bounds under its basket.

Forward Draymond Green cut through the lane, took a pass from guard Durrell Summers and laid in a shot at the buzzer, halving the Vols' halftime edge.

After surviving a 14-1 Spartans run and charging back from an eight-point deficit in the second half, UT forged a 69-69 tie when Scotty Hopson made the first of two free throws with 11 seconds left. Hopson missed the second, setting up the final, decisive sequence.

Spartans guard Korie Lucious corralled the rebound, hustled into the frontcourt then dished to Green near the top of the circle. Green wheeled to his right and spied forward Raymar Morgan under the basket, waving his arms frantically.

Green whipped a pass to Morgan, who was fouled by UT senior guard J.P. Prince with 1.8 seconds remaining.

Morgan made the first free throw, then purposely clanked the next. The Vols called a timeout with 1.6 seconds left, but Prince's half-court heave at the buzzer fell short.

"We didn't get back defensively," Pearl said. "They got the ball way too close to the basket, got way too good a look."

Despite the wrenching defeat, Pearl declared that Tennessee took a "major step" by reaching its first-ever Elite Eight and posting the second-highest win total in school history (28).

"We came to this regional to win it and get to the Final Four," Pearl said. "But I'm proud of my seniors and proud of our basketball program."

NOTES: Michigan State lost to Butler 52-50 in the Final Four.

VISITORS: Tennessee 28-9												
	FG	3PT	FT	REBS	PF	TP	A	TO	Bl	St	Min	
04 Chism, Wayne	f	5-9	3-4	0-0	0-3-3	2	13	1	0	0	1	33
33 Williams, Brian	c	5-8	0-0	1-4	4-5-9	2	11	0	1	2	0	33
03 Maze, Bobby	g	3-9	1-4	2-2	0-0-0	1	9	3	2	0	1	22
30 Prince, J.P.	g	5-5	0-0	2-2	1-2-3	4	12	5	4	1	1	28
32 Hopson, Scotty	g	3-7	1-4	3-6	0-3-3	1	10	1	0	0	0	33
20 Hall, Kenny	g	0-1	0-0	0-0	1-0-1	0	0	0	0	0	0	3
21 Goins, Melvin	2-5	1-3	2-2	0-1-1	1	7	0	0	0	1	17	
22 Pearl, Steven	0-0	0-0	0-0	1-1-2	1	0	0	1	0	2	11	
23 Tatum, Cameron	1-2	1-1	4-5	0-1-1	2	7	1	0	1	0	12	
24 Bone, Josh	0-1	0-0	0-0	1-0-1	1	0	0	1	0	0	8	
TEAM	2-13		2-13		15		69		11		30	
Totals	24-47		7-16		14-21		10-17-27		15		69	

TOTAL FG%	1st Half: 14-25 56.0%	2nd Half: 10-22 45.5%	Game: 51.1%
3-Pt. FG%	1st Half: 6-9 66.7%	2nd Half: 1-7 14.3%	Game: 43.8%
F-Throw %	1st Half: 7-9 77.8%	2nd Half: 7-12 58.3%	Game: 66.7%

HOME TEAM: Michigan State 28-8												
	FG	3PT	FT	REBS	PF	TP	A	TO	Bl	St	Min	
02 Morgan, Raymar	f	4-11	0-1	5-6	6-4-10	1	13	2	1	2	1	35
10 Roe, Delvon	f	1-4	0-0	1-2	0-0-0	4	3	1	1	3	1	20
50 Nix, Derrick	c	1-1	0-0	0-0	1-0-1	1	2	0	0	0	0	13
15 Summers, Durrell	g	8-10	4-6	1-1	1-3-4	3	21	1	2	0	0	29
34 Lucious, Korie	g	2-9	1-7	3-4	2-1-3	0	8	4	5	1	5	35
03 Allen, Chris	2-6	1-3	3-5	1-1-2	3	8	2	0	0	0	0	29
13 Thornton, Austin	1-1	0-0	0-0	0-0-0	4	2	0	0	0	0	0	5
20 Kebler, Mike	0-0	0-0	0-0	0-0-0	0	0	0	0	0	0	0	6
22 Dahlman, Isaiah	0-0	0-0	0-0	0-1-1	0	0	0	0	0	0	0	0
23 Green, Draymond	5-10	0-1	3-3	0-1-1	4	15	2	2	2	1	26	
41 Sherman, Garrick	0-0	0-0	0-0	0-2-2	0	0	0	0	0	0	0	2
TEAM	2-13		2-13		20		70		12		11	
Totals	24-52		6-18		16-21		13-14-27		20		70	

TOTAL FG%	1st Half: 14-29 48.3%	2nd Half: 10-23 43.5%	Game: 46.2%
3-Pt. FG%	1st Half: 2-9 22.2%	2nd Half: 4-9 44.4%	Game: 33.3%
F-Throw %	1st Half: 9-11 81.8%	2nd Half: 7-10 70.0%	Game: 76.2%

Officials: John Cahill, Patrick Driscoll, Michael Stephens
Technical: Tennessee-None, Michigan State-None
Attendance: 25,242

Score by Periods	1st	2nd	Total
Tennessee	41	28	69
Michigan State	39	31	70

2011 West Region — Second Round

#8	Michigan (21-13)	75
#9	Tennessee (19-15)	45
<i>March 18, 2011 • Time Warner Cable Arena • Charlotte, N.C.</i>		

Tennessee's NCAA Tournament run ended early as the Volunteers were dealt a 75-45 loss to eighth-seeded Michigan at Time-Warner Cable Arena in the second round of West Region action.

It was a tale of two halves for the Volunteers. During the first 20 minutes of play, UT shot 45 percent from the floor on 9-of-20 shooting and went 10-of-12 from the free-throw line. Trailing 33-29 at halftime, the game remained close until a stretch of Tennessee turnovers fueled a 16-0 Michigan run.

The Vols shot a humble 26 percent from the floor in the second half and only managed to get to the stripe four times. Michigan pulled away, outscoring UT 42-16 after shooting 18-of-28 in the second half.

To Michigan's credit, the undersized Wolverines out-rebounded Tennessee 36-26 and outscored UT in the paint 46-22. Both marks were nails the Vols had hung their hat on all year.

After a perfect 6-of-6 shooting performance in the first half, Tennessee Freshman All-American Tobias Harris went a scoreless 0-of-5 shooting in the second half. Still, the Dix Hills, N.Y., native led the Vols with 19 points.

"We just didn't play with heart out there," Harris said. "Michigan came out and made shots and we just did a terrible job of trying to cover them. On the offensive end, we rushed too many shots."

The loss marked the first time UT finished with fewer than 20 wins during head coach Bruce Pearl's tenure.

NOTES: The game marked the end of Bruce Pearl's six-year tenure as head coach, as he was relieved of his duties March 21, 2010 ... The game also was the first in NCAA Tournament history in which a team won a game despite failing to make a free throw; UM attempted just one ... Michigan lost to No. 1-seeded Duke 73-71 in the third round.

VISITORS: Tennessee 19-15												
	FG	3PT	FT	REBS	PF	TP	A	TO	Bl	St	Min	
12 Harris, Tobias	f	6-11	0-1	7-7	0-5-0	0	19	0	3	2	0	36
33 Williams, Brian	c	1-3	0-0	0-0	0-0-2	2	2	1	1	1	2	16
02 Goins, Melvin	g	0-3	0-3	2-2	0-4-4	1	2	2	3	0	1	27
23 Tatum, Cameron	g	2-9	1-6	0-1	0-1-1	3	5	4	4	1	0	27
32 Hopson, Scotty	g	1-5	1-3	1-2	0-2-2	2	4	0	3	0	0	21
01 McRae, Jordan	0-2	0-2	0-0	0-0-0	0	0	0	0	0	0	0	2
10 Hubert, Michael	0-0	0-0	0-0	0-0-0	0	0	0	0	0	0	0	1
11 Golden, Trae	2-3	0-0	2-2	0-0-0	6	2	1	0	1	0	14	
13 McBe, Skylar	1-2	1-2	0-0	0-1-1	2	3	0	1	0	0	20	
20 Hall, Kenny	1-2	0-0	0-0	1-3-4	2	1	1	1	1	0	18	
22 Pearl, Steven	0-1	0-0	0-0	3-1-4	2	0	0	1	0	0	6	
24 Bone, Josh	1-2	0-1	0-0	0-0-0	1	2	0	0	0	0	10	
25 Fields, John	0-0	0-0	0-0	0-1-1	0	0	0	0	0	0	1	
34 Maymon, Jeronne	0-0	0-0	0-2	1-1-2	0	0	0	0	0	0	1	
TEAM	1-12		1-12		15		69		10		40	
Totals	15-43		3-18		12-16		6-20-26		13		45	

TOTAL FG%	1st Half: 9-20 45.0%	2nd Half: 6-23 26.1%	Game: 34.9%
3-Pt. FG%	1st Half: 1-4 25.0%	2nd Half: 2-14 14.3%	Game: 16.7%
F-Throw %	1st Half: 10-12 83.3%	2nd Half: 2-4 50.0%	Game: 75.0%

HOME TEAM: Michigan 21-13												
	FG	3PT	FT	REBS	PF	TP	A	TO	Bl	St	Min	
52 Morgan, Jordan	f	5-6	0-0	0-1	3-0-3	2	10	0	1	1	1	19
00 Novak, Zack	g	5-10	4-6	0-0	2-8-10	2	14	2	2	0	0	35
01 Douglass, Stu	g	5-7	1-3	0-0	0-1-1	1	11	5	1	0	0	34
04 Morris, Darius	g	4-12	0-3	0-0	2-4-6	2	8	3	0	2	0	37
10 Hardaway Jr., Tim	g	5-9	1-3	0-0	1-4-5	3	11	3	1	0	0	30
05 Akunne, Eso	0-1	0-1	0-0	0-0-0	1	0	0	0	0	0	0	2
13 Vogrich, Matt	5-5	1-1	0-0	1-2-3	3	11	0	1	0	1	16	
15 Horford, Jon	0-0	0-0	0-0	0-1-1	1	0	0	0	0	0	1	
20 Bartelstein, Josh	0-0	0-0	0-0	0-0-0	0	0	0	0	0	0	0	1
22 McLimans, Blake	1-2	0-1	0-0	0-2-2	0	2	0	0	0	0	0	5
23 Smotrycz, Evan	3-11	2-7	0-0	2-2-4	2	8	0	1	1	1	16	
32 Lucious, Korie	0-1	0-1	0-0	0-0-0	0	0	0	0	0	0	0	1
45 Christian, Colton	0-0	0-0	0-0	0-0-0	0	0	0	0	0	0	0	3
TEAM	1-0-1		1-0-1		17		75		20		11	
Totals	33-64		9-26		0-1		12-24-36		17		75	

TOTAL FG%	1st Half: 15-36 41.7%	2nd Half: 18-28 64.3%	Game: 51.6%
3-Pt. FG%	1st Half: 3-15 20.0%	2nd Half: 6-11 54.5%	Game: 34.6%
F-Throw %	1st Half: 0-1 0.0%	2nd Half: 0-0 0.0%	Game: 0.0%

Officials: Ed Corbett, Gary H. Maxwell, Paul Faia
Technical: None
Attendance: 16,829

Score by Periods	1st	2nd	Total
Tennessee	29	16	45
Michigan	33	42	75

2014 Midwest Region — First Round (First Four)

#11	Iowa (20-13)	65
#11	Tennessee (22-12)	OT 78
<i>March 19, 2014 • UD Arena • Dayton, Ohio</i>		

Tennessee advanced to the NCAA Tournament Second Round with a thrilling 78-65 comeback overtime victory over Iowa in the First Four at UD Arena.

Josh Richardson was tremendous after a slow start as he was 0-of-5 in the first half. The junior finished with 17 points -- all after halftime. Jordan McRae led the team with a team-high 20 points.

Jarnell Stokes posted his 20th double-double of the season with 18 points and 13 rebounds.

The Hawkeys were led by a pair of reserves that entered the game averaging a combined 9.6 points. Iowa's leading scorer Roy Devyn Marble (17.3 ppg) was limited to just seven points on 3-of-15 shooting from the floor.

After Marble sent the game to overtime, the Vols took over.

Stokes opened the scoring with a 3-point play to put Tennessee up 67-64. McRae's bucket put the Vols up by five with 3:55 left.

Tennessee took its first lead of the game on a 3-pointer by Antonio Barton with 3:07 left in the game. That put the Vols up 59-57. Iowa quickly answered as Marble converted a 3-point play nine seconds later. That put Iowa up 60-59.

Stokes gave the Vols back the lead at 61-60 on two free throws with 2:40 left in the game. Iowa came right back as Adam Woodbury laid one home with 2:24 on the clock.

Maymon powered up and scored with 54 seconds left to put Tennessee up 63-62. He was fouled and missed the free throw, but the rebound went off Iowa and the Vols retained possession.

Stokes was fouled with 25.5 left in the game and proceeded to make the first of two free throws.

Marble sent the game to overtime with a jumper in the paint with 17.5 on the clock. That tied the game at 64 all.

Down by as many as 12 in the first half and three at the half, the Vols saw Richardson tie the game at 37 on a 3-pointer with 14:37 left.

Iowa broke out of the gates scoring the game's first eight points as Tennessee missed its first seven shots from the floor. The Vols finally got on the scoreboard with 6:02 elapsed in the game on an Armani Moore runner.

VISITORS: Iowa 20-13

	FG	3PT	FT	REBS	PF	TP	A	T	Bl	St	Min
01 Basabe, Melsahn	f	0-2	0-0	0-0	1-3	4	0	0	1	0	9
30 White, Aaron	f	1-5	0-1	5-6	0-7	3	2	1	1	0	36
34 Woodbury, Adam	c	8-11	0-0	0-0	4-4	8	16	1	1	0	30
04 Marble, Roy Devyn	g	3-15	0-6	1-1	0-1	2	7	5	0	0	36
10 Gesell, Mike	g	0-4	0-1	0-0	0-1	4	0	4	0	0	19
00 Olaseni, Gabriel	1-1	0-0	1-2	0-0	0-3	3	3	0	0	0	16
02 Olesby, Josh	2-5	1-3	0-0	0-0	2	5	1	1	0	0	17
03 Jok, Peter	4-5	2-3	0-0	0-0	0	10	0	0	0	0	16
05 Clemmons, Anthony	1-1	0-0	0-0	0-1	1	2	0	1	0	0	4
15 McCabe, Zach	2-5	1-2	4-4	1-5	5	9	1	0	0	0	22
20 Uthoff, Jarrod	2-4	0-0	2-2	1-0	1	6	0	1	0	0	20
TEAM				0-1							
Totals	24-58	4-16	13-15	7-23	30	65	14	6	2	2	225

HOME TEAM: Tennessee 22-12

	FG	3PT	FT	REBS	PF	TP	A	T	Bl	St	Min	
05 Stokes, Jarnell	f	5-7	0-0	8-11	4-9	13	2	18	0	0	0	39
34 Maymon, Jeronne	f	3-4	0-0	3-4	1-6	2	9	2	2	0	0	41
01 Richardson, Josh	g	6-13	1-5	4-4	3-5	3	17	2	2	0	1	32
02 Barton, Antonio	g	2-8	2-6	4-4	0-1	2	10	2	0	0	0	32
52 McRae, Jordan	g	6-15	2-6	6-7	1-3	4	20	3	3	1	0	42
04 Moore, Armani	2-3	0-1	0-0	0-2	0	4	3	0	0	0	14	
10 Ndiaye, Rawane	0-0	0-0	0-0	0-0	0	0	0	0	0	0	1	
15 Thompson, Darius	0-2	0-1	0-0	0-0	2	0	0	0	0	0	12	
21 Davis, A.J.	0-0	0-0	0-0	0-1	0	0	0	0	0	0	1	
23 Reese, Derek	0-2	0-2	0-0	0-0	3	0	1	0	0	0	9	
24 Lopez, Brandon	0-0	0-0	0-0	0-0	0	0	0	0	0	0	1	
25 Campbell, Galen	0-0	0-0	0-0	0-0	0	0	0	0	0	0	1	
TEAM				1-0								
Totals	24-54	5-21	25-30	10-27	37	14	78	13	8	1	225	

TOTAL FG%	1st Half: 10-26 38.5%	2nd Half: 12-24 50.0%	Game: 44.4%
3-Pt. FG%	1st Half: 1-10 10.0%	2nd Half: 4-10 40.0%	Game: 23.8%
F Throw %	1st Half: 5-6 83.3%	2nd Half: 10-13 76.9%	Game: 83.3%

Officials: Verne Harris, Michael Reed, Sean Casady (alternate: Mike Sanzere)
 Technicals: Iowa-None. Tennessee-Stokes, Jarnell.
 Attendance: 11,534

Score by Periods	1st	2nd	OT	Total
Iowa	29	35	1	65
Tennessee	26	38	14	78

2014 Midwest Region — Second Round

#11	Tennessee (23-12)	86
#6	Massachusetts (24-9)	67
<i>March 21, 2014 • PNC Arena • Raleigh, N.C.</i>		

Tennessee won its second NCAA Tournament game in less than 48 hours as the Vols dominated UMass, 86-67, in the NCAA Tournament Second Round.

UMass was making its first NCAA appearance in 16 years.

Jarnell Stokes (career-high 26 points and 14 rebounds) and Jeronne Maymon (11 points and 11 rebounds) each posted double-doubles in the game. For Stokes, it was his 21st double-double of the year, one shy of Bernard King's school record of 22 in 1976-77.

With two double-doubles, the Vols had multiple double-doubles in an NCAA Tournament game for the second time in history. The only other came in 1977 when Ernie Grunfeld (26 points, 12 rebounds), Bernard King (23 points, 12 rebounds) and Reggie Johnson (17 points, 10 rebounds) achieved the feat in an overtime loss to Syracuse.

Stokes' 14 rebounds tied the Tennessee NCAA Tournament record for rebounds in a game. The record of 14 was previously reached by Isaiah Victor (1999) and set by Reggie Johnson (1980).

Senior Jordan McRae finished with 21 points. Josh Richardson tallied 15 points.

UMass was led by senior Chaz Williams, who scored 12 and handed out five assists. Maxie Esho had 12 points and Derrick Gordon scored 10.

Tennessee shot 53.6 percent in the game, including 58.3 in the first half while the Vols' defense forced UMass into 42.4 percent shooting for the game.

After UMass scored the game's opening basket, Tennessee scored the next eight and the Vols led for the entire afternoon.

The Vols went up by as many as 23 points on a pair of Stokes' free throws with 8:36 left, making it 67-44.

The Vols dominated throughout the first half, taking a 41-22 lead at halftime behind 14 points from McRae. Tennessee held UMass to a season low in points for any half (22), as the Minutemen had 10 turnovers and shot just 33.3 percent from the floor.

VISITORS: Tennessee 23-12

	FG	3PT	FT	REBS	PF	TP	A	T	Bl	St	Min	
01 Richardson, Josh	g	5-7	0-2	5-7	1-2	3	15	5	1	2	30	
02 Barton, Antonio	g	0-7	0-5	0-0	0-1	1	0	2	0	0	24	
05 Stokes, Jarnell	f	7-11	0-0	12-13	4-10	14	3	26	2	5	0	33
34 Maymon, Jeronne	f	5-7	0-0	1-3	2-9	11	2	11	1	1	0	25
52 McRae, Jordan	g	9-16	2-6	1-1	0-1	0	21	2	3	1	31	
04 Moore, Armani	2-3	0-0	0-1	1-1	0	2	4	1	0	0	18	
10 Ndiaye, Rawane	0-1	0-0	0-0	1-2	1	0	0	1	0	0	6	
15 Thompson, Darius	1-3	0-1	0-1	0-1	0	3	3	0	0	2	19	
21 Davis, A.J.	0-0	0-0	0-0	0-0	0	0	0	0	0	0	2	
23 Reese, Derek	0-0	0-0	3-4	0-1	2	3	0	0	0	0	8	
24 Lopez, Brandon	0-0	0-0	0-0	0-1	0	0	0	0	0	0	2	
25 Campbell, Galen	1-1	0-0	1-1	0-0	1	3	0	0	0	0	2	
TEAM				1-0								
Totals	30-56	2-14	24-31	10-27	37	13	86	16	12	3	200	

TOTAL FG%	1st Half: 17-33 51.5%	2nd Half: 13-23 56.5%	Game: 53.6%
3-Pt. FG%	1st Half: 2-9 22.2%	2nd Half: 0-5 0.0%	Game: 14.3%
F Throw %	1st Half: 5-8 62.5%	2nd Half: 19-23 82.6%	Game: 77.4%

HOME TEAM: UMass 24-9

	FG	3PT	FT	REBS	PF	TP	A	T	Bl	St	Min	
01 Esho, Maxie	f	5-5	0-0	2-3	5-16	4	12	1	0	0	0	26
02 Gordon, Derrick	g	4-9	0-0	2-2	0-3	3	10	1	2	0	0	21
03 Williams, Chaz	g	6-11	0-1	0-0	1-0	1	3	12	5	0	2	38
22 Carter, Sampson	f	2-4	2-2	0-0	1-2	1	6	1	2	0	0	30
25 Lalanne, Cady	f	4-10	0-1	0-0	1-6	7	8	0	1	1	0	30
00 Dyson, Demetrius	0-3	0-2	2-3	0-1	1	2	1	0	0	0	2	
05 Santee, Clyde	0-0	0-0	0-0	0-0	1	0	0	0	0	0	0	
11 Bergantino, Tyler	2-2	0-0	0-1	0-0	1	4	0	0	0	0	3	
12 Davis, Trey	3-7	1-3	2-2	0-1	1	3	2	0	2	0	34	
24 Berger, Seth	1-1	0-0	0-0	0-0	1	2	0	0	0	0	14	
34 Putney, Raphaelael	1-4	0-2	0-0	1-2	2	2	1	1	0	1	2	
TEAM				5-4								
Totals	28-66	3-11	8-11	14-19	33	21	67	12	13	1	8	200

TOTAL FG%	1st Half: 10-30 33.3%	2nd Half: 18-36 50.0%	Game: 42.4%
3-Pt. FG%	1st Half: 0-3 0.0%	2nd Half: 3-8 37.5%	Game: 27.3%
F Throw %	1st Half: 2-2 100%	2nd Half: 6-9 66.7%	Game: 72.7%

Officials: Michael Roberts, Lamar Simpson, Duke Edsall (alternate: Verne Harris)
 Technicals: UMass-None. Tennessee-None.
 Attendance: 16,988

Score by Periods	1st	2nd	Total
Tennessee	41	45	86
UMass	22	45	67



ALL-TIME NCAA GAME RECAPS

2014 Midwest Region — Third Round

#11	Tennessee (24-12)	83
#14	Mercer (27-9)	63
<i>March 23, 2014 • PNC Arena • Raleigh, N.C.</i>		

The Tennessee Volunteers advanced to the Sweet Sixteen for the fourth time in eight years. The 11th-seeded Vols topped 14-seed Mercer, 83-63, Sunday night at PNC Arena to reach to the Sweet Sixteen for the seventh time in school history.

Tennessee previously played in the Sweet Sixteen in 1967, 1981, 2000, 2007, 2008 and 2010.

Junior Jarnell Stokes posted his Tennessee-record-tying 22nd double-double this season with 17 points and 18 rebounds. Stokes' equalled the mark set by Basketball Hall of Famer Bernard King in 1976-77. Stokes also set the Vols' NCAA Tournament for rebounds in a game with 18. He had tied the record in the second-round win over UMass with 14.

Stokes almost had as many rebounds (18) as the entire Mercer team (19), as the Bears were out-rebounded as a team, 41-19. The Vols dominated the offensive glass, 18-7.

Vols junior Josh Richardson tallied a career-high 26 points, 16 of which came in the first half.

UT senior Antonio Barton netted 18 points as he made 4-of-9 from 3-point range. Senior Jordan McRae added 14 points.

Mercer was led by Langston Hall, who scored 15 points.

Mercer scored its first points 3:09 into the game on an Ike Nwamu 3-pointer. The Bears tied the game at 8 and 10, but Tennessee regained the lead seconds later on a pair of Barton free throws and a baseline jam from McRae.

Stokes' tip-in with 5:06 left in the half gave the Vols their first double-figure lead at 31-20.

Tennessee took firm control of the game as the Vols made seven of eight shot attempts to grab a 13-point lead on Stokes' layup with three minutes left in the half, 38-25.

The Vols finished the half with a defensive stance that forced the Bears into their second shot-clock violation.

The Vols led 42-27 at intermission thanks to 16 first-half points from Richardson and a dominating performance on the glass, 24-4.

In the second half Tennessee continued to maintain a lead of at least 11 points. Barton nailed three 3-pointers in the half as Mercer was unable to close the gap.

VISITORS: Mercer 27-9

	FG	3PT	FT	REBS	PF	TP	A	TO	Bl	St	Min	
05 Thomas, Bud	f	2-4	2-4	0-0	0-1-1	2	6	2	0	0	0	21
20 Gollon, Jakob	f	2-5	1-1	2-2	1-1-2	5	7	1	2	1	28	
52 Coursey, Daniel	f	5-11	0-0	0-0	1-2-3	1	10	1	1	3	29	
15 White, Anthony Jr.	g	5-8	1-3	0-0	0-1-1	1	11	0	0	0	30	
21 Hall, Langston	g	6-14	3-9	0-1	0-1-1	1	15	6	1	0	37	
01 Leonard, Phillip	g	0-0	0-0	0-0	0-0-0	2	0	0	0	0	1	
03 Canevani, Kevin	g	0-0	0-0	0-0	1-0-1	1	0	0	0	0	3	
10 Nwamu, Ike	g	3-6	1-3	5-6	1-3-4	4	12	0	0	0	25	
14 Hallisey, TJ	g	0-1	0-0	0-0	0-1-1	2	0	1	0	1	8	
22 Moten, Darius	g	0-3	0-2	0-0	2-0-2	2	0	0	0	0	13	
34 Bryan, Jibri	g	1-1	0-0	0-0	0-1-1	0	2	0	0	0	5	
TEAM					1-1-2		2					
Totals		24-53	8-22	7-9	7-12-19	21	63	11	6	4	3	200

TOTAL FG%	1st Half: 11-24 45.8%	2nd Half: 13-29 44.8%	Game: 45.3%
3-Pt. FG%	1st Half: 5-9 55.6%	2nd Half: 3-13 23.1%	Game: 36.4%
F Throw %	1st Half: 0-0 0.0%	2nd Half: 7-9 77.8%	Game: 77.8%

HOME TEAM: Tennessee 24-12

	FG	3PT	FT	REBS	PF	TP	A	TO	Bl	St	Min	
05 Stokes, Jarnell	f	6-14	0-0	5-5	8-10-18	1	17	5	2	0	38	
34 Maymon, Jeronne	f	1-2	0-0	4-4	2-6-8	3	6	3	1	0	34	
01 Richardson, Josh	g	9-13	2-6	6-9	0-1-1	2	26	3	3	0	37	
02 Barton, Antonio	g	6-12	4-9	2-2	2-2-4	1	18	1	0	2	33	
52 McRae, Jordan	g	4-12	0-6	6-6	2-1-3	4	14	1	1	0	31	
04 Moore, Armani	g	0-1	0-1	0-0	0-0-0	2	0	0	0	0	11	
10 Ndiaye, Rawane	g	1-1	0-0	0-0	0-0-0	0	2	0	0	0	1	
15 Thompson, Darius	g	0-0	0-0	0-0	2-1-3	0	0	1	0	0	7	
21 Davis, A.J.	g	0-0	0-0	0-0	0-1-1	0	0	1	0	0	1	
23 Reese, Derek	g	0-0	0-0	0-0	0-1-1	1	0	0	0	0	7	
TEAM					2-0-2							
Totals		27-55	6-22	23-26	18-23-41	14	83	15	7	0	2	200

TOTAL FG%	1st Half: 15-30 50.0%	2nd Half: 12-25 48.0%	Game: 49.1%
3-Pt. FG%	1st Half: 3-11 27.3%	2nd Half: 3-11 27.3%	Game: 27.3%
F Throw %	1st Half: 9-10 90.0%	2nd Half: 14-16 87.5%	Game: 88.5%

Officials: John Higgins, Verne Harris, Dwayne Gladden (alternate: Eric Curry)

Technical: Mercer-None. Tennessee-None.

Attendance: 18,712

Score by Periods	1st	2nd	Total
Mercer	27	36	63
Tennessee	42	41	83

2014 Midwest Region — Semifinal

#11	Tennessee (24-13)	71
#2	Michigan (28-8)	73
<i>March 28, 2014 • Lucas Oil Stadium • Indianapolis, Ind.</i>		

After a magical run of three consecutive NCAA Tournament victories, Tennessee saw its season end in the Sweet Sixteen at Lucas Oil Stadium in Indianapolis, Ind. The 11th-seeded Vols suffered a 73-71 defeat at the hands of No. 2-seeded Michigan before the largest crowd to ever watch a Tennessee basketball game (41,072).

The Vols won three NCAA Tournament games for just the second time in history and reached the Sweet Sixteen for the seventh time.

Michigan advanced by virtue of red-hot shooting. The Wolverines shot .550 from the floor in the game, including .615 in the first half as they built an 11-point halftime lead.

Tennessee senior Jordan McRae scored a game-high 24 points in his final college game. Junior Josh Richardson, who had been torrid throughout the postseason, added 19 points. Junior forward Jarnell Stokes finished with 11 points and six rebounds.

The Wolverines were led by senior forward Jordan Morgan, who scored 15. He was joined by three other Michigan players in double-figures: Nik Stauskas (14), Glenn Robinson III (13) and Caris LeVert (10).

Down by as many as 13 in the first half, the Vols fell behind by 15 midway through the second half before battling to within one point with 10.8 seconds left in regulation.

Tennessee used an 8-0 run to get within seven at 60-53 on a Jeronne Maymon layup with 7:53 left in the game.

A Stauskas 3-pointer with 3:37 left in the game regained a double-figure lead for the Wolverines. After Stokes and McRae scored to cut the margin to six again, Morgan dunked one home for an eight-point Michigan lead, 72-64 with 2:22 left.

McRae's 3-point play brought the Vols within five, 72-67—the closest the Vols were since trailing 27-22 with 6:43 left in the first half.

The Vols forced a shot-clock violation after McRae blocked Robinson with 42 seconds left in the game.

Tennessee cut the game to a one possession contest in the final seconds. Richardson's runner made it 72-69 with 24.6 left.

McRae's layup with 10.8 seconds left off a Michigan turnover, made it one point, 72-71.

A controversial offensive foul call was whistled on Stokes with six seconds left as the Vols had a chance to take the lead. Stauskas then made one of two free throws in the final seconds for the final of 73-71.

NOTES: Michigan lost to No. 8-seeded Kentucky 75-72 in the Elite Eight.

VISITORS: Tennessee 24-13

	FG	3PT	FT	REBS	PF	TP	A	TO	Bl	St	Min
05 Stokes, Jarnell	f	5-9	0-0	1-2	2-4-6	2	11	1	2	0	34
34 Maymon, Jeronne	f	1-4	0-0	0-0	1-2-3	4	2	1	0	0	17
01 Richardson, Josh	g	9-14	1-2	0-0	1-1-2	2	19	2	0	2	37
02 Barton, Antonio	g	1-2	1-2	0-0	0-0-0	1	3	1	2	0	14
52 McRae, Jordan	g	9-18	5-11	6-11	2-4-6	0	24	2	0	4	38
04 Moore, Armani	g	3-5	0-1	0-0	3-3-6	4	6	2	1	0	20
15 Thompson, Darius	g	1-4	0-0	1-1	0-2-2	0	3	2	0	1	26
23 Reese, Derek	g	1-1	1-1	0-0	1-1-2	0	3	0	0	2	14
TEAM					1-0-1						
Totals		30-57	3-11	8-14	11-17-28	13	71	11	7	8	200

TOTAL FG%	1st Half: 14-28 50.0%	2nd Half: 16-29 55.2%	Game: 52.6%
3-Pt. FG%	1st Half: 3-8 37.5%	2nd Half: 0-3 0.0%	Game: 27.3%
F Throw %	1st Half: 3-5 60.0%	2nd Half: 5-9 55.6%	Game: 57.1%

HOME TEAM: Michigan 28-8

	FG	3PT	FT	REBS	PF	TP	A	TO	Bl	St	Min	
01 Robinson III, Glenn	f	5-8	1-1	2-2	2-3-5	0	13	2	0	1	39	
52 Morgan, Jordan	f	7-9	0-0	1-1	16-7	3	15	0	1	1	32	
10 Walton Jr, Derrick	g	2-2	2-2	3-3	0-6-6	3	9	4	3	0	30	
11 Stauskas, Nik	g	5-12	3-8	1-2	0-0-0	1	14	2	1	0	37	
23 LeVert, Caris	g	4-10	2-5	0-0	0-1-1	1	10	5	5	0	33	
02 Albrecht, Spike	g	1-2	0-1	0-0	0-0-0	2	2	1	0	0	10	
15 Horford, Jon	g	0-1	0-0	1-2	1-3-4	2	1	0	0	0	8	
21 Irvin, Zak	g	3-5	3-3	0-0	0-0-0	1	9	0	0	0	11	
TEAM					2-1-3		1					
Totals		27-49	11-20	8-10	6-20-26	13	73	14	13	1	5	200

TOTAL FG%	1st Half: 16-26 61.5%	2nd Half: 11-23 47.8%	Game: 55.1%
3-Pt. FG%	1st Half: 7-9 77.8%	2nd Half: 4-11 36.4%	Game: 55.0%
F Throw %	1st Half: 6-6 100%	2nd Half: 2-4 50.0%	Game: 80.0%

Officials: David Hall, Mark Whitehead, Michael Irving (alternate: Sean Hull)

Technical: Michigan-None. Tennessee-None.

Attendance: 41,072

Score by Periods	1st	2nd	Total
Tennessee	34	37	71
Michigan	45	28	73

2018 South Region — First Round

#14	Wright State (25-9)	47
#3	Tennessee (25-8)	73

March 15, 2018 • American Airlines Center • Dallas, Texas

A trio of double-digit scorers fueled No. 3-seeded Tennessee to a dominant 73-47 win over #13 seed Wright State Thursday at American Airlines Center in the first round of the NCAA Tournament.

All-SEC wing Admiral Schofield posted his second double-double in as many games Thursday, with 15 points and 12 rebounds to go along with a pair of blocks in 32 minutes of action. Vols sophomore Lamonté Turner led all players with 19 points and a career-high nine assists off the bench.

SEC Player of the Year Grant Williams just missed out on a double-double, recording 14 points on 6-of-10 shooting and hauling down nine boards. The Vols (26-8) held a 44-32 edge on the glass over WSU. Tennessee was also very active on the defensive end of the court, finishing with six blocks and six steals to hold the Raiders (25-10) to a season-low for scoring.

"I was really impressed with our team," Tennessee head coach Rick Barnes said. "Overall we've got a group of guys that have embraced that talent of working hard, and they've—we've tried to create our own standard, our own identity in terms of how hard we think we can play on defense and on offense when we stay together and execute."

Tennessee opened the second half on a 14-4 run to extend its lead to 21 points with less than 15 minutes to go in the game. After the Raiders pulled to within 15, UT went on a 9-0 run and never looked back, coasting to a 26-point victory.

After missing their first six attempts to open the game, the shots finally started falling for the Vols after being held scoreless for the first three minutes. Tennessee then knocked down five consecutive baskets to jump out to an 11-6 lead early on.

The Big Orange got hot after its slow start, using a 14-2 run to take a 21-8 lead at the 8:23 mark. UT ended the half shooting 42 percent from the field compared to Wright State's 32 percent shooting.

Schofield led the charge in the opening frame for the Vols, posting 10 points and six rebounds to lead all players. Tennessee took a 34-23 advantage into halftime.

"The biggest thing is we came out and did what we said we were going to do, try to run them out of their offense," Schofield said.

VISITORS: Wright State 25-10

	FG	3PT	FT	REBS	PF	TP	A	TO	Bl	St	Min
22 Ernsthansen, Parker	f	1-2	2-2	1-1	2	3	7	0	1	0	25
11 Love, Loudon	c	5-8	0-0	2-4	3-6	9	12	1	3	0	26
3 Hughes, Mark	g	1-7	0-5	0-0	0-2	1	2	4	1	1	30
13 Benzinger, Grant	g	2-16	1-9	0-0	2-5	2	5	0	1	1	36
31 Gentry, Cole	g	3-7	2-3	0-0	0-4	2	8	0	1	0	29
0 Hall, Jaylon	1-6	0-2	0-0	0-2	2	3	2	0	0	0	26
2 Winchester, Everett	5-8	0-0	1-3	2-1	3	4	11	1	1	0	21
4 Vies, Alan	0-1	0-0	0-0	0-0	0	0	0	0	0	0	1
4 Giles, Adam	0-0	0-0	0-0	0-0	0	0	0	0	0	0	2
12 Wilburn, Tye	0-1	0-0	0-0	0-0	0	0	0	0	1	0	2
21 Stacey, Trey	0-0	0-0	0-0	0-0	0	0	0	0	0	0	2
TEAM				3-0	3		1				
Totals	19-60	4-21	5-9	11-21	32	17	47	9	13	2	500

TOTAL FG%	1st Half: 10-31 32.3%	2nd Half: 9-29 31.0%	Game: 31.7%
3-Pt. FG%	1st Half: 1-10 10.0%	2nd Half: 3-11 27.3%	Game: 19.0%
F Throw %	1st Half: 2-2 100%	2nd Half: 3-7 42.9%	Game: 55.6%

HOME TEAM: Tennessee 26-8

	FG	3PT	FT	REBS	PF	TP	A	TO	Bl	St	Min
2 Williams, Grant	f	6-10	0-0	2-2	4-5	9	14	0	3	0	29
11 Alexander, Kyle	f	3-4	0-0	1-1	3-1	2	6	0	1	2	17
0 Bone, Jordan	g	2-8	0-1	0-0	0-1	1	4	0	1	0	19
5 Schofield, Admiral	g	6-15	2-7	1-1	2-10	12	15	1	1	2	32
23 Bowden, Jordan	g	2-4	1-2	0-0	1-6	1	5	2	1	0	29
1 Turner, Lamonté	4-11	2-5	9-10	0-0	2	19	9	0	0	0	33
3 Daniel III, James	0-3	0-3	2-2	0-1	1	2	0	1	0	0	15
10 Fulkerson, John	1-2	0-0	0-0	3-4	3	2	1	2	1	0	15
3 Johnson, Jalen	1-1	0-0	0-0	0-1	0	2	0	0	0	1	2
15 Walker, Derrick	1-1	0-0	0-0	0-0	0	2	0	0	0	0	2
32 Darrington, Chris	0-0	0-0	0-0	0-0	0	0	0	0	1	0	1
35 Pons, Yves	1-1	0-0	0-0	0-1	1	2	0	1	0	0	6
TEAM				0-1							
Totals	27-60	5-18	14-16	13-31	44	17	73	13	12	6	200

TOTAL FG%	1st Half: 14-33 42.4%	2nd Half: 13-27 48.1%	Game: 45.0%
3-Pt. FG%	1st Half: 2-8 25.0%	2nd Half: 3-10 30.0%	Game: 27.8%
F Throw %	1st Half: 4-6 66.7%	2nd Half: 10-10 100%	Game: 87.5%

Officials: Bo Boroski, Don Dailly, Steve McJunkins
 Technicals: Wright State-None, Tennessee-None
 Attendance: 15,802

Score by Periods	1st	2nd	Total
Wright State	23	24	47
Tennessee	34	39	73

2018 South Region — Second Round

#11	Loyola-Chicago (29-5)	63
#3	Tennessee (26-8)	62

March 17, 2018 • American Airlines Center • Dallas, Texas

No. 3 seed Tennessee's season came to an end on Saturday night, as the Vols suffered a heartbreaking loss to 11th-seeded Loyola-Chicago, 63-62, in the second round of the NCAA Tournament.

The Vols (26-9) made one last push at the end of the game, using an 8-0 run to take a 62-61 lead with 20 seconds remaining in the game, capped off by a three-point play from SEC Player of the Year Grant Williams.

But Loyola's Clayton Custer knocked down a 10-foot jumper with 3.6 seconds left on the clock to regain the lead. With no timeouts remaining, UT point guard Jordan Bone caught the ball near midcourt, sprinted to the 3-point arc and launched a contested three in heavy traffic that bounced off the rim as time expired.

The Big Orange had four players score in double-digits, as All-SEC wing Admiral Schofield led the way with 14 points on 5-of-10 shooting. Williams finished with 14 points, while Bone chipped in 13 and SEC Co-Sixth Man of the Year Lamonté Turner finished with 10.

"Congratulations to Loyola," Tennessee head coach Rick Barnes said. "They've got a really nice basketball team. But I am proud of our guys. They kept fighting today, found a way to stay in it, and put themselves in a position to have a chance to win it. That was obviously a tough way to lose it, but again, congratulations to Loyola. And we've got a lot to build on going forward."

Tennessee was hot out of the gates, opening the game on a 15-6 run that was capped off by a steal from Schofield, who took it the length of the court for a dunk. He had 11 of the points during the early run that concluded at the 15:37 mark as the Ramblers were forced to call a timeout.

Loyola-Chicago responded with a 23-10 swing after that timeout to take a 29-25 lead into halftime. UT struggled to connect on the offensive end of the floor during the opening 20 minutes, hitting only four of its final 18 shots in the half.

Schofield was forced to sit out a significant portion of the first half after picking up two fouls early in the frame and was unable to be a factor during Loyola's run.

Tennessee was unable to consistently stop the Ramblers (30-5) on the offensive end of the floor, as LUC shot 50 percent (22-of-44) from the field in the game.

NOTES: Loyola-Chicago lost to No. 3-seeded Michigan 69-57 in the Final Four.

VISITORS: Loyola-Chicago 30-5

	FG	3PT	FT	REBS	PF	TP	A	TO	Bl	St	Min
0 Ingram, Donte	f	2-8	2-6	0-2	0-3	1	6	2	1	0	25
25 Krutwig, Cameron	c	3-7	0-0	1-2	0-2	2	7	4	2	1	25
5 Townes, Marques	g	3-6	0-2	2-2	1-5	1	8	3	1	0	31
13 Custer, Clayton	g	4-5	2-2	0-0	0-2	1	10	3	2	0	33
14 Richardson, Ben	g	2-6	1-5	1-2	0-2	2	6	3	0	0	33
1 Williamson, Lucas	2-4	2-3	1-2	2-2	0	7	1	0	0	0	24
4 Skokna, Bruno	1-1	1-1	0-0	0-0	0	2	3	0	0	0	7
24 Jackson, Aundre	5-7	0-1	6-6	1-3	4	16	1	0	0	1	22
TEAM				1							
Totals	22-44	8-20	11-16	5-22	27	13	63	17	10	1	200

HOME TEAM: Tennessee 26-9

	FG	3PT	FT	REBS	PF	TP	A	TO	Bl	St	Min	
2 Williams, Grant	f	5-9	0-0	2-4	2-1	3	12	4	1	2	0	34
10 Fulkerson, John	f	0-0	0-0	0-0	0-2	1	0	0	2	0	7	
0 Bone, Jordan	g	6-11	1-3	0-0	0-1	1	2	13	5	0	21	
5 Schofield, Admiral	g	5-10	4-8	0-0	0-3	4	14	0	2	0	36	
23 Bowden, Jordan	g	3-7	1-3	1-2	0-4	2	8	3	0	3	33	
1 Turner, Lamonté	4-11	2-7	0-0	1-3	4	10	0	0	1	32		
3 Daniel III, James	1-4	1-4	0-0	1-2	1	3	2	0	0	1	13	
15 Walker, Derrick	1-2	0-0	0-0	1-2	1	2	1	0	0	0	18	
35 Pons, Yves	0-1	0-0	0-0	1-2	0	0	0	0	1	0	6	
TEAM				1-1								
Totals	25-55	9-25	3-6	6-18	24	17	62	15	7	2	800	

TOTAL FG%	1st Half: 10-26 38.5%	2nd Half: 15-29 51.7%	Game: 45.5%
3-Pt. FG%	1st Half: 4-13 30.8%	2nd Half: 5-12 41.7%	Game: 36.0%
F Throw %	1st Half: 1-3 33.3%	2nd Half: 2-3 66.7%	Game: 50.0%

Officials: Mike Reed, Don Dailly, Larry Sciroto
 Technicals: Loyola Chicago-None, Tennessee-None
 Attendance: 18,642

Score by Periods	1st	2nd	Total
Loyola-Chicago	29	34	63
Tennessee	25	37	62

ALL-TIME NCAA GAME RECAPS

2019 South Region — First Round

#15	Colgate (24-10)	70
#2	Tennessee (29-5)	77
<i>March 22, 2019 • Nationwide Arena • Columbus, Ohio</i>		

No. 2 seed Tennessee outlasted a second-half rally by 15th-seeded Colgate at Nationwide Arena to advance past the first round in the South Region of the NCAA Tournament.

After the Raiders (24-11) stormed back from a 12-point deficit at halftime, the Vols (30-5) stepped up in the final minutes to put the game away. Tennessee hit four of its final five shots, all of which came from beyond the arc. The last three makes came off the right hand of All-SEC wing Admiral Schofield. The final dagger dropped through the nets with 45 seconds left to make it 73-64.

Schofield finished with a team-high 19 points, including 11 points in the second half to fuel Tennessee's offense. Point guard Jordan Bone added 16 points, five rebounds and three assists. Jordan Bowden chipped in 14 points and two steals off the bench, while Lamonté Turner added 13 points, six assists and three steals.

The Vols found success in the paint, outscoring the Raiders, 38-20, and recording five blocks. UT also had seven steals and forced 13 turnovers that led to 16 points.

Jordan Burns went off for Colgate, dropping 32 points, including eight of the Raiders' 15 total 3-pointers. He scored 20 points in the second half to keep CU in the game.

Colgate rallied back after halftime, using a 19-6 run to take its first lead of the game at the 12:09 mark. During that stretch, the Raiders caught fire from beyond the arc, knocking down five 3-pointers. On the other end of the floor, Tennessee began the half by shooting just 2-of-12 from the field.

The Big Orange responded with a 6-0 run of its own to regain the lead and never looked back, preventing any chance of the Raiders rallying to pull the upset.

Tennessee opened the game on a 9-0 run to take the early lead. The Raiders, who knocked down six 3-pointers in the frame, fought back to make it a one-possession game, but the Vols rattled off a 16-2 run to take a double-digit lead into halftime, 42-30.

Turner was active on both ends of the floor in the first half, dropping 10 points behind two 3-pointers and recording three steals on the defensive end of the floor. Bowden also chipped in 10 points on a pair of threes.

VISITORS: Colgate 24-11

	FG	3PT	FT	REBS	PF	TP	A	TO	Bl	St	Min
10 Will Rayman	f	4-11	2-6	0-0	0-5-5	4	10	0	2	0	28
25 Rapolas Ivanauskas	f	0-4	0-0	0-0	0-3-3	1	0	1	2	0	16
12 Dana Batt	c	4-8	0-0	0-0	1-1-2	0	8	0	0	0	27
1 Jordan Burns	g	12-20	8-13	0-0	0-0-0	0	32	4	6	0	36
15 Tucker Richardson	g	2-4	2-2	4-4	1-2-3	4	10	4	2	0	35
2 Zach Light	0-0	0-0	0-0	0-0-0	0	0	0	0	0	0	+
05 Malcolm Regisford	0-1	0-0	0-0	0-2-2	0	0	1	1	1	0	13
13 Jack Ferguson	2-7	2-7	1-2	1-6-7	4	7	0	0	0	2	27
30 Francisco Amiel	1-1	1-1	0-0	0-3-3	2	3	0	0	0	0	18
TEAM				5-16							
Totals		25-56	15-29	5-6	8-23-31	15	70	10	13	1	3 200

TOTAL FG%	1st Half: 11-29 37.9%	2nd Half: 14-27 51.9%	Game: 44.6%
3-Pt. FG%	1st Half: 6-12 50.0%	2nd Half: 9-17 52.9%	Game: 51.7%
F Throw %	1st Half: 2-2 100%	2nd Half: 3-4 75.0%	Game: 83.3%

HOME TEAM: Tennessee 30-5

	FG	3PT	FT	REBS	PF	TP	A	TO	Bl	St	Min
2 Williams, Grant	f	4-6	0-0	1-2	2-5-7	3	9	3	2	1	33
11 Alexander, Kyle	f	1-4	0-0	0-0	2-4-6	3	2	0	0	1	20
0 Bone, Jordan	g	6-15	2-6	2-2	3-2-5	2	16	3	2	0	34
1 Turner, Lamonté	g	5-12	2-7	1-2	1-1-2	1	13	6	0	3	35
5 Schofield, Admiral	g	6-14	3-7	4-4	1-3-4	0	19	1	0	0	35
10 Fulkerson, John	2-3	0-0	0-1	2-2-4	2	4	0	1	1	1	13
13 Johnson, Jalen	0-0	0-0	0-0	0-0-0	1	0	0	0	0	0	1
23 Bowden, Jordan	6-10	2-6	0-0	1-3-4	0	14	0	2	1	2	25
35 Pons, Yves	0-0	0-0	0-0	0-0-0	0	0	1	1	1	0	4
TEAM				0-3-3							
Totals		30-64	9-26	8-11	12-23-35	12	77	13	8	5	7 200

TOTAL FG%	1st Half: 18-36 50.0%	2nd Half: 12-28 42.9%	Game: 46.9%
3-Pt. FG%	1st Half: 4-13 30.8%	2nd Half: 5-13 38.5%	Game: 34.6%
F Throw %	1st Half: 2-3 66.7%	2nd Half: 6-8 75.0%	Game: 72.7%

Officials: Matt Porter, Darron George, Terry Oglesby
Technical: Colgate-None. Tennessee-None.
Attendance: 19,641

Score by Periods	1st	2nd	Total
Colgate	30	40	70
Tennessee	42	35	77

2019 South Region — Second Round

#10	Iowa (23-11)	70
#2	Tennessee (30-5)	OT 77
<i>March 24, 2019 • Nationwide Arena • Columbus, Ohio</i>		

For the sixth time since 2000, the Tennessee Volunteers are headed to the Sweet Sixteen of the NCAA Tournament, following an 83-77 victory in overtime against Iowa at Nationwide Arena.

It's the first time since 2014 that Tennessee has reached the Sweet Sixteen, and head coach Rick Barnes is just the 12th head coach to lead a third Division I program to the Sweet Sixteen.

With 31 victories, Tennessee tied the program record for wins in a single season (2007-08). During the game, the Big Orange also broke the program record for assists in a single season (645), surpassing the previous mark of 637 during the 2007-08 campaign.

Admiral Schofield and Grant Williams led all scorers with 19 points each. Williams finished with seven rebounds, five assists, four steals and three blocks to fuel UT on both ends of the floor. His four steals matched the UT record for steals in an NCAA Tournament game.

Lamonté Turner totaled 15 points, six rebounds and three assists. However, the junior's presence was felt the most on the defensive end, where he helped the Vols slow down Iowa's 3-point shooting.

With the momentum in Iowa's favor, Tennessee found its rhythm again in overtime, scoring the first seven points to take a 78-71 lead. All-SEC point guard Jordan Bone finished with 14 points and beat the shot-clock buzzer with a key 3-pointer in overtime.

The Vols jumped out to an early 20-9 lead in the first six minutes, forcing Iowa to call a timeout. Schofield sparked the run by knocking down back-to-back threes to start the game.

Tennessee kept the pressure on the Hawkeyes the entire half, using an 18-3 run to make it a 40-17 game with six minutes left in the period. The Big Orange shot 51 percent from the floor and held a 24-8 advantage in the paint to take a commanding 49-28 lead into halftime. The 21-point lead was the largest halftime lead ever for the Vols in an NCAA Tournament game.

Iowa stormed back after halftime, outscoring Tennessee 30-12 during the first 13 minutes of the second half to make it a one-possession game. The Vols shot just 33 percent from the field in the second half and turned the ball over 10 times, which directly led to 17 points for the Hawkeyes.

Down two with 20 seconds left in regulation, Iowa's Joe Wieskamp drew a foul and knocked down both free throws to tie the game. Bone got an open look from three but just missed it, sending the game to overtime tied 71-71.

VISITORS: Iowa 23-12

	FG	3PT	FT	REBS	PF	TP	A	TO	Bl	St	Min
55 Luka Garza	f	4-8	0-1	5-6	3-1-4	4	13	0	1	2	0 32
25 Tyler Cook	c	4-12	0-0	3-6	0-2-2	4	11	2	3	0	37
3 Jordan Bohannon	g	5-11	3-7	5-5	0-6-6	4	18	1	0	1	42
4 Isaiah Moss	g	6-12	1-5	1-2	1-4-5	0	16	1	0	2	29
10 Joe Wieskamp	g	1-7	1-5	8-8	3-4-7	3	11	2	0	1	37
1 Maishe Dailey	0-1	0-1	0-0	0-0-0	0	0	0	0	0	0	4
15 Ryan Kriener	1-3	0-0	2-5	1-1-2	3	4	0	2	0	0	13
30 Connor McCaffery	0-0	0-0	0-0	0-0-0	0	0	2	0	0	1	13
51 Nicholas Baer	2-5	0-2	0-0	2-3-5	3	4	1	0	1	1	18
TEAM				3-0-3							
Totals		23-59	7-21	24-32	13-21-34	21	77	8	12	3	6 225

TOTAL FG%	1st Half: 9-28 32.1%	2nd Half: 12-27 44.4%	Game: 39.0%
3-Pt. FG%	1st Half: 4-10 40.0%	2nd Half: 3-9 33.3%	Game: 33.3%
F Throw %	1st Half: 6-11 54.5%	2nd Half: 16-17 94.1%	Game: 75.0%

HOME TEAM: Tennessee 31-5

	FG	3PT	FT	REBS	PF	TP	A	TO	Bl	St	Min
2 Williams, Grant	f	7-13	0-0	5-6	1-6-7	4	19	5	5	3	37
11 Alexander, Kyle	f	2-2	0-0	4-5	3-6-9	4	8	0	2	1	33
0 Bone, Jordan	g	5-12	2-5	2-2	0-3-3	2	14	3	3	0	38
1 Turner, Lamonté	g	5-13	3-7	2-2	0-6-6	2	15	3	1	0	41
5 Schofield, Admiral	g	7-15	3-6	2-3	3-2-6	2	19	0	1	0	24
10 Fulkerson, John	0-0	0-0	0-0	2-0-2	2	0	0	0	0	0	9
15 Walker, Derrick	0-0	0-0	0-0	0-0-0	2	0	0	0	0	0	3
23 Bowden, Jordan	2-5	0-2	4-5	0-3-3	2	8	1	2	1	0	35
35 Pons, Yves	0-0	0-0	0-0	0-1-1	1	0	0	0	0	0	5
TEAM				4-1-5							
Totals		28-60	8-20	19-23	13-28-41	23	83	12	17	5	6 225

TOTAL FG%	1st Half: 18-35 51.4%	2nd Half: 7-21 33.3%	Game: 46.7%
3-Pt. FG%	1st Half: 6-14 42.9%	2nd Half: 1-5 20.0%	Game: 40.0%
F Throw %	1st Half: 7-8 87.5%	2nd Half: 7-9 77.8%	Game: 82.6%

Officials: Tim Clougherty, Don Daily, Terry Oglesby
Technical: Iowa-None. Tennessee-None.
Attendance: 19,610

Score by Periods	1st	2nd	OT	Total
Iowa	28	43	6	77
Tennessee	49	22	12	83

2019 South Region — Semifinal

#3	Purdue (25-9)	99
#2	Tennessee (31-5)	OT 94
<i>March 28, 2019 • KFC Yum! Center • Louisville, Ky.</i>		

Tennessee's impressive season came to an end as the Vols fell in the Sweet Sixteen to Purdue in overtime, 99-94, at the KFC Yum! Center.

After facing an 18-point deficit at the 16:19 mark and with all the momentum in Purdue's favor, the Vols stormed back with a 19-2 run to take their first lead since opening minutes of the game. A deep 3-pointer from All-SEC wing Admiral Schofield made it a 70-67 game and capped the run.

With five minutes left in regulation, both teams were knotted at 70-70. With the game swinging in Tennessee's favor, Ryan Cline erupted for the Boilermakers, knocking down four 3-pointers to keep Purdue in the game.

On the other end of the court, Grant Williams had two dunks in the final minute to keep the Vols ahead, including a putback with eight seconds left to give UT an 82-80 lead. Purdue's Carsen Edwards then drove to the basket to try and tie the game, but Williams blocked the shot out of bounds.

On the ensuing in-bounds play, Edwards caught the ball in the corner and got fouled on a 3-point attempt. He missed the first attempt but sank the final two to send the game to overtime, 82-82.

In the extra frame, the Boilermakers pulled ahead early to make it a two-possession game. The Vols couldn't convert on the offensive end and were forced to foul. Purdue iced the game by going 11-of-18 from the charity stripe in the final five minutes.

The All-SEC duo of Williams and Schofield led the Vols (31-6) in scoring, dropping 21 points each. Jordan Bowden finished with 16 points behind four 3-pointers, while Turner posted 15 points on 6-of-10 shooting. All-SEC point guard Jordan Bone rounded out UT's double-digit scorers, as he finished with 10 points.

Edwards led all scorers with 29 points, and Cline had 27 points on 10-of-13 shooting, including seven 3-pointers.

The Boilermakers shot a blazing 55 percent in the first half and knocked down seven 3-pointers. Edwards led all scorers in the period with 15 points while hitting four threes. Purdue also doubled UT's efforts in the paint, 16-8, to help take a 40-28 lead into halftime.

NOTES: Purdue lost to No. 1-seeded Virginia, 80-75, in the Elite Eight.

VISITORS: Purdue 26-9

	FG	3PT	FT	REBS	PF	TP	A	TO	Bl	St	Min
24 Grady Eifert	f 1-3	1-2	4-6	3-6-9	4	7	1	1	0	0	32
32 Matt Haarms	f 5-8	0-1	1-5	1-5-6	2	11	2	1	3	0	36
3 Carsen Edwards	g 8-22	5-14	8-14	0-4-4	1	29	3	1	0	0	45
14 Ryan Cline	g 10-13	7-10	0-0	0-2-2	5	27	4	0	0	1	30
20 Nojel Eastern	g 5-8	0-0	1-3	1-4-5	4	11	3	1	0	2	29
1 Aaron Wheeler	3-5	2-3	0-0	0-4-4	2	8	0	1	1	0	13
2 Eric Hunter Jr.	0-1	0-1	2-4	0-3-3	2	2	3	1	1	0	19
50 Trevion Williams	2-3	0-0	0-1	4-2-6	2	4	0	0	0	0	9
55 Sasha Stefanovic	0-0	0-0	0-0	0-2-2	1	0	0	2	0	1	12
TEAM			2-0-2								
Totals	34-63	15-31	16-33	11-32-43	23	99	16	8	5	4	225
TOTAL FG%	1st Half: 16-29 55.2%	2nd Half: 15-29 51.7%		Game: 54.0%							
3-Pt. FG%	1st Half: 7-16 43.8%	2nd Half: 8-15 53.3%		Game: 48.4%							
F Throw %	1st Half: 1-5 20.0%	2nd Half: 4-10 40.0%		Game: 48.5%							

HOME TEAM: Tennessee 31-6

	FG	3PT	FT	REBS	PF	TP	A	TO	Bl	St	Min
2 Williams, Grant	f 9-16	0-2	3-5	3-4-7	5	21	4	1	2	0	29
11 Alexander, Kyle	f 3-7	0-0	3-4	6-2-8	5	9	0	1	3	1	25
0 Bone, Jordan	g 4-10	2-4	0-0	0-4-4	0	10	4	1	0	1	39
1 Turner, Lamonté	g 6-10	3-6	0-1	0-2-2	4	15	3	0	0	1	41
5 Schofield, Admiral	g 7-15	3-6	4-8	2-7-9	3	21	2	3	0	1	42
10 Fulkerson, John	1-2	0-0	0-1	0-1-1	3	2	0	0	0	0	10
13 Johnson, Jalen	0-0	0-0	0-0	0-0-0	1	0	0	0	0	0	1
23 Bowden, Jordan	4-8	4-6	4-9	0-6-6	5	16	3	1	0	1	36
35 Pons, Yves	0-0	0-0	0-0	0-0-0	0	0	0	0	0	0	2
TEAM			0-1-1								
Totals	34-68	12-24	14-28	11-27-38	26	94	16	7	5	5	225
TOTAL FG%	1st Half: 10-28 35.7%	2nd Half: 20-30 66.7%		Game: 50.0%							
3-Pt. FG%	1st Half: 4-9 44.4%	2nd Half: 7-10 70.0%		Game: 50.0%							
F Throw %	1st Half: 4-13 30.8%	2nd Half: 7-9 77.8%		Game: 50.0%							

Officials: DJ Carstensen, Joe Lindsay, Jeff Anderson

Technical: Purdue-None. Tennessee-None.

Attendance: 19,831

Score by Periods	1st	2nd	OT	Total
Purdue	40	42	17	99
Tennessee	28	54	12	94

2021 Midwest Region — First Round

#12	Oregon State (17-12)	70
#5	Tennessee (18-8)	56
<i>March 19, 2021 • Bankers Life Fieldhouse • Indianapolis, Ind.</i>		

Offensive struggles in the opening half plagued the Tennessee basketball team, as it fell to Oregon State, 70-56, at Bankers Life Fieldhouse in the first round of the NCAA Tournament.

The loss ended the Volunteers' season, while Oregon State (18-12) advanced to face Oklahoma State in the second round.

Tennessee (18-9) was led in scoring by freshman Keon Johnson who totaled 14 points. Johnson also finished the day with six rebounds, three steals and a pair of assists.

Fellow freshman Jaden Springer and sophomore Santiago Vescovi also scored in double figures, adding 12 and 11 points, respectively.

Sophomore guard Josiah-Jordan James, added five points and was a beast on the boards, pulling in 13 rebounds, with four coming on the offensive glass.

His performance tied for the fifth-most rebounds ever by a Vol in the NCAA Tournament, tying Jarnell Stokes, who reeled in 13 in Tennessee's First Four victory over Iowa on March 19, 2014.

Oregon State dealt the game's opening strikes with multiple buckets from 3-point range and a stifling defensive effort that gave the Beavers an 18-7 lead midway through the first half.

The Beavers continued to put it on the Vols, extending their lead to as many as 19, but a 3-pointer from Victor Bailey Jr. and a transition layup from Johnson at the buzzer sent the Vols into the locker room with some momentum, despite trailing 33-19.

Out of the break, Oregon State remained in control, never letting its lead dip below double-digits across the first 10 minutes of the second half.

In the contest's final stages, the Beavers held off Tennessee's late flurry to cement the contest's final score.

Roman Silva led all scorer with 16 for Oregon State. Ethan Thompson had a 13-point, 10-rebound double-double for the Beavers.

NOTES: Oregon State lost to No. 2-seeded Houston, 67-61, in the Elite Eight.

VISITORS: Oregon State 18-12

	FG	3PT	FT	REBS	PF	TP	A	TO	Bl	St	Min
10 Warith Alatishe	f 2-10	0-0	0-0	4-5-9	2	4	3	1	2	1	25
12 Roman Silva	c 8-8	0-0	0-0	2-2-4	2	16	0	3	3	0	25
2 Jarod Lucas	g 5-11	4-9	0-1	0-6-6	1	14	2	1	0	1	33
05 Ethan Thompson	g 5-12	1-4	2-2	1-9-10	2	13	6	3	0	0	38
11 Zach Reichle	g 3-5	3-4	1-2	1-5-6	1	10	4	3	0	0	33
0 Gianni Hunt	1-2	0-1	3-5	0-2-2	3	5	3	2	0	3	14
1 Maurice Calloio	2-3	0-0	0-0	0-1-1	6	1	1	0	0	0	14
22 Julien Franklin	0-0	0-0	0-0	0-0-0	0	0	0	0	0	0	1
24 Isaiah Johnson	0-0	0-0	0-0	0-0-0	0	0	0	0	0	0	1
34 Rodrigue Andela	1-5	0-0	0-0	2-0-2	1	2	1	0	1	0	14
35 Dearon Tucker	0-0	0-0	0-0	0-0-0	0	0	0	0	0	0	1
55 Tariq Silver	0-0	0-0	0-0	0-0-0	0	0	0	0	0	0	1
TEAM			0-1-1								
Totals	27-56	10-21	6-10	10-31-41	13	70	20	15	6	5	198

TOTAL FG%	1st Half: 14-31 45.2%	2nd Half: 13-25 52.0%		Game: 48.2%	
3-Pt. FG%	1st Half: 3-8 37.5%	2nd Half: 13 53.8%		Game: 47.6%	
F Throw %	1st Half: 2-2 100%	2nd Half: 4-8 50.0%		Game: 60.0%	

HOME TEAM: Tennessee 18-9

	FG	3PT	FT	REBS	PF	TP	A	TO	Bl	St	Min
33 Uros Plavsic	f 0-0	0-0	1-2	2-1-3	0	1	0	0	0	0	10
35 Yves Pons	f 0-2	0-1	4-4	0-2-2	4	4	0	3	0	0	27
11 Jaden Springer	g 5-12	0-1	2-2	1-2-3	3	12	3	0	0	0	31
25 Santiago Vescovi	g 4-9	3-8	0-0	0-3-3	4	11	1	1	0	3	35
45 Keon Johnson	g 6-16	1-2	1-2	3-3-6	2	14	2	2	0	3	35
0 Davonte Gaines	0-0	0-0	0-0	0-0-0	0	0	0	0	0	0	1
3 Drew Pember	0-0	0-0	0-0	0-0-0	0	0	0	0	0	0	1
5 Josiah-Jordan James	2-10	0-5	1-2	4-9-13	0	5	2	2	1	0	24
12 Victor Bailey Jr.	4-14	1-9	0-0	2-0-2	3	9	2	1	0	2	26
15 Olivier Nkamhoua	0-0	0-0	0-0	1-0-1	0	0	0	1	0	0	6
55 E.J. Anosike	0-0	0-0	0-0	0-0-0	0	0	0	0	0	0	4
TEAM			0-1-1								
Totals	21-63	5-26	9-12	13-21-34	16	56	10	12	2	8	200

TOTAL FG%	1st Half: 8-31 25.8%	2nd Half: 13-32 40.6%		Game: 33.3%	
3-Pt. FG%	1st Half: 2-13 15.4%	2nd Half: 3-13 23.1%		Game: 19.2%	
F Throw %	1st Half: 1-2 50.0%	2nd Half: 8-10 80.0%		Game: 75.0%	

Officials: Michael Irving, Patrick Driscoll, Bo Boroski

Technical: Oregon State-None. Tennessee-None.

Attendance: 2,157

Score by Periods	1st	2nd	Total
Oregon State	33	37	70
Tennessee	19	37	56

OUTLOOK

PLAYERS

STAFF

REVIEW

RESULTS

RECORDS

HONORS

POSTSEASON

VOLMANAC

MEDIA INFO



ALL-TIME NCAA GAME RECAPS

2022 South Region — First Round

#14	Longwood (26-7)	56
#3	Tennessee (27-7)	88
<i>March 17, 2022 • Gainbridge Fieldhouse • Indianapolis, Ind.</i>		

Using hot shooting from start to finish, No. 3 seed Tennessee cruised by No. 14 seed Longwood Thursday at Gainbridge Fieldhouse, 88-56, to advance to the NCAA Tournament Round of 32.

Tennessee shot a season-high 60 percent from the field on Thursday (33-for-55), including 58 percent on 3-pointers (14-for-24). The performance set a program record for field-goal percentage in an NCAA Tournament game.

Santiago Vescovi was one of five double-figure scorers for Tennessee, pouring in a team-high 18 points on 6-for-8 shooting from 3-point range. Vescovi also had a team-high seven assists and a team-high-tying four steals.

Vescovi's six made 3-pointers tied for the most ever by a Vol in an NCAA Tournament game. He also set the Tennessee program record for best 3-point percentage in an NCAA Tournament game (.750).

Josiah-Jordan James scored 17 points on 6-for-9 shooting—including 15 in the first half—and grabbed nine rebounds. John Fulkerson had his highest scoring total since December with 15 points on 7-for-8 shooting, scoring 11 of Tennessee's first 17 points Thursday.

Kennedy Chandler had an impactful all-around performance with 13 points, five rebounds, five assists and four steals. Zakai Zeigler scored 10 points and had six assists.

Justin Hill and DeShaun Wade were the only Longwood players to score in double figures, logging 13 and 10 points, respectively.

After Longwood kept pace in the opening minutes, Tennessee took control of the game. Holding just one point lead at 16-15 nearly nine minutes into the game, the Vols strung together a quick 13-2 run to take control—building a lead that would never be less than 10 for the remainder of the game.

Tennessee took a 54-29 lead into halftime, setting a season-high for first-half scoring. The Vols shot 67 percent from the field (20-for-30) before the break. Tennessee had 18 assists on those 20 made field goals in the first half.

VISITORS: Longwood 26-7

	FG	3PT	FT	REBS	PF	TP	A	TO	Bl	St	Min	
4 Zac Watson	f	3-9	0-0	1-1	2-13	0	7	2	2	1	21	
35 Jesper Granlund	f	1-2	0-1	0-0	1-2-3	1	2	1	0	0	22	
1 Isaiiah Wilkins	g	3-10	1-7	2-2	0-2-2	0	9	2	1	0	26	
3 DeShaun Wade	g	4-8	2-4	0-0	1-2-3	1	10	2	1	0	27	
11 Justin Hill	g	4-12	3-6	2-2	0-2-2	0	13	2	5	0	27	
0 Leslie Nkuruemwem	2-3	0-0	0-0	1-0-1	4	4	1	0	0	1	18	
2 Nate Litteras	1-3	1-3	0-0	0-3-3	0	3	0	0	0	0	13	
5 Jaylain Darden	0-0	0-0	0-0	0-0-0	0	0	0	0	0	0	4	
12 Jordan Perkins	1-3	0-1	3-4	1-3-4	2	5	3	3	0	0	22	
21 Trey Hicks	1-1	0-0	0-0	0-0-0	2	0	0	0	0	0	1	
22 Ga'Khari LaCount	0-0	0-0	0-0	0-0-0	0	0	0	0	0	0	1	
23 D'Avian Houston	0-0	0-0	1-2	0-1-1	5	1	1	2	0	1	15	
24 Cameron O'Connor	0-1	0-0	0-0	0-0-0	0	0	1	0	0	1	1	
44 C.J. Williams	0-0	0-0	0-0	0-0-0	0	0	0	1	0	0	2	
TEAM				1-1-2								
Totals		20-52	7-22	9-11	7-17-24	13	56	15	16	1	9	200

TOTAL FG%	1st Half: 11-25 44.0%	2nd Half: 9-27 33.3%	Game: 38.5%
3-Pt. FG%	1st Half: 3-9 33.3%	2nd Half: 4-13 30.8%	Game: 31.8%
F Throw %	1st Half: 4-5 80.0%	2nd Half: 5-6 83.3%	Game: 81.8%

HOME TEAM: Tennessee 27-7

	FG	3PT	FT	REBS	PF	TP	A	TO	Bl	St	Min	
2 B. Huntley-Hatfield	f	3-5	0-0	1-1	1-3-4	1	7	0	1	0	19	
33 Uros Plavsic	f	2-3	0-0	0-0	0-2-2	1	4	1	1	0	14	
1 Kennedy Chandler	g	4-8	3-4	2-4	1-4-5	2	13	5	3	0	27	
25 Santiago Vescovi	g	6-10	6-8	0-0	0-0-2	18	7	1	0	4	29	
30 Josiah-Jordan James	g	6-9	3-6	2-2	0-9-9	0	17	2	0	1	31	
0 Jonas Aidoo	0-2	0-0	0-0	0-3-3	0	0	1	0	0	1	4	
3 Quentin Domboune	0-1	0-0	0-0	0-0-0	0	0	1	1	0	0	3	
5 Zakai Zeigler	3-5	2-4	2-2	0-0-0	2	10	6	3	0	0	24	
10 John Fulkerson	7-8	0-0	1-2	1-1-2	3	15	2	0	0	1	16	
12 Victor Bailey Jr.	1-3	0-2	0-0	2-0-2	1	2	4	1	0	0	20	
15 Jahmai Mashack	1-1	0-0	0-0	0-1-1	1	2	0	1	0	0	9	
24 Justin Powell	0-0	0-0	0-0	0-0-0	1	0	0	0	0	0	4	
TEAM				0-4-4								
Totals		33-55	14-24	8-11	5-27-32	14	88	29	12	1	13	200

TOTAL FG%	1st Half: 20-30 66.7%	2nd Half: 13-25 52.0%	Game: 60.0%
3-Pt. FG%	1st Half: 8-13 61.5%	2nd Half: 6-11 54.5%	Game: 58.3%
F Throw %	1st Half: 6-7 85.7%	2nd Half: 4-4 50.0%	Game: 72.7%

Officials: Ray Natili, Bill Ek, Chuck Jones
Technical: Longwood-None. Tennessee-None.
Attendance: 15,782

Score by Periods	1st	2nd	Total
Longwood	29	27	56
Tennessee	54	34	88

2022 South Region — Second Round

#11	Michigan (19-14)	76
#3	Tennessee (27-8)	68
<i>March 19, 2022 • Gainbridge Fieldhouse • Indianapolis, Ind.</i>		

Tennessee's season came to a close in Indianapolis for the second consecutive year, as the Vols dropped a back-and-forth affair to Michigan in the NCAA Tournament Round of 32, 76-68.

Tennessee finished the 2021-22 season with a final record of 27-8—marking the fourth-most wins in a season in program history.

Freshman guard Kennedy Chandler led the Vols with 19 points and nine assists. Josiah-Jordan James was Tennessee's other double figure scorer with 13 points. Junior forward Uros Plavsic finished with nine points and nine rebounds.

After a tightly-contested second half, Tennessee took a 60-54 lead on a free throw from James at the 8:27 mark—the Vols' largest lead of the game. However, the Wolverines responded with a 14-4 run down the stretch and took control of the game in the final minutes.

With 1:32 remaining and Michigan leading 68-64 with possession of the ball, Tennessee forced a Wolverine turnover and got a driving layup from Santiago Vescovi that cut the lead to two points at 68-66.

On the ensuing possession, Michigan's Eli Brooks converted a hook shot to push the Wolverines' lead back to four points with 53 seconds left. Zakai Zeigler missed a 3-pointer on the other end for the Vols, and Michigan was able to close out the game by going 6-for-6 at the free-throw line in the final 36 seconds.

Over the last nine minutes of game time, the Vols made just four of their final 17 field-goal attempts.

In the first half, Michigan led for more than 15 minutes of game time, but Tennessee took a 37-32 lead into the halftime break, as the Vols closed the opening period on a 13-2 run.

The Wolverines raced out to a 10-2 lead in the opening three minutes of the game, but never extended the lead to more than eight points.

Dickinson finished with game-highs in points (27) and rebounds (11) to lead the Wolverines, while UM guard Eli Brooks scored 18 of his 23 points in the second half.

NOTES: Michigan lost to No. 2-seeded Villanova, 63-55, in the Sweet Sixteen.

VISITORS: Michigan 19-14

	FG	3PT	FT	REBS	PF	TP	A	TO	Bl	St	Min	
14 Moussa Diabate	f	5-10	0-0	3-5	2-4-6	1	13	1	1	3	28	
1 Hunter Dickinson	c	8-13	3-5	8-10	1-10-11	2	27	4	2	1	38	
12 DeVante' Jones	g	1-3	0-0	0-0	0-3-3	1	2	3	2	1	11	
22 Caleb Houston	g	0-4	0-3	0-0	0-3-3	2	0	0	2	0	32	
55 Eli Brooks	g	9-14	2-5	3-3	1-2-3	1	23	5	4	1	39	
5 Terrance Williams II	3-5	1-2	2-2	2-1-3	1	9	0	1	0	0	14	
10 Frankie Collins	1-4	0-1	0-0	0-4-4	3	2	2	2	0	0	30	
23 Brandon Johns Jr.	0-1	0-0	0-0	0-0-0	1	0	0	0	0	1	8	
TEAM				1-2-3								
Totals		27-54	6-16	16-20	7-29-36	12	76	15	15	6	4	200

TOTAL FG%	1st Half: 13-29 44.8%	2nd Half: 14-25 56.0%	Game: 50.0%
3-Pt. FG%	1st Half: 4-9 44.4%	2nd Half: 2-7 28.6%	Game: 37.5%
F Throw %	1st Half: 2-4 50.0%	2nd Half: 14-16 87.5%	Game: 80.0%

HOME TEAM: Tennessee 27-8

	FG	3PT	FT	REBS	PF	TP	A	TO	Bl	St	Min	
2 B. Huntley-Hatfield	f	2-4	0-0	0-0	1-1-2	0	4	0	0	0	12	
33 Uros Plavsic	f	3-7	0-0	3-3	2-7-9	2	9	0	0	1	25	
1 Kennedy Chandler	g	9-19	1-3	0-0	1-3-4	3	19	3	0	2	37	
25 Santiago Vescovi	g	2-7	1-5	0-0	1-3-4	3	5	2	1	0	38	
30 Josiah-Jordan James	g	5-13	0-6	3-4	2-4-6	3	13	3	0	1	37	
0 Jonas Aidoo	1-4	0-0	2-2	0-1-1	1	4	0	0	0	0	5	
5 Zakai Zeigler	4-9	0-4	0-0	0-2-2	3	8	1	0	0	1	23	
10 John Fulkerson	2-4	0-0	2-3	2-0-2	3	6	0	2	2	0	18	
12 Victor Bailey Jr.	0-0	0-0	0-0	1-0-1	0	0	0	0	0	0	5	
15 Jahmai Mashack	0-0	0-0	0-0	0-0-0	0	0	0	0	0	0	0+	
TEAM				1-1-2								
Totals		28-67	2-18	10-12	11-22-33	18	68	15	7	4	7	200

TOTAL FG%	1st Half: 14-34 41.2%	2nd Half: 14-33 42.4%	Game: 41.8%
3-Pt. FG%	1st Half: 2-9 22.2%	2nd Half: 0-9 0.0%	Game: 11.1%
F Throw %	1st Half: 7-7 100%	2nd Half: 3-5 60.0%	Game: 83.3%

Officials: Earl Walton, Larry Scirottio, Joe Lindsay
Technical: Michigan-None. Tennessee-None.
Attendance: 17,838

Score by Periods	1st	2nd	Total
Michigan	32	44	76
Tennessee	37	31	68



VOLMANAC



By Ben Byrd

"Intercollegiate basketball will make its initial appearance in Knoxville tonight when in the YMCA gymnasium at the University of Tennessee, the Volunteers will meet the five hailing from the Central University of Kentucky at Danville."

— *The Knoxville Journal and Tribune*
Thursday, Dec. 16, 1909

It had taken the new game invented by Dr. James Naismith 18 years to arrive on campus, but UT students were ready for it. A capacity crowd of 200 crammed into the box-like YMCA gym atop "The Hill" that night to watch the beginning of a new chapter in the school's athletics history. They came away excited and pleased, for the Vols won that historic game, 33-31, with an assist from a slow train from Kentucky. The Central Kentucky team was more than one hour late arriving at the gym. During the wait the fans were entertained, if one can call it that, by a skirmish between the UT women's team and the Central High girls, which was won by the Lady Bobcats 21-1.

The starting lineup for that first Tennessee team was composed of Howard Sandberg and DeWitt Welcker at forwards, Jasper Ring at center, and Captain Solon Kipp and Earl Ketchen at guards. Sandberg, who stood all of 5-9 at his forward position, led the scoring with 13 points. The Vols were off and running.

The first two Tennessee teams did not have a coach, but in the program's third season, 1910-11, football coach Andrew A. Stone donned a second hat and served in that capacity. After that season the Vols moved their home court to the Downtown YMCA gym at the corner of Commerce and Vine, where both playing and practice conditions were better than those afforded by the little gym on The Hill. The early Vol teams were neither especially good nor particularly bad, generally hovering around the .500 mark against a mixed schedule of college and YMCA foes. But the 1913-14 team broke that pattern by recording a 15-2 won-lost record and the reason was the appearance on the scene of Tennessee's first genuine superstar cager.

Lum Reeder, the son of a Knox County sheriff, had honed his skills shooting at a basket that had been hung up for him at the county jail. Two-hand shots were the standard in those days, but young Lum broke with tradition and learned to unload deadly one-hand shots while on the move. He made his UT debut by scoring 27 points in his first game as a freshman forward, this in an era when entire teams averaged little more than 20 points per game. A few games later in that campaign he rang up 41 points in a 49-16 victory over Maryville College, a UT scoring record that stayed on the books until Carl Widseth scored 47 in a game against Auburn in 1956. Unfortunately for UT, his career was interrupted twice, once when he transferred to the University of Delaware where he made the All-Eastern team in 1916, and later by World War I.

Early Tennessee basketball teams played a game that would scarcely be recognizable to today's fans. The ball was returned to center court after each score for a center jump, thus interrupting the flow of play.

The small gyms of the time often featured overhanging balconies which forced a lower trajectory on shots from the corner, and the home floor advantage was a tangible reality and not just a psychological factor. Home teams furnished the referees in most instances, often from the ranks of their own former players. Reeder once protested a call in a game at Virginia and woke up a few minutes later stretched out on the floor. The referee also was the host school's heavyweight boxing champion!

There were no basketball scholarships then, and local youths made up a large percentage of the Vol squads. Reeder, Vic Klein, Lloyd Wolfe and Frank Callaway, all later Knoxville business or civic leaders, were among the outstanding cagers of the teens. Basketball was the only UT sport to stay at it through the WWI years, although many of the better players, including Reeder, were away in service. The 1917-18 team played a nine-game schedule, winning two, losing six, and tying one. The deadlock came about when the Maryville College team, enraged by a call that had enabled the Vols to tie the game at the end, walked off the floor and refused to return for an overtime period.

1920s: Ups And Downs

The basketball team finally had an on-campus home of its own when Jefferson Hall was built at the site of the old Waite Field at the corner of Cumberland Avenue and Fifteenth Street in time for the opening of the 1922-23 season. The cage program appeared to have gotten an immediate lift from the new arena as the '23 team went 15-2, led by such stalwarts as David Beane, Roe Campbell and Earl Keister. That team was perhaps the best-equipped to make a run at the Southern Conference championship of any of the 1920s Volunteer teams, but its best player, Beane, was declared academically ineligible shortly before the conference tournament, and the Vols lost in the first round to the University of Georgia Bulldogs.

Head football coaches had continued to serve as head basketball coaches through the teens and early 1920s, but Robert R. Neyland put a stop to that practice when he succeeded M.B. Banks as the head grid coach in 1926. Neyland put the basketball job off on his end coach and good friend, Bill Britton. The Britton era of UT basketball was largely a win-some, lose-some operation except for the memorable season of 1927-28, which produced the only winless varsity team in UT history. The Vols of that infamous campaign finished 0-12, despite boasting one of the South's finest players in center Elvin Butcher. With Butcher playing brilliantly, the Vols had a narrow escape in their season-finale with Vanderbilt at Jefferson Hall, leading most of the game before Vandy pulled out a 28-26 decision at the end.

Stars from the great football teams of the late 1920s and early 1930s, Bobby Dodd, Buddy Hackman, Beattie Feathers and Hugh Faust were among the grid standouts who doubled as cagers in the winter. But the teams remained rather ordinary, for the most part, and when the Southeastern Conference was formed in 1933, the UT program was no better than middle-of-the-pack in this new league.



Clevenger Leads Vols to First Winning Season and an Undefeated Campaign

World War I didn't give college students much to cheer about, as all collegiate sports on the University of Tennessee campus came to a halt - all of them except basketball. Many college athletes left the athletic scene to turn their focus on fighting for the United States. During that same time, Tennessee basketball produced some of its finest years as a young program in search of success.

After struggling through the pioneer years of Tennessee basketball, the Vols finally broke through during the 1913-14 season, finishing with a 15-2 record under coach Zora G. Clevenger. The Vols crushed past several area colleges, including Maryville, Carson-Newman and Chattanooga, as well as future conference foe Alabama. Two YMCA teams were on the schedule, and even a Feb. 3 contest with Knoxville High School created interest. The game, however, was less than a showdown as the Vols crushed KHS 52-18.

The only losses of the 1913-14 season were consecutive setbacks to Kentucky on back-to-back days. In the middle of a road trip in which Tennessee played six games in six days, Kentucky defeated the Vols by scores of 20-14 and 20-18. Still, the Volunteer basketball program was enjoying its first taste of success.

The following season was another respectable campaign for Tennessee, as Clevenger's troops went 9-2 on the season. Over one-third of the schedule was spent playing the Vols' new rival, Kentucky. The Vols split a four-game series with Kentucky, winning both games in Knoxville while losing both in Lexington.

Perhaps the pinnacle of the early years of Tennessee basketball came during the 1915-16 season, Clevenger's final season as the Vols' coach. But it was one to remember, as the nine players on the squad put Tennessee basketball on the map. UT finished the season with a perfect 12-0 record and was recognized as the best team in the South. It still stands as Tennessee's only basketball season without a loss.

During the perfect season, the Vols won by an average of more than 15 points per game. They capped off the year with a five-day, five-game road trip through Kentucky. The trip was started with a 63-33 victory over Cumberland College, the Vols' largest margin of victory, and finished with a two-point win over Transylvania, UT's smallest margin of victory. The road trip included a 28-17 win over Kentucky, the only meeting between the schools that season.

In a three-season span, Tennessee produced a 36-4 record. All four losses came at the hands of basketball powerhouse Kentucky. Other than the men in blue, the Vols swept through the rest of the South. Those three seasons were just what the Vols needed to jump-start memorable years to come for Tennessee basketball.

1930s:

First All-American Brings First SEC Crown

A number of events took place in the mid-1930s that combined to move Tennessee into the front ranks of college basketball. First, Neyland took a year's leave from UT to rejoin the Army for duty in Panama. That moved Britton into the head football coaching position for the season of 1935 and prompted the school, for the first time, to hire a full-time basketball coach in Blair Gullion (pronounced: GULL-yin), a former Purdue player. When Gullion reported for preseason practice in the fall of 1935, he was greeted by perhaps the three best players ever to adorn a Volunteers roster at the same time: senior center Harry Anderson, junior forward Floyd "Biggy" Marshall and junior guard Gene Johnson.

Responding positively to the new coach's strict discipline and emphasis on the basics, the 1935-36 Vols posted a 12-6 regular-season record that included the Vols' first-ever win over an Adolph Rupp-coached Kentucky team. Here another happenstance entered into the picture. UT was now playing its home games at the Alumni Memorial Gymnasium just north of the football stadium. Jefferson Hall having burned down a couple of years earlier. By good fortune the SEC postseason championship tournament was held at Alumni Gym in March of 1936, giving Gullion's troops the home floor advantage to go along with their considerable playing skills. The time had arrived for the basketball Vols to step forward.

They did. After blowing past Auburn in the first test, the Vols ousted pre-tourney favorite Kentucky in the semi-finals, 39-28, the same score by which they had beaten the Wildcats in regular-season play. In the championship game with Alabama, they fell behind badly with just two minutes left in the first half, trailing by the rather embarrassing score of 13-4. This was the last season that college basketball was played under the old center-jump rule, and it was the agile Anderson's ability at

winning the tip that enabled the Vols to rally. With the captain controlling the tip on every possession, the Vols reeled off seven straight points to cut the halftime lead to 13-11. Tennessee then took command in the second half to win 29-25 and bring the school its first SEC championship; in no other season and in no other sport had Tennessee won an SEC title until March 2, 1936.

The triumph established basketball as a major sport on campus. Anderson became UT's first All-American and he, Marshall and Johnson were elevated to hero status formerly reserved for football stars. All over Knoxville backyard baskets sprang up, and for the first time Dr. Naismith's crazy game had become a local craze.

But the man who had put UT on the college cage map didn't stay around to build on his success. After three seasons at the Vol helm, Gullion abruptly resigned a few weeks before the 1938-39 season to take a similar position at Cornell. He was succeeded by a proven veteran who had previously enjoyed successful tenures at Kentucky and Miami of Ohio, John Mauer.

Anderson is UT's First All-American

When Harry Anderson walked out of Alumni Gym on March 2, 1936, he left the building a winner. Wearing an orange jersey with "Vols" scripted across his chest for the last time, Anderson had just led Tennessee to its first SEC championship.

While Anderson played before Tennessee's modern records, he remains one of the greatest players ever to suit up for Tennessee. And he was Tennessee's first All-American honoree.

Anderson, who was a 6-foot-3 center, was joined by teammates Floyd "Biggy" Marshall and Gene Johnson as perhaps the best trio of UT basketball players to ever hit the hardwood in one season. Although Anderson's size was short compared to today's standards for big men, Anderson could dominate a game due to his outstanding leaping ability. His bread and butter, though, was his uncanny pursuit of jump balls at mid-court.

"No one who played in the SEC in our time had as much leaping ability as Harry," Marshall once said of his former teammate.

During Anderson's playing days, each time a team scored a basket, the ball was reset at half court and a jump ball was conducted. Anderson's control of jump balls was the key to UT's run through the 1936 SEC Tournament.

The Vols had beaten Auburn and Kentucky to get to the finals against Alabama. Tennessee trailed 13-4 with two minutes remaining in the first half before Anderson brought the Vols back into the game. He controlled every tip for the remainder of the half, allowing UT to cut the deficit to 13-11. The Vols went on to win the game 29-25 and claim their first SEC championship in any sport.

Anderson's dominating performance in the SEC Championship and his regular-season success opened eyes and earned him a spot on the Converse All-American team. It was the first time a UT basketball player had earned such an honor.

Also a track star, Anderson was inducted into the Tennessee Sports Hall of Fame in 1999.

1940s:

Mauer Leads Vols to Two SEC Titles

The momentum that Gullion had established didn't miss a beat under Mauer. The new coach found the nucleus of a future championship team already on hand in sophomore guard Gilbert Huffman, sophomore center Frank Thomas and freshman forward Bernie Mehen. Two seasons later that trio led the Vols to the 1941 SEC Championship with a 36-33 win over top-seeded Kentucky in the finals of the conference tourney at Louisville, Ky. Mehen, called "Houdini" because of his ball-handling wizardry, became the school's second All-American and Huffman the third.

Mauer then chalked up a second SEC title two years later, when his 1942-43 team, led by center Dick Mehen, Bernie's younger brother, handed Kentucky another stunning upset loss in the tourney finals at Louisville, 33-30, with Dick Mehen scoring 18 points.

The Mauer years were a time of plenty for UT basketball. In addition to the two conference titles, the big, jovial coach authored one of the great Vol cage victories of all time when his '41-'42 team put an end to then-No. 1-ranked Long Island University's 23-game win streak, 36-33, in the Sugar Bowl Tournament. When he left to take the Army coaching job after the 1946-47 season, Mauer departed with an eight-season record of 127 wins and only 41 losses for a .756 winning percentage, highest ever by a Vol coach.

Emmett Lowery, another former Purdue star, succeeded Mauer in 1947 and brought a new dimension to Tennessee basketball. An acknowledged master of the fast-break offense, Lowery soon had the Vols racing up and down the floor at full steam. Led by a holdover standout from the Mauer regime, forward Paul (Lefty) Walther, the new coach's first two Vol teams posted records of 20-5 and 19-7 and drew capacity crowds at Alumni Gym with their entertaining style of play. Walther, who had joined the growing list of All-Americans, was part clown at heart, and his pre-game passing and dribbling antics often brought down the house.

Alumni Gymnasium Gives Vols The Best Homecourt In The Region

It was Dec. 17, 1932, and the season-opener was minutes away. Fans walked through the five arched doorways decorated with streetlights and tiny windows above. Inside, protected from the cold, nearly 400 spectators occupied the 3,200 wooden seats, most of which were lofted in the balcony more than 10 feet above the floor.

Although the crowd was somewhat small for Tennessee's first basketball game at the new Alumni Memorial Gymnasium, the Vols didn't hesitate to put on a show, pounding Lincoln Memorial University 41-18. The victory was the first of many at the new gym on The Hill, rated the best facility in the South in 1932.

Located on the south side of The Hill adjacent to the football field, Alumni Gym was built in 1931 to be the new basketball home of the Vols. UT alumni had wanted to build a memorial to those graduates who had lost their lives in World War I and the Spanish-American War. Thus, Alumni Memorial Auditorium-Gymnasium was built to take the place of Jefferson Hall as the campus' primary multi-purpose facility. Along with basketball, the gym was used for indoor physical education and auditorium events since the three-story facility was one of the largest buildings on campus at the time.

The interior of the facility fit the mold of a 1930s basketball gym. The basketball court was the centerpiece surrounded by three walls of seats and a stage serving as the fourth wall. A handful of rows were tucked below the balcony to provide courtside seating, while the majority of the seats were located on the steep overhang above the floor. The stage, however, provided the opportunity to use the facility as an auditorium with a seating capacity of 3,800. Surrounding the gym were wings used for physical education. Each wing contained an auxiliary gymnasium suitable for handball and other intramural sports. But it's the basketball memories that keep the gym alive today.

1950s: Stars Widseth and Tormohlen Set Scoring and Rebounding Records

The Emmett Lowery era reached an early peak in January 1950 when his third Vol team put an end to Kentucky's five-year, 67-game winning streak within the Southeastern Conference, 66-53. Captain Art Burris outdueled his opposite center, the Wildcats' seven-foot Bill Spivey, with a 28-point performance as the Vols led from buzzer to buzzer. After the game, the overflow crowd stormed onto the court to lift Burris and the other Vol players for a victory ride to the dressing room in one of the wildest scenes UT basketball has ever produced.

The gentlemanly Lowery stayed on for 12 seasons, fashioning a solid winning record of 169-110 and developing such headline players as scoring champion Carl Widseth and his mid-1950s sidekick Ed Wiener, Herman Thompson, big Gene Tormohlen, the Vols' all-time rebound leader, and Dalen Showalter. His successor, longtime assistant John Sines, fared less well, and after his third season, 1961-62, ended in a 4-19 disaster, UT basketball underwent a historic coaching change.

Tormohlen: Chairman of the Boards

One thing about Tennessee basketball in the 1950s was that if a shot went up and didn't go in, Gene Tormohlen was almost a sure bet to bring down the rock. Grabbing a school-record 1,113 career rebounds will make you "Chairman of the Boards."

"Bumper," as he was referred to due to his physical play, was a master at rebounding. He helped turn rebounding into an art form during his college playing days. And although the post play was as physical as it gets, Tormohlen says it was his finesse that helped him own the boards.

"Rebounding is hard work," said Tormohlen, who is considered Tennessee's first accomplished big man. "There are certain ingredients you look for in rebounding, but the key is to go after every rebound as if

it were yours."

From 1956-59, the 6-foot-8 Tormohlen owned the middle of the paint for the Vols. His art of rebounding became a trademark of sorts, making him a regular vacuum cleaner around the rim, as well as a two-time All-SEC performer. But what may be most impressive about his longstanding rebounding records at Tennessee is that Tormohlen accomplished all his feats in a three-year career with the Vols. In his playing days, freshmen were limited to the freshman squad and only upperclassmen were welcome on the varsity.

Still, only three years of playing time didn't limit Tormohlen's potential or achievements. During the 1957-58 season, Tormohlen's junior year, he pulled down 384 boards for the season, a Tennessee record. His 372 rebounds his senior season ranks second on the school list. His name is on the list one more time for his sophomore campaign, when he grabbed 357, good enough for fourth. Sixteen times during his career he had at least 22 rebounds in a game. One time, while playing with a cut that required eight stitches on a shooting-hand finger, he scored 15 points and gathered 17 rebounds.

"I'm proud of the fact that I hold some of those rebounding records," Tormohlen said. "But I'll be honest, we didn't make many shots."

No matter how many shots Tennessee missed, "Bumper" was reliable enough to clean up the garbage under the rim. Tormohlen, who is a member of the Indiana Basketball Hall of Fame for having led tiny Holland High School to its first sectional championship as a sophomore in 1953.

He amazingly averaged 16.9 rebounds in his career with the Vols, another rebounding record. On the season average list, Tormohlen's senior year saw him grab an average of 17.7 boards per game for a UT record. He also earned Converse All-America honors that year for his accomplishments on the hardwood. His junior year he averaged 16.7, and his sophomore year he averaged 16.2 to sweep the top three spots on the season rebounding average list.

One rebounding record that Tormohlen does not hold at Tennessee is most rebounds in a single game. Herb Neff holds that honor for having grabbed 36 against Georgia Tech in 1952. However, Tormohlen ranks second with 31, third with 28 and fourth with 27. His name appears 16 times among the top-23 performances on the list.

"Rebounding is one thing in basketball that you can go after and it's not a selfish thing," he said. "It's hard work that benefits the team. We all played rough, but I always felt I could play against anybody."

Former Knoxville Journal writer Ben Byrd perhaps paid best tribute to Tormohlen in 1959 when he penned: "There will be others just as big, maybe bigger. Some will shoot better, some will play defense better, some run more gracefully. But when there is elbow-flying, rib-thumping, eyeball-scratching action under the boards, you can lay long odds that there won't be another like Gene Tormohlen. Not for a long, long time."

Following his successful career at Tennessee, the Holland, Ind., native was a second-round selection of the Syracuse Nationals in the 1959 NBA Draft. He went on to a nine-year professional career that included a six-year stint with the NBA's St. Louis and Atlanta Hawks.

After his playing career was over, he moved to the bench where he was an NBA assistant coach for 12 years. Twice he served as an interim head coach in the NBA. After his time coaching, Tormohlen also served as a collegiate scout for several years.



Gene Tormohlen (pronounced: *tohr-MO-lin*) still ranks as the greatest rebounder in Tennessee basketball history.



1960s:

Enter Ray Mears;

Vols Become SEC Champions

The new man's name was Ray Mears. A Miami (Ohio) graduate, he was fresh off winning the NCAA small college championship at Wittenberg University. His style featured a deliberate offense, a zone defense, a heavy dose of discipline for his players and a bagful of sideshow tricks for the paying customers. He introduced the practice of a pep band blaring out at the court level, and his players executed fancy pregame drills and, later on, even had one of his athletes riding around the court on a unicycle to help get the home crowd excited.

Behind that carnival-show exterior was a shrewd tactician and strategist. Mears' teams played basketball in much the way Gen. Robert R. Neyland's teams had played football. They didn't beat themselves.

The new coach was fortunate in inheriting a rich stockpile of good young talent from the Sines era, most notably sophomore forward A.W. Davis and junior point guard Danny Schultz. Although both would have flourished as high scorers in a higher-powered system of offense, Davis and Schultz gladly accepted the deliberate pace of the new coach's game and led the way to a quick resurgence in Tennessee basketball fortunes. The 1962-63 team posted a 13-11 worksheet, which included a pair of upset wins over mighty Kentucky, and the 1963-64 team climbed to 16-8. In Mears' third season, when Davis was the captain and heartbeat of the team, the Vols reached the 20-win level for the first time in 17 years and finished second in the Southeastern Conference race. The 1966 Vols provided a harbinger of things to come by closing out the season with a 69-62 victory over Kentucky, which came to Knoxville with a 23-0 mark.

UT basketball had been moved into a new home, the Armory-Fieldhouse, in 1959, but the interest stirred by Mears's success soon rendered the 7,500-seat facility obsolete. Thanks to a generous gift by industrialist William B. Stokely, Jr., the old fieldhouse was remodeled and enlarged into a 12,700-seat arena, Stokely Center. The timing was perfect. The Vols were about to unveil their first SEC championship team in 24 years.

The 1966-67 team was short on experience and depth as it set out on what promised to be an uphill journey. But somehow the chemistry turned out just right for a lineup composed of senior Ron Widby and junior Tom Hendrix at forwards, junior Tom Boerwinkle at center and sophomores Billy Justus and Billy Hann in the backcourt. The two guards had never played a minute of varsity action, and Boerwinkle, UT's first seven-footer, had played very sparingly. But the Fearless Five, as they came to be known, overturned the odds with three magnificent road wins against the other contenders.

First they knocked off Florida, the eventual runner-up, with an almost perfectly played game at Gainesville, 66-53. Then they outlasted Kentucky, 52-50, in a tense overtime duel at Lexington. But those two were just warmups for the stormy season-finale at Mississippi State.

The Vols had to win that game to take the SEC title, and they couldn't have picked a tougher foe. With Tennessee's Widby and State's David Williams swapping dead-eye jumpers from the perimeter, the two teams wound up all even at 64-64 after regulation time. A cautious first overtime ended 66-66. After Justus missed a pair of free throws with four seconds left, the second overtime also wound up in a tie. But in the third extra period, with players and fans alike near exhaustion, Justus got one last chance. With the court tied at 76, he once again went to the stripe with four seconds remaining. This time he made them both, and the Vols held on to win what many longtime observers believe was the greatest game in UT basketball history.

That not only earned the Vols the SEC crown; it also won them the school's first-ever berth in the NCAA Tournament. This time, the cat jumped the other way. In another tense battle at Evanston, Ill., the Fearless Five was ousted in its first test by Dayton, 53-52, as Widby's last-second shot caromed off the rim.

Vols Celebrate First Season in Stokely with SEC Championship

The first Tennessee basketball game in the Armory-Fieldhouse was nothing but a glimpse of the future. The 72-71 victory over Wyoming gave the idea that basketball in the new arena would be a successful era. And the temporary wall that stood on the east side of the arena was a hint that expansion was on the way.

To kick off the 1958-59 season, the University of Tennessee had erected a new facility for basketball. Replacing Alumni Gym was a difficult

thing to do, but the state-of-the-art arena would quickly remind the team and fans that the new facility was worth the \$1.5 million.

Equipped with huge steel trusses that lined the walls and roof, the gigantic new arena could seat 7,000 people in its opening years. The west end of the arena had two levels of permanent seats while temporary bleachers lined the baselines. On the east end, more temporary bleachers rose from the floor to the temporary wall. Along each baseline was a row of folding chairs, primarily for the teams to sit. Other than basketball, the Armory-Fieldhouse was home to supply rooms for Army and Air Force ROTC, offices and classrooms.

The temporary wall was the key to the Armory-Fieldhouse. In 1965, a \$500,000 gift from William B. Stokely Jr. jump-started a \$3 million expansion on the facility - an expansion that had been designed in the original blueprints of the facility. By the 1966-67 season, the Armory-Fieldhouse was doubled in size and seating capacity rose to 12,700 just in time for the SEC championship season. Stokely had died before the completion of the expansion project, and the Armory-Fieldhouse became William B. Stokely Athletics Center.

Stokely Athletics Center was a special home to Tennessee basketball. It housed more fans than ever before. It featured a newly designed Tartan rubber playing surface after the expansion to the arena. But more importantly, it featured great teams. Tennessee teams were extremely successful in the arena, compiling a 321-69 record at Stokely and winning four SEC championships.

Stokely was vacated during the winter of 2012-13, as the university has plans to raze the facility and repurpose the land it occupies.

Ray Mears Brings

Showmanship And Championships

Ray Mears was hired as head basketball coach in 1962 after he had just won the NCAA small college championship the previous year as coach at Wittenberg University. But this was Division I, and Mears was brought in to revitalize a struggling Tennessee basketball program. The Vols were coming off back-to-back losing seasons and were caught in a decade and a half of finishing no higher than fourth in the SEC.

All that changed when Mears took over. His first year saw the Vols finish with a 13-11 record, including a season sweep over archrival Kentucky. In fact, Adolph Rupp's Kentucky teams grew to be Mears' top foe, despite the fact that Mears and Rupp were friends away from the court.

"Beating Adolph Rupp was my favorite," Mears admitted. "We ended up tying Kentucky, but seven of them were against Joe Hall so I can't claim I beat Rupp every time. We had the best record against Kentucky and the best record against Rupp."

In Mears' second season at Tennessee, the Vols were 16-8 and finished second in the conference. Then there was a 20-5 year, an 18-8 year, a 21-7 SEC title year and so on. Mears had sent a breath of fresh air through the Tennessee basketball program.

Not only did the legendary coach bring success to the hardwood, he brought entertainment to the fans. Mears instructed the pep band to play in the stands of Stokely Athletics Center during games - a first for its time. With the pep band blasting traditional fight songs, Mears' squad would perform dazzling tricks during pre-game warm-ups. From fancy passes to mind-boggling dribbling skills, the Vols looked more like the Harlem Globetrotters as they prepared for their opponent. It's said Mears even went to the extent of having one of his players ride around the court on a unicycle to fire up a sleepy crowd at Stokely.

"We brought the pep band and marched the band around the floor and all that kind of stuff," Mears said. "We had a guy that juggled basketballs and we had warm-up drills. We did a lot of things like that. We were trying to get people interested in basketball. I tried to get the crowd excited. We got people coming at 7:00 for a 7:30 game."

People flocked to campus to see the newest attraction - the Tennessee basketball team. But they also enjoyed the side antics as well. Record numbers came to Stokely Athletics Center, eventually forcing the expansion of the facility in 1966 to twice its original size.

On the sidelines, Mears was a basketball mastermind. His slow, deliberate offense gelled with his zone defense. His strict and disciplined basketball style carried the Vols to an SEC championship in the 1966-67 season and the school's first NCAA Tournament appearance.

Success was common during the Mears era. During his 15 years (1963-77) as head coach of the Vols, Mears collected 278 wins against 112 losses for a .713 winning percentage. Tennessee won three conference titles under Mears - 1966-67, 1971-72 and 1976-77. And during his tenure, only twice did UT finish lower than third in the SEC. He was hired to turn the



Tennessee handed top-ranked Kentucky its first loss of the 1965-66 season, toppling "Rupp's Runts" 69-62 on March 5, 1966, in Knoxville.

program around. He did his job and then some.

Ray Mears took Tennessee basketball to a level it had never been before. His actions on the court made him a legendary coach. His knack for entertainment made him legendary with the fans. Both make Mears a legendary man.

On March 1, 2006, a banner with Mears' name on it was unveiled in the rafters over the student section of Thompson-Boling Arena.

Ray Mears passed away on June 11, 2007.

Texas Western Wasn't the First to Challenge Rupp's Runts

On the evening of March 5, 1966, the Tennessee Volunteers had nothing to do but finish a decent basketball season. The Vols were 17-8 and 9-6 in the SEC heading into their final game of the season, and the NCAA Tournament only took conference champions at the time. On the other side of the court, the No. 1-ranked Kentucky Wildcats were planning their run at a national championship. They had played 23 games and won every one of them.

Labeled Rupp's Runts, coach Adolph Rupp's squad was loaded with talent but short on size. The tallest players on the team, center Thad Jaracz and guard Tommy Kron stood at 6-foot-5. Forwards Larry Conley and Pat Riley stood 6-4, and the other guard, Louie Dampier, was 6-0.

Probabilities said the Vols were going to get whipped by the 'Cats. A week earlier, Tennessee had gotten beat in Lexington by top-ranked Kentucky, 78-64. But this time, probabilities were wrong. UT captains Larry McIntosh and Howard Bayne helped push the overmatched Vols past Kentucky 69-62 to give the Wildcats their first loss of the season.

Tennessee closed the season at 18-8 and finished tied for third in the SEC. Kentucky, however, went all the way to the NCAA finals where they faced Texas Western (now UTEP). In one of the most memorable and influential finals in NCAA history, Texas Western shocked the Wildcats with a 72-65 upset to win the NCAA championship. Texas Western became the first school to win the title with five black starters when they beat an all-white Kentucky team, which paved the way for cultural diversity in college basketball.

An unbeatable Kentucky team rolled into Knoxville in 1966 but left with a loss. The win for UT paved the way for a successful 1966-67 campaign in which the Vols won the SEC.

1970s:

Success Continues Under Mears; Grunfeld/King Combo Propels Vols

Consistent excellence was the trademark of the program under Mears. Twenty-win seasons became the rule rather than the exception, and the Vols became contenders in the SEC title race on a yearly basis. It took Mears five seasons to win his second conference title, and that one had a rather sour taste to it.

The 1971-72 team, built around the sharp shooting of guard Mike Edwards and 6-11 center Len Kosmalski, came into the season-ending game with Kentucky at Stokely Center one game ahead of Rupp's Wildcats. With five seconds left in a hard-fought battle, UK held a 67-66 lead. But Tennessee got one last chance when Edwards was fouled as he started into his shooting mode. Referee Bobby Hartsfield called it a non-shooting foul, and the usually unflappable guard missed the free throw. Kentucky rebounded to gain a tie for the title, and because they had swept the season's series with Tennessee, the Wildcats also won the SEC's berth in the NCAA Tournament. The Vols were so downcast by the loss that they voted not to accept a bid to the NIT, where they had reached the semifinals in 1969 and 1971.

The 1971-72 season also marked a new chapter in Volunteer cage history when Larry Robinson, a 6-5 high-post player out of Ferrum (Va.) Junior College became the school's first black player. A tireless worker and the ultimate team player, Robinson made a big hit with the fans and teammates alike, and as evidence of the respect they felt for him, his mates elected him captain of the 1972-73 team despite the fact that he had played only one season of varsity basketball with them.

Mears had stuck with his deliberate offense through his first decade at UT, but the appearance of two remarkable offensive performers in the mid-1970s prompted him to speed up his attack. Assistant coach Stu Aberdeen, who had strong recruiting contacts in the New York City area, hit the jackpot two years in succession when he signed Ernie Grunfeld of Forest Hills in 1973 and Bernard King of Brooklyn in 1974. Never before or since has UT basketball boasted two such enormous talents on the same team.

Grunfeld, a 6-6 wing who could move into the post when needed, broke Wisdeth's all-time Volunteers scoring record during his four-year career with 2,249 points, for an average of 22.3 per game. King, a brilliant post player, who played only three seasons before turning to the professional ranks, posted a new career average record of 25.8 points per game. Known as the "Ernie and Bernie Show," the two great players led the Vols to a record of 61-20 during their three seasons together, 1974-75, 1975-76 and 1976-77. During that run, the Volunteers made two NCAA Tournament appearances and won one SEC championship in 1977. Wherever they played they drew standing-room-only crowds; *Sports Illustrated* even featured them on its cover ("Double Trouble from Tennessee"), and for the first time in its cage history, Tennessee had become a household word in the world of college basketball.

The one thing that even King and Grunfeld couldn't do was to bring their coach an NCAA Tournament victory. In 1976 the Vols fell out in first-round play at Charlotte, losing to darkhorse VMI in a game that King had to sit out because of a hand injury suffered in practice a few days earlier. And then, in the biggest disappointment of all, the 1977 team went down in overtime to the Orangemen from Syracuse University (93-88) in a game played in Baton Rouge, La., as both King and Grunfeld fouled out during second-half action.

Mears soon followed his two great stars in farewell. A longtime sufferer from depression, the Vols coach could not answer the bell for the 1977-78 season, and assistant coach Cliff Wettig led the team through a tough rebuilding phase that produced the school's first losing campaign in 16 years. When it became clear that Mears could not return to his post, UT hired a new head coach, Don DeVoe, in the spring of 1978.

Mears left an enviable record behind him. In 15 seasons, his teams had won 278 games against only 112 losses for a .713 winning percentage, had captured three SEC championships and had played old rival Kentucky to a dead heat with 15 wins in 30 meetings. His acts of psychological warfare, such as the long walks at Nashville that brought the Vanderbilt crowds to a boil, had won him more than his share of detractors, but underneath all the boos, there was a grudging respect for one of the best coaches of his time.

John Ward and The Vol Network

John Ward sat atop Mississippi State Gymnasium on March 8, 1967, peering down on the Vols as time expired on the clock. Mississippi State

had just taken Tennessee into overtime in the season-finale for both teams. The Vols were in a battle in Starkville, Miss., but they were in a three-way war for the SEC championship, along with Florida and Vanderbilt.

Ward, thanks to the Vols playing in the Central Time Zone, already knew both Florida and Vanderbilt had finished at 14-4. Should the Vols win, they would finish at 15-3 and win their first SEC title in more than 20 years. And it all came down to overtime. Then a second overtime. Then a third.

By then, Ward's voice was getting rougher and rougher. He, along with color analyst Lowell Blanchard, were located high atop the gym to get a bird's eye view of the game.

"When I do broadcasts, I prefer to be working upstairs because I can see the game unfold better," Ward said. "We were upstairs near the top of the gym and against the wall. Well, with a window behind us, a draft kept blowing onto my neck and it was cold. By the second overtime, I just looked at Lowell - just a wonderful man - and said, 'I can't finish the game.'"

Ward's throat was getting tight due to the cold air on his neck and he was losing his voice. Quick to aid Ward, Blanchard retrieved a towel from the Tennessee bench at courtside and Ward wrapped it around his neck. The treatment warmed and opened Ward's throat, and he was able to finish broadcasting the Vols' 78-76 triple-overtime win over the Bulldogs. A 1967 SEC Championship and Tennessee's first trip to the NCAA Tournament came courtesy of the win.

Of course, the towel became a trademark of Ward's during his 35-year run as "Voice of the Vols." But according to Ward, it was always used for medical purposes.

"I always wore it to protect my voice and throat," he insisted after he recalled his most memorable UT basketball game. "Never was it intended to be a trademark."

There are other games that stick out in Ward's mind - especially the Kentucky games. Games like the one in 1976 when Tennessee rallied from 14 points down to beat the Wildcats in overtime in Memorial Coliseum. Or the game that very next year when Tennessee beat Kentucky in its first trip to the new Rupp Arena. Then there's Tennessee's 1979 SEC Championship.

"Tennessee won the SEC championship in '79 and they beat who? Kentucky," Ward said. "You've got to understand, Kentucky didn't lose back then. They just didn't."

For those fans not able to attend the games in person, they depended on Ward to paint the picture over radio broadcasts. He never failed.

"Prior to around 1980, there were no TV games," Ward said. "So obviously, radio broadcasts became the dominant medium to follow those games."

Through the late 1950s and early 1960s, UT basketball games were not heard over the radio on a regular basis. Only big games, like Kentucky and Vanderbilt, made the airwaves. But in 1966, athletics director Bob Woodruff, with the assistance of Bill Petty, Ward and basketball coach Ray Mears, began the groundwork for a Vol Basketball Network. The Vol Network already covered football games, and now it was time for basketball coverage.

The 1966-67 season was the first full season of basketball broadcasts for Ward and the Vol Network, and it could be heard on one station. But thanks to the marketing mindset of Mears and the successful teams he put on the floor, Tennessee basketball was exploding in popularity.

"Nothing defined the ascendancy of basketball on the UT scene more clearly than the game's identity with John Ward's broadcasting style," said Hayward Harris, UT's long-time sports information director. "The presence of Ward at UT games was as much a part of the basketball presentation as Mears' pre-game warm-ups and Roger Peltz' unicycle act."

In the following years, Ward began to work more closely with the network, and the program increased the number of stations that carried the broadcasts to around 15 throughout the state.

The unique aspect of the Vol Network was that small, community-based radio stations carried the broadcasts. Instead of relying on larger radio stations in Nashville to broadcast the games to larger areas, the Vol Network targeted the small stations in Tennessee and created a down-home atmosphere for listeners.

"My primary goal was to involve the local stations throughout the state," Ward said. "Our philosophy was that it's not the number of stations but amount of coverage in the state. We wanted to touch every county in Tennessee."

The Vol Network came pretty close to doing that. By choosing to reach the small-town audiences through smaller stations, the network expanded and eventually had more than 50 stations carrying the sports

broadcasts. Now, the Vol Network is one of the largest radio networks in the nation with affiliates in four surrounding states. The Vol Network also can be heard in 28 states after dark and worldwide on the Internet. Bob Kesling inherited the title "Voice of the Vols" in 1999 and currently pairs with former Vol basketball player Bert Bertelkamp to bring Tennessee basketball to life on the radio.

"To grow from one station to more than 50 stations was a great accomplishment," said Ward, who retired after the 1998-99 basketball season. "But the key to that was the sponsors, not me. I was only a broadcaster."

John Ward was never only a broadcaster. He was music to Vol fans' ears.

Dec. 15, 1973: UT, Temple Combine for 17 Points

It was Dec. 15, and it was the championship game of the 1973 Volunteer Classic at Stokely Athletics Center.

Tennessee's high-powered offense was looking to dispose quickly of Temple to win yet another Classic title on its own floor.

Tennessee put points on the board at will. They scored 80 points in a season-opening victory in 1973 over North Texas State and 65 in a loss to Marquette. But in the two games leading up to the clash with Temple, the Vols had scored 117 and 96 points, respectively. Needless to say, fans were expecting a show.

If anything, a show was not what the fans got. Temple coach Don Casey had instructed his squad to merely pass the ball back and forth to keep the rock away from the Vols. That's exactly what they did. And with Mears' strict discipline, Tennessee wasn't about to stray from their traditional zone defense. Neither team would budge. But the fans did. They booed and complained throughout the chess match between the Vols and Owls.

When the buzzer sounded, the crowd had something to cheer about. Tennessee came away victorious 11-6. That's right, 11-6. Temple had effectively taken the ball out of Tennessee's hands, yet the Vols also had proven a point that they were sticking to their game plan.

Throughout the rest of the season, Tennessee was content at scoring in the 60s, 70s and 80s, even topping the 100-point mark against LSU to finish 17-9. But the UT-Temple fiasco will live in the record books forever. The game holds the NCAA record for fewest points scored by both teams - something that may never be broken with today's fast-paced game. The NCAA record for fewest points allowed since 1938 also goes to Tennessee (tie) for holding the Owls to a mere six points.

1980s:

Vols Enjoy NCAA Success; Thompson-Boling Arena Opens

Just as Mears had done a decade and a half earlier, Don DeVoe put his stamp on Tennessee basketball in quick order. Inheriting a team built around All-America Reggie Johnson in the post and Terry Crosby and freshman Gary Carter at the wings, the 37-year-old former Ohio State player soon put whatever doubts there may have been about his appointment to rest. In that first season of 1978-79, DeVoe achieved a number of "firsts" for a Tennessee cage coach.

That first DeVoe team posted an overall record of 21-12 and a regular-season SEC mark of 12-6, good for the runner-up spot. That happened to be the season when the postseason conference tournament was revived after a 27-year hiatus, and when the Vols beat Kentucky 75-69 in the finals, it was the first conference tourney title for Tennessee since 1943. And since his team had swept the Wildcats in regular-season play, DeVoe became the first Vol skipper ever to beat the Wildcats three times in one campaign. The tourney championship also put the team in the NCAA playoffs, and when the Vols dusted off Eastern Kentucky 97-81 in the first round of play in Murfreesboro, Tenn., he became the first UT coach ever to record an NCAA Tournament victory. The Vols then lost in the second round to Notre Dame, but it had been a storybook maiden season for the tall man from the Buckeye state.



OUTLOOK

PLAYERS

STAFF

REVIEW

RESULTS

RECORDS

HONORS

POSTSEASON

VOLMANAC

MEDIA INFO





A three-time selection as the Southeastern Conference Coach of the Year, **Don DeVoe** led the Vols to nine postseason appearances in his 11 seasons in Knoxville.

The good times rolled on. With such standout performers as Carter, Howard Wood and All-American forward Dale Ellis leading the attack, DeVoe's first five teams all participated in NCAA tournament play, all of them winning first-round games before being later eliminated. The 1981 team advanced to the NCAA Tournament's Sweet Sixteen before being eliminated 62-48 by Virginia and college player of the year Ralph Sampson. The best of the lot, 1981-82, won the school's seventh SEC title and posted a 20-10 record. That team fell just shy of upsetting powerful Virginia, led by Sampson, in an NCAA second-round game at Indianapolis, Ind., losing 54-51.

The 1983-84 team went 21-14 overall and went three rounds deep into NIT tournament play, and the 1984-85 team went 22-15 and reached the NIT's semifinals before losing to Indiana at Madison Square Garden. But after seven postseason tourney appearances in as many seasons, the DeVoe program suddenly made a sharp downward turn with two consecutive losing seasons in 1985-86 and 1986-87. But there were still bright spots. Guard Tony White scored 51 points in a game against Auburn in 1987, bettering by one point an old school single-game scoring record set by Ron Widby against LSU 20 years earlier.

The 1987-88 team turned things around with a 16-13 record and an NIT appearance, and when the 1988-89 team went 19-11 to get the Volunteers back into the NCAA Tournament, the program seemed to be moving in the right direction. But an 84-68 loss to West Virginia at Greensboro, N.C., in the first round of play sealed DeVoe's doom. After an 11-year tenure that had produced a 204-137 record, one SEC championship, one SEC tourney title, six NCAA playoff appearances and three trips to the NIT, DeVoe resigned.

In a way, DeVoe was a victim of his own accomplishments. The rousing successes of his early years, combined with Mears' long run, had raised expectations among Tennessee basketball fans. Overflow crowds at Stokely Center had sparked a drive for a new facility, and in the 1987-88 season the Vols moved into one of the most palatial college basketball homes in the country. The \$30 million, 24,535-seat Thompson-Boling Arena and Assembly Center. It was named after philanthropist B. Ray Thompson and then-UT president Ed Boling, and it signaled the school's commitment to competitive excellence.

Vols Open New Arena on River

No one ever thought the Tennessee Volunteers would outgrow Stokely Athletics Center. The 12,700-seat arena was gigantic compared to the previous basketball arenas that the Vols called home. But with a winning basketball team and loads of excitement surrounding the program, a new basketball arena was inevitable.

Work began to raise money for a new and larger basketball facility. There was one goal for the new arena - make it larger than any arena

in the SEC. In the early 1980s, Kentucky's Rupp Arena was tops in the SEC with its 23,000 seats. The big question was if an arena of that size would be large enough for the Vols. The demand for Tennessee basketball tickets was outrageous, and school officials were concerned.

The spark for the fire was an anonymous gift of \$5 million. That was followed by \$5 million in private UT donations, a \$7 million pledge from the state of Tennessee, \$10 million from Knox County and \$3 million in ticket and parking revenue. The ball was officially rolling.

Everything, however, came to a screeching halt after work on the arena had already begun. The Kansas contractor, who had obtained the contract with a bid of \$23 million, pulled out after multiple delays had pushed the completion date back several times. A Nashville contractor took over the responsibilities, and the new 24,535-seat arena was completed for the 1987-88 season.

It was discovered that B. Ray Thompson was the man responsible for the original donation for construction, and he was convinced to have his name attached to the new arena. However, the only way he would comply was if then-UT President Edward J. Boling's name was attached also. So, on Sept. 25, 1987, the new basketball facility was officially named the Thompson-Boling Assembly Center and Arena.

The largest on-campus basketball-only facility in the nation, Thompson-Boling Arena opened its doors to the Vols in good fashion when Tennessee beat Marquette 82-56 before 25,272 people. An arena-record crowd of 25,610 showed up Jan. 21, 1989, when UT hosted Kentucky.

**1990s:
Houston Sets UT Scoring Mark;
Vols Return to NCAA Tournament**

Ironically, UT's hoops fortunes slumped badly in these luxurious new surroundings. DeVoe's successor, Wade Houston, was never able to get the program rolling. Houston, an Alcoa, Tenn., native who had played at Louisville and served as an assistant coach there, was warmly welcomed in his pioneer role as UT's first black head coach. He was enormously popular on the personal level, but he was able to post only two winning records in five seasons, and after a 5-22 campaign in 1993-94, he was replaced by Kevin O'Neill.

Even so, the name Houston still stands tall in UT history. The coach's son, Allan Houston, rewrote the Volunteer scoring record book during his four years under his father's tutelage, 1989-93. A velvet-match guard, he zoomed past Grunfeld to set the school career mark with 2,801 points and also set records in single-season scoring, field goals and 3-point goals. The younger Houston led his dad's teams to NIT appearances in 1990 and 1992, both ventures ending in second-round losses.

Houston's successor, O'Neill, was a much fiercer sideline coach than his laid-back predecessor. O'Neill had enjoyed great success at Marquette, where he had won a reputation as a standout recruiter and defensive specialist. He took over the Vols program when its stock was at a very low ebb, and was not able to turn the program around in regard to wins and losses. Of his three Volunteer teams, only one, 1995-96, managed to break even during the regular season, 14-14, before suffering an NIT opening-round loss to the College of Charleston at Thompson-Boling Arena on a bitterly-cold March evening. But he did make headway in recruiting, and when he departed to take the head coaching job at Northwestern after the 1996-97 season, he left behind a healthy crop of young players.

Jerry Green's initial season of 20-9 in 1997-98 was the best for a first-year Volunteer cage coach since Emmett Lowery's 20-5 record in 1947-48. And it ended on a high note when the Vols won their way into the NCAA Tournament for the first time since 1989. Even an overtime loss to Illinois State at the Arco Arena in Sacramento, Calif., in the opening round could not rub the shine off Tennessee's best season in a decade. A South Carolina native who had a successful tenure as the head coach at Oregon and as Roy Williams' top assistant at Kansas, Green seemed to strike the right chord among players and fans alike with his down-home style. And his first-year success didn't end with the season. His signing of Cleveland, Tenn., high school superstar Vincent Yarbrough was perhaps Tennessee's greatest recruiting coup since Grunfeld and King.

Under Green's direction, Tennessee continued to achieve milestones for the program during the 1998-99 season in which the Vols went 21-9. The Vols returned to the NCAA Tournament, giving UT its first back-to-back bids since 1982-83, and won their first NCAA tourney game since 1983. The Vols won their last six SEC games, including a season-ending showdown with Kentucky to win their first SEC Eastern Division crown

since divisional play started in 1992. UT's 21 wins were the most for the Vols since 1985 and just one short of the school's single-season record. Tennessee's season sweep of arch-rivals Kentucky and Vanderbilt also were cause for celebration. The Vols' win at Lexington was the first at Rupp Arena in 20 years.

Vols Run for 1991 SEC Tournament Title

After enjoying peaks of success in the 1970s and '80s, the Tennessee Volunteers hit a treacherous valley in the early1990s. Despite a tremendous scoring threat in Allan Houston (23.7 points) and a sharpshooter in Lang Wiseman (13.2 points), the Vols fell on hard times during the 1990-91 season.

Tennessee began the season red-hot, winning five of its first six games. However, the Vols would only win four more games the rest of the season. Losing streaks highlighted the schedule, as the Vols saw consecutive streaks hit three, four and five games, as well as a seven-game losing streak to end the regular season. Tennessee won four straight during the first six games but never could win back-to-back games again. Wins over Florida, No. 19 LSU and Vanderbilt gave the Vols a 3-15 record in the SEC and placed them in a tie for eighth heading into the SEC Tournament in Nashville.

In the first round, Tennessee avenged two close losses to Mississippi with a 94-85 win over the Rebels. It was an upset, but no one was searching for a Cinderella slipper until the Vols upset No. 18 Mississippi State 87-70 in the second round. An underrated Tennessee team was having its way with the conference's best teams, and the magic ride continued with an 85-65 thrashing of Georgia in the semifinals.

The same Tennessee team that had won only three conference games in the regular season had just won three consecutive conference games in three straight days. They were the talk of the tournament, and they were looking to write a happy ending to the fairy tale. The underdog Volunteers met No. 24 Alabama in the finals of the SEC Tournament, and the Crimson Tide washed away Tennessee's hopes of completing the dream with an 88-69 victory.

Tennessee ended the season with a 12-22 record in 1991. There wasn't much to cheer about other than an appearance in the conference tournament finals. But for three consecutive nights, the Vols were the Cinderella of the SEC Tournament, dreaming of an invitation to "The Big Dance."

2000s:

Vols Start New Millenium with Regular Postseason Apperances

UT continued its return to the national spotlight with the dawn of the new century. The Vols began the new millennium as a consistent name in national polls and with a pair of trips to the NCAA Tournament.

The 2000 season was one of the most successful in school history, with the Vols winning a school-record 26 games and advancing to the Sweet 16 of the NCAA Tournament. UT won a share of its eighth SEC title and its second straight SEC Eastern Division crown. Not only did the Vols win 20 games for the third consecutive season, but they did so faster (23 games) than any other team in school history. They spent the entire season ranked in the top 25, reaching as high as No. 5, and finished the season ranked 11th in the final Associated Press poll.

The 2001 season saw the Vols ranked No. 9 in the Associated Press preseason poll, and they climbed as high as No. 4 during the year. The No. 4 ranking tied for the highest in school history. For the fourth straight year, the Vols won 20 games, finishing the season with a 22-11 record. At the end of the regular season, UT made its fourth trip to the NCAA Tournament in as many years, bowing to Charlotte in the first round.

Buzz Peterson was named the 16th head coach in school history on April 4, 2001, following the resignation of Jerry Green after the season. Peterson, who attended UT football games while growing up in Asheville, N.C., came to Knoxville after leading Tulsa to a 26-11 record and the NIT championship.

In his four seasons in Knoxville, Peterson led the Vols to a 61-59 overall record and appearances in the National Invitation Tournament in 2003 and 2004.

Ron Slay, who missed the second half of his junior season with a knee injury, returned to the Vol lineup in 2003 to lead the Southeastern Conference in scoring with 21.2 points per game and was named the league's Player of the Year.

In 2005, freshman guard Chris Lofton took the league by storm by making 93 3-pointers, the most-ever by a freshman in the Southeastern Conference. His 46.5 shooting from behind the 3-point arc led the SEC and ranked fourth nationally.

On March 28, 2005, Bruce Pearl took over the reins of the Tennessee program just days after leading UW-Milwaukee to the Sweet Sixteen of the NCAA Tournament.

Pearl made his presence felt in his first season in Knoxville, leading the Vols to the 2006 SEC Eastern Division championship with a 12-4 league record and a 22-8 overall mark. The Vols received a No. 2 seed in the NCAA Tournament, the highest seeding in school history.

After the season, the honors came rolling in. Pearl was named the Associated Press SEC Coach of the Year and also was a finalist for the Naismith Trophy Men's College Coach of the Year in addition to earning national coach of the year honors from *The Sporting News* and CBS Sportsline.com.

Lofton rewrote Tennessee's single-season record books in 2005-06 with his 3-point shooting on his way to earning consensus first-team All-SEC honors and several All-American awards. The sophomore broke school records for 3-pointers made (114), 3-pointers attempted (261) and 3-pointers per game (3.80 3pg). His 114 3-pointers in 2005-06 were the



second-most in Southeastern Conference history.

Tennessee's second season under Pearl's guidance produced the second-most wins in school history and one of the most memorable NCAA Tournament runs in school history. The Vols completed the 2006-07 campaign with a 24-11 overall record, and their 10-6 SEC mark was tied for the second-best in the league. In the first round of the NCAA Tournament, the Vols tied a school scoring record in defeating Long Beach State 121-86. UT held on for a 77-74 win over Virginia in the second round before falling to eventual national runner-up Ohio State in the Sweet Sixteen.

Lofton was named the 2007 Associated Press SEC Player of the Year and was a consensus second-team All-America selection after leading the conference with 20.8 points and 3.42 3-pointers per game/team.

Pearl's third season in Knoxville produced a school-record for wins with a 31-5 overall mark, and the Vols won their first outright SEC title since 1967 with a 14-2 league record. Tennessee spent most of the season ranked in the top 10 and achieved the program's first No. 1 ranking after a 66-62 win at then-No. 1 Memphis in late February.

Tennessee advanced to the Sweet Sixteen of the NCAA Tournament for the second consecutive year with wins over American and Butler before falling to Louisville in the Regional Semifinals.

Lofton earned second-team All-American honors for the third time in his career. He finished his career with 2,331 points, and his 431 3-pointers were the most in SEC history and ranked third all-time in the NCAA. Tyler Smith joined Lofton in garnering first-team All-SEC honors, and JaJuan Smith was a second-team pick. Bruce Pearl was named SEC Coach of the Year and was honored as national coach of the year by the Adolph Rupp Cup.

In 2008-09, Pearl again led the Vols to an SEC Eastern Division title, a 20-win season and a berth in the NCAA Tournament. The Big Orange finished the year 21-13 (10-6 SEC) and became the first program in SEC history to finish ahead of Kentucky in the league standings for four straight seasons.

Chris Lofton Wins His Biggest Battle

Chris Lofton beat everything thrown his way during his four-year career at Tennessee, and he often did it with people lining up to tell him he couldn't.

But the toughest battle he faced at Tennessee was not resurrecting the basketball program or quieting the doubters who thought he couldn't be a producer on a major Division I basketball team.

It was something much worse, much more vicious and much more devastating than any challenge the simple game of basketball can provide.

It was cancer.

And in true Lofton fashion, he beat it.

It was already a bad night when Lofton and his parents were taken into a San Antonio hotel room mere hours after the Vols had fallen to Ohio State in the Sweet 16 in 2007. In the room, Lofton was told that one of the randomly-administered NCAA drug tests had come back positive.

The test had come back showing high levels of beta hCG. It could mean Lofton was using steroids, or it could be an early warning sign of cancer.

It was the latter, and six days after the Ohio State game, Lofton had surgery to remove a cancerous tumor.

He began radiation treatments on April 25, 2007, that left him cancer-free, but they also drained 15 pounds of muscle off his body and put him far behind the curve in getting ready for his senior season.

Lofton was not going to let cancer stand in the way of his senior year, a season that was predicted to be one the best in school history as he turned down an opportunity to redshirt.

The season turned out to be everything hoped for. UT achieved its first No. 1 ranking in history, had a school-record 31 wins and won the SEC title.

But the face of the team was not producing on the levels people had expected. Lofton's face had adorned the cover of *Sports Illustrated*, but he was not putting up numbers to match his junior campaign, during which he was named SEC Player of the Year after averaging 20.8 ppg.

Lofton started the season shooting just 34 percent from the field and had everyone questioning if something was wrong with him.

It turns out the only thing that matched Lofton's work ethic was his ability to keep a secret. The select group of people who knew about his cancer didn't include any teammates.

"I wanted to deal with it on my terms," Lofton said. "I didn't want it to be a distraction for our team. I knew if it came out, everything would change. I didn't want it that way."

So Lofton quietly led his team, with a 15.9-point average, to another

Sweet Sixteen appearance. In doing so, he shot 49 percent from 3-point range the rest of the regular season, returning to the Lofton every SEC opponent had feared from previous encounters.

He finished his career with an SEC-record 431 3-pointers made and was fourth on UT's all-time scoring list with 2,331 career points. But he will forever mean more to UT than simply numbers.

"You look at what he has gone through ..." head coach Bruce Pearl said. "He's still going to be remembered as one of the best players to wear orange.

"I was privileged to coach him."

2010s:

Transition on Rocky Top;

Pearl, Martin, Tyndall Precede Barnes

In terms of NCAA Tournament success, the 2009-10 season was the best in Tennessee's storied history, as the Volunteers fell just one point shy of the Final Four.

After coach Bruce Pearl led the Vols to an 11-5 conference record and a third-place finish in the SEC Eastern Division, Tennessee began its NCAA Tournament journey in Providence, R.I. Led by seniors Wayne Chism, Bobby Maze, J.P. Prince and Brian Williams, the sixth-seeded Vols defeated San Diego State and then Ohio University to advance to the Sweet Sixteen for the third time in the Pearl era.

The Edward Jones Dome in Kansas City, Mo., was UT's next tournament stop. And a 76-73 come-from-behind victory over No. 2-seeded Ohio State and National Player of the Year Evan Turner lifted Tennessee into the Elite Eight for the first time in school history.

Two days later, the Midwest Regional Final saw UT tip off against fifth-seeded Michigan State. After surviving a 14-1 Spartans run and charging back from an eight-point deficit in the second half, Tennessee forged a 69-69 tie with 11 seconds left. But MSU's Raymar Morgan made the game-winning free throw to end the Vols' season at 28-9.

Pearl Era Ends After Six Seasons

The 2010-11 season saw Tennessee make its sixth consecutive NCAA Tournament appearance, but the entire year was clouded by an ongoing NCAA investigation.

Head coach Bruce Pearl had provided the NCAA with "false and misleading information" in the course of its official inquiry prior to the season, and Southeastern Conference commissioner Mike Slive had suspended Pearl for Tennessee's first eight regular-season SEC games (associate head coach Tony Jones led the Vols to a 5-3 mark during that span).

After a disappointing and lopsided loss to Michigan in the NCAA Tournament's round of 64, UT athletics director Mike Hamilton relieved Pearl and his staff of their duties on March 21, 2011.

Pearl was later given a three-year "show cause" penalty by the NCAA, while each of his full-time assistant coaches received a one-year penalty.

Tennessee under Pearl averaged more than 24 wins per season, earned the nation's No. 1 ranking for the first time in program history, boasted an average year-end RPI of 17.2 and never failed to make the NCAA Tournament — tying a school-record with six consecutive berths in the Big Dance.

Martin Maintains UT's Winning Ways

On March 28, 2011, Tennessee named Cuonzo Martin the 18th head coach in program history.

The East St. Louis, Ill., native starred at Purdue under legendary coach Gene Keady before being selected in the 1995 NBA Draft.

Martin's arrival at UT was preceded by three successful seasons as head coach at Missouri State (2009-11).

In his first year with the Vols, the Big Orange were picked in the preseason to finish 11th in the then-12-team SEC. But Martin led Tennessee to a 10-6 conference record and a second-place SEC finish.

The 2012-13 season saw Martin lead Tennessee to 20 wins, as well as victories in each of the team's final nine regular-season games (for the second straight year).

Martin also joined Jerry Green and Bruce Pearl as the only UT head coaches to lead the Vols to victories over at least three AP Top-25 teams in each of their first two seasons on Rocky Top. Those triumphs included wins over Wichita State, eighth-ranked Florida and a 30-point victory over Kentucky that marked UT's largest-ever margin of victory against the Wildcats.



Left to right: **Grant Williams**, **Rick Barnes** and **Admiral Schofield** speak with media following Tennessee's 76-73 upset win over top-ranked Gonzaga at the Jerry Colangelo Classic in Phoenix, Arizona, on Dec. 9, 2018. It was UT's fifth all-time victory over an opponent ranked No. 1 in the AP poll.

In Martin's third and final season at Tennessee, the Vols totaled 24 wins, earned the program's first NCAA Tournament berth since 2011 and advanced all the way from the "First Four" in Dayton to the Sweet Sixteen.

That team was led by seniors Jeronne Maymon, Jordan McRae and Antonio Barton as well as junior Jarnell Stokes. McRae and Stokes both were selected in the 2014 NBA Draft after the season, while Maymon and Barton each signed professional basketball contracts overseas.

Martin accepted the head coaching position at Cal in April 2014 and was replaced at Tennessee by Southern Miss head coach Donnie Tyndall later that month.

Tyndall's Short Stay Sets Stage for Barnes Era

Tyndall's 2014-15 Tennessee squad was among the youngest and least experienced in the nation—boasting only four returning scholarship players and just one player who had ever scored in double figures in an SEC game. Due to injuries, the Vols entered SEC play with just nine healthy scholarship players.

Despite its challenges, that team finished 16-16 overall, and its 10th place SEC finish was three spots better than where the team was picked to finish in the preseason. Senior guard Josh Richardson earned first-team All-SEC honors from both the Associated Press and the league's head coaches before being drafted 40th overall by the Miami Heat.

After just one season, Tennessee terminated Tyndall's contract due to indiscretions he committed at his previous institution, Southern Miss.

Following Tyndall's departure, Tennessee Director of Athletics Dave Hart and his top aide, Jon Gilbert, wasted no time in reaching out to Final Four head coach Rick Barnes, whose job security at Texas was surprisingly tenuous after 17 highly successful seasons leading the Longhorns to never-before-seen heights.

The Tennessee job was vacant for only three full days before Hart introduced Barnes as the Volunteers' 20th head coach on March 31, 2015.

Barnes and his staff led the Big Orange to a 31-35 record over his first two seasons, but the culture they sought to establish was developing steadily. Tennessee's 2016-17 freshmen became highest-scoring freshman class in school history (1,140 points) and accounted for close to half of the team's statistical production.

The following season, which was preceded by a summer exhibition tour of Spain and France—boosting both chemistry and culture—Barnes guided Tennessee to the fourth-most wins in program history, as the team finished 26-9. Picked in the preseason to finish 13th in the SEC, the Vols shocked all outsiders by winning the regular-season SEC Championship, advancing to the SEC Tournament Championship Game and earning a No. 3 seed in the NCAA Tournament. Tennessee spent 14 consecutive weeks ranked in the AP top 25, climbing as high as No. 13. Barnes was named SEC Coach of the Year, sophomore forward Grant Williams was the SEC Player of the Year, junior wing Admiral Schofield was a second-team All-SEC selection and also made the SEC All-Tournament Team, and

sophomore guard Lamonté Turner earned SEC Co-Sixth Man of the Year honors.

The 2018-19 Volunteers went down as one of the most beloved teams in program history, authoring one of UT's greatest seasons as the Big Orange tied the school record for wins, finishing 31-6 (15-3 SEC). National Coach of the Year Rick Barnes guided Tennessee to a school-record 19-game win streak, a perfect 18-0 record at Thompson-Boling Arena and a program-record-tying three wins over teams with a top-five ranking. The Vols also spent the entire season—wire-to-wire—ranked in the top 10, including four weeks at both major polls. Williams earned consensus first-team All-America acclaim and was the first SEC player since 1996 to be named SEC Player of the Year in back-to-back seasons. Schofield was a first-team All-SEC performer, and junior point guard Jordan Bone was a second-team honoree. The Vols earned a No. 2 seed in the NCAA Tournament and reached the Sweet Sixteen, where they suffered an overtime loss to Purdue.

Williams, Schofield and Bone all were selected in the 2019 NBA Draft after leading Tennessee to 57 wins over their final two seasons on Rocky Top. The trio said goodbye to Knoxville with Tennessee in possession of a 26-game home winning streak and laid a foundation that set the program on an exciting upward trajectory.

The 2019-20 season was marked by an unprecedented ending, as the 2020 SEC Tournament (along with most other conference tournaments) and all subsequent 2020 postseason events were canceled due to the coronavirus (COVID-19) global health crisis.

In a season heavily altered by COVID-19, Tennessee made its third straight NCAA Tournament following the 2020-21 campaign. Despite the constant risk of cancellations, the Vols managed to play 27 total games, finishing with an 18-9 record. Capacity at Thompson-Boling Arena was limited to 4,191 due to health and safety guidelines. Tennessee was led offensively by the SEC All-Freshman duo of Keon Johnson and Jaden Springer, who were both selected in the first round of the 2021 NBA Draft.

As arenas returned to full capacity in 2021-22, Tennessee captured its first SEC Tournament championship in 43 years to secure the fifth SEC Tournament title in program history. Racking up 27 total wins on the season—the fourth-most in a single season in program history—the Vols also navigated their way to a perfect 16-0 record at Thompson-Boling Arena, notched four wins over top-10 teams and advanced to the second round of the NCAA Tournament in the program's fourth straight appearance. Tennessee spent the entirety of the 2021-22 season ranked in the AP top 25—achieving a season-high No. 5 ranking in the final poll.

Santiago Vescovi and Kennedy Chandler earned All-SEC first- and second-team honors, respectively, and Chandler also earned SEC Tournament MVP acclaim. Super senior John Fulkerson concluded his six-year career with an SEC record 165 games played.

The late Ben Byrd is the former sports editor of the Knoxville Journal. He covered Tennessee basketball for more than 50 years. Additional content has been provided by Josh Pate, Craig Hammel and the UT Media Relations staff.

HEAD COACHING HISTORY



Andrew A. Stone
1910-11

College coaches wore many hats in the early 20th century, as exemplified by Andrew A. Stone. In addition to coaching the Tennessee men's basketball team to a 7-9 record during the 1910-11 season, Stone bookended his one-year hoops tenure by coaching the football team in the fall of 1910 and the baseball team in the spring of 1911.



Zora Clevenger
1911-16

A football coach by trade, Zora Clevenger was one of the first coaches in school history to simultaneously hold the head coaching jobs for the basketball and football teams. In five seasons as the basketball coach, he led the Vols to a 50-14 record. The 1904 Indiana University graduate's winning percentage of .781 still rates as the best in Tennessee history. On the gridiron, he recorded a 26-15 record in five seasons and led the Vols to the 1914 SIAA championship.

The Muncie, Ind., native got his coaching start at his alma mater in 1905 with a 5-12 record. A year later he led the Hoosier cagers to a 7-9 mark. Later, Clevenger coached four seasons (1917-20) at Kansas State Agricultural College, where he posted a 54-16 record on the hardwood. Following administrative positions at the University of Missouri and Nebraska Wesleyan, Clevenger returned to Indiana where he was named the director of athletics. In 1968 he was inducted into the College Football Hall of Fame as a halfback.



Blair Gullion
1935-38

Considered one of the nation's top basketball tacticians, Blair Gullion (*pronounced: GULL-yin*) took over the Vols before the 1935-36 season and promptly won the school's first SEC championship in any sport. The first full-time basketball coach in school history, Gullion posted a 47-19 (.712) record in his three seasons in Knoxville.

A precise tactician who had written numerous textbooks on the game, Gullion ran a tightly patterned, multiple-screening offense that caused defenses to get lost. Described by one of his star players, Floyd "Biggy" Marshall, as a person who "lived, dreamed, ate and slept basketball," Gullion gave the Vols their first glimpse of national basketball prominence. Two times he led the Vols to the SEC championship game, winning it in 1936. Under his tutelage, Harry Anderson became the school's first All-American in 1936.

Just weeks prior to the 1938-39 season, Gullion abruptly left for Cornell where he stayed for several years. He also coached at Washington University at St. Louis and the University of Connecticut before retiring.



John Mauer
1938-47

After Blair Gullion departed with such short notice before the 1938-39 season, John Mauer was tabbed by Major Robert Neyland as the man to take over for the popular Gullion.

Prior to coming to Tennessee, the Aurora, Ill., native proved himself as an athlete when he was named the Outstanding Athlete and Scholar in the Big Ten Conference while competing for Illinois. A college roommate of Harold "Red" Grange, Mauer was one of the first college basketball players to use the "one-hand" shot.

After college, he began his coaching career at Kentucky, where he preceded Adolph Rupp, and posted a 40-14 record in three years. In the early 1930s, he moved to Miami of Ohio, where he coached with Paul Brown and Weeb Ewbank on the gridiron and directed the Miami cagers for eight seasons.

After a shaky start in his first season, Mauer cemented his place in the hearts of Tennessee fans with a 30-29 win over Kentucky in Lexington.

The Vols went on to a 14-7 overall record and a 6-5 mark in the SEC in 1939. Two years later, Mauer led UT to the first of two SEC championships over a three-year period with a 36-33 win over Kentucky in the SEC championship game.

In his eight seasons at Tennessee, Mauer recorded a 127-41 record. In addition to his duties with the Vol cagers, Mauer also served as an assistant football coach to Neyland and was the head baseball coach. On the gridiron, he helped lead the Vols to three SEC titles and the 1940 national championship.



Emmett Lowery
1947-59

An All-American guard as a player for coach Ward Lambert at Purdue in the early 1930s, Emmett Lowery brought that same success to Tennessee. A college teammate of John Wooden, Lowery brought a tightly-patterned, fast-break offense and man-to-man defense to Knoxville. In fact, he could often be heard yelling "Pass and cut, pass and cut," from the sidelines.

Other coaches in the Southeastern Conference took notice of Lowery's mastery of the fast-breaking offense. "The Tennessee fast break under Lowery was the best I've ever seen," famed Auburn mentor Joel Eaves said. "It was beautifully patterned, beautifully executed."

In his first season at Tennessee, the gentlemanly Lowery brought the Vols their first 20-win season in school history when UT posted a 20-5 overall mark. Over a 12-year career at Tennessee, Lowery was 169-110 before leaving to pursue business opportunities in Florida. On Jan. 14, 1950, he directed the Vols to a stunning 66-53 win over Kentucky, ending the Wildcats' 44-game conference winning streak that stretched more than five years.

In a time when many SEC schools were building newer and bigger arenas, Lowery saw Tennessee take the first steps towards building a new facility. In Lowery's final season, Tennessee moved out of the smaller Alumni Memorial Gymnasium and into the 7,500-seat Armory-Fieldhouse. Opening night in the new facility went down to the wire, with Vols guard Kenny Coulter hitting a last-second shot to defeat a strong Wyoming team 72-71.



John Sines
1959-62

After eight years on the bench as an assistant coach to Emmett Lowery, John Sines became the first, and still the only, assistant to be promoted to head coach at Tennessee.

Like his predecessor on the UT bench, Sines was a product of Ward Lambert's Purdue teams from the 1930s. A captain of the Boilermakers' 1938 Big Ten championship team, Sines went on to play in the National Basketball League. A forward for the Indianapolis franchise, Sines was named to the 1940 NBL All-Star Team.

His first Tennessee squad returned only Dalen Showalter from the previous year's starting lineup but finished the season 12-11. That first season was capped off with a 65-63 win at Kentucky, the Vols' first win in Lexington since 1939.

His second season was marred by eight losses by five points or less as the Vols dropped to a 10-15 record. Sines, whose Vols were rocked by scandal following the 1961 season, resigned one year later after posting a 4-19 record in 1961-62.

Although the finish of Sines' career at UT may have been disappointing, he left the school with one of the best recruiting classes in its history. A.W. Davis and Bobby Hogsett spent the 1961-62 season on a freshman team that regularly defeated the varsity in practice.



Ray Mears
1962-77

A showman comparable to the legendary P.T. Barnum, Ray Mears was also one of the top college basketball coaches in his era.

Mears came to Tennessee in the spring of 1962 following a successful stint at Wittenberg University in Springfield, Ohio, where he had a 114-22 record and won the 1961 NCAA college division championship.

Mears took just one season to reverse Tennessee's fortunes. Inheriting a team that won just four games the previous year, the Vols won 13 Mears' first year and were recording 20-win seasons within three years.

His 21-year career record of 399-135 (.747) ranked second in the nation among active coaches at the time of his retirement. In his 15 seasons at Tennessee, Mears recorded a 278-112 (.713) record. During his time in Knoxville, the Vols won 20 or more games seven times, finished third or better in the SEC in 13 of his 15 seasons and won three SEC championships (1967, 1972 and 1977).

Under Mears' direction, Tennessee made seven postseason appearances. The Vols made three NCAA Tournament appearances, two National Invitation Tournament showings and participated in the now-discontinued Collegiate Commissioners Association meet.

Nine of his players went on to earn All-American honors, including three-time first-team All-American Bernard King and two-time first-team pick Ernie Grunfeld, perhaps the most famous duo in Tennessee history. The two-time Southeastern Conference Coach of the Year (1967 and 1977) saw one of his pupils named the SEC Player of the Year four times.

Mears was the ultimate showman. Not only did his teams provide plenty of excitement on the court, but there also was plenty of excitement around the game. Just before tipoff of games, he would have his team run through a giant wooden "T" onto the court. When the starting lineup were introduced, Tennessee was one of the first schools to have the lights in the arena dimmed and a spotlight placed on the Vol player. The pregame warmups featured Harlem Globetrotter hi-jinks, including an orange and white ball during passing drills. Additionally, Mears had a student dressed in a bear costume ride a unicycle and perform a pregame act to help create a festive atmosphere at the games.

A disciplinarian and stern taskmaster who also was the consummate entertainer, Mears was a study in contrasts. While he studied statistics, poring over diagrams while plotting strategy like a military general planning an attack, Mears also created an exciting environment at games that left Tennessee fans thirsting for more.

Mears was sidelined for the 1977-78 season and decided to retire from active coaching. During his absence, assistant coach Cliff Wettig stepped up as acting head coach for that season.

Mears passed away on June 11, 2007.



Don DeVoe
1978-89

When Tennessee began its search for a replacement for Ray Mears, Don DeVoe's name was one of the first to be mentioned.

A successful mentor at Virginia Tech, where he won a NIT championship, and at Wyoming where he quickly turned the Cowboys into one of the top Western Athletic Conference teams, DeVoe was given the task of keeping Tennessee as one of the top teams in the Southeastern Conference.

A 1964 graduate of Ohio State, DeVoe was a member of OSU's 1962 squad that featured Jerry Lucas and John Havlicek and finished runner-up in the NCAA Tournament. He later served as an assistant coach to Bobby Knight at Army. It was there that DeVoe learned the nuances of the sticky man-to-man defense that he became known for throughout his career.

DeVoe's first season at Tennessee was met with instant success. Taking a team that had struggled to an 11-16 record in 1977-78, he directed the Vols to a 21-12 record, an SEC Tournament championship and an appearance in the Sweet Sixteen in the NCAA Tournament.

Behind SEC Player of the Year Dale Ellis, DeVoe's 1981-82 squad won his best in Knoxville. The Vols tied with Kentucky for the SEC championship on their way to a 20-10 record and yet another NCAA Tournament appearance.

A three-time selection as the Southeastern Conference Coach of the Year, DeVoe led the Vols to nine postseason appearances in his 11 seasons in Knoxville. UT's streak of five consecutive NCAA Tournaments

(1979-83) was tied for the best in school history at that time. The second-winningest coach in UT history, DeVoe's 204-137 record trails only Ray Mears' 278 wins.

DeVoe left Tennessee following the 1988-89 season and spent the next campaign as an interim coach at Florida. There, he led the Gators to a 7-21 record. After taking over the helm of Navy's basketball program in 1992, DeVoe won his 500th career game during the 2002-03 season.

He retired from coaching following the 2003-04 campaign.



Wade Houston
1989-94

Denny Crum's top assistant coach at Louisville for 13 seasons, Wade Houston was named the 13th coach in Tennessee history prior to the 1989-90 campaign.

Houston, who grew up in Alcoa, Tenn., just 14 miles south of the Tennessee campus, helped Crum direct Louisville to 11 NCAA Tournaments, four Final Fours and two (1980 and 1986) national championships.

Houston's first season at Tennessee presented the challenge of replacing all five starters from a team that had gone 19-11 and received an invitation to the NCAA Tournament. In that rookie campaign, the Vols fashioned an impressive 16-14 record and appeared in the National Invitation Tournament.

In 1991, the Vols struggled to a 12-22 record but made an improbable run through the Southeastern Conference Tournament in Nashville. Drawing the ninth seed in the tournament, the Vols defeated Mississippi in the first round before upsetting top-seeded Mississippi State in the second round. After beating Georgia in the semifinals, an exhausted UT squad fell to Alabama in the championship game.

The 1992 season saw the Vols rebound to go 19-15, finish third in the Southeastern Conference and advance to the National Invitation Tournament. The next season, Houston's son, Allan, became the school's all-time leading scorer with 2,801 career points and was the 11th overall pick in the NBA Draft by the Detroit Pistons.

In his five seasons at Tennessee, Houston recorded a 65-90 record while leading the Vols to two appearances in postseason tournaments. He resigned his position late in the 1994 season.

On March 1, 2019, Tennessee head coach Rick Barnes announced the creation of the Wade Houston Leadership Award, presented annually after the season to the team member who best exemplified leadership, a team-first approach and exemplary work ethic.



Kevin O'Neill
1994-97

Tennessee basketball fans got a preview of the 14th coach in school history when Kevin O'Neill brought his Marquette squad to Knoxville to battle Duke in the Sweet Sixteen of the NCAA Tournament. After leading at halftime, Marquette fell to the eventual national runner-up, but made a lasting impression on Vol fans.

The high-energy O'Neill, whose wit, candor and basketball insight captivated fans around the Southeast, was charged with restoring the Vols to national prominence. With a legendary work ethic, O'Neill hit the recruiting trail to fill the Vols' roster with top players. One of his first recruiting scores came when Nashville's Brandon Wharton turned down several football scholarship offers to ink with the Vols prior to the 1995-96 season. Then, during the summer of 1995, McDonald's All-American Charles Hathaway committed to play for O'Neill's Vols. That commitment laid the groundwork for another prep All-American, C.J. Black, and eventually Isaiah Victor.

On the court, O'Neill's Vols used a stifling defense to frustrate opponents. In his three seasons at Tennessee, O'Neill recorded a 36-47 record and directed the Vols to an appearance in the 1996 National Invitation Tournament. Although he didn't get to enjoy the full fruits of his recruiting success before bolting to take a job at Northwestern following the 1996-97 season, O'Neill laid the groundwork to return Tennessee to the national power it was two decades earlier under Ray Mears.

After three seasons at Northwestern, O'Neill spent time as an NBA assistant coach. His post-Northwestern head-coaching stints included tenures with the NBA's Toronto Raptors (2003-04), the University of Arizona (interim coach in 2007-08) and University of Southern California (2009-13).



Jerry Green
1997-2001

Jerry Green came to Tennessee prior to the 1997-98 season fresh from resurrecting a floundering Oregon program and taking the Ducks to NCAA and NIT tournament berths. In his four seasons in Knoxville, he achieved the same level of success, and then some, with the Vols.

Green's first Tennessee squad in 1997-98 achieved the 20-victory plateau, his second won the Eastern Division championship of the Southeastern Conference and his third earned a share of the regular-season SEC crown.

His fourth year at Tennessee saw the Vols win 20 games for the fourth consecutive season and advance to the NCAA Tournament for the fourth time in as many years.

In four seasons at the helm of the Tennessee program, the former University of Kansas assistant coach directed the Vols to an 89-36 (.712) overall record and a 41-23 (.641) mark in SEC games. While Tennessee's school record for most wins in a season when he came to Knoxville was 22 (1985 and 1977), Green averaged 22.3 wins per year at UT.

For his efforts in guiding Tennessee to the most wins (26) in school history in 2000 and gaining a share of the SEC title for the first time since 1982, Green was named National Coach of the Year by CBS.Sportsline.com. He also was named the District VII Coach of the Year by the National Association of Basketball Coaches.

Green's memorable achievements during his reign at UT include leading the Vols to their third-ever Sweet Sixteen appearance, guiding his teams to two straight SEC Eastern Division titles, back-to-back 12-win SEC campaigns, a school-record six-game SEC road winning streak, four consecutive 20-win seasons and four straight NCAA Tournament bids.



Buzz Peterson
2001-05

A native of Asheville, N.C., whose father was a graduate of the University of Tennessee, Buzz Peterson grew up attending Vols athletic events.

Selected the North Carolina high school player of the year over Michael Jordan, he later teamed with Jordan to help lead North Carolina to the 1982 NCAA championship.

After learning the game under coaching legends such as Dean Smith, Bill Guthridge, Eddie Fogler and Roy Williams, Peterson embarked on a successful coaching career that included stops at Appalachian State, East Tennessee State, NC State and Vanderbilt before landing his first head-coaching gig at Appalachian State. After leading the Mountaineers to three Southern Conference division championships in four seasons, he moved to Tulsa where he directed the Golden Hurricane to the 2001 National Invitation Tournament title.

In four seasons at Tennessee, Peterson led the Vols to postseason appearances in 2003 and 2004 while posting a 61-59 record. In 2003 he directed the Vols to their first win over an opponent ranked in the top five in more than a decade when UT defeated fourth-ranked Florida 66-59. Several of his players earned regional and national honors under his tutelage. Ron Slay was named the SEC Player of the Year in 2003 after leading the league with 21.2 points per game. Two Vols were selected in the 2002 NBA Draft, including lottery pick Marcus Haislip.

Peterson went on to serve as head coach at Coastal Carolina (2005-07), Appalachian State (2009-10) and UNC Wilmington (2010-14).



Bruce Pearl
2005-11

Having arrived on Rocky Top following successful head coaching stints at Division II Southern Indiana (1992-2001) and Wisconsin-Milwaukee (2001-05), Bruce Pearl presided over the most successful six-year period in the storied history of Tennessee basketball.

With the longtime Dr. Tom Davis pupil patrolling the bench, the Volunteers pushed aside perennial powerhouses Kentucky and Florida while asserting themselves as the SEC's winningest program during his tenure.

Tennessee under Pearl averaged more than 24 wins per season, earned the nation's No. 1 ranking for the first time in program history, boasted an average year-end RPI of 17.2 and never failed to make the

NCAA Tournament—tying a school-record with six consecutive berths in the Big Dance.

In SEC annals, Pearl's 145 victories rank 31st all-time, while his .704 win percentage stands as the ninth-best in league history. Such dominant success within one of the nation's premier college basketball conference also yielded three SEC Eastern Division titles and the 2008 regular-season SEC championship.

With Pearl at the helm, Tennessee had a record of .500 or better against 10 of its 11 SEC rivals, and UT's 65 regular-season SEC wins from 2006-11 led the league.

Tennessee ranked in the top five nationally in average home attendance in each of Pearl's six seasons, and he also lured a pair of top-10 recruiting classes to UT.

The Vols under Pearl sought out non-conference matchups with the most prominent teams and players on the collegiate landscape. During his time in Knoxville, the Vols defeated Kevin Durant and Texas, Derrick Rose and Memphis, Greg Monroe and Georgetown, Matt Bouldin and Gonzaga, Sherron Collins and Luke Aldrich of Kansas and Ohio State with National Player of the Year Evan Turner. That's in addition to logging SEC wins against future NBA standouts such as John Wall, Ronnie Brewer, Glen Davis, Al Horford and Rajon Rondo.

Twice in the Sharon, Mass., native's last four years as coach, UT landed in the top 10 in the *final* national rankings, with a high of No. 5 after logging a school-record 31 wins in 2007-08.

Pearl took over as Auburn's head coach prior to the 2014-15 season.



Cuonzo Martin
2011-14

Cuonzo Martin (*pronounced: KAHN-zo*) led the Volunteers to a 63-41 record during his three years guiding the UT program.

The East St. Louis, Ill., native starred at Purdue under legendary coach Gene Keady before being selected in the 1995 NBA Draft.

Martin's arrival at UT was preceded by three successful seasons as head coach at Missouri

State (2009-11).

In his first year with the Vols, the Big Orange were picked in the preseason to finish 11th in the then-12-team SEC. But Martin led Tennessee to a 10-6 conference record and a second-place SEC finish.

The 2012-13 season saw Martin lead Tennessee to 20 wins, as well as victories in each of the team's final nine regular-season games (for the second straight year).

Martin also joined Jerry Green and Bruce Pearl as the only UT head coaches to lead the Vols to victories over at least three AP Top-25 teams in each of their first two seasons on Rocky Top. Those triumphs included wins over Wichita State, eighth-ranked Florida and a 30-point victory over Kentucky that marked UT's largest-ever margin of victory against the Wildcats.

In Martin's third and final season at Tennessee, the Volunteers totaled 24 wins, earned the program's first NCAA Tournament berth since 2011 and advanced all the way from the "First Four" in Dayton to the Sweet Sixteen.

He accepted the head coaching position at Cal in April 2014. After three seasons with the Golden Bears, he was named head coach at Missouri in March 2017.



Donnie Tyndall
2014-15

After averaging more than 21 wins during his eight-year head coaching career—including an unprecedented 56-17, championship-winning two-year run at Southern Miss—Donnie Tyndall was tabbed to lead the Tennessee program on April 22, 2014.

Tyndall's lone Tennessee squad was among the youngest and least experienced in the nation—boasting only four returning scholarship players and just one player who had ever scored in double figures in an SEC game. Due to injuries, the Vols entered SEC play with just nine healthy scholarship players.

Despite its challenges, that 2014-15 Tennessee team finished 16-16 overall, and its 10th place SEC finish was three spots better than where the team was picked to finish in the preseason. The Vols defeated a pair of top-20 opponents in No. 15 Butler and No. 19 Arkansas, and senior point guard Josh Richardson earned first-team All-SEC honors from both



the Associated Press and the league's head coaches and was selected 40th overall by the Miami Heat in the 2015 NBA Draft.

Tyndall was later an assistant coach with Raptors 905 and the Grand Rapids Drive of the NBA G League before being named head coach of the Drive in July of 2019.



Rick Barnes
2015-Present

Rick Barnes, the most decorated and accomplished head coach in school history, was handed the reins to the men's basketball program on March 31, 2015.

Barnes' first Tennessee squad featured a roster with an average height of 6-4, and the Vols lost their leading scorer, senior point guard Kevin Punter Jr., to injury in mid-February. Despite those challenges, Barnes guided the 2015-16 Volunteers to 15 wins and impressive victories over rivals Florida, Kentucky and Vanderbilt.

In 2016-17, Barnes took another undersized roster that featured only three upperclassmen and exceeded preseason expectations, as well as the previous year's overall and SEC win totals.

He led the Vols to an SEC Championship in just his third year at the helm. Tennessee was picked to finish 13th in the 14-team SEC prior to the 2017-18 campaign, but Barnes and his staff not only guided the Big Orange to the conference crown, but also to the title game of the SEC Tournament, a No. 3 seed in the NCAA Tournament and a 26-9 record (third-most wins in program history). Barnes was named the 2018 SEC Coach of the Year and was runner-up for Naismith College Coach of the Year.

Barnes finally captured that Naismith College Coach of the Year Award after guiding Tennessee to a school-record-tying 31 wins and a Sweet Sixteen appearance in 2018-19. The Vols also authored a program-record 19-game win streak, logged three wins over top-five opponents and spent a month ranked atop both major Top 25 polls.

Tennessee spent the entire 2018-19 season ranked in the top 10 and earned a year-end ranking of No. 5 in the coaches' poll. That team set single-season school records for assists and blocks and was the first UT team to score more than 3,000 points.

Barnes coached power forward Grant Williams to unanimous consensus first-team All-America honors in 2019 and became the first player since 1995 to be named SEC Player of the Year in back-to-back seasons.

During the 2019-20 season, Barnes reached a pair of individual milestones. He logged his 700th career head coaching win—making him the 22nd coach ever to log 700 Division I victories—as well as his 100th triumph as Tennessee's head coach.

Barnes added a 25th career NCAA Tournament appearance and two more first-round NBA Draft picks to his resume during the 2020-21 season, as Keon Johnson and Jaden Springer were selected No. 21 and No. 28, respectively.

The highlight of Barnes' seventh season at UT—which was capped by a fourth consecutive NCAA Tournament appearance—was the Vols' three straight victories in Tampa, Florida, to capture the program's first SEC Tournament championship in 43 years. Tennessee spent that entire 2021-22 campaign ranked in the top 25, defeated four top-10 opponents and finished with a 27-8 record.



Bill Gibbs
Assistant Coach, 1962-64

When Ray Mears was named the head coach at Tennessee in the spring of 1962, he quickly tabbed Bill Gibbs, who was then coaching at Fairborn (Ohio) High School, as his assistant coach.

Early in their first season at UT, when Mears fell ill with physical and emotional exhaustion, it was Gibbs whom acting athletic director Bowden Wyatt asked to fill in.

After starting league play with two losses in their first three SEC games, things were not looking good for the Vols, as they had to travel to league-power Kentucky. Behind All-American Cotton Nash, the Wildcats raced to a 15-point lead, but the Vols rallied behind Tommy Wilson's 28 points for a 78-69 upset.

The Vols struggled for consistency during the 1962-63 season but managed some big wins under Gibbs. UT also knocked off league-leader and ninth-ranked Auburn, and then completed the season sweep of Kentucky with a 63-55 win in Knoxville.

Mears returned for the 1963-64 season, and Gibbs went back to his role as assistant after building a reputation as one of the bright young coaches in the field.

Gibbs, in his second season at Tennessee, had just finished giving the scouting report for the Vols' game at Florida on the morning of Feb. 3, 1964, when he boarded a plane for another scouting assignment against Auburn. The small commuter plane bound for Jacksonville, Fla., crashed shortly after takeoff, killing Gibbs and the eight others aboard.

His name lived on for several decades at the University of Tennessee, where one of the dormitories that was used by several student-athletes, Gibbs Hall, bore his name. The building was finally razed in 2014 to make room for a new, more modern facility (Stokely Hall opened in Jan. 2017).

ALL-TIME RECORD BREAKDOWN

Year	Overall		SEC		Finish	Captain(s)
	W	L	W	L		
1908-09	2	5	-	-	-	Nathan W. Dougherty
1909-10	7	8	-	-	-	Solon S. Kipp
A.A. Stone (7-9, .438)						
1910-11	7	9	-	-	-	Earl F. Ketchen
Zora Clevenger (50-14, .781)						
1911-12	5	5	-	-	-	A. E. Leonhardt
1912-13	9	5	-	-	-	Victor H. Klein
1913-14	15	2	-	-	-	Victor H. Klein
1914-15	9	2	-	-	-	Malcolm McSpadden
1915-16	12	0	-	-	-	B. J. Greenwood
John R. Bender (29-15, .659)						
1916-17	10	5	-	-	-	Joseph Jacobs
R.H. Fitzgerald (5-15-1, .238)						
1917-18	3	9-t1	-	-	-	Dan B. Wexler
1918-19	2	6	-	-	-	Frank Callaway
John R. Bender (29-15, .659)						
1919-20	11	3	-	-	-	Henry R. Bell
1920-21	8	7	-	-	-	Conrad Troutman
M.B. Banks (52-33-1, .605)						
1921-22	12	7-t1	-	-	-	Palmer Janes
1922-23	15	2	-	-	-	Howard Johnson
1923-24	10	8	-	-	-	Bill Hatcher
1924-25	6	8	-	-	-	Earl Keister
1925-26	9	8	-	-	-	Billy Harkness
W.H. Britton (80-73, .523)						
1926-27	7	12	-	-	-	Jim Cooley
1927-28	0	12	-	-	-	Elvin Butcher
1928-29	11	5	-	-	-	Harry B. Sharpe
1929-30	13	4	-	-	-	Bobby Dodd, Charles Lucas
1930-31	11	10	-	-	-	Maurice Corbitt, Hugh Faust
1931-32	8	7	-	-	-	Claude Reeder
1932-33	9	11	3	7	T-10th	Powell McWhirter
1933-34	10	7	3	5	8th	Albert Kirk
1934-35	11	5	7	4	3rd	Harry Anderson
Blair Gullion (47-19, .712)						
1935-36	15	6	8	4	3rd	Harry Anderson
1936-37	17	5	7	1	2nd	Floyd Marshall
1937-38	15	8	7	4	5th	Alvin Rice
John Mauer (127-41, .756)						
1938-39	14	7	6	5	8th	Charles Higdon, Byrl Logan
1939-40	14	7	7	3	2nd	Gilbert Huffman
1940-41	17	5	8	3	3rd	Frank Thomas
1941-42	19	3	7	1	1st	Bernie Mehen
1942-43	14	4	6	3	3rd	Paul Herman
1943-44	World War II — No Team					
1944-45	18	5	8	2	T-1st	Garland O'Shields
1945-46	15	5	8	3	3rd	Garland O'Shields
1946-47	16	5	10	3	3rd	Ted Cook, Dick Mehen
Emmett Lowery (169-110, .606)						
1947-48	20	5	10	2	3rd	Marshall Hawkins
1948-49	19	7	8	3	3rd	Paul Walther
1949-50	15	11	5	6	7th	Art Burris
1950-51	10	13	5	9	10th	Game Captains
1951-52	13	9	7	7	T-6th	Tommy Bartlett
1952-53	13	8	7	6	4th	Hank Bertelkamp
1953-54	11	12	7	7	T-6th	Bill Hall
1954-55	15	7	8	6	5th	Ed Wiener
1955-56	10	14	6	8	T-6th	Carl Wisdeth
1956-57	13	9	5	9	9th	Herman Thompson
1957-58	16	7	8	6	T-5th	Leon Ammerman
1958-59	14	8	8	6	T-5th	Gene Tormohlen
John Sines (26-45, .366)						
1959-60	12	11	7	7	T-6th	Dalen Showalter
1960-61	10	15	4	10	T-11th	Glenn Campbell
1961-62	4	19	2	12	12th	Howie Moss, John Martin
Ray Mears (278-112, .713)						
1962-63	13	11	6	8	7th	Jerry Parker
1963-64	16	8	9	5	T-2nd	Sid Elliott
1964-65	20	5	12	4	2nd	A. W. Davis
1965-66	18	8	10	6	T-3rd	L. McIntosh, H. Bayne
1966-67	21	7	15	3	1st	Ron Widby

Year	Overall		SEC		Finish	Captain(s)
	W	L	W	L		
1967-68	20	6	13	5	2nd	Tom Hendrix
1968-69	21	7	13	5	2nd	Bill Justus
1969-70	16	9	10	8	5th	Bobby Croft
1970-71	21	7	13	5	2nd	Jimmy England
1971-72	19	6	14	4	T-1st	Lloyd Richardson
1972-73	15	9	13	5	T-2nd	Larry Robinson
1973-74	17	9	12	6	3rd	Len Kosmalski
1974-75	18	8	12	6	T-3rd	Rodney Woods
1975-76	21	6	14	4	2nd	Doug Ashworth
1976-77	22	6	16	2	T-1st	Ernie Grunfeld, Mike Jackson
Cliff Wettig (11-16, .407)						
1977-78	11	16	6	12	T-7th	Johnny Darden
Don DeVoe (204-137, .598)						
1978-79	21	12	12	6	2nd	Johnny Darden
1979-80	18	11	12	6	T-3rd	Game Captains
1980-81	21	8	12	6	3rd	Game Captains
1981-82	20	10	13	5	T-1st	Game Captains
1982-83	20	12	9	9	T-4th	Game Captains
1983-84	21	14	9	9	6th	Game Captains
1984-85	22	15	8	10	T-7th	Game Captains
1985-86	12	16	5	13	8th	Game Captains
1986-87	14	15	7	11	T-8th	Game Captains
1987-88	16	13	9	9	6th	Game Captains
1988-89	19	11	11	7	T-4th	Game Captains
Wade Houston (65-90, .419)						
1989-90	16	14	10	8	T-4th	Game Captains
1990-91	12	22	3	15	T-8th	Game Captains
1991-92	19	15	8	8	3rd (East)	Game Captains
1992-93	13	17	4	12	6th (East)	Game Captains
1993-94	5	22	2	14	6th (East)	Game Captains
Kevin O'Neill (36-47, .434)						
1994-95	11	16	4	12	6th (East)	Game Captains
1995-96	14	15	6	10	T-5th (East)	Steve Hamer
1996-97	11	16	4	12	6th (East)	Game Captains
Jerry Green (89-36, .712)						
1997-98	20	9	9	7	3rd (East)	Game Captains
1998-99	21	9	12	4	1st (East)	Game Captains
1999-00	26	7	12	4	T-1st (East)	Game Captains
2000-01	22	11	8	8	4th (East)	Game Captains
Buzz Peterson (61-59, .508)						
2001-02	15	16	7	9	4th (East)	Game Captains
2002-03	17	12	9	7	4th (East)	Ron Slay, Jon Higgins
2003-04	15	14	7	9	T-5th (East)	Crump, Watson
2004-05	14	17	6	10	5th (East)	Crump, McFadgon, Watson
Bruce Pearl (145-61, .704)						
2005-06	22	8	12	4	1st (East)	Asumnu, Watson, Wingate
2006-07	24	11	10	6	T-2nd (East)	Bradshaw, Lofton
2007-08	31	5	14	2	1st (East)	Lofton, J. Smith, Howell
2008-09	21	13	10	6	T-1st (East)	Tyler Smith, Wayne Chism
2009-10	28	9	11	5	3rd (East)	Wayne Chism, J.P. Prince
2010-11	19	15	8	8	5th (East)	Goins, Pearl, Williams
Cuonzo Martin (63-41, .606)						
2011-12	19	15	10	6	T-2nd	Cameron Tatum
2012-13	20	13	11	7	5th	Game Captains
2013-14	24	13	11	7	4th	Game Captains
Donnie Tyndall (16-16, .500)						
2014-15	16	16	7	11	10th	Moore, Richardson
Rick Barnes (150-81, .628)						
2015-16	15	19	6	12	12th	Game Captains
2016-17	16	16	8	10	9th	Game Captains
2017-18	26	9	13	5	T-1st	Game Captains
2018-19	31	6	15	3	T-2nd	Game Captains
2019-20	17	14	9	9	8th	Game Captains
2020-21	18	9	10	7	4th	Game Captains
2021-22	27	8	14	4	T-2nd	Game Captains
Seasons: 113						
Overall: 1,692-1,075-2 (.649) SEC: 777-592 (.568)						

ASSISTANT COACHES

Aberdeen, Stuart — Associate coach 1966-77
 Ammerman, Leon — Freshman coach 1958-59
 Barnhill, J.H. — Freshman coach 1932-36
 Bartlett, Tommy — Freshman coach 1962-63; Assistant coach 1963-66
 Benson, Chuck — Assistant coach 1993-94, 2003-05
 Braden, Beau — Assistant coach 2014-15
 Brown, Al — Assistant coach 1991-93
 Bryan, Fred — Assistant coach 1987-89
 Burton, Bob — Assistant coach 1978-86
 Byers, Jack — Volunteer coach 1980-81; Assistant coach 1981-84
 Carter, Bobby — Freshman coach 1961-62
Clark, Rod — Assistant coach 2021-present
 Comunale, Frank - Assistant coach 1974-76
 Conroy, Ed — Director of operations 2001-03; Assistant coach 2003-05
 Crawford, Coleman — Assistant coach 1986-89
 Crowell, Carelton — Assistant coach 1948-50
 Crum, Steve — Assistant coach 1989-91, 1992-93; Administrative assistant 1991-92
 Daniel, Al — Assistant coach 2001-03; Director of operations 2003-05
 Davis, A.W. — Assistant freshman coach 1969-70; Assistant coach 1970-75
 Deaton, Tom — Assistant coach 1976-80
 Edgar, Scott — Assistant coach 2005-06
 English, Kim — Assistant coach 2019-21
 Ferguson, Chris — Assistant coach 1997-03; Associate head coach 2003-05
 Fertig, Jack — Assistant coach 1980-87
 Forbes, Steve — Assistant coach 2006-11
 Frank, Lawrence — Assistant coach 1994-97
Gainey, Justin — Assistant coach 2021-22; Associate head coach 2022-present
 Gentry, Bob — Freshman coach 1957-58
 Gibbs, Bill — Assistant coach 1962-64
 Griffin, Mark — Assistant coach 1993-94
 Harkness, William S. Jr. — Freshman coach 1928-32
 Harrell, Frank — Junior varsity coach 1976-77; Assistant coach 1977-78
 Harris, Jon — Assistant coach 2011-14
 Hatfield, Sid — Assistant coach 1967-70
 Hobt, A.W. — Assistant coach 1921-26
 Hunt, Michael — Assistant coach 1994-97
 Jones, Tony — Associate head coach 2005-11
 Keating, Kerry — Assistant coach 2001-03
 Lanier, Rob — Associate head coach 2015-19
 Little, Elvin — Freshman coach 1954-55
 Lockwood, Dean — Assistant coach 1986-91
 Loveless, Bill — Freshman coach 1955-56
 Martin, Ray — Assistant coach 1989-93
 McKinnie, Silas — Assistant coach 1993-94
 McMillian, Craig — Assistant coach 1994-96
 Morris, Marty — Assistant coach 1971-74
 Neff, Herb — Freshman coach 1956-57
 Ogden, Chris — Assistant coach 2015-16
 Oliver, Desmond — Assistant coach 2015-21
 Parker, Jerry — Freshman coach 1964-66; Assistant coach 1966-67
 Patterson, Ralph — Assistant coach 1959-62
 Pauley, Eric — Assistant coach 1997-01
 Pinkins, Al — Assistant coach 2014-15
Polinsky, Gregg - Assistant coach 2022-present
 Risser, Bob — Freshman coach 1959-60
 Samuels, Byron — Assistant coach 1997-01
 Schmidt, Billy — Assistant coach 1996-97
 Schrieter, Ray — Assistant coach 1984-86
 Schwartz, Michael — Assistant coach 2016-19; Associate head coach 2019-22
 Shay, Jason — Assistant coach 2005-11
 Shumate, Chris — Assistant coach 2014-15
 Sines, John — Assistant coach 1951-59
 Stevens, Bob — Assistant coach 1978-82
 Webster, Tracy — Assistant coach 2011-12; Associate head coach 2012-14
 Wettig, Cliff — Assistant coach 1975-77; Associate coach 1977-78
 Williams, Kent — Assistant coach 2011-14
 Wright, Bill — Freshman coach 1960-61

ADMINISTRATIVE ASSISTANTS

Bennett, Hershel — Administrative assistant 1992-94
 Benson, Chuck — Administrative assistant 1994-95
 Boyle Tad — Administrative assistant 1997-98
 Buckner Carolyn — Administrative assistant 1990-94
 Cole, Beth — Administrative assistant 1997-99
 Collazo, Liz — Administrative assistant 1994-97
 Condon, Kyle — Assistant to the head coach, 2015-19
 Fall, Greg — Administrative assistant 1996-97

Grant, Ray — Administrative assistant 1998-01
 Harper, Janice — Administrative assistant 1999-2012
 Hetzel, Debbie — Administrative assistant 1987-90
 Igar, Maria — Administrative assistant 1977-89
 Moseley, Denise — Administrative assistant 1994-97
 Pancratz, Mark — Assistant to the head coach 2009-11
 Poole, I.J. — Assistant to the head coach 2019-21
Reynolds, Janet — Administrative assistant 2001-present
 Swarengen, Clarence — Administrative assistant 2003-05
 Tipton, Betty — Administrative assistant 1997-2001
 Walton-Allen, Marzella — Administrative assistant 1992-95
 Williamson, Joy — Administrative assistant 1989-94

ATHLETIC TRAINERS

Bradshaw, Tom — Assistant trainer 1975-76
 Click, Mike "Moe" — Associate trainer 1993-96
 Mullins, Leroy — Associate trainer 1973-74
Newman, Chad — Graduate assistant 1997, Assistant athletic trainer 1998-00; Associate athletic trainer 2001-09; Senior associate athletic trainer 2010-2012; Associate director of sports medicine 2012-present
 Rollo, Mike — Assistant trainer 1977-85; Associate trainer 1986-92
 Wall, Tom — Assistant trainer 1969-73

DIRECTORS OF BASKETBALL OPERATIONS

Conroy, Ed — Director of operations 2001-03
 Daniel, Al — Director of operations 2003-05
Eggert, Mary-Carter — Director of operations 2015-present
 Fancher, Houston — Director of operations 2011-13
 Harris, Marco — Director of operations 2013-14
 Johnson, Ken — Director of operations 2005-11
 Phelps, Justin — Director of operations 2014-15

RECRUITING

Campbell, Lucas — Director of recruiting 2022-present

STUDENT-ATHLETE/PLAYER DEVELOPMENT

Burton, J.T. — Director of player development 2014-15
 Davis, Riley — Director of player development 2017-18
 Goporo, Aubin — Director of student-athlete development 2017-20
 Harris, Marco — Student-athlete welfare coordinator 2011-13
Lentz, Bryan — Video coordinator/Director of player development 2018-21; Director of player development 2021-present
 McDonald, Ken — Director of student-athlete development 2020-22

MEDIA RELATIONS DIRECTORS/SIDS

Ford, Bud — Assistant sports information director 1966-1985
 Grim, David — Assistant sports information director 1988-1991; Associate sports information director 1991-2000
 Harris, Haywood — Sports information director 1961-65
 Manning, Gus — Sports information director 1951-60
 Musser, Tucker — Sports information director 1948-50
 Nelson, Lindsey — Sports information director 1951
 Pinkerton, Craig — Assistant sports information director 2000-02; Associate sports information director 2002-08
Satkowiak, Tom — Associate sports information director 2008-10; Associate media relations director 2010-16; Assistant athletic director for communications 2016-19; Associate athletic director of communications 2019-present
 Whitworth, Mark — Assistant sports information director 1986-88


STRENGTH & CONDITIONING COACHES

Bailey, Dan — Assistant strength and conditioning coach 1995
 Brown, Brian — Assistant strength and conditioning coach 2000
 Christopher, Nicodemus — Associate strength and conditioning coach 2012-14
 Hobby, Marion — Assistant strength and conditioning coach 1999
 Lindsey, Robert — Assistant strength and conditioning coach 1994
Medenwald, Garrett — Associate strength and conditioning coach 2015-19; Director of sports performance 2019-present
 Moore, Roderick — Assistant strength and conditioning coach 2001-04
 Moyer, Todd — Associate strength and conditioning coach 2014-15
 Ollison, Tony — Assistant strength and conditioning coach 1996-98
 Wills, Troy — Assistant strength and conditioning coach 2004-12

VIDEO COORDINATORS

Davis, Riley — Video coordinator 2015-17
 Fancher, Houston — Coordinator of video scouting 2011
 Lentz, Bryan — Video Coordinator/Director of player development 2018-21
 Pancratz, Mark — Video coordinator 2008-09; Assistant to the head coach 2009-11; Coordinator of video scouting 2011-13
 Proffitt, Ty — Video coordinator 2014-15
Schapker, Luke — Video Coordinator 2020-22; Director of video and analytics 2022-present





The 1924-25 Tennessee Volunteers

1903

Basketball first appeared on campus when students organized the first class teams and battled for the school championship.

1907-08

Nathan Dougherty captained a squad composed of Howard Sandberg, L.W. McCowan, M.G. Smith, Solon Kipp, Benton White and manager Clarence Daniels in its first varsity basketball game, a 10-20 loss at the Asheville YMCA on Jan. 22, 1908. Five days later, UT earned its first victory, a 55-16 win over TSD.

1909-10

The first varsity basketball game was played at Knoxville when the Vols hosted Central University of Kentucky at Danville at the University YMCA on Dec. 16, 1909.

1913-14

Lum Reeder, considered to be the first star player at Tennessee, scored 41 points in a 49-16 win over Maryville College on Jan. 17, 1914. Reeder, who was one of the first players to use a one-handed jump shot, scored 27 points in his first game at UT as a freshman in 1913-14.

1920-21

In February of 1921, Tennessee joined the Southern Intercollegiate Athletic Conference as a charter member.

1922-23

Tennessee got its first on-campus facility when Jefferson Hall was built at the corner of Cumberland and 15th.

1929-30

Maurice Corbitt and Bobby Dodd became Tennessee's first all-conference selections when they were named to the first and second team All-Southern Conference Tournament squads, respectively.

1932-33

In December 1932, 13 members of the Southern Conference joined to form the Southeastern Conference. The Vols also got new digs when Alumni Memorial Gym opened on the southern slopes of The Hill, just north of the football stadium.

1935-36

With wins over Auburn and Kentucky in the first two rounds, Harry Anderson led the Vols to a 29-25 win over Alabama in the championship game of the SEC Tournament to give the Vols their first conference championship. Anderson became UT's first All-America selection when Converse made him a second-team pick.

1939-40

Bernie Mehen became the first Vol to earn first-team All-America honors.

1941-42

On its way to its second SEC championship, Tennessee defeated top-ranked Long Island University, 36-33, at the Sugar Bowl Classic in New Orleans. The win ended LIU's 23-game winning streak.

1942-43

John Mauer's Vols won their second SEC championship in three seasons with a 33-30 win over Kentucky in the conference tournament's championship game.

1942-43

Due to World War II, Tennessee did not sponsor a team in 1942-43.

1944-45

Seventeen-year-old freshman Paul Walther earned first team All-America honors thanks, in part, to a 21-point performance against New York University at Madison Square Garden. The Vols appeared in the NIT, bowing to Rhode Island 44-51.

1947-48

In his first season at the helm of the program, Emmett Lowery led the Vols to a 20-5 record, the first 20-win season in school history.

1949-50

Tennessee upset second-ranked Kentucky and ended the Wildcats' 67-game conference winning streak with a 66-53 win at Alumni Memorial Gym.

1951-52

Herb Neff pulled down a school-record 36 rebounds against Georgia Tech, a mark that still stands as the most in UT and SEC history.

1954-55

Ed Weiner became just the third player to score 1,000 or more career points and earned first team All-America honors.

1955-56

Carl Widseth set a then-school record with 47 points in a late-season game against Auburn.

1956-57

The Vols opened the season with a 114-106 win at Furman, setting a then-school record for points in a game.

1958-59

Tennessee opened Armory-Fieldhouse with a 72-71 win over Wyoming on a late jumper by Kenny Coulter. Gene Tormohlen was named first team All-America after finishing his three-year career with 1,113 rebounds.

1959-60

John Sines, who spent eight years as an assistant to Emmett Lowery, became the first assistant in UT history to be promoted to head coach. Sines led the Vols to their first win over Kentucky in Lexington since 1939 with a 65-63 victory to end the season.

1962-63

Ray Mears was named head coach, ushering in one of the most successful eras in school history.

1963-64

Danny Schultz earned first-team All-America honors.

1964-65

A.W. Davis, whose nickname was "The Man With The Golden Arm," earned first-team All-America honors.

1965-66

Austin "Red" Robbins earned first-team All-America honors.

1966-67

The Vols moved into Stokely Athletics Center, their sixth home floor since 1909. The Fearless Five (Ron Widby, Tom Hendrix, Tom Boerwinkle, Bill Justus and Billy Hann) led the Vols to a 21-7 record and the SEC championship. Multi-sport star Widby earned first team All-America honors and was named SEC Player of the Year. Widby set a then-school record that stood for 20 years with 50 points against LSU. Ray Mears became the first UT coach to earn SEC Coach of the Year. The Vols won the inaugural Volunteer Classic with victories over Auburn and Clemson and also received their first invitation to the NCAA Tournament.

1967-68

Tom Boerwinkle earned first-team All-America honors while leading UT to a second-place finish in the SEC with a 20-6 overall mark and a 13-5 record in league play.

1968-69

Bill Justus led the nation with his 90.5 free-throw percentage and earned first-team All-America honors. The Vols became the first SEC team to qualify for the National Invitation Tournament since the early 1950s.

1969-70

The Vols opened the season with a 55-54 win over No. 1-ranked South Carolina in Columbia.

1970-71

Jimmy England earned first-team All-America honors while leading the Vols to their second NIT appearance in three seasons.

1971-72

The Vols won their second SEC championship under the direction of Ray Mears with a 19-6 overall and 14-4 SEC record. Mike Edwards was named SEC Player of the Year after averaging 19.4 points per game. Larry Robinson became the first African-American player to play for Tennessee.

1972-73

Tennessee finished in a three-way tie for second place in the SEC after falling 81-86 at Kentucky in the season finale. The Vols, who finished just one game behind the Wildcats, voted not to accept an invitation to the NIT soon after the loss in Lexington.

1973-74

Freshman forward Ernie Grunfeld burst onto the scene to lead the Vols with 17.4 points per game, earning first-team all-conference honors. UT received an invitation to the new Conference Commissioners Association Tournament, where it fell to 10th-ranked Indiana, 71-73. In early April, David Moss, a promising freshman on the junior varsity and occasionally on the varsity, underwent surgery to amputate his left leg after cancer had been discovered. After a quick recovery, Moss returned as a student assistant coach.

1974-75

Freshman Bernard King joined with Ernie Grunfeld to form the "Ernie & Bernie Show." King, who earned first-team All-America honors and was the SEC Player of the Year, scored 42 points in his first career game at Tennessee and went on to average 26.4 points, a school record that still stands. An 18-8 record secured a bid to the National Commissioners Invitational Tournament.

1975-76

The "Ernie & Bernie Show" brought Ray Mears his second NCAA Tournament appearance, while both players netted first-team All-America honors. For the second year in a row, King was named SEC Player of the Year, while Grunfeld's 25.3 points led the league.

1976-77

The Vols won their third Southeastern Conference championship under Ray Mears as the Ernie & Bernie era came to an end. Both players earned first-team All-America acclaim while sharing SEC Player of the Year honors. Mears was named the SEC Coach of the Year for the second time in his career. The Vols made their third NCAA Tournament appearance but lost to 10th-ranked Syracuse in the first round.

1977-78

Cliff Wettig served as acting coach for Ray Mears, who was unable to coach because of nervous exhaustion. The losses of Bernard King, Ernie Grunfeld and Mike Jackson helped contribute to Tennessee's first losing season since 1961-62.

1978-79

In Don DeVoe's first season at the helm of the Tennessee program, the surprising Vols rebounded from their first losing season since the early 1960s to post a 21-12 record and win the SEC Tournament championship with a 75-69 overtime win over Kentucky. First-team All-American Reggie Johnson led the Vols to the NCAA Tournament, where they fell to top-seeded Notre Dame in the second round.

1979-80

Reggie Johnson became the third Vol to win first-team All-America honors more than once in his career. The Vols made another appearance in the NCAA Tournament following an 18-11 year.

1980-81

Don DeVoe earned SEC Coach of the Year honors after directing the Vols to a 21-8 record and the Regional Semifinals of the NCAA Tournament. During the season, the Vols won the Sugar Bowl Classic with wins over Arizona State and Duke.

OUTLOOK

PLAYERS

STAFF

REVIEW

RESULTS

RECORDS

HONORS

POSTSEASON

VOLMANAC

MEDIA INFO



1981-82

The Vols set a school record with their 54.2 field goal percentage en route to making their fourth consecutive NCAA Tournament appearance. Tennessee's 20-10 overall record and 13-5 SEC mark brought the school its seventh SEC championship. Junior Dale Ellis earned first-team All-America honors and was the SEC Player of the Year after ranking second in the nation in field-goal percentage with a 65.4 accuracy rate.

1982-83

Tennessee made its school-record fifth NCAA Tournament appearance in a row, advancing to the second round before being eliminated by the No. 1 seed for the third consecutive year. Dale Ellis earned first-team All-America honors and was the SEC Player of the Year for the second year in a row. Ellis became just the third Vol to reach the 2,000-point plateau.

1983-84

The Vols won the 1,000th game in school history with an 83-59 win over Ole Miss. Tennessee appeared in the NIT, advancing to the quarterfinals.

1984-85

The Vols posted a 22-15 record that was highlighted by a 12-game home winning streak. Tennessee appeared in the NIT, its seventh straight postseason tournament appearance.

1985-86

Tony White led the SEC in scoring with 22.2 points per game while earning first-team all-conference honors. Rob Jones set a school record for games played at 130.

1986-87

Tony White was named SEC Player of the Year while leading the SEC in scoring with 24.5 points per game. He set Tennessee's single-game scoring record when he dropped 51 points in a win over Auburn on Feb. 14, 1987.

1987-88

Tennessee opened Thompson-Boling Arena with an impressive 82-56 win over Marquette. UT ranked third nationally in attendance, averaging more than 20,000 fans per game. The Vols returned to postseason action with an appearance in the NIT. For the third year in a row, a Vol led the SEC in scoring when Dyron Nix averaged 22.2 points per game.

1988-89

Honorable mention All-America selection Dyron Nix averaged 21.6 points in leading the Vols back to the NCAA Tournament.

1989-90

Wade Houston was named the 13th head coach in Tennessee history—also becoming the first black head coach in SEC basketball history—and promptly led a team that featured seven freshmen and no returning starters to the NIT.

1990-91

Entering the SEC Tournament with just nine regular-season wins, the Vols won three games in as many days at the league tournament before falling to Alabama in the championship game. Allan Houston, the SEC Tournament MVP, earned honorable mention All-America honors.

1991-92

The Vols received their 15th postseason invite in 19 years when the NIT extended an invitation.

1992-93

Allan Houston became Tennessee's all-time leading scorer with 2,801 career points. Lang Wiseman was named the SEC's male student-athlete of the year.

1994-95

In his first season as UT's head coach, Kevin O'Neill more than doubled the wins from the previous season.

1995-96

Playing one of the nation's toughest schedules, UT returned to postseason play with an appearance in the NIT. Steve Hamer set an SEC Tournament record with a 31-point, 21-rebound performance against Alabama.

1997-98

The Vols returned to the NCAA Tournament in Jerry Green's first season as head coach.

1998-99

Tennessee won its first SEC Eastern Division title since divisional play began in 1992. UT went 14-1 at Thompson-Boling Arena, the best home record in arena history at that time.

1999-2000

One of the most successful seasons in school history, the Vols won a then-school-record 26 games and advanced to the Sweet Sixteen of the NCAA Tournament after winning a share of the overall SEC title. UT finished the season ranked 11th by the Associated Press.

2000-01

The Vols tied the highest ranking in school history (to that point) when the Associated Press listed them fourth. Tennessee won the Rainbow Classic and advanced to its fourth NCAA Tournament in a row.

2001-02

Buzz Peterson was named the 16th head coach in Tennessee history on April 4, 2001. Vincent Yarbrough finished a close second in the SEC scoring race with 18.1 points per game. Choosing to turn professional after his junior season, Marcus Haislip was the 13th overall pick in the NBA Draft.

2002-03

Tennessee returned to the postseason with an appearance in the National Invitation Tournament. Ron Slay led the SEC in scoring with 21.2 points and was named the SEC Player of the Year while earning third-team All-America honors.

2003-04

Scooter McFadgon broke a 35-year-old school record with his 91.2-percent free throw shooting while ranking fifth in the nation. The Vols made their second NIT appearance in a row.

2005-06

Wisconsin-Milwaukee head coach Bruce Pearl was introduced as Tennessee's 17th head coach on March 28, 2005. Pearl guided the Volunteers to the 2006 SEC Eastern Division Championship with a 12-4 league record and a 22-8 overall mark. The Vols' No. 2 seed in the NCAA Tournament was the best in program history. Pearl earned SEC Coach of the Year acclaim and was tabbed as National Coach of the Year by The Sporting News and CBSsportsline.com. Sophomore shooting guard Chris Lofton broke school records that season for 3-pointers made (114), 3-pointers attempted (261) and 3-pointers made per game (3.80). Lofton was a consensus All-SEC first-teamer and Sporting News second-team All-American.

2006-07

Chris Lofton captured SEC Player of the Year and consensus second-team All-America recognition after leading the conference with 20.8 points and 3.42 3-pointers made per game. He helped propel the Volunteers to the Sweet Sixteen round of the NCAA Tournament and a final record of 24-11.

2007-08

Tennessee went 31-5, setting a program record for wins and capturing its first outright SEC Championship since 1967 with a 14-2 league mark. A monumental win at top-ranked Memphis in late-February propelled UT to its first-ever No. 1 national ranking, and the Vols went on to reach the Sweet Sixteen round of the NCAA Tournament, where they fell to Louisville. Chris Lofton was a second-team All-American and finished his illustrious career as the SEC's all-time 3-point king with 431 makes. Bruce Pearl was named SEC Coach of the Year and was the Adolph Rupp Cup National Coach of the Year as well.

2008-09

Tennessee won the SEC Eastern Division title with a 10-6 conference record, becoming the first program in SEC history to finish ahead of Kentucky in the league standings for four straight seasons. The Vols also returned to the NCAA Tournament and finished the year 21-13. In a home victory over UNC Asheville on Dec. 3, 2008, forward Tyler Smith posted the first triple-double in Tennessee history, finishing with 12 points, 10 rebounds and 10 assists.

2009-10

The Volunteers made their deepest-ever run in the NCAA Tournament, charging all the way to the Elite Eight and coming up one-point shy of the Final Four. Michigan State's 70-69 victory at the Edward Jones Dome in St. Louis ended UT's season at 28-9 (11-5 SEC). Senior forward Wayne Chism ended his Big Orange career having appeared in a school-record 142 games.

2010-11

Tennessee earned its sixth consecutive NCAA Tournament berth, tying a school record. But an NCAA investigation clouded the season, and head coach Bruce Pearl was suspended by SEC Commissioner Mike Slive for UT's first eight conference games (associate head coach Tony Jones led the Vols to a 5-3 record as "acting head coach"). Pearl was dismissed after Tennessee's opening round NCAA Tournament loss to Michigan. Forward Tobias Harris became the program's first-ever Freshman All-American selection, and he became the program's first "one-and-done" player when he was selected 19th overall in the 2011 NBA Draft.

2011-12

Cuonzo Martin was named the 18th head coach in program history on March 28, 2011, after three successful seasons as the head coach at Missouri State. His first Tennessee team was picked 11th in the conference but finished in a tie for second with a 19-15 (10-6 SEC) record and advanced to the second round of the NIT.

2013-14

For the first time since 2011, Tennessee returned to the NCAA Tournament. The Vols advanced all the way from the "First Four" in Dayton to the Sweet Sixteen, defeating Iowa, Mercer and UMass along the way. Tennessee came up one possession short of the Elite Eight, falling to Michigan by a score of 73-71 in Indianapolis. Senior guard Jordan McRae and junior forward Jarnell Stokes each were selected in the second round of the 2014 NBA Draft.

2014-15

Cuonzo Martin accepted the head coaching job at Cal following the 2013-14 campaign, and Tennessee tabbed Donnie Tyndall—previously at Southern Miss—as its 19th head coach on April 22, 2014. He lasted just one season, as his contract was terminated on March 27, 2015, due to alleged NCAA improprieties during his tenure at Southern Miss. The Vols went 16-16 (7-11 SEC) in his lone season. All-SEC wing Josh Richardson was selected by the Miami Heat in the second round of the 2015 NBA Draft, giving the Vols three draft picks in a two-year span.

2015-16

Following an impressive 17-year tenure at Texas, Rick Barnes was introduced as Tennessee's 20th all-time head coach on March 31, 2015. His first Tennessee team, which was inexperienced and undersized, finished 15-19 (6-12 SEC).

2017-18

In his third season with the Volunteers, Rick Barnes guided Tennessee to the fourth-most wins in program history, as the team finished 26-9. The Vols won the regular-season SEC Championship, advanced to the SEC Tournament Championship Game and earned a No. 3 seed in the NCAA Tournament. Tennessee spent 14 consecutive weeks ranked in the AP top 25, climbing as high as No. 13. Sophomore forward Grant Williams was named the SEC Player of the Year, and sophomore guard Lamonté Turner earned SEC co-Sixth Man of the Year honors. Barnes collected several Coach of the Year accolades, including SEC Coach of the Year from both the Associated Press and the league's head coaches.

2018-19

One of the most beloved teams in program history authored one of the greatest seasons in program history as the Volunteers tied the school record for wins, finishing 31-6 (15-3 SEC). National Coach of the Year Rick Barnes guided Tennessee to a school-record 19-game win streak, a perfect 18-0 record at Thompson-Boling Arena and a program-record-tying three wins over teams with a top-five ranking. The Vols also spent the entire season—wire-to-wire—ranked in the top 10, including four weeks atop both major polls. Leading scorer Grant Williams earned consensus first-team All-America acclaim and was the first SEC player since 1996 to be named SEC Player of the Year in back-to-back seasons. Senior wing Admiral Schofield was a first-team All-SEC performer, and junior point guard Jordan Bone was a second-team honoree. The Vols earned a No. 2 seed in the NCAA Tournament and reached the Sweet Sixteen, where they suffered an overtime loss to Purdue.

2019-20

Junior forward Yves Pons totaled 73 blocks, tying Tennessee's single-season school record. The 2020 SEC Tournament and all subsequent 2020 postseason tournaments were canceled due to the global coronavirus (COVID-19) public health crisis.

2020-21

The fact that a college basketball season took place was a major accomplishment in itself, as health and safety protocols and venue capacity restrictions related to the COVID-19 pandemic made 2020-21 a season unlike any other. Tennessee managed to play 24 regular-season games, including 17 SEC matchups. Senior Yves Pons earned his second straight SEC All-Defensive Team selection, and backed it up by blocking a school-record nine shots in Tennessee's first SEC Tournament game. The SEC All-Freshman Team duo of Jaden Springer and Keon Johnson led the Vols in scoring. Tennessee finished the year making a third straight appearance in the NCAA Tournament. The capacity at Thompson-Boling Arena was limited to 4,191 all season (down from 21,678).

2021-22

After 43 years, Tennessee ended its SEC Tournament championship drought, winning three games in three days as the No. 2 seed to capture the program's fifth SEC Tournament crown. And for the second time under head coach Rick Barnes, the Volunteers made their fourth straight appearance in the NCAA Tournament and spent the entire season ranked in the AP Top 25—ascending to a season-high of No. 5 in the final poll.

OUTLOOK

PLAYERS

STAFF

REVIEW

RESULTS

RECORDS

HONORS

POSTSEASON

VOLMANAC

MEDIA INFO



ALL-TIME LETTERMEN

A

Aidoo, Jonas 2022
 Albrecht, Justin 2003, 04
 Alexander, Kyle 2016, 17, 18, 19
 Allen, Arthur 1940
 Allen, Corey 1992, 93
 Ammerman, Leon 1956, 57, 58 (Capt.)
 Anderson, Glenn 1960
 Anderson, Harry 1934, 35 (Capt.), 36 (Capt.)
 Anderton, David 1960, 61, 62
 Anosike, E.J., 2021
 Arterburn, Sam 1986
 Ashworth, Doug 1974, 75, 76 (Capt.)
 Asumnu, Stanley 2003, 04, 05, 06
 Atkins, Doug 1951
 Ayres, Morgan B. 1924

B

Bailey Jr., Victor, 2021, 22
 Bailey, William 1943
 Baker, Del 1998, 99, 00, 02
 Balitsaris, Mike 1940, 41, 42
 Barnes, Cortez 1994
 Barnett, Irv "Big Stoop" 1945
 Barnhill, John H. 1926, 27, 28
 Bartlett, Tommy 1950, 51, 52 (Capt.)
 Barton, Antonio 2014
 Batey, Jack S. 1923, 25
 Baukman, Devon 2015, 16
 Bayne, Howard 1964, 65, 66 (Capt.)
 Beaman, Tyrone 1981, 82, 83, 84
 Beane, David 1922, 23
 Beaty, Brian (Mgr.) 1992, 93
 Bell, David 1967
 Bell, Greg 1988, 89, 90, 91
 Bell, Henry R. 1918, 19, 20 (Capt.)
 Berry, Orlando 1992
 Bertelkamp, Bert 1977, 78, 79, 80
 Bertelkamp, Hank 1951, 52, 53 (Capt.)
 Bingham, Don 1957
 Binks Jr., William P. (Mgr.) 1941
 Black, C.J. 1997, 98, 99, 00
 Boerwinkle, Tom 1967, 68
 Bogott, Dan 1953
 Bohannon, Etdrick 1995
 Bond Jr., Cyrus H. 1912, 13
 Bonds, Rodney 1994
 Bone, Jordan 2017, 18, 19
 Bone, Josh 2010, 11
 Booth, Bill 1961, 63
 Bowden, Jordan 2017, 18, 19, 20
 Bowe, Clarence 1923, 24, 25
 Bowe, Nat W. (Mgr.) 1938
 Bower, B.A. 1913
 Bowers, Richard 1950, 51, 52
 Bowling, Orb 1961, 62, 63
 Bradford, Jim 1918
 Bradshaw, Dane 2004, 05, 06, 07 (Capt.)
 Brand, Chris 1992, 93
 Brand, Herschel 1936
 Braswell, Bo (Mgr.) 1987
 Brockman, Bobby (Mgr.) 1978
 Brooks, Michael 1981, 82, 83, 85
 Brown, Elvin 1986, 87, 88
 Brown, Fred V. 1929, 30
 Brown, Jermaine 1992, 93
 Bryant, Frank E. (Mgr.) 1910
 Brykalski, Bob 1975
 Burdette, George 1925
 Burris, Art 1947, 48, 49, 50 (Capt.)
 Burton, Willie 1982, 83, 84
 Butcher, Elvin 1926, 27, 28 (Capt.)

Byington, J.D. 1953, 54, 55
 Byrd, Bill 1948, 49

C

Caldwell, Craig (Mgr.) 1942
 Caldwell, Stanley 1993, 94
 Callaway, Frank B. 1918 (Capt.), 19 (Capt.)
 Campbell, Lucas 2019
 Campbell, Don 1970
 Campbell, Galen 2015
 Campbell, Glenn 1959, 60, 61 (Capt.)
 Campbell, Roe 1921, 22, 23
 Cannington, Quinn 2010
 Carmichael, Ron 1959, 60
 Carmichael III, Willie 2015
 Carnes, Shane 1995
 Carroll, Brian (Mgr.) 1997, 98
 Carter, Bobby 1959, 60, 61
 Carter, Garrett (Mgr.) 2017
 Carter, Gary 1979, 80, 81
 Carter, Lorraine 1926
 Carter, Myron 1984, 85
 Carter, Paul D. 1915, 16
 Cate, Bill 1955, 56
 Chandler, Kennedy 2022
 Chievous, Quinton 2013
 Childress, Ryan 2006, 07, 08, 09
 Chism, Wayne 2007, 08, 09 (Capt.), 10 (Capt.)
 Christenberry, Dexter (Mgr.) 1937
 Clark, Austin 1974, 75, 76
 Clark, John 1941, 42
 Clark, Rickey 1989
 Clemmons, Drew 2003
 Clinard, John G. 1915, 16
 Coffman, Greg (Mgr.) 1967, 68
 Coffman, Wes 1967, 68
 Cole, Johnny Paul (Mgr.) 2012
 Condon, Kyle (Mgr.) 2013
 Cook, Ted 1942, 43, 47 (Capt.)
 Cooley, Jim 1925, 26, 27 (Capt.)
 Cooper, Ray 1958, 59
 Corbitt, Maurice 1929, 30, 31 (Capt.)
 Cornwall, Jimmy 1965, 66
 Coulter, Kenny 1957, 58, 59
 Cramer, Noel (Mgr.) 1961
 Crenshaw Jr., Douglas (Mgr.) 1952
 Crews, Duke 2007, 08
 Crittenden, Ray 1923, 24, 25, 26
 Croft, Bobby 1968, 69, 70 (Capt.)
 Crosby, Terry 1976, 77, 78, 79
 Crumbliss, Polk 1933, 34
 Crump, Brandon 2002, 03, 04 (Capt.), 05 (Capt.)
 Cruze, Kyle 1954
 Cummins, Wade (Mgr.) 1950
 Cullis, A.W. 1922
 Curry, Michael 1990, 91, 92

D

Daniel III, James 2018
 Daniels, Clarence (Mgr.) 1909
 Darden, Johnny 1976, 77, 78 (Capt.), 79 (Capt.)
 Darlington, Jim (Mgr.) 1986
 Davidson, Bud (Mgr.) 1949
 Davidson, W. Perry 1916, 17
 Davis, A.J. 2014
 Davis, A. W. 1963, 64, 65 (Capt.)
 Davis, James H. 1929
 Davis, Tom (Mgr.) 1953
 Davis, Vegas 1997, 98, 99, 00
 Dean, John 1927
 DeBro, Eddie 2006

Disney, Mike 1963
 Dodd, Robert L. 1929, 30 (Capt.) 31
 Donaldson, Donald 1915, 16
 Donnell, Robert (Mgr.) 1987
 Dougherty, Nathan W. 1909 (Capt.)
 Dunk, Alico 1995
 Dykes, J.M. 1928

E

Edwards, Mike 1971, 72, 73
 Eidson, Parker (Mgr.) 2017
 Elam, Thomas F. (Mgr.) 1930, 31
 Elliott, Sid 1962, 63, 64 (Capt.)
 Ellis, Dale 1980, 81, 82, 83
 Ellison, Marvin (Mgr.) 1939
 Elmore, P.W. 1912
 England, Jimmy 1969, 70, 71 (Capt.)
 Evans, Lew 2017 (Capt.)

F

Faust, Hugh D. 1929, 30, 31 (Capt.)
 Feathers, Beattie 1932
 Federmann, Dan 1981, 82, 83, 84
 Felts, Hugh 1932, 34
 Fender, M.W. 1912, 13
 Fields, John 2011
 Finley, Jim 1964
 Fisher, Dick 1959, 60, 61
 Fisher, John W. 1936, 37
 Fleschman, Jacob 2020
 Flynn, James 1950
 Foster, Henry 1934
 Foss, Robert 1940
 Freeman, John (Mgr.) 1985, 87
 French, Phil (Mgr.) 1965, 66
 Fromm, Richard 1943
 Fulkerson, John 2018, 19, 20, 21, 22

G

Gaines, Davonte 2020, 21
 Garratt, Glenmore 1917
 Garrison, Bob 1951
 Garrison, Henry 1958, 59
 Gash, Pee-Wee 2003, 04
 Gasparovic, Joe 1945, 46
 Gentry, Bob 1956, 57
 Gentry, Robert B. 1917
 Gibson, Sanford A. 1933
 Gilley, Bill 1959, 61
 Gilstorf, Michael (Mgr.) 2004
 Gipe, Bob 1955, 56, 57
 Goins, Melvin 2010, 11
 Golden, LaMarcus 1993, 94
 Golden, Trae 2011, 12, 13
 Goodman, Tom 1926
 Goodson, Gannon 1991, 92, 93, 94
 Graham, Don 1948, 49, 50
 Gragny, Wayne (Mgr.) 1987
 Gray, Ed 1994
 Green, Aaron 1996, 97, 98, 99
 Greenblatt, LeClaire 1930, 31, 32
 Greenwood, Bartley J. 1913, 14, 15, 16 (Capt.)
 Greer, Ernest 1938
 Griffin, Mark 1986, 87, 88, 89
 Griffith, Ben 2005 (Mgr.)
 Grindstaff, Jenis 2001, 02
 Groves, Carlus 1990, 91, 92
 Grunfeld, Ernie 1974, 75, 76, 77 (Capt.)
 Guinn, Bobby Jack 1967



H

Hackman, J.S. "Buddy" 1929
 Haggard Jr., William O. (Mgr.) 1929
 Haislip, Marcus 2000, 01, 02
 Hall, Bill 1953, 54 (Capt.), 55
 Hall, Kenny 2010, 11, 12, 13
 Hamer, Steve 1993, 94, 95, 96 (Capt.)
 Hann, Bill 1967, 68, 69
 Hardison, C.M. 1914
 Harkness, Billy 1923, 24, 25, 26 (Capt.)
 Harper, Tyrone 1984, 86
 Harris, Antonio 1996, 1997
 Harris, David W. (Mgr.) 1933
 Harris, Tobias 2011
 Harris, Tony 1998, 99, 00, 01
 Harris, Torrey 1996, 97, 98, 99
 Hatcher, Adolphus H. "Buck" 1920, 21
 Hatcher, Bill 1921, 22, 23, 24 (Capt.)
 Hathaway, Charles 1997, 98, 99, 00, 01
 Hausley, Ron 1986, 87
 Hawkins, Greg 1971
 Hawkins, Marshall 1943, 46, 47, 48 (Capt.)
 Hendrickson, Charles W. 1934
 Hendrix, Jemere 2004, 05
 Hendrix, Tom 1966, 67, 68 (Capt.)
 Henry, Travis 1986, 87, 88, 89
 Herman, Paul 1941, 42, 43 (Capt.)
 Herndon, Boomer 2003, 04
 Higdon, Charles 1937, 38, 39 (Capt.)
 Higgins, Jon 2000, 01, 02, 03 (Capt.)
 Hipsher, Charles 1951, 52, 53
 Hirschorn, Steve 1972
 Hite, Paul P. 1912
 Hogsett, Bobby 1963, 64, 66
 Holden, Thaydeus 2002, 03
 Hopson, Scotty 2009, 10, 11
 Houston, Allan 1990, 91, 92, 93
 Houston, John 1961
 Howell, Jordan 2005, 06, 07, 08 (Capt.)
 Hubert, Michael 2011
 Hubbs III, Robert 2015, 16, 17 (Capt.)
 Huffman, Gilbert 1939, 40 (Capt.), 41
 Hug, Paul 1929
 Huntley-Hatfield, Brandon 2022
 Hyatt, Jerald 1982

I

Ikeakor, Andy 2001, 02

J

Jackson, Cornelius 1997
 Jackson, Justin 2009
 Jackson, Mike 1975, 76, 77 (Capt.)
 Jacobs, Joseph 1914, 15, 16, 17 (Capt.)
 James, Josiah-Jordan 2020, 21, 22
 Jancek, Brock, 2022
 Janes, Palmer 1919, 20, 21, 22 (Capt.)
 Jarvis, Bill 1952, 53, 54, 55
 Jenkins, Fred 1984, 85, 86, 87
 Jennings, Jack 1939
 Johnson, Mike 1986
 Johnson, Alonzo 1992
 Johnson, Damon 1995, 96
 Johnson, Don 1969, 70, 71
 Johnson, Gene 1935, 36, 37
 Johnson, G. W. 1928
 Johnson, A. Howard 1921, 22, 23 (Capt.), 24
 Johnson, Jalen 2019, 20
 Johnson, Keon, 2021
 Johnson, Reggie 1977, 78, 79, 80
 Johnson, Rip 1981
 Johnson, Ronald (Mgr.) 1954
 Johnston, Dick 1969, 70, 71
 Jones, DaShay 1997, 98
 Jones, Hugh 1947, 48, 49, 50

Jones, Rob 1983, 84, 85, 86
 Jones, W. K. 1938
 Joyce, Tim 1975
 Justus, Bill 1967, 68, 69 (Capt.)

K

Kasongo, Ray 2016
 Keenan, Bert 1950, 51
 Keister, Earl 1922, 23, 24, 25 (Capt.)
 Keller, Dick 1955, 57
 Kemper, Bob 1945
 Ketchen, F. Earl 1910, 11 (Capt.)
 Kinard, Rudy 1969, 70
 Kendrick, W. B. 1928
 King, Bernard 1975, 76, 77
 Kinzel, Hank 1948, 49, 50, 51
 Kipp, Solon S. 1909, 10 (Capt.)
 Kirk, Albert E. 1932, 33, 34 (Capt.)
 Kischburg, Ed (Mgr.) 1945
 Klein, Victor H. 1912, 13 (Capt.), 14 (Capt.), 15
 Kosmalski, Len 1972, 73, 74 (Capt.)
 Krisle, George 1936, 37, 38

L

Landess, Sterling 1918, 19, 20
 Langschmidt, Carl 1953
 Ledbetter, Paul (Mgr.) 2004
 Lee, Rashard 1996, 97, 98, 99
 Leonhardt, Arthur E. 1910, 11, 12 (Capt.)
 Leshner, John 1925
 Little, Elvin 1951, 52, 53
 Littleton, Ed 1981, 83
 Lockhart, Ian 1987, 88, 89, 90
 Lofton, Chris 2005, 06, 07 (Capt.), 08 (Capt.)
 Logan, Byrl C. 1937, 38, 39 (Capt.)
 Lopez, Brandon 2013
 Love, Anthony 1981
 Love, J.W. (Mgr.) 1911
 Lovelace, Bill 1953, 54, 55
 Lovell, James T. 1917, 18
 Lowery, Butch 1958
 Lucas, Charles R. "Mike" 1929, 30 (Capt.), 31
 Luttrell, William 1939, 40, 41

M

Magers, Rud 1918, 19
 Makanjuola, Yemi 2012, 13
 Mansfield, Larry 1968
 Marshall, Floyd "Biggy" 1935, 36, 37 (Capt.)
 Martin, Everett 1935, 36
 Martin, John 1960, 61, 62 (Capt.)
 Martin, Paul (Mgr.) 1962
 Mashack, Jahmai 2022
 Masterson, Tipton 1935, 36, 37
 Matlock, Sam A. (Mgr.) 1936
 Maxedon, Grover A. 1911
 Maymon, Jeronne 2012, 14
 Maze, Bobby 2009, 10
 McAshan, Hillie 1945
 McBee, Skylar 2010, 11, 12, 13
 McCabe, Willis 1920
 McCallum, Robert (Mgr.) 1932
 McClanahan, Jerry (Mgr.) 1973, 74
 McCormack, Brandon (Mgr.) 2004
 McCown, Leonidas W. 1909
 McFadgon, Scooter 2004, 05 (Capt.)
 McIntosh, Larry 1964, 65, 66 (Capt.)
 McKeen, Allyn E. 1926, 27, 28
 McMillan, Richard (Mgr.) 1955, 56
 McPherson, David 1933, 34
 McRae, Jordan 2011, 12, 13, 14
 McSpadden, Malcolm 1912, 13, 14, 15 (Capt.)
 McWhirter, E. Powell 1931, 32, 33 (Capt.)
 Mehaffie, Bob (Mgr.) 1946
 Mehen, Bernard 1940, 41, 42 (Capt.)
 Mehen, Richard 1942, 43, 47 (Capt.)

Meriweather, James 1978
 Miller, Dwight 2012
 Mills, David (Mgr.) 1971, 72
 Milson, Daryl 1991, 92, 93
 Montgomery, Ed "Britches" 1948, 49, 50
 Moore, Armani 2013, 14, 15 (Capt.), 16 (Capt.)
 Moore, Jason 1995
 Moore, Owen 1927
 Moore, Scott 1996, 97, 98
 Morris, Lee (Mgr.) 1957
 Morrison, G.E. 1912, 13
 Moss, David 1974
 Moss, Howie 1960, 62 (Capt.)
 Moss, J.E. 1920
 Mostella, Detrick 2015, 16
 Muldowney, Steve (Mgr.) 1981, 82
 Murphy, Rob 2013
 Myers, Kerry 1968, 70

N

Naler, Kirk 1983, 84, 85
 Nash, Kevin 1978, 79, 80
 Ndiaye, Rawane "Pops" 2014
 Needham, Ken (Mgr.) 1960
 Neely, Frank S. 1911
 Neff, Herbie 1951, 52
 Negedu, Emmanuel 2009
 Neyland, Lewis 1954, 55, 56
 Nix, Dyron 1986, 87, 88, 89
 Nkamhoua, Olivier, 2020, 21, 22

O

O'Connor, Ernest 1930, 31, 32
 O'Neil, Bernard 1940, 41, 42
 O'Neill, Bryan (Mgr.) 2004
 O'Shields, Garland 1945 (Capt.), 46 (Capt.)
 Ottinger, Russell (Mgr.) 2014
 Owens, Tariq 2015

P

Pace, Lewis, C. 1915, (Mgr.) 16
 Page, Harvey 1933
 Pardue, James W. (Mgr.) 1940
 Parker, Jerry 1962, 63 (Capt.)
 Parker, Kwe 2017
 Parmenter, Bob 1952
 Parton, Ralph 1980
 Patterson, Andre 2005, 06
 Patterson, Robert F. (Mgr.) 1935
 Pearl, Steven 2008, 09, 10, 11
 Peltz, Roger 1971
 Pember, Drew 2020
 Perigo, Bob 1959, 61
 Perkins, Marion F. 1935, 36
 Petty, Malcolm "Mac" 1967, 68
 Phillips, Shembari 2016, 17
 Phillips, V.G. 1911
 Phillips, William 1933, 34
 Plavsic, Uroš 2020, 21, 22
 Plotnicki, Ben "Skip" 1965
 Pons, Yves 2018, 2019, 20, 21
 Powell, Michael 1980
 Powell, Dale 1948, 49, 50
 Powell, Justin 2022
 Powers, Elwood 1940
 Preston, Don (Mgr.) 1958, 59
 Price, Jay 1989, 90, 91, 92
 Prince, J.P. 2008, 09, 10 (Capt.)
 Punter Jr., Kevin 2015, 16 (Capt.)
 Putnam, Wilton 1937, 39

R

Ransley, Allen C. 1936
 Ratcliff, Parker (Mgr.) 2017
 Ratiff, James 1978
 Ray, Steve 1979, 80, 81, 82
 Reed, William P. 1935
 Reeder, C.A. "Lum" 1914, 17, 19
 Reeder, Claude "Goot" 1930, 31, 32 (Capt.)
 Reeder, James P. 1916, 17, 18
 Reeder, Ross 1921, 22
 Reese, Derek 2014, 15, 16
 Reese, Ronnie 1988, 89, 90, 91
 Reeves, Don 1957, 58, 59
 Rice, Alvin 1937, 38 (Capt.)
 Rice, Charles P. 1927
 Rice, Earle B. 1910
 Richardson, Anthony 1984, 85, 86, 88
 Richardson, Josh 2012, 13, 14, 15 (Capt.)
 Richardson, Lloyd 1971, 72 (Capt.), 73
 Ring, J.J. 1909, 10
 Rivers, Steve 1990, 91, 92
 Risser, Bob 1957, 58, 59
 Roark, Burton (Mgr.) 2004
 Robbins, Austin 1965, 66
 Robertson, Maurice 1996
 Robertson, Victor M. (Mgr.) 1923, 24
 Robinette, Pat 1963, 64, 65
 Robinson, Harvey L. 1931
 Robinson, Larry 1972, 73 (Capt.)
 Roth, Doug 1986, 87, 88, 89
 Royster, Tony (Mgr.) 1979

S

Sample, Edward B. (Mgr.) 1924
 Sams, Mike (Mgr.) 1980
 Sandberg, Howard 1909, 10, 11
 Sandford, Rob (Mgr.) 1963, 64
 Savage, Brooks (Mgr.) 2006, 07, 08
 Schofield, Admiral 2016, 17, 18, 19
 Schubert, Herman A. 1918
 Schultz, Charles 1924, 27
 Schultz, Danny 1963, 64
 Scott, Charles 1958, 59
 Scott, Robert R. 1928
 Seale, Bill 1974
 Setliffe, J. Alvin 1929
 Sewell, Antony 1998
 Sexton, Scott (Mgr.) 1989, 90
 Sharp, Harry B. 1928, 29 (Capt.), 30
 Sheffield, John 1962
 Sheffield, Shun 1992, 93, 94
 Showalter, Dalen 1958, 59, 60 (Capt.)
 Sienkowski, Jordan (Mgr.) 2020
 Simpson, Gene 1956
 Singerman, Jeff (Mgr.) 1975, 76
 Slay, Ron 2000, 01, 02, 03 (Capt.)
 Smith, Barry (Mgr.) 1983, 84
 Smith, Curtis (Mgr.) 1986
 Smith, JaJuan 2005, 06, 07, 08 (Capt.)
 Smith, Matthew G. 1909
 Smith, Ramar 2007, 08
 Smith, Tyler 2008, 09 (Capt.), 10
 Smithwick, Fred 2003, 04, 05
 Snodgrass, John 1984
 Snow, John 1972, 73, 74
 Springer, Jaden, 2021
 Spurlock, Jay (Mgr.) 2010
 Stafford, Robert 1932, 33, 34
 Stokes, Jarnell 2012, 13, 14
 Stribling, Derek 2002, 03
 Sullivan Jr., Joseph W. 1919, 20
 Swaerengen, Clarence 1988, 89

T

Tabb, Josh 2007, 08, 09
 Tatum, Cameron 2009, 10, 11, 12
 Taylor, Ron 1989
 Teffeteller, Kenne 1978, 79
 Test, Eddie 1960, 61
 Thomas Jr., Daniel R. 1945, 46, 47
 Thomas, Frank 1939, 40, 41 (Capt.)
 Thomas, Jack 1946, 49
 Thomas, J. Pope (Mgr.) 1951
 Thomas, Stacey 1985
 Thompson, Darius 2014
 Thompson, Herman 1954, 55, 56, 57 (Capt.)
 Threeths, Chuck 1977, 79, 80
 Titsworth, John R. 1911, 12, 13
 Tomlinson, Wayne 1972, 73, 74
 Tormohlen, Gene 1957, 58, 59 (Capt.)
 Treadway, Joe 1950, 52
 Troutman, Conrad E. 1918, 19, 20, 21 (Capt.) 22
 Tucker, John T. 1917 (Capt.)
 Turner, Lamonté 2017, 18, 19, 20
 Turner, Zach 2000, 01, 02, 03
 Truelove, Jeff (Mgr.) 1968, 70

V

Vescovi, Santiago 2020, 21, 22
 Victor, Isiah 1998, 99, 00, 01
 Voelker, Eddie 1971, 72, 73

W

Walden, Leslie E. 1913, 15, 16
 Walker, Derrick 2018, 19
 Walker, Harris 2000, 01
 Walker, Zack (Mgr.) 2020
 Wallace, Bill 1962
 Waller, Albert P. (Mgr.) 1927, 28
 Walther, Paul 1945, 47, 48, 49 (Capt.)
 Warren, Buist 1938, 40
 Watson, C.J. 2003, 04 (Capt.), 05 (Capt.), 06 (Capt.)
 Weatherford, Heiskell (Mgr.) 1934
 Welcker, James D. 1910
 Wells, Jordan (Mgr.) 1995
 Westercamp, Charles W. "Chuck" 1937, 38
 Wexler, Daniel B. 1917, 18
 Whaley, Jordan (Mgr.) 2014
 Wharton, Brandon 1996, 1997, 98, 99
 Whitaker, Robert 1938, 40
 White, Benton 1909
 White, Tony 1984, 85, 86, 87
 Whitesell, Bill (Mgr.) 1991, 92, 93, 94
 Whitted, Kevin 1993, 94, 95
 Widby, Ron 1965, 66, 67 (Capt.)
 Widseth, Carl 1953, 54, 55, 56 (Capt.)
 Wiener, Ed 1953, 54, 55 (Capt.)
 Wilborn, Elgrace 2002, 03
 Wild, Tanner 2009
 Williams, Brian 2008, 09, 10, 11
 Williams, Grant 2017, 18, 19
 Williams, Shane 1995, 96
 Wilson, Donald 1933
 Wilson, Tommy 1961, 62, 63
 Winchester, John 2003, 04
 Wingate, Major 2004, 05, 06 (Capt.)
 Wiseman, Lang 1990, 91, 92, 93
 Witt, Roy 1928
 Wolfe, Lloyd 1915, 16, 17
 Wood, Howard 1978, 79, 80, 81
 Woodall, Jim 1969, 70, 71
 Woods, Kevin 1982, 83, 84, 85
 Woods, Rodney 1973, 74, 75 (Capt.)
 Woods, Terrence 2000, 01
 Woodson, Brad 2019
 Woolridge, Renaldo 2009, 10
 Wooton, Gordon 1943

Wright, Bill 1943, 47
 Wynn, Herman D. "Breezy" 1933

Y

Yarbrough, Vincent 1999, 00, 01, 02
 Young, Bill 1967

Z

Zeigler, Zakai 2022

LETTERMEN BY HOMETOWN

Corrections or additions to this list should be directed via email to tomsid@tennessee.edu

ALABAMA**Auburn**

Howell, Jordan 2005, 06, 07, 08 (Capt.)

Birmingham

Goodson, Gannon 1991, 92, 93, 94

Decatur

Mostella, Detrick 2015, 16

Fayette

Finley, Jim 1964

Florence

Turner, Lamonté 2017, 18, 19, 20

Gadsden

Naler, Kirk 1983, 84, 85

Marion

Johnson, Alonzo 1992

Moulton

Taylor, Ron 1989

ARIZONA**Parker**

Davis, Vegas 1997, 98, 99, 00

CALIFORNIA**Fontana**

Mashack, Jahmai 2022

Los Angeles

Patterson, Andre 2005, 06

Riverside

Gray, Ed 1994

San Bernardino

Bohannon, Etdrick 1995

San Diego

Goins, Melvin 2010, 11

Sherman Oaks

Woolridge, Renaldo 2009, 10

CONNECTICUT**Stamford**

Winchester, John 2003, 04

FLORIDA**Apopka**

Carmichael III, Willie 2015

Clearwater

Wallace, Bill 1962

Ft. Walton Beach

Nix, Dyron 1986, 87, 88, 89

Groveland

Robbins, Austin "Red" 1965, 66

Miami

Byrd, Bill 1948, 49
Warren, Buist 1938, 40

Orlando

Reese, Derek 2014, 15, 16

Tallahassee

Stribling, Derek 2002, 03

GEORGIA**Albany**

Sheffield, Shun 1992, 93, 94

Atlanta

Kinard, Rudy 1969, 70
Phillips, Shembari 2016, 17

Bainbridge

Baulkman, Devon 2015, 16

Baxley

Meriweather, James 1978

Buford

Davis, A.J. 2014

Covington

Hendrix, Jemere 2004, 05

Decatur

Curry, Michael 1990, 91, 92

Dublin

Wynn, Herman D. "Breezy" 1933

Ellenwood

Johnson, Reggie 1977, 78, 79, 80

Gainesville

Thomas, Stacey 1985

Kennesaw

Moore, Armani 2013, 14, 15 (Capt.), 16 (Capt.)

Lithonia

Clark, Rickey 1989
Tatum, Cameron 2009, 10, 11, 12

Marietta

Ellis, Dale 1980, 81, 82, 83
Hipsher, Charles 1951, 52, 53

Midway

McRae, Jordan 2011, 12, 13, 14

Millen

Burton, Willie 1982, 83, 84

Powder Springs

Golden, Trae 2011, 12, 13

Ringgold

Moss, David 1974

Savannah

Milson, Daryl 1991, 92, 93

Stone Mountain

Hall, Kenny 2010, 11, 12, 13

ILLINOIS**Benson**

Johnson, Don 1969, 70, 71

Carbondale

Tabb, Josh 2007, 08, 09

Chicago

Chievous, Quinton 2013

Collinsville

Ray, Steve 1979, 80, 81, 82

Rock Falls

Bogott, Dan 1953

Watseka

Martin, John 1960, 61, 62 (Capt.)

Zion

Schofield, Admiral 2016, 17, 18, 19

INDIANA**Bloomington**

Brand, Chris 1992, 93

Fort Wayne

Keenan, Bert 1950, 51

Greenfield

Edwards, Mike 1971, 72, 73

Holland

Tormohlen, Gene 1957, 58, 59 (Capt.)

Jeffersonville

Flynn, Jim 1950

Kokomo

Kellar, Dick 1955, 57

Lafayette

Perigo, Bob 1959, 61

Logansport

Showalter, Dalen 1958, 59, 60 (Capt.)

New Castle

Ammerman, Leon 1956, 57, 58 (Capt.)
Huffman, Gilbert 1939, 1940 (Capt.), 41

Richmond

Logan, Byrl C. 1937, 38, 39 (Capt.)

OUTLOOK

PLAYERS

STAFF

REVIEW

RESULTS

RECORDS

HONORS

POSTSEASON

VOLMANAC

MEDIA INFO



Vincennes

Parmenter, Bob 1952

KANSAS**Wichita**

Barnes, Cortez 1994

KENTUCKY**Campbellsville**

Parker, Jerry 1962, 63 (Capt.)

Carlisle

Gilley, Bill 1959, 61

Covington

Walther, Paul "Lefty" 1945, 47, 48, 49 (Capt.)

DeWitt

Bingham, Don 1957

Earlington

Coffman, Wes 1967, 68

Elizabethtown

Hendrix, Tom 1966, 67, 68 (Capt.)

Fall Rock

Campbell, Glenn 1959, 60, 61 (Capt.)

Four Mile

Woods, Rodney 1973, 74, 75 (Capt.)

Hebron

Parton, Ralph 1980

HopkinsvilleHopson, Scotty 2009, 10, 11
Victor, Isiah 1998, 99, 00, 01**Louisville**Bertelkamp, Hank 1951, 52, 53 (Capt.)
Brown, Jermaine 1992, 93
Houston, Allan 1990, 91, 92, 93
Kemper, Bob 1945
Powell, Dale 1948, 49, 50
Voelker, Eddie 1971, 72, 73**Manchester**

Garrison, Henry 1958, 59

Maysville

Lofton, Chris 2005, 06, 07 (Capt.), 08 (Capt.)

Middlesboro

Schultz, Danny 1963, 64

Paducah

Arterburn, Sam 1986

Pikeville

Booth, Bill 1961, 63

Prospect

Powell, Justin 2022

Sandy Hook

Bowling, Orb 1961, 62, 63

LOUISIANA**New Orleans**

Robertson, Maurice 1996

MARYLAND**Baltimore**Barton, Antonio 2014
Woods, Kevin 1982, 83, 84, 85**Odenton**

Owens, Tariq 2015

Suitland

Maze, Bobby 2009, 10

MICHIGAN**Mt. Clemens**

Smith, Ramar 2007, 08

Royal Oak

Peltz, Roger 1971

Trenton

Nash, Kevin 1978, 79, 80

MINNESOTA**Minneapolis**

Widseth, Carl 1953, 54, 55, 56 (Capt.)

MISSISSIPPI**Sardis**

Harris, Torrey 1996, 97, 98, 99

MISSOURI**Kansas City**

Walker, Derrick 2018, 19

NEBRASKA**Omaha**

Albrecht, Justin 2003-04

NEVADA**Las Vegas**Watson, C.J. 2003, 04 (Capt.), 05 (Capt.),
06 (Capt.)**NEW JERSEY****East Orange**

Anosike, E.J., 2021

Springfield

Hirschorn, Steve 1972

NEW YORK**Bronx**Punter Jr., Kevin 2015, 16 (Capt.)
Williams, Brian 2008, 09, 10, 11**Brooklyn**King, Bernard 1975, 76, 77
Wiener, Ed 1953, 54, 55 (Capt.)**Buffalo**

Gaines, Davonte 2020, 21

Dix Hills

Harris, Tobias 2011

East Hampton

Wood, Howard 1978, 79, 80, 81

Forest Hills

Grunfeld, Ernie 1974, 75, 76, 77 (Capt.)

Lackawanna

Threeths, Chuck 1977, 79, 80

Long Island

Zeigler, Zakai 2022

Niagara Falls

Beaman, Tyrone 1981, 82, 83, 84

NORTH CAROLINA**Asheville**

Brown, Fred V. 1929, 30

Gash, Pee-Wee 2003, 04

Ayden

Dunk, Alico 1995

CharlotteRivers, Steve 1990, 91, 92
Sienkowski, Jordan (Mgr.) 2020
Springer, Jaden, 2021
Turner, Zach 2000, 01, 02, 03
White, Tony 1984, 85, 86, 87
Williams, Grant 2017, 18, 19**Durham**Aidoo, Jonas, 2022
Johnson, Jalen 2019, 20
Lee, Rashard 1996, 97, 98, 99**Fayetteville**Fields, John 2011
Parker, Kwe 2017**Goldsboro**

Richardson, Anthony 1984, 85, 86, 88

GreensboroJarvis, Bill 1952, 53, 54, 55
Keister, Earl 1922, 23, 24, 25 (Capt.)**Marion**

Hausley, Ron 1986, 87

Raleigh

Ndiaye, Rawane "Pops" 2014

Spruce Pine

Grindstaff, Jenis 2001, 02

Weaverville

Robinson, Harvey L. 1931

Wilmington

Whitted, Kevin 1993, 94, 95

OHIO**Alliance**

Johanson, Mike 1986

Canton

Brykalski, Bob 1975
Hug, Paul 1929

Celina

Myers, Kerry 1968, 70

Cincinnati

Berry, Orlando 1992
Childress, Ryan 2006, 07, 08, 09
Federmann, Dan 1981, 82, 83, 84

Cleveland

Hann, Bill 1967, 68, 69

Dayton

Ashworth, Doug 1974, 75, 76 (Capt.)
Bayne, Howard 1964, 65, 66 (Capt.)
Bell, David 1967
Carmichael, Ron 1959, 60

Franklin

McIntosh, Larry 1964, 65, 66 (Capt.)

Independence

Boerwinkle, Tom 1967, 68

Maple Heights

Kosmalski, Len 1972, 73, 74 (Capt.)

Newark

Snow, John 1972, 73, 74

Sandusky

Barnett, Irv "Big Stoop" 1945
Jones, DaShay 1997, 98

Shaker Heights

Higgins, Jon 2000, 01, 02, 03 (Capt.)

Springfield

Wilborn, Elgrace 2002, 03
Wilson, Tommy 1961, 62, 63

Toledo

Crosby, Terry 1976, 77, 78, 79
Darrington, Chris 2018

Wooster

Petty, Malcolm "Mac" 1967, 68

Youngstown

Joyce, Tim 1975

OKLAHOMA**Edmond**

Richardson, Josh 2012, 13, 14, 15 (Capt.)

PENNSYLVANIA**Altoona**

Johnston, Dick 1969, 70, 71

Penn del

Cornwall, Jimmy 1965, 66

Pittsburgh

Balitsaris, Mike 1940, 41, 42

SOUTH CAROLINA**Charleston**

James, Josiah-Jordan 2020, 21, 22

Florence

Wingate, Major 2004, 05, 06 (Capt.)

Irmo

Savage, Brooks (Mgr.) 2006, 07, 08

Spartanburg

O'Shields, Garland "Mule" 1945 (Capt.), 46
(Capt.)

TENNESSEE**Alcoa**

Thompson, Herman 1954, 55, 56, 57 (Capt.)

Arlington

Wiseman, Lang 1990, 91, 92, 93

Blountville

Caldwell, Craig (Mgr.) 1942

Bradford

Bryant, Frank E. (Mgr.) 1910

Brentwood

Murphy, Rob 2013

Bristol

Hogsett, Bobby 1963, 64, 66

Capleville

Bowe, Clarence 1923, 24, 25
Bowe, Nat W. (Mgr.) 1938

Carthage

Moore, Scott 1996, 97, 98

Chattanooga

Binks Jr., William P. (Mgr.) 1941
Black, C.J. 1997, 98, 99, 00
Perkins, Marion F. 1935, 36
Poole, Michael 1980
Price, Jay 1989, 90, 91, 92
Snodgrass, John 1984
Test, Eddie 1960, 61
Walker, Harris 2000, 01

Clarksville

Huntley-Hatfield, Brandon 2022

Cleveland

Baker, Del 1998, 99, 00, 02
Cate, Bill 1955, 56
Haggard Jr., William O. (Mgr.) 1929
Smith, JaJuan 2005, 06, 07, 08 (Capt.)
Yarbrough, Vincent 1999, 00, 01, 02

Clinton

Crenshaw Jr., Douglas (Mgr.) 1952

Columbia

Jenkins, Fred 1984, 85, 86, 87
Thomas, Frank 1939, 40, 41 (Capt.)

Cross Plains

Groves, Carlus 1990, 91, 92

Farragut

Graham, Don 1948, 49, 50

Fayetteville

Hatcher, Bill 1921, 22, 23, 24 (Capt.)

Franklin

Moore, Jason 1995
Ring, J.J. 1909, 10

Fountain City

Matlock, Sam A. (Mgr.) 1936

Gallatin

Hite, Paul P. 1912
Ransley, Allen C. 1936

Grand Junction

Hamer, Steve 1993, 94, 95, 96 (Capt.)

Greenback

Disney, Mike 1963

Greeneville

Campbell, Roe 1921, 22, 23
Ottinger, Russell (Mgr.) 2014

Happy Valley

Treadway, Joe 1950, 52

Hendersonville

Hubert, Michael 2011

Humboldt

Atkins, Doug 1951

Jackson

Chism, Wayne 2007, 08, 09 (Capt.), 10 (Capt.)
Donnell, Robert (Mgr.) 1987
Fisher, Dick 1959, 60, 61
Freeman, John (Mgr.) 1985, 87

Jellico

Harkness, William S. 1923, 24, 25, 26 (Capt.)

Johnson City

Carnes, Gary 1979, 80, 81
Johnson, Damon 1995, 96
McCown, Leonidas W. 1909
Williams, Shane 1995, 96

Kenton

Smith, Matthew G. 1909

Kingsport

Carnes, Shane 1995
Dodd, Robert L. 1929, 30 (Capt.), 31
Fulkerson, John 2018, 19, 20, 21, 22
Gipe, Bob 1955, 56, 57
Hug, Paul 1929

Kingston

Clark, Austin 1974, 75, 76
Guinn, Bobby Jack 1967

OUTLOOK

PLAYERS

STAFF

REVIEW

RESULTS

RECORDS

HONORS

POSTSEASON

VOLMANAC

MEDIA INFO



(continues)

Knoxville

Andernton, David 1960, 61, 62
 Ayres, Morgan B. 1924
 Bailey, William 1943
 Bartlett, Tommy 1950, 51, 52 (Capt.)
 Bertelkamp, Bert 1977, 78, 79, 80
 Bowden, Jordan 2017, 18, 19, 20
 Byington, J.D. 1953, 54, 55
 Callaway, Frank B. 1918 (Capt.), 19 (Capt.)
 Campbell, Lucas 2019
 Campbell, Galen 2015
 Cannington, Quinn 2010
 Christenberry, Dexter (Mgr.) 1937
 Clemmons, Drew 2003
 Cooper, Ray 1958, 59
 Crittenden, Ray 1923, 24, 25, 26
 Crumbliss, Polk 1933, 34
 Cruze, Kyle 1954
 Ellison, Marvin (Mgr.) 1939
 England, Jimmy 1969, 70, 71 (Capt.)
 Faust, Hugh 1929, 30, 31 (Capt.)
 Fox, Robert 1940
 Gentry, Bob 1956, 57
 Greenblatt, LeClaire 1930, 31, 32
 Hall, Bill 1953, 54 (Capt.), 55
 Henry, Travis 1986, 87, 88, 89
 Houston, John 1961
 Hyatt, Jerald 1982
 Jancek, Brock 2022
 Johnson, A. Howard 1921, 22, 23 (Capt.), 24
 Jones, Hugh 1947, 48, 49, 50
 Jones, Rob 1983, 84, 85, 86
 Justus, Bill 1967, 68, 69 (Capt.)
 Ketchen, F. Earl 1910, 11 (Capt.)
 Kipp, Solon S. 1909, 10 (Capt.)
 Kirk, Albert E. 1932, 33, 34 (Capt.)
 Krisle, George 1936, 37, 38
 Ledbetter, Paul (Mgr.) 2004
 Lopez, Brandon 2013
 Lovelace, Bill 1953, 54, 55
 Lowery, Butch 1958
 Luttrell, William 1939, 40, 41
 Masterson, Tipton 1935, 36, 37
 McCormack, Brandon (Mgr.) 2004
 Montgomery, Ed 1948, 49, 50
 Neff, Herbie 1951, 52
 Neyland, Lewis 1954, 55, 56
 Pearl, Steven 2008, 09, 10, 11
 Pember, Drew 2020
 Plotnicki, Skip 1965
 Preston, Don (Mgr.) 1958, 59
 Reeder, C.A. "Lum" 1914, 17, 19
 Reeder, Claude "Goot" 1930, 31, 32 (Capt.)
 Reeverts, Don 1957, 58, 59
 Rice, Earle B. 1910
 Roth, Doug 1986, 87, 88
 Sample, Edward B. (Mgr.) 1924
 Scott, Charles 1958, 59
 Sewell, Anthony 1998
 Thomas Jr., Daniel R. 1945, 46, 47
 Thomas, Jack 1946, 49
 Titsworth, John R. 1911, 12, 13
 Troutman, Conrad E. 1918, 19, 20, 21 (Capt.), 22
 Walker, Zack (Mgr.) 2020
 Widby, Ron 1965, 66, 67 (Capt.)
 Wright, Bill 1943, 47
 Young, Bill 1967

Lenoir City

Burdette, George 1925

Lewisburg

Batey, Jack S. 1923, 25
 Haislip, Marcus 2000, 01, 02

Lexington

Thomas, J. Pope (Mgr.) 1951

Madison

Carnes, Myron 1984, 85

Maryville

Coulter, Kenny 1957, 58, 59
 Fisher, John W. 1936, 37
 Teffeteller, Kenne 1978, 79

Memphis

Anderson, Harry 1934, 35 (Capt.), 36 (Capt.)
 Bradshaw, Dane 2004, 05, 06, 07 (Capt.)
 Brooks, Michael 1981, 82, 83, 85
 Campbell, Don 1970
 Chandler, Kennedy 2022
 Cole, Johnny Paul (Mgr.) 2012
 Golden, LaMarcus 1993, 94
 Harris, Antonio 1996, 97
 Harris, Tony 1998, 99, 00, 01
 Janes, Palmer 1919, 20, 21, 22 (Capt.)
 Langschmidt, Carl 1953
 Love, Anthony 1981
 Mansfield, Larry 1968
 McCabe, Willis 1920
 McCallum, Robert (Mgr.) 1932
 McFadgon, Scooter 2004, 05 (Capt.)
 McKeen, Allyn E. 1926, 27, 28
 Neely, Frank S. 1911
 Pardue, James W. (Mgr.) 1940
 Prince, J.P. 2008, 09, 10 (Capt.)
 Scott, Robert R. 1928
 Sexton, Scott (Mgr.) 1989, 90
 Sharp, Harry B. 1928, 29 (Capt.), 30
 Smithwick, Fred 2003, 04, 05
 Stokes, Jarnell 2012, 13, 14
 Swearngen, Clarence 1988, 89
 Weatherford, Heiskell (Mgr.) 1934
 Woods, Terrence 2000, 01

Millington

Corbitt, Maurice 1929, 30, 31 (Capt.)

Morristown

Marshall, Floyd "Biggy" 1935, 36, 37 (Capt.)

Murfreesboro

Thompson, Darius 2014
 Woodson, Brad 2019

Nashville

Allen, Corey 1992, 93
 Bone, Jordan 2017, 18, 19
 Bone, Josh 2010, 11
 Bowers, Richard 1950, 51, 52
 Burris, Art 1947, 48, 49, 50 (Capt.)
 Eidson, Parker (Mgr.) 2017
 Hackman, J.S. 1929
 Harper, Tyrone 1984, 86
 Hathaway, Charles 1997, 98, 99, 00, 01
 Herndon, Boomer 2003, 04
 Jackson, Mike 1975, 76, 77 (Capt.)
 Johnson, Rip 1981
 Lucas, Charles R. "Mike" 1929, 30, (Capt.) 31
 McWhirter, E. Powell 1931, 32, 33 (Capt.)
 Risser, Bob 1957, 58, 59
 Slay, Ron 2000, 01, 02, 03 (Capt.)
 Wharton, Brandon 1996, 97, 98, 99
 Whitesell, Bill (Mgr.) 1991, 92, 93, 94

Newbern

Hubbs III, Robert 2015, 16, 17 (Capt.)

Oak Ridge

Moss, Howie 1960, 62 (Capt.)

Paris

Littleton, Ed 1981, 83

Piney Flats

Carter, Garrett (Mgr.) 2017

Powell Station

Dougherty, Nathan W. 1909 (Capt.)

Pulaski

Smith, Tyler 2008, 2009 (Capt.), 10

Ridgetop

Phillips, William 1933, 34

Rogersville

Richardson, Lloyd 1971, 72 (Capt.), 73

Rutledge

Davis, A.W. 1963, 64, 65 (Capt.)
 McBee, Skylar 2010, 11, 12, 13

Savannah

Barnhill, John H. 1926, 27, 28

Sevierville

Whaley, Jordan (Mgr.) 2014

Shelbyville

Johnson, Keon, 2021

Smithville

Braswell, Bo (Mgr.) 1987

Smyrna

DeBro, Eddie 2006

Springfield

Darden, Johnny 1976, 77, 78 (Capt.), 79 (Capt.)

Sweetwater

Green, Aaron 1996, 97, 98, 99

Tullahoma

Robertson, Victor M. (Mgr.) 1923, 24

Union City

Bonds, Rodney 1994
 Caldwell, Stanley 1993, 94
 Elam, Thomas F. (Mgr.) 1930, 31
 Griffin, Mark 1986, 87, 88, 89
 Harris, David W. (Mgr.) 1933

Woodford

Pace, Lewis C. 1915 (Mgr.), 16

TEXAS**Austin**

Bailey Jr., Victor, 2021, 22
 Fleschman, Jacob 2020

El Paso

Seale, Bill 1974
 Tomlinson, Wayne 1972, 73, 74

Houston

Asumnu, Stanley 2003, 04, 05, 06
 Crump, Brandon 2002, 03, 04 (Capt.), 05
 (Capt.)
 Ikeakor, Andy 2001, 02

Silsbee

Holden, Thaydeus 2002, 03

UTAH

Salt Lake City
 Evans, Lew 2017 (Capt.)

VIRGINIA**Bristol**

Carter, Bobby 1959, 60, 61
 Feathers, Beattie 1932
 Robinette, Pat 1963, 64, 65

Franklin

Reese, Ronnie 1988, 89, 90, 91

Fredericksburg

Jackson, Justin 2009

Hampton

Crews, Duke 2007, 08
 Daniel III, James 2018

Haysi

Anderson, Glenn 1960

Roanoke

Kinzel, Hank 1948, 49, 50, 51

Springfield

Condon, Kyle (Mgr.) 2013

WASHINGTON, D.C.

Ratliff, James 1978

WEST VIRGINIA**Beckley**

Cook, Ted 1942, 43 47 (Capt.)

Benwood

Gasparovic, Joe 1945, 46

Charleston

Woodall, Jim 1969, 70, 71

Huntington

Hawkins, Greg 1971
 Hawkins, Marshall 1943, 46, 47, 48 (Capt.)
 Wild, Tanner 2009

London

Bell, Greg 1988, 89, 90, 91

Mullens

Elliott, Sid 1962, 63, 64 (Capt.)

Oak Hill

Jackson, Cornelius 1997

Princeton

Little, Elvin 1951, 52, 53

Wheeling

Mehen, Bernard 1940, 41, 42 (Capt.)
 Mehen, Richard 1942, 43, 47 (Capt.)

WISCONSIN**Madison**

Maymon, Jeronne 2012, 14

U.S. VIRGIN ISLANDS**St. Thomas**

Brown, Elvin 1986, 87, 88

BAHAMAS**Nassau**

Lockhart, Ian 1987, 88, 89, 90
 Miller, Dwight 2012

CANADA**Hamilton, Ontario**

Croft, Bobby 1968, 69, 70 (Capt.)

Milton, Ontario

Alexander, Kyle 2016, 17, 18, 19

Toronto, Ontario

Kasongo, Ray 2016

FINLAND**Helsinki**

Nkamhoua, Olivier 2020, 21, 22

FRANCE**Fuveau**

Pons, Yves 2018, 19, 20, 21

NIGERIA**Lagos**

Makanjuola, Yemi 2012, 13

Kaduna

Negeedu, Emmanuel 2009

SERBIA**Ivanjica**

Plavšić, Uroš 2020, 21, 22

URUGUAY**Montevideo**

Vescovi, Santiago 2020, 21, 22

OUTLOOK

PLAYERS

STAFF

REVIEW

RESULTS

RECORDS

HONORS

POSTSEASON

VOLMANAC

MEDIA INFO



INCOMING TRANSFER HISTORY

Corrections or additions to this list should be directed via email to tomsid@tennessee.edu

DIVISION I TRANSFERS

Name	Year in Residency	Active at Tenn.	Previous School
Bailey Jr., Victor	2019-20	2020-present	Oregon
Bohannon, Eldrick	1993-94	1994-95	Arizona
Bone, Josh [!]	Jan. 2009 - Dec. 2010	2009-11	Southern Illinois
Coogler, Jim [*]	immediately eligible	1980-81	Middle Tennessee State
Grindstaff, Jenis	1998-99	1999-2002	Virginia Tech
Hendrix, Jemere	2002-03	2003-05	Clemson
Hubert, Mike [*]	immediately eligible	2008-11	Chattanooga
Kilmartin, Ryan [*]	immediately eligible	2011-12	Appalachian State
Maymon, Jeronne	Jan. 2010 - Dec. 2011	2010-14	Marquette
McFadgon, Scooter	2002-03	2003-05	Memphis
Murphy, Rob [*]	2010-11	2011-13	Lipscomb
Patterson, Andre	2003-04	2004-06	UCLA
Plavšić, Uroš	immediately eligible	2019-present	Arizona State
Powell, Justin	immediately eligible	2021-present	Auburn
Prince, J.P.	Jan. 2010 - Dec. 2011	2007-10	Arizona
Smith, Tyler	Waiver; immediately eligible	2007-10	Iowa
Tracey, Vinnie	Jan. 1972 - Dec. 1973	1973-75	Boston College

^{*} Transferred to Tennessee as a walk-on; [!] Later earned a scholarship

JUNIOR COLLEGE TRANSFERS

Name	Active at Tenn.	Previous School
Albrecht, Justin	2002-04	Iowa Western Community College
Allen, Corey	1991-93	Aquinas Junior College (Tenn.)
Barnes, Cortez	1993-94	Hutchinson Community College (Kan.)
Baulkman, Devon	2014-16	Gulf Coast State College (Fla.)
Berry, Orlando	1991-92	Hiwassee Junior College (Tenn.)
Clemmons, Drew [*]	2001-03	King College (Tenn.; NCAA Division II)
Darrington, Chris	2017-18	Vincennes University (Ind.)
Edwards, D'Montre	2012-14	Brevard Community College (Fla.)
Ferguson, Micquan	2001-02	Aquinas Junior College (Tenn.)
Glenn, Terry	1978-79	Morristown Junior College (Tenn.)
Goins, Melvin	2009-11	Mt. San Jacinto College (Calif.)
Guinn, Bobby Jack	1965-67	Hiwassee Junior College (Tenn.)
Holden, Thaydeus	2001-03	Seward County Community College (Kan.)
Johnson, Damon	1994-96	Hiwassee Junior College (Tenn.)
Johnson, Rip	1979-81	Motlow State Community College (Tenn.)
Jones, DaShay	1996-98	Vincennes Junior College (Ind.)
Kasongo, Ray	2015-16	College of Southern Idaho
Kegler, Alec [*]	2022-	Roane State Community College (Tenn.)
Maze, Bobby	2008-10	Hutchinson Community College (Kan.)
Miller, Dwight	2011-13	Midland College (Texas)
Ndiaye, Rawane	2013-14	Indian Hills Community College (Iowa)
Passley, Tony	2006-07	Redlands Community College (Okla.)
Punter Jr., Kevin	2014-16	State Fair Community College (Mo.)
Robbins, Austin "Red"	1964-66	Chipola Junior College (Fla.)
Robinson, Larry	1971-73	Ferrum Junior College (Va.)
Schultz, Danny	1962-64	Hiwassee Junior College (Tenn.)
Swearengen, Clarence	1987-89	Connors State Junior College (Okla.)
Teffteller, Kenne	1977-79	Walters State Community College (Tenn.)
Turner, Eric	1988-89	Los Angeles City College (Calif.)
Williams, Shane	1994-96	Northeastern Oklahoma A&M
Wright, Lou	2003-04	Southwest Tennessee Community College

^{*} Transferred to Tennessee as a walk-on; [!] Later earned a scholarship

GRADUATE TRANSFERS

Name	Active at Tenn.	Previous School
Anosike, E.J.	2020-21	Sacred Heart
Barton, Antonio	2013-14	Memphis
Chiles, Ian	2014-15	IUPUI
Daniel III, James	2017-18	Howard
Evans, Lew	2016-17	Utah State
Fields, John	2010-11	UNC Wilmington
Key, Tyreke	2021-22	Indiana State

MULTI-SPORT BASKETBALL PLAYERS

PLAYER	POS	YEARS	OTHER SPORTS AT TENNESSEE (POS, YEARS)
Anderson, Harry	C	1934-36	Track (1934-36)
Atkins, Doug	C	1951	Football (T, 1950-52); Track (1950-52)
Asumnu, Stanley	F	2003-06	Football (WR, 2006)
Balitsaris, Mike	G	1940-42	Football (End, 1939-41)
Barnhill, John H.		1927-28	Football (1925-27)
Bartlett, Tommy	G	1951-52	Tennis (1950-52)
Brown, Fred		1929-30	Tennis (1929)
Burdette, George		1925	Football (G, 1923-25); Track
Campbell, Don	G	1968-70	Baseball (INF, 1968-70)
Campbell, Roe	C	1921-23	Football (QB, 1920-22, 24)
Chancey, Steve	F	1972	Football (FB, 1971-73)
Corbitt, Maurice		1929-31	Track (Jumps)
Coulter, Kenny	G	1957-59	Baseball (INF/RHP, 1959); Track (1957-59)
Crumbless, Polk		1933-34	Tennis (1933)
Cruze, Kyle "Buddy"	F	1954	Football (E, 1955-56)
Dodd, Bobby L.		1929-31	Football (QB, 1928-30)
Dougherty, Nathan W.	C	1909	Football (RT, 1906-09)
Elliott, Sid	C	1962-64	Track (1962-64)
Faust, Hugh D.		1929-31	Football (QB, 1930)
Fayton, C.J.*	G	2002	Football (WR, 2002-05)
Feathers, Beattie		1932	Football (B, 1931-33)
Fender, M.W.		1912-13	Football (1912)
Fisher, Dick	C	1959-61	Baseball (1B/RHP, 1959)
Fox, Bob		1940	Football (HB, 1938-40); Baseball (1939 or 1940)
Goins, Melvin	G	2011-12	Football (DB, 2011 spring practice only)
Greenblatt, LeClaire		1930-32	Track
Griffin, Mark	F	1985-89	Baseball (RHP, 1988)
Harkness, William S.	F	1923-26	Football (QB, 1923-26)
Hatcher, Adolphus H. "Buck"	G	1920, 21	Football (HB, 1923)
Hawkins, Marshall	F/C	1943, 46-48	Tennis (1948)
Hug, Paul		1929	Football (End, 1928-30)
Janes, Palmer		1919-22	Football (End, 1919-21)
Kinard, Rudy	G	1969-70	Baseball (SS, 1969-70)
Kipp, Solon S.	G	1909-10	Baseball
Krisle, George	G	1936-38	Tennis (1936-38)
Luttrell, William		1939-41	Football (T, 1938-40)
Marshall, Floyd "Biggy"	F	1935-37	Track (1935-37)
Maxedon, Grover A. 1911	C	1911	Baseball (OF, 1911)
McCabe, Willis		1920	Football (QB, 1919)
McKean, Allyn E.	G	1926-28	Football (End, 1925-27)
McSpadden, Malcolm	G	1912-15	Football (B, 1914)
Mehen, Bernie	F	1940-42	Track (1940-42)
Mitchell, David*	G	1974	Baseball (OF, 1976-77)
Moore, Don*	F	1991	Track (Hurdles, 1987-90)
Moore, Owen		1927	Football (HB, 1926)
Moss, Howie	F	1960, 62	Track (Jumps, 1961)
Neff, Herb	C	1951-52	Track (Jumps, 1949-52)
Neyland, Lewis	F	1954-56	Tennis (1953-54)
Perkins, Marion		1935-36	Football (FB, 1936-37)
Petty, Malcolm "Mac"	F	1666-68	Baseball (RHP, 1966-67)
Plotnicki, Ben "Skip"	F	1963-65	Track (1963, 65)
Powell, Dale	F	1948-49	Baseball (1B, 1951)
Preston, Don	F	1958-59	Swimming (Freestyle)
Ransey, Allen C.		1936	Football (C, 1936-37)
Reevarts, Don	F	1957-59	Track (1957-59)
Ring, J.J.	C	1909-10	Football (RT, 1906, 09)
Risser, Bob	G	1956-59	Golf (1959)
Robinson, Harvey L.		1931	Football (QB, 1931-32)
Scott, Charles	F	1957-59	Track (1958-59)
Smithson, Mike*	F	1975-76	Baseball (RHP, 1975-76)
Test, Eddie	G	1960-61	Baseball (3B, 1960)
Testerman, Kyle*	F	1954-55	Tennis (1954-56)
Titsworth, John R.		1911-13	Baseball (P, 1910-13)
Walther, Paul "Lefty"	F	1947-49	Baseball (P, 1948)
Warren, Buist		1938, 40	Football (QB, 1938-40)
White, Benton		1909	Football (LE, 1907-08)
Widby, Ron	F	1965-67	Baseball (1B, 1965); Football (P, 1964-66); Golf (1966)
Witt, Roy		1928	Baseball (P, 1926-28); Football (HB, 1926-28)
Wolfe, Lloyd S.	G	1915-17	Football (RE, 1914-16)
Woods, Rodney	G	1973-75	Baseball (OF, 1973-74)
Young, Bill	C	1967	Football (DB, 1966, 1968-69)


* = Did not letter in basketball (squad member)



As a quarterback on the Vols' football team, **Bobby Dodd** led UT to a 27-1-2 record as a starter. He is member of the College Football Hall of Fame as both a player and coach.



Vols forward **Mike Smithson** also starred on the baseball diamond at Tennessee. He went on to pitch eight years in Major League Baseball and was a member of the Minnesota Twins' 1987 World Series championship team.



A four-sport letterman at UT, **Ron Widby** was selected in three pro drafts in two sports. He played in two Super Bowls with the Cowboys, winning Super Bowl VI.

OUTLOOK

PLAYERS

STAFF

REVIEW

RESULTS

RECORDS

HONORS

POSTSEASON

VOLMANAC

MEDIA INFO





PARTNER WITH A VOL

TENNESSEE
NAME, IMAGE & LIKENESS



[UTSPORTS.COM/NIL](https://utsports.com/nil)

Want to connect with Tennessee student-athletes on Name, Image, and Likeness opportunities? Simply scan the QR code to be directed to our NIL Interest Form.

ALL-TIME PLAYER STATISTICS

OUTLOOK

PLAYERS

STAFF

REVIEW

RESULTS

RECORDS

HONORS

POSTSEASON

VOLMANAC

MEDIA INFO



ALL-TIME NUMERICAL JERSEY LISTING

00
Bohannon, Etdrick - 1995

0
Herndon, Boomer - 2003, 04
Woolridge, Renaldo - 2009, 10, 11
Makanjuola, Yemi - 2012
Punter Jr., Kevin - 2015, 16
Bone, Jordan - 2017, 18, 19
Gaines, Davonte - 2020, 21
Aidoo, Jonas - 2022

1
Yarbrough, Vincent - 1999, 2000, 01, 02
Wingate, Major - 2004, 05, 06
Smith, Tyler - 2008, 09, 10
McRae, Jordan - 2011
Richardson, Josh - 2012, 13, 14, 15
Turner, Lamonté - 2017, 18, 19, 20
Chandler, Kennedy - 2022

2
Ferguson, Micquan - 2002
Clemmons, Drew - 2002, 03
McFadgon, Scooter - 2004, 05
Smith, JaJuan - 2006, 07, 08
Goins, Melvin - 2011
Barton, Antonio - 2014
Kasongo, Ray - 2016
Williams, Grant - 2017, 18, 19
Huntley-Hatfield, Brandon - 2022

3
Brand, Chris - 1992, 93, 94
Lee, Rashard - 1996, 97, 98, 99
Asumnu, Stanley - 2003, 04, 05, 06
Johnson, Marques - 2007
Maze, Bobby - 2009, 10
Woolridge, Renaldo - 2012
Reese, Derek - 2013
Hubbs, Robert III - 2014, 15, 16, 17
Daniel, James III - 2018
Pember, Drew - 2020, 21
Diboundje, Quentin - 2022

4
Booth, Bill - 1961, 62*, 63
Dyer, J.H. - 1962*
Crone, Jimmy - 1964
Brown, Jermaine - 1992, 93
Johnson, Damon - 1995, 96
Crump, Brandon - 2002, 03, 04, 05
Chism, Wayne - 2007, 08, 09, 10
Moore, Armani - 2013, 14, 15, 16
Fleschman, Jacob - 2018, 19, 20

* Home games only; * Road games only

Jonas Aidoo #0 • F • 6-11 • 234 • Durham, N.C. (Liberty Heights Athletic Institute)

Year	GP-GS	Min	Avg	FG-A	Pct	3FG-A	Pct	FT-A	Pct	Rebs	Avg	PF-FO	Ast	TO	Blk	Stl	Pts	Avg
2021-22	19-0	148	7.8			0-0-0	0.000	14-17	.824	42	2.2	19-0	3	5	10	4	40	2.1

Justin Albrecht #43 • F • 6-6 • 215 • Omaha, Neb. (North HS/Iowa Western CC)

Year	GP-GS	Min	Avg	FG-A	Pct	3FG-A	Pct	FT-A	Pct	Rebs	Avg	PF-FO	Ast	TO	Blk	Stl	Pts	Avg
2002-03	2-0	13	6.5	2-5	40.0	0-3	0.000	0-0	0.000	4	2.0	1-0	3	0	0	1	4	2.0
2003-04	26-2	205	7.9	17-49	.347	9-35	.257	3-4	.750	50	1.9	22-0	23	17	2	9	46	1.8
Totals	28-2	218		19-54	.352	9-38	.237	3-4	.750	54	1.9	23-0	26	17	2	10	50	1.8

Kyle Alexander #11 • F • 6-11 • 222 • Milton, Ontario (Orangeville Prep)

Year	GP-GS	Min	Avg	FG-A	Pct	3FG-A	Pct	FT-A	Pct	Rebs	Avg	PF-FO	Ast	TO	Blk	Stl	Pts	Avg
2015-16	32-11	391	12.2	16-37	.432	0-0	0.000	21-32	.656	101	3.2	55-0	2	14	31	5	53	1.7
2016-17	32-23	447	14.0	41-88	.466	1-6	.167	22-44	.500	129	4.0	53-0	6	15	33	6	105	3.3
2017-18	34-34	690	20.3	77-113	.681	1-11	0.000	37-52	.712	189	5.6	83-3	11	25	57	19	192	5.6
2018-19	37-37	881	23.8	108-176	.614	3-7	.429	52-79	.658	246	6.6	99-6	19	43	64	17	271	7.3
Totals	135-105	2409	17.8	242-414	.585	5-14	.357	132-207	.638	665	4.9	290-9	39	97	185	47	621	4.6

Corey Allen #40 • F • 6-6 • 215 • Nashville, Tenn. (Whites Creek HS/Aquinas JC)

Year	GP-GS	Min	Avg	FG-A	Pct	3FG-A	Pct	FT-A	Pct	Rebs	Avg	PF-FO	Ast	TO	Blk	Stl	Pts	Avg
1991-92	34-31	1025	30.1	168-346	.486	11-40	.275	78-100	.780	230	6.8	69-1	46	63	27	37	425	12.5
1992-93	30-30	991	33.0	167-358	.466	29-69	.420	65-98	.663	220	7.3	55-0	52	67	14	28	428	14.3
Totals	64-61	2016	31.5	335-704	.476	40-109	.367	143-198	.722	450	7.0	124-1	98	130	41	65	853	13.3

Leon Ammerman #19 • F • 5-11 • 190 • New Castle, Ind. (New Castle HS)

Year	GP-GS	Min	Avg	FG-A	Pct	3FG-A	Pct	FT-A	Pct	Rebs	Avg	PF-FO	Ast	TO	Blk	Stl	Pts	Avg
1955-56	20--	--	--	101-269	.375	--	--	51-87	.586	105	5.3	61--	--	--	--	--	253	12.7
1956-57	22--	--	--	141-339	.416	--	--	91-144	.632	198	9.0	59--	--	--	--	--	373	17.0
1957-58	20--	--	--	109-260	.419	--	--	85-116	.716	127	6.4	60--	--	--	--	--	301	15.1
Totals	62--	--	--	351-868	.404	--	--	225-347	.648	430	6.9	180--	--	--	--	--	927	15.0

Glen Anderson #32/#33 • F • 6-4 • 188 • Haysi, Va. (Haysi HS)

Year	GP-GS	Min	Avg	FG-A	Pct	3FG-A	Pct	FT-A	Pct	Rebs	Avg	PF-FO	Ast	TO	Blk	Stl	Pts	Avg
1957-58	5--	--	--	4-12	.333	--	--	4-5	.800	16	3.2	3--	--	--	--	--	12	2.4
1959-60	11--	--	--	16-42	.381	--	--	9-10	.900	34	3.1	16-0	--	--	--	--	41	3.7
Totals	16--	--	--	20-54	.370	--	--	13-15	.867	50	3.3	19-0	--	--	--	--	53	3.3

David Anderton #21 • G • 6-1 • 170 • Knoxville, Tenn. (Bearden HS)

Year	GP-GS	Min	Avg	FG-A	Pct	3FG-A	Pct	FT-A	Pct	Rebs	Avg	PF-FO	Ast	TO	Blk	Stl	Pts	Avg
1959-60	20--	--	--	36-76	.474	--	--	18-23	.783	22	1.1	28-0	--	--	--	--	90	4.5
1960-61	16--	--	--	7-27	.259	--	--	11-14	.786	11	0.7	6-0	--	--	--	--	25	1.6
1961-62	16--	--	--	35-91	.385	--	--	25-39	.641	35	2.2	34-1	--	--	--	--	95	5.9
Totals	52--	--	--	78-194	.402	--	--	54-76	.711	68	1.3	68-1	--	--	--	--	210	4.0

E.J. Anosike #55 • F • 6-7 • 245 • East Orange, N.J. (Sacred Heart University)

Year	GP-GS	Min	Avg	FG-A	Pct	3FG-A	Pct	FT-A	Pct	Rebs	Avg	PF-FO	Ast	TO	Blk	Stl	Pts	Avg
2020-21	22-0	189	8.6	13-38	.342	0-0	0.000	12-20	.600	42	1.9	20-0	6	5	1	8	38	1.7

Sam Arterburn #12 • F • 6-6 • 200 • Paducah, Ky. (Tilghman HS)

Year	GP-GS	Min	Avg	FG-A	Pct	3FG-A	Pct	FT-A	Pct	Rebs	Avg	PF-FO	Ast	TO	Blk	Stl	Pts	Avg
1984-85	15-1	74	4.9	4-16	.250	--	--	4-7	.571	11	0.7	13-1	6	10	0	0	12	0.8
1985-86	19-1	116	6.1	13-30	.433	--	--	7-9	.778	17	0.9	17-0	13	15	3	6	33	1.7
1986-87	3-0	23	7.7	0-3	0.000	0-0	0.000	2-2	1.000	2	0.7	7-1	1	3	0	0	2	0.7
Totals	37-2	213	5.8	17-49	.347	0-0	0.000	13-18	.722	30	0.8	37-2	20	28	3	6	47	1.3

Doug Ashworth #43 • C • 6-6 • 215 • Dayton, Ohio (Beavercreek HS)

Year	GP-GS	Min	Avg	FG-A	Pct	3FG-A	Pct	FT-A	Pct	Rebs	Avg	PF-FO	Ast	TO	Blk	Stl	Pts	Avg
1973-74	21--	--	--	21-39	.538	--	--	16-36	.444	92	4.4	42-1	15	--	--	--	58	2.8
1974-75	26--	--	--	95-139	.683	--	--	28-52	.538	205	7.9	70-5	18	--	--	--	218	8.4
1975-76	27--	--	--	69-131	.527	--	--	17-33	.515	158	5.9	66-2	39	--	--	--	155	5.7
Totals	74--	--	--	185-309	.599	--	--	61-121	.504	455	6.1	178-8	72	--	--	--	431	5.8

Stanley Asumnu #3 • F • 6-5 • 215 • Houston, Texas (Westbury Christian HS/Hargrave Acad.)

Year	GP-GS	Min	Avg	FG-A	Pct	3FG-A	Pct	FT-A	Pct	Rebs	Avg	PF-FO	Ast	TO	Blk	Stl	Pts	Avg
2002-03	28-6	345	12.3	29-92	.315	5-25	.200	18-31	.581	47	1.7	31-0	22	34	0	13	81	2.9
2003-04	29-11	490	16.9	62-136	.456	1-7	.143	27-64	.422	71	2.4	51-1	42	46	3	24	152	5.2
2004-05	26-1	213	8.2	27-69	.391	1-4	.250	8-18	.444	27	1.0	25-0	9	20	2	10	63	2.4
2005-06	30-15	579	19.3	106-210	.505	1-8	.125	26-53	.491	95	3.2	36-3	45	39	8	26	239	8.0
Totals	113-33	1627	14.4	224-507	.442	8-44	.182	79-166	.476	240	2.1	143-1	118	139	13	73	535	4.7

Doug Atkins #19 • C • 6-8 • 245 • Humboldt, Tenn. (Humboldt HS)

Year	GP-GS	Min	Avg	FG-A	Pct	3FG-A	Pct	FT-A	Pct	Rebs	Avg	PF-FO	Ast	TO	Blk	Stl	Pts	Avg
1950-51	13--	--	--	45-165	.273	--	--	39-60	.650	--	--	29--	--	--	--	--	129	9.9

Todd Austin #10 • G • 6-2 • 170 • Lafayette, Tenn. (Macon County HS)

Year	GP-GS	Min	Avg	FG-A	Pct	3FG-A	Pct	FT-A	Pct	Rebs	Avg	PF-FO	Ast	TO	Blk	Stl	Pts	Avg
1998-99	10-0	12	1.2	1-7	.143	0-3	0.000	5-6	.833	1	0.1	0-0	0	2	0	0	7	0.7

Victor Bailey Jr. #12 • G • 6-4 • 182 • Austin, Texas (McNeil HS/University of Oregon)

Year	GP-GS	Min	Avg	FG-A	Pct	3FG-A	Pct	FT-A	Pct	Rebs	Avg	PF-FO	Ast	TO	Blk	Stl	Pts	Avg
2020-21	27-12	666	24.7	97-241	.402	47-139	.338	53-64	.828	55	2.0	46-1	44	31	4	15	294	10.9
2021-22	34-4	327	9.6	33-97	.340	12-55	.218	9-16	.563	32								

ALL-TIME PLAYER STATS

Del Baker #32 • G • 6-5 • 200 • Cleveland, Tenn. (Cleveland HS)

Year	GP-GS	Min	Avg	FG-A	Pct	3FG-A	Pct	FT-A	Pct	Rebs	Avg	PF-FO	Ast	TO	Bk	Stl	Pts	Avg
1997-98	25-0	17.4	7.0	17-48	.354	8-27	.296	4-4	1.00	24	1.0	11-0	13	22	6	4	46	1.8
1998-99	24-0	14.0	5.8	15-43	.349	6-26	.231	0-2	0.000	11	0.5	7-0	7	10	0	6	36	1.5
1999-00	25-0	29.6	11.8	34-82	.415	12-45	.267	7-17	.412	27	1.1	14-0	25	18	12	13	87	3.5
2001-02	26-2	26.0	10.0	13-37	.351	11-31	.355	4-9	.444	27	1.0	18-0	15	12	1	3	41	1.6
Totals	100-2	87.0	8.7	79-210	.376	37-129	.287	15-32	.469	89	0.9	50-0	60	62	19	26	210	2.1

Eddie Ball #30 • G • 6-2 • 190 • Cincinnati, Ohio (Sycamore HS)

Year	GP-GS	Min	Avg	FG-A	Pct	3FG-A	Pct	FT-A	Pct	Rebs	Avg	PF-FO	Ast	TO	Bk	Stl	Pts	Avg
1994-95	1-0	1	1.0	0-0	0.000	0-0	0.000	0-0	0.000	0	0.0	0-0	1	1	0	0	0	0.0
1995-96	1-0	1	1.0	0-0	0.000	0-0	0.000	0-0	0.000	0	0.0	0-0	0	0	0	0	0	0.0
Totals	2-0	2	1.0	0-0	0.000	0-0	0.000	0-0	0.000	0	0.0	0-0	1	1	0	0	0	0.0

Cortez Barnes #24 • F • 6-7 • 205 • Wichita, Kan. (Heights HS/Hutchinson CC)

Year	GP-GS	Min	Avg	FG-A	Pct	3FG-A	Pct	FT-A	Pct	Rebs	Avg	PF-FO	Ast	TO	Bk	Stl	Pts	Avg
1993-94	26-11	648	24.9	79-227	.348	45-139	.324	4-12	.333	100	3.8	32-0	39	54	4	19	207	8.0

Tommy Bartlett #13 • G • 5-8 • 160 • Knoxville, Tenn. (Knoxville HS)

Year	GP-GS	Min	Avg	FG-A	Pct	3FG-A	Pct	FT-A	Pct	Rebs	Avg	PF-FO	Ast	TO	Bk	Stl	Pts	Avg
1950-51	21--	--	--	69-233	.296	--	--	72-108	.667	--	--	62--	--	--	--	--	210	10.0
1951-52	19--	--	--	70-215	.326	--	--	87-107	.813	--	--	62--	--	--	--	--	227	11.9
Totals	40--	--	--	139-448	.310	--	--	159-215	.740	--	--	124--	--	--	--	--	437	10.9

Antonio Barton #2 • G • 6-2 • 180 • Baltimore, Md. (Notre Dame Prep [Mass.]/Univ. of Memphis)

Year	GP-GS	Min	Avg	FG-A	Pct	3FG-A	Pct	FT-A	Pct	Rebs	Avg	PF-FO	Ast	TO	Bk	Stl	Pts	Avg
2013-14	37-28	930	25.1	93-249	.373	51-150	.340	42-61	.689	81	2.2	66-0	76	36	4	22	279	7.5

Devon Baulkman #34 • G • 6-4 • 200 • Bainbridge, Ga (Bainbridge HS/Gulf Coast State College)

Year	GP-GS	Min	Avg	FG-A	Pct	3FG-A	Pct	FT-A	Pct	Rebs	Avg	PF-FO	Ast	TO	Bk	Stl	Pts	Avg
2014-15	31-7	45.7	14.7	45-118	.391	26-68	.382	31-39	.795	72	2.3	35-0	19	24	3	19	147	4.7
2015-16	34-32	93.3	27.4	109-292	.373	62-186	.333	44-54	.815	117	3.4	56-0	60	45	13	35	324	9.5
Totals	65-39	1390	21.4	154-410	.376	88-254	.346	75-93	.806	189	2.9	91-0	79	69	16	54	471	7.2

Randy Bates #54 • C/F • 6-7 • 210 • Old Hickory, Tenn. (Goodpasture HS)

Year	GP-GS	Min	Avg	FG-A	Pct	3FG-A	Pct	FT-A	Pct	Rebs	Avg	PF-FO	Ast	TO	Bk	Stl	Pts	Avg
1980-81	4-0	6	1.5	2-3	.667	--	--	1-2	.500	1	0.3	3-0	0	0	0	0	5	1.3
1981-82	3-0	5	1.7	0-1	0.000	--	--	1-4	.250	1	0.3	2-0	1	0	0	0	1	0.3
Totals	7-0	11	1.6	2-4	.500	--	--	2-6	.333	2	0.3	5-0	1	0	0	0	6	0.9

Howard Bayne #50 • F/C • 6-5 • 234 • Dayton, Ohio (Colonel White HS)

Year	GP-GS	Min	Avg	FG-A	Pct	3FG-A	Pct	FT-A	Pct	Rebs	Avg	PF-FO	Ast	TO	Bk	Stl	Pts	Avg
1963-64	19--	--	--	65-141	.461	--	--	36-74	.486	177	9.3	66-4	--	--	--	--	166	8.7
1964-65	25--	--	--	63-126	.500	--	--	49-86	.570	198	7.9	67-2	--	--	--	--	175	7.0
1965-66	22--	--	--	50-103	.485	--	--	32-56	.571	141	6.4	46-2	--	--	--	--	132	6.0
Totals	66--	--	--	178-370	.481	--	--	117-216	.542	516	7.8	179-8	--	--	--	--	473	7.2

Tyrone Beaman #10 • G • 5-11 • 155 • Niagara Falls, N.Y. (Jamestown HS)

Year	GP-GS	Min	Avg	FG-A	Pct	3FG-A	Pct	FT-A	Pct	Rebs	Avg	PF-FO	Ast	TO	Bk	Stl	Pts	Avg
1980-81	24-2	30.5	12.7	29-71	.408	--	--	28-42	.667	20	0.8	46-0	48	48	1	18	86	3.6
1981-82	30-23	88.0	29.3	77-154	.500	--	--	49-78	.628	45	1.5	75-0	125	83	3	45	203	6.8
1982-83	32-32	103.7	32.4	105-206	.510	--	--	65-89	.730	49	1.5	108-6	184	99	1	67	275	8.6
1983-84	35-29	99.7	28.5	77-169	.456	--	--	83-104	.798	32	0.9	88-3	134	98	6	43	237	6.8
Totals	121-86	321.9	26.6	288-600	.480	--	--	225-313	.719	146	1.2	317-9	491	328	11	173	801	6.6

David Bell #50 • C/F • 6-7 • 215 • Dayton, Ohio (W.E. Stebbins)

Year	GP-GS	Min	Avg	FG-A	Pct	3FG-A	Pct	FT-A	Pct	Rebs	Avg	PF-FO	Ast	TO	Bk	Stl	Pts	Avg
1966-67	24--	--	--	16-35	.457	--	--	4-10	.400	38	1.6	33-0	--	--	--	--	36	1.5
1967-68	12--	--	--	6-8	.750	--	--	1-4	.250	18	1.5	12-0	--	--	--	--	13	1.1
Totals	36--	--	--	22-43	.512	--	--	5-14	.357	56	1.6	45-0	--	--	--	--	49	1.4

Greg Bell #23 • G • 6-3 • 185 • London, W.Va. (DuPont HS)

Year	GP-GS	Min	Avg	FG-A	Pct	3FG-A	Pct	FT-A	Pct	Rebs	Avg	PF-FO	Ast	TO	Bk	Stl	Pts	Avg
1987-88	26-14	60.6	23.3	93-225	.413	39-98	.398	53-78	.679	66	2.5	74-4	43	57	4	26	278	10.7
1988-89	30-3	69.6	23.2	114-271	.421	62-155	.400	60-91	.659	64	2.1	72-0	56	61	5	22	350	11.7
1989-90	30-30	94.2	31.4	161-368	.438	66-153	.431	111-162	.685	96	3.2	99-3	65	88	4	36	499	16.6
1990-91	12-0	20.0	16.7	25-79	.316	4-23	.174	17-23	.630	21	1.8	22-0	14	29	1	9	71	5.9
Totals	98-47	244.4	24.9	393-943	.417	171-429	.399	241-358	.675	247	2.5	267-7	178	235	14	93	1198	12.2

Orlando Berry #14 • G • 5-11 • 175 • Cincinnati, Ohio (Woodward HS/Hiwasssee JC)

Year	GP-GS	Min	Avg	FG-A	Pct	3FG-A	Pct	FT-A	Pct	Rebs	Avg	PF-FO	Ast	TO	Bk	Stl	Pts	Avg
1991-92	25-1	38.2	15.3	23-62	.371	1-2	.500	31-58	.534	28	1.1	41-0	69	33	0	20	78	3.1

Bert Bertelkamp #10 • G • 6-3 • 165 • Knoxville, Tenn. (Bearden HS)

Year	GP-GS	Min	Avg	FG-A	Pct	3FG-A	Pct	FT-A	Pct	Rebs	Avg	PF-FO	Ast	TO	Bk	Stl	Pts	Avg
1976-77	21--	--	--	13-30	.433	--	--	0-1	.000	11	0.5	15-0	9	--	--	--	26	1.2
1977-78	27--	--	--	137-279	.491	--	--	35-43	.814	93	3.4	67-3	64	34	4	22	309	11.4
1978-79	33--	--	--	60-136	.441	--	--	34-39	.872	36	1.1	96-4	105	57	2	26	154	4.7
1979-80	29-29	90.8	31.3	71-137	.518	--	--	43-52	.827	62	2.1	80-6	154	72	8	35	185	6.4
Totals	110-29	171.7	--	281-582	.483	--	--	112-135	.830	202	1.8	258-13	332	163	14	83	674	6.1

Hank Bertelkamp #18/#16 • F • 6-3 • 175 • Louisville, Ky. (duPont Manual HS)

Year	GP-GS	Min	Avg	FG-A	Pct	3FG-A	Pct	FT-A	Pct	Rebs	Avg	PF-FO	Ast	TO	Bk	Stl	Pts	Avg
1950-51	14--	--	--	8-40	.200	--	--	2-6	.333	--	--	21--	--	--	--	--	18	1.3
1951-52	20--	--	--	64-211	.303	--	--	41-73	.562	--	--	63--	--	--	--	--	169	8.5
1952-53	21--	--	--	106-335	.316	--	--	89-133	.669	158	7.5	--	--	--	--	--	301	14.3
Totals	55--	--	--	178-586	.304	--	--	132-212	.623	158	--	84--	--	--	--	--	488	8.9

Don Bingham #21 • G • 6-1 • 165 • DeWitt, Ky. (Knox Central HS)

Year	GP-GS	Min	Avg	FG-A	Pct	3FG-A	Pct	FT-A	Pct	Rebs	Avg	PF-FO	Ast	TO	Bk	Stl	Pts	Avg
1956-57	22--	--	--	114-300	.380	--	--	58-79	.734	92	4.2	56--	--	--	--	--	307	14.0

5



12

Montgomery, Ed - 1948, 49
 Lovelace, Bill - 1953, 54, 55
 Simpson, Gene - 1951
 Cooper, Ray - 1957, 58, 59
 Perigo, Bob - 1960, 61*
 Keebler, Rick - 1964, 66
 Cornwall, Jim - 1965*
 Peltz, Roger - 1969, 70, 71
 Mitchell, David - 1974
 Joyce, Michael - 1978, 79
 Littleton, Ed - 1981, 82, 83
 Arterburn, Sam - 1985, 86, 87
 Kesler, Chris - 1988
 Dunk, Alico - 1995
 Sewell, Anthony - 1996, 97, 98
 Haislip, Marcus - 2000, 01, 02
 Jackson, Justin - 2006
 Smith, Ramar - 2007, 08
 Harris, Tobias - 2011
 Parker, Kwe - 2017
 Woodson, Brad - 2017, 18
 Bailey Jr., Victor - 2021, 22

13

Graham, Don - 1948, 49
 Bartlett, Tommy - 1951, 52
 Hall, Bill - 1953, 54, 55
 Perigo, Bob - 1960, 61*
 Paskell, Tony - 2007
 McBee, Skylar - 2010, 11, 12, 13
 Johnson, Jalen - 2018, 19, 20
 Nkamhoua, Olivier - 2021, 22

14 (RETIRED)

Walther, Paul "Lefty" - 1948, 49
 Davis, Dick - 1951
 Langschmidt, Carl - 1952, 53
 Bogott, Dan - 1953, 54
 Lowery, Butch - 1958
 Schultz, Danny 1963, 64
 Pietropola, Joe - 1965
 Cornwall, Jim - 1966*
 Hann, Bill - 1967, 68, 69
 Glenn, Terry - 1979
Ellis, Dale - 1981, 82, 83
 Hausley, Ron - 1985, 86, 87, 88
 Berry, Orlando - 1992
 Harris, Tony - 1998, 99, 2000, 01
 Summitt, Tyler - 2011, 12

15

Brintnall, Phil - 1961
 Byrd, Bill - 1948, 49
 Pitts, Rex - 1953
 Thompson, Herman - 1954, 55, 56, 57
 Martin, John - 1960, 61, 62
 Cornwall, Jim - 1966*
 Smith, David - 1974
 Parton, Ralph - 1977, 78, 79, 80
 Taylor, Ron - 1989, 90
 Wharton, Brandon - 1996, 97, 98, 99
 Wilborn, Elgrace - 2002, 03
 Howell, Jordan - 2005, 06, 07, 08
 Murphy, Rob - 2012, 13
 Thompson, Darius - 2014
 Mostella, Detrick - 2015, 16, 17
 Walker, Derrick - 2018, 19
 Walker Jr., Corey - 2021
 Mashack, Jahmai - 2022

* Home games only; * Road games only

C.J. Black #43 • F • 6-8 • 255 • Chattanooga, Tenn. (Brainerd HS)

Year	GP-GS	Min	Avg	FG-A	Pct	3FG-A	Pct	FT-A	Pct	Rebs	Avg	PF-FO	Ast	TO	Blk	Stl	Pts	Avg
1996-97	27-20	689	25.5	98-190	.516	1-4	.250	117-153	.765	169	6.3	66-0	7	88	38	13	314	11.6
1997-98	29-28	829	28.6	126-243	.519	10-24	.417	103-139	.741	198	6.8	94-1	17	69	73	32	365	12.6
1998-99	30-27	720	24.0	89-201	.443	8-27	.296	97-121	.802	166	5.5	69-2	23	49	46	31	283	9.4
1999-00	32-32	784	24.5	100-193	.518	13-33	.394	86-119	.723	170	5.3	83-3	25	53	56	26	299	9.3
Totals	118-107	3022	25.6	413-827	.499	32-88	.364	403-532	.758	703	6.0	312-6	72	259	212	102	1261	10.7

Tom Boerwinkle #34 • C • 7-0 • 260 • Independence, Ohio (Millersburg HS)

Year	GP-GS	Min	Avg	FG-A	Pct	3FG-A	Pct	FT-A	Pct	Rebs	Avg	PF-FO	Ast	TO	Blk	Stl	Pts	Avg
1965-66	15--	--	--	20-35	.571	--	--	14-18	.778	54	3.6	15-0	--	--	--	--	54	3.6
1966-67	28--	--	--	137-256	.535	--	--	63-98	.643	285	10.2	89-3	--	--	--	--	337	12.0
1967-68	26--	--	--	155-282	.550	--	--	85-121	.702	293	11.3	93-7	--	--	--	--	395	15.2
Totals	69--	--	--	312-573	.545	--	--	162-237	.684	632	9.2	197-10	--	--	--	--	786	11.4

Dan Bogott #14 • G • 5-11 • 170 • Rock Falls, Ill. (Rock Falls HS)

Year	GP-GS	Min	Avg	FG-A	Pct	3FG-A	Pct	FT-A	Pct	Rebs	Avg	PF-FO	Ast	TO	Blk	Stl	Pts	Avg
1952-53	14--	--	--	9-36	.250	--	--	5-9	.556	7	0.5	--	--	--	--	--	23	1.6
1953-54	5--	--	--	27-77	.351	--	--	11-17	.647	19	3.8	11--	--	--	--	--	65	13.0
Totals	19--	--	--	36-113	.319	--	--	16-26	.615	26	1.4	11--	--	--	--	--	88	4.6

Etdrick Bohannon #00 • F • 6-9 • 220 • San Bernardino, Calif. (Maine Central Inst./Arizona)

Year	GP-GS	Min	Avg	FG-A	Pct	3FG-A	Pct	FT-A	Pct	Rebs	Avg	PF-FO	Ast	TO	Blk	Stl	Pts	Avg
1994-95	14-4	204	14.6	18-54	.333	0-0	.000	19-36	.528	59	4.2	29-6	9	27	12	2	55	3.9

Rodney Bonds #25 • G • 6-3 • 195 • Union City, Tenn. (Union City HS)

Year	GP-GS	Min	Avg	FG-A	Pct	3FG-A	Pct	FT-A	Pct	Rebs	Avg	PF-FO	Ast	TO	Blk	Stl	Pts	Avg
1993-94	20-0	220	11.0	7-24	.292	2-6	.333	9-14	.643	22	1.1	35-0	19	12	1	9	25	1.3

Jordan Bone #0 • G • 6-3 • 174 • Nashville, Tenn. (The Ensworth School)

Year	GP-GS	Min	Avg	FG-A	Pct	3FG-A	Pct	FT-A	Pct	Rebs	Avg	PF-FO	Ast	TO	Blk	Stl	Pts	Avg
2016-17	23-17	450	19.6	61-164	.372	14-46	.304	30-39	.769	39	1.7	29-20	66	32	0	12	166	7.2
2017-18	35-33	803	23.1	92-235	.391	21-71	.380	46-56	.821	72	2.1	40-10	124	44	2	26	257	7.3
2018-19	37-37	1219	32.9	186-400	.465	50-141	.355	76-91	.835	118	3.2	49-0	215	74	4	26	498	13.5
Totals	95-87	2479	26.1	339-799	.424	91-258	.353	152-186	.817	229	2.4	118-0	405	150	6	64	921	9.7

Josh Bone #24 • G • 6-3 • 195 • Nashville, Tenn. (Brentwood Academy/Southern Illinois University)

Year	GP-GS	Min	Avg	FG-A	Pct	3FG-A	Pct	FT-A	Pct	Rebs	Avg	PF-FO	Ast	TO	Blk	Stl	Pts	Avg
2009-10	15-0	146	9.7	9-30	.300	6-19	.316	2-5	.667	15	1.0	10-0	5	2	0	5	26	1.7
2010-11	23-3	410	17.8	27-70	.386	10-36	.278	10-12	.833	41	1.8	32-1	15	8	0	13	74	3.2
Totals	38-3	556	14.6	36-100	.360	16-55	.291	12-15	.800	56	1.5	42-1	20	10	0	18	100	2.6

Bill Booth #4/#5 • G • 5-11 • 160 • Pikeville, Ky. (Pikeville HS)

Year	GP-GS	Min	Avg	FG-A	Pct	3FG-A	Pct	FT-A	Pct	Rebs	Avg	PF-FO	Ast	TO	Blk	Stl	Pts	Avg
1960-61	9--	--	--	4-12	.333	--	--	8-13	.615	6	0.7	2-0	--	--	--	--	16	1.8
1961-62	9--	--	--	4-6	.667	--	--	3-4	.750	8	0.9	2-0	--	--	--	--	11	1.2
1962-63	15--	--	--	1-4	.250	--	--	1-4	.250	2	0.1	1-0	--	--	--	--	3	0.2
Totals	33--	--	--	9-22	.409	--	--	12-21	.571	16	0.5	5-0	--	--	--	--	30	0.9

Ben Bosse #30 • F • 6-7 • 190 • Knoxville, Tenn. (Farragut HS)

Year	GP-GS	Min	Avg	FG-A	Pct	3FG-A	Pct	FT-A	Pct	Rebs	Avg	PF-FO	Ast	TO	Blk	Stl	Pts	Avg
2005-06	6-0	11	1.8	1-4	.250	0-0	.000	0-0	.000	1	0.2	0-0	0	0	0	1	2	0.3
2006-07	9-0	17	1.9	0-3	.000	0-0	.000	2	0.2	2	0.2	2-0	1	0	1	1	0	0.0
Totals	15-0	28	1.9	1-7	.143	0-0	.000	2	0.2	3	0.2	2-0	1	0	1	2	2	0.1

Jordan Bowden #23 • G • 6-5 • 193 • Knoxville, Tenn. (Carter HS/22 Feet Academy [S.C.])

Year	GP-GS	Min	Avg	FG-A	Pct	3FG-A	Pct	FT-A	Pct	Rebs	Avg	PF-FO	Ast	TO	Blk	Stl	Pts	Avg
2016-17	30-28	683	22.8	75-202	.371	35-111	.315	53-63	.841	87	2.9	62-3	40	22	5	27	238	7.9
2017-18	35-35	978	27.9	98-249	.394	51-129	.395	73-93	.773	125	3.6	86-6	66	39	1	39	320	9.1
2018-19	36-5	1002	27.8	128-279	.459	51-135	.378	76-93	.817	125	3.5	74-1	70	35	11	31	383	10.6
2019-20	31-31	1067	34.4	139-363	.383	49-171	.287	97-118	.822	125	4.0	70-1	85	51	10	30	424	13.7
Totals	132-99	3730	28.3	440-1093	.403	186-546	.341	299-373	.802	462	3.5	292-6	261	147	37	127	1365	10.3

Dick Bowers #17 • F • 6-3 • 175 • Nashville, Tenn.

Year	GP-GS	Min	Avg	FG-A	Pct	3FG-A	Pct	FT-A	Pct	Rebs	Avg	PF-FO	Ast	TO	Blk	Stl	Pts	Avg
1950-51	22--	--	--	69-199	.347	--	--	24-44	.545	--	--	48--	--	--	--	--	162	7.4
1951-52	20--	--	--	95-287	.331	--	--	55-91	.604	--	--	59--	--	--	--	--	245	12.3
Totals	42--	--	--	164-486	.337	--	--	79-135	.585	--	--	107--	--	--	--	--	407	9.7

Orb Bowling #54 • C • 6-10 • 215 • Sandy Hook, Ky. (Sandy Hook HS)

Year	GP-GS	Min	Avg	FG-A	Pct	3FG-A	Pct	FT-A	Pct	Rebs	Avg	PF-FO	Ast	TO	Blk	Stl	Pts	Avg
1980-61	18--	--	--	27-67	.403	--	--	22-38	.579	96	5.3	42-2	--	--	--	--	76	4.2
1961-62	23--	--	--	111-252	.440	--	--	114-182	.626	208	9.0	73-5	--	--	--	--	336	14.6
1962-63	13--	--	--	30-75	.400	--	--	46-66	.697	93	7.2	37-2	--	--	--	--	106	8.2
Totals	54--	--	--	168-394	.426	--	--	182-286	.636	397	7.4	152-7	--	--	--	--	518	9.6

Dane Bradshaw #23 • G • 6-4 • 205 • Memphis, Tenn. (White Station HS)

ALL-TIME PLAYER STATS

Phil Brintnall

#24 • F • 6-4 • 185 • Bryson City, N.C. (Swain County HS)

Year	GP-GS	Min	Avg	FG-A	Pct	3FG-A	Pct	FT-A	Pct	Rebs	Avg	PF-FO	Ast	TO	Blk	Stl	Pts	Avg
1960-61	2--	--	--	--	0-3.000	--	--	0-0.000	--	1	0.5	4-0	--	--	--	--	0	0.0
1961-62	5--	--	--	--	5-12 .417	--	--	3-9 .333	--	8	1.6	4-0	--	--	--	--	13	2.6
Totals	7--	--	--	--	5-15 .333	--	--	3-9 .333	--	9	1.3	8-0	--	--	--	--	13	1.9

Tony Brock

#11 • G • 6-2 • 180 • Lenoir City, Tenn. (Lenoir City HS)

Year	GP-GS	Min	Avg	FG-A	Pct	3FG-A	Pct	FT-A	Pct	Rebs	Avg	PF-FO	Ast	TO	Blk	Stl	Pts	Avg
1996-97	1-0	2	2.0	0-0.000	--	0-0.000	--	0-0.000	--	0	0.0	0-0	0	0	0	0	0	0.0

Michael Brooks

#21 • G • 6-2 • 170 • Memphis, Tenn. (Melrose HS)

Year	GP-GS	Min	Avg	FG-A	Pct	3FG-A	Pct	FT-A	Pct	Rebs	Avg	PF-FO	Ast	TO	Blk	Stl	Pts	Avg
1980-81	29-0	646	22.3	74-153	.484	--	--	33-46	.717	38	1.3	34-0	90	40	0	25	181	6.2
1981-82	29-25	926	31.9	134-286	.469	--	--	69-81	.852	41	1.4	41-1	96	71	2	33	337	11.6
1982-83	32-32	1131	35.3	198-389	.509	--	--	56-68	.824	51	1.6	51-1	79	83	1	24	452	14.1
1984-85	37-37	1292	34.9	242-472	.513	--	--	146-164	.890	67	1.8	82-0	132	90	0	40	630	17.0
Totals	127-94	3995	31.5	648-1300	.498	--	--	304-359	.847	197	1.6	208-2	397	284	3	122	1600	12.6

Elvin Brown

#44 • F • 6-5 • 195 • St. Thomas, Virgin Islands (Elizabeththn [Tenn.] HS)

Year	GP-GS	Min	Avg	FG-A	Pct	3FG-A	Pct	FT-A	Pct	Rebs	Avg	PF-FO	Ast	TO	Blk	Stl	Pts	Avg
1985-86	26-13	579	22.3	55-115	.478	--	--	16-21	.762	60	2.3	63-1	49	48	10	17	126	4.8
1986-87	29-29	986	34.0	124-260	.477	16-40	.400	46-60	.767	124	4.3	75-3	75	67	11	32	310	10.7
1987-88	17-17	482	28.4	62-138	.449	13-43	.302	27-40	.675	60	3.5	38-1	34	38	4	31	164	9.6
Totals	72-59	2047	28.4	241-513	.470	29-83	.349	89-121	.736	244	3.4	176-5	158	153	25	80	600	8.3

Jermaine Brown

#4 • G • 6-3 • 215 • Louisville, Ky. (Fairdale HS)

Year	GP-GS	Min	Avg	FG-A	Pct	3FG-A	Pct	FT-A	Pct	Rebs	Avg	PF-FO	Ast	TO	Blk	Stl	Pts	Avg
1991-92	17-0	104	6.1	19-44	.432	1-11	.111	3-7	.429	25	1.5	17-0	10	9	0	7	42	2.5
1992-93	27-2	276	10.2	47-106	.443	2-9	.222	13-28	.464	50	1.9	40-0	21	30	4	14	109	4.0
Totals	44-2	380	8.6	66-150	.440	3-18	.167	16-35	.457	75	1.7	57-0	31	39	6	21	151	3.4

Jerome Brown

#10 • G • 6-2 • 170 • Knoxville, Tenn. (Half Hollow Hills East [N.Y.] HS)

Year	GP-GS	Min	Avg	FG-A	Pct	3FG-A	Pct	FT-A	Pct	Rebs	Avg	PF-FO	Ast	TO	Blk	Stl	Pts	Avg
1993-94	12-0	56	4.7	2-9	.222	2-6	.333	2-5	.400	5	0.4	12-1	9	8	0	1	8	0.7

Bob Brykalski

#50 • C • 7-0 • 260 • Canton, Ohio (Lincoln HS)

Year	GP-GS	Min	Avg	FG-A	Pct	3FG-A	Pct	FT-A	Pct	Rebs	Avg	PF-FO	Ast	TO	Blk	Stl	Pts	Avg
1974-75	22--	--	--	18-33	.545	--	--	10-21	.476	64	2.9	40-1	0	--	--	--	46	2.1
1975-76	6--	--	--	1-3	.333	--	--	0-2	.000	8	1.3	6-0	0	--	--	--	2	0.3
Totals	28--	--	--	19-36	.528	--	--	10-23	.435	72	2.6	46-1	0	--	--	--	48	1.7

Paul Burch

#24 • F • 6-5 • 180 • Knoxville, Tenn. (Bearden HS)

Year	GP-GS	Min	Avg	FG-A	Pct	3FG-A	Pct	FT-A	Pct	Rebs	Avg	PF-FO	Ast	TO	Blk	Stl	Pts	Avg
1993-94	5-0	8	1.6	0-1.000	--	0-0.000	--	0-0.000	--	2	0.4	0-0	1	1	0	0	0	0.0
1994-95	1-0	1	1.0	0-0.000	--	0-0.000	--	0-0.000	--	0	0.0	0-0	0	0	0	0	0	0.0
Totals	6-0	9	1.5	0-1.000	--	0-0.000	--	0-0.000	--	2	0.3	0-0	1	1	0	0	0	0.0

Art Burris

#20 • C • 6-5 • Nashville, Tenn.

Year	GP-GS	Min	Avg	FG-A	Pct	3FG-A	Pct	FT-A	Pct	Rebs	Avg	PF-FO	Ast	TO	Blk	Stl	Pts	Avg
1947-48	25--	--	--	67-272	.246	--	--	35-63	.556	--	--	65--	--	--	--	--	169	6.8
1948-49	26--	--	--	96-292	.329	--	--	51-71	.718	--	--	69--	--	--	--	--	243	9.3
Totals	51--	--	--	163-564	.289	--	--	86-134	.642	--	--	134--	--	--	--	--	412	8.1

Willie Burton

#40 • F/C • 6-7 • 210 • Millen, Ga. (Jenkins County HS)

Year	GP-GS	Min	Avg	FG-A	Pct	3FG-A	Pct	FT-A	Pct	Rebs	Avg	PF-FO	Ast	TO	Blk	Stl	Pts	Avg
1980-81	14-0	70	5.0	11-21	.524	--	--	2-6	.333	26	1.9	11-0	0	7	6	6	24	1.7
1981-82	30-30	782	26.1	71-159	.511	--	--	26-39	.667	161	5.4	76-4	40	66	38	27	168	5.6
1982-83	32-32	1096	34.2	124-249	.498	--	--	43-61	.705	259	8.1	84-4	87	79	25	38	291	9.1
1983-84	35-35	1203	34.4	197-377	.523	--	--	78-102	.765	257	7.3	66-0	77	86	21	47	472	13.5
Totals	111-97	3151	28.4	403-786	.513	--	--	149-208	.716	703	6.3	237-8	204	238	90	118	955	8.6

J.D. Byington

#22 • F/C • 6-6 • 190 • Knoxville, Tenn. (Knoxville HS)

Year	GP-GS	Min	Avg	FG-A	Pct	3FG-A	Pct	FT-A	Pct	Rebs	Avg	PF-FO	Ast	TO	Blk	Stl	Pts	Avg
1951-52	8--	--	--	0-6	.000	--	--	0-2	.000	--	--	6--	--	--	--	--	0	0.0
1952-53	16--	--	--	19-65	.292	--	--	10-20	.500	46	2.9	--	--	--	--	--	48	3.0
1953-54	8--	--	--	14-43	.326	--	--	15-20	.750	37	4.6	9--	--	--	--	--	43	5.4
1954-55	11--	--	--	2-14	.143	--	--	8-19	.421	12	1.1	6--	--	--	--	--	12	1.1
Totals	43--	--	--	35-128	.273	--	--	33-61	.541	95	--	21--	--	--	--	--	103	2.4

Bill Byrd

#15 • G • 6-0 • 155 • Miami, Fla.

Year	GP-GS	Min	Avg	FG-A	Pct	3FG-A	Pct	FT-A	Pct	Rebs	Avg	PF-FO	Ast	TO	Blk	Stl	Pts	Avg
1947-48	24--	--	--	21-90	.233	--	--	5-8	.625	--	--	16--	--	--	--	--	47	2.0
1948-49	12--	--	--	5-30	.167	--	--	5-8	.625	--	--	8--	--	--	--	--	15	1.3
Totals	36--	--	--	26-120	.217	--	--	10-16	.625	--	--	24--	--	--	--	--	62	1.7

Stanley Caldwell

#5 • F • 6-6 • 230 • Union City, Tenn. (Union City HS)

Year	GP-GS	Min	Avg	FG-A	Pct	3FG-A	Pct	FT-A	Pct	Rebs	Avg	PF-FO	Ast	TO	Blk	Stl	Pts	Avg
1992-93	28-8	271	9.7	29-61	.475	2-5	.400	8-13	.615	74	2.6	5-0	17	23	2	15	68	2.4
1993-94	27-12	541	20.0	49-117	.419	3-16	.188	21-29	.724	144	5.3	37-0	71	50	0	34	122	4.5
1994-95	5-3	105	21.0	11-30	.367	4-9	.444	11-16	.688	32	6.4	13-1	6	12	2	3	37	7.4
Totals	60-23	917	15.3	89-208	.428	9-30	.300	40-58	.690	250	4.2	55-1	94	85	4	52	227	3.8

Don Campbell

#24 • G • 6-2 • 190 • Memphis, Tenn. (Messick HS)

Year	GP-GS	Min	Avg	FG-A	Pct	3FG-A	Pct	FT-A	Pct	Rebs	Avg	PF-FO	Ast	TO	Blk	Stl	Pts	Avg
1967-68	4--	--	--	1-2	.500	--	--	1-2	.500	5	1.3	5-0	--	--	--	--	3	0.8
1968-69	7--	--	--	0-0	.000	--	--	0-0	.000	2	0.3	0-0	0	--	--	--	0	0.0
1969-70	5--	--	--	1-4	.250	--	--	2-3	.667	3	0.6	2-0	0	--	--	--	4	0.8
Totals	16--	--	--	2-6	.333	--	--	3-6	.500	10	0.6	7-0	0	--	--	--	7	0.4

16</

OUTLOOK

PLAYERS

STAFF

REVIEW

RESULTS

RECORDS

HONORS

POSTSEASON

VOLMANAC

MEDIA INFO



22 (RETIRED)

Neff, Herb - 1951, 52
 Byington, J.D. - 1952, 53, 54, 55
 Otte, Jim - 1956

Carter, Bobby - 1959, 60, 61
 Sheffield, John - 1962*
 Hogsett, Bobby - 1963, 64, 66
 England, Jimmy - 1969, 70, 71

Grunfeld, Ernie - 1974, 75, 76, 77

Wiener, Craig - 1980
 Hyatt, Jerald - 1982, 83
 Miller, Lionel - 1985
 Spivey, Russ - 1986, 87, 88
 Carroll, Joe - 1989
 Wiseman, Lang - 1990, 91, 92, 93
 Gray, Ed - 1994
 Moore, Jason - 1995

Harris, Antonio - 1996, 97
 Patterson, Andre - 2005, 06
 Pearl, Steven - 2008, 09, 10, 11

23

Kinzel, Hank - 1948, 49, 51
 Little, Elvin - 1951, 52, 53
 Cruze, Kyle "Buddy" - 1954
 Sheffield, John - 1962*
 Finestone, Jerry - 1975, 76, 77
 Teffettler, Kenne - 1978, 79
 Johnson, Rip - 1980, 81

Carter, Myron - 1982, 83, 84, 85
 Bell, Greg - 1988, 89, 90, 91
 Golden, LaMarcus - 1993, 94
 Jones, DaShay - 1997, 98
 Bradshaw, Dane - 2004, 05, 06, 07
 Tatum, Cameron - 2008, 09, 10, 11, 12
 Reese, Derek - 2014, 15, 16
 Bowden, Jordan - 2017, 18, 19, 20

24

Garrison, Bob - 1951
 Jarvis, Bill - 1952, 53, 54, 55
 Hatcher, Bobby - 1956
 Carmichael, Ron - 1959*, 61*
 Wallace, Bill - 1961*
 Finley, Jim - 1962*
 Falls, Dennis - 1963

Coffman, Wes - 1966, 67, 68
 Campbell, Don - 1968 69, 70
 Darden, Johnny - 1976, 77, 78, 79
 Poole, Michael - 1980, 81
 Evans, Walter - 1982, 83
 Johnson, Chuck - 1984

Thomas, Stacey - 1985
 Clark, Rickey - 1988, 89, 90
 Klaehn, Chris - 1991, 92, 93
 Barnes, Cortez - 1994
 Burch, Paul - 1995
 Grindstaff, Jenis - 2000, 01, 02
 Wild, Tanner - 2006, 07, 08, 09

Bone, Josh - 2010, 11
 Lopez, Brandon - 2012, 13, 14
 Campbell, Lucas - 2016, 17, 18, 19
 Sulack, Isaiah - 2021
 Powell, Justin - 2022

* Home games only; * Road games only

Galen Campbell #2/#25 • G • 6-2 • 190 • Knoxville, Tenn. (Fulton HS)

Year	GP-GS	Min	Avg	FG-A	Pct	3FG-A	Pct	FT-A	Pct	Rebs	Avg	PF-FO	Ast	TO	Blk	Stl	Pts	Avg
2011-12	5-0	7	1.4	1-3	.333	0-2	0.000	0-0	0.000	1	0.2	0-0	0	0	0	0	2	0.4
2013-14	8-0	12	1.5	2-3	.667	0-0	0.000	1-1	1.000	0	0.0	2-0	0	0	0	0	5	0.6
2014-15	2-0	2	1.0	0-0	0.000	0-0	0.000	0-0	0.000	0	0.0	1-0	0	0	0	0	0	0.0
Totals	15-0	21	1.4	3-6	.500	0-2	0.000	1-1	1.000	1	0.1	3-0	0	0	0	0	7	0.5

Glenn Campbell #40 • G • 6-1 • 185 • Fall Rock, Ky. (Clay County HS)

Year	GP-GS	Min	Avg	FG-A	Pct	3FG-A	Pct	FT-A	Pct	Rebs	Avg	PF-FO	Ast	TO	Blk	Stl	Pts	Avg
1958-59	13-0	--	--	10-32	.313	--	--	11-17	.647	7	0.5	11-0	--	--	--	--	51	2.4
1959-60	23--	--	--	118-314	.376	--	--	71-107	.664	79	3.4	75-5	--	--	--	--	307	13.3
1960-61	25--	--	--	121-298	.406	--	--	62-98	.633	87	3.5	76-1	--	--	--	--	304	12.2
Totals	61--	--	--	249-644	.387	--	--	144-222	.649	173	2.8	162-6	--	--	--	--	642	10.5

Lucas Campbell #24 • G • 6-4 • 185 • Knoxville, Tenn. (Christian Academy of Knoxville)

Year	GP-GS	Min	Avg	FG-A	Pct	3FG-A	Pct	FT-A	Pct	Rebs	Avg	PF-FO	Ast	TO	Blk	Stl	Pts	Avg
2015-16	4-0	8	2.0	1-3	.333	1-2	1.500	0-0	0.000	0	0.0	1-0	0	1	0	0	3	0.8
2016-17	3-0	5	1.7	0-0	0.000	0-0	0.000	4-6	.667	0	0.0	0-0	0	0	0	0	4	1.3
2017-18	2-0	5	2.5	1-1	1.000	1-1	1.000	0-0	0.000	1	0.5	0-0	2	0	0	0	3	1.5
2018-19	7-0	14	2.0	2-9	.222	1-4	.250	0-0	0.000	3	0.4	1-0	1	1	0	1	5	0.7
Totals	16-0	32	2.0	4-13	.308	3-7	.429	4-6	.667	5	0.3	2-0	3	2	0	1	15	0.9

Quinn Cannington #11 • G • 6-4 • 165 • Knoxville, Tenn. (Fulton HS)

Year	GP-GS	Min	Avg	FG-A	Pct	3FG-A	Pct	FT-A	Pct	Rebs	Avg	PF-FO	Ast	TO	Blk	Stl	Pts	Avg
2006-07	5-0	5	1.0	1-1	1.000	1-1	1.000	0-0	0.000	0	0.0	1-0	0	0	0	0	3	0.6
2007-08	6-0	9	1.5	2-2	1.000	1-1	1.000	0-0	0.000	0	0.0	0-0	1	0	0	0	5	0.8
2008-09	6-0	12	2.0	2-5	.400	0-0	0.000	0-0	0.000	0	0.0	0-0	0	0	0	0	4	0.7
2009-10	8-0	12	1.5	0-2	0.000	0-1	0.000	2-2	1.000	0	0.0	0-0	3	1	0	1	2	0.3
Totals	25-0	38	1.5	5-12	.417	2-3	.667	2-2	1.000	0	0.0	1-0	4	1	0	1	14	0.6

Ron Carmichael #24 • F • 6-3 • 188 • Dayton, Ohio (Roosevelt HS)

Year	GP-GS	Min	Avg	FG-A	Pct	3FG-A	Pct	FT-A	Pct	Rebs	Avg	PF-FO	Ast	TO	Blk	Stl	Pts	Avg
1958-59	7--	--	--	4-6	.667	--	--	2-3	.667	1	0.1	2-0	--	--	--	--	10	1.4
1959-60	5--	--	--	2-8	.250	--	--	0-0	0.000	6	1.2	4-0	--	--	--	--	4	0.8
1960-61	5--	--	--	8-20	.400	--	--	0-3	0.000	19	3.8	10-0	--	--	--	--	16	3.2
Totals	17--	--	--	14-34	.412	--	--	2-6	.333	26	1.5	16-0	--	--	--	--	30	1.8

Willie Carmichael III #24 • F • 6-8 • 210 • Apopka, Fla. (Wekiva HS)

Year	GP-GS	Min	Avg	FG-A	Pct	3FG-A	Pct	FT-A	Pct	Rebs	Avg	PF-FO	Ast	TO	Blk	Stl	Pts	Avg
2014-15	32-19	47.5	14.8	40-77	.519	0-0	0.000	15-24	.625	75	2.3	101-4	11	29	13	6	95	3.0

Shane Carnes #11 • G • 6-0 • 175 • Kingsport, Tenn. (Dobyns-Bennett HS/Oak Hill Academy)

Year	GP-GS	Min	Avg	FG-A	Pct	3FG-A	Pct	FT-A	Pct	Rebs	Avg	PF-FO	Ast	TO	Blk	Stl	Pts	Avg
1994-95	27-27	89.6	33.2	86-221	.389	52-132	.394	31-50	.620	79	2.9	78-3	72	53	1	37	255	9.4
1995-96	3-1	52	17.3	7-15	.467	4-5	.800	0-0	0.000	5	1.7	4-0	6	3	0	2	18	6.0
Totals	30-28	94.8	31.6	93-236	.394	56-137	.409	31-50	.620	84	2.8	82-3	78	56	1	39	273	9.1

Joe Carroll #22 • G • 5-10 • 165 • Duff, Tenn. (Campbell County HS)

Year	GP-GS	Min	Avg	FG-A	Pct	3FG-A	Pct	FT-A	Pct	Rebs	Avg	PF-FO	Ast	TO	Blk	Stl	Pts	Avg
1988-89	3-0	6	2.0	1-2	.500	1-1	1.00	1-2	.500	0	0.0	0-0	1	2	0	0	4	1.3

Bobby Carter #22 • G • 6-0 • 155 • Bristol, Va. (Bristol HS)

Year	GP-GS	Min	Avg	FG-A	Pct	3FG-A	Pct	FT-A	Pct	Rebs	Avg	PF-FO	Ast	TO	Blk	Stl	Pts	Avg
1958-59	21--	--	--	29-64	.453	--	--	37-54	.685	27	1.3	14-0	--	--	--	--	95	4.5
1959-60	23--	--	--	94-241	.390	--	--	81-111	.730	103	4.5	45-0	--	--	--	--	269	11.7
1960-61	25--	--	--	142-310	.458	--	--	77-125	.616	112	4.5	33-1	--	--	--	--	361	14.4
Totals	69--	--	--	265-615	.431	--	--	195-290	.672	242	3.5	92-1	--	--	--	--	725	10.5

Gary Carter #30 • G • 6-3 • 190 • Johnson City, Tenn. (Science Hill HS)

Year	GP-GS	Min	Avg	FG-A	Pct	3FG-A	Pct	FT-A	Pct	Rebs	Avg	PF-FO	Ast	TO	Blk	Stl	Pts	Avg
1978-79	33--	1137	34.5	145-283	.512	--	--	69-98	.704	161	4.9	82-3	94	96	4	47	359	10.9
1979-80	29-28	1015	30.5	109-263	.414	--	--	65-80	.813	133	4.6	59-1	87	76	4	32	283	9.8
1980-81	29-29	1082	37.3	174-313	.556	--	--	88-108	.815	112	3.9	79-1	62	59	3	43	436	15.0
1981-82	6-6	228	38.0	46-77	.597	--	--	29-33	.879	18	3.0	15-1	17	21	2	10	121	20.2
Totals	97-63	3462	35.7	474-936	.506	--	--	251-319	.787	424	4.4	235-7	266	252	13	132	1199	12.4

Myron Carter #23 • G • 6-3 • 177 • Madison, Tenn. (Goodpasture HS)

Year	GP-GS	Min	Avg	FG-A	Pct	3FG-A	Pct	FT-A	Pct	Rebs	Avg	PF-FO	Ast	TO	Blk	Stl	Pts	Avg
1981-82	4-0	6	1.5	0-1	0.000	--	--	1-3	.333	0	0.0	1-0	1	1	0	0	1	0.3
1982-83	10-0	47	4.7	2-6	.333	--	--	8-8	1.000	0	0.0	6-0	1	3	0	2	12	1.2
1983-84	27-0	173	6.4	14-29	.483	--	--	27-36	.750	11	0.4	25-1	10	8	0	6	55	2.0
1984-85	37-16	506	13.7	44-92	.478	--	--	26-33	.788	29	0.8	70-1	40	26	1	17	114	3.1
Totals	78-16	732	9.4	60-128	.469	--	--	62-80	.775	41	0.5	102-2	52	38	1	25	182	2.3

Bill Cate #18 • G • 6-3 • 180 • Cleveland, Tenn. (Bradley HS)

Year	GP-GS	Min	Avg	FG-A	Pct	3FG-A
------	-------	-----	-----	------	-----	-------

ALL-TIME PLAYER STATS

Kennedy Chandler #1 • F • 6-0 • 171 • Memphis, Tenn. (Sunrise Christian Academy [Kan.])

Year	GP-GS	Min	Avg	FG-A	Pct	3FG-A	Pct	FT-A	Pct	Rebs	Avg	PF-FO	Ast	TO	Blk	Stl	Pts	Avg
2021-22	34-34	1045	30.7	182-392	46.4	49-128	38.3	60-99	60.6	110	3.2	69-0	161	85	8	74	473	13.9

Irv Chatman #55 • C • 6-9 • 225 • New York, N.Y. (August Martin HS)

Year	GP-GS	Min	Avg	FG-A	Pct	3FG-A	Pct	FT-A	Pct	Rebs	Avg	PF-FO	Ast	TO	Blk	Stl	Pts	Avg
1975-76	13-1	--	--	8-18	44.4	--	--	2-9	22.2	34	2.6	25-0	1	--	--	--	18	1.4

Wilbert Cherry #30 • G • 5-11 • 160 • Knoxville, Tenn. (Karns HS)

Year	GP-GS	Min	Avg	FG-A	Pct	3FG-A	Pct	FT-A	Pct	Rebs	Avg	PF-FO	Ast	TO	Blk	Stl	Pts	Avg
1971-72	4-1	--	--	3-6	50.0	--	--	2-2	100	1	0.3	1-0	0	--	--	--	8	2.0

Quinton Chivous #31 • G • 6-6 • 214 • Chicago, Ill. (Notre Dame Prep [Ill.])

Year	GP-GS	Min	Avg	FG-A	Pct	3FG-A	Pct	FT-A	Pct	Rebs	Avg	PF-FO	Ast	TO	Blk	Stl	Pts	Avg
2012-13	22-0	224	10.2	23-49	46.9	6-21	28.6	4-7	.571	52	2.4	31-1	6	15	1	3	56	2.5
2013-14	9-0	32	3.6	1-4	25.0	0-0	0.000	2-3	.667	7	0.8	9-0	1	2	0	0	4	0.4
Totals	31-0	256	8.3	24-53	45.3	6-22	27.3	6-10	60.0	59	1.9	40-1	7	17	1	3	60	1.9

Ryan Chidress #34 • F • 6-9 • 235 • Cincinnati, Ohio (Moeller HS)

Year	GP-GS	Min	Avg	FG-A	Pct	3FG-A	Pct	FT-A	Pct	Rebs	Avg	PF-FO	Ast	TO	Blk	Stl	Pts	Avg
2005-06	29-0	172	5.9	9-26	34.6	2-9	22.2	16-23	69.6	36	1.2	33-1	15	12	2	4	36	1.2
2006-07	35-1	151	5.7	69-151	45.7	24-64	37.5	35-62	56.5	140	4.0	50-0	28	34	14	22	97	5.6
2007-08	25-0	244	9.8	22-61	36.1	3-17	.176	11-18	.611	60	2.4	34-0	17	15	6	8	58	2.3
2008-09	4-0	8	2.0	1-4	25.0	0-0	0.000	3-4	.750	6	1.5	0-0	1	2	0	0	5	1.3
Totals	93-1	975	10.5	101-242	41.7	29-93	31.2	65-107	60.7	242	2.6	117-1	61	63	22	34	296	3.2

Ian Chile #5 • G • 6-1 • 200 • Louisville, Ky. (Ballard HS/IUPUI)

Year	GP-GS	Min	Avg	FG-A	Pct	3FG-A	Pct	FT-A	Pct	Rebs	Avg	PF-FO	Ast	TO	Blk	Stl	Pts	Avg
2014-15	3-0	14	4.7	1-2	50.0	0-1	0.000	0-0	0.000	2	0.7	1-0	1	0	0	1	2	0.7

Wayne Chism #4 • F • 6-9 • 242 • Jackson, Tenn. (Bolivar Central HS)

Year	GP-GS	Min	Avg	FG-A	Pct	3FG-A	Pct	FT-A	Pct	Rebs	Avg	PF-FO	Ast	TO	Blk	Stl	Pts	Avg
2006-07	35-18	678	19.4	115-261	44.1	26-79	32.9	61-104	58.7	183	5.2	102-3	32	45	21	21	317	9.1
2007-08	36-34	826	22.9	139-296	47.0	29-90	32.2	50-90	55.6	208	5.8	108-2	41	49	33	357	9.9	
2008-09	34-31	873	25.7	165-354	46.6	41-128	32.0	96-134	71.6	273	8.0	98-4	42	69	34	26	467	13.7
2009-10	37-36	998	27.0	169-363	46.6	35-108	32.4	94-124	75.8	266	7.2	102-1	40	60	48	41	467	12.6
Totals	142-119	3375	23.8	588-1274	46.2	131-405	32.3	301-452	66.6	930	6.5	410-10	155	215	152	121	1608	11.3

Austin Clark #34 • G • 6-5 • 165 • Kingston, Tenn. (Kingston HS)

Year	GP-GS	Min	Avg	FG-A	Pct	3FG-A	Pct	FT-A	Pct	Rebs	Avg	PF-FO	Ast	TO	Blk	Stl	Pts	Avg
1973-74	24--	--	--	45-97	46.4	--	--	12-15	80.0	29	1.2	34-0	14	--	--	--	102	4.3
1974-75	24--	--	--	80-163	49.1	--	--	25-32	.781	59	2.5	58-3	55	--	--	--	185	7.7
1975-76	25--	--	--	26-63	41.3	--	--	12-17	.706	45	1.8	40-1	42	--	--	--	64	2.6
Totals	73--	--	--	151-323	46.7	--	--	49-64	.766	133	1.8	132-4	111	--	--	--	351	4.8

Rickey Clark #24 • G • 6-5 • 210 • Lithonia, Ga. (Lithonia HS)

Year	GP-GS	Min	Avg	FG-A	Pct	3FG-A	Pct	FT-A	Pct	Rebs	Avg	PF-FO	Ast	TO	Blk	Stl	Pts	Avg
1987-88	9-3	126	14.0	7-23	30.4	0-0	0.000	4-9	.444	17	1.9	15-0	17	8	0	4	18	2.0
1988-89	20-3	222	11.1	18-55	32.7	1-4	25.0	16-35	.457	21	1.1	30-1	17	27	1	5	53	2.7
1989-90	8-0	55	6.9	2-11	18.2	0-0	0.000	5-11	.455	12	1.5	6-0	4	9	0	3	9	1.1
Totals	37-6	403	10.9	27-89	30.3	1-4	25.0	25-45	.455	50	1.4	51-1	38	44	1	12	80	2.2

Drew Clemmons #2 • G • 6-2 • 185 • Knoxville, Tenn. (Bearden HS/King College)

Year	GP-GS	Min	Avg	FG-A	Pct	3FG-A	Pct	FT-A	Pct	Rebs	Avg	PF-FO	Ast	TO	Blk	Stl	Pts	Avg
2001-02	5-0	9	1.8	0-0	0.000	0-0	0.000	3-6	.500	3	0.6	1-0	3	2	0	0	0	0.0
2002-03	5-1	8	1.6	0-2	0.000	0-1	0.000	0-0	0.000	0	0.0	0-0	0	0	0	0	0	0.0
Totals	10-1	17	1.7	0-2	0.000	0-1	0.000	3-6	.500	3	0.3	1-0	3	2	0	0	0	0.0

David Cockrill #41 • F • 6-5 • 185 • Memphis, Tenn. (Overton HS)

Year	GP-GS	Min	Avg	FG-A	Pct	3FG-A	Pct	FT-A	Pct	Rebs	Avg	PF-FO	Ast	TO	Blk	Stl	Pts	Avg
1976-77	6-1	--	--	0-2	0.000	--	--	0-1	0.000	3	0.5	3-0	0	--	--	--	0	0.0

Wes Coffman #24 • G • 6-1 • 177 • Earlington, Ky. (Earlington HS)

Year	GP-GS	Min	Avg	FG-A	Pct	3FG-A	Pct	FT-A	Pct	Rebs	Avg	PF-FO	Ast	TO	Blk	Stl	Pts	Avg
1965-66	18--	--	--	21-52	40.4	--	--	10-19	.526	24	1.3	18-0	--	--	--	--	52	2.9
1966-67	21--	--	--	14-31	45.2	--	--	22-34	.647	14	0.7	23-0	--	--	--	--	50	2.4
1967-68	11--	--	--	5-9	55.6	--	--	8-13	.615	9	0.8	14-0	--	--	--	--	18	1.6
Totals	50--	--	--	40-92	43.5	--	--	40-66	.606	47	0.9	55-0	--	--	--	--	120	2.4

Nick Colmenares #24 • G • 6-2 • 185 • Tampa, Fla. (Plant HS)

Year	GP-GS	Min	Avg	FG-A	Pct	3FG-A	Pct	FT-A	Pct	Rebs	Avg	PF-FO	Ast	TO	Blk	Stl	Pts	Avg
1959-60	4--	--	--	2-3	66.7	--	--	1-3	33.3	4	1.0	0-0	--	--	--	--	5	1.3

Jim Coogler #32 • F • 6-8 • 180 • Chattanooga, Tenn. (Notre Dame HS/Middle Tenn. State)

Year	GP-GS	Min	Avg	FG-A	Pct	3FG-A	Pct	FT-A	Pct	Rebs	Avg	PF-FO	Ast	TO	Blk	Stl	Pts	Avg
1980-81	1-0	1	1.0	0-0	0.000	--	--	0-0	0.000	0	0.0	0-0	0	0	0	0	0	0.0

Ray Cooper #12 • G • 6-1 • 160 • Knoxville, Tenn. (Powell HS)

Year	GP-GS	Min	Avg	FG-A	Pct	3FG-A	Pct	FT-A	Pct	Rebs	Avg	PF-FO	Ast	TO	Blk	Stl	Pts	Avg
1956-57	2-1	--	--	0-0	0.000	--	--	0-0	0.000	0	0.0	0-0	--	--	--	--	0	0.0
1957-58	21-1	--	--	23-61	37.7	--	--	13-18	.722	32	1.5	24--	--	--	--	--	59	2.8
1958-59	12-1	--	--	7-25	28.0	--	--	3-4	.750	8	0.7	14-1	--	--	--	--	17	1.4
Totals	35-1	--	--	30-86	34.9	--	--	16-22	.727	40	1.1	38-1	--	--	--	--	76	2.2

Jim Cornwall #30 • G • 5-8 • 149 • Penndel, Pa. (Neshaminy HS)

Year	GP-GS	Min	Avg	FG-A	Pct	3FG-A	Pct	FT-A	Pct	Rebs	Avg	PF-FO	Ast	TO	Blk	Stl	Pts	Avg
1964-65	22--	--	--	16-40	40.0	--	--	17-29	.586	17	0.8	17-0	--	--	--	--	49	2.2
1965-66	24--	--	--	81-193	42.0	--	--	52-67	.776	60	2.5	46-0	--	--	--	--	214	8.9
Totals	46--	--	--	97-233	41.6	--	--	69-96	.719	77	1.7	63-0	--	--	--	--	263	5.7

25

Carmichael, Ron - 1959*, 61"
 Kellar, Dick - 1955, 57
 Finley, Jim - 1962*
 Edwards, Mike - 1971, 72, 73
 Jackson, Mike - 1974, 75, 76, 77
 Crosby, Terry - 1978, 79
 McDonald, Seth - 1980, 82, 83, 84
 Henry, Travis - 1986, 87, 88, 89
 Rivers, Steve - 1990, 91, 92
 Bonds, Rodney - 1994
 Newman, Clint - 1994, 95, 96
 Tabb, Josh - 2007, 08, 09
 Fields, John - 2011
 Campbell, Galen - 2014, 15
 Phillips, Shembari - 2016, 17
 Vescovi, Santiago - 2020, 21, 22

30

Fisher, Dick - 1959, 60, 61
 Robinette, Pat - 1963*, 64*, 65*
 Cornwall, Jim - 1966*
 Myers, Kerry - 1968, 69, 70
 Hawkins, Greg - 1971
 Cherry, Wilbert - 1972
 Crosby, Terry - 1976, 77
 Carter, Gary - 1979, 80, 81, 82
 Harper, Tyrone - 1983, 84, 85, 86
 Curry, Michael - 1990, 91, 92
 Ball, Eddie - 1995, 96
 Turner, Zach - 2000, 01, 02, 03
 Bosse, Ben - 2006, 07

33

Thomas, Jack - 1948
 Anderson, Glen - 1958*
 Wilson, Tommy - 1962*, 63*
 French, Phil - 1963*
 Young, Bill - 1967
 Croft, Bobby - 1968*
 Moody, Dan - 1973
 Federmann, Dan - 1981, 82, 83, 84
 Tiller, Wayne - 1985
 Griffin, Mark - 1986, 87, 88, 89
 Groves, Carlus - 1990, 91, 92
 Moore, Scott - 1996, 97, 98
 Hendrix, Jemere - 2004, 05
 Williams, Brain - 2008, 09, 10, 11
 Kent, Zach - 2018, 19
 Plavšić, Uroš - 2021, 22

Kenny Coulter

Year	GP-GS	Min	Avg	FG-A	Pct	3FG-A	Pct	FT-A	Pct	Rebs	Avg	PF-FO	Ast	TO	Blk	Stl	Pts	Avg
1956-57	14--	--	--	15-41	.366	--	--	7-12	.583	15	1.1	5--	--	--	--	--	37	2.6
1957-58	23--	--	--	85-206	.413	--	--	56-75	.747	42	1.8	65--	--	--	--	--	226	9.8
1958-59	22--	--	--	115-336	.342	--	--	79-109	.725	62	2.8	79--	--	--	--	--	309	14.0
Totals	59--	--	--	215-583	.369	--	--	142-196	.724	119	2.0	149-4	--	--	--	--	572	9.7

#10 • G • 6-1 • 165 • Maryville, Tenn. (Everett HS)

Jonah Cox

Year	GP-GS	Min	Avg	FG-A	Pct	3FG-A	Pct	FT-A	Pct	Rebs	Avg	PF-FO	Ast	TO	Blk	Stl	Pts	Avg
2005-06	1-0	2	2.0	0-0	0.000	0-0	0.000	2-21	0.000	1	1.0	0-0	0	0	0	1	2	2.0

#44 • F • 6-3 • 185 • Richmond, Va. (Huguenot HS)

Tommy Cox

Year	GP-GS	Min	Avg	FG-A	Pct	3FG-A	Pct	FT-A	Pct	Rebs	Avg	PF-FO	Ast	TO	Blk	Stl	Pts	Avg
1970-71	9--	--	--	2-6	.333	--	--	2-3	.667	6	0.7	3-0	0	--	--	--	6	0.7

#42 • C • 6-7 • 200 • Johnson City, Tenn. (Science Hill HS)

Noel Cramer

Year	GP-GS	Min	Avg	FG-A	Pct	3FG-A	Pct	FT-A	Pct	Rebs	Avg	PF-FO	Ast	TO	Blk	Stl	Pts	Avg
1961-62	2-1	--	--	0-2	0.000	--	--	0-0	0.000	1	0.5	1-0	--	--	--	--	0	0.0

#19 • G • 6-1 • 165 • Knoxville, Tenn. (East HS)

Peter Crean

Year	GP-GS	Min	Avg	FG-A	Pct	3FG-A	Pct	FT-A	Pct	Rebs	Avg	PF-FO	Ast	TO	Blk	Stl	Pts	Avg
1974-75	7-1	--	--	0-1	0.000	--	--	2-3	.667	5	0.7	4-0	1	--	--	--	2	0.3

#20 • G • 6-2 • 175 • Rockville Centre, N.Y. (St. Agnes Cathedral HS)

Duke Crews

Year	GP-GS	Min	Avg	FG-A	Pct	3FG-A	Pct	FT-A	Pct	Rebs	Avg	PF-FO	Ast	TO	Blk	Stl	Pts	Avg
2006-07	35-18	693	19.8	115-222	.518	0-0	0.000	64-111	.577	177	5.1	94-2	21	56	32	22	294	8.4
2007-08	26-2	384	14.8	52-103	.505	0-0	0.000	37-55	.673	103	4.0	64-1	16	24	10	11	141	5.4
Totals	61-20	1077	17.7	167-325	.514	0-0	0.000	101-166	.608	280	4.6	158-3	37	80	42	33	435	7.1

#32 • F • 6-7 • 233 • Hampton, Va. (Bethel HS)

Bobby Croft

Year	GP-GS	Min	Avg	FG-A	Pct	3FG-A	Pct	FT-A	Pct	Rebs	Avg	PF-FO	Ast	TO	Blk	Stl	Pts	Avg
1967-68	26--	--	--	89-171	.520	--	--	38-57	.667	137	5.3	75-3	--	--	--	--	216	8.3
1968-69	28--	--	--	166-297	.559	--	--	94-142	.662	250	8.9	90-2	5	--	--	--	426	15.2
1969-70	25--	--	--	166-332	.500	--	--	97-147	.660	241	9.6	86-3	9	--	--	--	429	17.2
Totals	79--	--	--	421-800	.526	--	--	229-346	.662	628	7.9	251-8	14	--	--	--	1071	13.6

#40 • C • 6-10 • 220 • Hamilton, Ontario (Hill Park HS)

Jimmy Crone

Year	GP-GS	Min	Avg	FG-A	Pct	3FG-A	Pct	FT-A	Pct	Rebs	Avg	PF-FO	Ast	TO	Blk	Stl	Pts	Avg
1963-64	19--	--	--	2-5	.400	--	--	9-11	.818	0	0.0	0-0	0	--	--	--	13	0.7

#4 • G • 5-10 • 145 • Connersville, Ind. (Connersville HS)

Terry Crosby

Year	GP-GS	Min	Avg	FG-A	Pct	3FG-A	Pct	FT-A	Pct	Rebs	Avg	PF-FO	Ast	TO	Blk	Stl	Pts	Avg
1975-76	23--	--	--	33-96	.344	--	--	3-12	.250	38	1.7	43-0	14	--	--	--	69	3.0
1976-77	26--	--	--	44-93	.473	--	--	14-20	.700	30	1.2	20-0	25	--	--	--	102	3.9
1977-78	25--	--	--	198-407	.486	--	--	79-106	.745	135	5.4	76-4	60	87	2	35	475	19.0
1978-79	32--	1162	36.3	198-359	.552	--	--	54-73	.740	130	4.1	82-2	101	58	13	53	540	14.1
Totals	106--	1162	--	473-955	.495	--	--	150-211	.711	333	3.1	221-6	200	145	15	88	1096	10.3

#30/#25 • G/F • 6-4 • 195 • Toledo, Ohio (De Vilbiss HS)

Brandon Crump

Year	GP-GS	Min	Avg	FG-A	Pct	3FG-A	Pct	FT-A	Pct	Rebs	Avg	PF-FO	Ast	TO	Blk	Stl	Pts	Avg
2001-02	30-19	648	21.6	85-143	.594	1-2	0.500	43-78	.551	126	4.2	80-4	28	34	17	13	214	7.1
2002-03	29-27	781	26.9	127-225	.564	0-0	0.000	64-85	.753	171	5.9	76-3	33	66	30	22	318	11.0
2003-04	29-29	609	31.3	158-279	.566	8-25	.320	105-155	.677	198	6.8	73-10	35	60	37	23	429	14.8
2004-05	27-25	712	26.4	124-224	.554	10-19	.526	48-75	.640	157	5.8	70-2	22	55	23	18	306	11.3
Totals	115-100	3050	26.5	494-871	.567	19-46	.413	260-393	.662	652	5.7	304-7	118	215	107	76	1267	11.0

#4 • F • 6-10 • 250 • Houston, Texas (Klein HS)

Kyle "Buddy" Cruze

Year	GP-GS	Min	Avg	FG-A	Pct	3FG-A	Pct	FT-A	Pct	Rebs	Avg	PF-FO	Ast	TO	Blk	Stl	Pts	Avg
1953-54	18--	--	--	37-154	.240	--	--	42-83	.506	85	4.7	57--	--	--	--	--	116	6.4

#23 • F • 6-3 • 195 • Knoxville, Tenn. (East HS)

Michael Curry

Year	GP-GS	Min	Avg	FG-A	Pct	3FG-A	Pct	FT-A	Pct	Rebs	Avg	PF-FO	Ast	TO	Blk	Stl	Pts	Avg
1989-90	27-1	297	11.0	24-55	.436	0-0	0.000	9-19	.474	81	3.0	38-1	6	16	13	3	57	2.1
1990-91	28-5	361	12.9	20-58	.345	0-0	0.000	17-29	.586	79	2.8	69-1	3	14	24	8	57	2.0
1991-92	32-27	541	16.9	34-75	.453	0-0	0.000	16-29	.552	108	3.4	87-2	20	27	25	20	84	2.6
Totals	87-33	1199	13.8	78-188	.415	0-0	0.000	42-77	.545	268	3.1	194-4	29	57	62	31	198	2.3

#30 • C • 6-9 • 240 • Decatur, Ga. (Columbia HS)

James Daniel III

Year	GP-GS	Min	Avg	FG-A	Pct	3FG-A	Pct	FT-A	Pct	Rebs	Avg	PF-FO	Ast	TO	Blk	Stl	Pts	Avg
2017-18	35-3	691	19.7	59-161	.366	45-121	.372	32-44	.727	50	1.4	68-1	97	49	4	28	195	5.6

#3 • G • 6-0 • 172 • Hampton, Va. (Phoebus HS/Howard University)

Rick Daniels-Mulholland

Year	GP-GS	Min	Avg	FG-A	Pct	3FG-A	Pct	FT-A	Pct	Rebs	Avg	PF-FO	Ast	TO	Blk	Stl	Pts	Avg
2006-07	3-0	3	1.0	0-0	0.000	0-0	0.000	0-0	0.000	0	0.0	0-0	0	0	0	0	0	0.0
2007-08	7-0	10	1.4	1-2	.500	0-0	0.000	1-2	.500	5	0.7	0-0	0	0	0	0	3	0.4
Totals	10-0	13	1.3	1-2	.500	0-0	0.000	1-2	.500	5	0.5	0-0	0	0	0	0	3	0.3

#40 • F • 6-5 • 250 • Oak Ridge, Tenn. (Oak Ridge HS)

Johnny Darden

Year	GP-GS	Min	Avg	FG-A	Pct	3FG-A	Pct	FT-A	Pct	Rebs	Avg	PF-FO	Ast	TO	Blk	Stl	Pts	Avg
1975-76	27--	--	--	49-101	.485	--	--	40-56	.714	61	2.3	55-0	164	--	--	--	138	5.1
1976-77	27--	--	--	62-135	.459	--	--	28-39	.718	59	2.2	42-0	221	--	--	--	152	5.6
1977-78	25--	--	--	102-215	.474	--	--	38-58	.655	50	2.2	71-5	192	100	5	29	242	10.5
1978-79	32--	650	20.3	53-116	.457	--	--	47-62	.758	39	1.2	52-0	138	75	4	38	153	4.8
Totals	109--	650	--	266-567	.469	--	--	153-215	.712	209	1.9	220-5	715	175	9	67	685	6.3

ALL-TIME PLAYER STATS

A.J. Davis

#21 • G/F • 6-9 • 212 • Buford, Ga. (Buford HS)

Year	GP-GS	Min	Avg	FG-A	Pct	3FG-A	Pct	FT-A	Pct	Rebs	Avg	PF-FO	Ast	TO	Blk	Stl	Pts	Avg
2013-14	25-1	23.4	9.4	14-35	.400	3-8	.375	2-9	.222	39	1.6	34-1	6	9	5	5	33	1.3

A.W. Davis

#20 • F • 6-7 • 185 • Rutledge, Tenn. (Rutledge HS)

Year	GP-GS	Min	Avg	FG-A	Pct	3FG-A	Pct	FT-A	Pct	Rebs	Avg	PF-FO	Ast	TO	Blk	Stl	Pts	Avg
1962-63	24--	--	--	136-288	.472	--	--	85-114	.746	181	7.9	51-4	--	--	--	--	357	14.9
1963-64	23--	--	--	141-296	.476	--	--	116-144	.806	181	7.9	58-1	--	--	--	--	398	17.3
1964-65	24--	--	--	170-391	.435	--	--	130-153	.850	197	8.2	65-3	--	--	--	--	470	19.6
Totals	71--	--	--	447-975	.458	--	--	331-411	.805	574	8.1	174-8	--	--	--	--	1225	17.3

Chris Davis

#10 • G • 5-11 • 164 • Richmond Hill, Ga. (Richmond Hill HS)

Year	GP-GS	Min	Avg	FG-A	Pct	3FG-A	Pct	FT-A	Pct	Rebs	Avg	PF-FO	Ast	TO	Blk	Stl	Pts	Avg
1986-87	16-0	56	3.5	3-17	.176	--	--	3	0.2	8-0	3	4	0	3	0	3	9	0.6
1987-88	9-0	23	2.6	1-5	.200	0-3	.000	1-2	.500	5	0.6	4-0	4	7	0	3	3	0.3
Totals	25-0	79	3.2	4-22	.182	3-14	.214	1-2	.500	8	0.3	12-0	7	11	0	6	12	0.5

Dick Davis

#14 • F • 6-1 • 160 • Bluefield, W.Va.

Year	GP-GS	Min	Avg	FG-A	Pct	3FG-A	Pct	FT-A	Pct	Rebs	Avg	PF-FO	Ast	TO	Blk	Stl	Pts	Avg
1950-51	2-1	--	--	1-2	.500	--	--	0-0	.000	--	--	2--	--	--	--	--	2	1.0

Vegas Davis

#34 • G • 6-3 • 215 • Parker, Ariz. (Parker HS)

Year	GP-GS	Min	Avg	FG-A	Pct	3FG-A	Pct	FT-A	Pct	Rebs	Avg	PF-FO	Ast	TO	Blk	Stl	Pts	Avg
1996-97	20-3	203	10.2	18-50	.360	3-13	.231	16-29	.552	31	1.6	29-0	12	23	2	6	55	2.8
1997-98	18-9	355	19.7	40-94	.426	20-46	.435	12-22	.545	55	3.1	38-0	27	26	9	22	112	6.2
1998-99	26-0	166	6.4	12-42	.286	7-23	.304	15-18	.833	29	1.1	15-0	2	5	6	5	46	1.8
1999-00	23-0	138	6.0	10-36	.278	3-16	.188	4-10	.400	29	1.3	5-0	11	6	3	6	27	1.2
Totals	87-12	862	9.9	80-222	.360	33-98	.337	47-79	.595	144	1.7	87-0	52	60	20	39	240	2.8

Eddie DeBro

#11 • G • 5-11 • 190 • Smyrna, Tenn. (Smyrna HS)

Year	GP-GS	Min	Avg	FG-A	Pct	3FG-A	Pct	FT-A	Pct	Rebs	Avg	PF-FO	Ast	TO	Blk	Stl	Pts	Avg
2004-05	3-0	7	2.3	0-1	.000	0-0	.000	1-2	.500	0	0.0	2-0	0	1	0	0	1	0.3
2005-06	11-0	33	3.0	2-5	.400	0-1	.000	0-0	.000	8	0.7	4-0	3	2	0	1	4	0.4
Totals	15-0	40	2.7	2-6	.333	0-1	.000	1-2	.500	8	0.5	6-0	3	3	1	1	5	0.3

Elliott DeVoe

#42 • F • 6-6 • 180 • Annapolis, Md. (Annapolis HS)

Year	GP-GS	Min	Avg	FG-A	Pct	3FG-A	Pct	FT-A	Pct	Rebs	Avg	PF-FO	Ast	TO	Blk	Stl	Pts	Avg
2004-05	1-0	0	0.0	0-0	.000	0-0	.000	0-0	.000	0	0.0	0-0	0	0	0	0	0	0.0

Quentin Diboundje

#3 • G • 6-5 • 217 • Montpellier, France (Monteverde Academy [Fla.])

Year	GP-GS	Min	Avg	FG-A	Pct	3FG-A	Pct	FT-A	Pct	Rebs	Avg	PF-FO	Ast	TO	Blk	Stl	Pts	Avg
2021-22	7-0	35	5.0	4-10	.400	1-3	.333	3-6	.500	8	1.1	0-0	5	1	0	2	12	1.7

Craig Diegel

#52 • F • 6-6 • 175 • Knoxville, Tenn. (Central HS)

Year	GP-GS	Min	Avg	FG-A	Pct	3FG-A	Pct	FT-A	Pct	Rebs	Avg	PF-FO	Ast	TO	Blk	Stl	Pts	Avg
1978-79	2--	5	2.5	3-4	.750	--	--	0-0	.000	2	1.0	0-0	0	0	0	0	6	3.0
1979-80	2-0	3	1.5	1-2	.500	--	--	0-0	.000	2	1.0	0-0	0	0	0	0	2	1.0
1980-81	4-0	4	1.0	0-2	.000	--	--	0-0	.000	1	0.3	0-0	0	0	0	0	0	0.0
Totals	8-0	12	1.5	4-8	.500	--	--	0-0	.000	5	0.6	0-0	0	0	0	0	8	1.0

Mike Disney

#40 • C • 6-7 • 200 • Greenback, Tenn. (Greenback HS)

Year	GP-GS	Min	Avg	FG-A	Pct	3FG-A	Pct	FT-A	Pct	Rebs	Avg	PF-FO	Ast	TO	Blk	Stl	Pts	Avg
1962-63	12-1	--	--	2-5	.400	--	--	0-1	.000	4	0.3	4-0	--	--	--	--	4	0.3

Alico Dunk

#12 • G • 6-0 • 170 • Ayden, N.C. (Ayden-Grifton HS)

Year	GP-GS	Min	Avg	FG-A	Pct	3FG-A	Pct	FT-A	Pct	Rebs	Avg	PF-FO	Ast	TO	Blk	Stl	Pts	Avg
1994-95	27-10	587	21.7	23-70	.329	2-11	.182	24-43	.558	51	1.9	61-3	64	46	2	25	72	2.7

J.H. Dyer

#4/#5

Year	GP-GS	Min	Avg	FG-A	Pct	3FG-A	Pct	FT-A	Pct	Rebs	Avg	PF-FO	Ast	TO	Blk	Stl	Pts	Avg
1961-62	3--	--	--	0-4	.000	--	--	0-1	.000	1	0.3	1-0	--	--	--	--	0	0.0

D'Montre Edwards

#32 • G • 6-6 • 205 • Charleston, S.C. (Brevard [Fla.] CC)

Year	GP-GS	Min	Avg	FG-A	Pct	3FG-A	Pct	FT-A	Pct	Rebs	Avg	PF-FO	Ast	TO	Blk	Stl	Pts	Avg
2012-13	16-0	123	7.7	13-40	.325	5-14	.357	6-11	.545	30	1.9	18-0	1	5	0	2	37	2.3
2013-14	12-0	72	6.0	7-20	.350	4-11	.364	8-11	.727	17	1.4	8-0	4	4	1	4	26	2.2
Totals	28-0	195	7.0	20-60	.333	9-25	.360	14-19	.737	47	1.7	26-0	5	9	1	6	63	2.3

Mike Edwards

#25 • G • 6-2 • 180 • Greenfield, Ind. (Greenfield HS)

Year	GP-GS	Min	Avg	FG-A	Pct	3FG-A	Pct	FT-A	Pct	Rebs	Avg	PF-FO	Ast	TO	Blk	Stl	Pts	Avg
1970-71	28--	--	--	205-460	.446	--	--	67-87	.770	115	4.1	67-1	23	--	--	--	477	17.0
1971-72	25--	--	--	191-458	.417	--	--	103-119	.866	96	3.8	71-1	21	--	--	--	485	19.4
1972-73	24--	--	--	176-347	.507	--	--	29-38	.763	65	2.7	56-2	28	--	--	--	381	15.9
Totals	77--	--	--	572-1265	.452	--	--	199-244	.816	276	3.6	194-4	72	--	--	--	1343	17.4

Joe Eldridge

#19 • F • 6-3 • 185 • Knoxville, Tenn.

Year	GP-GS	Min	Avg	FG-A	Pct	3FG-A	Pct	FT-A	Pct	Rebs	Avg	PF-FO	Ast	TO	Blk	Stl	Pts	Avg
1947-48	12--	--	--	8-23	.348	--	--	3-9	.333	--	--	10--	--	--	--	--	19	1.6
1948-49	20--	--	--	35-106	.330	--	--	30-53	.566	--	--	38--	--	--	--	--	100	5.0
Totals	32--	--	--	43-129	.333	--	--	33-62	.532	--	--	48--	--	--	--	--	119	3.7

Sid Elliott

#52 • C • 6-7 • 200 • Mullens, W.Va. (Mullens HS)

Year	GP-GS	Min	Avg	FG-A	Pct	3FG-A	Pct	FT-A	Pct	Rebs	Avg	PF-FO	Ast	TO	Blk	Stl	Pts	Avg
1961-62	22--	--	--	84-242	.347	--	--	37-62	.597	228	10.4	76-6	--	--	--	--	205	9.3
1962-63	24--	--	--	85-196	.434	--	--	73-98	.745	187	7.8	80-7	--	--	--	--	243	10.1
1963-64	24--	--	--	59-161	.366	--	--	38-52	.731	187	7.8	78-3	--	--	--	--	156	6.5
Totals	70--	--	--	228-599	.381	--	--	148-212	.698	602	8.6	234-16	--	--	--	--	604	8.6

41

Parker, Jerry - 1962*
 Petty, Malcolm "Mac" - 1966*, 67*, 68*
 Croft, Bobby - 1969*, 70*
 Voelker, Eddie - 1971, 72, 73
 Smithson, Mike - 1975, 76
 Cockrill, David - 1977
 Ellis, Dale - 1980
 Mills, William - 1983

42

Showalter, Dalen - 1958, 59, 60
 Kempf, Ray - 1962*
 Parker, Jerry - 1963*
 McIntosh, Larry - 1964, 65, 66
 Justus, Bill - 1967, 68, 69
 Cox, Tommy - 1971
 Robertson, Maurice - 1996, 97
 Higgins, Jon - 2000, 01, 02, 03
 Wright, Lou - 2004
 DeVoce, Elliott - 2005

43

Kempf, Ray - 1962*
 Parker, Jerry - 1963*
 Robinson, Larry - 1972, 73
 Ashworth, Doug - 1974, 75, 76
 Nash, Kevin - 1978, 79, 80
 Sylve, Joe - 1981
 Walden, Pat - 1982
 Johnson, Alonzo - 1992, 93
 Black, C.J. - 1997, 98, 99, 2000
 Albrecht, Jason - 2003, 04

</

50

Scott, Charles - 1957, 58, 59
 Brintnall, Phil - 1962*
 Wilson, Tommy - 1963*
 Bayne, Howard - 1964, 65, 66
 Bell, David - 1967, 68
 Chancey, Steve - 1972
 Brykalski, Bob - 1975, 76
 Roth, Doug - 1986, 87, 88, 89
 Sheffield, Shun - 1992, 93, 94

51

Wallace, Bill - 1961*
 Brintnall, Phil - 1962*
 Wilson, Tommy - 1963*
 Tomlinson, Wayne - 1972, 73, 74
 Wunderlich, Robert - 1978
 Lockhart, Ian - 1987, 88, 89, 90

52

Elliott, Sid - 1962, 63, 64
 Mansfield, Larry - 1968
 Johnson, Don - 1969, 70, 71
 Diegel, Craig - 1979, 80, 81
 McRae, Jordan - 2012, 13, 14

53 (RETIRED)

Widby, Ron - 1965, 66, 67
 Seale, Bill - 1973, 74
 King, Bernard - 1975, 76, 77
 Ray, Steve - 1979, 80, 81, 82

54

Tormohlen, Gene - 1957, 58, 59
 Bowling, Orb - 1961, 62, 63
 Jacobs, John - 1965, 66
 Hess, Clay - 1968
 Bates, Randy - 1981, 82
 Snodgrass, John - 1984, 85
 Robinson, Ron - 1990, 91

55

Kosmalski, Len - 1972, 73, 74
 Chatman, Irv - 1976
 Goodson, Gannon - 1990, 91, 92, 93, 94
 Hathaway, Charles - 1997, 98, 99, 2000, 01
 Woodson, Dominic - 2015
 Anosike, E.J. - 2021

* Home games only; * Road games only

Dale Ellis #41/#14 • F • 6-7 • 205 • Marietta, Ga. (Marietta HS)

Year	GP-GS	Min	Avg	FG-A	Pct	3FG-A	Pct	FT-A	Pct	Rebs	Avg	PF-FO	Ast	TO	Blk	Stl	Pts	Avg
1979-80	27-6	573	21.2	81-182	.445	--	--	31-40	.775	96	3.6	44-1	34	34	13	21	193	7.1
1980-81	29-28	1057	36.4	215-360	.597	--	--	83-111	.748	185	6.4	84-2	21	54	11	34	513	17.7
1981-82	30-30	1134	37.8	257-393	.654	--	--	121-152	.796	189	6.3	91-5	22	90	4	47	635	21.2
1982-83	32-32	1179	36.8	279-464	.601	--	--	166-221	.751	209	6.5	102-4	32	74	4	52	724	22.6
Totals	118-96	3943	33.4	832-1399	.595	--	--	401-524	.765	679	5.8	321-12	109	252	32	154	2065	17.5

Jimmy England #22 • G • 6-1 • 170 • Knoxville, Tenn. (Holston HS)

Year	GP-GS	Min	Avg	FG-A	Pct	3FG-A	Pct	FT-A	Pct	Rebs	Avg	PF-FO	Ast	TO	Blk	Stl	Pts	Avg
1968-69	28--	--	--	150-321	.467	--	--	45-51	.882	77	2.8	59-0	28	--	--	--	345	12.3
1969-70	25--	--	--	177-439	.403	--	--	131-146	.897	121	4.8	55-0	63	--	--	--	485	19.4
1970-71	28--	--	--	217-449	.483	--	--	143-165	.867	111	4.0	62-0	146	--	--	--	577	20.6
Totals	81--	--	--	544-1209	.450	--	--	319-362	.881	309	3.8	176-0	237	--	--	--	1407	17.4

Lew Evans #21 • F • 6-7 • 235 • Salt Lake City, Utah (University of Tulsa/Utah State)

Year	GP-GS	Min	Avg	FG-A	Pct	3FG-A	Pct	FT-A	Pct	Rebs	Avg	PF-FO	Ast	TO	Blk	Stl	Pts	Avg
2016-17	32-3	475	14.8	30-87	.345	13-44	.295	37-54	.685	91	2.8	74-2	30	26	7	10	110	3.4

Walter Evans #24 • C • 6-5 • 250 • Morristown, Tenn. (West HS)

Year	GP-GS	Min	Avg	FG-A	Pct	3FG-A	Pct	FT-A	Pct	Rebs	Avg	PF-FO	Ast	TO	Blk	Stl	Pts	Avg
1981-82	13-0	61	4.7	6-9	.667	--	--	2-2	.167	14	1.1	19-1	0	2	1	2	14	1.1
1982-83	4-0	26	6.5	1-5	.200	--	--	2-2	1.000	1	0.3	7-0	1	4	0	0	4	1.0
Totals	17-0	87	5.1	7-14	.500	--	--	4-4	.286	15	0.9	26-1	1	6	1	2	18	1.1

Dennis Falls #24 • F • 6-3 • 170 • Savannah, Tenn. (Savannah HS)

Year	GP-GS	Min	Avg	FG-A	Pct	3FG-A	Pct	FT-A	Pct	Rebs	Avg	PF-FO	Ast	TO	Blk	Stl	Pts	Avg
1962-63	10--	--	--	4-5	.800	--	--	2-2	1.000	2	0.2	0-0	0	--	--	--	10	1.0

C.J. Fayton #31 • G • 6-2 • 190 • Virginia Beach, Va. (Princess Anne HS)

Year	GP-GS	Min	Avg	FG-A	Pct	3FG-A	Pct	FT-A	Pct	Rebs	Avg	PF-FO	Ast	TO	Blk	Stl	Pts	Avg
2001-02	3-0	9	3.0	2-3	.667	0-1	0.000	0-0	0.000	2	0.7	0-0	0	4	0	1	4	1.3

Dan Ferdmann #33 • C • 6-10 • 235 • Cincinnati, Ohio (Elder HS)

Year	GP-GS	Min	Avg	FG-A	Pct	3FG-A	Pct	FT-A	Pct	Rebs	Avg	PF-FO	Ast	TO	Blk	Stl	Pts	Avg
1980-81	27-2	275	10.2	38-81	.469	--	--	37-45	.822	94	3.5	61-3	1	17	8	5	113	4.2
1981-82	30-1	440	14.7	52-109	.477	--	--	32-54	.593	88	2.9	78-3	13	22	5	3	136	4.5
1982-83	32-24	614	19.2	94-189	.497	--	--	38-62	.613	124	3.9	75-2	12	29	5	20	226	7.1
1983-84	35-14	629	18.0	108-234	.462	--	--	64-112	.571	164	4.7	95-2	8	40	10	20	280	8.0
Totals	124-41	1958	15.8	292-613	.476	--	--	171-273	.626	470	3.8	309-10	34	108	36	38	755	6.1

Micquan Ferguson #2 • G • 5-9 • 195 • Nashville, Tenn. (Stratford HS/Aquinas JC)

Year	GP-GS	Min	Avg	FG-A	Pct	3FG-A	Pct	FT-A	Pct	Rebs	Avg	PF-FO	Ast	TO	Blk	Stl	Pts	Avg
2001-02	4-0	6	1.5	0-0	.000	0-0	0.000	2-2	1.000	0	0.0	0-0	0	1	0	0	2	0.5

John Fields #25 • C • 6-9 • 222 • Fayetteville, N.C. (Jack Britt HS/UNC Wilmington)

Year	GP-GS	Min	Avg	FG-A	Pct	3FG-A	Pct	FT-A	Pct	Rebs	Avg	PF-FO	Ast	TO	Blk	Stl	Pts	Avg
2010-11	34-18	394	11.6	37-63	.587	0-0	0.000	13-28	.464	101	3.0	71-3	6	18	41	10	87	2.6

Jerry Finestone #23 • G • 6-0 • 160 • Forest Hills, N.Y. (Forest Hills HS)

Year	GP-GS	Min	Avg	FG-A	Pct	3FG-A	Pct	FT-A	Pct	Rebs	Avg	PF-FO	Ast	TO	Blk	Stl	Pts	Avg
1974-75	11-1	--	--	3-12	.250	--	--	2-3	.667	6	0.5	5-0	7	--	--	--	8	0.7
1975-76	7-1	--	--	1-6	.167	--	--	1-3	.333	5	0.7	0-0	2	--	--	--	3	0.4
1976-77	10-1	--	--	1-1	.100	--	--	2-3	.667	3	0.3	3-0	12	--	--	--	4	0.4
Totals	28-1	--	--	5-19	.263	--	--	5-9	.556	14	0.5	8-0	21	--	--	--	15	0.5

Jim Finley #10 • G • 6-0 • 155 • Fayette, Ala. (Fayette County HS)

Year	GP-GS	Min	Avg	FG-A	Pct	3FG-A	Pct	FT-A	Pct	Rebs	Avg	PF-FO	Ast	TO	Blk	Stl	Pts	Avg
1961-62	8--	--	--	1-6	.167	--	--	2-4	.500	2	0.3	2-0	--	--	--	--	4	0.5
1962-63	8--	--	--	1-2	.500	--	--	0-0	0.000	2	0.3	6-0	--	--	--	--	2	0.3
1963-64	10--	--	--	4-7	.571	--	--	1-4	.250	4	0.4	4-0	--	--	--	--	9	0.9
Totals	26--	--	--	6-15	.400	--	--	3-8	.375	8	0.3	12-0	--	--	--	--	15	0.6

Dick Fisher #30 • C • 6-5 • 190 • Jackson, Tenn. (South Side HS)

Year	GP-GS	Min	Avg	FG-A	Pct	3FG-A	Pct	FT-A	Pct	Rebs	Avg	PF-FO	Ast	TO	Blk	Stl	Pts	Avg
1958-59	4-1	--	--	2-4	.500	--	--	0-1	0.000	2	0.5	3-0	--	--	--	--	4	1.0
1959-60	21--	--	--	51-113	.451	--	--	33-47	.702	114	5.4	59-4	--	--	--	--	135	6.4
1960-61	25--	--	--	100-236	.424	--	--	45-68	.662	212	8.5	90-9	--	--	--	--	245	9.8
Totals	50--	--	--	153-353	.433	--	--	78-116	.672	328	6.6	152-13	--	--	--	--	384	7.7

Jacob Fleschman #4 • C • 6-3 • 170 • Austin, Texas (Westlake HS)

Year	GP-GS	Min	Avg	FG-A	Pct	3FG-A	Pct	FT-A	Pct	Rebs	Avg	PF-FO	Ast	TO	Blk	Stl	Pts	Avg
2017-18	2-0	5	2.5	0-0	.000	0-0	0.000	0-0	0.000	0	0.0	0-0	0	0	0	0	0	0.0
2018-19	5-0	12	2.4	1-4	.250	1-3	.333	0-0	0.000	1	0.2	2-0	1	3	0	0	3	0.6
2019-20	5-0	8	1.6	1-3	.333	1-3	.333	0-0	0.000	1	0.2	1-0	2	1	0	0	3	0.6
Totals	12-0	25	2.1	2-7	.286	2-6	.333	0-0	0.000	2	0.2	3-0	3	4	0	0	6	0.5

Jim Flynn #10 • F • 6-0 • 170 • Jeffersonville, Ind.

Year	GP-GS	Min	Avg	FG-A	Pct	3FG-A	Pct	FT-A	Pct	Rebs	Avg	PF-FO	Ast	TO	Blk	Stl	Pts	Avg
1947-48	10--	--	--	4-13	.308	--	--	0-2	.000	--	--	2--	--	--	--	--	8	0.8
1948-49	7--	--	--	1-7	.143	--	--	2-4	.500	--	--	3--	--	--	--	--	4	0.6
1950-51	8--	--	--	8-33	.242	--	--	6-8	.750	--	--	7--	--	--	--	--	22	2.8
Totals	25--	--	--	13-53	.245	--	--	8-14	.571	--	--	12--	--	--	--	--	34	1.4

Phil French #34 • G • 5-10 • 140 • Maryville, Tenn. (Alcoa HS)

Year	GP-GS	Min	Avg	FG-A	Pct	3FG-A	Pct	FT-A	Pct	Rebs	Avg	PF-FO	Ast	TO	Blk	Stl	Pts	Avg
1962-63																		

ALL-TIME PLAYER STATS

John Fulkerson

#10 • F • 6-9 • 219 • Kingsport, Tenn. (The Christ School [N.C.])

Year	GP-GS	Min	Avg	FG-A	Pct	3FG-A	Pct	FT-A	Pct	Rebs	Avg	PF-FO	Ast	TO	Blk	Stl	Pts	Avg
2016-17	10-6	16.0	16.0	17-30	.567	0-0	.000	13-20	.650	46	4.6	23-0	10	8	9	11	47	4.7
2017-18	30-1	27.9	9.3	18-42	.429	0-0	.000	16-22	.727	49	1.6	36-0	16	22	9	16	52	1.7
2018-19	36-0	43.4	12.1	42-72	.583	0-0	.000	29-45	.644	95	2.6	67-0	24	21	25	18	113	3.1
2019-20	31-31	93.6	30.2	156-255	.612	1-2	.500	113-151	.748	183	5.9	94-2	39	57	27	33	426	13.7
2020-21	25-24	6.61	26.4	89-169	.527	0-3	.000	59-79	.747	138	5.5	48-0	42	33	15	13	237	9.5
2021-22	33-14	7.22	21.9	92-176	.523	0-0	.000	62-84	.738	154	4.7	67-0	47	37	31	13	246	7.5
Totals	165-76	31.92	19.3	414-744	.556	1-5	.200	292-401	.728	665	4.0	335-2	178	178	116	104	1121	6.8

Davonte Gaines

#0 • G • 6-7 • 181 • Buffalo, N.Y. (Health Sciences Charter School / Hargrave Military Academy [Va.])

Year	GP-GS	Min	Avg	FG-A	Pct	3FG-A	Pct	FT-A	Pct	Rebs	Avg	PF-FO	Ast	TO	Blk	Stl	Pts	Avg
2019-20	29-1	30.3	10.4	19-57	.333	3-19	.158	31-43	.721	56	1.9	34-0	14	12	6	23	72	2.5
2020-21	19-0	6.8	3.6	2-9	.222	0-3	.000	10-20	.500	14	0.7	10-0	2	3	4	6	14	0.7
Totals	48-1	3.71	7.7	21-66	.318	3-22	.136	41-63	.651	70	1.5	44-0	16	15	10	29	86	1.8

Bob Garrison

#24

Year	GP-GS	Min	Avg	FG-A	Pct	3FG-A	Pct	FT-A	Pct	Rebs	Avg	PF-FO	Ast	TO	Blk	Stl	Pts	Avg
1950-51	22--	--	--	116-425	.273	--	--	59-113	.522	--	--	72--	--	--	--	--	291	13.2

Henry Garrison

#52 • F • 6-3 • 190 • Manchester, Ky. (Clay County HS)

Year	GP-GS	Min	Avg	FG-A	Pct	3FG-A	Pct	FT-A	Pct	Rebs	Avg	PF-FO	Ast	TO	Blk	Stl	Pts	Avg
1957-58	9--	--	--	5-18	.278	--	--	2-5	.400	22	2.4	4-0	--	--	--	--	12	1.3
1958-59	8--	--	--	2-3	.667	--	--	2-3	.667	2	0.3	3-0	--	--	--	--	6	0.8
Totals	17--	--	--	7-21	.333	--	--	4-8	.500	24	1.4	7-0	--	--	--	--	18	1.1

Daniel Garrott

#15 • G • 5-11 • 160 • Memphis, Tenn. (Memphis ECS)

Year	GP-GS	Min	Avg	FG-A	Pct	3FG-A	Pct	FT-A	Pct	Rebs	Avg	PF-FO	Ast	TO	Blk	Stl	Pts	Avg
1992-93	3-0	4	1.3	2-3	.667	0-1	.000	0-0	.000	0	0.0	0-0	2	1	0	0	4	1.3

Pee-Wee Gash

#12 • G • 5-7 • 150 • Asheville, N.C. (Asheville HS)

Year	GP-GS	Min	Avg	FG-A	Pct	3FG-A	Pct	FT-A	Pct	Rebs	Avg	PF-FO	Ast	TO	Blk	Stl	Pts	Avg
2002-03	5-0	10	2.0	0-4	.000	0-3	.000	0-0	.000	1	0.2	0-0	0	1	0	1	0	0.0
2003-04	7-0	8	1.1	1-5	.200	0-3	.000	0-0	.000	0	0.0	3-0	2	0	0	0	2	0.3
2004-05	5-0	19	3.8	2-7	.286	1-5	.200	0-0	.000	2	0.4	3-0	3	3	0	0	5	1.0
Totals	17-0	37	2.2	3-16	.188	1-11	.091	0-0	.000	3	0.2	6-0	5	4	0	1	7	0.4

Bob Gentry

#11 • F • 6-3 • 180 • Knoxville, Tenn. (Catholic HS)

Year	GP-GS	Min	Avg	FG-A	Pct	3FG-A	Pct	FT-A	Pct	Rebs	Avg	PF-FO	Ast	TO	Blk	Stl	Pts	Avg
1955-56	21--	--	--	14-64	.219	--	--	13-30	.433	59	2.8	29--	--	--	--	--	41	2.0
1956-57	7--	--	--	2-10	.200	--	--	1-8	.125	16	2.3	4--	--	--	--	--	5	0.7
Totals	28--	--	--	16-74	.216	--	--	14-38	.368	75	2.7	33--	--	--	--	--	46	1.6

Paul Gentry

#20

Year	GP-GS	Min	Avg	FG-A	Pct	3FG-A	Pct	FT-A	Pct	Rebs	Avg	PF-FO	Ast	TO	Blk	Stl	Pts	Avg
1950-51	20-1	--	--	46-157	.293	--	--	42-60	.700	--	--	36--	--	--	--	--	134	6.7

Kent Gilbert

#21 • G • 6-1 • 175 • Greenville, N.C. (D.H. Conley HS)

Year	GP-GS	Min	Avg	FG-A	Pct	3FG-A	Pct	FT-A	Pct	Rebs	Avg	PF-FO	Ast	TO	Blk	Stl	Pts	Avg
2020-21	1-0	3	3.0	0-0	.000	0-0	.000	0-0	.000	0	0.0	0-0	0	0	0	0	0	0.0
2021-22	4-0	7	1.8	1-2	.500	1-2	.500	0-0	.000	1	0.3	1-0	0	1	0	1	3	0.8
Totals	5-0	10	2.0	1-2	.500	1-2	.500	0-0	.000	1	0.2	1-0	0	1	0	1	3	0.6

Jim Gill

#11 • F • 6-3 • 165 • Knoxville, Tenn. (Farragut HS)

Year	GP-GS	Min	Avg	FG-A	Pct	3FG-A	Pct	FT-A	Pct	Rebs	Avg	PF-FO	Ast	TO	Blk	Stl	Pts	Avg
1978-79	1--	1	1.0	0-2	.000	--	--	0-0	.000	2	2.0	0-0	0	0	0	0	0	0.0
1979-80	1-0	1	1.0	0-0	.000	--	--	2-2	1.00	0	0.0	0-0	0	0	0	0	2	2.0
Totals	2-0	2	1.0	0-2	.000	--	--	2-2	1.00	2	1.0	0-0	0	0	0	0	2	1.0

Steve Gill

#40 • F • 6-4 • 180 • Knoxville, Tenn. (Farragut HS)

Year	GP-GS	Min	Avg	FG-A	Pct	3FG-A	Pct	FT-A	Pct	Rebs	Avg	PF-FO	Ast	TO	Blk	Stl	Pts	Avg
1975-76	2--	--	--	0-0	.000	--	--	0-0	.000	0	0.0	0-0	0	--	--	--	0	0.0
1976-77	5--	--	--	2-6	.333	--	--	2-2	1.00	1	0.2	2-0	1	--	--	--	6	1.2
Totals	7--	--	--	2-6	.333	--	--	2-2	1.00	1	0.1	2-0	1	--	--	--	6	0.9

Bill Gilley

#44 • C • 6-5 • 200 • Carlisle, Ky. (Carlisle HS)

Year	GP-GS	Min	Avg	FG-A	Pct	3FG-A	Pct	FT-A	Pct	Rebs	Avg	PF-FO	Ast	TO	Blk	Stl	Pts	Avg
1958-59	6--	--	--	1-3	.333	--	--	0-2	.000	2	0.3	1-0	--	--	--	--	2	0.3
1959-60	6--	--	--	3-6	.500	--	--	5-6	.833	11	1.8	11-0	--	--	--	--	11	1.8
1960-61	15--	--	--	16-37	.432	--	--	16-30	.533	53	3.5	21-1	--	--	--	--	48	3.2
Totals	27--	--	--	20-46	.435	--	--	21-38	.553	66	2.4	33-1	--	--	--	--	61	2.3

Bob Gipe

#16 • C • 6-5 • 188 • Kingsport, Tenn. (Dobyns-Bennett HS)

Year	GP-GS	Min	Avg	FG-A	Pct	3FG-A	Pct	FT-A	Pct	Rebs	Avg	PF-FO	Ast	TO	Blk	Stl	Pts	Avg
1953-54	10--	--	--	5-17	.294	--	--	4-6	.667	14	1.4	6--	--	--	--	--	14	1.4
1954-55	15--	--	--	10-24	.417	--	--	4-9	.444	16	1.1	8--	--	--	--	--	24	1.6
1955-56	24--	--	--	47-145	.324	--	--	33-55	.600	136	5.7	71--	--	--	--	--	127	5.3
1956-57	19--	--	--	25-65	.385	--	--	27-45	.600	58	3.1	30--	--	--	--	--	77	4.1
Totals	68--	--	--	87-251	.347	--	--	68-115	.591	224	3.3	115--	--	--	--	--	242	3.6

Melvin Goins

#2 • G • 5-11 • 195 • San Diego, Calif. (Ball State Univ./Mt. San Jacinto College)

Year	GP-GS	Min	Avg	FG-A	Pct	3FG-A	Pct	FT-A	Pct	Rebs	Avg	PF-FO	Ast	TO	Blk	Stl	Pts	Avg
2009-10	31-4	4.96	16.0	58-150	.387	16-49	.327	33-52	.635	59	1.9	56-0	57	35	0	32	165	5.3
2010-11	33-33	8.99	27.2	82-218	.376	24-80	.300	74-95	.779	102	3.1	60-1	93	61	2	57	262	7.9
Totals	64-37	13.95	21.8	140-368	.380	40-129	.310	107-147	.728	161	2.5	116-1	150	96	2	89	427	6.7

Terry Glenn

#14 • G • 5-10 • 145 • Charleston, S.C. (Rivers HS/Morrissant JC)

Year	GP-GS	Min	Avg	FG-A	Pct	3FG-A	Pct	FT-A	Pct	Rebs	Avg	PF-FO	Ast	TO	Blk	Stl	Pts	Avg
1978-79	11--	33	3.0	8-21	.381	--	--	1-2	.500	5	0.5	2-0	5	6	0	3	17	1.5



LaMarcus Golden #23 • F • 6-4 • 180 • Memphis, Tenn. (Treadwell HS)

Year	GP-GS	Min	Avg	FG-A	Pct	3FG-A	Pct	FT-A	Pct	Rebs	Avg	PF-FO	Ast	TO	Blk	Stl	Pts	Avg
1992-93	30-23	791	26.4	54-124	.435	13-32	.406	61-76	.803	91	3.0	53-3	136	77	4	60	182	6.1
1993-94	27-25	923	34.2	91-233	.391	28-71	.394	45-67	.672	94	3.5	58-0	155	106	3	78	255	9.4
Totals	57-48	1714	30.1	145-357	.406	41-103	.398	106-143	.741	185	3.2	111-3	291	183	7	138	437	7.7

Trae Golden #11 • G • 6-2 • 205 • Powder Springs, Ga. (McEachern HS)

Year	GP-GS	Min	Avg	FG-A	Pct	3FG-A	Pct	FT-A	Pct	Rebs	Avg	PF-FO	Ast	TO	Blk	Stl	Pts	Avg
2010-11	31-1	411	13.3	27-92	.293	6-33	.182	33-40	.825	35	1.1	25-0	69	32	0	23	93	3.0
2011-12	34-33	1089	32.0	141-321	.439	50-129	.388	130-157	.828	102	3.0	68-1	154	98	3	27	462	13.6
2012-13	31-24	940	30.3	111-290	.383	28-95	.295	126-162	.778	89	2.9	66-1	121	63	0	8	376	12.1
Totals	96-58	2440	25.4	279-703	.397	84-257	.327	289-359	.805	226	2.4	159-2	344	193	3	58	931	9.7

Gannon Goodson #55 • C • 6-9 • 245 • Birmingham, Ala. (Shades Valley HS)

Year	GP-GS	Min	Avg	FG-A	Pct	3FG-A	Pct	FT-A	Pct	Rebs	Avg	PF-FO	Ast	TO	Blk	Stl	Pts	Avg
1989-90	4-0	9	2.3	1-3	.333	0-0	.000	1-2	.500	2	0.5	5-0	0	1	1	2	3	0.8
1990-91	34-19	636	18.7	49-112	.438	0-0	.000	23-52	.442	147	4.3	89-3	10	38	6	18	121	3.6
1991-92	13-1	122	9.4	13-25	.520	0-0	.000	8-12	.667	30	2.3	25-1	0	9	0	4	34	2.6
1992-93	25-2	174	7.0	10-30	.333	0-0	.000	7-11	.636	25	1.0	28-0	4	13	2	1	27	1.1
1993-94	25-9	330	13.2	24-65	.369	0-1	.000	9-16	.563	61	2.4	41-3	8	20	2	7	57	2.3
Totals	101-31	1271	12.6	97-235	.413	0-1	.000	48-93	.516	265	2.6	188-7	22	81	11	32	242	2.4

Don Graham #13 • F • 5-10 • 165 • Farragut, Tenn.

Year	GP-GS	Min	Avg	FG-A	Pct	3FG-A	Pct	FT-A	Pct	Rebs	Avg	PF-FO	Ast	TO	Blk	Stl	Pts	Avg
1947-48	21--	--	--	22-71	.310	--	--	9-18	.500	--	--	13--	--	--	--	--	53	2.5
1948-49	17--	--	--	22-63	.349	--	--	7-10	.700	--	--	24--	--	--	--	--	51	3.0
Totals	38--	--	--	44-134	.328	--	--	16-28	.571	--	--	37--	--	--	--	--	104	2.7

Ed Gray #22 • G • 6-3 • 200 • Riverside, Calif. (North HS)

Year	GP-GS	Min	Avg	FG-A	Pct	3FG-A	Pct	FT-A	Pct	Rebs	Avg	PF-FO	Ast	TO	Blk	Stl	Pts	Avg
1993-94	27-27	848	31.4	149-405	.368	49-176	.278	57-81	.704	97	3.6	77-1	49	45	5	41	404	15.0

Aaron Green #5 • G • 6-2 • 200 • Sweetwater, Tenn. (Sweetwater HS)

Year	GP-GS	Min	Avg	FG-A	Pct	3FG-A	Pct	FT-A	Pct	Rebs	Avg	PF-FO	Ast	TO	Blk	Stl	Pts	Avg
1995-96	29-2	582	20.1	61-150	.407	46-117	.393	29-43	.674	27	0.9	65-2	37	41	5	17	197	6.8
1996-97	25-7	679	27.2	45-146	.308	24-84	.286	49-64	.766	50	2.0	69-2	56	41	7	10	163	6.5
1997-98	24-1	339	14.1	30-83	.361	18-53	.340	24-35	.686	29	1.2	41-0	30	22	2	12	102	4.3
1998-99	22-1	272	12.4	21-53	.396	11-33	.333	28-46	.609	29	1.3	41-1	40	26	3	26	81	3.7
Totals	100-11	1872	18.7	157-432	.363	99-287	.345	130-188	.691	134	1.3	216-5	163	130	16	115	543	5.4

Mark Griffin #33 • F • 6-8 • 220 • Union City, Tenn. (Union City HS)

Year	GP-GS	Min	Avg	FG-A	Pct	3FG-A	Pct	FT-A	Pct	Rebs	Avg	PF-FO	Ast	TO	Blk	Stl	Pts	Avg
1985-86	25-16	412	16.5	31-61	.508	--	--	24-34	.706	51	2.0	58-3	16	37	3	14	86	3.4
1986-87	28-0	337	12.0	25-60	.417	3-7	.429	17-26	.654	65	2.3	46-0	16	22	2	11	70	2.5
1987-88	29-9	582	20.1	43-116	.371	21-61	.344	34-44	.773	92	3.2	55-0	32	31	4	15	141	4.9
1988-89	27-26	655	24.3	70-160	.438	49-113	.434	33-45	.733	96	3.6	67-0	36	33	0	15	222	8.2
Totals	109-51	1986	18.2	169-397	.426	73-181	.403	108-149	.725	304	2.8	226-3	100	123	9	55	519	4.8

Jenis Grindstaff #24 • G • 6-2 • 190 • Spruce Pine, N.C. (McDowell HS/Virginia Tech)

Year	GP-GS	Min	Avg	FG-A	Pct	3FG-A	Pct	FT-A	Pct	Rebs	Avg	PF-FO	Ast	TO	Blk	Stl	Pts	Avg
1999-00	1-1	14	14.0	1-9	.111	0-0	.000	2-2	1.000	2	2.0	2-0	3	1	0	3	2	2.0
2000-01	32-1	374	11.7	31-99	.313	12-47	.255	26-34	.765	45	1.4	49-0	54	34	1	19	100	3.1
2001-02	29-14	616	21.2	60-137	.438	15-48	.313	49-60	.817	76	2.6	62-1	86	76	3	28	184	6.3
Totals	62-16	1004	16.2	92-245	.376	27-99	.273	75-95	.789	123	2.0	113-1	143	111	4	50	286	4.6

Carlus Groves #33 • F • 6-7 • 245 • Cross Plains, Tenn. (East Robertson HS)

Year	GP-GS	Min	Avg	FG-A	Pct	3FG-A	Pct	FT-A	Pct	Rebs	Avg	PF-FO	Ast	TO	Blk	Stl	Pts	Avg
1989-90	28-1	475	17.0	75-134	.560	0-2	.000	36-60	.600	116	4.1	77-4	16	40	4	16	186	6.6
1990-91	32-18	718	22.4	136-249	.546	0-0	.000	74-117	.632	148	4.6	111-7	14	70	20	22	346	10.8
1991-92	26-9	654	25.2	150-278	.540	3-9	.333	78-140	.557	124	4.8	85-2	18	53	13	24	381	14.7
Totals	86-28	1847	21.5	361-661	.546	3-11	.273	188-317	.593	388	4.5	275-13	48	163	37	62	913	10.6

Ernie Grunfeld #22 • F • 6-6 • 215 • Forest Hills, N.Y. (Forest Hills HS)

Year	GP-GS	Min	Avg	FG-A	Pct	3FG-A	Pct	FT-A	Pct	Rebs	Avg	PF-FO	Ast	TO	Blk	Stl	Pts	Avg
1973-74	26--	--	--	180-363	.496	--	--	93-128	.727	188	7.2	80-2	61	--	--	--	453	17.4
1974-75	20--	--	--	184-401	.459	--	--	107-132	.811	128	6.4	62-2	51	--	--	--	475	23.8
1975-76	27--	--	--	255-485	.526	--	--	173-214	.808	172	6.4	73-1	57	--	--	--	683	25.3
1976-77	28--	--	--	248-463	.536	--	--	142-179	.793	176	6.3	87-5	77	--	--	--	638	22.8
Totals	101--	--	--	867-1712	.506	--	--	515-653	.789	664	6.6	302-10	246	--	--	--	2249	22.3

Bobby Jack Guinn #11 • G • 6-1 • 170 • Kingston, Tenn. (Roane County HS)

Year	GP-GS	Min	Avg	FG-A	Pct	3FG-A	Pct	FT-A	Pct	Rebs	Avg	PF-FO	Ast	TO	Blk	Stl	Pts	Avg
1965-66	18--	--	--	27-63	.429	--	--	11-17	.647	33	1.8	17-0	--	--	--	--	65	3.6
1966-67	18--	--	--	19-34	.559	--	--	7-10	.700	15	0.8	13-0	--	--	--	--	45	2.5
Totals	36--	--	--	46-97	.474	--	--	18-27	.667	48	1.3	30-0	--	--	--	--	110	3.1

Marcus Haislip #12 • F • 6-10 • 230 • Lewisburg, Tenn. (Marshall County HS)

Year	GP-GS	Min	Avg	FG-A	Pct	3FG-A	Pct	FT-A	Pct	Rebs	Avg	PF-FO	Ast	TO	Blk	Stl	Pts	Avg
1999-00	31-0	251	8.1	52-88	.591	9-17	.529	22-39	.564	57	1.8	41-1	0	21	21	8	135	4.4
2000-01	33-1	435	13.2	63-122	.516	14-39	.359	53-70	.757	83	2.5	89-3	17	22	51	9	193	5.8
2001-02	25-24	838	33.5	161-311	.518	15-46	.326	80-111	.721	167	6.7	86-8	24	51	44	11	417	16.7
Totals	89-25	1524	17.1	276-521	.530	38-102	.373	155-220	.705	307	3.4	216-4	41	94	116	28	745	8.4

Bill Hall #13 • G • 6-0 • 165 • Knoxville, Tenn. (Knoxville HS)

ALL-TIME PLAYER STATS

Kenny Hall #20 • F • 6-9 • 230 • Stone Mountain, Ga. (Redan HS)

Year	GP-GS	Min	Avg	FG-A	Pct	3FG-A	Pct	FT-A	Pct	Rebs	Avg	PF-FO	Ast	TO	Blk	Stl	Pts	Avg
2009-10	35-3	435	12.4	52-90	.578	0-0.000		23-42	.548	104	3.0	69-2	7	29	18	8	127	3.6
2010-11	25-1	176	7.0	19-36	.528	0-1.000		12-21	.571	46	1.8	36-1	3	15	4	1	50	2.0
2011-12	25-16	506	20.2	61-113	.540	0-0.000		32-49	.653	113	4.5	71-1	9	32	25	10	154	6.2
2012-13	31-21	600	19.4	66-122	.541	0-4.000		43-61	.705	127	4.1	67-1	11	38	13	6	175	5.6
Totals	116-41	1717	14.8	198-361	.548	0-6.000		110-173	.636	390	3.4	243-5	30	114	60	25	506	4.4

Steve Hamer #21 • C • 7-0 • 245 • Grand Junction, Tenn. (Middleton HS)

Year	GP-GS	Min	Avg	FG-A	Pct	3FG-A	Pct	FT-A	Pct	Rebs	Avg	PF-FO	Ast	TO	Blk	Stl	Pts	Avg
1992-93	26-19	553	21.3	74-136	.544	0-0.000		33-52	.635	119	4.6	65-2	7	25	24	8	181	7.0
1993-94	24-19	620	25.8	119-206	.578	3-13.000		93-116	.802	139	5.8	59-2	20	43	24	12	334	13.9
1994-95	25-24	773	30.9	138-261	.529	0-0.000		98-153	.641	220	8.8	66-2	14	65	35	6	374	15.0
1995-96	29-29	956	33.0	187-325	.575	0-0.000		155-252	.615	272	9.4	84-3	30	84	39	11	529	18.2
Totals	104-91	2902	27.9	518-928	.558	3-13.000		379-573	.661	750	7.2	274-9	71	217	122	37	1418	13.6

Hampton #47/#18

Year	GP-GS	Min	Avg	FG-A	Pct	3FG-A	Pct	FT-A	Pct	Rebs	Avg	PF-FO	Ast	TO	Blk	Stl	Pts	Avg
1947-48	12--	--	--	3-16	.188	--	--	1-1	1.00	--	--	5--	--	--	--	--	7	0.6

Bill Hann #14 • G • 6-3 • 185 • Cleveland, Ohio (Rhodes HS)

Year	GP-GS	Min	Avg	FG-A	Pct	3FG-A	Pct	FT-A	Pct	Rebs	Avg	PF-FO	Ast	TO	Blk	Stl	Pts	Avg
1966-67	26--	--	--	26-83	.313	--	0.000	75-95	.789	45	1.7	42-0	--	--	--	--	127	4.9
1967-68	26--	--	--	77-199	.387	--	0.000	112-138	.812	63	2.4	49-0	--	--	--	--	266	10.2
1968-69	28--	--	--	55-128	.430	--	0.000	75-93	.806	68	2.4	55-0	173	--	--	--	185	6.6
Totals	80--	--	--	158-410	.385	--	0.000	262-326	.804	176	2.2	146-0	173	--	--	--	578	7.2

Tyrone Harper #30 • F • 6-7 • 215 • Nashville, Tenn. (Glenciff HS)

Year	GP-GS	Min	Avg	FG-A	Pct	3FG-A	Pct	FT-A	Pct	Rebs	Avg	PF-FO	Ast	TO	Blk	Stl	Pts	Avg
1982-83	10-0	9.1	9.1	11-27	.407	--	--	2-4	.500	26	2.6	4-0	2	3	1	3	24	2.4
1983-84	15-0	105	7.0	11-28	.393	--	--	3-8	.375	17	1.1	11-0	2	3	1	3	25	1.7
1984-85	2-0	4	2.0	0-0.000		--	--	0-0.000		1	0.5	1-0	1	0	0	0	0	0.0
1985-86	19-4	168	8.8	15-40	.375	--	--	13-17	.765	30	1.6	14-0	1	12	2	7	43	2.3
Totals	46-4	368	8.0	37-95	.389	--	--	18-29	.621	74	1.6	30-0	5	19	4	13	92	2.0

Antonio Harris #22 • G • 6-3 • 195 • Memphis, Tenn. (Washington HS)

Year	GP-GS	Min	Avg	FG-A	Pct	3FG-A	Pct	FT-A	Pct	Rebs	Avg	PF-FO	Ast	TO	Blk	Stl	Pts	Avg
1995-96	9-0	26	2.9	2-4	.500	2-4	.500	0-0.000		1	0.1	2-0	2	1	0	1	6	0.7
1996-97	12-0	57	4.8	1-11	.091	0-8.000		0-1.000		7	0.6	2-0	4	3	0	1	2	0.2
Totals	21-0	83	4.0	3-15	.200	2-12	.167	0-1.000		8	0.4	4-0	6	4	0	2	8	0.4

Tobias Harris #12 • F • 6-8 • 226 • Dix Hills, N.Y. (Half Hollow Hills HS West)

Year	GP-GS	Min	Avg	FG-A	Pct	3FG-A	Pct	FT-A	Pct	Rebs	Avg	PF-FO	Ast	TO	Blk	Stl	Pts	Avg
2010-11	34-33	993	29.2	185-402	.460	23-76	.303	128-170	.753	247	7.3	70-0	44	62	29	24	521	15.3

Tony Harris #14 • G • 6-0 • 165 • Memphis, Tenn. (East HS)

Year	GP-GS	Min	Avg	FG-A	Pct	3FG-A	Pct	FT-A	Pct	Rebs	Avg	PF-FO	Ast	TO	Blk	Stl	Pts	Avg
1997-98	27-26	842	31.2	123-336	.366	48-149	.322	90-125	.720	72	2.7	70-3	113	79	2	36	384	14.2
1998-99	30-29	965	32.2	113-303	.373	64-164	.390	81-102	.794	80	2.7	67-0	143	106	2	31	371	12.4
1999-00	33-33	997	30.2	149-365	.408	73-193	.378	110-148	.743	73	2.2	78-1	134	86	0	46	481	14.6
2000-01	31-31	885	28.5	97-271	.358	55-159	.346	103-133	.774	63	2.0	80-4	119	81	1	32	352	11.4
Totals	121-119	3689	30.5	482-1275	.378	240-665	.361	384-508	.756	288	2.4	295-8	509	352	5	145	1588	13.1

Torrey Harris #40 • F • 6-10 • 255 • Sardis, Miss. (Piney Woods HS)

Year	GP-GS	Min	Avg	FG-A	Pct	3FG-A	Pct	FT-A	Pct	Rebs	Avg	PF-FO	Ast	TO	Blk	Stl	Pts	Avg
1995-96	28-23	403	14.4	13-33	.394	0-0.000		7-17	.412	63	2.3	66-1	4	25	5	10	33	1.2
1996-97	27-15	517	19.1	15-33	.455	0-0.000		8-19	.421	77	2.9	67-3	6	33	11	6	38	1.4
1997-98	29-19	580	20.0	42-82	.512	0-0.000		28-65	.431	140	4.8	97-5	15	33	25	13	112	3.9
1998-99	30-14	394	13.1	12-34	.353	0-0.000		13-30	.433	71	2.4	69-2	6	18	11	1	32	3.2
Totals	114-71	1894	16.6	82-182	.451	0-0.000		56-131	.427	351	3.1	299-11	31	109	52	36	220	1.9

Bobby Hatcher #24 • F • 6-6 • 205 • Nashville, Tenn. (Hillsboro HS)

Year	GP-GS	Min	Avg	FG-A	Pct	3FG-A	Pct	FT-A	Pct	Rebs	Avg	PF-FO	Ast	TO	Blk	Stl	Pts	Avg
1955-56	10--	--	--	16-51	.314	--	--	11-24	.458	44	4.4	9--	0	0	0	0	43	4.3

Charles Hathaway #55 • C • 6-10 • 265 • Nashville, Tenn. (Hillwood HS)

Year	GP-GS	Min	Avg	FG-A	Pct	3FG-A	Pct	FT-A	Pct	Rebs	Avg	PF-FO	Ast	TO	Blk	Stl	Pts	Avg
1996-97	27-19	643	23.8	63-156	.404	0-0.000		70-125	.560	191	7.1	58-9	17	77	27	14	196	7.3
1997-98	5-4	105	21.0	13-28	.464	1-2.500		15-29	.517	32	6.4	10-0	6	13	10	5	42	8.4
1998-99	30-11	502	16.7	44-101	.436	0-0.000		60-91	.659	112	3.7	41-0	9	35	35	15	148	4.9
1999-00	33-0	376	11.4	19-49	.388	1-3.333		30-53	.566	76	2.3	46-0	12	31	17	9	69	2.1
2000-01	31-27	615	19.8	61-94	.649	0-0.000		35-58	.603	148	4.8	63-1	16	42	44	12	157	5.1
Totals	126-61	2241	17.8	200-428	.467	2-5.400		210-356	.590	559	4.4	218-1	60	198	133	55	612	4.9

Ron Hausley #14 • G • 6-4 • 200 • Marion, N.C. (McDowell HS)

Year	GP-GS	Min	Avg	FG-A	Pct	3FG-A	Pct	FT-A	Pct	Rebs	Avg	PF-FO	Ast	TO	Blk	Stl	Pts	Avg
1984-85	13-0	47	3.6	8-15	.533	--	--	3-4	.750	6	0.5	6-0	2	5	0	2	19	1.5
1985-86	21-2	178	8.5	15-36	.417	--	--	2-3	.667	12	0.6	12-0	11	7	0	5	32	1.5
1986-87	25-4	294	11.8	24-50	.480	0-2.000		13-14	.929	30	1.2	22-0	12	26	0	4	61	2.4
1987-88	21-4	247	11.8	29-69	.420	4-10.400		4-10	.400	12	0.6	20-1	8	16	1	10	66	3.1
Totals	80-10	766	9.6	76-170	.447	4-12	.333	22-31	.710	60	0.8	60-1	33	54	1	21	178	2.2

Greg Hawkins #30 • F • 6-5 • 185 • Huntington, W.Va. (Huntington HS)

Year	GP-GS	Min	Avg	FG-A	Pct	3FG-A	Pct	FT-A	Pct	Rebs	Avg	PF-FO	Ast	TO	Blk	Stl	Pts	Avg
1970-71	25--	--	--	38-111	.342	--	--	33-44	.750	111	4.4	41-0	19	--	--	--	109	4.4

Marshall Hawkins #48 • F/C • 6-3 • 205 • Huntington, W.Va. (Huntington HS)

Year	GP-GS	Min	Avg	FG-A	Pct	3FG-A	Pct	FT-A	Pct	Rebs	Avg	PF-FO	Ast	TO	Blk	Stl	Pts	Avg
1947-48	25--	--	--	128-419	.305	--	--	58-79	.734	--	--	61--	--	--	--	--	314	12.6



Doug Heinz #20 • F • 6-4 • 175 • Belvidere, Ill. (Belvidere HS)

Year	GP-GS	Min	Avg	FG-A	Pct	3FG-A	Pct	FT-A	Pct	Rebs	Avg	PF-FO	Ast	TO	Blk	Stl	Pts	Avg
1955-56	4--	--	--	2-3	.667	--	--	0-1	0.000	2	0.5	1-0	--	--	--	--	4	1.0

Jemere Hendrix #33 • F • 6-8 • 220 • Covington, Ga. (East Side HS/Clemson)

Year	GP-GS	Min	Avg	FG-A	Pct	3FG-A	Pct	FT-A	Pct	Rebs	Avg	PF-FO	Ast	TO	Blk	Stl	Pts	Avg
2003-04	29-14	678	23.4	74-141	.525	1-4	.250	49-68	.721	180	6.2	77-0	13	41	13	10	198	6.8
2004-05	28-3	370	13.2	29-58	.500	0-1	0.000	16-27	.593	75	2.7	62-1	7	25	5	10	74	2.6
Totals	57-17	1048	18.4	103-199	.518	1-5	.200	65-95	.684	255	4.5	139-1	20	66	18	20	272	4.8

Tom Hendrix #20 • F • 6-5 • 212 • Elizabethtown, Ky. (Catholic HS)

Year	GP-GS	Min	Avg	FG-A	Pct	3FG-A	Pct	FT-A	Pct	Rebs	Avg	PF-FO	Ast	TO	Blk	Stl	Pts	Avg
1965-66	26--	--	--	80-190	.421	--	--	37-45	.822	95	3.7	57-0	--	--	--	--	197	7.6
1966-67	28--	--	--	130-310	.419	--	--	20-38	.526	100	3.6	71-3	--	--	--	--	280	10.0
1967-68	26--	--	--	123-304	.405	--	--	29-41	.707	103	4.0	63-0	--	--	--	--	275	10.6
Totals	80--	--	--	333-804	.414	--	--	86-124	.694	298	3.7	191-3	--	--	--	--	752	9.4

Travis Henry #25 • G • 6-2 • 165 • Knoxville, Tenn. (Karns HS)

Year	GP-GS	Min	Avg	FG-A	Pct	3FG-A	Pct	FT-A	Pct	Rebs	Avg	PF-FO	Ast	TO	Blk	Stl	Pts	Avg
1985-86	19-0	121	6.4	8-18	.444	--	--	2-3	.667	7	0.4	18-0	26	20	0	6	18	0.9
1986-87	20-5	245	12.3	12-30	.400	3-6	.500	10-11	.909	18	0.9	30-1	35	36	1	14	37	1.9
1987-88	28-4	371	13.3	18-50	.360	3-10	.300	23-28	.821	27	1.0	47-1	69	39	0	25	62	2.2
1988-89	30-26	648	21.6	57-141	.404	20-58	.345	38-62	.613	60	2.0	74-1	94	60	6	47	172	5.7
Totals	97-35	1385	14.3	95-239	.398	26-74	.351	73-104	.702	112	1.2	169-3	225	155	7	92	289	3.0

Boomer Herndon #0 • C • 6-10 • 245 • Nashville, Tenn. (Donelson Christian Academy)

Year	GP-GS	Min	Avg	FG-A	Pct	3FG-A	Pct	FT-A	Pct	Rebs	Avg	PF-FO	Ast	TO	Blk	Stl	Pts	Avg
2002-03	12-0	38	3.2	6-18	.333	0-0	0.000	4-7	.571	21	1.8	7-0	1	2	2	1	16	1.3
2003-04	27-0	179	6.6	13-33	.394	0-0	0.000	17-27	.630	48	1.8	26-0	6	13	15	4	43	1.6
Totals	39-0	217	5.6	19-51	.373	0-0	0.000	21-34	.618	69	1.8	33-0	7	15	17	5	59	1.5

Clay Hess #54 • F • 6-5 • 212 • Dowagiac, Mich. (Dowagiac Union TMI)

Year	GP-GS	Min	Avg	FG-A	Pct	3FG-A	Pct	FT-A	Pct	Rebs	Avg	PF-FO	Ast	TO	Blk	Stl	Pts	Avg
1967-68	12--	--	--	5-10	.500	--	--	0-0	.000	5	0.4	5-0	--	--	--	--	10	0.8

George Hickman #11 • G • 6-0 • 170 • Knoxville, Tenn. (Farragut HS)

Year	GP-GS	Min	Avg	FG-A	Pct	3FG-A	Pct	FT-A	Pct	Rebs	Avg	PF-FO	Ast	TO	Blk	Stl	Pts	Avg
1990-91	7-0	7	1.0	1-1	1.00	1-2	.500	2-2	1.00	2	0.3	0-0	0	3	0	0	5	0.7

Jon Higgins #42 • G • 6-3 • 200 • Shaker Heights, Ohio (Shaker Heights HS)

Year	GP-GS	Min	Avg	FG-A	Pct	3FG-A	Pct	FT-A	Pct	Rebs	Avg	PF-FO	Ast	TO	Blk	Stl	Pts	Avg
1999-00	33-32	931	28.2	71-199	.357	53-148	.358	15-27	.556	102	3.1	59-1	71	39	2	34	210	6.4
2000-01	33-32	926	28.1	70-150	.467	53-109	.486	20-31	.645	116	3.5	70-1	80	35	5	34	213	6.5
2001-02	31-31	1025	33.1	79-202	.391	50-139	.360	28-43	.651	139	4.5	61-1	122	58	2	31	236	7.6
2002-03	27-27	898	33.3	84-192	.438	53-129	.411	18-24	.750	84	3.1	65-2	79	28	3	21	239	8.9
Totals	124-122	3780	30.5	304-743	.409	209-525	.398	81-125	.648	441	3.6	255-5	352	160	12	130	898	7.2

Charlie Hipsher #18 • F • 6-3 • 168 • Marietta, Ga.

Year	GP-GS	Min	Avg	FG-A	Pct	3FG-A	Pct	FT-A	Pct	Rebs	Avg	PF-FO	Ast	TO	Blk	Stl	Pts	Avg
1950-51	14--	--	--	20-68	.294	--	--	5-12	.417	--	--	12--	--	--	--	--	45	3.2
1951-52	19--	--	--	46-142	.324	--	--	24-30	.800	--	--	44--	--	--	--	--	116	6.1
1952-53	18--	--	--	28-95	.295	--	--	11-15	.733	29	1.6	--	--	--	--	--	67	3.7
Totals	51--	--	--	94-305	.308	--	--	40-57	.702	29	--	56--	--	--	--	--	228	4.5

Steve Hirschorn #34 • G • 5-10 • 155 • Springfield, N.J. (Springfield HS)

Year	GP-GS	Min	Avg	FG-A	Pct	3FG-A	Pct	FT-A	Pct	Rebs	Avg	PF-FO	Ast	TO	Blk	Stl	Pts	Avg
1968-69	5--	--	--	0-0	.000	--	--	0-0	0.000	0	0.0	0-0	2	--	--	--	0	0.0
1969-70	6--	--	--	2-6	.333	--	--	2-4	.500	2	0.3	4-0	1	--	--	--	6	1.0
1971-72	23--	--	--	16-34	.471	--	--	55-74	.743	31	1.3	52-0	83	--	--	--	87	3.8
Totals	34--	--	--	18-40	.450	--	--	57-78	.731	33	1.0	56-0	86	--	--	--	93	2.7

Bobby Hogsett #22 • C • 6-8 • 216 • Bristol, Tenn. (Holston Valley HS)

Year	GP-GS	Min	Avg	FG-A	Pct	3FG-A	Pct	FT-A	Pct	Rebs	Avg	PF-FO	Ast	TO	Blk	Stl	Pts	Avg
1962-63	24--	--	--	60-125	.480	--	--	36-61	.590	106	4.4	45-0	--	--	--	--	156	6.5
1963-64	22--	--	--	28-54	.519	--	--	30-49	.612	98	4.5	42-0	--	--	--	--	86	3.9
1965-66	11--	--	--	14-23	.609	--	--	8-15	.533	34	3.1	4-0	--	--	--	--	36	3.3
Totals	57--	--	--	102-202	.505	--	--	74-125	.592	238	4.2	91-0	--	--	--	--	278	4.9

Thaydes Holden #10 • G • 6-0 • 180 • Silsbee, Texas (Silsbee HS/Lamar/Seward County CC)

Year	GP-GS	Min	Avg	FG-A	Pct	3FG-A	Pct	FT-A	Pct	Rebs	Avg	PF-FO	Ast	TO	Blk	Stl	Pts	Avg
2001-02	31-17	734	23.7	62-171	.363	34-101	.337	46-63	.730	76	2.5	64-3	44	56	4	22	204	6.6
2002-03	29-16	728	25.1	75-190	.395	48-119	.403	48-58	.828	72	2.5	69-0	43	37	7	18	246	8.5
Totals	60-33	1462	24.4	137-361	.380	82-220	.373	94-121	.777	148	2.5	133-3	87	93	11	40	450	7.5

Scotty Hopson #32 • G • 6-7 • 200 • Hopkinsville, Ky. (University Heights HS)

Year	GP-GS	Min	Avg	FG-A	Pct	3FG-A	Pct	FT-A	Pct	Rebs	Avg	PF-FO	Ast	TO	Blk	Stl	Pts	Avg
2008-09	34-30	796	23.4	113-264	.428	46-129	.357	40-64	.625	93	2.7	50-0	49	50	9	21	312	9.2
2009-10	37-36	1024	27.7	174-391	.445	52-156	.333	50-85	.588	124	3.4	55-1	44	78	7	36	450	12.2
2010-11	32-32	937	29.3	188-416	.452	53-141	.376	114-155	.735	107	3.3	63-1	41	89	5	26	543	17.0
Totals	103-98	2757	26.8	475-1071	.444	151-426	.354	204-304	.671	324	3.1	168-2	134	217	21	83	1305	12.7

Allan Houston #20 • G • 6-6 • 200 • Louisville, Ky. (Ballard HS)

Year	GP-GS	Min	Avg	FG-A	Pct	3FG-A	Pct	FT-A	Pct	Rebs	Avg	PF-FO	Ast	TO	Blk	Stl	Pts	Avg
1989-90	30-30	1083	36.1	203-465	.437	83-192	.432	120-149	.805	88	2.9	70-1	127	101	11	36	609	20.3
1990-91	34-34	1212	35.6	265-550	.482	99-231	.429	177-205	.863	104	3.1	68-0	131	128	16	37	806	23.7
1991-92	34-34	1236	36.4	223-492	.453	82-196	.418	189-225	.840	180	5.3	69-1	120	94	15	32	717	21.1
1992-93	30-30	1075	35.8	211-454	.465	82-198	.41											

ALL-TIME PLAYER STATS

John Houston

#32 • F • 6-3 • 170 • Knoxville, Tenn. (Fulton HS)

Year	GP-GS	Min	Avg	FG-A	Pct	3FG-A	Pct	FT-A	Pct	Rebs	Avg	PF-FO	Ast	TO	Blk	Stl	Pts	Avg
1959-60	2--	--	--	0-4	0.000	--	--	0-0	0.000	1	0.5	1-0	--	--	--	--	0	0.0

Jordan Howell

#15 • G • 6-3 • 188 • Auburn, Ala. (Bob Jones HS)

Year	GP-GS	Min	Avg	FG-A	Pct	3FG-A	Pct	FT-A	Pct	Rebs	Avg	PF-FO	Ast	TO	Blk	Stl	Pts	Avg
2004-05	19-0	116	6.1	7-29	.241	7-28	.250	0-0	0.000	4	0.2	6-0	8	5	0	2	21	1.1
2005-06	30-0	233	7.8	20-50	.400	15-38	.395	3-4	.750	11	0.4	27-0	20	11	0	3	58	1.9
2006-07	27-6	495	18.3	33-94	.351	27-78	.346	13-19	.684	36	1.3	41-0	40	20	0	12	106	3.9
2007-08	35-17	623	17.8	45-138	.326	38-119	.319	23-35	.657	52	1.5	58-0	76	34	3	18	151	4.3
Totals	111-23	1467	13.2	105-311	.338	87-263	.331	39-58	.672	103	0.9	132-0	144	70	3	35	336	3.0

Robert Hubbs III

#3 • G • 6-5 • 207 • Newbern, Tenn. (Dyer County HS)

Year	GP-GS	Min	Avg	FG-A	Pct	3FG-A	Pct	FT-A	Pct	Rebs	Avg	PF-FO	Ast	TO	Blk	Stl	Pts	Avg
2013-14	12-0	219	18.3	23-75	.307	9-32	.281	5-8	.625	18	1.5	17-0	8	7	4	2	60	5.0
2014-15	32-20	795	24.8	88-215	.409	31-93	.333	24-33	.727	93	2.9	48-0	28	26	4	16	231	7.2
2015-16	30-16	801	26.7	128-283	.452	11-46	.239	51-69	.739	117	3.9	47-1	38	22	1	13	318	10.6
2016-17	32-32	1011	31.6	170-364	.467	4-26	.154	93-111	.838	147	4.6	56-0	53	47	7	23	437	13.7
Totals	106-68	2826	26.7	409-937	.437	55-197	.279	173-221	.783	375	3.5	168-1	127	102	16	54	1046	9.9

Michael Hubert

#10 • G • 6-2 • 205 • Hendersonville, Tenn. (Hendersonville HS/UT Chattanooga)

Year	GP-GS	Min	Avg	FG-A	Pct	3FG-A	Pct	FT-A	Pct	Rebs	Avg	PF-FO	Ast	TO	Blk	Stl	Pts	Avg
2008-09	6-0	7	1.2	1-4	.250	1-4	.250	0-0	0.000	3	0.5	0-0	1	3	0	0	3	0.5
2009-10	4-0	8	2.0	3-31	0.000	3-31	0.000	0-0	0.000	1	0.3	0-0	1	0	0	1	9	2.3
2010-11	4-0	6	1.7	0-2	0.000	0-2	0.000	1-2	.500	0	0.0	0-0	0	0	0	0	1	0.3
Totals	14-0	21	1.5	4-9	.444	4-9	.444	1-2	.500	4	0.3	0-0	2	3	0	1	13	0.9

Brandon Huntley-Hatfield

#2 • F • 6-10 • 246 • Clarksville, Tenn. (Scotland Campus Prep [Pa.])

Year	GP-GS	Min	Avg	FG-A	Pct	3FG-A	Pct	FT-A	Pct	Rebs	Avg	PF-FO	Ast	TO	Blk	Stl	Pts	Avg
2021-22	35-13	440	12.6	59-130	.454	2-13	.154	16-27	.593	104	3.0	28-0	11	32	12	12	136	3.9

Jerald Hyatt

#22 • G • 6-3 • 190 • Knoxville, Tenn. (Austin-East HS)

Year	GP-GS	Min	Avg	FG-A	Pct	3FG-A	Pct	FT-A	Pct	Rebs	Avg	PF-FO	Ast	TO	Blk	Stl	Pts	Avg
1981-82	23-0	209	9.1	17-36	.472	--	--	6-10	.600	12	0.5	12-0	12	8	0	19	40	1.7
1982-83	6-0	67	11.2	4-12	.333	--	--	4-7	.571	5	0.8	8-0	3	1	0	3	12	2.0
Totals	29-0	276	9.5	21-48	.438	--	--	10-17	.588	17	0.6	20-0	15	9	0	22	52	1.8

Andy Ikeakor

#34 • F • 6-8 • 270 • Houston, Texas (Westbury Christian HS)

Year	GP-GS	Min	Avg	FG-A	Pct	3FG-A	Pct	FT-A	Pct	Rebs	Avg	PF-FO	Ast	TO	Blk	Stl	Pts	Avg
2000-01	4-0	8	2.0	1-3	.333	0-0	0.000	1-4	.250	2	0.5	1-0	0	2	0	0	3	0.8
2001-02	5-0	17	3.4	1-1	1.000	0-0	0.000	1-1	1.000	5	1.0	5-0	2	1	0	0	3	0.6
2002-03	1-0	5	5.0	1-4	.250	0-0	0.000	4-4	1.000	4	4.0	1-0	1	1	0	0	2	2.0
Totals	10-0	30	3.0	3-8	.375	0-0	0.000	2-5	.400	11	1.1	7-0	3	4	0	0	8	0.8

Cornelius Jackson

#32 • G • 6-4 • 185 • Oak Hill, W.Va. (Oak Hill HS)

Year	GP-GS	Min	Avg	FG-A	Pct	3FG-A	Pct	FT-A	Pct	Rebs	Avg	PF-FO	Ast	TO	Blk	Stl	Pts	Avg
1996-97	27-19	617	22.9	37-140	.264	10-49	.204	14-21	.667	68	2.5	61-0	65	59	2	19	98	3.6

Justin Jackson

#12/#21 • G • 5-11 • 165 • Fredericksburg, Va. (Fredericksburg Academy)

Year	GP-GS	Min	Avg	FG-A	Pct	3FG-A	Pct	FT-A	Pct	Rebs	Avg	PF-FO	Ast	TO	Blk	Stl	Pts	Avg
2005-06	4-0	5	1.3	0-2	0.000	0-0	0.000	2-2	1.000	3	0.8	0-0	0	0	0	0	0	0.0
2006-07	1-0	2	2.0	0-0	0.000	0-0	0.000	0-0	0.000	0	0.0	1-0	0	0	0	0	0	0.0
2007-08	0-0	0	0.0	0-0	0.000	0-0	0.000	0-0	0.000	0	0.0	0-0	0	0	0	0	0	0.0
2008-09	1-0	1	1.0	0-0	0.000	0-0	0.000	0-0	0.000	0	0.0	0-0	0	0	0	0	0	0.0
Totals	6-0	8	1.3	0-2	0.000	0-0	0.000	2-2	1.000	3	0.5	1-0	0	0	0	0	0	0.0

Mike Jackson

#25 • G • 6-3 • 190 • Nashville, Tenn. (Stratford HS)

Year	GP-GS	Min	Avg	FG-A	Pct	3FG-A	Pct	FT-A	Pct	Rebs	Avg	PF-FO	Ast	TO	Blk	Stl	Pts	Avg
1973-74	6--	--	--	6-18	.333	--	--	3-6	.500	7	1.2	7-0	0	--	--	--	15	2.5
1974-75	26--	--	--	139-273	.509	--	--	69-84	.821	98	3.8	76-2	42	--	--	--	347	13.3
1975-76	27--	--	--	174-360	.483	--	--	102-132	.773	126	4.7	92-6	62	--	--	--	450	16.7
1976-77	28--	--	--	179-383	.467	--	--	73-86	.849	90	3.2	96-8	81	--	--	--	431	15.4
Totals	87--	--	--	498-1034	.482	--	--	247-308	.802	321	3.7	271-16	185	--	--	--	1243	14.3

John Jacobs

#54 • C • 6-6 • 194 • Columbus, Ohio (University HS)

Year	GP-GS	Min	Avg	FG-A	Pct	3FG-A	Pct	FT-A	Pct	Rebs	Avg	PF-FO	Ast	TO	Blk	Stl	Pts	Avg
1964-65	11--	--	--	2-11	.182	--	--	0-2	0.000	14	1.3	10-0	--	--	--	--	4	0.4
1965-66	5--	--	--	0-3	0.000	--	--	1-5	.200	3	0.6	2-0	--	--	--	--	1	0.2
Totals	16--	--	--	2-14	.143	--	--	1-7	.143	17	1.1	12-0	--	--	--	--	5	0.3

Josiah-Jordan James

#5 • G • 6-6 • 214 • Charleston, S.C. (Porter-Gaud School)

Year	GP-GS	Min	Avg	FG-A	Pct	3FG-A	Pct	FT-A	Pct	Rebs	Avg	PF-FO	Ast	TO	Blk	Stl	Pts	Avg
2019-20	27-26	806	29.9	68-184	.370	29-79	.367	35-45	.778	149	5.5	68-3	79	68	23	23	200	7.4
2020-21	25-17	674	27.0	69-177	.390	28-91	.308	35-45	.778	162	6.5	55-2	51	30	25	36	201	8.0
2021-22	32-30	932	29.1	112-289	.388	56-173	.324	48-60	.800	191	6.0	93-5	55	37	34	46	328	10.3
Totals	84-73	2412	28.7	249-650	.383	113-343	.329	118-150	.787	502	6.0	216-10	185	135	82	105	729	8.7

Brock Jancek

#34/#30/#35 • F • 6-8 • 228 • Knoxville, Tenn. (Knoxville Catholic HS)

Year	GP-GS	Min	Avg	FG-A	Pct	3FG-A	Pct	FT-A	Pct	Rebs	Avg	PF-FO	Ast	TO	Blk	Stl	Pts	Avg
2018-19	6-0	9	1.5	0-3	0.000	0-0	0.000	0-0	0.000	2	0.3	0-0	0	0	1	0	0	0.0
2019-20	5-0	7	1.4	0-2	0.000	0-0	0.000	1-2	0.500	1	0.2	0-0	0	0	0	0	0	0.0
2020-21	1-0	3	3.0	0-0	0.000	0-0	0.000	0-0	0.000	0	0.0	0-0	0	0	0	0	0	0.0
2021-22	5-0	11	2.2	1-5	.200	0-0	0.000	5-6	.833	3	0.6	1-0	1	2	3	0	7	1.4
Totals	17-0	30	1.8	1-10	.100	0-0	0.000	5-6	.833	6	0.4	1-0	1	2	4	0	7	0.4

Bill Jarvis

#24 • C • 6-8 • 210 • Greensboro, N.C. (Greensboro HS)

Year	GP-GS	Min	Avg	FG-A	Pct	3FG-A	Pct	FT-A	Pct	Rebs	Avg	PF-FO	Ast	
------	-------	-----	-----	------	-----	-------	-----	------	-----	------	-----	-------	-----	--



Fred Jenkins #35 • G • 6-4 • 190 • Columbia, Tenn. (Central HS)

Year	GP-GS	Min	Avg	FG-A	Pct	3FG-A	Pct	FT-A	Pct	Rebs	Avg	PF-FO	Ast	TO	Blk	Stl	Pts	Avg
1983-84	35-28	1012	28.9	137-279	.491	--	--	79-110	.718	113	3.2	67-3	94	92	9	49	353	10.1
1984-85	35-23	1046	29.9	128-267	.479	--	--	99-130	.762	138	3.9	64-1	99	86	2	52	355	10.1
1985-86	16-15	481	30.1	69-139	.496	--	--	29-38	.763	52	3.3	27-1	62	42	3	35	167	10.4
1986-87	24-20	762	31.8	101-192	.526	13-39	.333	49-62	.790	74	3.1	43-0	133	71	5	41	264	11.0
Totals	110-86	3301	30.0	435-877	.496	13-39	.333	256-340	.753	377	3.4	201-5	388	291	19	177	1139	10.4

Mike Johanson #43 • C • 6-9 • 210 • Alliance, Ohio (Alliance HS)

Year	GP-GS	Min	Avg	FG-A	Pct	3FG-A	Pct	FT-A	Pct	Rebs	Avg	PF-FO	Ast	TO	Blk	Stl	Pts	Avg
1982-83	6-0	7	1.2	0-2	.000	--	--	2-2	1.00	0	0.0	1-0	0	0	0	0	2	0.3
1983-84	4-0	6	1.5	0-1	.000	--	--	0-1	.000	2	0.5	1-0	0	0	0	1	0	0.0
1984-85	11-2	59	5.4	9-16	.563	--	--	3-7	.429	11	1.0	5-0	1	1	0	0	21	1.9
1985-86	9-1	22	2.4	1-7	.143	--	--	2-4	.500	2	0.2	0-0	2	2	0	0	4	0.4
Totals	30-3	94	3.1	10-26	.385	--	--	7-14	.500	15	0.5	7-0	1	3	0	1	27	0.9

Alonzo Johnson #34 • C • 7-0 • 230 • Marion, Ala. (Francis Marion HS)

Year	GP-GS	Min	Avg	FG-A	Pct	3FG-A	Pct	FT-A	Pct	Rebs	Avg	PF-FO	Ast	TO	Blk	Stl	Pts	Avg
1991-92	31-0	182	5.9	19-39	.487	0-0	.000	11-22	.500	40	1.3	48-1	3	9	15	1	49	1.6
1992-93	6-0	28	4.7	2-6	.333	0-0	.000	2-7	.286	13	2.2	4-0	0	1	2	2	6	1.0
Totals	37-0	210	5.7	21-45	.467	0-0	.000	13-29	.448	53	1.4	52-1	3	10	17	3	55	1.5

Chuck Johnson #24 • G • 6-0 • 170 • Knoxville, Tenn. (Farragut HS)

Year	GP-GS	Min	Avg	FG-A	Pct	3FG-A	Pct	FT-A	Pct	Rebs	Avg	PF-FO	Ast	TO	Blk	Stl	Pts	Avg
1983-84	6-0	5	0.8	1-3	.333	--	--	4-4	1.00	1	0.2	0-0	1	0	0	0	6	1.0

Damon Johnson #4 • F • 6-4 • 200 • Johnson City, Tenn. (Science Hill HS/Hiwassee College)

Year	GP-GS	Min	Avg	FG-A	Pct	3FG-A	Pct	FT-A	Pct	Rebs	Avg	PF-FO	Ast	TO	Blk	Stl	Pts	Avg
1994-95	27-27	898	33.3	99-255	.388	3-13	.231	64-87	.736	157	5.8	89-5	128	93	4	35	265	9.8
1995-96	28-26	935	33.4	97-236	.411	0-4	.000	65-96	.677	201	7.2	82-3	71	89	9	35	259	9.3
Totals	55-53	1833	33.3	196-491	.399	3-17	.176	129-183	.705	358	6.5	171-8	199	182	13	70	524	9.5

Don Johnson #52 • F • 6-5 • 210 • Benson, Ill. (Roanoke-Benson HS)

Year	GP-GS	Min	Avg	FG-A	Pct	3FG-A	Pct	FT-A	Pct	Rebs	Avg	PF-FO	Ast	TO	Blk	Stl	Pts	Avg
1968-69	28	--	--	133-295	.451	--	--	56-79	.709	227	8.1	63-0	14	--	--	--	322	11.5
1969-70	25	--	--	145-346	.419	--	--	59-82	.720	231	9.2	72-2	10	--	--	--	349	14.0
1970-71	28	--	--	192-398	.482	--	--	141-187	.754	291	10.4	80-3	16	--	--	--	525	18.8
Totals	81	--	--	470-1039	.452	--	--	256-348	.736	749	9.2	215-5	40	--	--	--	1196	14.8

Jalen Johnson #13 • G • 6-6 • 196 • Durham, N.C. (Wesleyan Christian Academy)

Year	GP-GS	Min	Avg	FG-A	Pct	3FG-A	Pct	FT-A	Pct	Rebs	Avg	PF-FO	Ast	TO	Blk	Stl	Pts	Avg
2017-18	13-0	66	5.1	6-11	.545	3-6	.500	1-2	.500	10	0.8	0-0	5	2	2	2	16	1.2
2018-19	26-0	150	5.8	14-29	.483	9-20	.450	2-3	.667	19	0.7	17-0	8	6	1	2	39	1.5
2019-20	31-2	486	15.7	34-92	.370	22-69	.319	17-20	.850	63	2.0	46-2	30	17	13	13	107	3.5
Totals	70-2	702	10.0	54-132	.409	34-95	.358	20-25	.800	92	1.3	63-2	43	25	16	17	162	2.3

Marques Johnson #3 • G • 6-5 • 205 • Fort Wayne, Ind. (Snider HS)

Year	GP-GS	Min	Avg	FG-A	Pct	3FG-A	Pct	FT-A	Pct	Rebs	Avg	PF-FO	Ast	TO	Blk	Stl	Pts	Avg
2006-07	4-0	45	11.3	2-8	.250	1-3	.333	3-5	.600	2	0.5	8-0	5	6	0	1	8	2.0

Keon Johnson #45 • G • 6-5 • 186 • Shelbyville, Tenn. (The Webb School)

Year	GP-GS	Min	Avg	FG-A	Pct	3FG-A	Pct	FT-A	Pct	Rebs	Avg	PF-FO	Ast	TO	Blk	Stl	Pts	Avg
2020-21	27-17	687	25.4	111-247	.449	13-48	.271	71-101	.703	95	3.5	64-1	67	71	12	30	306	11.3

Reggie Johnson #32 • F • 6-9 • 210 • Ellenwood, Ga. (Cedar Grove HS)

Year	GP-GS	Min	Avg	FG-A	Pct	3FG-A	Pct	FT-A	Pct	Rebs	Avg	PF-FO	Ast	TO	Blk	Stl	Pts	Avg
1976-77	28	--	--	131-203	.645	--	--	46-61	.754	227	8.1	105-6	17	--	--	--	308	11.0
1977-78	27	--	--	229-409	.560	--	--	115-166	.693	258	9.6	97-6	36	80	49	12	673	21.2
1978-79	33	--	--	286-487	.587	--	--	126-170	.741	255	7.7	124-5	28	75	41	25	598	21.2
1979-80	27-27	850	31.5	218-390	.559	--	--	88-116	.759	180	6.7	85-5	29	58	29	23	524	19.4
Totals	115-27	1904	--	864-1489	.580	--	--	375-513	.731	920	8.0	411-22	110	213	119	60	2103	18.3

Rip Johnson #23 • G • 6-0 • 165 • Nashville, Tenn. (Glencliff HS/Motlow State CC)

Year	GP-GS	Min	Avg	FG-A	Pct	3FG-A	Pct	FT-A	Pct	Rebs	Avg	PF-FO	Ast	TO	Blk	Stl	Pts	Avg
1979-80	1-0	1	1.0	1-1	1.000	--	--	0-1	.000	1	1.0	0-0	0	2	0	0	2	2.0
1980-81	6-0	9	1.5	1-3	.333	--	--	2-4	.500	1	0.2	2-0	0	1	1	1	4	0.7
Totals	7-0	10	1.4	2-4	.500	--	--	2-5	.400	2	0.3	2-0	0	3	1	1	6	0.9

Dick Johnston #10 • G • 5-8 • 155 • Altoona, Pa. (Altoona HS)

Year	GP-GS	Min	Avg	FG-A	Pct	3FG-A	Pct	FT-A	Pct	Rebs	Avg	PF-FO	Ast	TO	Blk	Stl	Pts	Avg
1968-69	13	--	--	4-7	.571	--	--	8-9	.889	4	0.3	4-0	4	--	--	--	16	1.2
1969-70	22	--	--	17-60	.283	--	--	52-68	.765	30	1.4	39-1	33	--	--	--	86	3.9
1970-71	27	--	--	15-40	.375	--	--	66-79	.835	16	0.6	50-2	65	--	--	--	96	3.6
Totals	62	--	--	36-107	.336	--	--	126-156	.808	50	0.8	93-3	102	--	--	--	198	3.2

DaShay Jones #23 • G • 6-2 • 190 • Sandusky, Ohio (Sandusky HS/Vincennes JC)

Year	GP-GS	Min	Avg	FG-A	Pct	3FG-A	Pct	FT-A	Pct	Rebs	Avg	PF-FO	Ast	TO	Blk	Stl	Pts	Avg
1996-97	19-14	465	24.5	36-99	.364	1-13	.077	39-49	.796	50	2.6	37-0	48	43	0	6	112	5.9
1997-98	7-2	135	19.3	22-42	.524	3-11	.273	7-12	.583	22	3.1	8-0	13	10	0	8	54	7.7
Totals	26-16	600	23.1	58-141	.411	4-24	.167	46-61	.754	72	2.8	45-0	61	53	0	14	166	6.4

Hugh Jones #12 • G • 5-11 • 165 • Knoxville, Tenn.

Year	GP-GS	Min	Avg	FG-A	Pct	3FG-A	Pct	FT-A	Pct	Rebs	Avg	PF-FO	Ast	TO	Blk	Stl	Pts	Avg
1947-48	23	--	--	78-254	.307	--	--	41-61	.672	--	--	62--	--	--	--	--	197	8.6
1948-49	25	--	--	124-367	.338	--	--	47-71	.662	--	--	85--	--	--	--	--	295	11.8
Totals	48	--	--	202-621	.325	--	--	88-132	.667	--	--	147--	--	--	--	--	492	10.3

ALL-TIME PLAYER STATS

Rob Jones

#34 • C • 6-7 • 210 • Knoxville, Tenn. (Austin-East HS)

Year	GP-GS	Min	Avg	FG-A	Pct	3FG-A	Pct	FT-A	Pct	Rebs	Avg	PF-FO	Ast	TO	Bk	Stl	Pts	Avg
1982-83	30-0	284	9.5	16-42	.381	--	--	7-17	.412	65	2.2	32-0	4	18	11	11	39	1.3
1983-84	35-30	983	28.1	108-194	.557	--	--	58-92	.630	206	5.9	93-3	14	41	29	29	274	7.8
1984-85	37-37	1348	36.4	181-301	.601	--	--	95-160	.594	317	8.6	112-4	20	57	47	40	457	12.4
1985-86	28-28	987	35.2	127-219	.580	--	--	46-88	.523	216	7.7	58-1	14	38	25	35	300	10.7
Totals	130-95	3602	27.7	432-756	.571	--	--	206-357	.577	804	6.2	295-8	52	154	112	115	1070	8.2

Michael Joyce

#12 • G • 6-0 • 165 • Memphis, Tenn. (East HS)

Year	GP-GS	Min	Avg	FG-A	Pct	3FG-A	Pct	FT-A	Pct	Rebs	Avg	PF-FO	Ast	TO	Bk	Stl	Pts	Avg
1977-78	2--	--	--	0-2	.000	--	--	1-2	.500	0	0.0	0-0	0	0	0	0	1	0.5
1978-79	1--	1	1.0	0-0	.000	--	--	0-0	.000	0	0.0	0-0	0	0	0	0	0	0.0
Totals	3--	1	--	0-2	.000	--	--	1-2	.500	0	0.0	0-0	0	0	0	0	1	0.5

Tim Joyce

#44 • F • 6-5 • 198 • Youngstown, Ohio (Ursuline HS)

Year	GP-GS	Min	Avg	FG-A	Pct	3FG-A	Pct	FT-A	Pct	Rebs	Avg	PF-FO	Ast	TO	Bk	Stl	Pts	Avg
1974-75	18--	--	--	22-56	.393	--	--	4-8	.500	33	1.8	23-1	6	--	--	--	48	2.7

Bill Justus

#42 • G • 6-1 • 175 • Knoxville, Tenn. (Fulton HS)

Year	GP-GS	Min	Avg	FG-A	Pct	3FG-A	Pct	FT-A	Pct	Rebs	Avg	PF-FO	Ast	TO	Bk	Stl	Pts	Avg
1966-67	28--	--	--	113-242	.467	--	--	88-109	.807	129	4.6	49-0	--	--	--	--	314	11.2
1967-68	26--	--	--	175-384	.456	--	--	117-142	.824	129	5.0	49-0	--	--	--	--	467	18.0
1968-69	28--	--	--	161-389	.414	--	--	133-147	.905	160	5.7	59-1	49	--	--	--	455	16.3
Totals	82--	--	--	449-1015	.442	--	--	338-398	.849	418	5.1	157-1	49	--	--	--	1236	15.1

Ray Kasongo

#2 • F • 6-8 • 245 • Toronto, Ontario (College of Southern Idaho)

Year	GP-GS	Min	Avg	FG-A	Pct	3FG-A	Pct	FT-A	Pct	Rebs	Avg	PF-FO	Ast	TO	Bk	Stl	Pts	Avg
2015-16	22-0	120	5.5	12-23	.522	0-0	.000	7-11	.636	32	1.5	26-0	1	6	7	1	31	1.4

Rick Keebler

#12 • G • 6-3 • 198 • Pittsburgh, Pa. (So. Hills Catholic HS)

Year	GP-GS	Min	Avg	FG-A	Pct	3FG-A	Pct	FT-A	Pct	Rebs	Avg	PF-FO	Ast	TO	Bk	Stl	Pts	Avg
1963-64	13--	--	--	5-12	.417	--	--	5-10	.500	16	1.2	7-0	--	--	--	--	15	1.2
1965-66	21--	--	--	13-37	.351	--	--	12-16	.750	17	0.8	24-0	--	--	--	--	38	1.8
Totals	34--	--	--	18-49	.367	--	--	17-26	.654	33	1.0	31-0	--	--	--	--	53	1.6

Bert Keenan

#16 • F • 6-1 • 175 • Fort Wayne, Ind.

Year	GP-GS	Min	Avg	FG-A	Pct	3FG-A	Pct	FT-A	Pct	Rebs	Avg	PF-FO	Ast	TO	Bk	Stl	Pts	Avg
1948-49	23--	--	--	45-159	.283	--	--	32-53	.604	--	--	67--	--	--	--	--	122	5.3
1950-51	22--	--	--	74-228	.325	--	--	55-80	.688	--	--	52--	--	--	--	--	203	9.2
Totals	45--	--	--	119-387	.307	--	--	87-133	.654	--	--	119--	--	--	--	--	325	7.2

Earl Keister

#18 • F • 6-0 • 165 • Greensboro, N.C.

Year	GP-GS	Min	Avg	FG-A	Pct	3FG-A	Pct	FT-A	Pct	Rebs	Avg	PF-FO	Ast	TO	Bk	Stl	Pts	Avg
1948-49	6--	--	--	3-10	.300	--	--	2-4	.500	--	--	2--	--	--	--	--	8	1.3

Dick Kellar

#25 • F • 6-4 • 180 • Kokomo, Ind. (Kokomo HS)

Year	GP-GS	Min	Avg	FG-A	Pct	3FG-A	Pct	FT-A	Pct	Rebs	Avg	PF-FO	Ast	TO	Bk	Stl	Pts	Avg
1954-55	22--	--	--	47-126	.373	--	--	36-67	.537	141	6.4	40--	--	--	--	--	130	5.9
1956-57	22--	--	--	87-196	.444	--	--	92-129	.713	209	9.5	58--	--	--	--	--	266	12.1
Totals	44--	--	--	134-322	.416	--	--	128-196	.653	350	8.0	98--	--	--	--	--	396	9.0

Ray Kempf

#24 • C • 6-5 • 215 • Levittown, Pa. (Pennsburg HS)

Year	GP-GS	Min	Avg	FG-A	Pct	3FG-A	Pct	FT-A	Pct	Rebs	Avg	PF-FO	Ast	TO	Bk	Stl	Pts	Avg
1961-62	10--	--	--	10-20	.500	--	--	22-38	.579	29	2.9	20-2	1	0	0	0	42	4.2

Zach Kent

#33 • F • 6-11 • 225 • Magnolia, Del. (Blair Academy [N.J.]

Year	GP-GS	Min	Avg	FG-A	Pct	3FG-A	Pct	FT-A	Pct	Rebs	Avg	PF-FO	Ast	TO	Bk	Stl	Pts	Avg
2017-18	2-0	13	6.5	2-6	.333	0-1	.000	0-0	.000	3	1.5	1-0	0	0	0	0	4	2.0
2019-20	2-0	10	5.0	1-2	.500	1-2	.500	0-0	.000	2	1.0	1-0	0	1	0	0	3	1.5
Total	4-0	23	5.8	3-8	.375	1-3	.333	0-0	.000	5	1.3	2-0	0	1	0	0	7	1.8

Chris Kesler

#12 • G • 5-10 • 170 • Augusta, Ga. (Richmond Academy)

Year	GP-GS	Min	Avg	FG-A	Pct	3FG-A	Pct	FT-A	Pct	Rebs	Avg	PF-FO	Ast	TO	Bk	Stl	Pts	Avg
1987-88	3-0	6	2.0	1-3	.333	0-0	.000	0-2	.000	3	1.0	2-0	1	0	0	1	2	0.7

Ryan Kilmartin

#21 • G • 6-5 • 210 • Charlotte, N.C. (Appalachian State University)

Year	GP-GS	Min	Avg	FG-A	Pct	3FG-A	Pct	FT-A	Pct	Rebs	Avg	PF-FO	Ast	TO	Bk	Stl	Pts	Avg
2011-12	3-0	3	1.0	1-11	.000	0-0	.000	0-0	.000	0	0.0	1-0	0	0	0	0	3	1.0

Rudy Kinard

#32 • G • 5-11 • 165 • Atlanta, Ga. (Druid Hills HS)

Year	GP-GS	Min	Avg	FG-A	Pct	3FG-A	Pct	FT-A	Pct	Rebs	Avg	PF-FO	Ast	TO	Bk	Stl	Pts	Avg
1968-69	24--	--	--	45-102	.441	--	--	18-19	.947	33	1.4	25-0	8	--	--	--	108	4.5
1969-70	18--	--	--	67-178	.376	--	--	12-19	.632	36	2.0	27-0	25	--	--	--	146	8.1
Totals	42--	--	--	112-280	.400	--	--	30-38	.789	69	1.6	52-0	33	--	--	--	254	6.0

Bernard King

#53 • F • 6-7 • 205 • Brooklyn, N.Y. (Fort Hamilton HS)

Year	GP-GS	Min	Avg	FG-A	Pct	3FG-A	Pct	FT-A	Pct	Rebs	Avg	PF-FO	Ast	TO	Bk	Stl	Pts	Avg
1974-75	25--	--	--	273-439	.622	--	--	115-147	.782	308	12.3	97-7	39	--	--	--	661	26.4
1975-76	25--	--	--	260-454	.573	--	--	109-163	.669	325	13.0	87-4	40	--	--	--	629	25.2
1976-77	26--	--	--	278-481	.578	--	--	116-163	.712	371	14.3	95-3	82	--	--	--	672	25.8
Totals	76--	--	--	811-1374	.590	--	--	340-473	.719	1004	13.2	279-14	161	--	--	--	1962	25.8

Hank Kinzel

#23 • C • 6-6 • 215 • Roanoke, Va.

Year	GP-GS	Min	Avg	FG-A	Pct	3FG-A	Pct	FT-A	Pct	Rebs	Avg	PF-FO	Ast	TO	Bk	Stl	Pts	Avg
1947-48	24--	--	--	20-68	.294	--	--	13-25	.520	--	--	41--	--	--	--	--	53	2.2
1948-49	22--	--	--	21-68	.309	--	--	19-26	.731	--	--	61--	--	--	--	--	61	2.8
1950-51	20--	--	--	21-60	.350	--	--	14-26	.538	--	--	46--	--	--	--	--	56	2.8
Totals	66--	--	--	62-196	.316	--	--	46-77	.597	--	--	148--	--	--	--	--	170	2.6



Chris Klaehn #24 • G • 5-10 • 180 • Knoxville, Tenn. (Gibbs HS)

Year	GP-GS	Min	Avg	FG-A	Pct	3FG-A	Pct	FT-A	Pct	Rebs	Avg	PF-FO	Ast	TO	Bk	Stl	Pts	Avg
1990-91	9-0	11	1.2	0-0	0.000	0-0	0.000	1-2	50.0	1	0.1	1-0	3	2	0	2	1	0.1
1991-92	9-0	10	1.1	0-2	0.000	0-0	0.000	2-2	1.00	1	0.1	1-0	1	1	0	0	2	0.2
1992-93	5-0	28	5.6	0-4	0.000	0-3	0.000	2-2	1.00	1	0.2	0-0	0	1	2	2	0.4	
Totals	23-0	49	2.1	0-6	0.000	0-3	0.000	5-6	.833	3	0.1	2-0	4	4	2	4	5	0.2

Len Kosmalski #55 • C • 7-0 • 245 • Maple Heights, Ohio (Maple Heights HS)

Year	GP-GS	Min	Avg	FG-A	Pct	3FG-A	Pct	FT-A	Pct	Rebs	Avg	PF-FO	Ast	TO	Bk	Stl	Pts	Avg	
1971-72	25--	--	--	191-365	.523	--	--	106-140	.757	210	8.4	74-30	10	--	--	--	--	488	19.5
1972-73	17--	--	--	119-238	.500	--	--	51-70	.729	110	6.5	32-3	8	--	--	--	--	289	17.0
1973-74	26--	--	--	176-324	.543	--	--	73-109	.670	254	9.8	76-3	14	--	--	--	--	425	16.3
Totals	68--	--	--	486-927	.524	--	--	230-319	.721	574	8.4	182-6	32	--	--	--	--	1202	17.7

Carl Langschmidt #14 • F • 6-3 • 178 • Memphis, Tenn.

Year	GP-GS	Min	Avg	FG-A	Pct	3FG-A	Pct	FT-A	Pct	Rebs	Avg	PF-FO	Ast	TO	Bk	Stl	Pts	Avg	
1951-52	5--	--	--	1-3	.333	--	--	1-3	.333	--	--	5--	--	--	--	--	--	3	0.6
1952-53	8--	--	--	2-9	.222	--	--	4-9	.444	13	1.6	--	--	--	--	--	--	8	1.0
Totals	13--	--	--	3-12	.250	--	--	5-12	.417	13	--	5--	--	--	--	--	--	11	0.8

Rashard Lee #3 • F • 6-6 • 205 • Durham, N.C. (Hillside HS)

Year	GP-GS	Min	Avg	FG-A	Pct	3FG-A	Pct	FT-A	Pct	Rebs	Avg	PF-FO	Ast	TO	Bk	Stl	Pts	Avg
1995-96	28-0	297	10.6	23-69	.333	10-32	.313	13-24	.542	62	2.2	46-3	24	24	10	14	69	2.5
1996-97	26-10	433	16.7	46-108	.426	0-2	0.000	11-20	.550	99	3.8	51-30	30	37	14	15	103	4.0
1997-98	29-19	660	22.8	114-277	.412	33-79	.418	38-67	.567	154	5.3	58-1	45	42	5	26	299	10.3
1998-99	30-2	482	16.1	72-175	.411	25-81	.309	42-62	.677	103	3.4	43-0	22	42	12	26	211	7.0
Totals	113-31	1872	16.6	255-629	.405	68-194	.351	104-173	.601	418	3.7	198-4	121	145	41	71	682	6.0

Elvin Little #23 • G • 6-0 • 188 • Princeton, W.Va.

Year	GP-GS	Min	Avg	FG-A	Pct	3FG-A	Pct	FT-A	Pct	Rebs	Avg	PF-FO	Ast	TO	Bk	Stl	Pts	Avg	
1950-51	17--	--	--	10-57	.175	--	--	14-19	.737	--	--	19--	--	--	--	--	--	34	2.0
1951-52	15--	--	--	12-54	.222	--	--	11-14	.786	--	--	19--	--	--	--	--	--	35	2.3
1952-53	19--	--	--	39-112	.348	--	--	25-33	.758	49	2.6	--	--	--	--	--	--	103	5.4
Totals	51--	--	--	61-223	.274	--	--	50-66	.758	49	--	38--	--	--	--	--	--	172	3.4

Ed Littleton #12 • G • 6-2 • 160 • Paris, Tenn. (Henry County HS)

Year	GP-GS	Min	Avg	FG-A	Pct	3FG-A	Pct	FT-A	Pct	Rebs	Avg	PF-FO	Ast	TO	Bk	Stl	Pts	Avg
1980-81	29-27	330	11.4	41-84	.488	--	--	7-10	.700	22	0.8	50-1	48	36	6	15	89	3.1
1981-82	5-4	12	22.4	12-24	.500	--	--	2-3	.667	8	1.6	6-0	13	4	1	7	26	5.2
1982-83	12-0	198	16.5	15-36	.417	--	--	5-6	.833	14	1.2	12-0	17	14	0	9	35	2.9
Totals	46-31	640	13.9	68-144	.472	--	--	14-19	.737	44	1.0	68-1	78	54	7	31	150	3.3

Ian Lockhart #51 • C • 6-8 • 250 • Nassau, Bahamas (Nassau Christian Academy)

Year	GP-GS	Min	Avg	FG-A	Pct	3FG-A	Pct	FT-A	Pct	Rebs	Avg	PF-FO	Ast	TO	Bk	Stl	Pts	Avg
1986-87	21-0	170	8.1	13-28	.464	0-0	0.000	10-20	.500	50	2.4	26-0	1	7	1	5	36	1.7
1987-88	29-0	414	14.3	77-136	.566	0-1	0.000	42-67	.627	121	4.2	64-1	5	19	11	14	196	6.8
1988-89	30-5	596	19.9	102-207	.493	0-1	0.000	41-63	.651	164	5.5	79-12	14	51	7	38	245	8.2
1989-90	30-29	931	31.0	151-287	.526	0-1	0.000	91-141	.645	327	10.9	106-2	37	65	20	64	393	13.1
Totals	110-34	2111	19.2	343-658	.521	0-3	0.000	184-291	.632	662	6.0	275-5	57	142	32	61	870	7.9

Chris Lofton #5 • G • 6-2 • 197 • Maysville, Ky. (Mason County HS)

Year	GP-GS	Min	Avg	FG-A	Pct	3FG-A	Pct	FT-A	Pct	Rebs	Avg	PF-FO	Ast	TO	Bk	Stl	Pts	Avg
2004-05	31-31	914	29.5	141-293	.481	93-200	.465	35-41	.854	111	3.6	36-0	46	32	2	40	410	13.2
2005-06	30-30	957	31.9	174-373	.466	114-261	.437	55-60	.917	106	3.5	55-5	56	36	3	60	517	17.2
2006-07	31-31	917	29.6	205-428	.479	106-253	.419	129-159	.811	95	3.1	49-1	54	51	4	45	645	20.8
2007-08	36-36	1071	29.8	170-426	.399	118-307	.384	101-120	.842	115	3.2	56-6	46	49	3	48	559	15.5
Totals	128-128	3859	30.1	690-1520	.454	431-1021	.422	320-380	.842	427	3.3	196-1	220	168	12	193	2131	16.6

Brandon Lopez #24 • G • 6-1 • 180 • Knoxville, Tenn. (Austin-East HS)

Year	GP-GS	Min	Avg	FG-A	Pct	3FG-A	Pct	FT-A	Pct	Rebs	Avg	PF-FO	Ast	TO	Bk	Stl	Pts	Avg
2011-12	7-0	10	1.4	0-0	0.000	0-0	0.000	1-1	0.000	1	0.1	0-0	0	0	0	0	0	0.0
2012-13	17-0	98	5.8	2-10	.200	0-1	0.000	1-3	.333	11	0.6	9-0	8	9	0	3	5	0.3
2013-14	7-0	13	1.9	0-0	0.000	0-0	0.000	1-1	0.000	1	0.1	0-0	0	1	0	0	0	0.0
Totals	31-0	121	3.9	2-10	.200	0-1	0.000	1-3	.333	13	0.4	9-0	8	10	0	3	5	0.2

Anthony Love #34 • F • 6-6 • 195 • Memphis, Tenn. (Northside HS)

Year	GP-GS	Min	Avg	FG-A	Pct	3FG-A	Pct	FT-A	Pct	Rebs	Avg	PF-FO	Ast	TO	Bk	Stl	Pts	Avg
1979-80	11-0	92	8.4	7-18	.389	--	--	4-5	.800	11	1.0	8-0	2	5	0	5	18	1.6
1980-81	23-3	296	12.9	18-51	.353	--	--	3-10	.300	35	1.5	23-0	14	13	0	8	39	1.7
Totals	34-3	388	11.4	25-69	.362	--	--	7-15	.467	46	1.4	31-0	16	18	0	13	57	1.7

Bill Lovelace #12 • G • 6-1 • 177 • Knoxville, Tenn. (Central HS)

Year	GP-GS	Min	Avg	FG-A	Pct	3FG-A	Pct	FT-A	Pct	Rebs	Avg	PF-FO	Ast	TO	Bk	Stl	Pts	Avg	
1952-53	21--	--	--	46-116	.397	--	--	38-52	.731	66	3.1	--	--	--	--	--	--	130	6.2
1953-54	22--	--	--	60-181	.331	--	--	35-57	.614	76	3.5	76--	--	--	--	--	--	155	7.0
1954-55	22--	--	--	64-175	.366	--	--	24-48	.500	74	3.4	62--	--	--	--	--	--	152	6.9
Totals	65--	--	--	170-472	.360	--	--	97-157	.618	216	3.3	138--	--	--	--	--	--	437	6.7

Bob Lowrie #44 • G • 6-0 • 165 • Cleveland Heights, Ohio (Cathedral HS)

Year	GP-GS	Min	Avg	FG-A	Pct	3FG-A	Pct	FT-A	Pct	Rebs	Avg	PF-FO	Ast	TO	Bk	Stl	Pts	Avg
1977-78	8--	--	--	8-27	.296	--	--	6-9	.667	12	1.5	7-0	31	15	0	6	22	2.8

Butch Lowery #14 • G • 5-10 • 158 • Knoxville, Tenn. (West HS)

Year	GP-GS	Min	Avg	FG-A	Pct	3FG-A	Pct	FT-A	Pct	Rebs	Avg	PF-FO	Ast	TO	Bk	Stl	Pts	Avg	
1957-58	20--	--	--	30-90	.333	--	--	19-42	.452	15	0.8	21--	--	--	--	--	--	79	4.0

Yemi Makanjuola #0 • C • 6-9 • 250 • Lagos, Nigeria (Word of God [N.C.] Christian Academy)

ALL-TIME PLAYER STATS

Larry Mansfield #52 • C • 6-8 • 215 • Memphis, Tenn. (Fraser HS)

Year	GP-GS	Min	Avg	FG-A	Pct	3FG-A	Pct	FT-A	Pct	Rebs	Avg	PF-FO	Ast	TO	Bk	Stl	Pts	Avg
1967-68	26--	--	--	45-95	.474	--	--	27-65	.415	143	5.5	75-2	--	--	--	--	117	4.5

John Martin #15 • F • 6-4 • 185 • Watseka, Ill. (Commercial HS)

Year	GP-GS	Min	Avg	FG-A	Pct	3FG-A	Pct	FT-A	Pct	Rebs	Avg	PF-FO	Ast	TO	Bk	Stl	Pts	Avg
1959-60	14--	--	--	36-98	.367	--	--	26-38	.684	67	4.8	24-0	--	--	--	--	98	7.0
1960-61	25--	--	--	59-152	.388	--	--	36-51	.706	78	3.1	53-1	--	--	--	--	154	6.2
1961-62	16--	--	--	22-50	.440	--	--	12-14	.857	35	2.2	23-1	--	--	--	--	56	3.5
Totals	55--	--	--	117-300	.390	--	--	74-103	.718	180	3.3	100-2	--	--	--	--	308	5.6

Jahmai Mashack #15 • G • 6-4 • 196 • Fontana, Calif. (Etiwanda HS)

Year	GP-GS	Min	Avg	FG-A	Pct	3FG-A	Pct	FT-A	Pct	Rebs	Avg	PF-FO	Ast	TO	Bk	Stl	Pts	Avg
2021-22	27-0	120	4.4	7-17	.412	1-3	.333	4-9	.444	20	0.7	21-0	8	1	0	0	19	0.7

Darren Mathey

Year	GP-GS	Min	Avg	FG-A	Pct	3FG-A	Pct	FT-A	Pct	Rebs	Avg	PF-FO	Ast	TO	Bk	Stl	Pts	Avg
1994-95	1-0	1	1.0	0-0	0.000	0-0	0.000	0-0	0.000	0	0.0	0-0	1	0	0	0	0	0.0

Jeronne Maymon #34 • F • 6-8 • 260 • Madison, Wis. (Madison Memorial HS/Marquette)

Year	GP-GS	Min	Avg	FG-A	Pct	3FG-A	Pct	FT-A	Pct	Rebs	Avg	PF-FO	Ast	TO	Bk	Stl	Pts	Avg
2010-11	14-0	127	9.1	16-34	.471	0-0	0.000	5-20	.250	39	2.8	18-0	3	14	0	2	37	2.6
2011-12	33-32	927	28.1	149-267	.558	0-5	0.000	121-184	.658	267	8.1	93-4	39	82	10	32	419	12.7
2012-13	--	--	--	--	--	--	--	--	--	--	--	--	--	--	--	--	--	--
2013-14	37-36	1047	28.3	128-240	.533	0-1	0.000	104-152	.684	300	8.1	100-5	39	64	15	25	360	9.7
Totals	84-68	2101	25.0	293-541	.542	0-8	0.000	230-356	.646	606	7.2	211-9	81	160	25	59	816	9.7

Bobby Maze #3 • G • 6-3 • 195 • Suitland, Md. (University of Oklahoma/Hutchinson CC)

Year	GP-GS	Min	Avg	FG-A	Pct	3FG-A	Pct	FT-A	Pct	Rebs	Avg	PF-FO	Ast	TO	Bk	Stl	Pts	Avg
2008-09	34-28	852	25.1	100-235	.426	29-91	.319	50-72	.694	83	2.4	64-1	109	54	5	34	279	8.2
2009-10	37-36	922	24.9	122-302	.404	27-107	.252	78-94	.830	89	2.4	59-1	118	52	4	28	349	9.4
Totals	71-64	1774	25.0	222-537	.413	56-198	.283	128-166	.771	172	2.4	123-2	227	106	9	62	628	8.8

Skylar McBee

#13 • G • 6-3 • 195 • Rutledge, Tenn. (Grainger HS)

Year	GP-GS	Min	Avg	FG-A	Pct	3FG-A	Pct	FT-A	Pct	Rebs	Avg	PF-FO	Ast	TO	Bk	Stl	Pts	Avg
2009-10	33-0	431	13.1	32-99	.323	25-80	.313	24-27	.889	38	1.2	53-0	18	16	0	18	113	3.4
2010-11	31-0	392	12.6	28-84	.333	22-68	.324	15-17	.882	31	1.0	43-0	18	15	1	23	93	3.0
2011-12	34-12	760	22.4	67-180	.372	63-161	.391	26-31	.839	44	1.3	57-1	25	25	1	22	223	6.6
2012-13	33-16	826	25.0	55-174	.316	51-156	.327	21-25	.840	40	1.2	60-1	17	14	0	11	182	5.5
Totals	131-28	2409	18.4	182-537	.339	161-465	.346	86-100	.860	153	1.2	213-2	78	70	2	74	611	4.7

Seth McDonald

#25 • F • 6-9 • 205 • Tullahoma, Tenn. (Tullahoma HS)

Year	GP-GS	Min	Avg	FG-A	Pct	3FG-A	Pct	FT-A	Pct	Rebs	Avg	PF-FO	Ast	TO	Bk	Stl	Pts	Avg
1979-80	5-0	17	3.4	1-4	.250	--	--	2-5	.400	5	1.0	1-0	0	2	0	2	4	0.8
1981-82	7-0	29	4.1	4-7	.571	--	--	2-4	.500	5	0.7	4-0	2	5	0	1	10	1.4
1982-83	9-0	21	2.3	0-3	0.000	--	--	0-0	0.000	7	0.8	1-0	0	1	0	0	0	0.0
1983-84	11-0	50	4.5	4-7	.571	--	--	2-8	.250	11	1.0	6-0	3	5	0	0	10	0.9
Totals	32-0	117	3.7	9-21	.429	--	--	6-17	.353	28	0.9	12-0	5	13	0	3	24	0.8

Scotter McFadgon #2 • G • 6-5 • 205 • Memphis, Tenn. (Raleigh-Egypt HS/Univ. of Memphis)

Year	GP-GS	Min	Avg	FG-A	Pct	3FG-A	Pct	FT-A	Pct	Rebs	Avg	PF-FO	Ast	TO	Bk	Stl	Pts	Avg
2003-04	28-27	877	31.3	147-373	.394	65-171	.380	134-147	.912	123	4.4	50-0	56	65	0	16	493	17.6
2004-05	26-25	785	30.2	125-319	.392	45-135	.333	77-93	.828	105	4.0	44-0	49	45	6	18	372	14.3
Totals	54-52	1662	30.8	272-692	.393	110-306	.359	211-240	.879	228	4.2	94-0	105	110	6	34	865	16.0

Jabari McGhee #21 • F • 6-8 • 210 • Albany, Ga. (Hargrave Military Academy [Va.])

Year	GP-GS	Min	Avg	FG-A	Pct	3FG-A	Pct	FT-A	Pct	Rebs	Avg	PF-FO	Ast	TO	Bk	Stl	Pts	Avg
2014-15	8-2	103	12.9	14-20	.700	0-0	0.000	7-17	.412	30	3.8	24-3	0	3	1	3	35	4.4
2015-16	6-0	65	10.8	9-17	.529	0-0	0.000	5-6	.833	19	3.2	17-0	0	1	3	4	23	3.8
Totals	14-2	168	12.0	23-37	.622	0-0	0.000	12-23	.522	49	3.5	41-3	0	4	4	7	58	4.1

Larry McIntosh

#42 • G • 6-1 • 185 • Franklin, Ohio (Carlisle HS)

Year	GP-GS	Min	Avg	FG-A	Pct	3FG-A	Pct	FT-A	Pct	Rebs	Avg	PF-FO	Ast	TO	Bk	Stl	Pts	Avg
1963-64	24--	--	--	68-166	.410	--	--	44-64	.688	76	3.2	57-2	--	--	--	--	180	7.5
1964-65	25--	--	--	97-230	.422	--	--	110-142	.775	101	4.0	63-1	--	--	--	--	304	12.2
1965-66	26--	--	--	79-222	.356	--	--	72-99	.727	104	4.0	49-1	--	--	--	--	230	8.8
Totals	75--	--	--	244-618	.395	--	--	226-305	.741	281	3.7	169-4	--	--	--	--	714	9.5

Barry McKinnon

#11 • G • 5-9 • 150 • Knoxville, Tenn. (Knoxville HS)

Year	GP-GS	Min	Avg	FG-A	Pct	3FG-A	Pct	FT-A	Pct	Rebs	Avg	PF-FO	Ast	TO	Bk	Stl	Pts	Avg
1952-53	4--	--	--	3-9	.333	--	--	5-5	1.000	2	0.5	--	--	--	--	--	11	2.8
1953-54	14--	--	--	5-15	.333	--	--	7-14	.500	12	0.9	6--	--	--	--	--	17	1.2
Totals	18--	--	--	8-24	.333	--	--	12-19	.632	14	0.8	6--	--	--	--	--	28	1.6

Jordan McRae

#1/52 • G • 6-6 • 185 • Midway, Ga. (Liberty County HS)

Year	GP-GS	Min	Avg	FG-A	Pct	3FG-A	Pct	FT-A	Pct	Rebs	Avg	PF-FO	Ast	TO	Bk	Stl	Pts	Avg
2010-11	10-0	53	5.3	6-19	.316	1-9	.111	5-11	.455	8	0.8	5-0	0	5	4	2	18	1.8
2011-12	34-15	738	21.7	97-257	.377	39-119	.328	60-79	.759	99	2.9	58-2	52	50	26	20	293	8.6
2012-13	33-22	1108	33.6	170-402	.423	60-169	.355	118-153	.771	136	4.1	77-4	66	93	29	26	518	15.7
2013-14	37-37	1191	32.2	223-512	.436	79-225	.351	167-212	.788	128	3.5	78-1	91	77	38	25	692	18.7
Totals	114-74	3090	27.1	496-1190	.417	179-522	.343	350-455	.769	371	3.3	218-7	209	225	97	73	1521	13.3

James Meriweather

#21 • G • 6-3 • 185 • Baxley, Ga. (Appling County HS)

Year	GP-GS	Min	Avg	FG-A	Pct	3FG-A	Pct	FT-A	Pct	Rebs	Avg	PF-FO	Ast	TO	Bk	Stl	Pts	Avg
1977-78	20--	--	--	11-31	.355	--	--	5-7	.714	12	0.6	20-0	4	9	1	0	27	1.4
1978-79	7--	19	2.7	3-10	.300	--	--	4-7	.571	6	0.9	1-0	2	5	0	2	10	1.4
Totals	27--	19	--	14-41	.341	--	--	9-14	.643	18	0.7	21-0	6	14	1	2	37	1.4



Dwight Miller #25 • G • 6-8 • 245 • Nassau, Bahamas (St. Pius X HS/Pittsburgh/Midland [Texas] College)

Year	GP-GS	Min	Avg	FG-A	Pct	3FG-A	Pct	FT-A	Pct	Rebs	Avg	PF-FO	Ast	TO	Blk	Stl	Pts	Avg
2011-12	23-0	161	7.0	25-49	.510	4-8	.500	2-8	.250	35	1.5	20-0	1	4	14	5	56	2.4
2012-13	--	--	--	--	--	--	--	--	--	--	--	--	--	--	--	--	--	--
Totals	23-0	161	7.0	25-49	.510	4-8	.500	2-8	.250	35	1.5	20-0	1	4	14	5	56	2.4

Lionel Miller #22 • G • 6-5 • 200 • Newport News, Va. (Ferguson HS)

Year	GP-GS	Min	Avg	FG-A	Pct	3FG-A	Pct	FT-A	Pct	Rebs	Avg	PF-FO	Ast	TO	Blk	Stl	Pts	Avg
1984-85	11-0	35	3.2	5-18	.278	--	--	2-2	1.00	6	0.5	5-0	6	3	1	2	12	1.1

William Mills #41 • F • 6-6 • 195 • Millen, Ga. (Jenkins County HS)

Year	GP-GS	Min	Avg	FG-A	Pct	3FG-A	Pct	FT-A	Pct	Rebs	Avg	PF-FO	Ast	TO	Blk	Stl	Pts	Avg
1982-83	10-0	56	5.6	7-20	.350	--	--	4-4	1.00	6	0.6	13-0	1	5	0	1	18	1.8

Daryl Milson #32 • F • 6-6 • 205 • Savannah, Ga. (Savannah HS)

Year	GP-GS	Min	Avg	FG-A	Pct	3FG-A	Pct	FT-A	Pct	Rebs	Avg	PF-FO	Ast	TO	Blk	Stl	Pts	Avg
1990-91	34-7	430	12.6	50-95	.526	1-1	1.00	20-31	.645	90	2.6	46-0	21	28	3	22	121	3.6
1991-92	12-3	142	11.8	23-44	.523	0-1	0.000	2-6	.333	37	3.1	20-0	8	11	3	6	48	4.0
1992-93	9-0	44	4.9	7-12	.583	0-0	0.000	3-6	.500	10	1.1	3-0	5	6	0	3	17	1.9
Totals	55-10	616	11.2	80-151	.530	1-2	.500	25-43	.581	137	2.5	69-0	34	45	6	31	186	3.4

David Mitchell #12 • G • 6-0 • 175 • Coeburn, Va. (Coeburn HS)

Year	GP-GS	Min	Avg	FG-A	Pct	3FG-A	Pct	FT-A	Pct	Rebs	Avg	PF-FO	Ast	TO	Blk	Stl	Pts	Avg
1973-74	1--	--	--	1-2	.500	--	--	0-0	0.000	0	0.0	0-0	0	--	--	--	2	2.0

Gil Monroe #44 • F • 6-2 • 178 • Dayton, Ohio (Colonel White HS)

Year	GP-GS	Min	Avg	FG-A	Pct	3FG-A	Pct	FT-A	Pct	Rebs	Avg	PF-FO	Ast	TO	Blk	Stl	Pts	Avg
1963-64	10--	--	--	6-10	.600	--	--	0-0	.000	6	0.6	7-0	--	--	--	--	12	1.2
1964-65	17--	--	--	11-29	.379	--	--	3-6	.500	21	1.2	11-0	--	--	--	--	25	1.5
Totals	27--	--	--	17-39	.436	--	--	3-6	.500	27	1.0	18-0	--	--	--	--	37	1.4

Ed "Britches" Montgomery #12 • G • 5-11 • 150 • Knoxville, Tenn.

Year	GP-GS	Min	Avg	FG-A	Pct	3FG-A	Pct	FT-A	Pct	Rebs	Avg	PF-FO	Ast	TO	Blk	Stl	Pts	Avg
1947-48	25--	--	--	77-303	.254	--	--	59-96	.615	--	--	70--	--	--	--	--	213	8.5
1948-49	26--	--	--	108-414	.261	--	--	80-128	.625	--	--	90--	--	--	--	--	296	11.4
Totals	51--	--	--	185-717	.258	--	--	139-224	.621	--	--	160--	--	--	--	--	509	10.0

Dan Moody #33 • F • 6-5 • 185 • Blountville, Tenn. (Sullivan Central HS)

Year	GP-GS	Min	Avg	FG-A	Pct	3FG-A	Pct	FT-A	Pct	Rebs	Avg	PF-FO	Ast	TO	Blk	Stl	Pts	Avg
1972-73	3--	--	--	2-3	.667	--	--	0-0	.000	6	2.0	3-0	0	--	--	--	4	1.3

Armani Moore #4 • G/F • 6-4 • 217 • Kennesaw, Ga. (Mt. Paran Christian School)

Year	GP-GS	Min	Avg	FG-A	Pct	3FG-A	Pct	FT-A	Pct	Rebs	Avg	PF-FO	Ast	TO	Blk	Stl	Pts	Avg
2012-13	30-16	397	13.2	30-80	.375	4-15	.267	8-16	.500	77	2.6	48-1	20	31	18	17	72	2.4
2013-14	33-0	426	12.9	39-83	.470	7-26	.269	17-29	.586	73	2.2	46-0	22	9	20	15	102	3.1
2014-15	32-32	989	30.9	125-281	.445	6-33	.182	74-120	.617	216	6.8	91-2	69	74	39	46	330	10.3
2015-16	33-33	1080	32.7	149-360	.414	18-57	.316	87-154	.565	35.1	7.6	91-1	134	85	54	39	403	12.2
Totals	128-81	2892	22.6	343-804	.427	35-131	.267	186-319	.583	617	4.8	276-4	245	199	131	117	907	7.1

Don Moore #21 • F • 6-4 • 205 • Virginia Beach, Va. (Green Run HS)

Year	GP-GS	Min	Avg	FG-A	Pct	3FG-A	Pct	FT-A	Pct	Rebs	Avg	PF-FO	Ast	TO	Blk	Stl	Pts	Avg
1990-91	12-0	15	1.3	2-2	1.00	0-0	.000	0-0	.000	4	0.3	2-0	0	3	1	4	4	0.3

Jason Moore #22 • G • 6-2 • 180 • Franklin, Tenn. (Franklin HS)

Year	GP-GS	Min	Avg	FG-A	Pct	3FG-A	Pct	FT-A	Pct	Rebs	Avg	PF-FO	Ast	TO	Blk	Stl	Pts	Avg
1994-95	19-0	181	9.5	9-28	.321	8-23	.348	1-2	.500	10	0.5	15-0	8	13	0	2	27	1.4

Scott Moore #33 • C • 6-11 • 255 • Carthage, Tenn. (Smith County HS)

Year	GP-GS	Min	Avg	FG-A	Pct	3FG-A	Pct	FT-A	Pct	Rebs	Avg	PF-FO	Ast	TO	Blk	Stl	Pts	Avg
1995-96	23-1	200	8.7	12-53	.364	0-0	0.000	3-11	.273	30	1.3	20-0	3	15	14	1	27	1.2
1996-97	19-0	119	6.3	5-12	.417	0-0	0.000	0-3	0.000	18	0.9	12-0	0	15	2	1	10	0.5
1997-98	21-1	129	6.1	7-15	.467	0-0	0.000	1-7	.143	26	1.2	3-0	2	9	7	1	15	0.7
Totals	63-2	448	7.1	24-60	.400	0-0	0.000	4-21	.190	74	1.2	35-0	5	39	23	3	52	0.8

David Moss #44 • F • 6-3 • 185 • Ringgold, Ga. (Ringgold HS)

Year	GP-GS	Min	Avg	FG-A	Pct	3FG-A	Pct	FT-A	Pct	Rebs	Avg	PF-FO	Ast	TO	Blk	Stl	Pts	Avg
1973-74	5--	--	--	4-7	.571	--	--	4-7	.571	19	3.8	10-0	0	--	--	--	12	2.4

Howie Moss #16 • F • 6-3 • 180 • Oak Ridge, Tenn. (Oak Ridge HS)

Year	GP-GS	Min	Avg	FG-A	Pct	3FG-A	Pct	FT-A	Pct	Rebs	Avg	PF-FO	Ast	TO	Blk	Stl	Pts	Avg
1959-60	16--	--	--	27-88	.307	--	--	18-27	.667	74	4.6	59-5	--	--	--	--	72	4.5
1961-62	22--	--	--	51-121	.421	--	--	26-46	.565	108	4.9	53-4	--	--	--	--	128	5.8
Totals	38--	--	--	78-209	.373	--	--	44-73	.603	182	4.8	112-9	--	--	--	--	200	5.3

Detrick Mostella #15 • G • 6-1 • 175 • Decatur, Ala. (Notre Dame Prep [Mass.])

Year	GP-GS	Min	Avg	FG-A	Pct	3FG-A	Pct	FT-A	Pct	Rebs	Avg	PF-FO	Ast	TO	Blk	Stl	Pts	Avg
2014-15	31-1	36.4	11.7	34-123	.276	22-81	.272	14-20	.700	27	0.9	34-0	15	30	1	9	104	3.4
2015-16	34-4	66.7	19.6	95-262	.363	47-155	.303	50-68	.735	74	2.2	66-1	40	45	6	9	287	8.4
2016-17	15-1	32.3	21.5	53-131	.405	26-70	.371	26-37	.703	59	3.9	31-1	18	22	6	6	158	10.5
Totals	80-6	135.4	16.9	182-516	.353	95-306	.310	90-125	.720	160	2.0	131-2	73	97	13	24	549	6.9

Rob Murphy #15 • F • 6-8 • 233 • Brentwood, Tenn. (Lipscomb University)

Year	GP-GS	Min	Avg	FG-A	Pct	3FG-A	Pct	FT-A	Pct	Rebs	Avg	PF-FO	Ast	TO	Blk	Stl	Pts	Avg
2011-12	3-0	5	1.7	0-1	.000	0-0	0.000	1-2	.500	1	0.3	1-0	0	0	0	1	1	0.3
2012-13	2-0	3	1.5	0-0	.000	0-0	0.000	0-0	0.000	0	0.0	0-0	0	2	0	0	0	0.0
Totals	5-0	8	1.6	0-1	.000	0-0	0.000	1-2	.500	1	0.2	1-0	0	2	0	1	1	0.2

ALL-TIME PLAYER STATS

Kerry Myers

#30 • G • 6-3 • 202 • Celina, Ohio (Celina HS)																		
Year	GP-GS	Min	Avg	FG-A	Pct	3FG-A	Pct	FT-A	Pct	Rebs	Avg	PF-FO	Ast	TO	Blk	Stl	Pts	Avg
1967-68	16--	--	--	7-22	.318	--	--	10-16	.625	11	0.7	10-0	--	--	--	--	24	1.5
1968-69	8--	--	--	2-6	.333	--	--	0-2	.000	2	0.3	4-0	9	--	--	--	4	0.5
1969-70	25--	--	--	46-115	.400	--	--	23-38	.605	86	3.4	45-0	23	--	--	--	115	4.6
Totals	49--	--	--	55-143	.385	--	--	33-56	.589	99	2.0	59-0	32	--	--	--	143	2.9

David Mynatt

#34 • F/G • 6-2 • 160 • Knoxville, Tenn. (Carter HS)																		
Year	GP-GS	Min	Avg	FG-A	Pct	3FG-A	Pct	FT-A	Pct	Rebs	Avg	PF-FO	Ast	TO	Blk	Stl	Pts	Avg
1981-82	2-0	3	1.5	0-0	.000	--	--	0-0	.000	0	0.0	0-0	0	0	0	0	0	0.0

Kirk Naler

#32 • F • 6-7 • 210 • Gadsden, Ala. (Westminster Christian)																		
Year	GP-GS	Min	Avg	FG-A	Pct	3FG-A	Pct	FT-A	Pct	Rebs	Avg	PF-FO	Ast	TO	Blk	Stl	Pts	Avg
1981-82	8-0	32	4.0	4-5	.800	--	--	0-1	.000	5	0.6	3-0	3	2	1	0	8	1.0
1982-83	21-1	162	7.7	14-45	.311	--	--	7-9	.778	23	1.1	28-1	10	22	2	8	35	1.7
1983-84	23-5	286	12.4	28-55	.509	--	--	15-18	.833	34	1.5	22-0	18	25	2	6	71	3.1
1984-85	31-13	362	11.7	33-89	.371	--	--	6-9	.667	53	1.7	34-0	35	25	3	15	72	2.3
Totals	83-19	842	10.1	79-194	.407	--	--	28-37	.757	115	1.4	87-1	66	74	8	29	186	2.2

Kevin Nash

#43 • C • 6-10 • 225 • Trenton, Mich. (Aquinas HS)																		
Year	GP-GS	Min	Avg	FG-A	Pct	3FG-A	Pct	FT-A	Pct	Rebs	Avg	PF-FO	Ast	TO	Blk	Stl	Pts	Avg
1977-78	27--	--	--	49-104	.471	--	--	22-39	.564	140	5.2	81-3	14	34	5	5	120	4.4
1978-79	29-0	402	13.9	64-137	.467	--	--	25-43	.581	104	3.6	74-3	7	56	13	5	153	5.3
1979-80	29-26	486	16.8	64-146	.438	--	--	29-63	.460	117	4.0	69-1	9	37	5	5	157	5.4
Totals	85-26	888	--	177-387	.457	--	--	76-145	.524	361	4.2	224-7	30	127	23	15	430	5.1

Rawane "Pops" Ndiaye #10 • C • 6-10 • 275 • Raleigh, N.C. (Woodrow Wilson HS/Indian Hills [Iowa] CC)																		
Year	GP-GS	Min	Avg	FG-A	Pct	3FG-A	Pct	FT-A	Pct	Rebs	Avg	PF-FO	Ast	TO	Blk	Stl	Pts	Avg
2013-14	22-0	72	3.3	8-18	.444	0-0	.000	4-8	.500	21	1.0	11-0	0	8	2	0	20	0.9

Herb Neff

#22 • C • 6-4 • 180 • Knoxville, Tenn.																		
Year	GP-GS	Min	Avg	FG-A	Pct	3FG-A	Pct	FT-A	Pct	Rebs	Avg	PF-FO	Ast	TO	Blk	Stl	Pts	Avg
1950-51	19--	--	--	37-112	.330	--	--	13-33	.394	--	--	32--	--	--	--	--	87	4.6
1951-52	20--	--	--	104-223	.466	--	--	74-131	.565	--	--	74--	--	--	--	--	282	14.1
Totals	39--	--	--	141-335	.421	--	--	87-164	.530	--	--	106--	--	--	--	--	369	9.5

Emmanuel Negedu

#5 • F • 6-7 • 230 • Kaduna, Nigeria (Brewster [N.H.] Academy)																		
Year	GP-GS	Min	Avg	FG-A	Pct	3FG-A	Pct	FT-A	Pct	Rebs	Avg	PF-FO	Ast	TO	Blk	Stl	Pts	Avg
2008-09	33-0	236	7.2	17-36	.472	1-3	.333	28-35	.800	56	1.7	30-1	8	9	11	8	63	1.9

Clint Newman

#25 • G • 6-2 • 170 • Maryville, Tenn. (Maryville HS)																		
Year	GP-GS	Min	Avg	FG-A	Pct	3FG-A	Pct	FT-A	Pct	Rebs	Avg	PF-FO	Ast	TO	Blk	Stl	Pts	Avg
1993-94	10-0	32	3.2	1-3	.333	0-0	.000	3-4	.750	6	0.6	3-0	2	12	0	1	5	0.5
1994-95	5-0	8	1.6	0-2	.000	0-0	.000	2	0.4	0-0	0.0	0-0	0	0	0	0	0	0.0
1995-96	3-0	5	1.7	1-1	1.00	0-0	.000	0-0	.000	0	0.0	1-0	0	0	0	0	2	0.7
Totals	18-0	45	2.5	2-6	.333	0-0	.000	3-4	.750	8	0.4	4-0	2	12	0	1	7	0.4

Paul Newman

#18 • F • 6-4 • 175 • Mason Hall, Tenn. (Mason Hall HS)																		
Year	GP-GS	Min	Avg	FG-A	Pct	3FG-A	Pct	FT-A	Pct	Rebs	Avg	PF-FO	Ast	TO	Blk	Stl	Pts	Avg
1957-58	4--	--	--	2-2	1.00	--	--	1-2	.500	2	0.5	1-0	--	--	--	--	5	1.3

Lewis Neyland

#17 • F • 6-3 • 165 • Knoxville, Tenn. (Knoxville HS)																		
Year	GP-GS	Min	Avg	FG-A	Pct	3FG-A	Pct	FT-A	Pct	Rebs	Avg	PF-FO	Ast	TO	Blk	Stl	Pts	Avg
1952-53	4--	--	--	0-4	.000	--	--	1-2	.500	2	0.5	--	--	--	--	--	1	0.3
1953-54	16--	--	--	34-84	.405	--	--	26-41	.634	48	3.0	29--	--	--	--	--	94	5.9
1954-55	19--	--	--	58-167	.347	--	--	39-67	.582	91	4.8	58--	--	--	--	--	155	8.2
1955-56	24--	--	--	75-232	.323	--	--	38-75	.507	157	6.5	81--	--	--	--	--	188	7.8
Totals	63--	--	--	167-487	.343	--	--	104-185	.562	298	4.7	168--	--	--	--	--	438	7.0

Dyron Nix

#31 • F • 6-7 • 210 • Ft. Walton Beach, Fla. (Ft. Walton HS)																		
Year	GP-GS	Min	Avg	FG-A	Pct	3FG-A	Pct	FT-A	Pct	Rebs	Avg	PF-FO	Ast	TO	Blk	Stl	Pts	Avg
1985-86	25-13	585	23.4	71-150	.473	--	--	34-51	.667	108	4.3	70-3	13	37	18	16	176	7.0
1986-87	29-29	1039	35.8	153-283	.541	0-2	.000	102-161	.634	294	10.1	92-5	15	70	53	37	408	14.1
1987-88	29-29	1039	35.8	235-460	.511	1-7	.143	173-227	.762	261	9.0	74-1	16	80	31	34	644	22.2
1988-89	30-26	1078	35.9	254-492	.516	38-103	.369	103-144	.715	281	9.4	69-1	57	81	40	51	649	21.6
Totals	113-97	3741	33.1	713-1385	.515	39-112	.348	412-583	.707	944	8.4	305-10	101	268	142	138	1877	16.6

Olivier Nkamhoua

#21/13 • F • 6-8 • 232 • Helsinki, Finland (Bishop Walsh School [Md.]																		
Year	GP-GS	Min	Avg	FG-A	Pct	3FG-A	Pct	FT-A	Pct	Rebs	Avg	PF-FO	Ast	TO	Blk	Stl	Pts	Avg
2019-20	30-0	343	11.4	39-70	.557	1-5	.200	19-31	.613	91	3.0	47-0	10	31	15	4	98	3.3
2020-21	24-0	172	7.2	26-46	.565	0-0	.000	4-9	.444	32	1.3	25-0	4	6	6	6	56	2.3
2021-22	22-22	473	21.5	75-151	.497	13-29	.448	26-36	.722	124	5.6	44-2	27	33	25	10	189	8.6
Totals	76-22	988	13.0	140-267	.524	14-34	.412	49-76	.645	247	3.3	116-2	41	70	46	20	343	4.5

Jim Otte

#22 • G • 6-1 • 190 • Covington, Ky. (Holmes HS)																		
Year	GP-GS	Min	Avg	FG-A	Pct	3FG-A	Pct	FT-A	Pct	Rebs	Avg	PF-FO	Ast	TO	Blk	Stl	Pts	Avg
1955-56	3--	--	--	0-4	.000	--	--	3-4	.750	1	0.3	1-0	--	--	--	--	3	1.0

Tariq Owens

#11 • F • 6-10 • 205 • Odenton, Md. (Mt. Zion Prep School)																		
Year	GP-GS	Min	Avg	FG-A	Pct	3FG-A	Pct	FT-A	Pct	Rebs	Avg	PF-FO	Ast	TO	Blk	Stl	Pts	Avg
2014-15	28-5	214	7.6	12-34	.353	0-0	.000	10-19	.526	31	1.1	40-0	3	11	13	5	34	1.2

Jerry Parker

#42 • G • 6-2 • 174 • Campbellsville, Ky. (Taylor County HS)																		
Year	GP-GS	Min	Avg	FG-A	Pct	3FG-A	Pct	FT-A	Pct	Rebs	Avg	PF-FO	Ast	TO	Blk	Stl	Pts	Avg
1961-62	23--	--	--	106-269	.394	--	--	43-60	.717	149	6.5	59-3	--	--	--	--	255	11.1
1962-63	24--	--	--	84-179	.469	--	--	33-47	.702	126	5.3	70-5	--	--	--	--	201	8.4
Totals	47--	--	--	190-448	.424	--	--	76-107	.710	275	5.9	129-8	--	--	--	--	456	9.7



Kwe Parker #12 • G • 6-0 • 181 • Fayetteville, N.C. (Wesleyan Christian Academy)

Year	GP-GS	Min	Avg	FG-A	Pct	3FG-A	Pct	FT-A	Pct	Rebs	Avg	PF-FO	Ast	TO	Blk	Stl	Pts	Avg
2016-17	25-1	202	8.1	10-31	.323	3-13	.231	1-8	.125	21	0.8	30-0	22	23	3	6	24	1.0

Bob Parmenter #16 • G • 5-11 • 156 • Vincennes, Ind.

Year	GP-GS	Min	Avg	FG-A	Pct	3FG-A	Pct	FT-A	Pct	Rebs	Avg	PF-FO	Ast	TO	Blk	Stl	Pts	Avg
1951-52	20--	--	--	69-197	.350	--	--	28-53	.528	--	--	61--	--	--	--	--	166	8.3

Ralph Parton #15 • G • 5-7 • 140 • Hebron, Ky. (Conner HS)

Year	GP-GS	Min	Avg	FG-A	Pct	3FG-A	Pct	FT-A	Pct	Rebs	Avg	PF-FO	Ast	TO	Blk	Stl	Pts	Avg
1976-77	4--	--	--	0-0	.000	--	--	0-1	.000	2	0.5	2-0	1	--	--	--	0	0.0
1977-78	4--	--	--	0-0	.000	--	--	4-5	.800	1	0.3	3-0	2	1	0	0	4	1.0
1978-79	1--	1	1.0	0-0	.000	--	--	0-0	.000	0	0.0	0-0	0	0	0	0	0	0.0
1979-80	23-1	216	9.4	8-16	.500	--	--	23-33	.697	10	0.4	26-2	56	31	1	7	39	1.7
Totals	32-1	217	--	8-16	.500	--	--	27-39	.692	13	0.4	31-2	59	32	1	7	43	1.3

Tony Passley #13 • F • 6-5 • 218 • Indianapolis, Ind. (North Central HS/Redlands CC)

Year	GP-GS	Min	Avg	FG-A	Pct	3FG-A	Pct	FT-A	Pct	Rebs	Avg	PF-FO	Ast	TO	Blk	Stl	Pts	Avg
2006-07	17-0	115	6.8	11-28	.393	1-4	.250	8-16	.500	29	1.7	28-0	8	18	3	2	31	1.8

Andre Patterson #22 • F • 6-7 • 217 • Los Angeles, Calif. (Washington Prep/UCLA)

Year	GP-GS	Min	Avg	FG-A	Pct	3FG-A	Pct	FT-A	Pct	Rebs	Avg	PF-FO	Ast	TO	Blk	Stl	Pts	Avg
2004-05	31-22	765	24.7	96-169	.568	1-2	.500	36-58	.621	191	6.2	86-3	37	58	32	24	229	7.4
2005-06	30-16	755	25.2	114-238	.479	1-7	.143	54-84	.643	201	6.7	91-1	49	61	34	37	283	9.4
Totals	61-38	1520	24.9	210-407	.516	2-9	.222	90-142	.634	392	6.4	177-4	86	119	66	61	512	8.4

Steven Pearl #22 • F • 6-5 • 235 • Knoxville, Tenn. (West HS)

Year	GP-GS	Min	Avg	FG-A	Pct	3FG-A	Pct	FT-A	Pct	Rebs	Avg	PF-FO	Ast	TO	Blk	Stl	Pts	Avg
2007-08	19-0	52	2.7	5-11	.455	0-0	.000	0-2	.000	8	0.4	7-0	4	3	0	1	10	0.5
2008-09	17-0	73	4.3	2-10	.200	0-1	.000	3-6	.500	9	0.5	7-0	5	8	0	1	7	0.4
2009-10	31-0	339	10.9	20-42	.476	0-0	.000	5-19	.263	40	1.3	44-0	19	19	4	13	45	1.5
2010-11	34-1	381	11.2	29-53	.547	0-0	.000	6-14	.429	53	1.6	62-0	23	23	4	21	64	1.9
Totals	101-1	845	8.4	56-116	.483	0-1	.000	14-41	.341	110	1.1	120-0	51	53	8	36	126	1.2

Roger Peltz #12 • F • 6-5 • 205 • Royal Oak, Mich. (Kimball HS)

Year	GP-GS	Min	Avg	FG-A	Pct	3FG-A	Pct	FT-A	Pct	Rebs	Avg	PF-FO	Ast	TO	Blk	Stl	Pts	Avg
1968-69	6--	--	--	3-4	.750	--	--	4-11	.364	7	1.2	5-0	0	--	--	--	10	1.7
1969-70	5--	--	--	3-7	.429	--	--	2-4	.500	9	1.8	7-0	0	--	--	--	8	1.6
1970-71	11--	--	--	6-17	.353	--	--	0-3	.000	13	1.2	5-0	2	--	--	--	12	1.1
Totals	22--	--	--	12-28	.429	--	--	6-18	.333	29	1.3	17-0	2	--	--	--	30	1.4

Drew Pember #3 • F • 6-10 • 190 • Knoxville, Tenn. (Bearden HS)

Year	GP-GS	Min	Avg	FG-A	Pct	3FG-A	Pct	FT-A	Pct	Rebs	Avg	PF-FO	Ast	TO	Blk	Stl	Pts	Avg
2019-20	22-0	121	5.5	8-24	.333	3-15	.200	10-14	.714	22	1.0	14-0	5	5	2	1	29	1.3
2020-21	10-0	28	2.8	1-9	.111	0-4	.000	0-0	.000	3	0.3	3-0	4	2	1	2	0.2	
Totals	32-0	149	4.7	9-33	.273	3-19	.158	10-14	.714	25	0.8	17-0	9	7	3	3	31	1.0

Bob Perigo #44/#45/#12/#13 • F • 6-4 • 185 • Lafayette, Ind. (Jefferson HS)

Year	GP-GS	Min	Avg	FG-A	Pct	3FG-A	Pct	FT-A	Pct	Rebs	Avg	PF-FO	Ast	TO	Blk	Stl	Pts	Avg
1958-59	5--	--	--	5-12	.417	--	--	3-4	.750	11	2.2	4-0	--	--	--	--	13	2.6
1959-60	10--	--	--	5-29	.172	--	--	16-23	.696	24	2.4	16-0	--	--	--	--	26	2.6
1960-61	7--	--	--	1-11	.091	--	--	1-4	.250	9	1.3	7-0	--	--	--	--	3	0.4
Totals	22--	--	--	11-52	.212	--	--	20-31	.645	44	2.0	27-0	--	--	--	--	42	1.9

Malcolm "Mac" Petty #40 • F • 6-4 • 203 • Wooster, Ohio (Wooster HS)

Year	GP-GS	Min	Avg	FG-A	Pct	3FG-A	Pct	FT-A	Pct	Rebs	Avg	PF-FO	Ast	TO	Blk	Stl	Pts	Avg
1965-66	6--	--	--	3-10	.300	--	--	1-3	.333	3	0.5	3-0	--	--	--	--	7	1.2
1966-67	12--	--	--	1-8	.125	--	--	2-3	.667	4	0.3	5-0	--	--	--	--	4	0.3
1967-68	11--	--	--	2-7	.286	--	--	2-3	.667	9	0.8	4-0	--	--	--	--	6	0.5
Totals	29--	--	--	6-25	.240	--	--	5-9	.556	16	0.6	12-0	--	--	--	--	17	0.6

Joe Pietropola #14 • F • 6-3 • 190 • Pittsburgh, Pa. (Penn Hills HS)

Year	GP-GS	Min	Avg	FG-A	Pct	3FG-A	Pct	FT-A	Pct	Rebs	Avg	PF-FO	Ast	TO	Blk	Stl	Pts	Avg
1964-65	7--	--	--	6-9	.667	--	--	4-9	.444	7	1.0	12-0	--	--	--	--	16	2.3

Shembari Phillips #25 • G • 6-3 • 192 • Atlanta, Ga. (Wheeler HS)

Year	GP-GS	Min	Avg	FG-A	Pct	3FG-A	Pct	FT-A	Pct	Rebs	Avg	PF-FO	Ast	TO	Blk	Stl	Pts	Avg
2015-16	33-11	535	16.2	60-147	.408	21-57	.368	36-47	.766	61	1.8	72-2	32	44	5	8	177	5.4
2016-17	31-13	648	20.9	58-151	.384	18-48	.375	58-75	.773	95	3.1	74-2	52	44	4	19	192	6.2
Totals	64-24	1183	18.5	118-298	.396	39-105	.371	94-122	.770	156	2.4	146-4	84	88	9	27	369	5.8

Rex Pitts #15 • F • 6-3 • 185 • Sheridan, Ind.

Year	GP-GS	Min	Avg	FG-A	Pct	3FG-A	Pct	FT-A	Pct	Rebs	Avg	PF-FO	Ast	TO	Blk	Stl	Pts	Avg
1952-53	4--	--	--	2-5	.400	--	--	0-0	.000	0	0.0	--	--	--	--	--	4	1.0

Uroš Plavšić #34/#33 • F • 7-0 • 251 • Ivanjica, Serbia (Arizona State University)

Year	GP-GS	Min	Avg	FG-A	Pct	3FG-A	Pct	FT-A	Pct	Rebs	Avg	PF-FO	Ast	TO	Blk	Stl	Pts	Avg
2019-20	16-3	117	7.3	16-38	.421	0-0	.000	10-15	.667	15	0.9	25-0	3	9	0	3	42	2.6
2020-21	16-1	71	4.4	7-15	.467	0-0	.000	4-10	.400	17	1.1	5-0	5	2	3	1	18	1.1
2021-22	35-21	494	14.1	59-103	.573	0-1	.000	30-54	.556	140	4.0	61-0	17	29	7	14	148	4.2
TOTAL	67-25	682	10.2	82-156	.526	0-1	.000	44-79	.557	172	2.6	91-0	25	40	10	18	208	3.1

Ben "Skip" Plotnicki #34 • F • 6-2 • 170 • Knoxville, Tenn. (Catholic HS)

Year	GP-GS	Min	Avg	FG-A	Pct	3FG-A	Pct	FT-A	Pct	Rebs	Avg	PF-FO	Ast	TO	Blk	Stl	Pts	Avg
1962-63	9--	--	--	1-1	1.00	--	--	3-4	.750	3	0.3	1-0	--	--	--	--	5	0.6
1963-64	10--	--	--	3-5	.600	--	--	0-1	.000	4	0.4	2-0	--	--	--	--	6	0.6
1964-65	13--	--	--	8-14	.571	--	--	3-5	.600	13	1.0	6-0	--	--	--	--	19	1.5
Totals	32--	--	--	12-20	.600	--	--	6-10	.600	20	0.6	9-0	--	--	--	--	30	0.9

ALL-TIME PLAYER STATS

Yves Pons

#35 • G/F • 6-6 • 215 • Fuveau, France (INSEP Academy)

Year	GP-GS	Min	Avg	FG-A	Pct	3FG-A	Pct	FT-A	Pct	Rebs	Avg	PF-FO	Ast	TO	Blk	Stl	Pts	Avg
2017-18	24-0	124	5.2	7-14	50.0	2-3	66.7	1-2	50.0	15	0.6	17-0	5	5	2	3	17	0.7
2018-19	35-13	411	11.7	32-62	51.6	7-25	28.0	6-15	40.0	62	1.8	42-0	17	22	15	9	77	2.2
2019-20	31-31	1052	33.9	131-268	48.9	30-86	34.9	44-69	63.8	166	5.4	81-1	33	50	73	13	336	10.8
2020-21	26-26	741	28.5	90-193	46.6	17-62	27.4	30-38	78.9	137	5.3	55-1	19	27	47	17	227	8.7
Totals	116-70	2328	20.1	260-537	48.4	56-176	31.8	81-124	65.3	380	3.3	195-2	74	104	137	42	657	5.7

Michael Poole

#24 • G • 6-3 • 165 • Chattanooga, Tenn. (Riverside HS)

Year	GP-GS	Min	Avg	FG-A	Pct	3FG-A	Pct	FT-A	Pct	Rebs	Avg	PF-FO	Ast	TO	Blk	Stl	Pts	Avg
1979-80	15-0	79	5.3	6-22	27.3	--	--	6-12	50.0	12	0.8	19-0	15	0	3	18	1.2	
1980-81	11-0	41	3.7	3-12	25.0	--	--	2-4	50.0	7	0.6	6-0	4	1	2	8	0.7	
Totals	26-0	120	4.6	9-34	26.5	--	--	8-16	50.0	19	0.7	15-0	23	1	5	26	1.0	

Dale Powell

#21 • F • 6-2 • 180 • Louisville, Ky.

Year	GP-GS	Min	Avg	FG-A	Pct	3FG-A	Pct	FT-A	Pct	Rebs	Avg	PF-FO	Ast	TO	Blk	Stl	Pts	Avg
1947-48	18--	--	--	31-112	27.7	--	--	12-22	54.5	--	--	10--	--	--	--	--	74	4.1
1948-49	14--	--	--	14-56	25.0	--	--	8-10	80.0	--	--	23--	--	--	--	--	36	2.6
Totals	32--	--	--	45-168	26.8	--	--	20-32	62.5	--	--	33--	--	--	--	--	110	3.4

Justin Powell

#24 • G • 6-6 • 197 • Prospect, Ky. (North Oldham HS/Auburn University)

Year	GP-GS	Min	Avg	FG-A	Pct	3FG-A	Pct	FT-A	Pct	Rebs	Avg	PF-FO	Ast	TO	Blk	Stl	Pts	Avg
2021-22	30-1	424	14.1	38-97	39.2	24-63	38.1	11-15	73.3	45	1.5	17-0	21	14	5	10	111	3.7

Don Preston

#18 • F • 6-3 • 170 • Knoxville, Tenn. (West HS)

Year	GP-GS	Min	Avg	FG-A	Pct	3FG-A	Pct	FT-A	Pct	Rebs	Avg	PF-FO	Ast	TO	Blk	Stl	Pts	Avg
1956-57	2--	--	--	2-3	66.7	--	--	0-0	0.00	0	0.0	0-0	--	--	--	--	4	2.0

Jay Price

#10 • G • 6-2 • 195 • Chattanooga, Tenn. (Brainerd HS)

Year	GP-GS	Min	Avg	FG-A	Pct	3FG-A	Pct	FT-A	Pct	Rebs	Avg	PF-FO	Ast	TO	Blk	Stl	Pts	Avg
1988-89	19-0	90	4.7	12-27	44.4	4-12	33.3	10-12	83.3	4	0.2	11-0	18	16	3	5	38	2.0
1989-90	29-2	322	11.1	15-47	31.9	2-18	.111	20-27	74.1	29	1.0	48-0	42	40	0	9	52	1.8
1990-91	34-11	763	22.4	91-183	49.7	20-54	37.0	57-73	78.1	76	2.2	76-2	110	89	6	47	259	7.6
1991-92	34-34	825	24.3	91-201	45.3	31-90	34.4	48-62	77.4	61	1.8	72-1	108	64	1	25	261	7.7
Totals	116-47	2000	17.2	209-458	45.6	57-174	32.8	135-174	77.6	170	1.5	207-3	278	209	10	86	610	5.3

J.P. Prince

#30 • G • 6-7 • 205 • Memphis, Tenn. (White Station HS/University of Arizona)

Year	GP-GS	Min	Avg	FG-A	Pct	3FG-A	Pct	FT-A	Pct	Rebs	Avg	PF-FO	Ast	TO	Blk	Stl	Pts	Avg
2007-08	27-2	508	18.8	83-167	49.7	2-13	15.4	49-88	55.7	87	3.2	61-0	49	45	14	26	217	8.0
2008-09	31-23	818	26.4	127-222	57.2	3-24	12.5	50-82	61.0	130	4.2	95-4	67	65	20	47	307	9.9
2009-10	37-31	922	24.9	132-249	53.0	11-34	32.4	90-143	62.9	138	3.7	98-3	113	89	18	57	365	9.9
Totals	95-56	2248	23.7	342-638	53.6	16-71	22.5	189-313	60.4	355	3.7	254-7	259	199	52	130	889	9.4

Kevin Puntar Jr.

#0 • G • 6-2 • 190 • Bronx, N.Y. (Salesian HS/State Fair CC [Mo.])

Year	GP-GS	Min	Avg	FG-A	Pct	3FG-A	Pct	FT-A	Pct	Rebs	Avg	PF-FO	Ast	TO	Blk	Stl	Pts	Avg
2014-15	32-31	992	31.0	111-265	41.9	43-122	35.2	63-92	68.5	67	2.1	90-4	60	56	6	51	328	10.3
2015-16	26-26	886	34.1	177-385	46.0	58-157	36.9	165-202	81.7	90	3.5	73-0	91	66	6	36	577	22.2
Totals	58-57	1878	32.4	288-650	44.3	101-279	36.2	228-294	77.6	157	2.7	163-4	151	122	12	87	905	15.6

James Ratiff

#11 • F • 6-8 • 215 • Washington, D.C. (Eastern HS)

Year	GP-GS	Min	Avg	FG-A	Pct	3FG-A	Pct	FT-A	Pct	Rebs	Avg	PF-FO	Ast	TO	Blk	Stl	Pts	Avg
1977-78	26--	--	--	61-174	35.1	--	--	19-36	52.8	119	4.6	44-1	8	41	15	7	141	5.4

Steve Ray

#53 • F • 6-4 • 200 • Collinsville, Ill. (Collinsville HS)

Year	GP-GS	Min	Avg	FG-A	Pct	3FG-A	Pct	FT-A	Pct	Rebs	Avg	PF-FO	Ast	TO	Blk	Stl	Pts	Avg
1978-79	21--	208	9.9	13-41	31.7	--	--	25-36	69.4	22	1.0	22-0	10	17	2	8	51	2.4
1979-80	25-22	664	26.6	68-158	43.0	--	--	31-38	81.6	68	2.7	57-2	46	35	5	18	167	6.7
1980-81	25-24	766	30.6	67-146	45.9	--	--	22-28	78.6	69	2.8	66-2	55	34	5	32	156	6.2
1981-82	30-30	1045	34.8	88-179	49.2	--	--	31-43	72.1	93	3.1	90-2	89	44	5	35	207	6.9
Totals	101-76	2683	26.6	236-524	45.0	--	--	109-145	75.2	252	2.5	235-6	200	130	17	93	581	5.8

Derek Reese

#3 • G • 6-7 • 230 • Orlando, Fla. (Olympia HS)

Year	GP-GS	Min	Avg	FG-A	Pct	3FG-A	Pct	FT-A	Pct	Rebs	Avg	PF-FO	Ast	TO	Blk	Stl	Pts	Avg
2012-13	14-0	191	13.6	19-49	38.8	10-31	32.3	4-6	66.7	29	2.1	13-0	7	5	1	4	52	3.7
2013-14	24-0	261	10.9	19-57	33.3	10-36	27.8	9-13	69.2	72	3.0	38-0	7	11	5	5	52	2.4
2014-15	32-11	810	25.3	65-160	40.6	20-60	33.3	42-57	73.7	170	5.3	69-1	28	37	10	21	192	6.0
2015-16	34-15	653	19.2	40-86	46.5	7-15	46.7	20-37	54.1	184	5.4	64-3	28	18	20	17	107	3.1
Totals	104-26	1915	18.4	143-352	40.6	47-142	33.1	75-113	66.4	455	4.4	184-4	70	71	42	47	408	3.9

Ronnie Reese

#34 • F • 6-8 • 200 • Franklin, Va. (Franklin HS)

Year	GP-GS	Min	Avg	FG-A	Pct	3FG-A	Pct	FT-A	Pct	Rebs	Avg	PF-FO	Ast	TO	Blk	Stl	Pts	Avg
1987-88	19-2	146	7.7	13-46	28.3	0-5	0.00	3-8	37.5	21	1.1	12-0	4	14	1	0	29	1.5
1988-89	22-27	167	7.6	14-40	35.0	0-0	0.00	4-7	57.1	30	1.4	11-0	6	12	6	5	32	1.5
1989-90	30-30	748	24.9	120-219	54.8	0-0	0.00	33-57	57.9	174	5.8	67-0	44	47	13	12	273	9.1
1990-91	34-24	693	20.4	112-201	55.7	0-1	0.00	47-77	61.0	184	5.4	53-0	20	49	7	21	271	8.0
Totals	105-58	1754	16.7	259-506	51.2	0-6	0.00	87-149	58.4	409	3.9	143-0	74	122	27	28	605	5.8

Don Reeverts

#34 • F • 6-4 • 195 • Knoxville, Tenn. (Fulton HS)

Year	GP-GS	Min	Avg	FG-A	Pct	3FG-A	Pct	FT-A	Pct	Rebs	Avg	PF-FO	Ast	TO	Blk	Stl	Pts	Avg
1956-57	12--	--	--	6-14	42.9	--	--	5-12	41.7	19	1.6	11--	--	--	--	--	17	1.4
1957-58	22--	--	--	54-92	58.7	--	--	33-72	45.8	105	4.8	36--	--	--	--	--	141	6.4
1958-59	22--	--	--	50-114	43.9	--	--	48-77	62.3	121	5.5	54-0	--	--	--	--	148	6.7
Totals	56--	--	--	110-220	50.0	--	--	86-161	53.4	245	4.4	101-0	--	--	--	--	306	5.5

Anthony Richardson

#20 • F • 6-6 • 195 • Goldsboro, N.C. (Goldsboro HS)



Josh Richardson #1 • G • 6-6 • 200 • Edmond, Okla. (Santa Fe HS)

Year	GP-GS	Min	Avg	FG-A	Pct	3FG-A	Pct	FT-A	Pct	Rebs	Avg	PF-FO	Ast	TO	Blk	Stl	Pts	Avg
2011-12	34-9	54.3	16.0	36-102	.353	9-38	.237	16-25	.640	47	1.4	61-0	24	32	19	18	97	2.9
2012-13	33-33	101.3	30.7	99-211	.469	9-42	.214	54-78	.692	143	4.3	82-0	51	55	23	35	261	7.9
2013-14	37-36	112.2	30.3	139-293	.474	34-100	.340	69-87	.793	106	2.9	79-0	56	37	30	27	381	10.3
2014-15	32-32	116.2	36.3	184-399	.461	46-128	.359	99-124	.798	143	4.5	79-4	115	85	16	67	513	16.0
Totals	136-110	384.0	28.2	458-1005	.456	98-308	.318	238-314	.758	439	3.2	301-4	246	209	88	147	1252	9.2

Lloyd Richardson #21 • F • 6-8 • 210 • Rogersville, Tenn. (Rogersville HS)

Year	GP-GS	Min	Avg	FG-A	Pct	3FG-A	Pct	FT-A	Pct	Rebs	Avg	PF-FO	Ast	TO	Blk	Stl	Pts	Avg
1970-71	28--	--	--	58-131	.443	--	--	34-42	.810	119	4.3	38-1	8	--	--	--	150	5.4
1971-72	24--	--	--	71-174	.408	--	--	28-37	.757	128	5.3	36-0	48	--	--	--	170	7.1
1972-73	21--	--	--	15-34	.441	--	--	5-12	.417	33	1.6	11-0	7	--	--	--	35	1.7
Totals	73--	--	--	144-339	.425	--	--	67-91	.736	280	3.8	85-1	63	--	--	--	355	4.9

Bob Risser #20 • G • 6-1 • 170 • Nashville, Tenn. (Des Moines [Iowa] Roosevelt HS)

Year	GP-GS	Min	Avg	FG-A	Pct	3FG-A	Pct	FT-A	Pct	Rebs	Avg	PF-FO	Ast	TO	Blk	Stl	Pts	Avg
1956-57	16--	--	--	7-23	.304	--	--	2-3	.667	12	0.8	13--	--	--	--	--	16	1.0
1957-58	23--	--	--	84-214	.393	--	--	37-54	.685	78	3.4	62--	--	--	--	--	205	8.9
1958-59	21--	--	--	44-125	.352	--	--	13-21	.619	30	1.4	48-2	--	--	--	--	101	4.8
Totals	60--	--	--	135-362	.373	--	--	52-78	.667	120	2.0	123-2	--	--	--	--	322	5.4

Steve Rivers #25 • G • 6-5 • 215 • Charlotte, N.C. (West Charlotte HS)

Year	GP-GS	Min	Avg	FG-A	Pct	3FG-A	Pct	FT-A	Pct	Rebs	Avg	PF-FO	Ast	TO	Blk	Stl	Pts	Avg
1989-90	27-17	34.6	12.8	34-84	.405	0-0	.000	16-28	.571	54	2.0	40-0	28	20	3	20	84	3.1
1990-91	34-22	73.7	21.7	74-154	.481	0-2	.000	40-61	.656	134	3.9	61-0	67	58	17	24	188	5.5
1991-92	27-0	39.5	14.6	37-91	.407	3-4	.750	15-19	.789	59	2.2	42-0	27	23	4	19	92	3.4
Totals	88-39	147.8	16.8	145-329	.441	3-6	.500	71-108	.657	247	2.8	143-0	122	101	24	63	364	4.1

Austin "Red" Robbins #32 • F/C • 6-9 • 200 • Groveland, Fla. (Groveland HS/Chipola JC)

Year	GP-GS	Min	Avg	FG-A	Pct	3FG-A	Pct	FT-A	Pct	Rebs	Avg	PF-FO	Ast	TO	Blk	Stl	Pts	Avg
1964-65	22--	--	--	89-184	.484	--	--	47-76	.618	198	9.0	55-0	--	--	--	--	225	10.2
1965-66	26--	--	--	172-361	.476	--	--	101-139	.727	327	12.6	68-0	--	--	--	--	445	17.1
Totals	48--	--	--	261-545	.479	--	--	148-215	.688	525	10.9	123-0	--	--	--	--	670	14.0

Maurice Robertson #42 • F • 6-5 • 210 • New Orleans, La. (St. Augustine HS)

Year	GP-GS	Min	Avg	FG-A	Pct	3FG-A	Pct	FT-A	Pct	Rebs	Avg	PF-FO	Ast	TO	Blk	Stl	Pts	Avg
1995-96	19-5	24.6	12.9	25-66	.379	3-9	.333	15-17	.882	45	2.4	28-0	12	29	0	2	68	3.6
1996-97	1-0	1	1.0	0-0	.000	0-0	.000	0-0	.000	1	1.0	0-0	0	0	0	0	0	0.0
Totals	20-5	24.7	12.4	25-66	.379	3-9	.333	15-17	.882	46	2.3	28-0	12	29	0	2	68	3.4

Pat Robinette #30 • G • 6-2 • 178 • Bristol, Va. (Virginia HS)

Year	GP-GS	Min	Avg	FG-A	Pct	3FG-A	Pct	FT-A	Pct	Rebs	Avg	PF-FO	Ast	TO	Blk	Stl	Pts	Avg
1962-63	22--	--	--	19-46	.413	--	--	6-11	.545	27	1.2	22-1	--	--	--	--	44	2.0
1963-64	23--	--	--	39-97	.402	--	--	12-24	.500	58	2.5	32-0	--	--	--	--	90	3.9
1964-65	24--	--	--	53-153	.346	--	--	52-58	.897	79	3.3	50-1	--	--	--	--	158	6.6
Totals	69--	--	--	111-296	.375	--	--	70-93	.753	164	2.4	104-2	--	--	--	--	292	4.2

Larry Robinson #43 • F • 6-5 • 190 • Appomattox, Va. (Carver-Price HS/Ferrum JC)

Year	GP-GS	Min	Avg	FG-A	Pct	3FG-A	Pct	FT-A	Pct	Rebs	Avg	PF-FO	Ast	TO	Blk	Stl	Pts	Avg
1971-72	25--	--	--	89-162	.549	--	--	77-108	.713	225	9.0	86-7	41	--	--	--	255	10.2
1972-73	24--	--	--	115-178	.646	--	--	50-80	.625	204	8.5	81-6	41	--	--	--	280	11.7
Totals	49--	--	--	204-340	.600	--	--	127-188	.676	429	8.8	167-13	82	--	--	--	535	10.9

Ron Robinson #54 • F • 6-9 • 230 • Cookeville, Tenn. (Cookeville HS)

Year	GP-GS	Min	Avg	FG-A	Pct	3FG-A	Pct	FT-A	Pct	Rebs	Avg	PF-FO	Ast	TO	Blk	Stl	Pts	Avg
1989-90	2-0	6	3.0	1-3	.333	0-0	.000	2-2	1.000	2	1.0	0-0	0	0	1	0	2	1.0
1990-91	3-0	23	7.7	1-5	.200	0-1	.000	2-2	1.000	6	2.0	3-0	0	2	0	0	4	1.3
Totals	5-0	29	5.8	2-8	.250	0-2	.000	2-2	1.000	8	1.6	3-0	0	2	1	0	6	1.2

Doug Roth #50 • C • 6-11 • 255 • Knoxville, Tenn. (Karns HS)

Year	GP-GS	Min	Avg	FG-A	Pct	3FG-A	Pct	FT-A	Pct	Rebs	Avg	PF-FO	Ast	TO	Blk	Stl	Pts	Avg
1985-86	26-3	36.6	14.1	38-97	.392	--	--	11-13	.846	57	2.2	49-1	12	22	18	9	87	3.3
1986-87	29-29	87.9	30.3	120-247	.486	8-14	.571	32-48	.667	201	6.9	92-2	29	45	32	11	280	9.7
1987-88	29-21	58.2	20.1	84-200	.420	9-25	.360	22-36	.611	141	4.9	75-3	39	45	36	12	199	6.9
1988-89	30-28	82.0	27.3	127-239	.531	11-31	.355	32-56	.571	243	8.1	85-2	62	62	60	28	297	9.9
Totals	114-81	264.7	23.2	369-783	.471	28-70	.400	97-153	.634	642	5.6	301-8	142	174	146	60	863	7.6

Rob Sandford #32 • F • 6-5 • 170 • Chattanooga, Tenn. (Red Bank HS)

Year	GP-GS	Min	Avg	FG-A	Pct	3FG-A	Pct	FT-A	Pct	Rebs	Avg	PF-FO	Ast	TO	Blk	Stl	Pts	Avg
1962-63	3--	--	--	0-1	.000	--	--	0-1	.000	0	0.0	0-0	--	--	--	--	0	0.0

Bob Schaumann #17 • C • 6-5 • 195 • Michigan City, Ind. (Isaac Elston HS)

Year	GP-GS	Min	Avg	FG-A	Pct	3FG-A	Pct	FT-A	Pct	Rebs	Avg	PF-FO	Ast	TO	Blk	Stl	Pts	Avg
1959-60	1--	--	--	1-1	1.000	--	--	0-0	.000	1	1.0	0-0	--	--	--	--	2	2.0
1960-61	1--	--	--	0-0	.000	--	--	0-0	.000	0	0.0	0-0	--	--	--	--	0	0.0
Totals	2--	--	--	1-1	1.000	--	--	0-0	.000	1	0.5	0-0	--	--	--	--	2	1.0

Admiral Schofield #5 • G • 6-5 • 241 • Zion, Ill. (Zion-Benton Township HS)

Year	GP-GS	Min	Avg	FG-A	Pct	3FG-A	Pct	FT-A	Pct	Rebs	Avg	PF-FO	Ast	TO	Blk	Stl	Pts	Avg
2015-16	32-22	59.8	18.7	92-207	.444	25-83	.301	35-39	.897	129	4.0	88-2	29	22	10	12	244	7.6
2016-17	28-1	53.3	19.0	78-172	.453	21-54	.389	53-68	.779	124	4.4	65-2	31	32	5	9	230	8.2
2017-18	35-34	98.2	28.1	177-396	.447	64-162	.395	68-90	.756	224	6.4	102-5	52	63	15	34	486	13.9
2018-19	37-37	117.4	31.7	238-502	.474	74-177	.418	60-86	.698	227	6.1	94-2	75	70	17	33	610	16.5
Totals	132-94	328.7	24.9	585-1277	.458	184-476	.387	216-283	.763	704	5.3	349-11	177	187	47	88	1570	11.9

Danny Schultz #14 • G • 6-0 • 165 • Middlesboro, Ky. (Middlesboro HS)

Year	GP-GS	Min	Avg	FG-A	Pct	3FG-A	Pct	FT-A	Pct	Rebs	Avg	PF-FO	Ast	TO	Blk	Stl	Pts	Avg
1962-63	21--	--	--	122-298	.409	--	--	89-102	.873	49	2.3	41-2	--	--	--	--	333	15.9
1963-64	24--	--	--	169-357	.473	--												

ALL-TIME PLAYER STATS

Charles Scott

#50 • F • 6-4 • 200 • Knoxville, Tenn. (West HS)

Year	GP-GS	Min	Avg	FG-A	Pct	3FG-A	Pct	FT-A	Pct	Rebs	Avg	PF-FO	Ast	TO	Blk	Stl	Pts	Avg
1956-57	4--	--	--	--	1-1.100	--	--	0-2.000	0	0.0	0	1--	--	--	--	--	2	1.5
1957-58	21--	--	--	--	30-77.390	--	--	21-33.636	83	4.0	27--	--	--	--	--	--	81	3.9
1958-59	22--	--	--	--	48-130.369	--	--	32-57.561	155	7.0	46-1	--	--	--	--	--	128	5.8
Totals	47--	--	--	--	79-208.380	--	--	53-92.576	238	5.1	74-1	--	--	--	--	--	211	4.5

Bill Seale

#53 • C • 6-6 • 190 • El Paso, Texas (Eastwood HS)

Year	GP-GS	Min	Avg	FG-A	Pct	3FG-A	Pct	FT-A	Pct	Rebs	Avg	PF-FO	Ast	TO	Blk	Stl	Pts	Avg
1972-73	5--	--	--	--	1-2.500	--	--	6-8.750	3	0.6	3-0	0	--	--	--	--	8	1.6
1973-74	5--	--	--	--	2-8.250	--	--	2-5.400	9	1.8	5-0	0	--	--	--	--	6	1.2
Totals	10--	--	--	--	3-10.300	--	--	8-13.615	12	1.2	8-0	0	--	--	--	--	14	1.4

Anthony Sewell

#12 • G • 5-10 • 175 • Knoxville, Tenn. (Carter HS)

Year	GP-GS	Min	Avg	FG-A	Pct	3FG-A	Pct	FT-A	Pct	Rebs	Avg	PF-FO	Ast	TO	Blk	Stl	Pts	Avg
1995-96	1-0	1	1.0	0-0.000	0-0.000	1-2.500	0-0.000	1-2.500	1	1.0	0-0	0	0	0	0	0	1	1.0
1996-97	1-0	2	2.0	0-0.000	0-0.000	0-0.000	0-0.000	0-0-0	0	0.0	0-0	0	0	0	0	0	0	0.0
1997-98	16-0	66	4.1	2-9.222	1-5.200	0-0.000	0-0.000	8-10.800	10	0.4	10-0	4	10	0	0	3	5	0.3
Totals	18-0	69	3.8	2-9.222	1-5.200	1-2.500	1-2.500	9-10.900	9	0.5	10-0	4	11	0	0	3	6	0.3

John Sheffield

#22/#23

Year	GP-GS	Min	Avg	FG-A	Pct	3FG-A	Pct	FT-A	Pct	Rebs	Avg	PF-FO	Ast	TO	Blk	Stl	Pts	Avg
1961-62	18--	--	--	--	45-145.310	--	--	37-44.841	841	46	2.6	54-3	--	--	--	--	127	7.1

Shun Sheffield

#50 • F/C • 6-10 • 230 • Albany, Ga. (Westover HS)

Year	GP-GS	Min	Avg	FG-A	Pct	3FG-A	Pct	FT-A	Pct	Rebs	Avg	PF-FO	Ast	TO	Blk	Stl	Pts	Avg
1991-92	24-0	177	7.4	13-26.500	0-0.000	10-24.417	33	1.4	27-0	3	15	1	5	6	36	1.5	74	2.7
1992-93	27-9	328	12.1	27-64.422	0-0.000	20-28.714	70	2.6	38-0	8	20	8	20	8	6	34	1.5	
1993-94	26-18	557	21.4	95-159.597	0-0.000	64-90.711	102	3.9	62-0	22	47	28	9	254	9.8	254	9.8	
Totals	77-27	1062	13.8	135-249.542	0-0.000	94-142.662	205	2.7	127-0	33	82	37	20	364	4.7	364	4.7	

Dalen Showalter

#42 • F • 6-6 • 195 • Logansport, Ind. (Logansport HS)

Year	GP-GS	Min	Avg	FG-A	Pct	3FG-A	Pct	FT-A	Pct	Rebs	Avg	PF-FO	Ast	TO	Blk	Stl	Pts	Avg
1957-58	23--	--	--	--	116-310.374	--	--	47-85.553	270	11.7	38--	--	--	--	--	--	279	12.1
1958-59	22--	--	--	--	102-276.370	--	--	73-107.682	211	9.6	52-2	--	--	--	--	--	277	12.6
1959-60	23--	--	--	--	126-326.387	--	--	86-118.729	222	9.7	56-1	--	--	--	--	--	338	14.7
Totals	68--	--	--	--	344-912.377	--	--	206-310.665	703	10.3	146-3	--	--	--	--	--	894	13.1

Gene Simpson

#12 • G

Year	GP-GS	Min	Avg	FG-A	Pct	3FG-A	Pct	FT-A	Pct	Rebs	Avg	PF-FO	Ast	TO	Blk	Stl	Pts	Avg
1955-56	14--	--	--	--	12-30.400	--	--	15-28.536	25	1.8	14--	--	--	--	--	--	39	2.8

Ron Slay

#35 • F • 6-8 • 240 • Nashville, Tenn. (Pearl-Cohn HS/Oak Hill Academy)

Year	GP-GS	Min	Avg	FG-A	Pct	3FG-A	Pct	FT-A	Pct	Rebs	Avg	PF-FO	Ast	TO	Blk	Stl	Pts	Avg
1999-00	33-1	572	17.3	117-229.511	11-27.407	75-94.798	146	4.4	69-3	17	47	7	17	320	9.7	320	9.7	
2000-01	33-7	749	22.7	145-289.502	16-45.356	120-171.702	176	5.3	98-3	33	65	9	11	426	12.9	426	12.9	
2001-02	14-11	342	24.4	70-143.490	11-32.344	56-74.757	91	6.5	38-1	29	42	0	4	207	14.8	207	14.8	
2002-03	29-29	991	34.2	211-434.486	43-115.374	151-193.782	226	7.8	86-3	61	108	4	21	616	21.2	616	21.2	
Totals	109-48	2654	24.3	543-1095.496	81-219.370	402-532.756	639	5.9	291-10	140	262	20	53	1569	14.4	1569	14.4	

David Smith

#15 • G • 6-1 • 170 • Urichville, Ohio (Claymont HS)

Year	GP-GS	Min	Avg	FG-A	Pct	3FG-A	Pct	FT-A	Pct	Rebs	Avg	PF-FO	Ast	TO	Blk	Stl	Pts	Avg
1973-74	2--	--	--	--	1-4.250	--	--	0-0.000	1	0.5	2-0	1	--	--	--	--	2	1.0

Eric Smith

#21 • G • 6-1 • 190 • Chattanooga, Tenn. (Baylor HS)

Year	GP-GS	Min	Avg	FG-A	Pct	3FG-A	Pct	FT-A	Pct	Rebs	Avg	PF-FO	Ast	TO	Blk	Stl	Pts	Avg
1987-88	6-0	16	2.7	0-3.000	0-1.000	3-4.750	1	0.2	2-0	4	0	0	0	0	0	0	3	0.5
1988-89	4-0	7	1.8	2-4.500	1-1.100	2-2.100	2	0.5	0-0	1	2	0	0	0	0	0	7	1.8
1989-90	4-0	14	3.5	2-4.500	0-0.000	5-6.833	3	0.8	0-0	5	5	0	1	9	2	3	1.9	
Totals	14-0	37	2.6	4-11.364	1-2.500	10-12.833	6	0.4	2-0	10	11	0	1	19	1.4	19	1.4	

JaJuan Smith

#10/#2 • G • 6-2 • 190 • Cleveland, Tenn. (McMinn County HS)

Year	GP-GS	Min	Avg	FG-A	Pct	3FG-A	Pct	FT-A	Pct	Rebs	Avg	PF-FO	Ast	TO	Blk	Stl	Pts	Avg
2004-05	25-0	200	8.0	17-54.315	10-34.294	4-9.444	20	0.8	15-0	11	10	1	9	48	1.9	48	1.9	
2005-06	30-0	720	24.0	95-239.397	61-162.377	33-58.569	92	3.1	57-0	57	40	3	40	284	9.5	284	9.5	
2006-07	35-35	1012	28.9	185-402.455	89-242.368	78-107.729	159	4.5	90-2	46	63	8	73	533	15.2	533	15.2	
2007-08	36-36	992	27.6	174-377.462	93-243.383	78-102.765	134	3.7	88-2	81	61	1	61	519	14.4	519	14.4	
Totals	126-71	2924	23.2	469-1072.438	253-681.372	193-276.699	405	3.2	250-4	195	174	13	183	1384	11.0	1384	11.0	

Jordan Smith

#21 • F • 6-4 • 190 • Knoxville, Tenn. (West HS)

Year	GP-GS	Min	Avg	FG-A	Pct	3FG-A	Pct	FT-A	Pct	Rebs	Avg	PF-FO	Ast	TO	Blk	Stl	Pts	Avg
2005-06	4-0	4	1.0	0-0.000	0-0.000	0-0.000	2	0.5	0-0	0	4	1	0	0	0	0	0	

Ramar Smith

#12 • G • 6-2 • 185 • Mt. Clemens, Mich. (Martin Luther King HS)

Year	GP-GS	Min	Avg	FG-A	Pct	3FG-A	Pct	FT-A	Pct	Rebs	Avg	PF-FO	Ast	TO	Blk	Stl	Pts	Avg
2006-07	35-28	952	27.2	128-293.437	18-58.310	102-154.662	117	3.3	87-2	108	87	9	40	376	10.7	376	10.7	
2007-08	36-17	768	21.3	92-211.436	5-22.227	78-133.586	84	2.3	91-0	116	77	1	40	267	7.4	267	7.4	
Totals	71-45	1720	24.2	220-504.437	23-80.288	180-287.627	201	2.8	178-2	224	164	10	80	643	9.1	643	9.1	

Tyler Smith #1 • F • 6-7 • 215 • Pulaski, Tenn. (Giles County HS/Hargrave Acad./University of Iowa)

Year	GP-GS	Min	Avg	FG-A	Pct	3FG-A	Pct	FT-A	Pct	Rebs	Avg	PF-FO	Ast	TO	Blk	Stl	Pts	Avg
2007-08	36-35	1017	28.3	181-338.536	14-37.378	113-160.706	242	6.7	92-1	122	79	20	50	489	13.6	489	13.6	
2008-09	34-34	1107	32.6	196-446.439	28-96.292	170-222.766	196	5.8	72-0	114	70	7	25	590	17.4	590	17.4	
2009-10	12-12	321	26.8	47-82.573	0-3.000	46-66.697	56	4.7	24-1	44	16	3	17	140	11.7	140	11.7	
Totals	82-81	2445	29.8	424-866.490	42-136.309	329-448.734	494	6.0	188-2	280	165	30	92	1219	14.9	1219	14.9	

Mike Smithson

#41 • F • 6-8 • 185 • Centerville, Tenn. (Hickman County HS)

Year</



Fred Smithwick #31 • F • 6-7 • 217 • Memphis, Tenn. (Christian Brothers HS)

Year	GP-GS	Min	Avg	FG-A	Pct	3FG-A	Pct	FT-A	Pct	Rebs	Avg	PF-FO	Ast	TO	Blk	Stl	Pts	Avg
2001-02	2-0	2	1.0	0-0	0.000	0-0	0.000	0	0.0	0	0.0	0	0	0	0	0	0	0.0
2002-03	3-0	4	1.3	0-0	0.000	0-0	0.000	1	0.3	1	0.3	1	0	2	0	0	0	0.0
2003-04	6-0	7	1.2	1-3	33.3	1-11	0.000	2	2.1	1	0.2	2	0	1	0	0	5	0.8
2004-05	5-1	10	2.0	0-1	0.000	0-0	0.000	1	2.500	4	0.8	1	0	1	0	2	1	0.2
Totals	16-1	23	1.4	1-4	25.0	1-11	0.000	3	4.750	6	0.4	4	0	3	0	2	6	0.4

John Snodgrass #54 • C • 6-10 • 195 • Chattanooga, Tenn. (McCallie HS)

Year	GP-GS	Min	Avg	FG-A	Pct	3FG-A	Pct	FT-A	Pct	Rebs	Avg	PF-FO	Ast	TO	Blk	Stl	Pts	Avg
1983-84	16-0	81	5.1	10-17	.588	--	--	5-5	1.00	15	0.9	14-0	3	7	4	2	25	1.6
1984-85	16-0	76	4.8	7-13	.538	--	--	0-2	0.00	14	0.9	13-0	1	4	2	0	14	0.9
Totals	32-0	157	4.9	17-30	.567	--	--	5-7	.714	29	0.9	27-0	4	11	6	2	39	1.2

John Snow #45 • G • 6-0 • 165 • Newark, Ohio (Newark HS)

Year	GP-GS	Min	Avg	FG-A	Pct	3FG-A	Pct	FT-A	Pct	Rebs	Avg	PF-FO	Ast	TO	Blk	Stl	Pts	Avg
1971-72	20--	--	--	83-191	.435	--	--	36-48	.750	76	3.8	31-0	40	--	--	--	202	10.1
1972-73	24--	--	--	136-299	.455	--	--	43-52	.827	97	4.0	68-2	53	--	--	--	315	13.1
1973-74	26--	--	--	173-412	.420	--	--	81-91	.890	95	3.7	68-2	47	--	--	--	427	16.4
Totals	70--	--	--	392-902	.435	--	--	160-191	.838	268	3.8	167-4	140	--	--	--	944	13.5

Russ Spivey #22 • G • 6-2 • 175 • McMinnville, Tenn. (Warren County HS)

Year	GP-GS	Min	Avg	FG-A	Pct	3FG-A	Pct	FT-A	Pct	Rebs	Avg	PF-FO	Ast	TO	Blk	Stl	Pts	Avg
1985-86	6-0	8	1.3	0-1	0.000	--	--	0-0	0.000	1	0.2	1-0	0	1	0	0	0	0.0
1986-87	11-0	44	4.0	4-9	.444	1-4	.250	4-7	.571	9	0.8	1-0	7	4	0	3	13	1.2
1987-88	8-4	38	4.8	0-4	0.000	0-3	0.000	2-2	1.00	3	0.4	2-0	5	2	0	1	2	0.3
Totals	25-4	90	3.6	4-14	.286	1-7	.143	6-9	.667	13	0.5	4-0	12	7	0	4	15	0.6

Jaden Springer #11 • G • 6-4 • 204 • Charlotte, N.C. (IMG Academy [Fla.])

Year	GP-GS	Min	Avg	FG-A	Pct	3FG-A	Pct	FT-A	Pct	Rebs	Avg	PF-FO	Ast	TO	Blk	Stl	Pts	Avg
2020-21	25-15	647	25.9	106-227	.467	20-46	.435	81-100	.810	88	3.5	51-1	73	60	11	30	313	12.5

Mike Stapleton #20 • F • 6-4 • 200 • Salem, Ohio (Salem HS)

Year	GP-GS	Min	Avg	FG-A	Pct	3FG-A	Pct	FT-A	Pct	Rebs	Avg	PF-FO	Ast	TO	Blk	Stl	Pts	Avg
1976-77	6--	--	--	1-7	.143	--	--	2-2	1.00	6	1.0	4-0	0	--	--	--	4	0.7
1977-78	7--	--	--	2-8	.250	--	--	6-6	1.00	8	1.1	2-0	2	1	0	10	14	1.4
1978-79	9--	26	2.9	1-4	.250	--	--	0-1	0.000	5	0.6	14-1	4	6	2	0	2	0.2
1979-80	6-1	18	3.0	1-3	.333	--	--	3-4	.750	5	0.8	4-0	2	2	1	1	5	0.8
Totals	28-1	44	--	5-22	.227	--	--	11-13	.846	24	0.9	24-1	6	10	4	1	21	0.8

Jarnell Stokes #5 • F • 6-8 • 260 • Memphis, Tenn. (Southwind HS)

Year	GP-GS	Min	Avg	FG-A	Pct	3FG-A	Pct	FT-A	Pct	Rebs	Avg	PF-FO	Ast	TO	Blk	Stl	Pts	Avg
2011-12	17-14	436	25.6	63-118	.534	0-3	0.000	37-65	.569	126	7.4	39-1	12	35	23	16	163	9.6
2012-13	33-33	952	28.8	149-282	.528	0-0	0.000	110-194	.567	318	9.6	78-4	42	68	37	23	408	12.4
2013-14	37-37	1199	32.4	199-375	.531	0-0	0.000	160-230	.696	392	10.6	73-2	75	77	34	26	558	15.1
Totals	87-84	2587	29.7	411-775	.530	0-3	0.000	307-489	.628	836	9.6	190-7	129	180	94	65	1129	13.0

Derek Stribling #21 • F • 6-6 • 185 • Tallahassee, Fla. (Rickards HS)

Year	GP-GS	Min	Avg	FG-A	Pct	3FG-A	Pct	FT-A	Pct	Rebs	Avg	PF-FO	Ast	TO	Blk	Stl	Pts	Avg
2001-02	31-2	307	9.9	26-78	.333	1-6	.167	4-6	.667	38	1.2	29-0	16	26	1	10	57	1.8
2002-03	27-8	265	9.8	28-60	.467	1-1	1.000	16-18	.889	42	1.6	33-0	16	18	4	14	73	2.7
Totals	58-10	572	9.9	54-138	.391	2-7	.286	20-24	.833	80	1.4	62-0	32	44	5	24	130	2.2

Isaiah Sulack #31 • G • 6-5 • 186 • Knoxville, Tenn. (Believe Prep [S.C.]/Bossier Parish [La.] CC)

Year	GP-GS	Min	Avg	FG-A	Pct	3FG-A	Pct	FT-A	Pct	Rebs	Avg	PF-FO	Ast	TO	Blk	Stl	Pts	Avg
2021-22	3-0	5	1.7	0-1	0.000	0-0	0.000	0-0	0.000	0	0.0	0-0	0	0	0	0	0	0.0

Tyler Summitt #14 • G • 6-1 • 180 • Knoxville, Tenn. (The Webb School)

Year	GP-GS	Min	Avg	FG-A	Pct	3FG-A	Pct	FT-A	Pct	Rebs	Avg	PF-FO	Ast	TO	Blk	Stl	Pts	Avg
2010-11	4-0	7	1.8	1-11	0.000	1-11	0.000	0-0	0.000	1	0.3	0-0	0	0	0	0	3	0.8
2011-12	3-0	3	1.0	0-0	0.000	0-0	0.000	0	0.0	0	0.0	1-0	0	1	0	0	0	0.0
Totals	7-0	10	1.4	1-11	0.000	1-11	0.000	0-0	0.000	1	0.1	1-0	0	1	0	0	3	0.4

Clarence Swearingen #11 • G • 6-3 • 180 • Memphis, Tenn. (Kingsbury HS/Connors State JC)

Year	GP-GS	Min	Avg	FG-A	Pct	3FG-A	Pct	FT-A	Pct	Rebs	Avg	PF-FO	Ast	TO	Blk	Stl	Pts	Avg
1987-88	28-25	773	27.6	90-179	.503	1-8	.125	43-78	.551	56	2.0	84-5	122	77	5	55	224	8.0
1988-89	30-28	920	30.7	131-258	.508	3-20	.150	86-147	.585	101	3.4	92-4	141	85	5	66	351	11.7
Totals	58-53	1693	29.2	221-437	.506	4-28	.143	129-225	.573	157	2.7	176-9	263	162	7	121	575	9.9

Joe Sylve #43 • F • 6-5 • 185 • New Orleans, La. (Brother Martin HS)

Year	GP-GS	Min	Avg	FG-A	Pct	3FG-A	Pct	FT-A	Pct	Rebs	Avg	PF-FO	Ast	TO	Blk	Stl	Pts	Avg
1980-81	1--	2	2.0	0-3	0.000	--	--	0-0	0.000	2	2.0	1-0	0	0	0	0	0	0.0

Josh Tabb #25 • G • 6-4 • 193 • Carbondale, Ill. (Harmony Community School)

Year	GP-GS	Min	Avg	FG-A	Pct	3FG-A	Pct	FT-A	Pct	Rebs	Avg	PF-FO	Ast	TO	Blk	Stl	Pts	Avg
2006-07	35-3	616	17.6	53-106	.500	13-43	.302	5-13	.385	97	2.8	66-0	37	44	2	30	124	3.5
2007-08	28-0	261	9.3	16-33	.485	4-15	.267	0-2	0.000	43	1.5	22-0	31	15	2	19	36	1.3
2008-09	33-11	566	17.2	43-85	.506	14-33	.424	13-28	.464	59	1.8	55-0	56	33	4	24	113	3.4
Totals	96-14	1443	15.0	112-224	.500	31-90	.344	18-43	.419	199	2.1	143-0	124	92	8	73	273	2.8

Tom Tarver #17 • G • 6-1 • 165 • Knoxville, Tenn.

Year	GP-GS	Min	Avg	FG-A	Pct	3FG-A	Pct	FT-A	Pct	Rebs	Avg	PF-FO	Ast	TO	Blk	Stl	Pts	Avg
1948-49	9--	--	--	1-11	.091	--	--	1-3	.333	--	--	2--	--	--	--	--	3	0.3

Cameron Tatum #23 • G/F • 6-7 • 193 • Tucker, Ga. (Tucker HS/The Patterson School)

Year	GP-GS	Min	Avg	FG-A	Pct	3FG-A	Pct	FT-A	Pct	Rebs	Avg	PF-FO	Ast	TO	Blk	Stl	Pts	Avg
2007-08	7-0	74	10.6	13-26	.500	3-8	.375	6-14	.429	16	2.3	8-0	6	8	2	8	35	5.0
2008-09	34-4	626	18.4	91-217	.419	43-134	.321	32-53	.604	76	2.2	52-0	30	41	6	17	257	7.6
2009-10	29-6	491	16.9	75-156	.481	28-72	.389	38-56	.679	63	2.2	50-0	31	26	3	16	216	7.4
2010-11	34-33	857	25.2	97-259	.375	34-125	.272	70-105	.667	105	3.1	63-0	78	57	12	30	298	8.8
2011-12	34-34	991	29.1	93-264	.352	47-137	.343	44-58	.759	141	4.1	62-1	87	62	4	26		

ALL-TIME PLAYER STATS

Ron Taylor #15 • G • 6-3 • 190 • Moulton, Ala. (Lawrence County HS/NW Alabama State)

Year	GP-GS	Min	Avg	FG-A	Pct	3FG-A	Pct	FT-A	Pct	Rebs	Avg	PF-FO	Ast	TO	Blk	Stl	Pts	Avg
1988-89	19-3	187	9.8	31-83	.373	27-71	.380	5-9	.556	19	1.0	24-0	11	8	0	9	94	4.9
1989-90	29-8	477	16.4	69-172	.401	37-106	.349	13-24	.542	58	2.0	33-0	28	36	1	14	188	6.5
Totals	48-11	664	13.8	100-255	.392	64-177	.362	18-33	.545	77	1.6	57-0	39	44	1	23	282	5.9

Kenne Tettefeller #23 • G • 6-3 • 180 • Maryville, Tenn. (Everett HS/Walters State CC)

Year	GP-GS	Min	Avg	FG-A	Pct	3FG-A	Pct	FT-A	Pct	Rebs	Avg	PF-FO	Ast	TO	Blk	Stl	Pts	Avg
1977-78	14-	--	--	7-20	.350	--	--	6-8	.750	15	1.1	5-0	3	4	0	3	20	1.4
1978-79	17-	66	3.9	13-20	.650	--	--	7-9	.778	7	0.4	13-0	3	4	1	3	33	1.9
Totals	31-	66	--	20-40	.500	--	--	13-17	.765	22	0.7	18-0	6	8	1	6	53	1.7

Eddie Test #22 • G • 6-3 • 195 • Chattanooga, Tenn. (Central HS)

Year	GP-GS	Min	Avg	FG-A	Pct	3FG-A	Pct	FT-A	Pct	Rebs	Avg	PF-FO	Ast	TO	Blk	Stl	Pts	Avg
1959-60	23-	--	--	81-217	.373	--	--	63-89	.708	185	8.0	85-6	--	--	--	--	225	9.8
1960-61	25-	--	--	100-276	.362	--	--	80-125	.640	200	8.0	72-5	--	--	--	--	280	11.2
Totals	48-	--	--	181-493	.367	--	--	143-214	.668	385	8.0	157-11	--	--	--	--	505	10.5

Kyle Testerman #20 • F • 6-3 • 195 • Knoxville, Tenn. (Knoxville HS)

Year	GP-GS	Min	Avg	FG-A	Pct	3FG-A	Pct	FT-A	Pct	Rebs	Avg	PF-FO	Ast	TO	Blk	Stl	Pts	Avg
1953-54	1-	--	--	0-3	.000	--	--	0-0	.000	1	1.0	0-0	--	--	--	--	0	0.0
1954-55	5-	--	--	0-7	.000	--	--	3-6	.500	8	1.6	3-0	--	--	--	--	3	0.6
Totals	6-	--	--	0-10	.000	--	--	3-6	.500	9	1.5	3-0	--	--	--	--	3	0.5

Jack Thomas #17/#33

Year	GP-GS	Min	Avg	FG-A	Pct	3FG-A	Pct	FT-A	Pct	Rebs	Avg	PF-FO	Ast	TO	Blk	Stl	Pts	Avg
1947-48	13-	--	--	6-27	.222	--	--	3-8	.375	--	--	14--	--	--	--	--	15	1.2

Stacey Thomas #24 • C • 6-7 • 230 • Gainesville, Ga. (East Hall HS)

Year	GP-GS	Min	Avg	FG-A	Pct	3FG-A	Pct	FT-A	Pct	Rebs	Avg	PF-FO	Ast	TO	Blk	Stl	Pts	Avg
1984-85	21-0	175	8.3	24-54	.444	0-0	.000	7-13	.538	29	1.4	41-0	2	12	2	4	55	2.6

Darius Thompson #15 • G • 6-5 • 181 • Murfreesboro, Tenn. (Blackman HS)

Year	GP-GS	Min	Avg	FG-A	Pct	3FG-A	Pct	FT-A	Pct	Rebs	Avg	PF-FO	Ast	TO	Blk	Stl	Pts	Avg
2013-14	37-10	620	16.8	32-84	.381	8-41	.195	23-31	.742	73	2.0	56-2	87	34	8	36	95	2.6

Herman Thompson #15 • G • 5-11 • 160 • Alcoa, Tenn. (Alcoa HS)

Year	GP-GS	Min	Avg	FG-A	Pct	3FG-A	Pct	FT-A	Pct	Rebs	Avg	PF-FO	Ast	TO	Blk	Stl	Pts	Avg
1953-54	22-	--	--	62-178	.348	--	--	32-56	.571	73	3.3	50--	--	--	--	--	156	7.1
1954-55	22-	--	--	122-298	.409	--	--	66-97	.680	106	4.8	67--	--	--	--	--	310	14.1
1955-56	24-	--	--	159-414	.384	--	--	115-175	.657	120	5.0	62--	--	--	--	--	433	18.0
1956-57	22-	--	--	152-388	.392	--	--	116-155	.748	95	4.3	56--	--	--	--	--	420	19.1
Totals	90-	--	--	495-1278	.387	--	--	329-483	.681	394	4.4	235--	--	--	--	--	1319	14.7

Shaun Thompson #40 • F • 6-7 • 210 • Fitzgerald, Ga. (Fitzgerald HS)

Year	GP-GS	Min	Avg	FG-A	Pct	3FG-A	Pct	FT-A	Pct	Rebs	Avg	PF-FO	Ast	TO	Blk	Stl	Pts	Avg
1988-89	3-0	7	2.3	1-2	.500	0-0	.000	4-4	1.00	3	1.0	0-0	1	1	0	0	6	2.0
1989-90	8-2	78	9.8	7-14	.500	0-0	.000	2-5	.400	15	1.9	6-0	2	4	0	1	16	2.0
Totals	11-2	85	7.7	8-16	.500	0-0	.000	6-9	.667	18	1.6	6-0	3	5	0	1	22	2.0

Chuck Threeths #31 • C • 6-6 • 210 • Lackawanna, N.Y. (Lackawanna HS)

Year	GP-GS	Min	Avg	FG-A	Pct	3FG-A	Pct	FT-A	Pct	Rebs	Avg	PF-FO	Ast	TO	Blk	Stl	Pts	Avg
1976-77	27-	--	--	25-35	.714	--	--	6-23	.261	75	2.8	44-2	1	--	--	--	56	2.1
1977-78	8-	--	--	22-41	.537	--	--	8-21	.381	33	4.1	19-1	3	9	2	3	52	6.5
1978-79	32-	545	17.0	92-172	.535	--	--	25-55	.455	120	3.8	90-3	6	41	14	10	209	6.5
1979-80	24-3	301	12.5	45-85	.529	--	--	13-31	.419	94	3.9	54-1	4	35	6	7	103	4.3
Totals	91-3	846	--	184-333	.553	--	--	52-130	.400	322	3.5	207-7	14	85	22	20	420	4.6

Wayne Tiller #33 • F • 6-8 • 225 • Erin, Tenn. (Houston State HS)

Year	GP-GS	Min	Avg	FG-A	Pct	3FG-A	Pct	FT-A	Pct	Rebs	Avg	PF-FO	Ast	TO	Blk	Stl	Pts	Avg
1984-85	1-0	4	4.0	0-0	.000	--	--	0-0	.000	1	1.0	1-0	2	0	0	0	0	0.0

Wayne Tomlinson #51 • F • 6-9 • 210 • El Paso, Texas (Eastwood HS)

Year	GP-GS	Min	Avg	FG-A	Pct	3FG-A	Pct	FT-A	Pct	Rebs	Avg	PF-FO	Ast	TO	Blk	Stl	Pts	Avg
1971-72	22-	--	--	18-30	.600	--	--	18-28	.643	76	3.5	41-2	7	--	--	--	54	2.5
1972-73	22-	--	--	35-58	.603	--	--	48-58	.828	86	3.9	63-3	17	--	--	--	118	5.4
1973-74	25-	--	--	45-81	.556	--	--	25-39	.641	152	5.3	68-2	26	--	--	--	115	4.6
Totals	69-	--	--	98-169	.580	--	--	91-125	.728	294	4.3	172-7	50	--	--	--	287	4.2

Gene Tormohlen #54 • C • 6-8 • 215 • Holland, Ind. (Holland HS)

Year	GP-GS	Min	Avg	FG-A	Pct	3FG-A	Pct	FT-A	Pct	Rebs	Avg	PF-FO	Ast	TO	Blk	Stl	Pts	Avg
1956-57	22-	--	--	109-258	.422	--	--	57-110	.518	357	16.2	85--	--	--	--	--	275	12.5
1957-58	23-	--	--	141-330	.427	--	--	90-136	.662	384	16.7	87--	--	--	--	--	372	16.2
1958-59	21-	--	--	142-366	.388	--	--	89-139	.640	372	17.7	80-6	--	--	--	--	373	17.8
Totals	66-	--	--	392-954	.411	--	--	236-385	.613	1113	16.9	252-6	--	--	--	--	1020	15.5

Vinnie Tracey #21 • F • 6-5 • 185 • North Baltimore, N.Y. (Maria Regina HS/Boston College)

Year	GP-GS	Min	Avg	FG-A	Pct	3FG-A	Pct	FT-A	Pct	Rebs	Avg	PF-FO	Ast	TO	Blk	Stl	Pts	Avg
1973-74	11-	--	--	3-19	.158	--	--	3-5	.600	9	0.8	9-0	1	--	--	--	9	0.8
1974-75	4-	--	--	4-7	.571	--	--	0-0	.000	3	0.8	3-0	1	--	--	--	8	2.0
Totals	15-	--	--	7-26	.269	--	--	3-5	.600	12	0.8	12-0	2	--	--	--	17	1.1

Tom Tracy #11

Year	GP-GS	Min	Avg	FG-A	Pct	3FG-A	Pct	FT-A	Pct	Rebs	Avg	PF-FO	Ast	TO	Blk	Stl	Pts	Avg
1954-55	4-	--	--	0-3	.000	--	--	1-2	.500	2	0.5	2-0	--	--	--	--	1	0.3

Joe Treadway #21 • G • 5-10 • 150 • Happy Valley, Tenn.

Year	GP-GS	Min	Avg	FG-A	Pct	3FG-A	Pct	FT-A	Pct	Rebs	Avg	PF-FO	Ast	TO	Blk	Stl	Pts	Avg
1950-51	9-	--	--	11-29	.379	--	--	14-18	.778	--	--	8--	--	--	--	--	36	4.0
1951-52	13-	--	--	16-44	.364	--	--	7-13	.538	--	--	15--	--	--	--	--	39	3.0
Totals	22-	--	--	27-73	.370	--	--	21-31	.677	--	--	23--	--	--	--	--	75	3.4



Eric Turner #35 • G • 6-4 • 180 • Carson, Calif. (Susan Miller Dorsey HS/LA City College)

Year	GP-GS	Min	Avg	FG-A	Pct	3FG-A	Pct	FT-A	Pct	Rebs	Avg	PF-FO	Ast	TO	Blk	Stl	Pts	Avg	
1988-89	1-0	1	1.0	0-0	0.000	0-0	0.000	0-0	0.000	0	0.0	0-0	0	0	1	0	1	0	0.0

Lamonté Turner #1 • G • 6-2 • 187 • Florence, Ala. (IMG Academy [Fla.])

Year	GP-GS	Min	Avg	FG-A	Pct	3FG-A	Pct	FT-A	Pct	Rebs	Avg	PF-FO	Ast	TO	Blk	Stl	Pts	Avg
2016-17	32-6	663	20.7	76-214	35.5	41-125	32.8	70-91	76.9	81	2.5	67-0	86	55	6	19	263	8.2
2017-18	35-0	885	25.3	118-296	39.9	70-177	39.5	75-85	88.2	111	3.2	70-2	78	43	2	24	381	10.9
2018-19	28-19	867	31.0	109-258	42.2	49-153	32.0	40-51	78.4	77	2.8	70-1	105	42	3	35	307	11.0
2019-20	11-11	369	33.5	40-129	31.0	11-47	23.4	44-59	74.6	39	3.5	21-0	78	42	2	20	135	12.3
Totals	106-36	2784	26.3	343-897	38.2	171-502	34.1	229-286	80.1	308	2.9	228-3	347	182	13	98	1086	10.2

Zach Turner #30 • F • 6-7 • 245 • Charlotte, N.C. (Christian HS)

Year	GP-GS	Min	Avg	FG-A	Pct	3FG-A	Pct	FT-A	Pct	Rebs	Avg	PF-FO	Ast	TO	Blk	Stl	Pts	Avg
1999-00	11-0	21	1.9	3-8	37.5	0-0	0.000	0-2	0.000	6	0.5	2-0	1	4	2	1	6	0.5
2000-01	8-0	14	1.8	1-4	25.0	0-0	0.000	4	0.5	1-0	0	3-0	1	0	0	2	0.3	
2001-02	8-0	14	1.8	2-5	40.0	0-0	0.000	3	0.4	3-0	0	1	0	0	0	4	0.5	
2002-03	6-1	10	1.7	1-4	25.0	0-1	0.000	5	0.8	0-0	1	1	0	0	0	2	0.3	
Totals	33-1	59	1.8	7-21	33.3	0-1	0.000	0-4	0.000	18	0.5	6-0	2	9	3	1	14	0.4

Steve Van Antwerp #34 • G • 6-3 • 165 • Franklin, Ind. (Franklin HS)

Year	GP-GS	Min	Avg	FG-A	Pct	3FG-A	Pct	FT-A	Pct	Rebs	Avg	PF-FO	Ast	TO	Blk	Stl	Pts	Avg
1960-61	6--	--	--	2-8	25.0	--	--	0-2	0.000	4	0.7	1-0	--	--	--	--	4	0.7

Santiago Vescovi #25 • G • 6-3 • 191 • Montevideo, Uruguay (NBA Global Academy (Canberra, Australia))

Year	GP-GS	Min	Avg	FG-A	Pct	3FG-A	Pct	FT-A	Pct	Rebs	Avg	PF-FO	Ast	TO	Blk	Stl	Pts	Avg
2019-20	19-19	575	30.3	63-169	37.3	36-100	36.0	42-51	82.4	62	3.3	61-2	70	67	3	23	204	10.7
2020-21	27-23	790	29.3	71-183	38.8	53-142	37.3	40-49	81.6	101	3.7	62-0	84	51	1	32	235	8.7
2021-22	35-35	1093	31.2	145-351	41.3	102-253	40.3	73-92	79.3	154	4.4	87-1	111	56	8	59	465	13.3
Totals	81-77	2458	30.3	279-703	39.7	191-495	38.6	155-192	80.7	317	3.9	210-3	265	174	12	114	904	11.2

Isiah Victor #44 • F • 6-9 • 220 • Hopkinsville, Ky. (University Heights HS)

Year	GP-GS	Min	Avg	FG-A	Pct	3FG-A	Pct	FT-A	Pct	Rebs	Avg	PF-FO	Ast	TO	Blk	Stl	Pts	Avg
1997-98	29-7	599	20.7	78-154	50.6	2-6	33.3	65-113	57.5	159	5.5	75-1	20	61	30	27	223	7.7
1998-99	30-9	719	24.0	126-214	58.9	3-10	30.0	84-141	59.6	219	7.3	78-2	23	66	36	25	339	11.3
1999-00	33-33	670	20.3	112-223	50.2	6-19	31.6	89-136	65.4	202	6.1	74-2	24	82	40	33	319	9.7
2000-01	33-32	869	26.3	153-282	54.3	4-15	26.7	113-182	62.1	219	6.6	81-1	30	74	34	19	423	12.8
Totals	125-81	2857	22.9	469-873	53.7	15-50	30.0	351-572	61.4	799	6.4	308-6	97	283	140	104	1304	10.4

Eddie Voelker #41 • G • 6-2 • 160 • Louisville, Ky. (Bishop David HS)

Year	GP-GS	Min	Avg	FG-A	Pct	3FG-A	Pct	FT-A	Pct	Rebs	Avg	PF-FO	Ast	TO	Blk	Stl	Pts	Avg
1970-71	16--	--	--	4-14	28.6	--	--	2-6	33.3	7	0.4	6-0	4	--	--	--	10	0.6
1971-72	16--	--	--	6-14	42.9	--	--	25-38	65.8	11	0.7	34-1	54	--	--	--	37	2.3
1972-73	22--	--	--	3-8	37.5	--	--	13-15	86.7	8	0.4	22-0	7	--	--	--	19	0.9
Totals	54--	--	--	13-36	36.1	--	--	40-59	67.8	26	0.5	62-1	65	--	--	--	66	1.2

Pat Walden #43 • F • 6-5 • 215 • Knoxville, Tenn. (Karns HS)

Year	GP-GS	Min	Avg	FG-A	Pct	3FG-A	Pct	FT-A	Pct	Rebs	Avg	PF-FO	Ast	TO	Blk	Stl	Pts	Avg
1981-82	2-0	3	1.5	0-0	0.000	--	--	2-2	1.00	0	0.0	1-0	0	1	0	0	2	1.0

Derrick Walker #15 • F • 6-8 • 236 • Kansas City, Mo. (Sunrise Christian Academy)

Year	GP-GS	Min	Avg	FG-A	Pct	3FG-A	Pct	FT-A	Pct	Rebs	Avg	PF-FO	Ast	TO	Blk	Stl	Pts	Avg
2017-18	34-0	299	8.8	28-47	59.6	0-0	0.000	10-25	40.0	75	2.2	43-0	9	21	7	3	66	1.9
2018-19	30-0	160	5.3	10-19	52.6	0-0	0.000	5-19	26.3	32	1.1	28-0	7	6	3	6	25	0.8
Totals	64-0	459	7.2	38-66	57.6	0-0	0.000	15-44	34.1	107	1.7	71-0	16	27	10	9	91	1.4

Harris Walker #5 • G • 6-1 • 170 • Chattanooga, Tenn. (Brainerd HS/Hargrave Academy)

Year	GP-GS	Min	Avg	FG-A	Pct	3FG-A	Pct	FT-A	Pct	Rebs	Avg	PF-FO	Ast	TO	Blk	Stl	Pts	Avg
1999-00	33-0	373	11.3	29-85	34.1	6-19	31.6	11-21	52.4	50	1.5	53-1	59	47	1	26	75	2.3
2000-01	33-1	419	12.7	62-131	47.3	12-31	38.7	14-24	58.3	47	1.4	70-2	67	62	1	24	150	4.5
Totals	66-1	792	12.0	91-216	42.1	18-50	36.0	25-45	55.6	97	1.5	123-3	126	109	2	50	225	3.4

Bill Wallace #24/#51/#20/#21 • C • 6-6 • 195 • Clearwater, Fla. (Clearwater HS)

Year	GP-GS	Min	Avg	FG-A	Pct	3FG-A	Pct	FT-A	Pct	Rebs	Avg	PF-FO	Ast	TO	Blk	Stl	Pts	Avg
1960-61	1--	--	--	0-0	0.000	--	--	0-0	0.000	1	1.0	0-0	--	--	--	--	0	0.0
1961-62	3--	--	--	3-4	75.0	--	--	1-3	33.3	2	0.7	1-0	--	--	--	--	7	2.3
Totals	4--	--	--	3-4	75.0	--	--	1-3	33.3	3	0.8	1-0	--	--	--	--	7	1.8

Paul "Lefty" Walther #14 • F • 6-2 • 155 • Covington, Ky.

Year	GP-GS	Min	Avg	FG-A	Pct	3FG-A	Pct	FT-A	Pct	Rebs	Avg	PF-FO	Ast	TO	Blk	Stl	Pts	Avg
1947-48	25--	--	--	118-331	35.6	--	--	98-137	.715	--	--	81--	--	--	--	--	334	13.4
1948-49	26--	--	--	176-470	37.4	--	--	110-164	.671	--	--	79--	--	--	--	--	462	17.8
Totals	51--	--	--	294-801	36.7	--	--	208-301	.691	--	--	160--	--	--	--	--	796	15.6

Wes Washpun #4 • G • 6-1 • 165 • Cedar Rapids, Iowa (Washington HS)

Year	GP-GS	Min	Avg	FG-A	Pct	3FG-A	Pct	FT-A	Pct	Rebs	Avg	PF-FO	Ast	TO	Blk	Stl	Pts	Avg
2011-12	17-0	173	10.2	6-21	28.6	0-3	0.000	4-8	50.0	22	1.3	22-0	23	15	7	8	16	0.9

C.J. Watson #32 • G • 6-2 • 170 • Las Vegas, Nev. (Bishop Gorman HS)

Year	GP-GS	Min	Avg	FG-A	Pct	3FG-A	Pct	FT-A	Pct	Rebs	Avg	PF-FO	Ast	TO	Blk	Stl	Pts	Avg
2002-03	29-28	1038	35.8	80-188	42.6	24-66	36.4	79-121	65.3	121	4.2	57-0	160	85	6	36	263	9.1
2003-04	29-29	982	33.9	104-249	41.8	44-107	41.1	82-103	79.6	123	4.2	55-2	145	73	3	45	334	11.5
2004-05	31-31	1082	34.9	109-266	41.0	48-128	37.5	103-136	75.7	101	3.3	71-0	155	96	1	58	369	11.9
2005-06	30-30	956	31.9	136-291	46.7	49-116	42.2	137-156	87.8	93	3.1	77-2	117	63	4	59	458	15.3
Totals	119-118	4058	34.1	429-994	43.2	165-417	39.6	401-516	.777	438	3.7	260-4	577	317	14	198	1424	12.0

ALL-TIME PLAYER STATS

Brandon Wharton #15 • G • 6-3 • 190 • Nashville, Tenn. (Overton HS)

Year	GP-GS	Min	Avg	FG-A	Pct	3FG-A	Pct	FT-A	Pct	Rebs	Avg	PF-FO	Ast	TO	Blk	Stl	Pts	Avg
1995-96	29-29	1017	35.1	112-298	.376	56-141	.397	86-115	.748	100	3.4	68-0	82	93	6	23	366	12.6
1996-97	27-27	962	35.6	153-371	.412	58-135	.430	90-113	.796	108	4.0	66-1	53	87	13	38	454	16.8
1997-98	28-28	977	33.7	143-365	.392	63-147	.429	92-127	.724	107	3.7	68-0	87	61	6	42	441	15.2
1998-99	30-30	948	31.6	132-332	.398	54-155	.348	72-95	.758	77	2.6	66-1	93	75	10	47	390	13.0
Totals	115-114	3904	33.9	540-1366	.395	231-578	.400	340-450	.756	392	3.4	268-2	315	316	35	150	1651	14.4

Tony White #11 • G • 6-2 • 170 • Charlotte, N.C. (Independence HS)

Year	GP-GS	Min	Avg	FG-A	Pct	3FG-A	Pct	FT-A	Pct	Rebs	Avg	PF-FO	Ast	TO	Blk	Stl	Pts	Avg
1983-84	34-16	796	23.4	117-249	.470	--	--	79-107	.738	43	1.3	72-3	57	54	3	19	313	9.2
1984-85	36-26	1117	31.0	221-432	.512	--	--	131-162	.809	88	2.4	104-4	77	87	1	24	573	15.9
1985-86	28-28	1031	36.8	249-493	.505	--	--	124-142	.873	59	2.1	60-3	66	69	1	25	622	22.2
1986-87	29-29	1090	37.6	259-530	.489	28-68	.412	165-183	.902	95	3.3	75-4	45	69	0	26	711	24.5
Totals	127-99	4034	31.8	846-1704	.496	28-68	.412	499-594	.840	285	2.2	311-14	245	279	5	94	2219	17.5

Kevin Whitted #44 • F • 6-9 • 220 • Wilmington, N.C. (Lanier HS)

Year	GP-GS	Min	Avg	FG-A	Pct	3FG-A	Pct	FT-A	Pct	Rebs	Avg	PF-FO	Ast	TO	Blk	Stl	Pts	Avg
1992-93	30-0	467	15.6	81-145	.559	2-8	.250	23-33	.697	86	2.9	60-1	5	41	23	9	187	6.2
1993-94	27-13	515	19.1	83-188	.441	9-37	.243	22-35	.629	85	3.1	45-1	15	31	24	11	197	7.3
1994-95	27-13	711	26.3	137-258	.531	1-8	.125	48-54	.889	112	4.1	72-2	16	43	11	13	323	12.0
Totals	84-26	1693	20.2	301-591	.509	12-53	.226	93-122	.762	283	3.4	177-4	36	115	58	33	707	8.4

Ron Widby #53 • F • 6-4 • 209 • Knoxville, Tenn. (Fulton HS)

Year	GP-GS	Min	Avg	FG-A	Pct	3FG-A	Pct	FT-A	Pct	Rebs	Avg	PF-FO	Ast	TO	Blk	Stl	Pts	Avg
1964-65	25--	--	--	162-356	.455	--	--	38-49	.776	207	8.3	66-0	--	--	--	--	362	14.5
1965-66	26--	--	--	193-463	.417	--	--	65-83	.783	209	8.0	54-0	--	--	--	--	451	17.3
1966-67	28--	--	--	257-537	.479	--	--	105-127	.827	244	8.7	76-0	--	--	--	--	619	22.1
Totals	79--	--	--	612-1356	.451	--	--	208-259	.803	660	8.4	196-0	--	--	--	--	1432	18.1

Carl Widsteth #21 • C • 6-3 • 180 • Minneapolis, Minn. (Davenport HS)

Year	GP-GS	Min	Avg	FG-A	Pct	3FG-A	Pct	FT-A	Pct	Rebs	Avg	PF-FO	Ast	TO	Blk	Stl	Pts	Avg
1952-53	21--	--	--	111-257	.432	--	--	100-144	.694	165	7.9	--	--	--	--	--	322	15.3
1953-54	22--	--	--	135-336	.402	--	--	152-225	.676	244	11.1	58--	--	--	--	--	422	19.2
1954-55	21--	--	--	135-316	.427	--	--	147-191	.770	236	11.2	35--	--	--	--	--	417	19.9
1955-56	24--	--	--	150-353	.425	--	--	222-288	.771	292	12.2	57--	--	--	--	--	522	21.8
Totals	88--	--	--	531-1262	.421	--	--	621-848	.732	937	10.6	150--	--	--	--	--	1683	19.1

Craig Wiener #22 • G • 6-3 • 190 • Memphis, Tenn. (Ridgeway HS)

Year	GP-GS	Min	Avg	FG-A	Pct	3FG-A	Pct	FT-A	Pct	Rebs	Avg	PF-FO	Ast	TO	Blk	Stl	Pts	Avg
1979-80	3-0	5	1.7	0-0	.000	--	--	2-2	1.00	1	0.3	1-0	0	3	0	0	2	0.7

Ed Wiener #19 • F • 6-3 • 185 • Brooklyn, N.Y. (Erasmus Hall HS)

Year	GP-GS	Min	Avg	FG-A	Pct	3FG-A	Pct	FT-A	Pct	Rebs	Avg	PF-FO	Ast	TO	Blk	Stl	Pts	Avg
1951-52	8--	--	--	1-8	.125	--	--	1-4	.250	--	--	6--	--	--	--	--	3	0.4
1952-53	21--	--	--	133-366	.363	--	--	95-158	.601	202	9.6	--	--	--	--	--	361	17.2
1953-54	22--	--	--	154-410	.376	--	--	106-145	.731	180	8.2	45--	--	--	--	--	414	18.8
1954-55	22--	--	--	165-395	.418	--	--	104-158	.658	156	7.1	47--	--	--	--	--	434	19.7
Totals	73--	--	--	453-1179	.384	--	--	306-465	.658	538	--	98--	--	--	--	--	1212	16.6

Elgrace Wilborn #15 • F • 6-8 • 230 • Springfield, Ohio (South HS)

Year	GP-GS	Min	Avg	FG-A	Pct	3FG-A	Pct	FT-A	Pct	Rebs	Avg	PF-FO	Ast	TO	Blk	Stl	Pts	Avg
2001-02	29-4	376	13.0	37-71	.521	0-0	.000	16-34	.471	85	2.9	44-0	7	35	16	4	90	3.1
2002-03	29-1	493	17.0	74-63	.587	0-0	.000	9-26	.346	135	4.7	63-2	17	30	45	9	183	2.9
Totals	58-5	869	15.0	37-134	.552	0-0	.000	25-60	.417	220	3.8	107-2	24	65	61	13	213	3.0

Tanner Wild #24 • G • 6-0 • 170 • Huntington, W.Va. (Huntington HS)

Year	GP-GS	Min	Avg	FG-A	Pct	3FG-A	Pct	FT-A	Pct	Rebs	Avg	PF-FO	Ast	TO	Blk	Stl	Pts	Avg
2005-06	3-0	5	1.7	0-1	.000	0-1	.000	0-0	.000	1	0.3	0-0	0	0	0	0	0	0.0
2006-07	10-0	13	1.3	1-5	.200	1-2	.500	0-0	.000	1	0.1	2-0	1	1	0	0	3	0.3
2007-08	9-0	16	1.8	2-4	.500	1-1	1.000	1-3	.333	1	0.1	0-0	1	1	0	1	6	0.7
2008-09	5-0	8	1.6	1-3	.333	1-3	.333	1-2	.500	3	0.6	0-0	1	0	0	0	4	0.8
Totals	27-0	42	1.6	4-13	.308	3-7	.429	2-5	.400	6	0.2	2-0	3	2	0	1	13	0.5

Brian Williams #33 • C • 6-10 • 272 • Bronx, N.Y. (Harmony Community Prep)

Year	GP-GS	Min	Avg	FG-A	Pct	3FG-A	Pct	FT-A	Pct	Rebs	Avg	PF-FO	Ast	TO	Blk	Stl	Pts	Avg
2007-08	33-1	370	11.2	38-63	.603	1-2	.500	16-32	.500	115	3.5	57-1	12	18	8	10	93	2.8
2008-09	34-3	559	16.4	70-130	.538	3-10	.300	27-53	.509	189	5.6	89-0	24	31	20	18	170	5.0
2009-10	27-11	515	19.1	65-129	.504	0-1	.000	21-38	.553	173	6.4	71-0	21	32	20	10	151	5.6
2010-11	32-15	735	23.0	89-175	.509	1-11	.091	40-78	.513	238	7.4	101-4	46	43	22	18	219	6.8
Totals	126-30	2179	17.3	262-497	.527	5-14	.357	104-201	.517	715	5.7	318-5	103	124	70	56	633	5.0

Grant Williams #2 • F • 6-7 • 236 • Charlotte, N.C. (Providence Day School)

Year	GP-GS	Min	Avg	FG-A	Pct	3FG-A	Pct	FT-A	Pct	Rebs	Avg	PF-FO	Ast	TO	Blk	Stl	Pts	Avg
2016-17	32-29	814	25.4	132-262	.504	12-32	.375	126-189	.667	189	5.9	105-6	36	62	61	26	402	12.6
2017-18	35-35	1008	28.8	183-387	.473	3-25	.120	162-212	.764	211	6.0	116-6	66	74	44	21	531	15.2
2018-19	37-37	1180	31.9	234-414	.565	15-46	.326	213-260	.819	278	7.5	110-6	87	83	55	42	696	18.8
Totals	104-101	3002	28.9	549-1063	.516	30-103	.291	501-661	.758	678	6.5	331-18	219	219	160	89	1629	15.7

Shane Williams #20 • G • 6-0 • 160 • Johnson City, Tenn. (Science Hill HS/NE Oklahoma A&M)

Year	GP-GS	Min	Avg	FG-A	Pct	3FG-A	Pct	FT-A	Pct	Rebs	Avg	PF-FO	Ast	TO	Blk	Stl	Pts	Avg
1994-95	27-27	1034	38.3	75-200	.375	44-132	.333	25-29	.795	90	3.3	75-3	78	64	2	41	217	8.0
1995-96	29-29	1079	37.2	75-198	.379	50-132	.379	38-55	.691	111	3.8	70-0	113	41	3	36	238	8.2
Totals	56-56	2113	37.7	150-398	.377	94-264	.356	61-84	.726	201	3.6	145-3	191	105	5	77	455	8.1

Tommy Wilson #50 • G • 6-0 • 170 • Springfield, Ohio (Springfield HS)

Year	GP-GS	Min	Avg	FG-A	Pct	3FG-A	Pct	FT-A	Pct	Rebs	Avg	PF-FO	Ast	TO	Blk	Stl	Pts	Avg
------	-------	-----	-----	------	-----	-------	-----	------	-----	------	-----	-------	-----	----	-----	-----	-----	-----

John Winchester #5 • G • 6-4 • 175 • Stamford, Conn. (Marist HS/Milford Academy)

Year	GP-GS	Min	Avg	FG-A	Pct	3FG-A	Pct	FT-A	Pct	Rebs	Avg	PF-FO	Ast	TO	Blk	Stl	Pts	Avg
2002-03	25-1	198	7.9	11-48	.229	7-30	.233	8-10	.800	21	0.8	23-0	15	22	0	2	37	1.5
2003-04	29-13	578	19.9	51-142	.359	25-80	.313	30-37	.811	57	2.0	53-1	45	33	0	17	157	5.4
Totals	54-14	776	14.4	62-190	.326	32-110	.291	38-47	.809	78	1.4	76-1	60	55	0	19	194	3.6

Major Wingate #1 • C • 6-10 • 250 • Florence, S.C. (North Gwinnett [Ga.] HS)

Year	GP-GS	Min	Avg	FG-A	Pct	3FG-A	Pct	FT-A	Pct	Rebs	Avg	PF-FO	Ast	TO	Blk	Stl	Pts	Avg
2003-04	29-15	470	16.2	39-96	.406	0-0	.000	26-40	.650	73	2.5	58-0	18	42	10	104	36	3.6
2004-05	30-8	511	17.0	54-107	.505	0-0	.000	42-72	.583	91	3.0	66-1	14	37	20	150	5.0	
2005-06	30-29	748	24.9	125-225	.556	1-5	.200	66-106	.623	121	4.0	77-1	31	70	32	137	10.6	
Totals	89-52	1729	19.4	218-428	.509	1-5	.200	134-218	.615	285	3.2	201-2	63	149	70	35	571	6.4

Lang Wiseman #22 • G • 6-4 • 200 • Arlington, Tenn. (Bolton HS)

Year	GP-GS	Min	Avg	FG-A	Pct	3FG-A	Pct	FT-A	Pct	Rebs	Avg	PF-FO	Ast	TO	Blk	Stl	Pts	Avg
1989-90	28-0	292	10.4	27-77	.351	10-34	.294	13-20	.650	29	1.0	36-0	29	18	2	8	77	2.8
1990-91	33-30	994	30.1	155-346	.448	54-170	.318	70-85	.824	100	3.0	81-2	104	102	4	52	434	13.2
1991-92	33-30	876	26.5	131-293	.447	39-96	.406	44-60	.733	135	4.1	87-1	71	63	8	41	345	10.5
1992-93	29-22	748	25.8	106-248	.427	49-125	.392	39-54	.722	89	3.1	66-2	44	57	6	27	300	10.3
Totals	123-82	2910	23.7	419-964	.435	152-425	.358	166-219	.758	353	2.9	270-5	248	240	20	128	1156	9.4

Howard Wood #44 • C • 6-7 • 235 • East Hampton, N.Y. (East Hampton HS)

Year	GP-GS	Min	Avg	FG-A	Pct	3FG-A	Pct	FT-A	Pct	Rebs	Avg	PF-FO	Ast	TO	Blk	Stl	Pts	Avg
1977-78	24--	--	--	26-38	.684	101	4.2	37-1	7	17	3	6	122	5.1				
1978-79	33--	620	18.8	114-230	.496	--	--	56-73	.767	144	4.4	68-0	15	49	8	16	284	8.6
1979-80	29-2	646	22.3	141-280	.504	--	--	97-113	.858	151	5.2	67-0	12	37	11	23	379	13.1
1980-81	29-29	985	34.0	150-287	.523	--	--	116-144	.805	199	6.9	85-1	40	75	18	33	416	14.3
Totals	115-31	--	--	453-890	.509	--	--	295-368	.801	595	5.2	257-2	74	178	40	78	1201	10.4

Jim Woodall #44 • F • 6-6 • 215 • Charleston, W.Va. (Dunbar HS)

Year	GP-GS	Min	Avg	FG-A	Pct	3FG-A	Pct	FT-A	Pct	Rebs	Avg	PF-FO	Ast	TO	Blk	Stl	Pts	Avg
1968-69	27--	--	--	8-19	.421	--	--	5-9	.556	32	1.2	28-0	1	--	--	--	21	0.8
1969-70	24--	--	--	23-44	.523	--	--	22-31	.710	95	4.0	49-2	16	--	--	--	68	2.8
1970-71	26--	--	--	64-117	.547	--	--	50-63	.794	161	6.2	93-7	26	--	--	--	178	6.8
Totals	77--	--	--	95-180	.528	--	--	77-103	.748	288	3.7	170-9	43	--	--	--	267	3.5

Kevin Woods #31 • F • 6-6 • 190 • Baltimore, Md. (Dunbar HS)

Year	GP-GS	Min	Avg	FG-A	Pct	3FG-A	Pct	FT-A	Pct	Rebs	Avg	PF-FO	Ast	TO	Blk	Stl	Pts	Avg
1981-82	24-0	180	7.5	23-42	.548	--	--	7-8	.875	12	0.5	14-0	7	11	3	4	53	2.2
1982-83	26-7	459	17.7	33-75	.440	--	--	10-12	.833	51	2.0	46-1	16	32	2	4	76	2.9
1983-84	31-16	603	19.5	65-149	.436	--	--	15-24	.625	67	2.2	54-0	23	23	2	7	145	4.7
1984-85	12-3	170	14.2	12-27	.444	--	--	2-3	.667	24	2.0	23-0	4	5	0	8	26	2.2
Totals	93-26	1412	15.2	133-293	.454	--	--	34-47	.723	154	1.7	137-1	50	71	7	23	300	3.2

Rodney Woods #10 • G • 5-11 • 155 • Four Mile, Ky. (Lone Jack HS)

Year	GP-GS	Min	Avg	FG-A	Pct	3FG-A	Pct	FT-A	Pct	Rebs	Avg	PF-FO	Ast	TO	Blk	Stl	Pts	Avg
1972-73	24--	--	--	99-225	.440	--	--	36-40	.900	41	1.7	57-1	142	--	--	--	234	9.8
1973-74	26--	--	--	105-243	.432	--	--	45-53	.849	45	1.7	41-1	156	--	--	--	255	9.8
1974-75	26--	--	--	96-211	.455	--	--	35-43	.814	39	1.5	43-1	227	--	--	--	227	8.7
Totals	76--	--	--	300-679	.442	----	--	116-136	.853	125	1.6	141-3	525	--	--	--	716	9.4

Terrence Woods #31 • G • 6-3 • 185 • Memphis, Tenn. (Treadwell HS)

Year	GP-GS	Min	Avg	FG-A	Pct	3FG-A	Pct	FT-A	Pct	Rebs	Avg	PF-FO	Ast	TO	Blk	Stl	Pts	Avg
1999-00	32-0	242	7.6	40-85	.471	26-64	.406	4-6	.667	31	1.0	31-0	18	15	0	13	110	3.4
2000-01	32-0	409	12.8	61-165	.370	48-125	.384	20-25	.800	41	1.3	44-1	29	29	0	17	190	5.9
Totals	64-0	651	10.2	101-250	.404	74-189	.392	24-31	.774	72	1.1	75-1	47	44	0	30	300	4.7

Brad Woodson #32/#12 • G • 6-1 • 177 • Murfreesboro, Tenn. (Riverdale HS)

Year	GP-GS	Min	Avg	FG-A	Pct	3FG-A	Pct	FT-A	Pct	Rebs	Avg	PF-FO	Ast	TO	Blk	Stl	Pts	Avg
2015-16	10-0	63	6.3	2-14	.143	1-9	.111	2-2	1.000	8	0.8	6-0	3	2	0	1	7	0.7
2016-17	4-0	11	2.8	2-7	.286	1-4	.250	2-2	1.000	0	0.0	1-0	1	0	1	1	7	1.8
2017-18	2-0	6	3.0	0-2	.000	0-0	.000	0-0	.000	0	0.0	1-0	0	0	0	0	0	0.0
2018-19	5-0	12	2.4	2-4	.500	2-3	.667	2-2	1.000	1	0.2	1-0	2	0	0	1	8	1.6
Totals	21-0	92	4.4	6-27	.222	4-18	.222	6-6	1.000	9	0.4	9-0	6	2	1	3	22	1.0

Dominic Woodson #55 • F • 6-10 • 290 • Austin, Texas (Huntington Pre [W.Va.]/Univ. of Memphis)

Year	GP-GS	Min	Avg	FG-A	Pct	3FG-A	Pct	FT-A	Pct	Rebs	Avg	PF-FO	Ast	TO	Blk	Stl	Pts	Avg
2014-15	4-0	48	12.0	6-12	.500	0-0	.000	2-6	.333	8	2.0	12-1	1	3	2	3	14	3.5

Renaldo Woolridge #0/#3 • F • 6-9 • 215 • Sherman Oaks, Calif. (Harvard-Westlake HS)

Year	GP-GS	Min	Avg	FG-A	Pct	3FG-A	Pct	FT-A	Pct	Rebs	Avg	PF-FO	Ast	TO	Blk	Stl	Pts	Avg
2008-09	32-6	283	8.8	28-90	.311	19-69	.275	9-17	.529	43	1.3	31-0	17	11	8	4	84	2.6
2009-10	28-10	365	13.0	33-86	.384	15-47	.319	14-24	.583	80	2.9	38-0	9	24	11	7	95	3.4
2010-11	8-0	72	9.0	6-17	.353	0-8	.000	1-2	.500	11	1.4	9-0	4	4	2	0	13	1.6
2011-12	25-4	341	13.6	43-106	.406	16-43	.372	6-11	.545	82	3.3	29-0	7	16	5	2	108	4.3
Totals	93-20	1061	11.4	110-299	.368	50-167	.299	30-54	.556	216	2.3	107-0	37	55	26	13	300	3.2

Lou Wright #42 • G • 6-5 • 195 • Memphis, Tenn. (Raleigh-Egypt HS/SW Tennessee CC)

Year	GP-GS	Min	Avg	FG-A	Pct	3FG-A	Pct	FT-A	Pct	Rebs	Avg	PF-FO	Ast	TO	Blk	Stl	Pts	Avg
2003-04	2-0	3	1.5	0-2	.000	0-1	.000	0-0	.000	0	0.0	0-0	0	0	0	1	0	0.0

Robert Wunderlich #51 • F • 6-6 • 185 • Nashville, Tenn (Overton HS)

Year	GP-GS	Min	Avg	FG-A	Pct	3FG-A	Pct	FT-A	Pct	Rebs	Avg	PF-FO	Ast	TO	Blk	Stl	Pts	Avg
1977-78	1--	--	--	0-0	.000	--	--	0-0	.000	0	0.0	1-0	0	0	0	0	0	0.0



ALL-TIME PLAYER STATS

Vincent Yarbrough

#1 • F • 6-7 • 210 • Cleveland, Tenn. (Cleveland HS)

Year	GP-GS	Min	Avg	FG-A	Pct	3FG-A	Pct	FT-A	Pct	Rebs	Avg	PF-FO	Ast	TO	Blk	Stl	Pts	Avg
1998-99	30-28	705	23.5	83-199	.417	23-84	.274	40-57	.702	156	5.2	54-1	42	48	29	43	229	7.6
1999-00	33-33	1010	30.6	172-368	.467	53-148	.358	92-125	.736	228	6.9	60-0	81	68	33	55	489	14.8
2000-01	33-33	1047	31.7	164-370	.443	43-127	.339	88-138	.638	244	7.4	66-0	83	74	44	55	459	13.9
2001-02	31-31	1097	35.4	194-457	.425	60-167	.359	112-163	.687	234	7.5	60-0	87	93	25	58	560	18.1
Totals	127-125	3859	30.4	613-1394	.440	179-526	.340	332-483	.687	862	6.8	240-1	293	283	131	211	1737	13.7

Bill Young

#33 • C/F • 6-3 • 180 • Knoxville, Tenn. (South HS)

Year	GP-GS	Min	Avg	FG-A	Pct	3FG-A	Pct	FT-A	Pct	Rebs	Avg	PF-FO	Ast	TO	Blk	Stl	Pts	Avg
1966-67	16--	--	--	4-13	.308	--	--	5-10	.500	21	1.3	16-0	--	--	--	--	13	0.8

Zakai Zeigler

#5 • G • 5-9 • 167 • Long Island, N.Y. (Our Saviour Lutheran School)

Year	GP-GS	Min	Avg	FG-A	Pct	3FG-A	Pct	FT-A	Pct	Rebs	Avg	PF-FO	Ast	TO	Blk	Stl	Pts	Avg
2021-22	35-1	774	22.1	94-247	.381	44-125	.352	75-89	.843	66	1.9	61-0	93	60	3	60	307	8.8

Seasons included 1948-49, 1950-51 through present (missing 1949-50 season). Please direct additions/edits to tomsid@tennessee.edu.

HISTORICAL HOME VENUES

The game of basketball was a dozen years old before UT students organized their first class teams in 1903; and Naismith's brainchild was almost 20 years old when the first UT varsity five went into action.

The first UT players soon discovered that the YMCA gym was woefully lacking as a place for the fast-paced game of basketball. The court in the tiny arena was wall-to-wall. Spectators hung from an encircling balcony, built to accommodate a track. So, after two seasons of cramped activities, the Vols made their first of several moves to larger and better arenas.

In 1988, the Vols opened the 24,535-seat Thompson-Boling Assembly Center and Arena. Oddly enough, the new arena could hold all of the seats in the previous gyms; and, in inflated dollars, it cost five times as much as all the others combined.

Through nearly 100 years of Volunteer basketball, these previous local arenas provided a decisive home-court advantage. The home-game record from 1909 to 1987 stood at 677-172, a winning edge of .800.

— by Neal O'Steen



JEFFERSON HALL

UT YMCA Gymnasium 1909-12 12-6 (.666)

The UT YMCA Gymnasium served as the Vols' home from 1909-12. The building, which was built at a cost of \$18,000, gave the school its first adequate central heating system and bathtub while also providing a gym, bowling alley, ball cage, reading room, assembly hall and a few dormitory rooms. The Vols won their first home game, a 55-16 decision over TSD on Jan. 29, 1909. Probably the most exciting game in the facility was its final game, when "Skeet" Klein hit a shot at the buzzer to give the Vols a 36-35 win over the Knoxville YMCA Tigers in front of a packed house of 200 fans.

Knoxville YMCA Gymnasium 1913-22 53-9-1 (.856)

As the need for more seating grew, officials made arrangements to practice and play games at the downtown YMCA. Because the Vols shared the facility with their rivals, the Knoxville YMCA Tigers, Tennessee was only able to practice on the court three days a week. When not able to practice downtown, the Vols were forced back to the UT YMCA Gym. However, the downtown facility allowed more than double the seating capacity than the campus building. The Vols were 53-9-1 in 10 years downtown.

Jefferson Hall 1923-32 72-27 (.727)

Built in early 1922 at a cost of \$19,095.01, Jefferson Hall was a multi-purpose facility that allowed the Vols to move back on campus in time for the 1922-23 season. Collapsible bleachers from Shields-Watkins Field were brought into the building after football season to allow seating for 1,500 fans. An improvement over past arenas, Jefferson Hall created problems with a stage and a court in the facility and heating being a difficult matter. Tennessee capped off a decade of play in the building, which looked like a wooden barn, with a 27-22 win over Vanderbilt on Feb. 19, 1932. After being converted to a National Guard Armory, the wooden building caught fire on Dec. 20, 1934, providing a spectacular fireworks display from the National Guard's ammunition supply.

Alumni Memorial Auditorium-Gymnasium 1933-58 231-61 (.823)

Alumni Memorial Auditorium-Gymnasium was built in 1932 to recognize alumni who lost their lives in World War I and the Spanish-American War. Almost the size of a football field, it was one of the largest buildings on campus. Upon its completion, UT's games were moved to the arena, and the athletic department offices were moved from Carrick Hall. A multi-purpose facility that served the needs of the academic, athletic and entertainment departments of the University, the building held 3,200 fans for basketball games and 3,800 for stage performances. The grand opening of the arena saw the Vols defeat Lincoln Memorial University 41-18 on Dec. 17, 1932, just one week after the formation of the Southeastern Conference. In 1936, UT stars Harry Anderson and Biggy Marshall brought the school its first SEC championship when the Vols won the SEC Tournament in the building. Regarded as one of the best facilities in the entire South, Alumni Gym served as the host of the SEC Tournament four times (1936, 1937, 1939 and 1940). But as the popularity of basketball grew with Tennessee's 26-game home winning streak in the early 1940s, the Vols soon began to outgrow the building.

Armory-Fieldhouse/ Stokely Athletics Center 1959-87 321-69 (.823)

Initially built to accommodate up to 7,000 fans, Armory-Fieldhouse was designed so the arena could eventually be doubled in size. The \$1.5 million structure used steel trusses that were 208 feet long and weighed 66 tons to support the roof. The building was used for several other university functions in addition to basketball games, such as commencements, occasional concerts and a speaking engagement by vice president Hubert Humphrey. The Volunteers opened the facility with a 72-71 win over Wyoming on Dec. 2, 1958.

Armory-Fieldhouse was expanded thanks in large part to a \$500,000 gift from William B. Stokely, chairman of Stokely-Van Camp, Inc., of Indianapolis, that helped offset the \$3 million expansion costs. Work on the expansion began in early 1966, and the larger arena was ready in time for the 1966-67 season. In the first game of the expanded facility, the Vols upset three-time defending Big Ten Conference champion Michigan 72-54 on Dec. 1, 1966. That was a sign of things to come for Ray Mears' squad, as the Vols went on to win their first 23 games in the arena, including a 14-0 home record in 1966-67.

Stokely Athletics Center served as the home for the Vols for 29 years and presided over some of the most successful teams in school history. When Thompson-Boling Arena was completed before the 1987-88 season, the Vols had an impressive 321-69 record at Stokely. After Thompson-Boling Arena became the new home of Tennessee basketball, several athletic offices were still housed in Stokely, along with ROTC offices and classrooms.

Stokely was vacated during the winter of 2012-13, and the facility was razed in the summer of 2014 to repurpose the land it occupied.



STOKELY ATHLETICS CENTER

OUTLOOK

PLAYERS

STAFF

REVIEW

RESULTS

RECORDS

HONORS

POSTSEASON

VOLMANAC

MEDIA INFO



THOMPSON-BOLING ARENA



The third-largest on-campus arena in the country, Thompson-Boling Assembly Center and Arena is one of the nation's biggest and brightest stages for college basketball.

Named for the late B. Ray Thompson and former UT President Dr. Edward J. Boling, Thompson-Boling Arena regularly hosts Tennessee men's and women's basketball and volleyball matches as well as concerts, camps, conferences and other special events throughout the year.

Ticket facilities are conveniently located on the Phillip Fulmer Way level on the west end of the building. The Tennessee men's basketball staff, along with the women's hoops staff, occupy offices in the arena on the Phillip Fulmer Way level. The arena's dining center, also located on Phillip Fulmer Way and highlighted by a Which Wich, opened in 1989. It operates on a daily basis, catering to the university's staff.

Entrances to the building are located on the east and west ends, with protection from the elements provided by tucking the doors under the structure. There are a total of 132 entrance doors to the arena.

A continuous-ring concourse encircles the building permitting entrance to eight large restrooms, six concession areas and 32 portals leading to the arena. The playing floor level provides access to team dressing rooms, press work areas and storage rooms.

The distance from the playing floor to the roof is 120 feet, the equivalent of a 12-story building. The arena is 448 feet long and 310 feet wide. It contains more than 411,000 square feet of floor space and more than 17 million cubic feet of space. The structure's roof measures 142,000 square feet, which is approximately three-and-one-quarter acres. In the fall of 2008, the University of Tennessee Athletics Department unveiled Phase I of a two-phase renovation project for Thompson-Boling Assembly Center and Arena.

The \$35 million project marked the first major renovation to Thompson-Boling Arena since it opened in 1987. In that time, more than 24 million patrons have attended thousands of arena events, including basketball games, concerts, graduations and other special events.

Phase I included new seats for the entire arena, a center-hung scoreboard and concourse refurbishments, such as graphics and other amenities.

Phase I also included new luxury suites and loge seating, which were a primary funding source for much of the renovations. The 32 luxury suites are located in the north balcony of Thompson-Boling Arena. The loge area features 166 side court seats, located directly below the luxury suites and includes private adjoining hospitality areas.

Phase II also included the construction of a bridge connecting the G-10 parking garage to the arena at concourse level, and a 360-degree LED ribbon board located between the upper and lower decks also was added.

Finally, the installation of state-of-the-art LED light fixtures—first put into use in February 2014—Thompson-Boling Arena became one of the first

venues in the world to feature lights that are smaller, brighter, and up to 85 percent more efficient than conventional arena metal halide lights.

In 2018, an extensive facelift took place to the existing men's and women's basketball locker-room space along the arena's north corridor on event level. Both locker rooms were enlarged and modernized with state-of-the-art technological and aesthetic enhancements. In addition, an expanded and enhanced athletic training facility, featuring world-class hydrotherapy systems, was completed for use by both basketball programs.

That new "Larry Pratt Basketball Locker Room Complex" cost \$5 million, funded entirely through private gifts. Lead donor Larry Pratt's commitment of \$2 million during the Campaign for Comprehensive Excellence—coupled with other leadership gifts—enabled UT to fund the project.


THOMPSON-BOLING ARENA FIRSTS

Game:	December 3, 1987 (Tennessee 82, Marquette 56)
Points:	Clarence Swearngen (Tennessee)
Field Goal:	Clarence Swearngen (Tennessee)
Free Throw:	Tony Reeder (Marquette) Dyron Nix (Tennessee's first)

YEAR-BY-YEAR IN THOMPSON-BOLING ARENA

Year	Record	Pct.	Year	Record	Pct.
1987-88	13-3	.813	2005-06	13-2	.712
1988-89	13-4	.765	2006-07	16-0	1.000
1989-90	11-4	.733	2007-08	16-0	1.000
1990-91	7-9	.438	2008-09	10-5	.667
1991-92	13-3	.813	2009-10	15-1	.938
1992-93	8-7	.533	2010-11	10-8	.556
1993-94	5-10	.333	2011-12	15-4	.789
1994-95	7-8	.467	2012-13	13-4	.765
1995-96	11-6	.647	2013-14	14-3	.824
1996-97	11-5	.688	2014-15	9-7	.563
1997-98	14-2	.875	2015-16	12-4	.750
1998-99	14-1	.933	2016-17	11-5	.688
1999-00	15-1	.938	2017-18	13-2	.867
2000-01	12-3	.800	2018-19	18-0	1.000
2001-02	10-4	.714	2019-20	11-6	.647
2002-03	12-5	.706	2020-21	13-3	.813
2003-04	14-3	.824	2021-22	16-0	1.000
2004-05	10-6	.625	Totals	425-138	.755

PRATT PAVILION



Pratt Pavilion is located adjacent to Thompson-Boling Arena and houses two full-size basketball courts, one for each of Tennessee's men's and women's teams, as well as an athletic training room, a weight room, a film-study room and recruiting lounges.

Directly connected to the arena, Pratt Pavilion features convenient, ground-level parking. The 70,000-square-foot structure boasts balconies at the south side of the building which overlook the practice courts. The west facade of the building is glassed from the first floor to the second floor, allowing visibility of gallery and display areas from the street. The building is a significant element to the picturesque south entrance to the University of Tennessee campus.

The facility is named after lead donor Larry Pratt, whose love for Tennessee athletics began at a young age, when his father, Floyd, brought him to various sporting events at Neyland Stadium, Alumni Gym and Stokely Athletics Center.

In the 1990s, Pratt honored his father by creating an endowed scholarship in his name as a member of the Nathan Dougherty Society. Larry Pratt also was recognized at the 2003 Tennessee-Georgia football game for a \$1 million donation to the STEP-UP Campaign.

A native of Athens, Tennessee, Pratt currently resides in McLean, Virginia. He graduated from the University of Tennessee in 1972 with a degree from the College of Business and serves as president and CEO of First Savings Mortgage Corporation, the largest private mortgage banker in Washington, D.C.

Pratt's \$5 million commitment in April 2006, along with 341 other individual contributors through the Campaign for Tennessee Basketball, made Pratt Pavilion possible.

The UT Athletic Department first broke ground on the Pratt Pavilion in August 2006, and teams began practicing in the new structure on Oct. 12, 2007.

Tennessee's newest world-class basketball facility was officially unveiled and dedicated on Saturday, Jan. 19, 2008.

Both courts were completely refinished after the 2014-15 season, and the weight room was renovated and expanded to 4,350 square feet in the summer of 2016.

Select areas within Pratt Pavilion have been named in honor of other donors whose support for UT also helped make the project a reality:

- Brenda Lawson Court (women's)
 - Kathleen M. Bolze Locker Room (women's)
 - Frankie Ellis Wade Balcony
 - Kevin & Michelle Clayton Locker Room (men's)
 - John Ward Film Room
 - Chris Lofton Room*
- *gifts by Jerry and Nancy Fortner and Brian and Craig Nelson*



OUTLOOK

PLAYERS

STAFF

REVIEW

RESULTS

RECORDS

HONORS

POSTSEASON

VOLMANAC

MEDIA INFO



What's a Volunteer? Not your run of the mill school nickname, the proud legacy of the Volunteer calls Tennessee student-athletes to compete at an elevated standard when the stakes are highest. A Volunteer is the bravest breed of human from the boldest nation on Earth, fiercely proud to call Tennessee home whether the battle lies within its borders or in a land far away.

THE FIRST VOLUNTEERS

In the aftermath of the Declaration of Independence, Americans were determined to create a nation that was free of the evils that had required them to resort to revolution. Among these was the fear of a large standing army. Such a force could be used to impose the will of an evil monarch and was therefore a threat to individual liberties. Instead, they would rely upon a volunteer army, citizen soldiers who would be called into service at times of crisis to serve their country.

When the people who would later be known as Tennesseans were first asked to volunteer for such an army, they had been living along the upper tributaries of the Tennessee River, near modern day Elizabethton. The call went out for volunteers to gather at Sycamore Shoals in September 1780 and march across the Smoky Mountains to meet this British threat. When finally assembled, the volunteers totaled almost 1,000 men, virtually the entire fighting force of the settlements. These "Overmountain Men" defeated the British at King's Mountain to turn the tide of the war in favor of the fledgling nation.

The tradition of the Tennessee Volunteer was thus already initiated when, in the War of 1812, the nation once again went to war. As they had done over 30 years before, Tennesseans responded enthusiastically. Instead of the 3,500 troops requested, 25,000 Tennesseans joined, participating in battles from the Canadian border to the Gulf of Mexico.



ANDREW JACKSON

OLD HICKORY

Earlier in the War of 1812 the British torched Washington. The Tennessee Volunteers made sure New Orleans would suffer no such fate. Under future President Andrew "Old Hickory" Jackson at the Battle of New Orleans, Tennessee Volunteers took part in the greatest victory of the war when they helped to defeat an army of crack British regulars. Facing more than twice their number, the Tennessee Volunteers joined a New Orleans militia, a group of former Haitian slaves fighting as free

men and a band of outlaws headed by the notorious pirate Jean Lafitte. Thanks in no small part to the deadly Volunteer riflemen of Tennessee, the U.S. took a lopsided victory where more than 2,000 British were killed or wounded compared to eight killed and 13 wounded on the American side.

Jacob Hartsell, a captain in the 2nd East Tennessee militia, was among the Tennesseans who took part in the battle. He was so inspired by his fellow Tennesseans that he wrote a heroic poem in their honor. Entitled "The Brave Volunteer," this poetic journal entry is the earliest known written reference to Tennesseans as Volunteers.



DAVY CROCKETT

VOLUNTEERS AT THE ALAMO

Two decades later, Tennesseans advanced their reputation as volunteers when, unsolicited, several hundred made the journey south to assist the Texans in their war for independence from Mexico. The best known of these was David Crockett. His already legendary status was only enhanced by his dramatic death at the Alamo in 1836.

But before the Alamo fell, 33 Tennesseans, the largest number of defenders provided by any state — nearly four times as many as from Texas — kept Mexican General Santa Anna's overwhelming army at bay for 13 days against unbelievable odds. On March 6, 1836, the brave Tennessee Volunteers and the other Alamo defenders were overrun and breathed their last.

However, the crucial days the Volunteers slowed down the Mexican army gave another Tennessean, Sam Houston, enough time to gallop through Texas raising an army to defend what would become the Lone Star State. This army defeated Santa Anna in no small part because of the contributions of Tennessee's Volunteers. There can be no doubt Texas owes a great debt of gratitude for its statehood to the fierce men from Tennessee.

TENNESSEE... THE VOLUNTEER STATE

But Tennessee's status as the "Volunteer State" was solidified 10 years later when the United States War Department called for volunteers in the War with Mexico. Moving quickly to meet their allotted quota of 2,800 recruits, state officials were overwhelmed by 30,000 volunteers.

It was during the Spanish-American War that the students of the University of Tennessee began to lay official claim to the Volunteer nickname for themselves. In 1897, the student yearbook was christened, The Volunteer.

In 1902, the Atlanta Constitution used the term "Volunteers" to describe the football team when recounting a game between UT and Georgia Tech. However, the university sports teams continued to operate without an official nickname until 1905. In March of that year an article in the Knoxville Journal announced a nickname had been chosen.

"One of the admirers of the old school has suggested 'the Volunteers'," the newspaper reported. In classic understatement the report concludes, "The name sounds good, and it is likely that it will stick."

THE VOLUNTEER SPIRIT

There have been other men who symbolized the indomitable Tennessee Volunteer spirit on and off the field of battle. One of the most famous proved to be Alvin York in World War I. York was drafted and nearly single-handedly captured 132 Germans, took out about 35 machine guns which had been decimating his battalion and killed no fewer than 25 of the enemy, according to officers' reports. Indeed, Marshall Ferdinand Foch said of York's heroism, "What you did was the greatest thing accomplished by any private soldier of all the armies of Europe."

Humbly, the reluctant hero returned home to Tennessee as the toast of the nation. Yet York wasn't interested in celebrity or cashing in on his fame, saying, "This uniform ain't for sale."

Tennessee Volunteers took part in every theater of World War II, whether helping secure the deadly beaches of Normandy to working in their own backyard in Oak Ridge on The Manhattan Project and the atomic bomb that brought an end to war in the Pacific.

Not every Volunteer story was forged in wartime. Part of the Volunteer legend deals with self-sacrifice for the good of others. Take Tennessee train engineer Casey Jones, for instance. Steaming full-bore in the early morning in Vaughan, Miss., in 1900, Jones saw boxcars in the distance on the tracks in front of him. When it became apparent the passenger train he was driving was destined for a catastrophic collision, Jones was faced with a desperate choice — he could jump out of the engine and save his life before the crash or he could stay in the engine and try to slow the train enough to save more passengers' lives. After ordering his fireman to jump from the racing locomotive and save himself, Jones died that day saving dozens of lives in an amazing display of self-sacrifice. But his story and heroism live in the ballad devoted to the Tennessean who saved so many lives that day in his casket of splintered wood and twisted steel.

The legend of the Tennessee Volunteer also applies to great minds who create items of great cultural value in interesting ways. The first constitution ever written by white men in America was drafted in 1772 by the Watauga Association near present day Elizabethton. Take the example of the Cherokee silversmith Sequoyah, the only known man in the history of the world to single-handedly create an alphabet, the first written language for a Native American people.

Similarly, Tennessean Alex Haley became one of America's most famous authors after recounting the experience of African-Americans in his highly-acclaimed "Roots." Haley chose to make his home in Norris, just a short drive from the University of Tennessee.

Every time since the nation's birth to this very day, when the U.S. needs an extraordinary effort to brush back the dark curtain of hopelessness, the Tennessee Volunteers are called. The bravery, heroism, wisdom and ferocity of the Volunteers place them on a pedestal of great American legends.

— by Nathan Kirkham
Rockwood, Tenn.



MEDIA INFO

MEDIA RELATIONS



All media requests related to the Tennessee men's basketball program should be directed via phone or email to Tom Satkowiak (865-696-2897, tomsid@tennessee.edu).

MEDIA CREDENTIALS

Outlets interested in obtaining credentials to cover Tennessee basketball home games must apply for credentials via Sports Systems.

LINK:

<http://www.sportssystem.com/tennessee>

Upon visiting the link provided above, applicants must check a box indicating that they agree to the Southeastern Conference's media credentialing terms and conditions for use before selecting "Tennessee men's basketball." Applications for single-game credentials should be submitted at least one week in advance of the game(s) one plans to cover. Credentials may be mailed or left at the media entrance on the southeast end of Thompson-Boling Arena (event level). **Only working media, staff and professional basketball scouts will be issued credentials,** and all credentials remain the property of the University of Tennessee. Credentials are non-transferable, and UT reserves the right to revoke credentials for misuse.

GAMEDAY MEDIA INFORMATION

- **Media Parking** is in Lot G-10, the parking garage on the east side of the arena. All gameday parking passes are digital and require the recipient to have a (free) Ticketmaster account.
- **Media Entrance** is located on the lower southeast side of the arena and opens two hours before tipoff.
- **Media Seating** is located behind the south end of the east baseline.
- **Live Stats** can be accessed via a web browser at UTstats.com.
- A **Media Work Area** is located on the lower east side of the arena. Wireless Internet is available, as are a limited number of hard-line Ethernet connections for photo transmission.
- The **Postgame Press Conference** is held in the lower east end of the arena following a brief cooling-off period after the game. Tennessee head coach Rick Barnes conducts his postgame press conference first, followed by selected Tennessee student-athletes. Inquiries regarding the visiting team's postgame availability should be directed to the team's media relations representative.

HEAD COACH INTERVIEWS

Media may request interviews with Rick Barnes by calling or emailing basketball SID Tom Satkowiak at 865-974-7501 or tomsid@tennessee.edu.

STUDENT-ATHLETE INTERVIEWS

All requests for student-athlete interviews must be directed to SID Tom Satkowiak. Please make your requests at least 24 hours in advance. On gamedays, players are not available for interviews until after the game. **Under no circumstances should a member of the media contact a player directly (calling/texting/emailing/social media) for the purpose of obtaining news content.** Players are instructed not to grant any interviews unless prior arrangements are made through the media relations office.

WEEKLY PRESSER

Throughout the SEC season, Rick Barnes hosts a weekly press conference on campus (typically on Mondays at noon).

TENNESSEE BASKETBALL E-MAIL DISTRIBUTION LIST

If you wish to receive the most up-to-date information regarding Tennessee basketball (including all press releases and media availability notices) via email, please send a request to SID Tom Satkowiak at tomsid@tennessee.edu.

PHOTO/VIDEOGRAPHERS

During games, photographers are restricted to areas along the baselines of the court. At no time are photographers or videographers allowed behind the team benches.

RADIO BROADCAST ORIGINATION

In games at Thompson-Boling Arena, opponents are permitted one free origination, to be designated by the school's athletics director. Requests should be directed to Tom Satkowiak in the media relations office. Information about clearance to broadcast games should be directed to Steve Early, LEARFIELD/Vol Network, P.O. Box 11125, Knoxville, TN 37939 (865-212-3570).

REAL-TIME UPDATES

By acceptance and use of a Tennessee media credential, the holder agrees to the following conditions as established by UT and the Southeastern Conference: In-Game Blogging, including periodic updates of scores, statistics or other brief descriptions of the competition (such as Tweets and social-networking status updates) throughout the event, is acceptable provided that the bearer conforms to the blogging policies separately published by the SEC, as such policies may be revised from time to time. No bearer may produce or disseminate in any form a "real-time" description or transmission of the event in any manner that constitutes, or is intended to provide or is promoted or marketed as, a substitute for television or video coverage of the event. The bearer agrees that the determination of whether a blog is a real-time description or transmission shall be made by the SEC in its reasonable discretion. If the SEC reasonably determines that a bearer is producing a real-time description of the event, the SEC reserves the right to pursue all available remedies against the bearer and to revoke the credential.

INTERNET USE - VIDEO & AUDIO

Upon execution of a separate agreement with terms and conditions governing the use thereof, the bearer will be afforded access to video and audio of broadcast events for use on the bearer's official news website(s), at no premium or charge. Otherwise, except as specifically permitted (with respect to online, non-archived simulcasts), the bearer shall not post, place or distribute or make available video (or audio from broadcast feeds) of game action of any event (including bearer-generated video of game action of an event) on or through the Internet or any other new media distribution platform (any other platform than print media or a form of television not available or viewable over the Internet, except for non-archived simulcasts specifically permitted) including, without limitation, wireless handsets, podcasts, cell phones or PDAs.

TEAM WEBSITE/SOCIAL MEDIA

Tennessee's official athletics website is **UTsports.com**. You also can stay up-to-date on Tennessee basketball using popular social networking services Facebook (Tennessee Basketball), Twitter and Instagram (@Vol_Hoops). Information on SEC athletics can be accessed online at **SECsports.com**.

PRACTICE COVERAGE GUIDELINES

NOTE: For the purposes of these guidelines, the term "practice" refers not only to standard on-court basketball practice sessions but also any other practice-related activities, including, but not limited to: conditioning, weights, film sessions and individual workouts.

MEDIA VIEWING AREAS

Thompson-Boling Arena: Media must observe practice from row six or above in sections 120, 121 or 122 on the south side of the court. Videographers and photographers will receive instructions regarding approved shooting locations from the UT Media Relations staff. Producers and announcers from the television network that is scheduled to air the next Tennessee game may observe from the television position on the south end of the arena (midcourt).

Pratt Pavilion: Media must observe practice from the balcony overlooking the court on the west side of the facility. Videographers and photographers may shoot from the section of balcony accessible via the Chris Lofton Room during designated footage windows communicated by the UT Media Relations staff. Shooting photos and/or video from the Pratt balcony during non-designated footage windows is prohibited at all times.

ITEMS OFF-LIMITS TO MEDIA

The publishing, posting or broadcasting—either directly or via an intermediary—information specific to player personnel, lineups, an opponent or game-specific strategy gleaned from practice is prohibited. This also applies to message boards and all forms of social media. Any communication between Tennessee personnel and/or staff and players that is not intended to be made public is off limits. Media members may not talk to players during practice.

If a player is limited in practice or not participating—or if a player is injured during the course of practice—any reporting related to their status is prohibited until the coaching staff has had a chance to address it (every reasonable effort will be made for that to take place immediately after practice). Please respect that there may be instances in which the coaching staff asks media not to report on the situation at all.

RADIO OR ONLINE BROADCAST

Participating in a live radio or online broadcast, during which Tennessee Athletics is a topic of conversation, is prohibited while the participant is in view of practice or any practice-related activities. Any and all exceptions—such as live radio remotes during preseason media day—must be approved at least one day in advance by the UT Media Relations staff.

VIDEO

With the exception of videographers from network television affiliates (game crews), all media members wishing to shoot video at practice must receive prior approval from the UT Media Relations staff. And with the exception of pre- or post-practice interviews, all video content that is broadcast or posted online must be no more than three minutes in duration, per practice. Posting video that includes offensive audio content (such as cursing) or gameplan-specific audio is prohibited. The use of live video-streaming platforms (such as Facebook or Instagram Live) inside the practice site is prohibited at all times.



MEDIA RELATIONS STAFF



TOM SATKOWIAK
Associate AD of Communications
(Men's Basketball Contact)
Office: (865) 974-7501
Cell: (865) 696-2897
E-mail: tomsid@tennessee.edu
Twitter: @TomSatkowiak



WYETH WILSON
Graduate Assistant
(Secondary Men's Basketball Contact)
Office: (865) 974-8876
Cell: (865) 308-1466
E-mail: wyethwilson@tennessee.edu
Twitter: @WyethWilson

Assistant AD of Digital & Creative Strategy: Kellen Hiser
Assistant AD of Football Communications: Bill Martin
Associate Directors: Sean Barows, Eric Trainer
Assistant Directors: Kim Hood, Forest Jersey, Josh Lively, Shane Switzer
Graduate Assistants: Max Potter, Wyeth Wilson

■ TENNESSEE ATHLETIC COMMUNICATIONS DEPT.

Anderson Training Center, Ground Level
Phone: (865) 974-1212
Mailing Address: P.O. Box 15016, Knoxville, TN 37901
Shipping Address: 1551 Lake Loudoun Blvd., Knoxville, TN 37996

■ TENNESSEE ATHLETICS MISSION, VISION & VALUES

Mission: To lead the way forward in all aspects of college sports

Vision: Deliver an unparalleled student-athlete experience fueled by the relentless pursuit of comprehensive excellence; be bold and innovative in our approach to recruiting and developing well-rounded graduates, championship-driven competitors and world-changing leaders.

Core Values: Vols lead through...

- » Academic Success
- » Inclusive Preeminence
- » Honesty and Integrity
- » Competitive Excellence
- » Holistic Health and Well-Being
- » The Power of Vol Nation

OUTLOOK

PLAYERS

STAFF

REVIEW

RESULTS

RECORDS

HONORS

POSTSEASON

VOLMANAC

MEDIA INFO



SOUTHEASTERN CONFERENCE



Greg Sankey
SEC Commissioner

Throughout the history of men's college basketball, the Southeastern Conference has captured 11 NCAA Championships and four NIT titles, cementing the SEC as one of the nation's top basketball conferences.

THE NATION'S BEST COACHES

- Three coaches have been named national coach of the year: Rick Barnes, Bruce Pearl and Rick Barnes.
- Four SEC coaches enter the 2022-23 season ranking among the winningest active coaches in the nation: John Calipari (fourth with 768 wins), Rick Barnes (sixth with 754 wins), Bruce Pearl (15th with 626 wins) and Kermit Davis (29th with 467 wins).
- 13 of the 14 SEC coaches have led their teams to the NCAA Tournament. The one not included in that list is entering his fourth season coaching collegiately and was previously named NBA G League Coach of the Year.

TEAM SUCCESS

- The SEC has produced 27 NCAA Tournament selections over the last three tournaments.
- The SEC's eight NCAA Tournament selections in 2018 were the most in league history.
- SEC teams are 78-49 (.605) in the NCAA Tournament since 2012 (10-3 in 2012, 4-3 in 2013, 12-3 in 2014, 6-5 in 2015, 3-3 in 2016, 11-5 in 2017, 8-8 in 2018, 12-7 in 2019, 7-6 in 2021 and 5-6 in 2022).
- All 14 SEC teams have made at least one NCAA Tournament appearance in the last seven tournaments.
- Nine different SEC teams have advanced to the Sweet Sixteen in the last five NCAA Tournaments. All 14 SEC members have advanced to the Sweet Sixteen since 1996.
- The SEC has advanced a team to the Final Four six of the last 11 tournaments.

INDIVIDUAL SUCCESS

- 50 SEC players have been selected in the last five NBA Drafts. That leads all conferences: 45 ACC, 33 Big Ten, 33 Pac-12, 25 Big 12 and 14 Big East.
- 28 SEC players have been selected in the first round of the last five NBA Drafts. That ranks as the second-most in the nation: ACC 29, Pac-12 18, Big 12 14 and Big Ten 11.
- The SEC's 14 NBA Draft Lottery picks in the last five years are the most in the nation: ACC 13, Big 12 nine, Big Ten eight, Pac-12 six.
- 76 players from SEC schools were on 2021-22 NBA Opening Day rosters. All 14 SEC schools were represented, and at least one SEC player was on 29 of 30 NBA rosters.

SUCCESS OFF THE COURT

- 81 men's basketball student-athletes were named to the 2021-22 SEC Academic Honor Rolls for having a grade point average of 3.00 or above for either the preceding academic year or a cumulative grade point average of 3.00 or above.
- 31 men's basketball student-athletes wore the SEC Graduate patch on their uniforms in 2021-22.
- The Men's Basketball Leadership Council is one component of the SEC Student-Athlete Leadership Council. Tennessee's representative on the 2022-23 SEC Men's Basketball Leadership Council is sophomore Jahmai Mashack.



COMMUNICATIONS

Phone Number: (205) 458-3010
Fax Number: (205) 458-3030
Mailing Address:
2201 Richard Arrington Jr. Blvd. North
Birmingham, AL 35203



***Craig Pinkerton, Director**
cpinkerton@sec.org
hvincent@sec.org
cdunlap@sec.org
twilson@sec.org
bbeaty@sec.org
jskotarczak@sec.org
bcromano@sec.org

Herb Vincent, Assoc. Commissioner
Chuck Dunlap, Director
Tammy Wilson, Director
Ben Beaty, Assistant Director
Jill Skotarczak, Assistant Director
B.C. Romano, Video/Creative Services
**men's basketball contact*

SEC WEBSITE

The SEC has an extensive online presence at SECsports.com. The site, in conjunction with media partner ESPN, offers game recaps, video highlights and more for each of the league's 14 institutions.

WEEKLY AWARDS

The SEC names a Player of the Week and Freshman of the Week in men's basketball every Monday during the season. Each week's selections are released for Monday afternoon publication.



VOL NETWORK

For more than 60 years the Vol Network has served as the main communications link between the University of Tennessee and its fans. LEARFIELD/Vol Network manages the multi-media and marketing rights to University of Tennessee athletics. IMG is recognized as the world's premier sports, entertainment and media company. With 50 radio affiliates and statewide coverage, the Vol Network boasts one of the largest collegiate basketball networks in the country. The Rick Barnes Television Show, which begins in early January and runs weekly during basketball season, is shown on network television stations across the state in all five major Tennessee television markets and regionally in the Southeast.

LEARFIELD/Vol Network
(865) 212-3570 • 6701 Baum Drive, Suite 100 • Knoxville, TN 37919



TENNESSEE BASKETBALL PROGRAMMING

Tennessee Tipoff Show: Vol Network coverage begins with this informative and entertaining show, which airs 30 minutes before tipoff. Bob Kesling and Bert Bertelkamp set the stage from the game site. Network host John Wilkerson previews action around the country and the SEC.

Game Broadcast: Bob Kesling and Bert Bertelkamp provide exciting play-by-play action of Tennessee Volunteers basketball.

Big Orange Scoreboard: After each game, John Wilkerson gets listeners caught up with scores, reports and updates from the SEC and around the country. The Vol Network provides an exclusive courtside interview with the player of the game, and Bob Kesling recaps the game with a review of the final statistics.

Rick Barnes Show: Following each game, UT head coach Rick Barnes gives an exclusive courtside interview with Bob Kesling and Bert Bertelkamp. Fans are encouraged to stay and listen near the broadcast position.

VOL CALLS

The Vol Network is proud to partner with Calhoun's on the River, home of the official call-in show of University of Tennessee Athletics: Vol Calls. The weekly call-in show fields questions from fans throughout the Southeast and the rest of the country. Vol Calls is entering its 28th year on the air, making it the longest-running sports talk program in Tennessee.

The show is hosted by the Vol Network's Bob Kesling and Brent Hubbs and features weekly guests. Vol Calls broadcasts live in Knoxville and airs statewide from 8-9 p.m. ET (7-8 p.m. CT).

**Vol Calls is heard on Wednesday nights until UT's football season ends, at which point it transitions to Monday nights.*

RICK BARNES TV SHOW AFFILIATES

Chattanooga	WTVB ABC 9	Sat., Noon
Knoxville	WVLT CBS 8	Sat., 11:30 a.m.
	WBXX CW	Sun., Noon
	MyVLT	Sun., 10 p.m.
Memphis	TBD	TBD
Nashville	WUXP My	Sat., Noon
Tri-Cities	EJHL ABC	Sat., Noon
	UTsports.com	On Demand
Regional	Bally Sports South	Check local listings

**all times local and subject to change; check local listings*



This is the 24th straight season that **Bob Kesling** (left) and former Vol **Bert Bertelkamp** team up for Vol Network radio broadcasts.

VOL NETWORK RADIO BASKETBALL AFFILIATES

Market	Station	Frequency	Market	Station	Frequency	Market	Station	Frequency
Bolivar	WMOD - FM	96.7	Johnson City	WKTP - AM	1590	Newport	WLJK - AM	1270
Bridgeport, Ala.	WJTW-AM	1480	Kingsport	WKPT - AM	1400	Oneida	WBNT - FM	105.5
Bridgeport, Ala.	WJTW-FM	106.1	Knoxville	WNML - AM	990	Paris	WRQR - FM	105.5
Bristol	WOPI - AM	1490	Knoxville	WNML-FM	99.1	Pulaski	WKSR - AM	1420
Camden	WRJB - FM	95.9	Knoxville	WIVK - FM	107.7	Pulaski	WKSR - FM	100.9, 107.7
Chattanooga	WGOW-FM	102.3	Lawrenceburg	WDXE - AM	590	Savannah	WKWX - FM	93.5
Cleveland	WCLE - FM	104.1	Lawrenceburg	WDXE - FM	95.9	Smithville	WJLE - AM	1480
Cleveland	WCLE - FM	101.3	Lenoir City	WLIL - AM	730	Smithville	WJLE - FM	101.7
Cleveland	WCLE - AM	1570	Lewisburg	WJJM - AM	1490	Tri-Cities	WQUT-FM	101.5
Columbia	WKRM-AM	1340	Lewisburg	WJJM - FM	94.3	Union City	WENK - AM	1240
Columbia	WKRM-FM	103.7	Lexington	WBFG - FM	96.5	Union City	WENK - FM	95.5
Cookeville	WKXD - FM	106.9	Manchester	WFTZ - FM	101.5	Wartburg	WECO - FM	101.3
Crossville	WOWF - FM	102.5	McMinnville	WAKI - AM	1230	Winchester	WCDD - AM	1340
Dresden	WCDZ - FM	95.1	McMinnville	WAKI - FM	92.1			
Fayetteville	WYTM - FM	105.5	Memphis	WMFS - AM	680			
Franklin	WAKM - AM	950	Memphis	WMFS - FM	92.9			
Greeneville	WGRV - AM	1340	Morristown	WCRK - AM	1150			
Greeneville	WIKQ - FM	103.1	Morristown	WCRK - FM	105.7			
Hartsville	WTNK - AM	1090	Muscle Shoals, Ala.	WSBM-AM	1340			
Hartsville	WTNK - FM	93.5	Muscle Shoals, Ala.	WSBM-FM	97.9			
Jackson	WDXI - AM	1310	Nashville	WGFX - FM	104.5			

Fans out of broadcast range can listen via:
SiriusXM Satellite Radio
Tennessee Athletics App
UTsports.com
Varsity App

OUTLOOK

PLAYERS

STAFF

REVIEW

RESULTS

RECORDS

HONORS

POSTSEASON

VOLMANAC

MEDIA INFO



AREA INFORMATION & COMPLIANCE

■ From Airport:

Go north (left) on U.S. Highway 129 leaving airport. After crossing the Tennessee River bridge just outside of Knoxville, exit on U.S. Highways 11 and 70 (Cumberland Avenue). Turn right at the bottom of the exit ramp and turn right at the second light onto Volunteer Boulevard. Follow Volunteer Boulevard into campus and turn right at the third traffic light onto Lake Loudoun Boulevard to the arena.

■ From I-75 South (Lexington):

Follow I-75 South to I-275 South just past Merchants Drive. Follow I-275 to I-40 East. Exit I-40 east at James White Parkway and follow Parkway to Neyland Drive (Tennessee Highway 153) and arena is on right.

■ From I-40 East (from Nashville) and I-75 North (from Atlanta/Chattanooga):

Follow I-40 and I-75 to I-40/I-75 junction in West Knoxville. Continue on I-40 East to U.S. Highway 129 South. Follow 129 South to the U.S. 11-70 exit. Turn left off the exit ramp onto U.S. 11-70 (Cumberland Avenue) and turn right on Volunteer Boulevard at the third traffic light. Follow Volunteer Boulevard into campus and turn right at the third traffic light onto Lake Loudoun Boulevard to the arena.

■ From I-40 West (from Asheville, N.C.):

Follow I-40 to Exit 389. Exit onto Hall of Fame Drive (exit 389). Turn left onto Hall of Fame Drive. Follow signs to Neyland Drive. Turn right onto Neyland Drive. Turn right onto Lake Loudon Blvd.

HOTELS/LODGING

Courtyard By Marriott - West 216 Langley Place 37922	(865) 539-0600
Crowne Plaza - Downtown 401 W. Summit Hill Drive 37902	(865) 522-2600
Cumberland House Knoxville 1109 White Ave. 37916	(865) 971-4663
Graduate Knoxville 1706 Cumberland Ave. 37916	(865) 437-5500
Hampton Inn & Suites - Downtown 618 W Main St. 37902	(865) 522-5400
Hilton - Airport 2001 Alcoa Highway 37701	(865) 970-4300
Hilton Knoxville - Downtown 501 W. Church St. 37902-2591	(865) 523-2300
Marriott Knoxville Downtown 525 Henley St. 37902	(865) 522-2800

RESTAURANTS NEAR THE ARENA

Arena Dining (in the arena) 1600 Philip Fulmer Way 37996	(865) 974-7868
Barley's Taproom & Pizzeria 200 E. Jackson Ave. 37915-1005	(865) 521-0092
Calhoun's on the River 400 Neyland Dr. 37902	(865) 673-3355
Chesapeake's (seafood) 415 Locust St. 37902	(865) 673-3433
Chivo Taqueria 314 Gay St. 37902	(865) 444-3161
Copper Cellar/Cumberland Grill 1807 Cumberland Ave. 37916-3009	(865) 673-3411
Dead End BBQ 3621 Sutherland Ave. 37919	(865) 212-5655
Downtown Grill & Brewery 424 S Gay St. 37902-1103	(865) 633-8111
Saloon 16 1706 Cumberland Ave. 37916	(865) 437-5500
Ruth's Chris Steak House 950 Volunteer Landing Lane 37915	(865) 546-4696
SunSpot (vegetarian) 2200 Cumberland Ave. 37916	(865) 637-4663

TENNESSEE ATHLETICS DEPARTMENT COMPLIANCE STATEMENT

Compliance with NCAA rules is one of the highest priorities for the University of Tennessee and our athletics department. As a member of the NCAA, the University of Tennessee is responsible for the actions of its boosters and fans. Even the best intentions may violate NCAA rules. We need your help in observing all SEC and NCAA regulations. Boosters and fans must be careful of their interaction with prospective and current student-athletes. Therefore, we encourage our boosters and fans to "Ask Before You Act" by contacting the Compliance Office at 865-974-3871.

REPRESENTATIVES OF ATHLETICS INTERESTS, "BOOSTERS"

There are many ways an individual can be classified as a representative of Tennessee's athletics interests. You are a "representative of the University of Tennessee's athletics interests," if you have been involved in a booster club, made financial contributions to the athletics program or booster organizations, provided benefits to an enrolled student-athlete, assisted in the recruitment of prospective student-athletes, or been involved in the promotion of UT athletics. Please note that once you have been identified as a representative of University of Tennessee athletics interests, you retain that identity indefinitely.

RECRUITING, EXTRA BENEFITS AND INDUCEMENTS

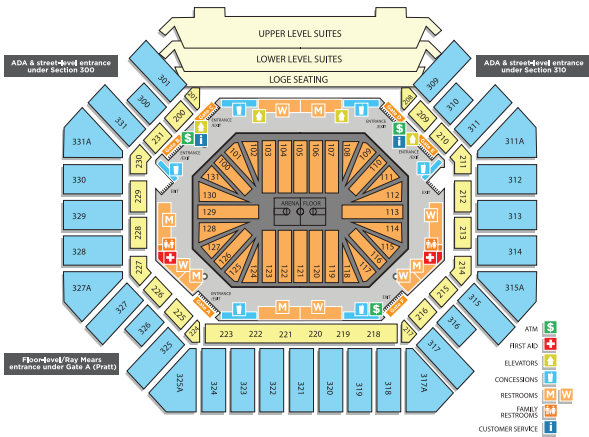
Only coaches and athletics department staff members can be involved in the recruiting process. All "athletics representatives" who are not employees of UT are prohibited from contacting a prospect by telephone, letter or in-person, on- or off-campus, for the purpose of encouraging participation in athletics at UT. It is not permissible for prospects, student-athletes or their relatives and friends to receive any extra benefits or special arrangements from a booster. Extra benefits include, but are not limited to: cash or loans in any amount; co-signing or arranging a loan; providing gifts of any kind (e.g. clothing, airline tickets, or holiday cards); providing special discounts for goods and services; use of an automobile.

If you are an established friend or neighbor of a prospect, you may have contact with the prospect provided you do not try to recruit the prospect on behalf of UT, and that such contacts are not made at the direction of UT's coaching staff. Please note that a prospect is a person who has started classes for the ninth grade.

EMPLOYMENT

The Compliance Office must keep written records verifying all student-athlete employment. NCAA rules stipulate that compensation may be paid to a student-athlete only for work actually performed and at a rate commensurate with the going rate in that locality for similar service. NCAA rules also prohibit employers from using the name or picture of a student-athlete to directly or indirectly advertise, recommend or promote the sale or use of a commercial product or service of any kind. Do not provide an honorarium to a student-athlete for a speaking engagement. Compensation may not include any remuneration for value or utility that the student-athlete may have for the employer because of publicity, reputation, fame or personal following that he or she has obtained because of athletics ability.

Remember: **"PLAY BY THE RULES"**
Tennessee Athletics Compliance
(865) 974-3871





CHRIS LOFTON



JERSEY RETIREMENT

January 14, 2023 | Thompson-Boling Arena

H**2022-23 SCHEDULE****vs TENNESSEE TECH**

Nov 7, 2022 KNOXVILLE, TN

vs COLORADO

Nov 13, 2022 Nashville, TN

vs FLORIDA GULF COAST

Nov 16, 2022 KNOXVILLE, TN

vs BUTLERNov 23, 2022  BATTLE 4 ATLANTIS**vs USC OR BYU**Nov 24, 2022  BATTLE 4 ATLANTIS**vs TBD**Nov 25, 2022  BATTLE 4 ATLANTIS**vs McNEESE STATE**

Nov 30, 2022 KNOXVILLE, TN

vs ALCORN STATE

Dec 4, 2022 KNOXVILLE, TN

vs EASTERN KENTUCKY

Dec 7, 2022 KNOXVILLE, TN

vs MARYLAND

Dec 11, 2022 Brooklyn, NY

AT ARIZONA

Dec 17, 2022 Tucson, AZ

vs AUSTIN PEAY

Dec 21, 2022 KNOXVILLE, TN

AT OLE MISS

Dec 28, 2022 Oxford, MS

vs MISSISSIPPI STATE

Jan 3, 2023 KNOXVILLE, TN

AT SOUTH CAROLINA

Jan 7, 2023 Columbia, SC

vs VANDERBILT

Jan 10, 2023 KNOXVILLE, TN

vs KENTUCKY

Jan 14, 2023 KNOXVILLE, TN

AT MISSISSIPPI STATE

Jan 17, 2023 Starkville, MS

AT LSU

Jan 21, 2023 Baton Rouge, LA

vs GEORGIA

Jan 25, 2023 KNOXVILLE, TN

vs TEXAS

Jan 28, 2023 KNOXVILLE, TN

AT FLORIDA

Feb 1, 2023 Gainesville, FL

vs AUBURN

Feb 4, 2023 KNOXVILLE, TN

AT VANDERBILT

Feb 8, 2023 Nashville, TN

vs MISSOURI

Feb 11, 2023 KNOXVILLE, TN

vs ALABAMA

Feb 15, 2023 KNOXVILLE, TN

AT KENTUCKY

Feb 18, 2023 Lexington, KY

AT TEXAS A&M

Feb 21, 2023 Bryan-College Station, TX

vs SOUTH CAROLINA

Feb 25, 2023 KNOXVILLE, TN

vs ARKANSAS

Feb 28, 2023 KNOXVILLE, TN

AT AUBURN

Mar 4, 2023 Auburn, AL