



Josh
RICHARDSON

Donnie
TYNDALL

TENNESSEE

B A S K E T B A L L

14-15

@ VOL_HOOPS

RETURNING
PLAYERS

Brandon
LOPEZ



Galen
CAMPBELL



Derek
REESE



Robert
HUBBS III



Armani
MOORE



CONTENTS

OUTLOOK 1-6

1	Table of Contents
2	Roster
3	Schedule & Quick Facts
4-6	Notes

PLAYERS 7-26

8	Devon Baulkman / Braxton Bonds
9	Galen Campbell
10	Willie Carmichael III / Ian Chiles
11	Robert Hubbs III
12	Brandon Lopez
13	Jabari McGhee
14-15	Armani Moore
16	Detrick Mostella / Tariq Owens
17	Kevin Punter
18	Derek Reese
19	Roster Breakdown
20-21	Josh Richardson
22	Dominic Woodson
23-26	Individual Game-by-Game Stats

STAFF 27-48

28-31	Donnie Tyndall
32-33	Al Pinkins
34-35	Adam Howard
36-37	Chris Shumate
38	Justin Phelps
39	J.T. Burton
40	Beau Braden
41	R.J. Rush
42	Todd Moyer
43	Chad Newman
44	Kyle Condon / Ty Proffitt
45	Team Support Staff
46	University Administration
47-48	Athletics Administration

2013-14 REVIEW 49-74

50	Results
51	Statistics
52	Highs & Lows
53	Team Game-by-Game Comparison
54	Superlatives
55-73	Box Scores
74	SEC Standings / Honors

RESULTS 75-112

76-77	Record vs. All Opponents
78-93	All-Time Series Results
93	Milestones & Streaks
94-95	Preseason/Holiday Tournaments
96-109	Yearly Results
109	Overtime Results
110-111	In The Polls
111-112	vs. Ranked Opponents

RECORDS 113-142

114	Team Single-Game Records
115	Team Single-Season Records

116-118	Scoring Records
119-120	Rebounding Records
121	Double-Double Records
122-123	Offensive Rebounding Records
124	Field Goal Records
125	Free Throw Records
126	3-Point Field Goal Records
127-128	Assists Records
128	Blocked Shot Records
129	Steals Records
130	Playing Experience Records
131	Attendance Records
132-133	Yearly Top-Five Scorers
133	100-Point Games
134-135	Year-by-Year Team Totals
136-141	1,000-Point Club
141-142	Thompson-Boling Arena Records

HONORS 143-158

144-148	All-Americans
149	All-SEC
150	Other SEC Honors
151	Regional & National Honors / USA Basketball
152	Academic & Service Honors
153	SEC & NCAA Statistical Champions
154-155	SEC Championship Teams
156-157	Vols in the NBA
158	Annual Team Awards

POSTSEASON 159-166

160-161	SEC Tournament Results
162	NCAA Tournament & NIT Results
163	NCAA Tournament Superlatives
164-165	Postseason Game Records
165	NCAA Tournament Career Records
166	NCAA Tournament Top Performances / NCAA Infractions Report FAQ
167-186	NCAA Tournament Game Recaps

VOLMANAC 187-222

188-196	Program History
197-199	Head Coaching History
200-202	All-Time Lettermen
203	All-Time Assistant Coaches
203	All-Time Support Staff
204-207	Lettermen by Hometown
208	All-Time Record Breakdown
209-234	All-Time Player Statistics
235	Thompson-Boling Arena
236	Pratt Pavilion
237	Historical Home Venues
238	Legend of the Volunteer

MEDIA INFO 239-244

240	UT Media Relations
241	Practice Coverage Guidelines
242	Southeastern Conference
243	Vol Network
244	Area Information & Compliance



CREDITS

Editor: Tom Satkowiak (please send edits to tomsid@tennessee.edu)

Editorial Assistance: Rachel Bain, Mary-Carter Kniffen, Amanda Pruitt (design, layout & photography) Brooke Satkowiak, Jason Yellin

Photography: Donald Page & UT Athletics Digital Media Staff, Wade Rackley, David Coyle, Patrick Murphy-Racey, UT Photo Services

Cover & Divider Pages Design: Evan Ford

On The Cover: Head coach Donnie Tyndall and senior guard Josh Richardson

Printing: CCM Communications of Nashville, Tenn.



ALPHABETICAL

No.	Name	Pos.	Ht.	Wt.	Cl.	Hometown (Previous School)
34	Devon Baukman	G	6-5	200	Jr.	Bainbridge, Ga. (Gulf Coast State College [Fla.])
32^	Braxton Bonds	G	6-1	170	Fr.	Nashville, Tenn. (Christ Presbyterian Academy)
25^	Galen Campbell	G	6-2	190	Jr.	Knoxville, Tenn. (Fulton HS)
24	Willie Carmichael III	F	6-8	210	Fr.	Apopka, Fla. (Wekiva HS)
5	Ian Chiles	G	6-1	200	Sr.	Louisville, Ky. (IUPUI)
3	Robert Hubbs III	G	6-6	206	So.	Newbern, Tenn. (Dyer County HS)
33^	Brandon Lopez	G	6-1	180	Sr.	Knoxville, Tenn. (Austin-East HS)
21	Jabari McGhee	F	6-8	210	Fr.	Albany, Ga. (Hargrave Military Academy [Va.])
4	Armani Moore	F	6-5	215	Jr.	Kennesaw, Ga. (Mt. Paran Christian School)
15	Detrick Mostella	G	6-3	170	Fr.	Decatur, Ala. (Notre Dame Prep [Mass.])
11	Tariq Owens	F	6-10	205	Fr.	Odenton, Md. (Mt. Zion Prep School)
0	Kevin Punter	G	6-4	180	Jr.	Bronx, N.Y. (State Fair Community College [Mo.])
23	Derek Reese	F	6-8	220	Jr.	Orlando, Fla. (Olympia HS)
1	Josh Richardson	G	6-6	200	Sr.	Edmond, Okla. (Santa Fe HS)
55	Dominic Woodson	F	6-10	280	So.	Austin, Texas (University of Memphis)

NUMERICAL

No.	Name	Pos.	Cl.
0	Kevin Punter	G	Jr.
1	Josh Richardson	G	Sr.
3	Robert Hubbs III	G	So.
4	Armani Moore	F	Jr.
5	Ian Chiles	G	Sr.
11	Tariq Owens	F	Fr.
15	Detrick Mostella	G	Fr.
21	Jabari McGhee	F	Fr.
23	Derek Reese	F	Jr.
24	Willie Carmichael III	F	Fr.
25^	Galen Campbell	G	Jr.
32^	Braxton Bonds	G	Fr.
33^	Brandon Lopez	G	Sr.
34	Devon Baukman	G	Jr.
55	Dominic Woodson	F	So.

BASKETBALL STAFF

Name	Position	Year	Alma Mater
Donnie Tyndall	Head Coach	1st	Morehead State, 1993
Al Pinkins	Assistant Coach	1st	NC State, 1998
Adam Howard	Assistant Coach	1st	Western Kentucky, 2008
Chris Shumate	Assistant Coach	1st	Murray State, 2004
Justin Phelps	Director of Basketball Operations	1st	Kent State, 2006
J.T. Burton	Director of Player Development	1st	Tennessee Wesleyan, 1999
Beau Braden	Video Coordinator	1st	Centre College, 2009
R.J. Rush	Special Assistant to the Head Coach	1st	Slippery Rock, 2011
Chad Newman	Athletic Trainer	20th	Tennessee, 1994
Todd Moyer	Strength & Conditioning Coach	1st	Bowling Green, 2002
Tom Satkowiak	Media Relations Director	7th	Tennessee, 2002
Kyle Condon	Graduate Assistant	6th	Tennessee, 2013
Ty Proffitt	Graduate Manager	1st	Morehead State, 2012

PRONUNCIATION

Devon Baukman (DEV-in BAWK-mihn)
 Ian Chiles (EE-ihn)
 Armani Moore (ahr-MAHN-ee)
 Detrick Mostella (DEE-trick moss-TELL-uh)
 Tariq Owens (ty-REEK)
 Chris Shumate (SHOO-mate)
 Dominic Woodson (dah-mihn-EEK)

STAY UPDATED



Tennessee Volunteers Basketball
 Facebook.com/BallWithTheVols



@Vol_Hoops



OFFICIAL WEBSITE: UTsports.com

SCHEDULE

Date	Day	Opponent	Site	Television	Time
Nov. 3	Mon.	Pikeville (exhib)	Knoxville	SEC Network+	7 p.m.
Nov. 8	Sat.	Lenoir-Rhyne (exhib)	Knoxville	SEC Network+	7 p.m.
Nov. 14	Fri.	1-vs. VCU	Annapolis, Md.	CBS Sports Network	6:30 p.m.
Nov. 20	Thur.	Texas Southern	Knoxville	Fox Sports Net*	7 p.m.
Nov. 27	Thur.	2-vs. Santa Clara	Orlando, Fla.	ESPN2*	Noon
Nov. 28	Fri.	2-vs. Kansas or Rhode Island	Orlando, Fla.	ESPN/ESPNU*	Noon or 2:30 p.m.
Nov. 30	Sun.	2-vs. TBD	Orlando, Fla.	ESPN/ESPN2/ESPNU*	TBD
Dec. 6	Sat.	3-Kansas State	Knoxville	ESPN2*	3:15 p.m.
Dec. 14	Sun.	Butler	Knoxville	ESPNU*	2 p.m.
Dec. 17	Wed.	at NC State	Raleigh, N.C.	ESPN2*	7 p.m.
Dec. 19	Fri.	Tennessee Tech	Knoxville	Fox Sports Net*	7 p.m.
Dec. 22	Mon.	Mercer	Knoxville	SEC Network*	7 p.m.
Dec. 27	Sat.	Tennessee State	Knoxville	SEC Network*	8:30 p.m.
Dec. 31	Wed.	ETSU	Knoxville	SEC Network*	1 p.m.
Jan. 7	Wed.	at Mississippi State*	Starkville, Miss.	SEC Network*	9 p.m.
Jan. 10	Sat.	Alabama*	Knoxville	SEC Network*	2 p.m.
Jan. 13	Tues.	Arkansas*	Knoxville	ESPNU*	7 p.m.
Jan. 17	Sat.	at Missouri*	Columbia, Mo.	SEC Network*	6 p.m.
Jan. 20	Tues.	at South Carolina*	Columbia, S.C.	ESPNU*	9 p.m.
Jan. 24	Sat.	Texas A&M*	Knoxville	Fox Sports Net*	1 p.m.
Jan. 27	Tues.	at Arkansas*	Fayetteville, Ark.	ESPNU*	9 p.m.
Jan. 31	Sat.	Auburn*	Knoxville	ESPN/ESPN2*	Noon
Feb. 3	Tues.	Mississippi State*	Knoxville	SEC Network*	7 p.m.
Feb. 7	Sat.	at Georgia*	Athens, Ga.	ESPN/ESPN2*	Noon
Feb. 11	Wed.	at Vanderbilt*	Nashville, Tenn.	SEC Network*	9 p.m.
Feb. 14	Sat.	LSU*	Knoxville	SEC Network*	4 p.m.
Feb. 17	Tues.	Kentucky*	Knoxville	ESPN*	7 p.m.
Feb. 21	Sat.	at Ole Miss*	Oxford, Miss.	ESPNU*	7:30 p.m.
Feb. 26	Thur.	Vanderbilt*	Knoxville	ESPN/ESPN2*	7 p.m.
Feb. 28	Sat.	at Florida*	Gainesville, Fla.	ESPN/ESPN2*	TBD
March 4	Wed.	at LSU*	Baton Rouge, La.	SEC Network*	7 p.m.
March 7	Sat.	South Carolina*	Knoxville	Fox Sports Net*	4 p.m.
March 11-15		SEC Tournament	Nashville, Tenn.		

March 17-18 NCAA First Round (Dayton, Ohio)
 March 19 & 21 NCAA Second & Third Rounds (Jacksonville, Fla. / Louisville, Ky. / Pittsburgh, Pa. / Portland, Ore.)
 March 20 & 22 NCAA Second & Third Rounds (Charlotte, N.C. / Columbus, Ohio / Omaha, Neb. / Seattle, Wash.)
 March 26 & 28 NCAA Regionals (Cleveland, Ohio / Los Angeles, Calif.)
 March 27 & 29 NCAA Regionals (Houston, Texas / Syracuse, N.Y.)
 April 4 & 6 NCAA Final Four (Indianapolis)

Key

- 1-Quicken Loans Veterans Classic (Alumni Hall, U.S. Naval Academy)
- 2-Orlando Classic (HP Field House)
- 3-SEC/Big 12 Challenge
- * Southeastern Conference Game
- ^ Available via WatchESPN.com, the WatchESPN app, Amazon Fire TV, Apple TV, Chromecast, Roku and Xbox 360 or Xbox One.

QUICK FACTS

THE BASICS

Location: Knoxville, Tenn.
Founded: 1794
Conference: Southeastern
Enrollment: 27,523
Colors: Orange & White
Nickname: Volunteers
Mascot: Smokey
Band: Pride of the Southland
University President: Dr. Joe DiPietro
Knoxville Chancellor: Dr. Jimmy Cheek
Faculty Representative: Dr. Donald Bruce
Vice Chancellor/Director of Athletics: Dave Hart
Athletic Department Phone: 865-974-1220
Ticket Office Phone: 1-800-332-8657

ARENA

Name: Thompson-Boling Arena
Capacity: 21,678
Record in Arena: 322-111 (.744) 26 Seasons
Largest Crowd: 25,610 vs. Kentucky (1/21/89)
at current capacity: 22,326 vs. Gonzaga (1/7/09)

HISTORY

First Year of Basketball: 1908-09
All-Time Record: 1,553-986-2 (.612)
NCAA Tournament Appearances: 20
 (1967, 76, 77, 79, 80, 81, 82, 83, 89, 98, 99, 00, 01, 06, 07, 08, 09, 10, 11, 14)
Last NCAA Opponent: Michigan (3/28/14)
Result: L, 73-71
NIT Appearances: 13
 (1945, 69, 71, 84, 85, 88, 90, 92, 96, 03, 04, 12, 13)
Last NIT Opponent: Mercer (3/20/13)
Result: L, 75-67

TEAM INFORMATION

2013-14 Overall Record: 24-13
Home / Away / Neutral: 14-3 / 4-7 / 6-3
SEC Record: 11-7
Home / Away / Neutral: 7-2 / 4-5 / 0-0
SEC Finish: 4th
Final Ranking (AP / USA Today): NR / NR
Starters Returning / Lost: 1 / 4
Letterwinners Returning / Lost: 4 / 7
Scholarship Newcomers: 8

HEAD COACH

Donnie Tyndall (Morehead State, 1993)
Record at Tennessee: 0-0 (First Year)
Career Record: 200-107 (9 Years) .654 Pct.
Basketball Office Phone: (865) 974-1206

MEDIA RELATIONS

Basketball SID: Tom Satkowiak (Tenn., 2002)
Office: 865-974-7501
Cell: 865-696-2897
E-mail: tomsid@tennessee.edu
Twitter: @TomSatkowiak
Secondary Contact: Amanda Pruitt (Harding, 2009)
Office: 865-974-6315
Cell: 501-827-6071
E-mail: akpruitt@utk.edu
Media Relations Fax: 865-974-9496
Press Row Phone: 865-974-0110

SID Mailing Address:
 P.O. Box 15016,
 Knoxville, TN 37901

Overnight Address:
 1551 Lake Loudoun Blvd.
 Room AG007
 Knoxville, TN 37996

- OUTLOOK
- PLAYERS
- STAFF
- REVIEW
- RESULTS
- RECORDS
- HONORS
- POSTSEASON
- VOLTMANAC
- MEDIA INFO

ROSTER BREAKDOWN

- The Vols' 2014-15 roster features 15 players (12 scholarship student-athletes) representing nine states.
- There are four Vols who hail from the state of Tennessee, three from Georgia, and a pair of players are from Florida. Alabama, Kentucky, Maryland, New York, Oklahoma and Texas also are represented.
- Tennessee has three seniors, five juniors, two sophomores and five freshmen.
- Eight Vols stand 6-5 or shorter, and seven players are 6-6 or taller.

ANNIVERSARIES

- The 2014-15 season marks the 40th anniversary of the highest-scoring team in school history. Head coach Ray Mears' 1974-75 squad averaged 86.6 points per game (2251 points in 26 games).
- It was also 40 years ago that a member of that team, Hall of Famer Bernard King, set the school record for single-season scoring average. The legendary Vol averaged 26.4 ppg – as a *freshman*.
- In King's college debut – the 40th anniversary of which takes place Nov. 30, 2014 – he dropped 42 points on Wisconsin-Milwaukee. That still stands as a record for most points in a Tennessee debut.
- That 1974-75 season was a good year to be a Tennessee point guard, and Rodney Woods capitalized. With weapons like King, Ernie Grunfeld and Mike Jackson flanking him, Woods, a senior, set the UT single-season record for total assists (227) and assists per game (8.73).
- Fifty years ago, Mears put together one of the school's top-rebounding teams. The 1964-65 Vols boasted the best rebounding margin in program history, out-rebounding opponents by 16.7 rpg.

VOLS LOOKING TO START NEW STREAK OF TOP-10 ATTENDANCE

- Tennessee finished 12th nationally in average regular-season home attendance last year, snapping a streak of eight straight seasons finishing in the top six.
- The Vols still managed to draw more than 15,000 fans to home games at Thompson-Boling Arena last year, averaging 15,475 through 17 home games.
- Tennessee has sold more than 12,000 season tickets for each of the last eight years and appears on track to do so again this season.

FOUR SCHOLARSHIP RETURNEES, PROGRAM-RECORD EIGHT SCHOLARSHIP NEWCOMERS

- Tennessee head coach Donnie Tyndall's first season on Rocky Top signals the addition of eight scholarship newcomers, which marks the most in program history (previous high was seven).
- The Vols return only four scholarship players: senior guard Josh Richardson, junior forward Armani Moore, junior forward Derek Reese and sophomore guard Robert Hubbs III. Hubbs appeared in only 12 games last season, as his debut campaign was cut short by a shoulder injury that required surgery.
- Among SEC teams, Tennessee's nine newcomers (includes one walk-on) ties Missouri for the most in the league. And UT's four returning lettermen tie Missouri and Texas A&M for fewest among SEC teams.
- Richardson is the only returner who started any games last season (36), while Moore started 16 games as a freshman in 2012-13.

TYNDALL'S TEAM POST SOLID RPIS

- In his two seasons at Southern Miss, first-year UT head coach Donnie Tyndall's teams turned in year-end RPIS of No. 27 in 2013 and No. 29 in 2014.
- In his last six seasons as a head coach, Tyndall's teams have an average year-end RPI of 87.5. And that's while competing in "mid-major" leagues such as the Ohio Valley Conference and Conference USA.
- Tennessee's average year-end RPI the last six years has been 45.5.

TYNDALL RANKS 12th ON TWITTER

- With close to 36,000 followers as of Oct. 20, Vols head coach Donnie Tyndall (@UTCochTyndall) ranks 12th among the most-followed Division I basketball coaches nationally.
- The official Tennessee team account, @Vol_Hoops, is the eighth-most followed collegiate men's basketball account in the nation, with more than 48,900 followers.

RICHARDSON READY FOR LEADERSHIP ROLE

- After earning SEC All-Defensive Team honors as a junior last season, senior guard Josh Richardson is ready to replace departed starters Jeronne Maymon (Israel), Jordan McRae (NBA) and Jarnell Stokes (NBA) and assume the role of team leader.
- Richardson is Tennessee's returning leader in all but one individual statistical category (Derek Reese is the team's top returning rebounder). See chart on next page.
- Richardson has started 68 of Tennessee's last 69 games spanning the past two seasons.
- During the 2013-14 regular season, Richardson averaged 9.5 ppg. But in Tennessee's four NCAA Tournament games, he increased his scoring average to 19.3 ppg.

RICHARDSON LOOKING TO JOIN 1,000-POINT CLUB

- Senior guard Josh Richardson enters his final season on Rocky Top needing just 261 points to become the 47th all-time member of Tennessee's 1,000-Point Club.
- Richardson scored a career-high 381 points last season, and he totaled 261 as a sophomore starter in 2012-13. He appeared in all 34 games as a freshman in 2011-12, scoring 97 points.



JOSH RICHARDSON



HUBBS HEALTHY HEADING INTO SOPHOMORE SEASON

- Sophomore guard Robert Hubbs III enters the season with a clean bill of health after appearing in just 12 games as a true freshman last year (the first 12 games of the season).
- Hubbs underwent season-ending surgery on his left shoulder Jan. 14, 2014, to address an injury dating to his senior year in high school. The Newbern, Tenn., native received full medical clearance this past summer.
- In his limited action last year, during which he wore a soft shoulder brace, Hubbs averaged 5.0 points and 1.5 rebounds while shooting .281 from 3-point range.

VOLS REPLACING TWO DRAFT PICKS, FOUR PROS

- Four departed Vols who started played key roles for Tennessee during last season's charge to the Sweet Sixteen are now playing professional basketball.
- The quartet of forwards Jeronne Maymon (9.7 ppg, 8.1 rpg) and Jarnell Stokes (15.1 ppg, 10.6 rpg) and guards Jordan McRae (18.7 ppg, .351 3FG%) and Antonio Barton (7.5 ppg, .340 3FG%) combined to account for 71 percent of UT's scoring and 63 percent of the team's rebounding last year.
- Stokes (35th overall) and McRae (58th overall) both were selected in the second round of the 2014 NBA Draft in June. Stokes was drafted by Utah, and his rights were soon traded to Memphis. McRae's rights ended up with Philadelphia after he was initially drafted by San Antonio.
- June's draft marked the fourth time Tennessee has had multiple players selected in the first two rounds of the NBA Draft (1977, 1989, 2002). It was the 10th time multiple Vols were drafted in the same year.
- Tennessee joined Stanford and UConn as the only schools in the nation to have multiple upperclassmen selected in the 2014 draft.
- Maymon signed a contract with Hapoel Tel Aviv B.C. of the Israeli Basketball Super League in August.
- Barton signed a contract with SK Cherkasy of the Ukraine Super League in September.

TYNDALL WANTS VOLS TO OVERACHIEVE

- First-year Tennessee head coach Donnie Tyndall has preached a mantra of "overachieving" to his 2014-15 squad, and he hopes the UT fan base will do its part to help give the Vols an edge.
- Tyndall: "What I want to really try to get our fans to do this year is help us be the most overachieving team in college basketball. That's going to be our goal. And I don't want to say that to undersell our talent level or undersell our players, but we need to overachieve this year to have a good year, and our fans need to help us do that."

ACADEMIC EXCELLENCE

- During Donnie Tyndall's career as a head coach, 23 of the 24 players who exhausted their eligibility under him have graduated on time.
- A total of 25 Tennessee men's basketball players have graduated in the last six years. Those players are: Josh Bone, Quinn Cannington, Quinton Chievous, Ryan Childress, Wayne Chism, D'Montre Edwards, John Fields, Melvin Goins, Kenny Hall, Tony Harris, Michael Hubert, Justin Jackson, Chris Lofton, Jeronne Maymon, Skylar McBee, Jordan McRae, Dwight Miller, Rob Murphy, Steven Pearl, J.P. Prince, Tyler Summitt, Cameron Tatum, C.J. Watson, Tanner Wild and Renaldo Woolridge.
- Of those 25 graduates in the last six years, 14 went on to sign professional basketball contracts and two have gone into coaching.

STEALS PREVALENT IN TYNDALL'S SYSTEM

- The aggressive, matchup-zone defensive system employed by UT head coach Donnie Tyndall led to both of his Southern Miss teams ranking among the Division leaders in steals each of the past two seasons.
- During the 2012-13 campaign, Southern Miss ranked fifth nationally with an average of 9.6 steals per game. And in 2013-14, Tyndall's Conference USA championship team ranked 17th nationally with 8.2 steals per game.
- To compare, last year's Tennessee squad averaged just 5.2 steals per game.

DONNIE, NIKKI ESTABLISH TYNDALL #FAMILY FOUNDATION

- Shortly after settling in as Tennessee's new head coach, Donnie Tyndall, his wife, Nikki, and his daughters, Taylor and Grace, formed The Tyndall #Family Foundation, a pending 501(c)(3) public charity that facilitates the family's involvement in philanthropic causes throughout the state of Tennessee.
- In addition to raising funds to give to nonprofit organizations, The Tyndall #Family Foundation strives to raise the public's level of awareness regarding philanthropy. One of the goals of the foundation is to encourage members of Tennessee communities, and members of the basketball community, to become involved in and support charitable activity in the greater Knoxville area and the state of Tennessee.



WHAT RETURNS?

WHEN IT COMES TO STATS...

Statistic	13-14	Returning	Lost	% Return
Scoring	2,672	605	2,067	.226
Field Goals	927	222	705	.239
3-Pt. FGs	205	60	145	.293
Free Throws	613	101	512	.165
Rebounding	1,424	270	1,154	.190
Assists	472	93	379	.197
Blocked Shots	172	65	107	.378
Steals	192	49	143	.255
Minutes	7,450	2,053	5,397	.276
Starts	185	36	149	.195

WHEN IT COMES TO STATS LEADERS...

Category	Stat	Leader
Scoring	10.3	Richardson
Field Goals	139	Richardson
Field Goal %	.474	Richardson
3-Pt. FGs	34	Richardson
3-Pt. FG %	.340	Richardson
Free Throws	69	Richardson
Free Throw %	.793	^Richardson
Rebounding	3.0	Reese
Assists	1.5	Richardson
Blocked Shots	0.8	Richardson
Steals	0.7	^Richardson
Minutes	30.3	Richardson

^{*} team leader in 2013-14



KEVIN PUNTER

SCHEDULING NOTES

- Tennessee opens the regular season Nov. 14 at the U.S. Naval Academy in Annapolis, Md., where it meets VCU as part of the inaugural Quicken Loans Veterans Classic.
- During the week of Thanksgiving, Tennessee takes part in the eight-team Orlando Classic at the ESPN Wide World of Sports Complex at Walt Disney World. The tournament field also includes Georgia Tech, Kansas, Marquette, Michigan State, Rhode Island, Rider and Santa Clara.
- Tennessee hosts Kansas State Dec. 6 as part of the 2014 SEC/Big 12 Challenge. The Volunteers have never previously faced K-State on the hardwood. Tennessee's all-time record against current members of the Big 12 stands at 10-15.
- Tennessee begins a two-year, home-and-home contract with Butler Dec. 14 in Knoxville. UT trails its all-time series with Butler 2-1, dating to 1958. Tennessee and Butler are two of only 13 programs in the nation to make at least four NCAA Sweet Sixteen appearances in the last eight seasons.
- With the launch of the SEC Network, the scheduling of midweek games has been adjusted. In addition to the traditional Tuesday night games on ESPN and ESPNU, there will also be two Tuesday games on the SEC Network. Wednesdays will feature two contests on the SEC Network, while Thursdays will highlight one game on either ESPN or ESPN2.
- And after not playing in Knoxville last season for the first time since 1953, Kentucky returns to Rocky Top Feb. 17 for an ESPN "Super Tuesday" matchup. The Vols do not play at Rupp Arena this season, marking UT's first hoops campaign without a trip to Lexington, Ky., since 1953.
- Texas A&M handed the Big Orange a pair of heartbreaking, buzzer-beater losses last season. That series resumes Jan. 24 in Knoxville when the Aggies visit Thompson-Boling Arena.
- Former UT head coach Bruce Pearl (2005-11) returns to Thompson-Boling Arena as Auburn's head coach Jan. 31.
- For the first time since 1964, Georgia does not visit Knoxville. The Bulldogs host Tennessee Feb. 7.

LOPEZ LIKELY LOST FOR SEASON

- Tennessee's point guard depth suffered a blow this summer when senior walk-on Brandon Lopez tore his right anterior cruciate ligament (ACL) July 26. He underwent surgery Aug. 14 and is expected to miss the entire 2014-15 season.
- The Knoxville, Tenn., native has been with the program since the 2011-12 campaign and appeared in 31 games over the previous three seasons.

- This summer, he had positioned himself to contend for the starting point guard spot, and would have assuredly received significant minutes.
- Said Tyndall: "It's very disappointing for our team, but it's even more disappointing for a great young man who has worked extremely hard this off-season. Brandon's positive attitude and upbeat mentality will get him through this tough time."

VOLS ONCE AGAIN HAVE HUGE PRESENCE ON TV

- Thanks in part to the Southeastern Conference's TV package, each of Tennessee's 30 regular-season contests this season will be televised.
- All told, the Vols play 15 games on the primary ESPN networks (ESPN/ESPN2/ESPNU), 10 games on the SEC Network, four games on Fox Sports Net and one game on CBS Sports Network.
- Tennessee's final 29 regular-season games (all of them except the season-opener vs. VCU at The Veterans Classic) are also going to be available through WatchESPN—accessible on smartphones and tablets via the WatchESPN app—and streamed on televisions through Amazon Fire TV, Apple TV, Chromecast, Roku, Xbox 360 or Xbox One to fans who receive their video subscription from an affiliated provider.

NOTES FROM THE WEIGHT ROOM

- The Vols spent their summer working intensely with first-year strength and conditioning coach Todd Moyer, who tracked each player's development throughout the summer.
- Junior forward Armani Moore finished the summer owning "team bests" in the 185-pound bench press (17 reps) and body-weight chin-ups (18 reps). Sophomore forward Dominic Woodson shared bench-press honors with Moore by also hoisting 17 reps.
- True freshman forward Willie Carmichael III showed the team's biggest improvement in the bench press, increasing his max reps by 10 through the course of summer workouts. Carmichael also added a team-best 11.6 pounds of muscle over the summer.
- True freshman guard Detrick Mostella posted the team's highest "standing" vertical jump, leaping 33 inches.
- The top "max" vertical jump went to fellow freshman Jabari McGhee, who rose 40.5 inches. That marked a two-inch personal improvement from the beginning of summer workouts.
- Senior guard Ian Chiles dropped a team-high 2.8 percent of his fat over the summer (a total of 5.5 pounds of fat).



PLAYERS |

Tennessee's two most experienced players, Josh Richardson (left) and Armani Moore, are serving as team captains for the Vols this season.





DEVON BAULKMAN

JUNIOR

34

Guard • 6-5 • 200
Bainbridge, Ga.
Gulf Coast State College (Fla.)
Communication Studies

DEV-in BAWK-mihn

2013-14 - SOPHOMORE (AT GULF COAST STATE COLLEGE)

- Earned his associate's degree before transferring to Tennessee.
- As a sophomore in 2013-14, Baukman led GCSC to a 20-9 record while averaging 15.5 points, 4.9 rebounds, 2.4 assists and 1.8 steals per game and earning All-Panhandle Conference honors for the second straight year.
- On Feb. 1, 2014, Baukman set the GCSC single-game scoring record by exploding for 48 points in an 87-85 win over Northwest Florida State.
- He was coached at GCSC by Jay Powell.

2012-13 - FRESHMAN (AT GULF COAST STATE COLLEGE)

- Earned second-team All-Panhandle Conference honors as a freshman.

HIGH SCHOOL

- As a senior in 2010-11, he was named first-team All-State by the *Atlanta Journal-Constitution*.
- Averaged 20.8 points and 7.8 rebounds as a senior (both team-highs) while leading Bainbridge to a 27-3 record, the Region 1AAAA Championship and a berth in the second round of the Class AAAA state tournament.
- Was coached at BHS by Rickey McCullough and was a two-time Region 1AAAA Player of the Year and also was twice named an *Albany Herald* Super 6 selection.

PERSONAL

- Full name is Devon Jemel Baukman
- Born Nov. 10, 1991, in Bainbridge, Ga.
- Son of Lynette Baukman
- Recipient of the Holland Family Athletic Scholarship



BRAXTON BONDS

FRESHMAN

32

Guard • 6-1 • 170
Nashville, Tenn.
Christ Presbyterian Academy
Psychology

BRACK-stin BONZ

HIGH SCHOOL

- Originally signed with Liberty University in November 2013 but was released from his NLI in the summer of 2014.
- Graduated from Christ Presbyterian Academy (CPA) in Nashville, Tenn., where he was coached by Drew Maddux.
- Bonds helped lead CPA to a pair of Class AA state championships (2012, 2013) and a four-year record of 137-12.
- The CPA Lions also authored a 94-game win streak against in-state opponents during Bonds' career.
- His prep career also saw CPA capture three district championships, three regional titles and three sectional crowns.
- Averaged 15.3 points, 7.8 assists and 3.5 steals as a senior in 2013-14.
- As a junior in 2012-13, Bonds averaged 11.4 points, 5.1 assists and 3.1 steals.
- Was rated by 247Sports.com as the No. 8 overall prospect in the state of Tennessee for the Class of 2014.
- Member of the National Honor Society.

PERSONAL

- Full name is Braxton Lee Bonds
- Born March 23, 1995, in Tampa, Fla.
- Son of Tracie Bonds and Bobby Bonds Jr.
- His father played 11 seasons of professional minor league baseball.
- His uncle, Barry Bonds, is MLB's all-time career leader for both home runs (762) and walks (2,558).



GALEN CAMPBELL

JUNIOR

25

Guard • 6-2 • 190
 Knoxville, Tenn.
 Fulton HS
 Sport Management

GAY-lin CAM-buhl

Year	GP-GS	Min	Avg	Total		3-pt		Pct	FT-FTA	Pct	Rebs	Avg	PF-FO	Ast	TO	Blk	Stl	Pts	Avg
				FG-FGA	Pct	FG-FGA	Pct												
11-12	5-0	7	1.4	1-3	.333	0-2	.000	0-0	.000	1	0.2	0-0	0	0	0	0	0	2	0.4
13-14	8-0	12	1.5	2-3	.667	0-0	.000	1-1	1.000	0	0.0	2-0	0	0	0	0	0	5	0.6
TOTAL	13-0	19	1.5	3-6	.500	0-2	.000	1-1	1.000	1	0.1	2-0	0	0	0	0	0	7	0.5

2013-14 - SOPHOMORE

- Appeared in eight games, including three SEC contests and two of Tennessee's NCAA Tournament wins (Iowa and UMass).
- Saw action in Tennessee's wins over The Citadel, Tusculum College, Alabama, Vanderbilt, Missouri and South Carolina at the SEC Tournament.
- Completed an "and-1" play to post a career-high three points during Tennessee's NCAA Tournament second-round win over UMass (3/21/14).
- Scored his first points of the season on a transition layup vs. Tusculum College (1/4/14).

2012-13 - NOT ON SQUAD (REDSHIRT)

- Walk-on lost his roster spot before the season due to institutionally-mandated squad size limits, but joined the team as a practice player midway through the season due to injuries to other team members; he did not dress for games.

2011-12 - FRESHMAN

- Local walk-on appeared in five games and wore jersey No. 2.
- Made his SEC debut in Tennessee's win over Arkansas (2/15/12).
- Scored his first collegiate points with a driving layup in traffic during Tennessee's win over The Citadel (12/29/11).
- Played the final three minutes of Tennessee's victory over Chaminade on the last day of the Maui Invitational, grabbing one rebound.
- Saw action late in UT's wins over UNC Greensboro (11/11/11) and ULM (11/16/11).

HIGH SCHOOL

- Graduated from Fulton High School in Knoxville, Tenn., where he was coached by Jody Wright.
- Fulton also produced Tennessee All-Americans and 1,000-point scorers Bill Justus (1967-69) and Ron Widby (1965-67).
- Left-hander earned TSWA All-State honors as a senior in 2011, averaging 24 points and 9.0 rebounds per game while leading the Falcons to the TSSAA Class AA state quarterfinals and a 21-11 overall record.
- He averaged 17.9 points and 7.2 rebounds as a junior in 2010.
- He holds the Fulton record for scoring 1,000 career points faster than any other player in program history.
- Played his freshman and sophomore seasons at Knoxville's Bearden High School before transferring to Fulton.
- Played summer ball with the Tennessee Travelers AAU program and was a teammate of fellow Vols guard Brandon Lopez for three years.

PERSONAL

- Full name is Robert Galen Campbell
- Born Aug. 5, 1993, in Chattanooga, Tenn.
- Parents are Richard and Beverly Campbell
- Richard played basketball at Middle Tennessee (shooting guard), while Beverly played basketball at Oral Roberts (point guard).

CAMPBELL'S CAREER HIGHS

Points.....	3 vs. UMass (3/21/14)	FGs Made.....	1 (3x), last vs. UMass (3/21/14)
Rebounds.....	N/A	FGs Attempted.....	2 vs. Chaminade (11/23/11)
Assists.....	N/A	3FGs Made.....	N/A
Blocks.....	N/A	3FGs Attempted.....	2 vs. Chaminade (11/23/11)
Steals.....	N/A	FTs Made.....	1 vs. UMass (3/21/14)
Minutes.....	3 vs. Chaminade (11/23/11)	FTs Attempted.....	1 vs. UMass (3/21/14)

OUTLOOK

PLAYERS

STAFF

REVIEW

RESULTS

RECORDS

HONORS

POSTSEASON

VOLMANAC

MEDIA INFO





WILLIE CARMICHAEL

FRESHMAN
24

Forward • 6-8 • 210
 Apopka, Fla.
 Wekiva HS
 Business

WILL-ee CAR-my-kuhl

HIGH SCHOOL

- Graduated from Wekiva High School in Apopka, Fla., where he was coached by Scott Williams.
- Was rated as the 25th-ranked prospect in the state of Florida by FloridaHoops.com.
- As a senior in 2013-14, Carmichael helped power Wekiva to a 25-5 record, a District 4 second-place finish and the Florida Class 7A regional semifinals.
- *The Orlando Sentinel* named him the 2014 7A State Player of the Year.
- As a junior in 2012-13, he averaged 11.2 points and 6.9 rebounds while recording six double-doubles and leading the Mustangs to the Florida Class 8A quarterfinals.
- He averaged 4.8 points and 4.6 rebounds as a sophomore in 2011-12.
- Played AAU ball for the Florida Tarheels Elite program.

PERSONAL

- Full name is Willie Leafear Carmichael III
- Son of Willie Jr. and Shirley Carmichael
- Born Oct. 8, 1995, in Orlando, Fla.
- Recipient of the Estep Athletic Scholarship



IAN CHILES

SENIOR
5

Guard • 6-1 • 200
 Louisville, Ky.
 Indiana University-Purdue University Indianapolis (IUPUI)
 Graduate School

EE-ihn CHILES

Year	GP-GS	Min	Avg	Total		3-pt		FT-FTA	Pct	Rebs	Avg	PF-FO	Ast	TO	Blk	Stl	Pts	Avg
				FG-FGA	Pct	FG-FGA	Pct											
11-12 Δ	32-28	951	29.7	110-244	.451	34-82	.415	82-105	.781	107	3.3	59-0	54	58	19	38	336	10.5
12-13 Δ	4-2	119	29.8	12-43	.279	1-8	.125	16-21	.762	9	2.3	9-0	9	10	3	7	41	10.3
13-14 Δ	25-22	827	33.1	149-356	.419	33-105	.314	63-93	.677	81	3.2	45-0	44	47	11	24	394	15.8
TOTAL	61-52	1897	31.1	271-643	.421	68-195	.349	161-219	.735	197	3.2	113-0	107	115	33	69	771	12.6

 Δ = at IUPUI

2013-14 - JUNIOR (AT IUPUI)

- Earned his bachelor's degree in May 2014, making him eligible to enroll at another institution as a graduate transfer with one year of remaining eligibility.
- Led IUPUI in scoring (15.8 ppg; third in the Summit League) and minutes played (33.1 mpg) while also averaging 3.2 rebounds.
- Started 22 of the 25 games in which he appeared, shooting .419 from the field and .314 from 3-point range.
- Scored a career-high 28 points vs. Evansville Nov. 12, 2013.
- In 61 career games played at IUPUI, Chiles has scored in double figures 41 times; he scored at least 20 points 10 times.

2012-13 - REDSHIRT (AT IUPUI)

- Was a pre-season All-Summit League selection prior to the 2012-13 campaign, but an injury forced him to redshirt that season.
- Appeared in just four games, making two starts, and averaging 10.3 points in 29.8 minutes per game.
- Returned to action in time to average a team-best 15.5 point per game during IUPUI's exhibition trip to Italy in the summer of 2013.

2011-12 - SOPHOMORE (AT IUPUI)

- After spending his freshman year in junior college, he transferred to IUPUI, where he made the five-man Summit League All-Newcomer Team as a sophomore in 2011-12.
- Started 28 of the 32 games in which he appeared, and averaged 10.5 points in 29.7 minutes per game while shooting .415 from 3-point range and .781 from the free-throw line.

2010-11 - FRESHMAN (AT WABASH VALLEY COLLEGE [ILL.])

- Attended Wabash Valley College in Mount Carmel, Ill., as a freshman in 2010-11.

HIGH SCHOOL

- Graduated from Ballard High School in Louisville, Ky.
- Ballard HS also produced UT and NBA legend Allan Houston, who lettered as a Vol from 1990-93 and is one of only four Tennessee men's basketball players to have their jersey retired (No. 20).

PERSONAL

- Full name is Ian Joseph Chiles
- Born Jan. 11, 1992, in Louisville, Ky.
- Son of Marion and Yvette Chiles
- His older sister, India Chiles, was an All-American outfielder for the Tennessee softball program, lettering from 2004-07; India also earned Academic All-America distinction during her time as a Lady Vol.
- Ian's older brother, Adam Chiles, lettered in basketball as a guard at Murray State from 2002-05; Adam was a three-year teammate of current Tennessee assistant coach Chris Shumate at Murray State.
- Recipient of the Earl Keister II Basketball Endowment

CHILES' CAREER HIGHS (all at IUPUI)

Points 28 vs. Evansville (11/12/13)
Rebounds 8 vs. Oakland (2/1/12)
Assists 7 at South Dakota (1/19/12)
Blocks 4 vs. Valparaiso (12/23/11)
Steals 4 (2x), last vs. IU-Northwest (12/11/12)
Minutes 45 at Oral Roberts (2/9/12)

FGs Made 11 vs. Evansville (11/12/13)
FGs Attempted 23 at Marquette (12/14/13)
3FGs Made 4 (2x), last at Western Illinois (3/1/14)
3FGs Attempted 10 vs. Evansville (11/12/13)
FTs Made 9 at Bradley (12/4/13)
FTs Attempted 13 at Bradley (12/4/13)

**ROBERT HUBBS III****SOPHOMORE****3**

Guard • 6-6 • 206
 Newbern, Tenn.
 Dyer County HS
 Communications

RAH-burt HUBBS**FRESHMAN**

- Had season-ending surgery on his left shoulder Jan. 14 to address an injury dating to his senior year in high school.
- True freshman wing appeared in 12 contests for the Vols, averaging 5.0 points and 1.5 rebounds in 18.3 minutes off the bench.
- Scored at least three points in each of the final seven games in which he appeared.
- Was the first Vol off the bench five times.
- Had seven points, two rebounds and a block as UT routed Wake Forest at the Battle 4 Atlantis (11/30/13).
- His first career double-digit scoring effort was a 13-point performance vs. The Citadel (11/18/13).
- Scored his first points as a Vol in the home-opener against USC Upstate (11/16/13); he made a pair of 3-pointers in the win.
- Made his college debut in the season-opener at Xavier (11/12/13), playing 12 minutes and grabbing one rebound.

HIGH SCHOOL

- Graduated from Dyer County High School in Newbern, Tenn., where he was coached by Derek McCord.
- Was rated by Rivals.com as the nation's No. 23 overall prospect and the No. 5 shooting guard in the country.
- 247Sports.com rated Hubbs as the nation's 20th-best overall prospect as well as tabbing him as the country's No. 4 shooting guard and the top overall prospect in the state of Tennessee.
- Played in the prestigious Kentucky Derby Festival Basketball Classic at Freedom Hall on April 19, 2013.
- As a senior, he led Dyer County a 31-4 overall record and a berth in the Tennessee Class AAA state championship game, where the Choctaws fell to Memphis Southwind.
- Averaged 25 points, seven rebounds and two assists as a senior and was named to the 2013 TSWA Class AAA All-State Team.
- Earned All-Tournament Team honors and also received the tournament MVP Award after leading DCHS to the Region 7AAA championship as a senior.

continues...

HUBBS (continued)

- Was a 2013 Tennessee Class AAA Mr. Basketball finalist.
- In the eighth game of his senior season, Hubbs became Dyer County's all-time leading scorer; he finished his prep career with 2,464 points (DCHS went 118-13 during his four seasons).
- In June 2012, Hubbs was one of 32 elite prep standouts invited to the USA Basketball U17 National Team trials in Colorado Springs, Colo.
- Was named a preseason second-team All-State selection by ESPNHS entering his junior campaign.
- Was a 2013 McDonald's All-American nominee.
- Played AAU ball for the M33M program, which is coached by Ernie Kuyper.
- In April 2012, Hubbs led the M33M Elite squad to the championship at the "Real Deal in the Rock" AAU event in Little Rock, Ark.
- Also starred during the spring and summer of 2012 at marquee events such as the Big Strick Classic in Manhattan, N.Y., the Jack Jones Shootout in Memphis, the Reebok Breakout Challenge in Philadelphia, the Best Buy Classic in Minneapolis, Minn., and the Fab 48 in Las Vegas.

PERSONAL

- Full name is Robert Lee Hubbs III
- Born Aug. 19, 1995, in Union City, Tenn.
- Parents are Robert Jr. and Lesia Hubbs
- Recipient of the Dane Bradshaw Endowed Athletic Scholarship.

HUBBS' CAREER HIGHS

Points	13 vs. The Citadel (11/18/13)	FGs Made	5 vs. The Citadel (11/18/13)
Rebounds	4 (2x), last vs. Tennessee State (11/22/13)	FGs Attempted	11 vs. The Citadel (11/18/13)
Assists	2 (3x), last vs. Virginia (12/30/13)	3FGs Made	2 vs. USC Upstate (11/16/13)
Blocks	2 vs. NC State (12/18/13)	3FGs Attempted	4 (3x), last vs. NC State (12/18/13)
Steals	1 (2x), last vs. NC State (12/18/13)	FTs Made	3 vs. The Citadel (11/18/13)
Minutes	24 vs. Wake Forest (11/30/13)	FTs Attempted	4 vs. The Citadel (11/18/13)



BRANDON LOPEZ

SENIOR

33

Guard • 6-1 • 180
Knoxville, Tenn.
Austin-East HS
Marketing

BRAN-dihñ LO-pehž

Year	GP-GS	Min	Avg	Total		3-pt		FT-FTA	Pct	Rebs	Avg	PF-FO	Ast	TO	Blk	Stl	Pts	Avg
				FG-FGA	Pct	FG-FGA	Pct											
11-12	7-0	10	1.4	0-0	.000	0-0	.000	0-0	.000	1	0.1	0-0	0	0	0	0	0	0.0
12-13	17-0	98	5.8	2-10	.200	0-1	.000	1-3	.333	11	0.6	9-0	8	9	0	3	5	0.3
13-14	7-0	13	1.9	0-0	.000	0-0	.000	0-0	.000	1	0.1	0-0	0	1	0	0	0	0.0
TOTAL	31-0	121	3.9	2-10	.200	0-1	.000	1-3	.333	12	.05	9-0	8	10	0	3	5	0.2

2013-14 - JUNIOR

- Made seven appearances on the year, including three SEC contests and two NCAA Tournament games (Iowa and UMass).
- Also made appearances in Tennessee's SEC wins over Alabama (2/1/14) and Missouri (3/8/14).
- His first SEC action of the season was a season-high, five-minute run at sixth-ranked Florida (1/25/14).
- Played the final two minutes of UT's home win over Tusculum College (1/4/14).
- Saw his first action of the season during the final minute of Tennessee's home win over Morehead State (12/23/13).

2012-13 - SOPHOMORE

- Saw his role expand as he appeared in 17 contests, averaging 5.8 minutes per game.
- Totaled five points, 11 rebounds, eight assists and three steals.
- Averaged 6.1 minutes in eight SEC appearances.
- Scored his first career SEC points with a driving finger-roll in the win over No. 8 Florida (2/26/13).
- Was called into action during UT's home game vs. Vanderbilt (1/29/13) after Trae Golden left with an injury; he responded with two rebounds and a career-high three assists while fueling the Vols to victory.
- Had two assists, two steals and no turnovers in a career-high 14 minutes vs. Memphis (1/4/13).
- Played 13 minutes in UT's win over Xavier (12/29/12) and made his first career field goal.
- Played seven solid backup minutes at point guard in UT's win over 23rd-ranked Wichita State (12/13/12).
- Was the backup point guard position when the Vols played at Virginia (12/5/12); Played five minutes against the Cavaliers.
- Saw late-game action during UT's win over Oakland (11/26/12).
- Played the final minute of UT's semifinal game against Oklahoma State at the Puerto Rico Tip-Off (11/16/12) and scored his first collegiate point on a free throw.

2011-12 - FRESHMAN

- Appeared in seven games, including three SEC contests.
- Made his SEC debut in Tennessee's win over Arkansas (2/15/12) and also appeared in conference games at Alabama (2/18/12) and South Carolina (2/25/12).
- Took the floor during the final minute of UT's win over The Citadel (12/29/11).
- Played three minutes against Chaminade at the Maui Invitational (11/23/11).
- Saw action in UT's home victory over Louisiana-Monroe (11/16/11).
- Made his Tennessee debut late in the Vols' win over UNC Greensboro (11/11/11) and grabbed one rebound.

HIGH SCHOOL

- Graduated from Austin-East High School in Knoxville, Tenn., where he was coached by Charles Mitchell.
- AEHS also produced Tennessee 1,000-point scorer Rob Jones (1983-86).
- Earned TSWA All-State honors after averaging 25.6 points, 8.2 rebounds and 6.8 assists as a senior in 2011 and leading the Roadrunners to the quarterfinals of the TSSAA Region 2-AA tournament.
- Posted an impressive 3.9 GPA in high school.
- Played summer ball with the Tennessee Travelers AAU program.
- Was an AAU teammate of current Vols guard and fellow Knoxville native Galen Campbell.

PERSONAL

- Full name is Brandon Tory Lopez
- Born Nov. 3, 1992, in Jacksonville, Fla.
- Parents are Barbara Ligon and Hector Lopez
- Aspires to be a basketball coach at the collegiate or NBA level.

LOPEZ'S CAREER HIGHS

Points2 (2x), last vs. Florida (2/26/13)
Rebounds2 (4x), last vs. Florida (2/26/13)
Assists3 vs. Vanderbilt (1/29/13)
Blocks N/A
Steals2 vs. Memphis (1/4/13)
Minutes17 at Arkansas (2/2/13)

FGs Made1 (2x), last vs. Florida (2/26/13)
FGs Attempted2 (2x), last vs. Xavier (12/29/12)
3FGs Made N/A
3FGs Attempted 1 at Virginia (12/5/12)
FTs Made1 vs. Oklahoma State (11/16/12)
FTs Attempted2 vs. Oklahoma State (11/16/12)

**JABARI MCGHEE****FRESHMAN****21**

Forward • 6-8 • 210

Albany, Ga.

Hargrave Military Academy (Va.)

Business

juh-BAR-ee mih-GEE

PREP SCHOOL

- Spent the 2013-14 academic year at Hargrave Military Academy in Chatham, Va., where he played for coach A.W. Hamilton.
- During that 2013-14 season at Hargrave, McGhee averaged close to 24 points and 15 rebounds while helping lead the team to a 32-8 record.

HIGH SCHOOL

- Prior to enrolling in prep school, McGhee graduated from Monroe High School in Albany, where he was coached by Marquis Davis and was a three-year starter.
- McGhee totaled more than 1,200 points during his high school career, was a two-time *Albany Herald* Super 6er and won the Herald's 2013 Willie Boston Boys Player of the Year award.
- As a senior, McGhee averaged a double-double and earned Class AAAA All-State honors from the *Atlanta Journal Constitution* (first team), the Georgia Athletic Coaches Association (first team) and the Georgia Sportswriters Association (second team) while helping the Tornados become the first team in the history of the Herald's Fab 5 Poll to go wire-to-wire as the No. 1-ranked team in Southwest Georgia.
- Played AAU ball for the Atlanta Xpress program, which also produced current Vols guard Armani Moore, a junior from Kennesaw, Ga.

PERSONAL

- Full name is Jabari Akil McGhee
- Born July 10, 1994, in Atlanta, Ga.
- Son of Derek McGhee and Janet Johnson
- Was head coach Donnie Tyndall's first signee at Tennessee; Tyndall was introduced April 22, and McGhee signed May 2.
- Recipient of the Richard & Melba Jackson Athletic Scholarship Endowment





ARMANI MOORE

JUNIOR

4

Forward • 6-5 • 215
 Kennesaw, Ga.
 Mt. Paran Christian School
 Communication Studies

ahr-MAHN-ee MOHR

Year	GP-GS	Min	Avg	Total		3-pt		FT-FTA	Pct	Rebs	Avg	PF-FO	Ast	TO	Blk	Stl	Pts	Avg
				FG-FGA	Pct	FG-FGA	Pct											
12-13	30-16	397	13.2	30-80	.375	4-15	.267	8-16	.500	77	2.6	48-1	20	31	18	17	72	2.4
13-14	33-0	426	12.9	39-83	.470	7-26	.269	17-29	.586	73	2.2	46-0	22	9	20	15	102	3.1
TOTAL	63-16	823	13.1	69-163	.423	11-41	.268	25-45	.556	150	2.4	94-1	42	40	38	32	174	2.8

2013-14 - SOPHOMORE

- Appeared in 33 games and averaged 3.1 points and 2.2 rebounds in 12.9 minutes per game while shooting .470 from the field.
- Owned a 2.4 assist/turnover ratio and ranked fourth on the team in blocks with 20.
- Was the first player off the bench nine times, and he led the team in blocks five times.
- Increased his minutes (14.6 mpg), scoring (3.5 ppg) and rebounding (2.5 rpg) during SEC play.
- Shot .525 from the field and averaged 4.9 points during the final 10 games of the season.
- Averaged 15.8 minutes off the bench in UT's four NCAA Tournament games, shooting .583 from the field and owning an impressive 6.0 assist/turnover ratio.
- In Tennessee's NCAA Tournament Sweet Sixteen clash with Michigan (3/28/14), he finished with six points, six rebounds and two assists.
- Contributed four points, three assists and two rebounds in 14 solid minutes during UT's NCAA Tournament "First Four" comeback win over Iowa (3/19/14).
- Made multiple 3-pointers for the first time in his career (he made two) during Tennessee's lopsided home win over Missouri (3/8/14); he totaled eight points and four rebounds in the triumph.
- In Tennessee's victory at Auburn (3/5/14), he totaled three points, five rebounds and two blocks.
- Enjoyed a productive outing in UT's 76-38 pummeling of rival Vanderbilt (3/1/14), totaling eight points, three rebounds, one assist, one block and one steal.
- Came off the bench at Mississippi State (2/26/14) to tally eight points, four rebounds and three steals in 19 productive minutes during the Tennessee win.
- Was 4-of-6 from the field for a career-high-tying nine points in UT's home victory over South Carolina (2/8/14).
- Totaled two points, four rebounds, three assists and three highlight-reel blocks in the win over Ole Miss (1/29/14).
- Scored six points at sixth-ranked Florida (1/25/14); made all four of his free-throw attempts vs. the Gators.
- Played 15 minutes off the bench at No. 13 Kentucky (1/18/14), totaling four points, three rebounds, one assist and one steal.
- Provided a huge boost of energy off the bench when the Vols hosted Tennessee Tech (12/7/13), as he provided two blocked shots, five points and six rebounds in the win.
- Totaled nine points in 16 minutes off the bench against Tennessee State (11/22/13).
- Grabbed a team-high seven rebounds and also had a block and two steals vs. The Citadel (11/18/13).

2012-13 - FRESHMAN

- Appeared in 30 games, with 16 starts; he started 13 of the 17 SEC games in which he appeared (playing the No. 4 position in UT's four-guard lineup).
- Averaged 2.4 points and 2.6 rebounds in 13.2 minutes per game.
- Ranked fourth on the team in both blocks (18) and steals (17).
- Led the Vols in blocks seven times and steals five times; he also grabbed five or more rebounds six times.
- Drew five charges on the year (tied for fourth on the team).
- In SEC play, he raised both his scoring (2.8 ppg) and rebounding (3.5 rpg, fourth on the team) averages while ranking third on the team in both blocks (13) and steals (12).
- During SEC play, he ranked fourth among league freshmen in blocks per game (0.76 bpg), 10th in steals (0.71 spg) and 11th in rebounding (3.5 rpg).
- Contributed seven points, three rebounds and a steal as UT won at Auburn (3/6/13).
- Scored a season-high eight points in UT's 30-point win over No. 25 Kentucky (2/16/13).
- Led the Vols in rebounds (8), assists (3) and blocks (3) during a career-high 29 minutes of action at No. 23 Ole Miss (1/24/13).
- Grabbed 11 rebounds in the win over Mississippi State (1/19/13) and also added four points, four assists, three steals and a block.
- In 12 solid minutes at Kentucky (1/15/13), he totaled five points, four rebounds, one block and he also drew a charge.
- Made his SEC debut at Alabama (1/12/13) and showed extreme poise off the bench, totaling seven points on 3-of-4 shooting with a block and a steal in 21 minutes.
- Posted seven points, three assists and two blocks in the season-opening victory over Kennesaw State, his collegiate debut (11/9/12).



HIGH SCHOOL

- Graduated from Mt. Paran Christian School, where he was coached by Scott Varner.
- Led the Eagles to a 24-6 record and the second round of the Class A state playoffs as a senior in 2011-12.
- Selected as a first-team All-State honoree by the Georgia Sports Writers Association after averaging 22 points, 9.3 rebounds, 3.9 blocks and 2.6 steals per game as a senior.
- Shot close to 40 percent from 3-point range during his final prep season.
- Is believed to be the first student-athlete from MPCS to receive a Division I basketball scholarship; the school opened in 1976.
- Attended Swainsboro High School as a freshman, sophomore and junior before transferring to Mt. Paran Christian.

PERSONAL

- Full name is Armani T'Bori Moore
- Born March 25, 1994, in Swainsboro, Ga.
- Parents are Claudette Moore and Elvin Clark
- Recipient of the Dean & Clara Jones Athletic Scholarship Endowment and the JoNelda & Sidney Blalock Athletic Scholarship Endowment

MOORE'S CAREER HIGHS

Points9 (2x), last vs. South Carolina (2/8/14)
Rebounds11 vs. Mississippi State (1/19/13)
Assists4 vs. Mississippi State (1/19/13)
Blocks4 vs. Arkansas (1/22/14)
Steals3 (3x), last at Mississippi State (2/26/14)
Minutes29 (2x), last vs. Alabama (1/26/13)

FGs Made4 (4x), last vs. Vanderbilt (3/1/14)
FGs Attempted7 vs. Tennessee State (11/22/13)
3FGs Made2 vs. Missouri (3/8/14)
3FGs Attempted3 (2x), last vs. Missouri (3/8/14)
FTs Made4 at Florida (1/25/14)
FTs Attempted4 (3x), last at Florida (1/25/14)



DETRICK MOSTELLA

FRESHMAN

15

Guard • 6-3 • 170
Decatur, Ala.
Notre Dame Prep (Mass.)
Sport Management

DEE-trick moss-TELL-uh

PREP SCHOOL

- Spent the 2013-14 academic year at Notre Dame Preparatory School in Fitchburg, Mass, where he was coached by Ryan Hurd.
- Former Vols point guard Antonio Barton, who completed his eligibility in 2013-14, also is a product of Notre Dame Prep.

HIGH SCHOOL

- He transferred to La Lumiere School in La Porte, Ind., for his final year of high school, and he graduated from La Lumiere in 2013.
- Considered a four-star prospect by nearly every major recruiting service, he was rated by 247Sports as the nation's No. 43 overall prospect in the class of 2013.
- From his freshman through junior year, he attended Austin High School in Decatur, Ala. As a junior, he earned All-State honors from the Alabama Sports Writers Association after averaging 16.4 points per game and leading Austin to the Class 6A Northwest Regional final.
- As a sophomore at AHS, he averaged 18.0 points and 4.0 rebounds per game and was named *The Decatur Daily's* 4A-6A Player of the Year.

PERSONAL

- Full name is Detrick Samon Mostella
- Born: Oct. 12, 1993, in Decatur, Ala.
- Son of Dyra and Ricky Mostella
- Initially signed with Oklahoma State in November 2012, prior to his senior season, but was later released from his NLI.
- Recipient of The John Stokely Family Athletic Endowment



TARIQ OWENS

FRESHMAN

11

Guard • 6-10 • 205
Odenton, Md.
Mt. Zion Prep School (Md.)
Agricultural Leadership

ty-REEK OH-wihns

PREP SCHOOL

- Spent a post-graduate year at Mt. Zion Prep School in Baltimore, where he was coached by Rodrick Harrison.
- Rivals.com rated Owens as the eighth-best prospect in the state of Maryland.
- Prior to the 2013-14 season, Owens was rated by Scout.com as a four-star, top-100 prospect.

HIGH SCHOOL

- Attended St. Vincent Pallotti High School in Laurel, Md., before enrolling at Mt. Zion.
- Initially signed with Ohio University in November 2013, but he was released from his NLI following a coaching change there.
- Played AAU ball for the Baltimore's Finest program.

PERSONAL

- Full name is Tariq Amir Owens
- Born: June 30, 1995, in Utica, N.Y.
- Son of Renard and Cassandra Owens
- Recipient of the Bertelkamp Basketball Scholarship Endowment.



KEVIN PUNTER

JUNIOR

0

Guard • 6-4 • 180
Bronx, N.Y.
State Fair Community College (Mo.)
Recreation/Sport Management

KEV-in PUN-tuhr

2013-14 - SOPHOMORE (AT STATE FAIR COMMUNITY COLLEGE)

- Earned his associate's degree before transferring to Tennessee.
- Selected as a first-team NJCAA All-American.
- Shot 57.1 percent from the field and 37 percent from 3-point range while averaging 20.3 points (26th nationally), 4.6 rebounds and 1.7 assists per game.
- His 651 total points ranked tied for 13th in the country among junior-college players.
- Shot 82.7 percent from the free-throw line (43rd nationally).
- Helped the Roadrunners a 26-7 overall record and their first trip to NJCAA Men's Division I National Championship since the 1975-1976 season.
- Was coached at State Fair Community College by Kevin Thomas.

2012-13 - FRESHMAN (AT STATE FAIR COMMUNITY COLLEGE)

- As a freshman for the Roadrunners in 2012-13, Punter averaged 12.9 points, 4.1 rebounds and 1.7 assists.

PREP SCHOOL

- Following high school, Punter spent one year attending Body of Christ Christian Academy in Raleigh, N.C.
- In his lone season at Body of Christ, he averaged 24.2 points and 2.5 steals.

HIGH SCHOOL

- Graduated from Salesian High School in New Rochelle, N.Y., in 2011.
- He was coached at Salesian by John Miressi and finished as the school's second all-time leading scorer.
- The New York State Sportswriters Association named Punter the 2011 Class B State Player of the Year and an All-State performer after he averaged 28.2 points as a senior.

PERSONAL

- Full name is Kevin Xavier Punter Jr.
- Born June 25, 1993, in Bronx, N.Y.
- Son of Sherise and Kevin Punter Sr.
- Recipient of The Richard Mark Foster Family Scholarship

OUTLOOK

PLAYERS

STAFF

REVIEW

RESULTS

RECORDS

HONORS

POSTSEASON

VOLMANAC

MEDIA INFO





DEREK REESE

JUNIOR

23

Forward • 6-8 • 220

Orlando, Fla.

Olympia HS

Psychology

DEHR-ricK REESE

Year	GP-GS	Min	Avg	Total		3-pt		FT-FTA	Pct	Rebs	Avg	PF-FO	Ast	TO	Blk	Stl	Pts	Avg
				FG-FGA	Pct	FG-FGA	Pct											
12-13	14-0	191	13.6	19-49	.388	10-31	.323	4-6	.667	29	2.1	13-0	7	5	1	4	52	3.7
13-14	24-0	261	10.9	19-57	.333	10-36	.278	9-13	.692	72	3.0	38-0	7	11	11	5	57	2.4
TOTAL	38-0	452	11.9	38-106	.358	20-67	.299	13-19	.684	101	2.7	51-0	14	16	12	9	109	2.9

2013-14 - SOPHOMORE

- Averaged 10.9 minutes off the bench while seeing action in 24 games.
- Averaged 2.4 points per game and ranked fourth on the team in rebounding with 3.0 rpg.
- Was the first Vol off the bench a team-high 11 times.
- In 15 SEC appearances, he averaged 1.8 points and 2.7 rebounds in 10.1 minutes per game.
- Had three points, two rebounds and two blocks in 14 minutes off the bench vs. Michigan in the NCAA Tournament Sweet Sixteen (3/28/14).
- Totaled three points, one rebound and one steal in Tennessee's second-round NCAA Tournament win over UMass (3/21/14).
- Had two dunks, seven points and four rebounds in UT's lopsided home win over Missouri (3/8/14).
- Grabbed seven rebounds and recorded a pair of steals in Tennessee's victory at Auburn (3/5/14).
- Played 18 minutes off the bench in UT's 76-38 pummeling of rival Vanderbilt (3/1/14), totaling five points, seven rebounds and a steal.
- Had five points, one rebound and a block in Tennessee's win over Georgia (2/18/14).
- Came off the bench during UT's home victory over Auburn (1/15/14) and recorded four points and five rebounds.
- Totaled eight points, seven rebounds, two blocks and an assist in 20 minutes of work against Tusculum College (1/4/14).
- Grabbed a team-high nine rebounds in just 10 minutes off the bench in UT's dominant 87-52 win over Virginia (12/30/13).
- Made his season debut in the Vols' home win over Morehead State (12/23/13) and had a career night, posting a double-double with 12 points, 10 rebounds four blocks and an assist in 19 minutes strong off the bench.

SUMMER 2013

- Played for Puerto Rico's Men's National B Team at the 2013 FIBA Stanković Continental Champions Cup in Lanzhou, China.
- Played in all nine games at the tournament, starting two, and averaging 1.7 points and 2.0 rebounds as Puerto Rico went 3-6.

2012-13 - FRESHMAN

- Wore jersey No. 3 and saw action in 14 games as a backup at the No. 4 position, averaging 3.7 points and 2.1 rebounds while shooting .323 from 3-point range (10-of-31) in 13.6 minutes per game.
- Averaged 3.5 points and 2.2 rebounds in the 13 SEC games in which he appeared, playing 12.9 minutes per game.
- Pulled down a season-high eight rebounds and also added six points in 23 minutes off the bench at Arkansas (2/2/13).
- Shot 3-of-5 from 3-point range for nine points in the win over Mississippi State (1/19/13).
- Had nine points and four rebounds in 22 minutes of action at Kentucky (1/15/13).
- Totaled five points, three rebounds and an assist at Alabama (1/12/13).
- Had seven points and four rebounds in UT's home game vs. Ole Miss (1/9/13; his SEC debut).
- Received game clearance from team doctors on Dec. 28 and served as the catalyst in UT's win over Xavier (12/29/12) one day later, totaling seven points, two steals, a block and an assist in 23 minutes.
- Started participating in limited practice drills while the Vols were at the Puerto Rico Tip-Off in mid-November.
- Underwent a surgical procedure on his right shoulder on Aug. 21, 2012, to address a labral tear.

SUMMER 2012

- Played for Puerto Rico's U19 National Team at the 2012 Nike Global Challenge in Washington, D.C., July 13-15.
- Started all four games and averaged 21.0 points, 12.3 rebounds and 1.3 steals in 32.0 minutes per game (all three were team-highs). He also shot .458 from the field, .400 from 3-point range and .917 from the free-throw line.

HIGH SCHOOL

- Graduated from Olympia High School, where he was coached by Mark Griseck.
- Averaged 9.5 points, 8.1 rebounds, 1.3 assists and 1.3 blocks per game as a senior in 2011-12.
- Had 18 rebounds during a senior-season win over First Academy.
- As a junior, he averaged 13 points and eight rebounds per game while shooting close to 48 percent from the floor and 41 percent from beyond the 3-point arc.

- Played AAU ball with the Florida Rams Q6 All-Stars program, which was coached by former LSU basketball players Willie Anderson and Reggie Tucker.
- Lettered for one year in football and two years in track.

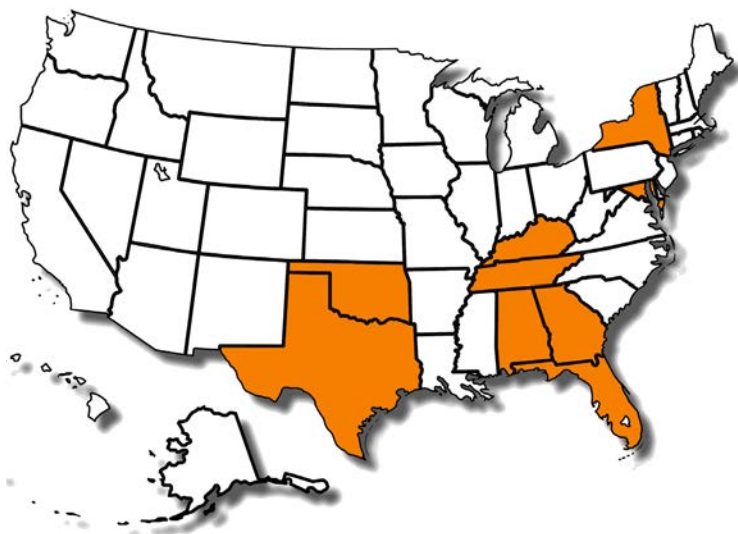
PERSONAL

- Full name is Derek Patrick Reese
- Born Nov. 3, 1993, in Orlando, Fla.
- Parents are Yolanda and Robert Reese Jr.
- His older brother, Michael, played baseball at Division II Rollins College in Florida before playing professionally for three years and is now an assistant baseball coach at Rollins.
- Also has an older sister, Jessica, who was a dancer for the NBA's Orlando Magic for four years.
- Has an older brother, Robert, who serves in the Marines, and also has a pair of younger twin siblings: Jayson and Jaylene.
- Recipient of the Ray & Dana Mears Athletic Scholarship Endowment

REESE'S CAREER HIGHS

Points12 vs. Morehead State (12/23/13)	FGs Made5 vs. Morehead State (12/23/13)
Rebounds10 vs. Morehead State (12/23/13)	FGs Attempted9 vs. Morehead State (12/23/13)
Assists3 vs. Virginia (12/30/13)	3FGs Made3 vs. Mississippi State (1/19/13)
Blocks4 vs. Morehead State (12/23/13)	3FGs Attempted6 vs. Xavier (12/29/12)
Steals2 (2x), last at Auburn (3/5/14)	FTs Made3 vs. UMass (3/21/14)
Minutes23 (2x), last at Arkansas (2/2/13)	FTs Attempted4 vs. UMass (3/21/14)

ROSTER BREAKDOWN



BY CLASS

Seniors (3)
Chiles, Lopez, Richardson

Juniors (5)
Baulkman, Campbell, Moore, Punter, Reese

Sophomores (2)
Hubbs III, Woodson

Freshmen (5)
Bonds, Carmichael, McGhee, Mostella, Owens

BY STATE

Alabama (1) Mostella	Kentucky (1) Chiles	Oklahoma (1) Richardson
Florida (2) Carmichael, Reese	Maryland (1) Owens	Tennessee (4) Bonds, Campbell, Hubbs III, Lopez
Georgia (3) Baulkman, McGhee, Moore	New York (1) Punter	Texas (1) Woodson





JOSH RICHARDSON

SENIOR

1

Guard • 6-6 • 200
Edmond, Okla.
Santa Fe HS
Psychology

JAHSH RICH-erd-sin

Year	GP-GS	Min	Avg	Total		3-pt		FT-FTA	Pct	Rebs	Avg	PF-FO	Ast	TO	Blk	Stl	Pts	Avg
				FG-FGA	Pct	FG-FGA	Pct											
11-12	34-9	543	16.0	36-102	.353	9-38	.237	16-25	.640	47	1.4	61-0	24	32	19	18	97	2.9
12-13	33-33	1013	30.7	99-211	.469	9-42	.214	54-78	.692	143	4.3	82-0	51	55	23	35	261	7.9
13-14	37-36	1122	30.3	139-293	.474	34-100	.340	69-87	.793	106	2.9	79-0	56	37	30	27	381	10.3
TOTAL	104-78	2678	25.8	274-606	.452	52-180	.289	139-190	.732	88-296	2.9	222-0	131	124	72	80	739	7.1

HONORS

- 2014 SEC All-Defensive Team
- 2014 Coach Wooden Citizenship Cup Semifinalist (1 of 36)

2013-14 - JUNIOR

- SEC All-Defensive Team selection enjoyed a breakout year as he started all 37 games for the Vols, averaging 10.3 points, 2.9 rebounds and 1.5 assists per game while shooting .340 from 3-point range.
- In addition to being Tennessee's third-leading scorer, he led the team in free-throw percentage (.793), ranked second on the team in steals (27) and was third in blocks (30).
- In UT's four NCAA Tournament games, he led the Vols in field-goal percentage (.617) and assists (3.0 apg) while ranking second in scoring (19.3 ppg).
- Averaged 9.9 points in Tennessee's 18 SEC games, while recording a team-high 16 steals and blocking 17 shots in league play.
- Scored in double figures 20 times and posted a pair of 20-point games; also led the Vols in blocks 12 times.
- In Tennessee's four NCAA Tournament games, he shot a team-best .617 (29-of-47), averaged a team-best 3.0 assists and also averaged 19.3 points and 3.5 rebounds.
- Scored 19 points, including 13 in the first half, against Michigan in the NCAA Tournament Sweet Sixteen (3/28/14).
- Made 9-of-13 shots en route to a career-high 26 points while powering Tennessee past Mercer in the third round of the NCAA Tournament (3/23/14).
- Totaled 15 points, three rebounds, five assists, two blocks and a steal in Tennessee's NCAA Tournament second-round win over UMass (3/21/14).
- After going scoreless during the first half of his NCAA Tournament debut vs. Iowa (3/19/14), he scored all 17 of his points in the second half and also finished with eight rebounds, two assists and a steal in UT's "First Four," come-from-behind, overtime victory.
- When the Vols beat Missouri in Knoxville (3/8/14), he limited SEC leading scorer Jabari Brown (21.4 ppg) to only eight points on 1-of-10 shooting; Brown did not make a single field goal while Richardson was on the court.
- In Tennessee's win at Auburn (3/5/14), he held Chris Denson, the SEC's second-leading scorer (19.3 ppg) to just three points.
- Set career-highs for free throws made (9) and attempted (11) while scoring 16 points and blocking two shots at Missouri (2/15/14).
- Scored 14 points at Vanderbilt (2/5/14).
- Shot 3-of-6 from 3-point range at Alabama (2/1/14), totaling 12 points, three assists and no turnovers.
- Made four of seven 3-pointers as part of a 16-point, five-rebound, two assist, three block effort against Ole Miss (1/29/14).
- Recorded a career-high four steals and scored 15 points on 7-of-11 shooting as the Vols beat Auburn in Knoxville (1/15/14).
- Scored in double figures for the fourth time in five games when he posted 11 points on 4-of-8 shooting vs. Texas A&M (1/11/14).
- Had a season-high and career-high-tying 20 points on 8-of-9 shooting (including a perfect 4-for-4 night from 3-point range) as the Vols defeated Virginia 87-52 (12/30/13); scored 15 of his 20 points in the first half.
- Shot 8-for-13 from the field (both season-highs) and also posted season-highs for points (game-high 19) and rebounds (8) in the Vols' home win over Morehead State (12/23/13).
- Had 13 points in UT's home win over Tennessee Tech (12/7/13).
- Scored 13 points and dished out a team-high three assists against UTEP at the Battle 4 Atlantis (11/28/13).
- Shot 3-of-4 from 3-point range en route to 13 points in the season-opener at Xavier (11/12/13).

2012-13 - SOPHOMORE

- Started all 33 of Tennessee's games, playing the No. 3 position.
- One of the team's most improved players, he increased his scoring average from 2.9 points per game as a freshman to 7.9 points (fourth on the team).
- Led the Vols in steals (1.1 spg), ranked second on the team in rebounding (4.3 rpg) and minutes played (30.7 mpg), and was third in field-goal percentage (.469), assists (1.5 apg) and blocks (0.7 bpg).
- Shot .533 on 2-point field-goal attempts, many of which were slashing pull-ups in traffic.
- Scored in double-figures nine times and led the team in steals 14 times.
- Had a team-high 115 deflections defensively.
- In SEC play, he averaged 7.3 points and 3.6 rebounds in 31.1 minutes per game.

- Shot .692 at the free-throw line overall, but improved that percentage to .800 during conference play.
- Owned a 1.35 assist/turnover ratio in SEC play.
- Did a bit of everything when UT faced Alabama in the SEC Tournament (3/15/13), scoring a team-high 16 points, grabbing five rebounds, dishing out three assists and adding a pair of steals.
- His well-rounded effort in the Missouri win (3/9/13) included 11 points, seven rebounds and a team-high three steals.
- Recorded nine points, three rebounds, three assists, two steals and also drew a charge in the road win at Auburn (3/6/13).
- Scored seven points and added four rebounds, three assists, one block and one steal as Tennessee upset No. 8 Florida in Knoxville (2/26/13).
- Stuffed the stat sheet in UT's win at South Carolina (2/10/13), totaling seven points, five rebounds, a career-high five assists, two steals and a block.
- Totaled 11 points, five rebounds, two assists and a block at Arkansas (2/2/13).
- Established a new career-high for rebounds by pulling down 10 in Tennessee's home win over Vanderbilt (1/29/13).
- Had 16 points on 6-of-9 shooting in the win over Mississippi State (1/19/13).
- Posted career-highs for points (20) and rebounds (9) in a great 34-minute effort vs. Memphis (1/4/13).
- Led the Vols with 12 points vs. Xavier (12/29/12) and also had seven rebounds.
- Scored 12 points in the win over Western Carolina (12/21/12).
- Was one rebound shy of his first career double-double when he totaled 11 points, nine boards, two assists and two steals in the win over UMass in the Puerto Rico Tip-Off third-place game (11/18/12).
- Started and had eight points and five rebounds in the season-opening win over Kennesaw State (11/9/12).

SUMMER 2012

- Participated in an exhibition basketball tour of Poland and Germany with Athletes in Action in June. The team, made up of players from various Division I schools, went 6-0 during the trip.

2011-12 - FRESHMAN

- One of the team's best perimeter defenders, he appeared in all 34 games with nine starts.
- Averaged 2.9 points and 1.4 assists in 16.0 minutes per game.
- Had 19 blocks and 18 steals, and he scored at least five points in 11 different games.
- Tied for second on the team with 66 deflections.
- Started nine straight games in January and February.
- Scored 10 points and set career-highs for field goals made (5) and attempted (9) in UT's NIT opener vs. Savannah State (3/13/12).
- Scored six points in Tennessee's upset win at No. 8 Florida (2/11/12).
- Finished with seven points and three rebounds in UT's home victory over South Carolina (2/8/12).
- Made his first career start when Tennessee hosted 13th-ranked Florida (1/7/12) and totaled seven points, two rebounds, one assist, one block and one steal in the upset win.
- Played 31 minutes off the bench in the double-overtime loss to No. 8 Memphis at the Maui Invitational (11/22/11) and finished with eight points, a block and a pair of steals.
- Totaled 11 points, two rebounds, two assists and two steals in the win over Louisiana-Monroe (11/16/11).

HIGH SCHOOL

- Graduated from Santa Fe High School in Edmond, Okla., where he was coached by Shawn Schenk.
- As a senior in 2011, Richardson was named to *The Oklahoman's* Super 5 first team, and he also landed on the Oklahoma Coaches Association "Large West" All-State Team.
- Averaged 16.5 points, 6.2 rebounds and 3.6 assists as a senior after moving from the wing to be the team's primary point guard.
- Played AAU ball for the Alabama Celtics and Athletes First programs.

PERSONAL

- Full name is Joshua Micheal Richardson
- Born Sept. 15, 1993, in Edmond, Okla.
- Parents are Micheal and Alice Richardson
- Micheal is a retired Oklahoma City firefighter, and Alice is a retired lieutenant colonel with the U.S. Air Force reserves and an active ordained baptist minister.
- Josh plays classical piano.
- Recipient of the C&C Millwright Athletic Scholarship and the Larry Pratt Athletic Scholarship Endowment

■ RICHARDSON'S CAREER HIGHS

Points	26 vs. Mercer (3/23/14)	FGs Made	9 (2x), last vs. Michigan (3/28/14)
Rebounds	10 vs. Vanderbilt (1/29/13)	FGs Attempted	15 vs. Memphis (1/4/13)
Assists	5 (2x), last vs. UMass (3/21/14)	3FGs Made	4 (2x), last vs. Ole Miss (1/29/14)
Blocks	3 (2x), last vs. Ole Miss (1/29/14)	3FGs Attempted	7 vs. Ole Miss (1/29/14)
Steals	4 vs. Auburn (1/15/14)	FTs Made	9 at Missouri (2/15/14)
Minutes	43 at Texas A&M (2/23/13, 4OT)	FTs Attempted	11 at Missouri (2/15/14)





DOMINIC WOODSON

SOPHOMORE

55

Forward • 6-10 • 280
 Austin, Texas
 University of Memphis
 Agricultural Leadership

dah-mihn-EEK WOOD-sihn

Year	GP-GS	Min	Avg	Total FG-FGA	Pct	3-pt FG-FGA	Pct	FT-FTA	Pct	Rebs	Avg	PF-FO	Ast	TO	Blk	Stl	Pts	Avg
13-14	20-0	136	6.8	22-52	.423	0-0	--	5-13	.385	38	1.9	34-3	8	11	5	6	49	2.5

Δ = at University of Memphis

2013-14 - FRESHMAN (AT UNIVERSITY OF MEMPHIS)

- Appeared in 20 games off the bench as a true freshman, including 10 American Athletic Conference contests.
- Averaged 2.5 points and 1.9 rebounds while shooting .423 from the floor and playing 6.8 minutes per game.
- Also totaled eight assists, five blocked shots and six steals.
- In a road game at SMU (2/1/14), he pulled down a season-high 11 rebounds.
- Off the court, he was named to the Tiger 3.0 Club for the 2013 fall semester.

HIGH SCHOOL

- Originally signed with Baylor University in November 2012 but was released from his NLI in the summer of 2013.
- Attended Huntington Prep in Huntington, W. Va., where he was coached by Rob Fulford.
- As a senior prep at Huntington Prep in 2012-13, Woodson was rated as a top-100 prospect by Rivals.com (No. 80), ESPN.com (No. 90) and Scout.com (No.99).
- Along with fellow senior and eventual 2014 No. 1 overall NBA Draft Pick Andrew Wiggins, Woodson helped lead Huntington to a 30-3 record and a No. 7 ranking in the final 2012-13 *USA Today* Super 25 Boys Basketball Poll.
- Was a 2013 McDonald's All-American nominee.
- Attended Stony Point High School in Round Rock, Texas, as a sophomore.

PERSONAL

- Full name is Dominic Woodson
- Born: May 4, 1994, in Louisville, Ky.
- Nephew of Shavona Woodson
- Recipient of the Mr. & Mrs. Robert E. Butler Athletic Scholarship Fund

WOODSON'S CAREER HIGHS

Points	8 vs. Nicholls (11/23/13)	FGs Made	4 vs. Nicholls (11/23/13)
Rebounds	11 at SMU (2/1/14)	FGs Attempted	6 at SMU (2/1/14)
Assists	2 (3x), last vs. Rutgers (2/4/14)	3FGs Made	N/A
Blocks	1 (5x), last vs. Gonzaga (2/8/14)	3FGs Attempted	N/A
Steals	1 (6x), last vs. SMU (3/8/14)	FTs Made	1 (5x), last vs. Rutgers (2/4/14)
Minutes	18 at SMU (2/1/14)	FTs Attempted	2 (6x), last vs. Rutgers (2/4/14)

PLAYERS

2013-14	St	FG	3P	FT	Reb	F	Pt	A	To	Bk	S	M
Morehead State	0-0	0-0	0-0	0-0-0	0	0	0	0	0	0	0	1
Tusculum College	0-0	0-0	0-0	0-0-0	0	0	0	0	0	0	0	2
at Florida	0-0	0-0	0-0	0-0-0	0	0	0	0	0	0	0	5
at Alabama	0-0	0-0	0-0	0-0-0	0	0	0	0	0	0	0	1
Missouri	0-0	0-0	0-0	0-0-0	0	0	0	0	0	0	0	1
φ-vs. Iowa	0-0	0-0	0-0	0-0-0	0	0	0	0	0	0	0	1
φ-vs. UMass	0-0	0-0	0-0	0-1-1	0	0	0	1	0	0	0	2

ARMANI MOORE

2012-13	St	FG	3P	FT	Reb	F	Pt	A	To	Bk	S	M
Kennesaw State	2-2	0-0	3-4	0-2-2	0	7	3	1	2	1	13	
l-vs. UNC Asheville	1-1	0-0	0-0	0-0-0	2	2	0	1	0	0	6	
l-vs. Oklahoma St.	0-0	0-0	0-0	0-1-1	0	0	0	1	0	0	7	
l-vs. UMass	1-5	0-1	0-0	0-2-2	0	2	1	2	1	1	11	
Oakland	1-1	0-0	0-1	0-1-1	3	2	1	2	0	0	12	
∫-at Georgetown	0-1	0-0	0-0	0-0-0	2	0	0	1	0	0	3	
at Virginia	0-0	0-0	0-0	0-0-0	1	0	0	1	0	0	1	
Wichita State				DNP								
Presbyterian				DNP								
Western Carolina	0-0	0-0	0-0	0-0-0	3	0	0	0	0	0	2	
Xavier	1-3	0-0	0-0	0-1-1	0	2	1	0	0	1	5	
Memphis	0-1	0-0	0-0	0-0-0	1	0	0	2	0	0	2	
Ole Miss				DNP								
at Alabama	3-4	1-2	0-0	1-3-4	3	7	1	0	1	0	21	
at Kentucky	1-1	1-1	2-2	0-4-4	2	5	0	0	1	0	12	
Mississippi St.	2-6	0-1	0-0	5-6-11	1	4	4	0	1	3	25	
at Ole Miss	0-2	0-1	0-2	0-8-8	2	0	3	3	0	0	29	
Alabama	g 2-5	0-0	0-0	0-7-7	3	4	0	2	0	0	29	
Vanderbilt	g 2-7	0-1	0-0	1-0-1	0	4	0	0	1	1	14	
at Arkansas	g 1-4	0-0	0-0	0-4-4	1	2	0	2	0	1	19	
Georgia	g 0-4	0-0	0-0	2-4-6	2	0	1	1	1	1	15	
at S. Carolina	g 0-0	0-0	0-0	0-1-1	0	0	0	2	1	1	8	
at Vanderbilt	g 2-4	0-0	0-0	0-0-0	2	4	0	1	0	0	9	
Kentucky	g 4-5	0-0	0-1	1-5-6	5	8	1	1	1	3	24	
LSU	g 1-3	1-1	0-0	1-0-1	1	3	2	1	1	1	18	
at Texas A&M	g 0-1	0-0	0-0	0-0-0	4	0	0	0	0	0	15	
Florida	g 0-2	0-1	0-0	2-1-3	1	0	0	1	0	0	11	
at Georgia	g 0-0	0-0	0-0	0-0-0	2	0	1	1	0	0	11	
at Auburn	g 2-4	1-2	2-2	2-1-3	2	7	0	1	0	1	19	
Missouri	g 0-2	0-0	0-0	0-1-1	1	0	0	0	2	0	9	
Δ-vs. Mississippi St.	g 1-3	0-1	0-0	1-2-3	1	2	1	2	1	1	15	
Δ-vs. Alabama	g 1-5	0-2	0-2	2-3-5	3	2	0	2	1	0	21	
l-Mercer	g 2-4	0-1	1-2	1-1-2	0	5	0	0	0	1	11	

2013-14	St	FG	3P	FT	Reb	F	Pt	A	To	Bk	S	M
at Xavier	1-1	0-0	0-0	0-0-0	1	2	0	0	0	0	1	8
USC Upstate	0-1	0-0	1-2	0-0-0	1	1	1	0	0	0	0	8
The Citadel	1-3	0-0	0-0	2-5-7	3	2	0	0	1	2	15	
Tennessee State	4-7	0-0	1-3	1-0-1	0	9	1	1	1	0	16	
Δ-vs. UTEP	0-1	0-0	0-0	0-0-0	0	0	0	0	0	0	2	
Δ-vs. Xavier	0-0	0-0	0-0	0-0-0	0	0	0	0	0	0	1	
Δ-vs. Wake Forest	0-1	0-0	2-2	1-0-1	1	2	0	1	0	0	7	
Tennessee Tech	1-2	0-0	3-4	2-4-6	2	5	0	0	2	0	16	
at Wichita State	0-1	0-0	0-0	0-0-0	0	0	0	0	0	0	0	4
NC State				DNP								
Morehead State				DNP								
Virginia	0-0	0-0	0-0	0-1-1	0	0	0	0	0	0	1	
Tusculum	1-1	1-1	0-2	1-0-1	0	3	1	0	1	0	7	
at LSU				DNP								
Texas A&M	0-1	0-0	0-0	0-0-0	0	0	1	0	0	0	0	6
Auburn				DNP								
at Kentucky	2-4	0-1	0-0	3-0-3	4	4	1	1	0	1	15	
Arkansas	2-5	1-2	0-0	1-3-4	2	5	1	0	4	1	18	
at Florida	1-1	0-0	4-4	0-1-1	1	6	1	0	0	0	18	
Ole Miss	0-0	0-0	2-2	1-3-4	1	2	3	1	3	0	21	
at Alabama	0-0	0-0	1-2	2-1-3	1	1	0	0	0	1	11	
at Vanderbilt	1-1	0-0	0-0	0-0-0	1	2	0	0	0	0	7	
South Carolina	4-6	1-2	0-0	1-2-3	2	9	0	0	0	1	17	
Florida	0-0	0-0	0-2	0-2-2	3	0	0	0	1	0	11	
at Missouri	0-1	0-1	0-0	1-0-1	0	0	0	0	0	0	4	
Georgia	0-4	0-1	0-0	0-3-3	2	0	0	0	1	1	17	
at Texas A&M	0-2	0-2	0-2	0-0-0	0	2	0	0	0	1	12	
at Mississippi State	3-5	0-2	2-2	1-3-4	3	8	1	2	0	3	19	
Vanderbilt	4-6	0-2	0-0	1-2-3	2	8	1	0	1	1	24	
at Auburn	1-4	1-3	0-0	1-4-5	1	3	0	1	2	0	18	
Missouri	3-4	2-3	0-0	1-3-4	4	8	0	0	0	0	16	
Δ-vs. South Carolina	2-4	1-1	1-1	0-3-3	1	6	1	0	2	1	21	
Δ-vs. Florida	1-5	0-2	0-0	1-3-4	2	2	0	0	0	1	13	
φ-vs. Iowa	2-3	0-1	0-0	0-2-2	0	4	3	0	0	0	14	
φ-vs. UMass	2-3	0-0	0-1	1-0-1	2	4	1	0	0	0	18	
φ-vs. Mercer	0-1	0-1	0-0	0-0-0	2	0	0	0	0	0	11	
φ-vs. Michigan	3-5	0-1	0-0	3-3-6	4	6	2	1	0	0	20	



HUBBS III



DEREK REESE

2012-13 St FG 3P FT Reb F Pt A To Bk S M

	Missed first 10 games with an injury										
Xavier	2-8	2-6	1-2	0-0-0	0	7	1	1	1	2	23
Memphis	INJ										
Ole Miss	3-8	1-5	0-0	1-3-4	1	7	1	0	0	1	20
at Alabama	2-6	1-3	0-0	0-3-3	1	5	1	0	0	0	18
at Kentucky	3-6	1-2	2-2	3-1-4	1	9	0	0	0	0	22
at Ole Miss	3-5	3-5	0-0	0-2-2	1	9	0	1	0	0	12
Mississippi St.	0-1	0-1	0-0	0-3-3	2	0	1	0	0	0	7
Alabama	1-3	0-1	0-0	0-0-0	2	2	0	1	0	1	12
Vanderbilt	2-4	0-2	0-0	0-1-1	0	4	2	0	0	0	20
at Arkansas	2-3	1-2	1-2	2-6-8	2	6	1	2	0	0	23
Georgia	1-2	1-2	0-0	0-1-1	2	3	0	0	0	0	15
at S. Carolina	0-1	0-1	0-0	0-1-1	0	0	0	0	0	0	3
at Vanderbilt	0-1	0-0	0-0	0-1-1	0	0	0	0	0	0	8
Kentucky	0-0	0-0	0-0	0-1-1	1	0	0	0	0	0	5
LSU	DNP										
at Texas A&M	DNP										
Florida	DNP										
at Georgia	0-1	0-1	0-0	0-0-0	0	0	0	0	0	0	3
at Auburn	DNP										
Missouri	DNP										
Δ-vs. Mississippi St.	DNP										
Δ-vs. Alabama	DNP										
†-Mercer	DNP										

2013-14 St FG 3P FT Reb F Pt A To Bk S M

at Xavier	DNP										
USC Upstate	DNP										
The Citadel	DNP										
Tennessee St.	DNP										
Δ-vs. UTEP	DNP										
Δ-vs. Xavier	DNP										
Δ-vs. Wake Forest	DNP										
Tennessee Tech	DNP										
at Wichita State	DNP										
NC State	DNP										
Morehead State	5-9	2-4	0-1	4-6-10	2	12	1	2	4	0	19
Virginia	0-3	0-3	1-2	2-7-9	1	1	3	1	0	0	10
Tusculum	2-5	2-4	2-2	2-5-7	1	8	1	2	2	0	20
at LSU	1-3	0-2	0-0	0-3-3	0	0	0	0	0	0	7
Texas A&M	1-1	1-1	0-0	0-4-4	3	3	0	0	1	0	10
Auburn	1-3	0-1	2-2	0-5-5	3	4	0	1	0	0	17

at Kentucky	0-1	0-1	0-0	0-0-0	1	0	0	0	0	0	4
Arkansas	0-2	0-1	0-0	1-1-2	1	0	0	0	0	0	4
at Florida	0-3	0-2	0-0	0-1-1	0	0	0	1	0	0	7
Ole Miss	0-0	0-0	0-0	0-0-0	1	0	0	1	0	0	7
at Alabama	DNP										
at Vanderbilt	DNP										
South Carolina	0-0	0-0	0-0	2-0-2	0	0	0	0	0	0	1
Florida	DNP										
at Missouri	0-0	0-0	1-2	1-2-3	2	1	0	0	0	1	12
Georgia	2-5	1-4	0-0	0-1-1	1	5	0	0	1	0	15
at Texas A&M	0-1	0-0	0-0	0-0-0	1	0	0	1	1	0	9
at Mississippi St.	0-1	0-1	0-0	0-1-1	2	0	0	0	0	0	5
Vanderbilt	2-4	1-2	0-0	2-5-7	4	5	0	1	0	1	18
at Auburn	0-3	0-0	0-0	1-6-7	1	0	1	0	0	0	22
Missouri	3-7	1-4	0-0	3-1-4	3	7	0	0	0	0	14
Δ-vs. S. Carolina	0-1	0-1	0-0	0-1-1	3	0	0	0	0	0	14
Δ-vs. Florida	1-2	1-2	0-0	0-1-1	2	3	0	1	0	0	8
φ-vs. Iowa	0-2	0-2	0-0	0-0-0	3	0	1	0	0	0	9
φ-vs. UMass	0-0	0-0	3-4	0-1-1	2	3	0	0	0	1	8
φ-vs. Mercer	0-0	0-0	0-0	0-1-1	1	0	0	0	0	0	7
φ-vs. Michigan	1-1	1-1	0-0	1-1-2	0	3	0	0	2	0	14

JOSH RICHARDSON

2011-12 St FG 3P FT Reb F Pt A To Bk S M

UNC Greensboro	1-2	0-1	1-2	1-0-1	1	3	0	1	1	0	14
Louisiana-Monroe	4-7	1-3	2-2	1-1-2	1	11	2	0	0	2	18
≈-vs. Duke	0-0	0-0	0-0	0-1-1	2	0	0	0	0	1	10
≈-vs. Memphis	2-4	2-4	2-4	0-1-1	4	8	1	2	1	2	31
≈-vs. Chaminade	1-4	0-1	0-0	1-0-1	2	2	3	2	2	0	22
at Oakland	0-2	0-1	0-0	0-0-0	2	0	0	0	2	1	6
§-Pittsburgh	0-1	0-0	0-0	1-0-1	1	0	1	0	0	0	9
Austin Peay	2-4	1-2	0-0	1-0-1	3	5	0	2	0	0	10
at Coll of Charleston	1-2	0-1	0-0	1-1-2	0	2	3	2	0	2	19
UNC Asheville	1-3	0-0	3-3	0-0-0	2	5	0	0	1	0	12
ETSU	0-1	0-1	0-2	0-0-0	1	0	0	1	1	0	5
The Citadel	1-4	0-1	0-0	1-2-3	3	4	2	0	1	1	18
Chattanooga	0-1	0-0	1-2	0-2-2	1	1	0	0	0	1	6
at Memphis	1-5	0-3	0-0	1-5-6	2	2	0	0	0	1	16
Florida	g 2-3	1-1	2-2	0-2-2	1	7	1	1	1	1	28
at Mississippi St.	g 0-4	0-2	0-0	0-0-0	3	0	1	1	1	1	25
Kentucky	g 2-2	1-1	0-0	0-1-1	4	5	0	0	3	0	16
at Georgia	g 0-2	0-0	0-0	0-0-0	1	0	0	0	0	0	17
UConn	g 2-3	0-1	0-0	0-1-1	2	4	0	1	0	0	28
at Vanderbilt	g 1-5	1-3	2-2	0-0-0	2	5	2	3	0	1	23
Auburn	g 0-2	0-1	0-0	1-2-3	1	0	0	2	0	0	10
at Kentucky	g 0-5	0-3	0-0	1-0-1	2	0	1	0	0	0	16
Georgia	g 1-2	0-1	1-2	1-0-1	1	3	0	2	0	0	20
South Carolina	3-3	1-1	0-0	1-2-3	1	7	0	1	0	0	14
at Florida	2-4	0-0	2-2	0-1-1	2	6	1	2	0	0	11
Arkansas	2-4	1-1	0-0	2-2-4	1	5	2	1	0	2	17
at Alabama	0-2	0-1	0-0	1-2-3	2	0	2	1	0	0	15
Ole Miss	0-3	0-0	0-0	0-0-0	0	0	0	1	0	0	15
at South Carolina	0-1	0-0	0-0	0-2-2	3	0	0	0	2	0	10
at LSU	0-0	0-0	0-0	0-0-0	2	0	0	1	1	1	16
Vanderbilt	1-3	0-0	0-0	2-1-3	1	2	0	0	1	0	12
Δ-vs. Ole Miss	0-2	0-2	0-0	0-0-0	4	0	0	0	0	0	8
†-Savannah State	5-9	0-2	0-1	1-0-1	1	10	0	1	0	0	24
†-Middle Tenn.	1-3	0-0	0-1	0-0-0	2	2	0	2	1	2	22

OUTLOOK

PLAYERS

STAFF

REVIEW

RESULTS

RECORDS

HONORS

POSTSEASON

VOLMANAC

MEDIA INFO



2012-13		St	FG	3P	FT	Reb	F	Pt	A	To	Bk	S	M
Kennesaw State	g	3-5	0-0	2-4	2-3-5	3	8	1	3	0	1	28	
ℓ-vs. UNC Asheville	g	4-7	1-2	3-4	2-3-5	1	12	0	3	0	2	30	
ℓ-vs. Oklahoma St.	g	1-4	1-2	3-4	2-2-4	4	6	0	2	1	0	30	
ℓ-vs. UMass	g	5-10	0-2	1-3	2-7-9	3	11	2	3	0	2	27	
Oakland	g	2-6	1-3	0-0	3-5-8	3	5	1	3	2	0	25	
ℓ-at Georgetown	g	1-4	0-1	2-4	1-2-3	1	4	0	0	1	0	24	
at Virginia	g	1-3	0-1	0-0	1-1-2	0	2	0	1	1	0	28	
Wichita State	g	1-3	0-1	1-2	0-3-3	4	3	1	5	0	3	33	
Presbyterian	g	3-5	0-1	0-1	2-3-5	2	6	0	1	0	0	28	
Western Carolina	g	5-7	0-0	2-4	3-2-5	3	12	0	0	1	0	32	
Xavier	g	5-6	0-1	2-4	3-4-7	2	12	0	2	2	1	36	
Memphis	g	8-15	2-4	2-3	3-6-9	1	20	2	4	1	1	36	
Ole Miss	g	3-10	1-4	2-4	1-1-2	4	9	1	1	1	2	36	
at Alabama	g	4-6	0-0	0-0	3-4-7	2	8	1	5	0	1	32	
at Kentucky	g	3-7	0-1	0-2	0-2-2	3	6	2	2	0	2	36	
Mississippi St.	g	6-9	1-2	3-3	0-2-2	2	16	1	2	1	1	29	
at Ole Miss	g	1-2	0-1	1-1	0-4-4	4	3	3	3	0	1	16	
Alabama	g	3-6	0-1	0-0	0-2-2	1	6	1	1	2	0	27	
Vanderbilt	g	2-5	0-0	2-2	1-9-10	3	6	0	0	1	1	31	
at Arkansas	g	3-8	0-0	5-5	1-4-5	2	11	2	2	1	0	34	
Georgia	g	4-6	0-0	0-0	0-0-0	3	8	3	2	0	0	36	
at S. Carolina	g	1-4	0-2	5-6	1-4-5	4	7	5	2	1	2	33	
at Vanderbilt	g	3-6	0-1	0-0	0-4-4	2	6	3	1	0	1	32	
Kentucky	g	1-1	0-0	0-0	0-1-1	2	2	1	1	0	0	13	
LSU	g	3-3	0-0	0-0	0-1-1	2	6	1	1	1	2	38	
at Texas A&M	g	1-7	0-2	0-0	1-4-5	4	2	4	0	2	0	43	
Florida	g	3-7	0-1	1-2	0-4-4	1	7	3	0	1	1	37	
at Georgia	g	3-11	0-1	2-2	0-1-1	3	8	1	2	1	2	29	
at Auburn	g	2-5	1-1	4-4	1-2-3	3	9	3	0	0	2	27	
Missouri	g	4-9	0-1	0-4	4-3-7	3	11	0	1	0	3	27	
Δ-vs. Mississippi St.	g	2-6	0-2	3-0	2-3-5	2	4	2	1	0	1	32	
Δ-vs. Alabama	g	6-12	1-3	3-4	1-4-5	2	16	3	0	0	2	35	
ℓ-Mercer	g	2-6	0-1	5-6	1-2-3	3	9	2	0	1	2	32	

2013-14		St	FG	3P	FT	Reb	F	Pt	A	To	Bk	S	M
at Xavier	g	4-7	3-4	2-3	0-4-4	2	13	2	0	1	0	29	
USC Upstate	g	0-4	0-1	4-4	1-2-3	3	4	2	0	1	1	28	
The Citadel	g	3-4	0-0	0-0	1-1-2	1	6	3	0	0	1	27	
Tennessee State	g	1-3	0-0	0-0	0-2-2	3	2	0	0	1	1	17	
ℓ-vs. UTEP	g	4-9	1-5	4-7	3-1-4	4	13	3	2	1	0	26	
ℓ-vs. Xavier	g	1-3	0-0	0-0	1-4-5	3	2	1	2	1	0	26	
ℓ-vs. Wake Forest	g	1-2	0-0	4-4	1-2-3	2	6	2	1	0	1	26	
Tennessee Tech	g	5-9	2-3	1-2	1-2-3	2	0	1	0	1	0	24	
at Wichita State	g	2-8	0-1	0-0	2-3-5	2	4	0	1	1	0	31	
NC State	g	1-2	0-1	0-0	1-0-1	2	2	0	0	0	0	23	
Morehead State	g	8-13	1-3	2-3	1-7-8	0	19	2	0	0	1	39	
Virginia	g	8-9	4-4	0-0	0-2-2	3	20	1	2	2	1	21	
Tusculum	g	4-7	0-2	2-2	1-1-2	2	10	2	0	0	0	20	
at LSU	g	3-5	0-0	0-0	1-1-2	1	6	0	1	1	0	31	
Texas A&M	g	4-8	0-1	3-3	1-0-1	3	11	2	1	0	0	39	
Auburn	g	7-11	1-2	0-0	0-2-2	1	15	1	0	0	4	38	
at Kentucky	g	2-7	0-1	0-0	1-2-3	1	4	0	1	0	0	30	
Arkansas	g	3-7	1-2	3-3	1-2-3	2	10	2	5	2	1	34	
at Florida	g	0-7	0-4	0-0	2-1-3	3	0	0	1	0	0	23	
Ole Miss	g	6-11	4-7	0-0	1-4-5	2	16	2	2	3	1	33	
at Alabama	g	4-10	3-6	1-2	1-2-3	2	12	3	0	0	1	33	
at Vanderbilt	g	6-12	2-5	0-0	1-0-1	2	0	0	0	0	0	35	
South Carolina	g	3-3	0-0	0-0	0-2-2	3	6	0	2	1	1	20	
Florida	g	5-11	3-6	0-0	0-4-4	2	13	0	1	2	0	34	
at Missouri	g	3-9	1-4	9-11	1-1-2	4	16	1	0	2	1	36	
Δ-vs. S. Carolina	g	1-4	0-2	5-6	0-1-1	2	7	1	0	0	0	29	
Δ-vs. Florida	g	2-5	0-2	0-0	0-0-0	3	4	1	2	0	2	30	
ℓ-vs. Iowa	g	6-13	1-5	4-4	3-5-8	3	17	2	2	0	1	32	
ℓ-vs. UMass	g	5-7	0-2	5-7	1-2-3	1	15	5	1	2	1	30	
ℓ-vs. Mercer	g	9-13	2-6	6-9	0-1-1	2	26	3	3	0	0	37	
ℓ-vs. Michigan	g	9-14	1-2	0-0	1-1-2	2	19	2	0	2	1	37	



DOMINIC WOODSON

2013-14		St	FG	3P	FT	Reb	F	Pt	A	To	Bk	S	M
Austin Peay		2-4	0-0	0-0	0-3-3	3	4	2	2	0	1	15	
at Oklahoma State		2-4	0-0	0-1	1-0-1	5	4	0	0	0	0	10	
Nicholls		4-5	0-0	0-0	1-1-2	1	8	0	0	1	0	7	
ℓ-vs. Siena		0-3	0-0	0-0	0-0-0	0	0	0	0	0	0	5	
ℓ-vs. LSU		1-3	0-0	1-2	0-0-0	2	3	0	0	0	0	3	
Northwestern State		2-2	0-0	0-0	1-2-3	0	4	0	0	1	0	8	
Jackson State		0-0	0-0	0-0	0-0-0	0	0	0	0	0	0	2	
at USF		1-3	0-0	1-2	1-1-2	3	3	1	1	0	0	6	
at Louisville		0-1	0-0	0-2	0-2-2	0	0	0	0	1	1	6	
at Temple		1-2	0-0	0-0	0-0-0	0	2	0	0	0	0	3	
Lemoyne-Owen		2-5	0-0	1-2	2-3-5	5	5	2	3	0	0	16	
Houston		1-1	0-0	0-0	0-1-1	1	2	1	1	0	1	3	
USF		2-4	0-0	1-2	0-2-2	1	5	0	0	1	0	9	
at UCF		0-1	0-0	0-0	0-0-0	0	0	0	0	0	0	4	
at SMU		1-6	0-0	0-0	6-5-11	4	2	0	1	0	1	18	
Rutgers		1-3	0-0	1-2	2-1-3	5	3	2	1	0	0	7	
Gonzaga		1-3	0-0	0-0	2-0-2	4	2	0	2	1	1	6	
UCF		0-0	0-0	0-0	0-0-0	0	0	0	0	0	0	3	
SMU		1-2	0-0	0-0	0-1-1	0	2	0	0	0	0	1	3
ℓ-vs. UConn		0-0	0-0	0-0	0-0-0	0	0	0	0	0	0	2	

Δ-SEC Tournament

ℓ-NCAA Tournament

ℓ-NIT

ℓ-EA SPORTS Maui Invitational (Lahaina, Maui, Hawaii)

ℓ-SEC/Big East Challenge

ℓ-Puerto Rico Tip-Off (Bayamon, P.R.)

ℓ-Battle 4 Atlantis (Paradise Island, Bahamas)

ℓ-Summit League Tournament

ℓ-Atlantic Sun Conference Tournament

ℓ-Old Spice Classic (Orlando, Fla.)

ℓ-American Athletic Conference Tournament



STAFF |

Each of Tennessee's four full-time coaches played college basketball at the Division I level.





DONNIE TYNDALL

DAH-nee TIN-duhl

@UTCochTyndall

“After meeting coach Tyndall, I believe the program will be in **great shape**.

“His personality will not only **draw recruits**, but it will **energize his players**, too.”

– Jarnell Stokes, Memphis Grizzlies forward

► TYNDALL'S HEAD COACHING RECORD

Year	School	Overall	Conference	Finish	Postseason	Year-End RPI
1996-97	St. Catharine College	30-5 .857	<i>Independent</i>	-	NJCAA National Tournament	-
2006-07	Morehead State	12-18 .400	8-12 .400	7th		297
2007-08	Morehead State	15-15 .500	12-8 .600	3rd		220
2008-09	Morehead State	20-16 .556	12-6 .667	4th	NCAA Tournament <i>Second Round</i>	135
2009-10	Morehead State	24-11 .686	15-3 .833	2nd	CBI <i>Second Round</i>	90
2010-11	Morehead State	25-10 .714	13-5 .722	T-2nd	NCAA Tournament <i>Second Round</i>	76
2011-12	Morehead State	18-15 .545	10-6 .625	3rd		168
2012-13	Southern Miss	27-10 .730	12-4 .750	2nd	NIT <i>Quarterfinals</i>	27
2013-14	Southern Miss	29-7 .806	13-3 .813	T-1st	NIT <i>Quarterfinals</i>	29
OVERALL	9 seasons	200-107 .654	95-47 .669		Six Postseason Appearances	
DIV. I	8 seasons	170-102 .625	95-47 .669		Five Postseason Appearances	



HEAD COACH

1st Season at Tennessee Morehead State, 1993

After averaging more than 21 wins during his eight-year head coaching career – including an unprecedented 56-17, championship-winning two-year run at Southern Miss – Donnie Tyndall was handed the reins to the Tennessee program on April 22, 2014.

“I want Tennessee to be the most overachieving team in college basketball,” Tyndall said. “That’s going to be our goal.”

The 2013-14 season saw Tyndall guide Southern Miss to a share of the regular-season Conference USA championship, a school-record 29 wins, an unblemished 15-0 home record and an RPI in the low 30s.

The Golden Eagles under Tyndall played an up-tempo brand of basketball that in 2014 ranked first or second in C-USA in efficiency (110.0), points per possession (1.1), steals per game (8.2, 17th nationally), assists per game (14.1) and field-goal percentage (.463).

Attendance at Southern Miss home games rose 23 percent in Tyndall’s first season. And in his second year in Hattiesburg, season-ticket sales saw a spike of more than 20 percent as well.

“Donnie Tyndall is a very good fit at the University of Tennessee,” UT Vice Chancellor and Director of Athletics Dave Hart said. “He has had success everywhere he has coached, and his players graduate and grow as people under his leadership. Donnie brings stability and energy to our men’s basketball program.”

Tyndall’s Division I head coaching record stands at 170-102 (.625), which includes six stellar seasons at his alma mater, Morehead State, where he played from 1990-93.

His inspiring climb up the collegiate coaching ladder was underscored by a tireless, blue-collar approach and a commitment to building relationships and comprehensive excellence.

In 2006, Tyndall took over a Morehead State program that finished 4-23 the previous year. He improved the Eagles’ record in each of his first five seasons and led the school to 20-win seasons from 2008-11 – MSU had reached the 20-win mark just twice in its history before his arrival.

Tyndall also guided Morehead to NCAA Tournament berths in 2009 and 2011. His 2011 squad, led by first-round NBA Draft pick and current Denver Nuggets star Kenneth Faried, knocked off No. 4-seeded Louisville in the Big Dance.

When Tyndall was named head coach at Southern Miss prior to the 2012-13 campaign, he took over a team that was the youngest in the country and led it to a 27-10 (12-4

C-USA) record and a trip to the NIT quarterfinals.

The 12 C-USA victories were the most since USM the joined league, and he was honored by his peers as the NABC District 11 Coach of the Year.

Tyndall’s squad only continued to reach new heights in 2013-14, breaking the previous year’s C-USA wins record by going 13-3 in league play – 29-7 overall.

Tyndall took over at Southern Miss after leading Morehead State to a 114-85 record, including a 70-40 mark in Ohio Valley Conference games, from 2006-12. In the season immediately prior to his arrival, the Eagles finished with an RPI rating of 321. Five years later, his efforts yielded a year-end RPI of 77.

His first MSU team tripled its win total from the previous year. And in year-two, despite being picked to finish 10th in the OVC, Tyndall’s team finished third in the conference and he garnered OVC Coach of the Year acclaim.

The Eagles’ trajectory skyrocketed during the 2008-09 season, as Tyndall led his alma mater to a 20-16 finish, an OVC championship and the program’s first NCAA Tournament berth since 1984. Morehead State defeated Alabama State before falling to Louisville in the second round.

Tyndall followed that effort with a 24-win season in 2009-10 and then a 25-win campaign in 2010-11. That 2011 team captured the second OVC title of Tyndall’s tenure, and he was once again tabbed as the NABC District Coach of the Year as the 13th-seeded Eagles shocked Rick Pitino’s fourth-seeded Louisville Cardinals in the second round of NCAA Tournament.

Faried’s impressive development under Tyndall shined that year, as he won his second consecutive OVC Player of the Year award, earned consensus All-American status and broke Tim Duncan’s career NCAA rebounding record before being selected 22nd overall by Denver in the 2011 NBA Draft.

Former Vol and current Orlando Magic forward Tobias Harris trained against Faried and the U.S. Men’s National Team prior to the 2014 FIBA World Cup.

“Coach Tyndall is the perfect guy for Tennessee basketball,” Harris said after working out with Tyndall in September. “(Coach Tyndall’s) energy and passion to help the young men in orange on and off the court is what impresses me the most. He wants the best out of everyone around him, which is great to see.”

After honing his craft in the junior college ranks in the mid-1990s, Tyndall landed his first Division I assistant coaching position at LSU in 1997. He later served in the



PERSONAL INFORMATION

Born: June 14, 1970
 Hometown: Grand Rapids, Mich.
 Education: Morehead State, 1993
 Wife: Nikki
 Children: Taylor Elise and Grace Elizabeth

PLAYING EXPERIENCE

1985-89 Northview HS
 1989-90 Iowa Central CC
 1990-93 Morehead State

COACHING EXPERIENCE

1994-96	Iowa Central CC	Asst. Coach
1996-97	St. Catharine College	Head Coach
1997-01	LSU	Asst. Coach
2001-02	Idaho	Assoc. Head Coach
2002-06	MTSU	Assoc. Head Coach
2006-12	Morehead State	Head Coach
2012-14	Southern Miss	Head Coach
2014-	Tennessee	Head Coach

COACHING HONORS

1997 NJCAA Region 7 Coach of the Year
 1997 Kentucky Junior College Coach of the Year
 1997 Kentucky-Tennessee JC Coach of the Year
 2008 Ohio Valley Conference Coach of the Year
 2011 NABC District 19 Co-Coach of the Year
 2013 NABC District 11 Coach of the Year
 2014 CollegeSportsMadness C-USA Coach of the Year

POSTSEASON EXPERIENCE

at St. Catharine College
 1997 NJCAA National Tournament
at LSU (as as assistant)
 2000 NCAA Tournament (Sweet Sixteen)
at Morehead State
 2009 NCAA Tournament (second round)
 2010 CBI (second round)
 2011 NCAA Tournament (second round)
at Southern Miss
 2013 NIT (quarterfinals)
 2014 NIT (quarterfinals)

CHAMPIONSHIPS

at St. Catharine College
 1997 NJCAA Region 7 Tournament
at LSU (as as assistant)
 2000 SEC Regular Season
at Morehead State
 2009 Ohio Valley Conference Tournament
 2010 Ohio Valley Conference Tournament
at Southern Miss
 2014 Conference USA Regular Season (co-champs)

role of associate head coach at Idaho (2001-02) and Middle Tennessee (2002-06).

Tyndall's tenure on John Brady's staff at LSU included the assembly of three top-25 signing classes – including the No. 1-ranked class in 1998. He coached five LSU players who earned All-SEC honors and four players who went on to play in the NBA. In 2000, he helped guide the Tigers to the SEC Championship, the Sweet Sixteen round of the NCAA Tournament and a year-end ranking of No. 10 nationally.

At Middle Tennessee, Tyndall helped usher the Blue Raiders to four consecutive winning seasons. As recruiting coordinator, he built a pair of national top-25 signing classes in 2003 and 2004.

His recruiting prowess had been previously put on display during his lone year on staff at Idaho, as the Vandals' 2002 recruiting class was rated 15th in the country.

Tyndall's first head coaching experience came at St. Catharine College near Springfield, Ky. He coached the team to a 30-5 record and the school's first-ever appearance in the NJCAA national tournament. For his efforts, he was recognized as the 1997 Region 7 National Coach of the Year, the Kentucky Junior College Coach of the Year and the Kentucky-Tennessee Junior College Coach of the Year.

Academic achievement has always been a cornerstone of Tyndall's coaching tenets. That has been proven by the fact that, during his head coaching career, 23 of the 24 players who exhausted their eligibility graduated on time. His 2012-13 Southern Miss team posted that program's highest team GPA in 18 years.

A native of Grand Rapids, Mich., Tyndall graduated from Northview High School and played one season of junior-college basketball in Fort Dodge, Iowa, before transferring to Morehead State to join its basketball team from 1990-93. He earned his bachelor's degree from MSU in 1993.

Tyndall later received his master's degree from LSU in 2000.

He has two daughters, Taylor Elise and Grace Elizabeth. And on Aug. 2, 2014, he married the former Nikki Young.

In the summer of 2014, the Tyndalls established The Tyndall #Family Foundation, a pending 501(c)(3) public charity that facilitates the family's involvement in philanthropic causes throughout the state of Tennessee.

Some of the first events associated with the TFF include the annual Donnie Tyndall Golf Classic at Williams Creek Golf Course (benefiting the First Tee of Greater Knoxville and the United Way) and the inaugural Donnie Tyndall Run for Veterans (benefiting HonorAir Knoxville and the East Tennessee Veterans Memorial).



► SPEAKING VOLUMES

"Donnie Tyndall is a very good fit at the University of Tennessee. He has had success everywhere he has coached, and his players graduate and grow as people under his leadership. Donnie brings stability and energy to our men's basketball program."

Dave Hart, Tennessee AD

"I think Dave Hart hit a home run with the hiring of Donnie Tyndall at Tennessee. He has a great way about him and how he handles his players. He will do a great job with the community and the alumni. He knows how to recruit. He has the perfect personality to make it happen at Tennessee. I envision great things for Donnie at Tennessee."

*John Brady
Former head coach, LSU
(now at Arkansas State)*

"Donnie Tyndall is a terrific basketball coach and teacher of the game. He develops great relationships with student-athletes and possesses an infectious drive to succeed that his players clearly emulate. Donnie is a flat-out winner."

*Shaka Smart,
Head coach, VCU*

"Donnie Tyndall has the personality and coaching acumen to succeed at Tennessee."

Jeff Eisenberg, Yahoo! Sports

"Tyndall is very dedicated to his craft, as evidenced by the amount of success he's had at every step on his way up the coaching ladder, but he doesn't take himself too seriously. He's not afraid to laugh at himself. He's extremely confident in himself, his staff and his system, but he's not arrogant about any of it. People all over the business like and respect him. His personality should fit in very well with this area."

Wes Rucker, 247Sports.com

"Donnie certainly has 'A' potential and has done well at Morehead State and Southern Miss. (Tennessee) needed a fit, and I think he fits it. He knows the South and the SEC area. He can recruit well, and he can coach."

Andy Katz, ESPN

"Coach Tyndall is the perfect guy for Tennessee basketball. His energy and passion to help the young men in orange on and off the court is what impresses me the most. He wants the best out of everyone around him, which is great to see."

Tobias Harris, Orlando Magic

"After meeting coach Tyndall, I believe the program will be in great shape. His personality will not only draw recruits, but it will energize his players, too."

Jarnell Stokes, Memphis Grizzlies

OUTLOOK

PLAYERS

STAFF

REVIEW

RESULTS

RECORDS

HONORS

POSTSEASON

VOLMANAC

MEDIA INFO





AL
PINKINS

AL PING-kins

@apinkins

“He **explains** important aspects of the game in **great detail** and makes sure his players understand how to execute. And he’s an **intense** teacher, but he stays **composed** at the same time.”

– Armani Moore, junior forward

AL PINKINS: CAREER BREAKDOWN

PERSONAL INFORMATION

Born: Dec. 8, 1972
 Hometown: Camilla, Ga.
 Education: NC State, 1998
 Wife: Kara
 Children: Patton, Pryce and Penn

PLAYING EXPERIENCE

1993-95 Chipola Junior College (Fla.)
 1995-97 NC State
 1997-98 Raleigh Cougars (USBL; summer league)
 1997-98 Team Baleno (Spain)
 1998-99 Magic City Snowbears (IBA)
 1999-00 Doha (Qatar)
 2001-02 Shenyang (China)

COACHING EXPERIENCE

2003-11	MTSU	Assistant Coach
2011-14	Ole Miss	Assistant Coach
2014-	Tennessee	Assistant Coach

POSTSEASON EXPERIENCE

at NC State (*as a player*)
 1997 NIT (second round)
at MTSU
 2010 CollegenInsider.com Tourmanent (first round)
at Ole Miss
 2013 NCAA Tournament (third round)



ASSISTANT COACH

1st Season at Tennessee NC State, 1998

As soon as Donnie Tyndall accepted the head coaching job at Tennessee, he targeted Al Pinkins to join the Volunteers' full-time coaching staff. Tyndall and Pinkins were assistants together for three seasons at Middle Tennessee from 2003-06.

Considered among the brightest rising coaches in the profession, Pinkins was hired at Tennessee in April 2014, after spending the previous three seasons as an assistant on Andy Kennedy's staff at Ole Miss. He was instrumental in the Rebels' run to the 2013 SEC Tournament Championship and subsequent NCAA Tournament appearance.

A native of Camilla, Ga., Pinkins works closely with the Tennessee post players while also serving as the staff's recruiting coordinator.

"Al and I worked together at Middle Tennessee State, and there's not a better person in this profession," Tyndall said. "He has great contacts throughout the Southeast. And, in my opinion, he's one of the best recruiters in all of college basketball."

While at Ole Miss, Pinkins coached the program's all-time leading rebounder, Murphy Holloway, and all-time leading shot blocker, Reginald Buckner. Holloway was an All-SEC first-team selection in 2013, and Buckner earned SEC All-Defensive Team recognition that same year, as Ole Miss tied a school record with 27 wins.

In Pinkins' first season with the Rebels in 2011-12, he helped lead Ole Miss to 20 wins and an NIT bid. His work with the post players saw Terrance Henry earn All-SEC status for the first time in his career, Holloway named All-SEC honorable mention and Buckner named to the SEC All-Defensive team.

Pinkins' tenure at Ole Miss was immediately preceded by eight seasons at Middle Tennessee in Murfreesboro. He was intimately involved in all aspects of the Blue Raiders program, particularly recruiting throughout the South and developing MTSU's frontcourt personnel.

Working under head coach Kermit Davis at Middle Tennessee, Pinkins was instrumental in the development of

two-time first-team All-Sun Belt forward Desmond Yates, who reached the 1,000-point milestone as a junior. Pinkins also helped develop 6-foot-10 center Theryn Hudson into one of MTSU's all-time leaders in field-goal percentage.

Tireless on the recruiting trail, Pinkins played a key role in landing a 2007 Middle Tennessee signing class that was rated No. 1 in the Sun Belt Conference and No. 48 nationally by HoopScoop. That class also was rated the 13th-best among mid-majors nationally by Rivals.com.

Pinkins played on nearly every level of college and professional basketball and brings that wealth of experience to Tennessee. Prior to his collegiate success, Pinkins was a standout prep performer at Mitchell-Baker High School in Camilla, Ga. He helped lead his team to back-to-back state championships in basketball during the 1989-90 and 1990-91 seasons, and he also quarterbacked the MBHS football team to the 1990 Georgia state championship.

Pinkins began his collegiate playing career at Chipola Junior College in Florida in 1993-94, averaging 17.5 points and eight rebounds per game during his two-year career. He then moved on to NC State, where, despite battling injuries, he averaged 9.5 points and seven rebounds.

After his collegiate career wound to a close, Pinkins played professionally, starting with Team Baleno in Zaragoza, Spain, in 1998. He averaged 22 points and nine rebounds over the course of the season.

Pinkins also played for the Raleigh (N.C.) Cougars in the USBL in 1998, (14 ppg, 8 rpg), and for Minot (N.D.) in the International Basketball Association, where he earned Most Valuable Player honors (19 ppg, 9 rpg).

Following his IBA stint, Pinkins played overseas for the Qatar Basketball Association in Doha, Qatar. (29 ppg, 11 rpg). He then played in the Chinese Basketball Association in Shenyang (11 ppg, 8 rpg).

Pinkins received his bachelor's degree in Sociology from NC State in 1998. He and his wife, Kara, have three sons - Patton, Pryce and Penn.





ADAM HOWARD

ADD-uhm HOW-urd

@AdamHoward14

“He **prepares** his guards for everything and puts us in **good situations**. He always gets the **best** out of us.”

– Kevin Punter, junior guard

ADAM HOWARD: CAREER BREAKDOWN

PERSONAL INFORMATION

Born: Aug. 6, 1985
 Hometown: Ashland, Ky.
 Education: Western Kentucky, 2008
 Fiancée: Renee Stutes

PLAYING EXPERIENCE

2004-08 Western Kentucky

COACHING EXPERIENCE

2009-10	Morehead State	Graduate Assistant
2010-12	Morehead State	Assistant Coach
2012-14	Southern Miss	Assistant Coach
2014-	Tennessee	Assistant Coach

POSTSEASON EXPERIENCE

at Western Kentucky (*as a player*)

2005	NIT (second round)
2006	NIT (first round)
2008	NCAA Tournament (Sweet Sixteen)

at Morehead State

2009	NCAA Tournament (second round)
2010	CBI (second round)
2011	NCAA Tournament (second round)

at Southern Miss

2013	NIT (quarterfinals)
2014	NIT (quarterfinals)



ASSISTANT COACH

1st Season at Tennessee Western Kentucky, 2008

Assistant coach Adam Howard accompanied Donnie Tyndall to Tennessee after spending the previous four seasons as a full-time assistant on Tyndall's staffs at Southern Miss and Morehead State.

Howard's time working side-by-side with Tyndall dates to 2009, when he joined the Morehead State staff as a graduate assistant.

A native of Ashland, Ky., Howard works closely with Tennessee's perimeter players.

"Adam has been with me for each of the last five years," Tyndall said. "He's a young, ambitious, tireless worker. He reminds me of myself at that same stage in my career. He eats, sleeps and drinks basketball.

"He is an outstanding coach on the floor, and he's a tireless recruiter as well."

Howard played an instrumental role in an unprecedented two-year run at Southern Miss during which the Golden Eagles posted a 56-17 (.767) record and earned a pair of postseason berths. Three players during that span garnered All-Conference acclaim.

In 2013-14, Southern Miss posted a school-record 29 wins (29-7, 13-3 C-USA), claimed a share of the Conference USA championship, built a perfect 15-0 home record and earned a year-end RPI of 29.

The 2012-13 campaign saw the Eagles post a 27-10 (12-4 C-USA) record and capture the program's first postseason victories since 1988 as Southern Miss marched all the way to the NIT quarterfinals.

Howard began his collegiate coaching journey with three seasons on Tyndall's staff at Morehead State, including one as a graduate assistant and two as a full-time assistant coach.

He was on board for the Eagles' 2010-11 campaign, which saw Morehead State finish 25-10 overall, 14-1 at home and 13-5 in the OVC. Morehead won the OVC Tournament that year and went on to upset fourth-seeded Louisville in the NCAA Tournament.

Howard worked with two Eagles that season that went on to sign professional basketball contracts. All-American Kenneth Faried, a two-time OVC Player of the Year and the NCAA's all-time leading rebounder, was drafted 22nd overall by the NBA's Denver Nuggets. Demonte Harper went on to play for KK Cibona VIP Zagreb in Croatia's top pro league.

Howard was a four-year letterman at Western Kentucky from 2004-08. He played for head coach Darrin Horn, and WKU advanced to postseason play in three of Howard's four seasons as a Hilltopper.

During Howard's senior season, Western Kentucky advanced to the Sweet Sixteen round of the NCAA Tournament by defeating Drake and San Diego before falling to eventual Final Four participant UCLA.

Howard also tasted postseason play as a player in 2005 and 2006, as WKU earned NIT bids in both years.

In Howard's four years as a Hilltopper, Western Kentucky won 96 games, and he was awarded the Danny Rumph Most Outstanding Teammate award for three straight years (2006-08). The award honors Howard's former teammate and friend, who passed away from cardiomyopathy after suffering heart failure during a pickup game in 2005.

Howard first met Tyndall in 2008, when Howard worked as a host at the Cancun Challenge, in which Tyndall's Morehead State squad participated.

Prior to joining Tyndall's MSU staff, Howard worked as a counselor at the Freshman All-American Camp for the top 150 freshmen-to-be in the country. He also assisted with the Derek Smith 16U AAU team.

Howard graduated from Paul G. Blazer High School in Ashland, Ky., and earned his bachelor's degree in Mass Communication from Western Kentucky in 2008.

He is engaged to Renee Stutes of Lafayette, La.





CHRIS SHUMATE

KRISS SHOO-mate

@CoachShu32

“Coach Shu takes the time to **teach** you important little details step-by-step. Off the court, he’s the **best mentor** you could ask for.”

– Willie Carmichael III, freshman forward

CHRIS SHUMATE: CAREER BREAKDOWN

PERSONAL INFORMATION

Born: June 9, 1981
 Hometown: Louisville, Ky.
 Education: Murray State, 2004
 Wife: Meredith
 Children: Addison, Chloe and Gates

PLAYING EXPERIENCE

1999-04 Murray State

COACHING EXPERIENCE

2007-09 Cincinnati Director of Operations
 2009-13 Cincinnati Student-Athlete Development
 2013-14 Southern Miss Assistant Coach
 2014- Tennessee Assistant Coach

POSTSEASON EXPERIENCE

at Murray State (as a player)

2002 NCAA Tournament (first round)
 2004 NCAA Tournament (first round)

at Cincinnati

2008 CBI (first round)
 2010 NIT (second round)
 2011 NCAA Tournament (second round)
 2012 NCAA Tournament (Sweet Sixteen)
 2013 NCAA Tournament (second round)

at Southern Miss

2014 NIT (quarterfinals)



ASSISTANT COACH

1st Season at Tennessee Murray State, 2004

After their lone season together at Southern Miss culminated in a 27-win season and conference title, head coach Donnie Tyndall brought assistant coach Chris Shumate (pronounced: SHOO-mate) with him to Tennessee in April 2014.

Shumate hails from Louisville, Ky., and boasts seven seasons of experience as a Division I staffer. He works closely with Tennessee's post players.

"Coach Shu takes the time to teach you important little details step-by-step," Vols freshman Willie Carmichael III said. "Off the court, he's the best mentor you could ask for."

During the 2013-14 campaign on Tyndall's Southern Miss staff, Shumate helped usher the Golden Eagles to a school-record 29 wins (29-7, 13-3 C-USA), a share of the Conference USA championship, a perfect 15-0 home record and a year-end RPI of 29.

"Chris was a tough, hard-nosed player at Murray State, and he's carried those same qualities over to his coaching career," Tyndall said. "He is detail-oriented, driven to be successful and a relentless recruiter.

"Chris has a passion for working with young people, and our players will love him."

Shumate transitioned to Southern Miss after having spent six years on staff at Cincinnati. He served two seasons as the director of basketball operations before becoming the director of student-athlete development in 2009. In that role, he coordinated many of the program's

daily operations, including academics and gameday preparation.

Prior to joining the Bearcats' staff, Shumate played two years of professional basketball the NBA D-League with the now-defunct New Mexico and Arkansas organizations.

As a standout player for coach Mick Cronin at Murray State from 1999-04, Shumate was a two-time All-OVC selection and finished his career ranked 24th on the Racers' all-time scoring list with 1,207 points.


He also ranked among the school's all-time leaders in 3-pointers made (170, eighth), steals (125, tied for 10th), assists (252, 14th), blocks (37, 15th) and field goals made (459, tied for 20th).

As a junior, he scored a career-high 31 points on 13 made field goals during a win over West Florida. He also placed himself on several single-game statistical leaderboards, as he posted games with six 3-pointers made, 10 assists and six steals.

As a senior and team captain in 2003-04, Shumate helped lead Murray State to a 28-6 overall record, an Ohio Valley Conference Tournament championship and a subsequent NCAA Tournament berth.

He averaged 10.3 points and shot .478 from the field during his career.

Shumate graduated from Murray State with a bachelor's degree in Business in 2004. He and his wife, Meredith, have three children: Addison, Chloe and Gates.



**JUSTIN
PHELPS**



DIRECTOR OF BASKETBALL OPERATIONS

1st Season at Tennessee
Kent State, 2006

Justin Phelps is in his first year as Tennessee's Director of Basketball Operations. This is his third year occupying that role on head coach Donnie Tyndall's staff, as the pair worked closely together at Southern Miss from 2012-14.

Phelps oversees all day-to-day operations within the basketball office, coordinates game scheduling, serves as a liaison to several branches of the university and athletic department and also administers the program's summer basketball camps.

"Justin is one of the most detail-oriented and organized people I've ever been around," Tyndall said. "His organizational skills and ability to think outside the box in areas such as social media and marketing will only help us to grow our program."

With Phelps directing administrative aspects of the Southern Miss program for two seasons, the Golden Eagles posted a stellar 56-17 overall record, won a school-record 29 games while going undefeated at home (15-0) in 2013-14, claimed a share of the 2014 regular-season Conference USA Championship and turned in a 2014 year-end RPI of 29.

Phelps spent the 2011-12 season as director of operations on coach Darrin Horn's staff at South Carolina. While with the Gamecocks, Phelps was responsible for all of the business operations of the program as well as serving as an academic liaison. During that time, the program posted record academic achievements and a perfect APR score.

In 2010, Phelps served as the founder and director of the All-American Junior College Showcase in Las Vegas, Nev. The event was attended by more than 200 NCAA Division I coaching staffs.

While in Las Vegas, he also served as the vice president of marketing and expansion for National Youth Sports, an organization involved with all facets of youth sports leagues across Nevada, California, Arizona, Georgia, New Mexico, Texas and Oregon.

Prior to moving to Las Vegas, Phelps spent four years on the hardwood at Kent State working under coaches such as Jim Christian (now head coach at Boston College), Geno Ford (now head coach at Bradley), Robert Murphy (now head coach at Eastern Michigan) and Rob Senderoff (now head coach at Kent State).

During Phelps' time at Kent State, the Golden Flashes won at least 20 games each year and made four postseason appearances, including a trip to the NCAA Tournament in 2006. The Flashes also had an 89-40 overall record and won three Mid-American Conference Championships.

Antonio Gates, who is now a Pro Bowl tight end for the NFL's San Diego Chargers, also starred on the hardwood at Kent State during that time. The Flashes also became one of only six programs in the nation during that span to record 10 consecutive seasons of 20 or more victories, joining Creighton, Duke, Florida, Gonzaga and Kansas.

A 2001 graduate of Amelia High School in Cincinnati, Ohio, Phelps earned his degree from Kent State in 2006.

He is married to the former Lisa DiPietro of Steubenville, Ohio.

You can follow Phelps on Twitter @CoachPhelps.



J.T.
BURTON

DIRECTOR OF PLAYER DEVELOPMENT

1st Season at Tennessee
Tennessee Wesleyan, 1999

J.T. Burton was hired by Tennessee head basketball coach Donnie Tyndall in May 2014 as the program's Director of Player Development. Their relationship dates to 1996, when Tyndall was a rookie head coach at St. Catharine College and Burton was a point guard on that team.

Burton is a native of Springfield, Ky. Key among his several responsibilities as the Volunteers' Director of Player Development is his role of academic liaison to UT's Thornton Athletics Student Life Center.

Burton – who boasts more than 15 years of basketball coaching experience – followed in Tyndall's footsteps and spent the last six years as head coach at St. Catharine College. His final season there resulted in a quarterfinal appearance at the 2014 NAIA Division I Men's Basketball Championship, a 20-13 record and a year-end national ranking of No. 18.

As a head coach, Burton accumulated close to 100 wins and posted three 20-win seasons.

"J.T. is one of my former players, and I've known him for close to 20 years now. His loyalty is second to none," Tyndall said. "He's proven himself to be a great head coach. His tireless work ethic and his ability to connect with student-athletes are going to be tremendous assets for our program.

"J.T. is like a son to me, and I'm very fortunate and honored that he was willing to give up a head coaching position to be a part of our basketball family here at Tennessee."

Burton began his coaching career with back-to-back one-year stints as an assistant coach at St. Catharine College and Marshalltown (Iowa) Community College in 1999-2000 and 2000-01, respectively.

He later accepted a position as assistant boys' basketball coach at Washington County High School in Springfield, Ky. After one season, he was named head coach of the school's girls' basketball team, a role he held from 2003-2007. His WCHS girls' teams averaged 17 wins per season, and he led Washington County to a quarterfinal appearance at the 2005 KHSAA state tournament.

Prior to the 2007-08 campaign, Burton returned to St. Catharine as an assistant coach, and he was handed the head coaching reins just one year later. He was named Mid-South Conference Coach of the Year in 2011 after leading the Patriots to an overall record of 24-10 and a conference mark of 16-5. That 2010-11 squad reached the NAIA National Tournament and ascended as high as No. 14 in the national rankings.

Burton was a guard at St. Catharine College from 1995-1997 when it was a two-year institution (now a four-year school). He was a member of Tyndall's 1996-97 Patriots squad that went 30-5 and became the first team in school history to advance to the National Junior College Tournament.

Burton received his Bachelor's degree from Tennessee Wesleyan College in 1999 and later earned a Master's degree in Special Education at Campbellsville University in 2005.

He and his wife, Carla, have two daughters, Alexis and Jada.

You can follow Burton on Twitter @CoachJTBurton.



VIDEO COORDINATOR

1st Season at Tennessee
Centre College, 2009

Beau Braden enters his first season as Tennessee's video coordinator after spending the previous two years as an assistant coach at Morehead State.

This is Braden's second stint working alongside first-year UT head coach Donnie Tyndall, as Braden served in the dual role of director of basketball operations and graduate manager during Tyndall's sixth and final year as the Eagles' head coach in 2011-12.

"Beau started his Division I coaching career as my graduate assistant at Morehead State," Tyndall said. "While working together there, he proved himself as someone who eagerly accepted any and all responsibilities with absolutely no ego.

"He's a dedicated, hard-working, young coach. With his willingness to be a true team player, he is going to continue to rise in the coaching profession."

During Braden's two seasons as a full-time assistant coach at Morehead State, the Eagles recorded 35 overall victories, 18 conference wins and posted a 20-win campaign in 2013-14.

Braden spent the first half of the 2011-12 season as MSU's director of basketball operations and the second half as a graduate manager. He coordinated several administrative duties and all video operations during a season in which the Eagles won 18 games and finished third in the Ohio Valley Conference.

In 2010-11, he worked as an assistant coach under Tennessee's current Director of Player Development J.T. Burton

at St. Catharine College near Springfield, Ky. Focusing much of his efforts on recruiting, scouting, individual instruction and academics, Braden helped guide the Patriots to a 24-9 record, an NAIA national tournament berth and three triumphs over eventual national champion Pikeville.

Braden's first collegiate staff experience came as a graduate assistant and junior varsity coach at Georgetown College in Georgetown, Ky., during the 2009-10 campaign. The Tigers posted a 27-6 record that season, captured the Mid-South Conference Tournament championship and earned an NAIA national tournament berth.

A native of Louisville, Ky., Braden played basketball at Centre College in Danville, Ky., for four seasons and was a two-time team captain. The Colonels were 92-21 during his playing career, and they posted a 25-3 record and ascended as high as No. 2 in the national rankings during his junior season.

He was part of three Southern Collegiate Athletic Conference championship teams and played in three NCAA Division III national tournaments.

Braden received his Bachelor's degree in Government and Economics from Centre in 2009, and he is currently working toward a Master's degree in Sports Management from Morehead State.

You can follow Braden on Twitter @BeauBraden.



SPECIAL ASSISTANT TO THE HEAD COACH

1st Season at Tennessee
Slippery Rock, 2011



R.J. Rush accompanied head basketball coach Donnie Tyndall to Knoxville after spending two years on Tyndall's staff at Southern Miss. In his first year at Tennessee, Rush holds the title of Special Assistant to the Head Coach.

"R.J. is a bright young coach who has a great ability to positively impact our players and our program," Tyndall said. "As my graduate assistant for two years at Southern Miss, he proved himself invaluable in many different ways. He'll play a key role in our success here at Tennessee because of the relentless work ethic and ambition he possesses."

A native of Moon Township, Pa., Rush was a graduate assistant at Southern Miss during the 2013-14 campaign. He had previously served as the Eagles' video coordinator in 2012-13.

During Rush's two seasons on staff in Hattiesburg, Southern Miss posted a 56-17 overall record, including a 25-7 mark in Conference USA games. The 2013-14 squad captured a share of the regular-season Conference USA championship and won a school-record 29 games.

Rush was a forward on the men's basketball team at Slippery Rock University for three seasons from 2008-11. The Rock earned a bid to the NCAA Division II Tournament when Rush was a senior in 2011.

He played basketball at Pittsburgh-Titusville during the 2007-08 season after a standout career as a two-sport athlete at Moon Area High School in Robinson Township, Pa. Rush helped lead Moon to three consecutive WPIAL championship game appearances and a PIAA quarterfinal berth during his senior season.

Rush earned his Bachelor's degree in Accounting from Slippery Rock in 2011 and later received his Master's degree in Sports Management from Southern Miss in 2014.

OUTLOOK

PLAYERS

STAFF

REVIEW

RESULTS

RECORDS


HONORS

POSTSEASON

VOLTMANAC

MEDIA INFO





**TODD
MOYER**



ASSOCIATE STRENGTH & CONDITIONING COACH

1st Season at Tennessee
Bowling Green, 2002

In April 2014, Todd Moyer was handpicked by head coach Donnie Tyndall to serve as Tennessee's associate director of strength and conditioning for men's basketball.

Tyndall was already familiar with Moyer's prowess as an athletic performance specialist, as Moyer served in the same role at Southern Miss during the 2013-14 season.

"I've been fortunate to work with several outstanding strength coaches in my career," Tyndall said. "Todd Moyer is quite simply the best I've ever been around. He's passionate about his job and in his dealings with our players. He will be phenomenal here at Tennessee."

Moyer has trained several successful professional athletes, such as Cliff Avril (Seattle Seahawks), Quentin Groves (Houston Texans), Kory Lichtensteiger (Washington Redskins), Daniel Murphy (New York Mets) and Shaun Suisham (Pittsburgh Steelers).

Before his lone season at Southern Miss, Moyer spent eight years at the Jacksonville University, the last five of which he held the title of head strength and conditioning coach.

Moyer served as an intern at the Jacksonville in 2005-06 before taking an assistant strength and conditioning coach position at Wayne State in Detroit, Mich.

After completing a year at Wayne State, Moyer moved back to Jacksonville and joined Velocity Sports Performance while also volunteering his time at JU. He also served as a volunteer strength and conditioning coach with the NFL's Jacksonville Jaguars for two summers.

Moyer was a graduate assistant strength and conditioning coach at his alma mater, Bowling Green, from 2004-05. He preceded that post with stints as a strength and conditioning intern for the USF football program in 2003 and the Detroit Tigers/Oneonta Tigers that same year.

Moyer earned his bachelor's degree as an Exercise Specialist from Bowling Green in 2002, and he also received his master's in Developmental Kinesiology from Bowling Green in 2005.

You can follow Moyer on Twitter @UT_MBB_STRENGTH.



ASSOCIATE DIRECTOR OF SPORTS MEDICINE

20th Season at Tennessee
Tennessee, 1994



Chattanooga native Chad Newman is an associate director on UT's sports medicine staff. Newman currently directs the athletic training efforts on behalf of the Vols basketball squad in addition to working with Tennessee's men's and women's tennis teams.

In January 2010, the Tennessee Athletic Trainer's Society (TATS) named Newman the Collegiate Athletic Trainer of the Year.

"Chad's the best," former Vol and current Philadelphia 76ers guard Jordan McRae said. "He genuinely cares about all of us and always looks out for what's best for us. He spends a lot of time making sure minor bumps and bruises don't turn into bigger injuries. Whenever we need him, Chad is always there."

The 2014-15 academic year will be Newman's 20th with the UT sports medicine staff and his 19th with the men's basketball program. During his tenure with the basketball team, the Vols have advanced to postseason play 15 times - including 11 NCAA Tournaments and four NIT berths. Newman has been a part of five NCAA Sweet Sixteen teams, one Elite Eight team and two SEC Championship squads.

Under his care, the Volunteers men's tennis team also advanced to three consecutive NCAA semifinals from 2000-03.

Newman has helped numerous Vols overcome adversity and challenges in recent years. He oversaw the management of Chris Lofton's successful battle with testicular cancer following Lofton's junior season.

And in September 2009, Newman was instrumental in

reviving Tennessee sophomore Emmanuel Ngedu after Ngedu collapsed following a sudden cardiac arrest. Newman successfully administered the use of an AED and CPR until emergency medical services arrived on-site. For his efforts, he received a "Certificate of Heroism" from the Sudden Cardiac Arrest Association and also was named the 2010 Most Distinguished Award recipient by the "Hoops for Heart Health" organization, which was founded by NBA player Ryan Gomes.

When Newman first joined the Tennessee training staff in a full-time role in 1997, he was no stranger to the UT training room, having served as a volunteer student trainer and a graduate assistant before his full-time appointment. During that time, he worked with UT's football, men's tennis and men's track & field teams.

He earned his B.S. in Exercise Science from UT in 1994 and completed his master's in Kinesiology in May 1997. Newman is a member of the National Athletic Trainers' Association (NATA), the National Academy of Sports Medicine (NASM) and the American College of Sports Medicine (ACSM).

In the fall of 2009, Newman authored an article about Lofton's successful return from cancer entitled "The Toughest Opponent," that was published in *Training & Conditioning Magazine*. And in 2010, he gave sudden cardiac arrest case study presentations at the Southeastern Conference Sports Medicine Seminar and the Collegiate Athletic Trainers' Society Spring Symposium.

Newman is married to the former Stacey Perry. The couple has two daughters, Katherine and Natalie.



KYLE CONDON

GRADUATE ASSISTANT

6th Year at Tennessee Tennessee, 2013

In his second year as a graduate assistant, Kyle Condon embarks on his sixth overall season with the Tennessee basketball program.

The Springfield, Va., native was a student manager with the Volunteers for four years before assuming his current graduate position.

During the 2013-14 season, he was responsible for several basketball operations duties, handling equipment distribution, oversight of the managerial staff and assisting with team meals and travel logistics.

Condon was with Tennessee during both the 2010 Elite Eight run as well as the program's charge to the 2014 Sweet Sixteen. Overall, he boasts nine games of NCAA Tournament experience as a manager or administrative staffer.

Condon graduated from The Potomac School in McLean, Va., and was a member of the school's 2008 state championship team. He owns Potomac's career assists record.

He received his degree in Business Administration from Tennessee in 2013.

Condon's older brother, Ross, is the Director of Basketball Operations at Penn State.



TY PROFFITT

GRADUATE MANAGER

1st Year at Tennessee Morehead State, 2012

Former Morehead State standout Ty Proffitt is in his first year at Tennessee. The London, Ky., native is a graduate manager on head coach Donnie Tyndall's staff.

Proffitt played three seasons for Tyndall at Morehead State, lettering from 2010-12.

Playing alongside 2012 NBA Draft pick and current Denver Nuggets forward Kenneth Faried, Proffitt appeared in 91 games during his three-year career at Morehead State, making 75 starts. He made 122 career 3-pointers and shot .384 from 3-point range. He also boasted a 1.46 assist/turnover ratio during his three seasons with the Eagles.

As a junior starter during the 2010-11 campaign, he played a key role on the Morehead State team that shocked fourth-seeded Louisville in the NCAA Tournament.

Proffitt was a three-time member of the Ohio Valley Conference Commissioner's Honor Roll and the NABC Honors Court, and he was named to the Morehead State Dean's List six times. He also served on MSU's Student-Athlete Advisory Committee.

In 2007, Proffitt graduated from South Laurel High School in London, Ky., where he was a Kentucky Mr. Basketball candidate, a McDonald's All-American nominee, a two-time first-team All-State selection and helped lead the Cardinals to one state championship and four region titles.

He signed with Notre Dame out of high school and appeared in eight games for the Irish during the 2007-08 season. He then transferred to Morehead State.

Proffitt graduated with Magna Cum Laude honors from Morehead State in 2012, receiving his degree in Finance.

He is married to the former Calley Bess Miller of London, Ky.



■ STUDENT MANAGERS & ATHLETIC TRAINERS



Front Row (L-R): Parker Eidson, Jordan Whaley, Russell Ottinger, Garrett Carter; **Back Row:** Cameron Kawell (student athletic trainer), Evan Ford, Parker Ratcliff, Kaitlin Chrastek (student athletic trainer).

■ ADDITIONAL SUPPORT STAFF

Mary Hughes	Assistant Marketing Director	Joy Postell-Gee	Spirit Coordinator
Dr. Chris Klencz	Team Physician	Tim Reese	Thompson-Boling Arena Manager
Josh Klinger	Compliance	Janet Reynolds	Administrative Assistant
Allison Maurer	Sports Nutritionist	Fernandez West	Thornton Center Associate Director
Tim Miller	FCA Director	Bill Whitesell	Event Management Director



DR. JIMMY G. CHEEK

UT KNOXVILLE CHANCELLOR

**6th Year at Tennessee
Texas A&M, 1969**

Jimmy G. Cheek became the seventh chancellor of the University of Tennessee, Knoxville, on Feb. 1, 2009.

Within a year of taking office, the chancellor set a goal for UT to become a Top 25 public research university in a decade. This aggressive initiative sparked exciting momentum around improving undergraduate education, graduate education, research, campus infrastructure, and additional financial resources.

Several new academic and student service buildings have been built or significantly renovated since 2009. An unprecedented \$1 billion in campus construction is now underway or in the design or planning stages. A new student union, classroom and laboratory facilities, and a redeveloped residence hall village will open in the next several years.

Cheek has led great change in the university's delivery of core services that include student advising, tutoring, mentoring, and other support to help our students graduate on time and achieve their academic goals. These changes have dramatically improved retention and graduation rates and brought our metrics closer to those of our Top 25 peers.

The increased support for faculty and staff salaries has aided recruitment and retention efforts of world-class faculty and talented staff. Cheek also has led an effort to enhance our relationships with

existing partners, including Oak Ridge National Laboratory, and to create new relationships that broaden our research and opportunities for collaborations with faculty and students.

A first-generation college student, Cheek has set in motion several initiatives to broaden diversity and student access to the university. The university's work on improving access led to Cheek's participation in the White House Summit on increasing college opportunity for low-income students.

Prior to his service with UT, Cheek was a member of the faculty and an administrator at the University of Florida for thirty-four years, last serving as senior vice president of agricultural and natural resources. While at Florida, he received the President's Medallion and Student Body Resolution 2009-104 for dedicated and loyal service to the university and outstanding service to students, respectively, and the Morton Wolfson Faculty Award for outstanding contributions to the quality of student life. Cheek's research has focused on the influence of experiential learning on student achievement and educational accountability.

Cheek earned a bachelor's degree with high honors and doctorate from Texas A&M University. He received his master's degree from Lamar University. A native of Texas, he is married to Ileen Cheek, and they have two children and three grandchildren.



DR. DONALD BRUCE

FACULTY ATHLETIC REPRESENTATIVE

**16th Year at Tennessee
Drew University, 1994**

Donald Bruce is the Douglas and Brenda Horne Professor of Business in the Center for Business and Economic Research (CBER) and the Department of Economics at UT Knoxville.

He joined the UTK faculty in 1999 after receiving his M.A. and Ph.D. in Economics from Syracuse and his B.A. with honors in Economics from Drew University.

As a CBER economist, Dr. Bruce regularly provides objective, non-partisan policy research and evaluation under contracts with an array of government agencies at the federal and state levels. His recent work in CBER has included an ongoing evaluation of Tennessee's welfare program, Families First, for the Tennessee Department of Human Services, an analysis of teacher supply and demand in Tennessee for the Governor's Office of Education Policy, and a forecast of expenditures on Tennessee Education Lottery Scholarships for the Tennessee Higher Education Commission.

In addition to his CBER research, Dr. Bruce studies the economic and behavioral effects of tax policies on such things as small business activity and owner-occupied housing. His work has been presented and published in a variety of academic journals, edited volumes, and professional meetings. He has testified before Congress on the topic of internet taxation, and he

presented his work on taxes and small business activity before the President's Advisory Panel on Federal Tax Reform in 2005.

Dr. Bruce regularly teaches graduate and undergraduate courses on the economics of taxation and the economics of health and health care. He has recently served as the Director of Graduate Studies in Economics and the Director of the Undergraduate Major in Public Administration. Before becoming Faculty Athletics Representative, Dr. Bruce served for two years as chair of the Athletics Board's Fiscal Integrity and Long-Range Planning Committee. He has also served as chair of the UTK Faculty Senate's Budget and Planning Committee. Dr. Bruce is an active member of the National Tax Association, the International Institute of Public Finance, and the American, Southern, and Western Economic Associations. His community service has included numerous economic and policy presentations for state and local organizations, and he currently serves as Chairman of the Board of Innovative Education Partnership, the non-profit governing body of the Clayton-Bradley STEM Academy in Blount County.

Dr. Bruce lives in Walland, Tenn, with his wife Jennifer, a mathematics teacher at Clayton-Bradley, and their daughter Annie, age 7.



DAVE HART

VICE CHANCELLOR/DIRECTOR OF ATHLETICS

4th Year At Tennessee Alabama, 1971

The University of Tennessee named Dave Hart vice chancellor and director of athletics on Sept. 5, 2011. Hart has held leadership roles in athletics administration at East Carolina University, Florida State University and the University of Alabama.

"Under Dave's leadership, we are making huge strides toward achieving comprehensive excellence," said Chancellor Jimmy G. Cheek. "Our student-athletes have broken records with their academic performance, and their competitive spirit will drive them to win championships."

Among the many challenges and goals being addressed in the first three years of his tenure at Tennessee, Hart has led efforts which included the following:

- Restructured the UTAD to provide for greater efficiency.
- Hired the following head coaches: Butch Jones (football), Brian Pensky (soccer), Donnie Tyndall (Men's Basketball) and Holly Warlick (women's basketball), Beth Alford-Sullivan (Track & Field/Cross Country) while also naming Matt Kredich to lead a combined swimming and diving program.
- Named Dr. Joe Scogin to lead the Thornton Student Life Center. Dr. Scogin's efforts in reorganizing the Thornton Center have had an immediate impact, resulting in unprecedented academic success for Tennessee student-athletes.
- Redefined the athletic department Mission, Vision and Values to focus on the student-athlete.
- Created a new administrative structure going through a "right-sizing" effort in conjunction with the implementation of combining the men and women's programs into one while setting a direction and vision for all units within the department.
- The Compliance Department has been reorganized and capital projects have been reprioritized to dovetail into a strategic plan for the future.
- Policies and procedures have been strengthened throughout the department, as has overall communication.
- Fan experience enhancement options at Neyland Stadium and Thompson-Boling Arena have been prioritized.
- Launched the Campaign for Comprehensive Excellence, creating an opportunity for donors to partner with the athletic program toward achievement of this collective goal, prioritizing capital projects.

"It is an honor to serve in this leadership role at the University of Tennessee," Hart said. "Our mission is to inspire student-athletes to achieve comprehensive excellence in competition, the classroom and community service. I am proud of the positive energy that our staff, coaches and student-athletes are generating. I am optimistic about what is on the horizon. The future is bright for Tennessee Athletics."

In December 2012, Hart hired Butch Jones from Cincinnati as the head football coach at Tennessee. Since assuming his new role, Jones has brought a renewed sense of energy and optimism, including a win over top 10-ranked South Carolina in October 2013 and signing a consensus top five recruiting class in February 2014.

Hart also hired Holly Warlick to follow the legendary Pat Summitt as the head coach of Tennessee's women's basketball program, and Warlick led the Lady Vols to the SEC championships in each of her first two seasons.

In 2012-13, Tennessee also won national championships in three events and finished third nationally in women's swimming and diving under Matt Kredich, the former UT women's coach whom Hart chose to lead a combined men's and women's swimming and diving. Hart also hired Brian Pensky to lead

the Tennessee soccer program, and the squad made an NCAA tournament appearance in Pensky's first season. The team is primed for a giant leap forward in 2014. The men's basketball team made the Sweet Sixteen last season, and in April 2014, Hart hired Donnie Tyndall to lead the program moving forward.

In just under two years at Tennessee, Hart has worked with Chancellor Jimmy Cheek and Vice Chancellor for Finance and Administration Chris Cimino to build a long-term financial model for Tennessee Athletics.

In conjunction with Provost Susan Martin, the hiring of Dr. Joe Scogin as assistant provost and senior associate athletics director to lead the Thornton Student Life Center has led to excellent classroom performance by UT student-athletes. For the first time since available data was recorded, Tennessee student-athletes posted three consecutive semesters with a 3.00 GPA or above, also accomplishing the feat in three consecutive spring semesters. The Spring 2013 GPA of 3.05 was the highest combined GPA for UT student-athletes all-time. Also, in Spring 2014, four sports posted their highest GPA in team history, and 58% of student-athletes posted a 3.0 GPA or higher. In the most recent Spring semester, a record number of student-athletes graduated.

Comprehensive athletic success exemplified Hart's tenure as the Florida State athletic director, as a combined 35 ACC Championships were won by 10 different Seminole athletic programs during his tenure. Additionally, the Seminole football team won nine ACC titles and appeared in four national championship games, winning the 1999 BCS National Championship with a Sugar Bowl victory over Virginia Tech.

The men's outdoor track and field team also claimed two national championships during his tenure, while the baseball program appeared in the College World Series five times and the softball program won nine ACC titles and played in the Women's College World Series. During Hart's last year at Florida State, the Seminoles finished 15th in the Directors' Cup, an all-time high for the institution at that time.

Additionally, during Hart's three years at Alabama, the Crimson Tide football team claimed the 2009 BCS National Championship and the individual athletic teams posted eight combined top-three finishes nationally from 2009-11. Hart has more than 20 years of service as a director of athletics.

Highly respected as a visionary and industry leader, Hart's career has featured service as the president of both the National Association of Collegiate Directors of Athletics and the Division IA Athletics Directors' Association. A former recipient of the Robert R. Neyland Award honoring lifetime achievement, Hart has also been named by his colleagues as the Athletic Director of the Year for the Southeast Region in both 2000 and 2005, one of a few select individuals to receive the honor multiple times.

During his 13 years at Florida State, Hart negotiated unprecedented, multi-million dollar contracts for the department totaling in excess of \$175 million and devised and executed an extensive and comprehensive facilities master plan for athletics eclipsing the \$150 million mark. Hart initiated a multi-faceted Student Development/Life Skills program for all student-athletes at FSU, an endeavor recognized nationally as a "Program of Excellence" by the Division I-A Athletics Directors' Association.

"Dave is as good an athletic director as there is in the country," legendary Florida State Head Football Coach Bobby Bowden said. "He's as sharp of an AD as I've been around in 57 years. He knows what's important, and he's a builder."

OUTLOOK

PLAYERS

STAFF

REVIEW

RESULTS

RECORDS

HONORS

POSTSEASON

VOLMANAC

MEDIA INFO



ATHLETIC ADMINISTRATION

While at FSU, Hart made many key hires, including the hiring of FSU's first two African-American basketball coaches, including current men's coach Leonard Hamilton, as well as their first African-American senior-level administrator. He also placed a significant focus on the growth of women's athletics at FSU, a commitment reflected in increased funding, competitive success and facility upgrades.

Academic success also accompanied Hart's time at FSU, as the school became home to the inaugural National Student-Athlete of the Year, a State of Florida Woman of the Year recipient, and two Rhodes Scholars. A record number of FSU student-athletes made the ACC Academic Honor Roll, were recipients of NCAA post-graduate scholarship awards and obtained degrees. Student-athlete community service involvement became a priority under Hart with student-athletes contributing more than 5,000 hours in community outreach projects.

Hart has also earned the Athletics Directors' Award for advancing the quality and progress of student-athletes and the athletics program while at Florida State. In 2008, he received the James J. Corbett Award, the highest honor bestowed by National Association of College Directors of Athletics.

Hart's commitment to service includes considerable time on numerous national and conference committees, including the NCAA Council, the NCAA Honors and Awards Committee and

the NCAA Special Events and Postseason Bowls Committee, and he has been a consultant to the NCAA Student-Athlete Advisory Council.

Hart was one of 11 athletic directors nationally who worked with an advisory group of athletic directors to presidents and conference commissioners in ongoing meetings and discussions regarding post-season football format options and similar issues related to the football postseason. In addition to his prominent leadership roles nationally, Hart chaired and had direct involvement with the renegotiations of both of the ACC's football and basketball television contracts and chaired the ACC Television Committee as well as the ACC Men's Basketball and Football committees.

Hart served as Executive Director of Athletics at Alabama from August 2008 until accepting his leadership role with the Volunteers. A 1971 Alabama graduate, Hart played basketball for the Crimson Tide under legendary head coach C.M. Newton and earned a master's degree from UA in 1972 while working as a graduate assistant basketball coach.

Hart met his wife, the former Pam Humble, while at Alabama. The couple has three children: Rick, who serves currently as the athletic director at SMU, Jamie and Kelly. The Harts are the grandparents of five grandchildren: Trevor, Caroline, McKinley, Olivia and Kingsley.

EXECUTIVE ATHLETICS STAFF



JON GILBERT
Executive Senior Associate
Athletics Director



CHRIS FULLER
Senior Associate AD
for Development and
External Relations



BRETT HUEBNER
Senior Associate AD
for Business
Operations/CFO



DR. JOE SCOGIN
Senior Associate AD/
Assistant Provost



JIMMY STANTON
Senior Associate AD
for Communications



DONNA THOMAS
Senior Associate
AD/Senior Woman
Administrator



MIKE VOLLMAR
Senior Associate AD



MIKE WARD
Senior Associate AD
for Administration &
Sport Programs

SENIOR ATHLETICS STAFF

Joe Arnone Associate AD - Ticket Operations
Angie Boyd-Keck Associate AD - Business/Internal Affairs
Jimmy Delaney Assistant AD - Sales & Marketing
Todd Dooley Associate AD - Compliance
David Elliott Assistant AD - Event Management
Greg Hulen Associate AD - Development
Tyler Johnson Associate AD - Business/Internal Affairs
Dave Lawson Director of Strength & Conditioning

Jason McVeigh Director of Sports Medicine
Thomas Moats Director of Information Services
Chris Spognardi Director of Football Operations
Carmen Tegano Associate AD
Dara Worrell Associate AD
Jason Yellin Assistant AD - Media Relations
Kevin Zurcher Assistant AD - Facilities & Athletic Grounds
Steve Early Vol Network General Manager



REVIEW

Tennessee's leading scorer last season, Jordan McRae (18.7 ppg) helped lead the Vols to 24 wins and a Sweet Sixteen appearance.



2013-14 RESULTS

Record:	Overall	Home	Away	Neutral
All Games	24-13	14-3	4-7	6-3
Conference	11-7	7-2	4-5	0-0
Non-Conference	13-5	7-1	0-2	6-2

Date	Time	Opponent	Score	Attend	High Points	High Rebounds	High Assists			
Nov. 12	9 p.m.	at Xavier (Fox Sports 1)	L, 63-67	9,878	23	McRae	10	Maymon	5	McRae
Nov. 16	7 p.m.	USC Upstate (SportSouth)	W, 74-65	15,119	18	McRae	18	Stokes	3	McRae
Nov. 18	7 p.m.	The Citadel (Fox Sports Net)	W, 86-60	13,394	20	McRae	7	Moore	3	Richardson
Nov. 22	7 p.m.	Tenn. State (Fox Sports Net)	W, 88-67	15,134	25	McRae	8	Stokes	7	Thompson
Nov. 28	9:30 p.m.	1-vs. UTEP (NBC Sports Net)	L, 70-78	1,416	22	McRae	14	Stokes	3	Richardson
Nov. 29	1 p.m.	1-vs. Xavier (AXS TV)	W, 64-49	1,573	20	Stokes	10	Stokes	3	Stokes
Nov. 30	3:30 p.m.	1-vs. Wake Forest (AXS TV)	W, 82-63	1,400	21	Stokes	10	Stokes	3	Three players
Dec. 7	Noon	Tenn. Tech (Fox Sports Net)	W, 84-63	13,606	19	Stokes	13	Stokes	4	McRae
Dec. 14	2 p.m.	at No. 12 Wichita State (ESPN2)	L, 61-70	14,356	26	McRae	9	Maymon	4	Barton
Dec. 18	7 p.m.	NC State (ESPN)	L, 58-65	14,831	21	McRae	16	Maymon	3	Thompson
Dec. 23	7 p.m.	Morehead State (ESPN)	W, 82-67	15,207	19	Richardson	10	Reese	5	McRae
Dec. 30	7 p.m.	Virginia (ESPN2)	W, 87-52	16,142	21	McRae	9	Reese	5	McRae
Jan. 4	2 p.m.	Tusculum College	W, 98-51	14,175	19	McRae	8	Stokes	9	Thompson
Jan. 7	7 p.m.	at LSU* (ESPN)	W, 68-50	7,918	19	McRae	15	Stokes	5	McRae
Jan. 11	6 p.m.	Texas A&M* (Fox Sports Net)	L, 56-57	18,079	12	Barton	15	Maymon	4	McRae
Jan. 15	7 p.m.	Auburn* (CSS)	W, 78-67	14,205	21	McRae	14	Stokes	3	Three players
Jan. 18	Noon	at No. 13 Kentucky* (CBS)	L, 66-74	24,246	20	Stokes	15	Stokes	3	Barton
Jan. 22	8 p.m.	Arkansas* (SEC TV)	W, 81-74	14,034	34	McRae	9	Maymon	4	Barton
Jan. 25	4 p.m.	at No. 6 Florida* (ESPN)	L, 41-67	12,475	16	Stokes	10	Stokes	2	Stokes
Jan. 29	8 p.m.	Ole Miss* (SEC TV)	W, 86-70	14,341	26	McRae	14	Stokes	7	Thompson
Feb. 1	9 p.m.	at Alabama* (ESPN2)	W, 76-59	12,620	26	McRae	16	Stokes	4	McRae
Feb. 5	8 p.m.	at Vanderbilt* (ESPN3)	L, 60-64	10,733	16	McRae	14	Stokes	5	Thompson
Feb. 8	3 p.m.	South Carolina* (ESPN)	W, 72-53	17,215	24	McRae	8	Maymon	4	Thompson
							Stokes			
Feb. 11	7 p.m.	No. 3 Florida* (ESPN)	L, 58-67	18,009	17	McRae	11	Stokes	3	Barton
Feb. 15	4 p.m.	at Missouri* (ESPN2)	L, 70-75	14,132	31	McRae	8	Stokes	3	Stokes
Feb. 18	9 p.m.	Georgia* (ESPN)	W, 67-48	13,852	20	Stokes	11	Stokes	3	Barton
										Stokes
Feb. 22	3 p.m.	at Texas A&M* (ESPN)	L, 65-68 (OT)	6,432	20	McRae	16	Stokes	4	Stokes
Feb. 26	8 p.m.	at Mississippi State* (SEC TV)	W, 75-68	6,161	29	McRae	11	Maymon	4	Barton
										McRae
March 1	Noon	Vanderbilt* (ESPN2)	W, 76-38	17,208	21	Barton	11	Stokes	6	Barton
March 5	8 p.m.	at Auburn* (SEC TV)	W, 82-54	5,304	20	Stokes	8	Maymon	7	Stokes
March 8	4 p.m.	Missouri* (ESPN)	W, 72-45	18,519	16	Barton	10	Maymon	4	Three players
							Stokes			
March 14	3:30 p.m.	2-vs. South Carolina* (ESPN)	W, 59-44	15,273	22	Stokes	15	Stokes	3	McRae
March 15	1:00 p.m.	2-vs. No. 1 Florida* (ABC)	L, 49-56	20,330	15	McRae	9	Maymon	3	Barton
March 19	9:10 p.m.	3-vs. Iowa (TruTV)	W, 78-65 (OT)	11,534	20	McRae	13	Stokes	3	McRae
										Moore
March 21	2:45 p.m.	4-vs. UMass (CBS)	W, 86-76	16,988	26	Stokes	14	Stokes	5	Richardson
March 23	6:10 p.m.	4-vs. Mercer (TNT)	W, 83-63	18,712	26	Richardson	18	Stokes	5	Stokes
March 28	7:15 p.m.	5-vs. Michigan (CBS)	L, 71-73	41,072	24	McRae	6	Three Players	2	Four players

1-Battle 4 Atlantis (Paradise Island, Bahamas)

2-SEC Tournament (Atlanta, Ga.)

3-NCAA Tournament (Dayton, Ohio)

4-NCAA Tournament (Raleigh, N.C.)

5-NCAA Tournament (Indianapolis, Ind.)

* Southeastern Conference Game (regular season); All Rankings AP; All Times Eastern

FINAL STATISTICS

■ ALL GAMES	GP-GS	MIN	AVG	TOTAL		3-POINT		FT-A	PCT	REBOUNDS				A	TO	BLK	ST	PTS	AVG	
				FG-A	PCT	FG-A	PCT			O-D-T	AVG	PF-FO								
52	McRae, Jordan	37-37	1191	32.2	223-512	.436	79-225	.351	167-212	.788	26-102-128	3.5	78-1	91	77	38	25	692	18.7	
5	Stokes, Jarnell	37-37	1199	32.4	199-375	.531	0-0	.000	160-230	.696	155-237-392	10.6	73-2	75	77	34	26	558	15.1	
1	Richardson, Josh	37-36	1122	30.3	139-293	.474	34-100	.340	69-87	.793	29-77-106	2.9	79-0	56	37	30	27	381	10.3	
34	Maymon, Jeronne	37-36	1047	28.3	128-240	.533	0-1	.000	104-152	.684	123-177-300	8.1	100-5	39	64	15	25	360	9.7	
2	Barton, Antonio	37-28	930	25.1	93-249	.373	51-150	.340	42-61	.689	16-65-81	2.2	66-0	76	36	4	22	279	7.5	
3	Hubbs III, Robert	12-0	219	18.3	23-75	.307	9-32	.281	5-8	.625	9-9-18	1.5	17-0	8	7	4	2	60	5.0	
4	Moore, Armani	33-0	426	12.9	39-83	.470	7-26	.269	17-29	.586	25-48-73	2.2	46-0	22	9	20	15	102	3.1	
15	Thompson, Darius	37-10	620	16.8	32-84	.381	8-41	.195	23-31	.742	11-62-73	2.0	56-2	87	34	8	36	95	2.6	
23	Reese, Derek	24-0	261	10.9	19-57	.333	10-36	.278	9-13	.692	19-53-72	3.0	38-0	7	11	11	5	57	2.4	
32	Edwards, D'Montre	12-0	72	6.0	7-20	.350	4-11	.364	8-8	1.000	3-14-17	1.4	8-0	4	4	1	4	26	2.2	
21	Davis, A.J.	25-1	234	9.4	14-35	.400	3-8	.375	2-9	.222	12-27-39	1.6	34-1	6	9	5	5	33	1.3	
10	Ndiaye, Rawane	22-0	72	3.3	8-18	.444	0-0	.000	4-8	.500	15-6-21	1.0	11-0	0	8	2	0	20	0.9	
25	Campbell, Galen	8-0	12	1.5	2-3	.667	0-0	.000	1-1	1.000	0-0-0	0.0	2-0	0	0	0	0	5	0.6	
31	Chievous, Quinton	9-0	32	3.6	1-4	.250	0-1	.000	2-3	.667	2-5-7	0.8	9-0	1	2	0	0	4	0.4	
24	Lopez, Brandon	7-0	13	1.9	0-0	.000	0-0	.000	0-0	.000	0-1-1	0.1	0-0	0	1	0	0	0	0.0	
TEAM											56-40-96			2.6	12					
Total		37	7450	927-2048		.453	205-631	.325	613-852	.719	501-923-1424	38.5	617-11	472	388	172	192	2672	72.2	
Opponents		37	7450	823-1991		.413	192-556	.345	445-631	.705	351-757-1108	29.9	730-14	376	399	134	194	2283	61.7	

Score By Periods:	1st	2nd	OT	Total
Tennessee	1306	1346	20	2672
Opponents	1059	1214	10	2283

Deadball Rebounds:	OFF	DEF	TOTAL
Tennessee	100	4	104
Opponents	75	3	78

■ SEC GAMES	GP-GS	MIN	AVG	TOTAL		3-POINT		FT-A	PCT	REBOUNDS				A	TO	BLK	ST	PTS	AVG	
				FG-A	PCT	FG-A	PCT			O-D-T	AVG	PF-FO								
52	McRae, Jordan	18-18	597	33.2	103-252	.409	47-119	.395	85-106	.802	8-58-66	3.7	44-1	46	40	14	8	338	18.8	
5	Stokes, Jarnell	18-18	608	33.8	102-180	.567	0-0	.000	67-103	.650	80-120-200	11.1	36-0	45	40	19	15	271	15.1	
1	Richardson, Josh	18-18	591	32.8	65-157	.414	19-57	.333	30-36	.833	11-36-47	2.6	37-0	23	21	17	16	179	9.9	
34	Maymon, Jeronne	18-18	547	30.4	63-120	.525	0-0	.000	46-65	.708	64-86-150	8.3	47-2	12	39	8	11	172	9.6	
2	Barton, Antonio	18-10	450	25.0	45-131	.344	26-82	.317	25-32	.781	8-35-43	2.4	30-0	43	21	3	8	141	7.8	
4	Moore, Armani	16-0	234	14.6	21-44	.477	5-19	.263	9-14	.643	13-27-40	2.5	27-0	12	5	12	10	56	3.5	
15	Thompson, Darius	18-8	290	16.1	16-42	.381	5-23	.217	4-8	.500	5-31-36	2.0	26-0	39	19	1	14	41	2.3	
23	Reese, Derek	15-0	152	10.1	10-34	.294	4-19	.211	3-4	.750	10-30-40	2.7	23-0	1	5	3	4	27	1.8	
32	Edwards, D'Montre	8-0	46	5.8	4-12	.333	2-8	.250	0-0	.000	1-11-12	1.5	5-0	2	2	1	1	10	1.3	
21	Davis, A.J.	8-0	65	8.1	3-6	.500	1-1	1.000	0-1	.000	2-5-7	0.9	12-1	2	2	3	2	7	0.9	
10	Ndiaye, Rawane	9-0	25	2.8	2-7	.286	0-0	.000	1-1	1.000	6-3-9	1.0	4-0	0	6	1	0	5	0.6	
31	Chievous, Quinton	4-0	9	2.3	0-0	.000	0-0	.000	2-2	1.000	0-2-2	0.5	2-0	1	0	0	0	2	0.5	
24	Lopez, Brandon	3-0	7	2.3	0-0	.000	0-0	.000	0-0	.000	0-0-0	0.0	0-0	0	0	0	0	0	0.0	
25	Campbell, Galen	3-0	4	1.3	0-1	.000	0-0	.000	0-0	.000	0-0-0	0.0	0-0	0	0	0	0	0	0.0	
TEAM											31-20-51			2.8	7					
Total		18	3625	434-986		.440	109-328	.332	272-372	.731	239-464-703	39.1	293-4	226	207	82	89	1249	69.4	
Opponents		18	3625	393-971		.405	97-286	.339	215-299	.719	165-374-539	29.9	333-5	177	178	67	108	1098	61.0	

Score By Periods:	1st	2nd	OT	Total
Tennessee	624	619	6	1249
Opponents	484	605	9	1098

Deadball Rebounds:	OFF	DEF	TOTAL
Tennessee	37	3	40
Opponents	30	2	32

OUTLOOK

PLAYERS

STAFF

REVIEW

RESULTS

RECORDS

HONORS

POSTSEASON

VOLTMANAC

MEDIA INFO



HIGHS & LOWS

TENNESSEE INDIVIDUAL GAME HIGHS

Points.....	34	McRae vs. Arkansas (1/22/14)
FGs Made.....	10	McRae at Missouri (2/15/14)
FG Attempts.....	23	McRae at Missouri (2/15/14)
FG% (min 5 made) .888 (8-9)		Richardson vs. Virginia (12/30/13)
3 PT FG Made.....	6	McRae vs. Ole Miss (1/29/14)
	6	McRae vs. South Carolina (2/8/14)
3 PT FG Attempts.....	12	McRae vs. NC State (12/18/13)
3 FG% (min 3 made) 1.000 (4-4)		Richardson vs. Virginia (12/30/13)
FTs Made.....	12	Stokes vs. Virginia (12/30/13)
	12	McRae vs. Arkansas (1/22/14)
	12	Stokes vs. UMass (3/21/14)
FT Attempts.....	14	Stokes vs. Wake Forest (11/30/13)
	14	Stokes vs. Virginia (12/30/13)
	14	McRae vs. Arkansas (1/22/14)
FT % (min 5 made) 1.000 (9-9)		Thompson vs. Wake Forest (11/30/13)
Rebounds.....	18	Stokes vs. USC Upstate (11/16/13)
	18	Stokes vs. Mercer (3/23/14)
Assists.....	9	Thompson vs. Tusculum (1/4/14)
Steals.....	5	Thompson vs. Tennessee State (11/22/13)
Blocked Shots.....	5	Stokes at Xavier (11/12/13)

TENNESSEE TEAM GAME HIGHS

Points.....	98	vs. Tusculum (1/4/14)
FGs Made.....	35	vs. Tusculum (1/4/14)
FG Attempts.....	68	vs. NC State (12/18/13)
FG%.....	.574 (35-61)	vs. Tusculum (1/4/14)
3 PT FG Made.....	11	vs. Virginia (12/30/13)
	11	vs. Tusculum (1/4/14)
	11	vs. Ole Miss (1/29/14)
3 PT FG Attempts.....	24	vs. NC State (12/18/13)
3 PT FG %.....	.611 (11-18)	vs. Virginia (12/30/13)
FTs Made.....	30	vs. Arkansas (1/22/14)
FT Attempts.....	39	vs. UTEP (11/28/13)
FT %.....	.900 (18-20)	at Auburn (3/5/14)
Rebounds.....	49	vs. Morehead State (12/23/13)
Offensive Rebounds.....	26	vs. UTEP (11/28/13)
Assists.....	30	vs. Tusculum (1/4/14)
Steals.....	10	vs. South Carolina (2/8/14)
Blocked Shots.....	11	vs. Morehead (12/23/13)
Turnovers.....	16	at LSU (1/7/14)
	16	vs. Texas A&M (1/11/14)
	16	vs. Florida (3/15/14)
Fouls.....	25	at Xavier (11/12/13)
	25	vs. UTEP (11/28/13)

TENNESSEE TEAM GAME LOWS

Points.....	41	at Florida (1/25/14)
FGs Made.....	15	at Florida (1/25/14)
FG Attempts.....	43	vs. South Carolina (3/14/14)
FG%.....	.268 (15-56)	at Florida (1/25/14)
3 PT FG Made.....	1	at Florida (1/25/14)
3 PT FG Attempts.....	9	vs. Tennessee State (11/22/13)
	9	vs. South Carolina (3/14/14)
3 PT FG %.....	.053 (1-19)	at Florida (1/25/14)
FTs Made.....	7	at Xavier (11/12/13)
	7	at Vanderbilt (2/5/14)
	7	vs. Missouri (3/8/14)
FT Attempts.....	11	at Vanderbilt (2/5/14)
	11	vs. Missouri (3/8/14)
	11	vs. Florida (3/15/14)
FT %.....	.368 (7-19)	at Xavier (11/12/13)
Rebounds.....	28	vs. Michigan (3/28/14)
Offensive Rebounds.....	7	vs. South Carolina (3/14/14)
Assists.....	5	vs. NC State (12/18/13)
Steals.....	1	at Florida (1/25/14)
Blocked Shots.....	0	vs. Mercer (3/23/14)
Turnovers.....	5	vs. USC Upstate (11/16/13)
	5	vs. Tennessee Tech (12/7/13)
	5	at Alabama (2/1/14)
Fouls.....	9	vs. Tennessee Tech (12/7/13)
	9	at LSU (1/7/14)

OPPONENT INDIVIDUAL GAME HIGHS

Points.....	26	C. Denson, Auburn (1/15/14)
	26	An. Harrison, Kentucky (1/18/14)
	26	M. Henderson, Ole Miss (1/29/14)
	26	R. Odom, Vanderbilt (2/5/14)
FGs Made.....	10	C. Denson, Auburn (1/15/14)
FG Attempts.....	22	M. Henderson, Ole Miss (1/29/14)
FG% (min 5 made) 1.000 (5-5)		F. Gulley, Arkansas (1/22/14)
3 PT FG Made.....	8	M. Henderson, Ole Miss (1/29/14)
3 PT FG Attempts.....	19	M. Henderson, Ole Miss (1/29/14)
3FG% (min 3 made) 1.000 (3-3)		K. Haydar, Arkansas (1/22/14)
	1.000 (3-3)	F. Harris, Texas A&M (2/22/14)
	1.000 (3-3)	Z. Irvin, Michigan (3/28/14)
FTs Made.....	11	D. Carter, Tusculum (1/4/14)
FT Attempts.....	13	D. Carter, Tusculum (1/4/14)
FT% (min 5 made) 1.000 (10-10)		An. Harrison, Kentucky (1/18/14)
Rebounds.....	14	D. Carter, Wichita State (12/14/13)
Assists.....	10	K. Fuller, Vanderbilt (2/5/14)
Steals.....	4	6 tied - last:
	4	S. Wibekin and M. Frazier Florida (3/15/14)
Blocked Shots.....	5	B. Anya, NC State (12/18/13)
	5	J. Mickey, LSU (1/7/14)

OPPONENT TEAM GAME HIGHS

Points.....	78	UTEP (11/28/13)
FGs Made.....	29	UTEP (11/28/13)
FG Attempts.....	66	UMass (3/21/14)
FG%.....	.580 (29-50)	UTEP (11/28/13)
3 PT FG Made.....	11	Michigan (3/28/14)
3 PT FG Attempts.....	28	Ole Miss (1/29/14)
3 PT FG %.....	.600 (3-5)	Missouri (2/15/14)
FTs Made.....	24	Tennessee State (11/22/13)
FT Attempts.....	26	Tennessee State (11/22/13)
	26	Missouri (2/15/14)
FT %.....	.958 (23-24)	Kentucky (1/18/14)
Rebounds.....	43	NC State (12/18/13)
Offensive Rebounds.....	18	Florida (2/11/14)
Assists.....	14	Arkansas (1/22/14), Vanderbilt (2/5/14)
	14	Iowa (3/19/14), Michigan (3/28/14)
Steals.....	10	Arkansas (1/22/14)
	10	Florida (2/11/14)
Blocked Shots.....	12	NC State (12/18/13)
Turnovers.....	16	Xavier (11/12/13)
	16	NC State (12/18/13)
Fouls.....	29	Arkansas (1/22/14)

OPPONENT TEAM GAME LOWS

Points.....	38	Vanderbilt (3/1/14)
FGs Made.....	11	Vanderbilt (3/1/14)
FG Attempts.....	46	Tennessee State (11/22/13)
	46	Vanderbilt (2/5/14)
	46	Missouri (2/15/14)
FG%.....	.224 (11-49)	Vanderbilt (3/1/14)
3 PT FG Made.....	2	Xavier (11/12/13), Virginia (12/30/13)
	2	LSU (1/7/14)
	2	Missouri (3/8/14)
3 PT FG Attempts.....	5	Missouri (2/15/14)
3 PT FG %.....	.118 (2-17)	Missouri (3/8/14)
FTs Made.....	3	Xavier (11/29/13)
	3	Tennessee Tech (12/7/13)
FT Attempts.....	7	LSU (1/7/14)
FT %.....	.250 (3-12)	Tennessee Tech (12/7/13)
Rebounds.....	19	Mercer (3/23/14)
Offensive Rebounds.....	2	Texas A&M (2/22/14)
Assists.....	5	Morehead State (12/23/13)
Steals.....	1	Alabama (2/1/14)
Blocked Shots.....	0	Morehead State (12/23/13)
Turnovers.....	6	Florida (1/25/14), Vanderbilt (2/5/14)
	6	Iowa (3/19/14)
Fouls.....	13	Michigan (3/28/14)

2013-14 TEAM COMPARISON

	Date	Result	FG-A	Pct	3FG-A	Pct	FT-A	Pct	Rebounds		PF	Pts	A	TO	Blk	Stl	Min	Pts. at Half
									O-D-Total	Total								
at Xavier			26-54	.481	2-8	.250	13-24	.542	14-26-40	19	67	12	16	5	4	200	27	
Tennessee	Nov. 12	L, 63-67	24-57	.421	8-19	.421	7-19	.368	14-20-34	25	63	13	11	7	6	200	42	
USC Upstate			25-55	.455	4-14	.286	11-16	.688	8-23-31	23	65	11	10	6	2	200	20	
at Tennessee	Nov. 16	W, 74-65	20-57	.351	5-13	.385	29-36	.806	16-24-40	13	74	10	5	1	6	200	35	
The Citadel			19-55	.345	8-18	.444	14-22	.636	12-17-29	25	60	12	13	3	6	200	28	
at Tennessee	Nov. 18	W, 86-60	30-53	.566	7-13	.538	19-28	.679	13-28-41	20	86	11	14	6	8	200	45	
Tennessee State			20-46	.435	3-15	.200	24-26	.923	9-11-20	21	67	10	12	5	4	200	30	
at Tennessee	Nov. 22	W, 88-67	31-56	.554	4-9	.444	22-28	.786	18-18-36	19	88	15	7	7	7	200	38	
vs. UTEP			29-50	.580	3-10	.300	17-26	.654	6-22-28	27	78	13	13	3	3	200	36	
Tennessee	Nov. 28	L, 70-78	22-63	.349	3-21	.143	23-39	.590	26-20-46	25	70	8	15	3	6	200	28	
vs. Xavier			21-52	.404	4-11	.364	3-10	.300	11-18-29	21	49	8	13	1	5	200	26	
Tennessee	Nov. 29	W, 64-49	25-56	.446	2-14	.143	12-18	.667	16-25-41	13	64	9	9	5	4	200	39	
vs. Wake Forest			21-50	.420	5-11	.455	16-24	.667	9-19-28	27	63	12	9	3	3	200	32	
Tennessee	Nov. 30	W, 82-63	25-47	.532	4-11	.364	28-36	.778	9-25-34	23	82	12	8	4	6	200	43	
Tennessee Tech			25-53	.472	10-20	.500	3-12	.250	8-21-29	9	63	8	14	4	2	200	40	
at Tennessee	Dec. 7	W, 84-63	31-66	.470	6-16	.375	16-25	.640	15-25-43	9	84	12	5	6	4	200	41	
at No. 12 Wichita State			23-53	.434	6-16	.375	18-24	.750	9-27-36	16	70	13	7	6	6	200	25	
Tennessee	Dec. 14	L, 61-70	20-52	.385	6-20	.300	15-24	.625	9-22-31	21	61	11	9	2	3	200	26	
NC State			24-54	.444	3-6	.500	14-19	.737	13-30-43	20	65	8	16	12	4	200	37	
at Tennessee	Dec. 18	L, 58-65	20-68	.294	3-24	.125	15-20	.750	20-21-41	19	58	5	10	7	5	200	20	
Morehead State			25-61	.410	4-13	.308	13-20	.650	9-19-28	24	67	5	10	0	9	200	30	
at Tennessee	Dec. 23	W, 82-67	32-61	.525	6-12	.500	12-23	.522	17-32-49	19	82	20	15	11	3	200	41	
Virginia			18-55	.327	2-12	.167	14-17	.824	13-20-33	19	52	8	12	5	2	200	26	
at Tennessee	Dec. 30	W, 87-52	27-54	.500	11-18	.611	22-25	.880	9-26-35	18	87	18	6	3	7	200	48	
Tusculum College			14-53	.264	7-20	.350	16-20	.800	12-16-28	16	51	11	14	3	3	200	27	
at Tennessee	Jan. 4	W, 98-51	35-61	.574	11-23	.478	17-22	.773	13-28-41	13	98	30	6	9	7	200	52	
at LSU			22-60	.367	2-14	.143	4-7	.571	11-17-28	15	50	11	9	9	9	200	24	
Tennessee	Jan. 7	W, 68-50	24-52	.462	8-15	.533	12-15	.800	13-27-40	9	68	12	16	2	6	200	38	
Texas A&M			20-50	.400	8-15	.533	9-18	.500	8-19-27	19	57	12	8	4	8	200	18	
at Tennessee	Jan. 11	L, 56-57	18-44	.409	5-17	.294	15-21	.714	11-25-36	21	56	11	16	5	2	200	32	
Auburn			25-61	.410	8-17	.471	9-14	.643	6-22-28	25	67	8	12	3	4	200	28	
at Tennessee	Jan. 15	W, 78-67	26-51	.510	3-9	.333	23-30	.767	8-34-42	16	78	14	15	2	6	200	33	
at No. 13 Kentucky			22-50	.440	7-16	.438	23-24	.958	7-17-24	17	74	11	8	4	6	200	34	
Tennessee	Jan. 18	L, 66-74	24-58	.414	2-13	.154	16-23	.696	20-19-39	20	66	10	12	1	4	200	32	
Arkansas			28-65	.431	7-17	.412	11-17	.647	15-22-37	29	74	14	12	4	10	200	37	
at Tennessee	Jan. 22	W, 81-74	22-54	.407	7-19	.368	30-38	.789	16-26-42	15	81	13	15	10	6	200	39	
at No. 6 Florida			26-54	.481	5-16	.313	10-13	.769	7-28-35	17	67	8	6	1	4	200	26	
Tennessee	Jan. 25	L, 41-67	15-56	.268	1-19	.053	10-14	.714	16-24-40	19	41	6	13	1	1	200	19	
Ole Miss			26-63	.413	10-28	.357	8-12	.667	9-18-27	17	70	11	9	2	7	200	29	
at Tennessee	Jan. 29	W, 86-70	30-61	.492	11-20	.550	15-17	.882	14-31-45	15	86	20	12	8	4	200	41	
at Alabama			20-51	.392	3-15	.200	16-22	.727	11-20-31	21	59	9	7	4	1	200	23	
Tennessee	Feb. 1	W, 76-59	23-48	.479	9-20	.450	21-26	.808	9-23-32	15	76	13	5	2	2	200	30	
at Vanderbilt			24-46	.522	6-15	.400	10-17	.588	7-19-26	16	64	14	6	6	3	200	36	
Tennessee	Feb. 5	L, 60-64	23-61	.377	7-23	.304	7-11	.636	20-21-41	15	60	10	8	3	2	200	26	
South Carolina			20-56	.357	3-14	.214	10-13	.769	14-17-31	17	53	8	14	4	9	200	22	
at Tennessee	Feb. 8	W, 72-53	28-53	.528	7-16	.438	9-16	.563	12-24-36	14	72	15	13	5	10	200	45	
No. 3 Florida			21-58	.362	8-21	.381	17-22	.773	18-21-39	17	67	10	12	2	10	200	33	
at Tennessee	Feb. 11	L, 58-67	22-48	.458	5-14	.357	9-17	.529	9-23-32	18	58	8	15	9	7	200	34	
at Missouri			26-46	.565	3-5	.600	20-26	.769	7-21-28	22	75	8	11	4	6	200	41	
Tennessee	Feb. 15	L, 70-75	22-55	.400	4-21	.190	22-29	.759	16-18-34	22	70	9	11	4	3	200	37	
Georgia			17-50	.340	6-13	.462	8-11	.727	10-20-30	18	48	8	13	6	4	200	28	
at Tennessee	Feb. 18	W, 67-48	25-53	.472	6-18	.333	11-18	.611	11-26-37	11	67	8	8	7	7	200	34	
at Texas A&M			26-55	.473	7-17	.412	9-13	.692	2-27-29	21	68	12	8	3	7	200	24	
Tennessee	Feb. 22	L, 65-68 (OT)	23-54	.426	3-15	.200	16-24	.667	9-29-38	15	65	14	14	4	5	200	27	
at Mississippi State			24-56	.429	3-14	.214	17-24	.708	9-26-35	15	68	10	11	3	7	200	24	
Tennessee	Feb. 26	W, 75-68	26-66	.394	6-21	.286	17-20	.850	17-26-43	20	75	12	11	3	6	200	35	
Vanderbilt			11-49	.224	3-15	.200	13-18	.722	14-18-32	16	38	6	14	2	4	200	18	
at Tennessee	March 1	W, 76-38	26-49	.531	10-21	.476	14-22	.656	10-27-37	17	76	6	8	6	9	200	41	
at Auburn			20-54	.370	6-17	.352	8-14	.571	5-19-24	17	54	12	7	2	4	200	20	
Tennessee	March 5	W, 82-54	28-57	.491	8-23	.348	18-20	.900	10-34-44	17	82	17	7	5	5	200	44	
Missouri			15-47	.319	2-17	.118	13-14	.929	5-23-28	14	45	5	11	4	5	200	19	
at Tennessee	March 8	W, 72-45	29-66	.439	7-24	.292	7-11	.636	18-27-45	14	72	18	8	5	4	200	37	
vs. South Carolina			16-59	.271	4-16	.250	8-10	.800	15-20-35	21	44	10	11	2	6	200	18	
Tennessee	March 14	W, 59-44	21-43	.488	2-9	.222	15-25	.600	7-29-36	15	59	10	12	3	5	200	28	
vs. No. 1 Florida			21-44	.477	4-11	.364	10-17	.588	4-20-24	16	56	7	13	1	9	200	28	
Tennessee	March 15	L, 49-56	19-46	.413	2-13	.154	9-11	.818	8-22-30	18	49	7	16	4	7	200	35	
vs. Iowa			24-58	.414	4-16	.250	13-15	.867	7-23-30	28	65	14	6	2	2	225	29	
Tennessee	March 19	W, 78-65 (OT)	24-54	.444	5-21	.238	25-30	.833	10-27-37	14	78	13	8	1	2	225	26	
vs. UMass			28-66	.424	3-11	.273	8-11	.727	14-19-33	21	67	12	13	1	8	200	22	
Tennessee	March 21	W, 86-67	30-56	.536	2-14	.143	24-31	.774	10-27-37	13	86	16	12	3	8	200	41	
vs. Mercer			24-53	.453	8-22	.364	7-9	.778	7-12-19	21	63	11	6	4	3	200	27	
at Tennessee	March 23	W, 83-63	27-55	.491	6-22	.273	23-26	.885	18-23-41	14	83	15	7	0	2	200	42	
vs. No. 8 Michigan			27-49	.551	11-20	.550	8-10	.800	6-20-26	13	73	14	13	1	5	200	45	
Tennessee	March 28	L, 71-73	30-57	.526	3-11	.273	8-14	.571	11-17-28	13	71	11	7	8	7	200	34	

Rankings listed are Associated Press



OUTLOOK
PLAYERS
STAFF
REVIEW
RESULTS
RECORDS
HONORS
POSTSEASON
VOLMANAC
MEDIA INFO

ATTENDANCE SUMMARY

	Games	Totals	Average
Home	17	263,070	15,475
Away	11	124,255	11,296
Neutral	9	128,298	14,255
Total	37	515,623	13,936

TENNESSEE'S RECORD WHEN

Leading at halftime	21-5
Trailing at halftime	2-8
Tied at halftime	0-0
Leading with 10:00 remaining	20-2
Trailing with 10:00 remaining	3-9
Tied with 10:00 remaining	0-2
Leading with 5:00 remaining	21-1
Trailing with 5:00 remaining	2-12
Tied with 5:00 remaining	0-0
In Overtime	1-1
Tennessee out-rebounds opponent	23-9
Tennessee is out-rebounded	0-4
Same amount of rebounds	0-0
Tennessee commits more turnovers	9-9
Opponent commits more turnovers	13-3
Same amount of turnovers	1-1
Tennessee shoots 50 percent or better	10-1
Opponent shoots 50 percent or better	0-4
Tennessee shoots less than 50 percent	13-12
Opponent shoots less than 50 percent	23-9
Tennessee shoots better than opponent	19-2
Opponent shoots better than Tennessee	4-11
Same shooting percentage	0-0
Tennessee has more free-throw attempts	21-7
Opponent has more free-throw attempts	2-5
Same amount of free-throw attempts	0-1
Tennessee bench outscores opponent bench	9-2
Opponent bench outscores Tennessee bench	14-9
Benches score the same	0-2
Tennessee scores less than 50	0-2
Tennessee scores between 50-59	1-3
Tennessee scores between 60-69	4-5
Tennessee scores between 70-79	7-3
Tennessee scores between 80-89	10-0
Tennessee scores between 90-99	1-0
Tennessee scores 100 or more	0-0
Opponent scores less than 50	5-0
Opponent scores between 50-59	5-2
Opponent scores between 60-69	11-6
Opponent scores between 70-79	2-5
Opponent scores between 80-89	0-0
Opponent scores between 90-99	0-0
Opponent scores 100 or more	0-0
In November	5-2
In December	3-2
In January	5-3
In February	4-4
In March	7-2
On Monday	3-0
On Tuesday	2-2
On Wednesday	5-2
On Thursday	0-1
On Friday	4-1
On Saturday	8-7
On Sunday	1-0

Starting Lineups (listed in order of positions, 1-5)

W-L	1	2	3	4	5
4-5	Thompson, McRae, Richardson, Maymon, Stokes				
18-8	Barton, McRae, Richardson, Maymon, Stokes				
1-0	Barton, McRae, Richardson, Davis, Stokes				
1-0	Thompson, Barton, McRae, Maymon, Stokes				

Margin of Victory/Defeat

	1	2	3	4	5	6-10	11-15	16-19	20-24	25+
Wins	-	-	-	-	-	3	5	7	3	6
Losses	1	1	1	2	1	6	-	-	-	1

Most First Half Points

Tennessee	52	Tusculum College (1/4/14)
Opponents	45	Michigan (3/28/14)

Fewest First Half Points

Tennessee	19	at Florida (1/25/14)
Opponents	18	TAMU (1/11/14), Vandy (3/1/14)

Largest Halftime Lead

Tennessee	25	Tusculum College (1/4/14)
Opponents	17	NC State (12/18/13)

Jump Balls Controlled

Tennessee	28
Opponents	11

How First Points Scored

Lay-up	19
3-Pointer	13
Jump Shot	2
Dunk	1
Free Throw	1
Hook Shot	1

Scored UT's First Points

Jarnell Stokes	11
Antonio Barton	8
Jeronne Maymon	7
Jordan McRae	6
Josh Richardson	3
Armani Moore	1
Darius Thompson	1

First Off UT Bench*

Derek Reese	11
Armani Moore	9
A.J. Davis	7
Darius Thompson	6
Robert Hubbs III	5
Antonio Barton	3
Rawane Ndiaye	2
D'Montre Edwards	1
Jeronne Maymon	1

* includes multiple subs

Dunks

	Sea Car
Jarnell Stokes	28 55
Jordan McRae	16 42
Josh Richardson	12 20
Darius Thompson	5 5
Robert Hubbs III	3 3
Derek Reese	3 5
D'Montre Edwards	2 3
Armani Moore	2 3
A.J. Davis	1 1
Jeronne Maymon	1 13
Rawane Ndiaye	1 1
Quinton Chievous	- 1

Most Second Half Points

Tennessee	50	vs. Tenn. State (11/22/13)
Opponents	45	Wich. State (12/14), UMass (3/21)

Fewest Second Half Points

Tennessee	14	vs. Florida (3/15/14)
Opponents	20	UGA, Vanderbilt, Auburn

Largest Margin of Victory

Tennessee	47	vs. Tusculum College (1/4/14)
Opponents	9	Wichita State (12/14/13)

Points Leader*

	Sea Car
Jordan McRae	22 40
Jarnell Stokes	10 23
Antonio Barton	3 3
Josh Richardson	2 5
Jeronne Maymon	- 8

Reb. Leader*

	Sea Car
Jarnell Stokes	26 56
Jeronne Maymon	10 25
Armani Moore	2 4
Derek Reese	2 2
Jordan McRae	1 3
D'Montre Edwards	- 1

Assists Leader*

	Sea Car
Jordan McRae	13 23
Jarnell Stokes	10 13
Darius Thompson	9 9
Antonio Barton	8 8
Josh Richardson	5 13
Armani Moore	2 3
Jeronne Maymon	1 2
Brandon Lopez	- 1

Steals Leader*

	Sea Car
Darius Thompson	12 12
Antonio Barton	9 9
Jeronne Maymon	8 20
Jordan McRae	8 23
Jarnell Stokes	8 20
Josh Richardson	7 26
Armani Moore	4 9
Jordan McRae	8 23
Jarnell Stokes	8 20
Josh Richardson	7 26
Armani Moore	4 9
A.J. Davis	2 2
Derek Reese	2 3
D'Montre Edwards	1 2
Quinton Chievous	- 1
Brandon Lopez	- 1

Blocks Leader*

	Sea Car
Jarnell Stokes	14 37
Jordan McRae	13 37
Josh Richardson	12 27
Jeronne Maymon	5 8
Armani Moore	5 12
Derek Reese	4 4
A.J. Davis	3 3
Darius Thompson	3 3
Robert Hubbs III	2 2
D'Montre Edwards	1 1
Rawane Ndiaye	1 1

10+ Points

	Sea Car
Jordan McRae	33 71
Jarnell Stokes	32 62
Josh Richardson	21 32
Jeronne Maymon	16 41
Antonio Barton	14 43
D'Montre Edwards	1 2
Robert Hubbs III	1 1
Derek Reese	1 1
Darius Thompson	1 1
Quinton Chievous	- 1

20+ Points

	Sea Car
Jordan McRae	18 30
Jarnell Stokes	10 13
Josh Richardson	2 3
Antonio Barton	1 1
Jeronne Maymon	- 2

10+ Rebounds

	Sea Car
Jarnell Stokes	22 43
Jeronne Maymon	9 18
Jordan McRae	1 2
Derek Reese	1 1
Armani Moore	- 1
Josh Richardson	- 1

10+ Assists

	Sea Car
-	-

Double-Doubles

	Sea Car
Jarnell Stokes	22 40
Jeronne Maymon	5 14
Jordan McRae	1 2
Derek Reese	1 1

Charges Drawn

	Sea Car
Jeronne Maymon	6 26
Jarnell Stokes	5 10
Armani Moore	3 8
Josh Richardson	2 7
Antonio Barton	1 1
Quinton Chievous	1 3
Jordan McRae	1 10
Rawane Ndiaye	1 1
Derek Reese	1 3
D'Montre Edwards	- 1

* Includes all ties

GAME RECAPS

Game #1

Tennessee (0-1) **63**
 Xavier (1-0) **67**

9 p.m. ET • Nov. 12, 2013 • Cintas Center • Cincinnati, Ohio

Tennessee	FG	3PT	FT	REBS	PF	TP	A	TO	Bl	St	Min
05 Stokes, Jarnell f	2-6	0-0	0-0	1-3-4	5	4	2	2	3	1	20
34 Maymon, Jeronne f	3-8	0-1	1-4	7-3-10	4	7	0	5	0	0	27
52 McRae, Jordan g	8-18	3-7	4-6	1-2-3	2	23	5	1	1	0	37
01 Richardson, Josh g	4-7	3-4	2-3	0-4-4	2	13	2	0	1	0	29
15 Thompson, Darius g	0-1	0-1	0-2	0-1-1	0	0	0	0	1	2	10
02 Barton, Antonio g	4-6	2-4	0-0	0-1-1	4	10	4	1	0	2	30
03 Hubbs III, Robert g	0-4	0-2	0-0	1-0-1	0	0	0	0	0	0	12
04 Moore, Armani g	1-1	0-0	0-0	0-0-0	1	2	0	0	0	1	8
10 Ndiaye, Rawane g	0-1	0-0	0-3	2-2-4	2	0	0	0	0	0	7
21 Davis, A.J. g	1-3	0-0	0-1	0-2-2	1	2	0	1	1	0	7
31 Chievous, Quinton g	1-2	0-0	0-0	2-1-3	4	2	0	1	0	0	13
TEAM				0-1-1							
Totals	24-57	8-19	7-19	14-20-34	25	63	13	11	7	6	200

TOTAL FG%	1st Half: 8-30 26.7%	2nd Half: 16-27 59.3%	Game: 42.1%
3-Pt. FG%	1st Half: 1-9 11.1%	2nd Half: 7-10 70.0%	Game: 42.1%
F Throw %	1st Half: 3-12 25.0%	2nd Half: 4-7 57.1%	Game: 36.8%

Xavier	FG	3PT	FT	REBS	PF	TP	A	TO	Bl	St	Min
31 Philmore, Isaiah f	3-7	0-2	3-4	1-5-6	2	9	2	1	0	1	36
35 Stenger, Erik f	3-4	0-0	0-1	2-5-7	2	6	0	0	1	1	19
40 Stainbrook, Matt c	6-15	0-0	0-1	5-4-9	2	12	2	4	3	0	32
00 Christon, Semaj g	7-13	0-0	4-10	1-2-3	2	18	2	2	0	1	39
03 Randolph, Brandon g	2-5	0-1	1-2	0-3-3	2	5	4	2	0	0	39
01 Reynolds, Jalen g	0-0	0-0	0-0	0-1-1	2	0	0	0	0	0	3
02 Farr, James g	2-3	0-0	0-0	1-2-3	4	4	0	1	1	0	7
15 Davis, Myles g	3-5	2-4	5-6	1-2-3	3	13	2	4	0	0	21
24 Richards, Kamall g	0-2	0-1	0-0	0-0-0	0	0	0	0	1	4	
TEAM				3-2-5							
Totals	26-54	2-8	13-24	14-26-40	19	67	12	16	5	4	200

TOTAL FG%	1st Half: 12-29 41.4%	2nd Half: 14-25 56.0%	Game: 48.1%
3-Pt. FG%	1st Half: 1-4 25.0%	2nd Half: 1-4 25.0%	Game: 25.0%
F Throw %	1st Half: 2-6 33.3%	2nd Half: 11-18 61.1%	Game: 54.2%

Officials: Michael Stephens, Mike Roberts, Doug Shaws
Technical: Tennessee-None. Xavier-None.
Attendance: 9,878

Points in the paint-UT 32,XU 44. Points off turnovers-UT 12,XU 9.
 2nd chance points-UT 4,XU 13. Fast break points-UT 8,XU 4.
 Bench points-UT 16,XU 17. Score tied-0 times. Lead changed-0 times.
 Last FG-UT 2nd-00:07, XU 2nd-03:03.
 Largest lead-UT None, XU by 10 1st-09:59.

Score by Periods	1st	2nd	Total
Tennessee	20	43	63
Xavier	27	20	67

Notes

- The Vols had won 14 consecutive season openers dating to 1999 before a 67-63 liddifting loss at Xavier Nov. 12, 2013.
- Wooden Award Candidate Jordan McRae led all scorers with 23 points. Josh Richardson added 13 points, and Antonio Barton tallied 10 points, all in the second half, in his Vols debut.
- In his return to action after missing the entire 2012-13 season with a knee injury, senior Jeronne Maymon had seven points and 10 rebounds.
- Xavier was led by Semaj Christon's 18, while Matt Stainbrook scored 12 and had nine rebounds.
- Myles Davis's free throws sealed the win for Xavier as he scored 11, making 5-of-6 free throws in the final minutes.
- The Vols began the game 1-of-17 from the floor and finished the night 7-of-19 at the free-throw line. UT was also out-rebounded, 40-34.

Game #2

USC Upstate (1-2) **65**
 Tennessee (1-1) **74**

7 p.m. ET • Nov. 16, 2013 • Thompson-Boling Arena • Knoxville, Tenn.

USC Upstate	FG	3PT	FT	REBS	PF	TP	A	TO	Bl	St	Min
12 Glenn, Ricardo f	3-5	0-0	1-2	3-1-4	3	7	1	2	0	0	26
23 Craig, Torrey f	7-15	2-4	4-8	2-5-7	2	20	1	3	2	0	31
24 Maxeey, Jodd f	4-8	0-1	0-0	0-2-2	3	8	1	0	3	1	32
05 Greene, Ty g	5-11	2-6	3-3	0-5-4	4	15	2	0	0	0	40
31 Blessing, Mario g	1-5	0-2	0-0	0-2-2	4	2	1	1	0	0	26
32 Miller, Fred g	2-6	0-1	2-2	0-3-3	2	6	4	4	0	1	23
34 Olumuyiwa, Babatunde g	0-1	0-0	0-0	1-1-2	4	0	1	0	1	0	8
44 Buchanan, Michael g	3-4	0-0	1-1	1-4-5	1	7	0	0	0	0	14
TEAM				1-0-1							
Totals	25-55	4-14	11-16	8-23-31	23	65	11	10	6	2	200

TOTAL FG%	1st Half: 18-29 62.1%	2nd Half: 7-26 26.9%	Game: 45.5%
3-Pt. FG%	1st Half: 4-7 57.1%	2nd Half: 0-7 0.0%	Game: 28.6%
F Throw %	1st Half: 2-2 100%	2nd Half: 9-14 64.3%	Game: 68.8%

Tennessee	FG	3PT	FT	REBS	PF	TP	A	TO	Bl	St	Min
05 Stokes, Jarnell f	5-17	0-0	7-8	6-12-18	3	17	0	1	0	1	36
34 Maymon, Jeronne f	5-10	0-0	5-6	5-6-11	1	15	1	1	0	0	31
01 Richardson, Josh g	0-4	0-1	4-4	1-2-3	3	4	2	0	1	0	28
02 Barton, Antonio g	4-6	2-4	3-5	1-1-2	2	13	1	1	0	0	31
52 McRae, Jordan g	4-11	1-4	9-11	0-1-1	2	18	3	1	0	3	37
03 Hubbs III, Robert g	2-5	2-2	0-0	0-0-0	0	6	0	0	0	0	13
04 Moore, Armani g	0-0	0-0	1-2	0-0-0	1	1	1	0	0	0	8
10 Ndiaye, Rawane g	0-0	0-0	0-0	0-0-0	0	0	0	0	0	0	1
15 Thompson, Darius g	0-2	0-2	0-0	1-2-3	1	0	2	0	0	1	9
21 Davis, A.J. g	0-1	0-0	0-0	0-0-0	0	0	0	0	0	0	4
31 Chievous, Quinton g	0-0	0-0	0-0	0-0-0	0	0	0	0	0	0	2
TEAM				2-0-2							
Totals	20-57	5-13	29-36	16-24-40	13	74	10	5	1	6	200

TOTAL FG%	1st Half: 9-25 36.0%	2nd Half: 11-32 34.4%	Game: 35.1%
3-Pt. FG%	1st Half: 2-6 33.3%	2nd Half: 3-7 42.9%	Game: 38.5%
F Throw %	1st Half: 15-21 71.4%	2nd Half: 14-15 93.3%	Game: 80.6%

Officials: Lee Cassell, John Hampton, Chuck Jones
Technical: USC Upstate-None. Tennessee-None.
Attendance: 15,119

Points in the paint-UPST 34,UT 28. Points off turnovers-UPST 5,UT 10.
 2nd chance points-UPST 9,UT 14. Fast break points-UPST 8,UT 2.
 Bench points-UPST 13,UT 7. Score tied-0 times. Lead changed-4 times.
 Last FG-UPST 2nd-04:24, UT 2nd-03:40.
 Largest lead-UPST by 13 1st-05:28, UT by 9 2nd-00:30.

Score by Periods	1st	2nd	Total
USC Upstate	42	23	65
Tennessee	35	39	74

Notes

- The Vols won their 22nd consecutive home-opener, downing USC Upstate 74-65 in front of 15,119 at Thompson-Boling Arena Nov. 16, 2013.
- Tennessee committed just five turnovers in the win, marking its fewest in a game since February of 1992.
- The Vols overcame a 13-point deficit thanks, in part, to a 15-2 run in the second half.
- Starting forwards Jeronne Maymon (15 pts, 11 rebs) and Jarnell Stokes (17 pts, 18 rebs) each had a double-double for the first time as UT teammates.
- Point guard Antonio Barton scored 13 points for the Vols, and Jordan McRae added 18.
- USC Upstate was led by Torrey Craig's 20 points, while Knoxville native Ty Greene scored 15.

OUTLOOK

PLAYERS

STAFF

REVIEW

RESULTS

RECORDS

HONORS

POSTSEASON

VOLMANAC

MEDIA INFO



Game #3

The Citadel (2-3) 60
 Tennessee (2-1) 86

7 p.m. ET • Nov. 18, 2013 • Thompson-Boling Arena • Knoxville, Tenn.

The Citadel	FG	3PT	FT	REBS	PF	TP	A	TO	Bl	St	Min
30 Van Scyoc, Matt	f	6-13	4-6	3-3	0-3-5	1	19	0	0	1	32
32 White, Brian	f	3-7	0-1	0-0	2-3-5	3	6	0	3	2	29
11 Koopman, Tom	c	0-2	0-0	0-0	1-2-3	3	0	0	0	0	20
10 Harris III, Marshall	g	1-4	0-1	3-5	0-2-2	3	5	2	4	0	30
12 Moore, Ashton	g	1-9	0-1	4-7	2-2-4	3	6	6	2	0	31
00 Setzekorn, Dylan	e	2-8	1-4	0-0	2-2-4	5	5	1	0	0	16
01 Robinson, Raemond	e	2-7	2-4	0-0	1-1-2	2	6	3	2	0	18
33 Marshall, Quinton	e	2-3	1-1	3-5	0-1-1	2	8	0	0	0	16
34 Bowser, Nate	e	2-2	0-0	1-2	1-0-1	3	5	0	1	0	8
Team				3-1-4							
Totals		19-55	8-18	14-22	12-17-29	25	60	12	13	3	6 200

TOTAL FG% 1st Half: 8-23 34.8% 2nd Half: 11-32 34.4% Game: 34.5%
 3-Pt. FG% 1st Half: 3-8 37.5% 2nd Half: 5-10 50.0% Game: 44.4%
 F Throw % 1st Half: 9-14 64.3% 2nd Half: 5-8 62.5% Game: 63.6%

Tennessee	FG	3PT	FT	REBS	PF	TP	A	TO	Bl	St	Min
05 Stokes, Jarnell	f	3-6	0-0	3-4	0-3-5	1	9	0	5	1	21
34 Maymon, Jeronne	f	2-3	0-0	3-6	1-5-6	1	7	1	2	0	16
01 Richardson, Josh	g	3-4	0-0	0-0	1-1-2	1	6	3	0	0	17
02 Barton, Antonio	g	5-7	3-4	0-0	0-3-5	1	15	2	0	0	23
52 McRae, Jordan	g	7-12	3-5	3-5	2-1-5	2	20	2	2	3	25
03 Hubbs III, Robert	g	5-11	0-3	3-4	2-2-4	2	15	1	1	0	21
04 Moore, Armani	g	1-3	0-0	0-0	2-5-7	3	2	0	0	1	15
10 Ndiaye, Rawane	g	0-0	0-0	0-0	0-0-0	0	0	0	0	0	3
15 Thompson, Darius	g	2-3	0-0	2-3	0-2-2	3	6	2	2	1	22
21 Davis, A.J.	g	2-2	1-1	1-2	4-2-6	3	6	0	1	0	18
25 Campbell, Galen	g	0-0	0-0	0-0	0-0-0	0	0	0	0	0	1
31 Chievous, Quinton	g	0-0	0-0	0-0	0-0-2	2	0	0	1	0	1
32 Edwards, D'Montre	g	0-2	0-0	4-4	0-1-1	1	4	0	0	0	1
TEAM				1-3-4							
Totals		30-53	7-13	19-28	15-28-41	20	86	11	14	6	8 200

TOTAL FG% 1st Half: 17-28 60.7% 2nd Half: 13-25 52.0% Game: 56.6%
 3-Pt. FG% 1st Half: 4-6 66.7% 2nd Half: 3-7 42.9% Game: 53.8%
 F Throw % 1st Half: 7-14 50.0% 2nd Half: 12-14 85.7% Game: 67.9%

Officials: Joe Lindsay, Kipp Kissinger, Patrick Evans
 Technicals: The Citadel-None, Tennessee-None.
 Attendance: 13,394

Points in the paint-CIT 16,UT 38. Points off turnovers-CIT 15,UT 17.
 2nd chance points-CIT 6,UT 9. Fast break points-CIT 0,UT 15.
 Bench points-CIT 24,UT 31. Score tied-0 times. Lead changed-0 times.
 Last FG-CIT 2nd-00:30, UT 2nd-00:47.
 Largest lead-CIT None, UT by 29 2nd-07:29.

Score by Periods	1st	2nd	Total
The Citadel	28	32	60
Tennessee	45	41	86

Notes

- The Vols scored 17 of the game's first 21 points on the way to an 86-60 victory over The Citadel Nov. 18, 2013, at Thompson-Boling Arena.
- Tennessee outscored the Bulldogs 38-16 in the paint and out-rebounded them 41-29. UT controlled the pace with a 15-0 advantage in fast-break points.
- The Vols also made 7-of-13 shots from 3-point range in the win.
- Tennessee led by as many as 29 points in the second half.
- A total of 10 Vols scored in the win, and eight Vols had more than five points.
- Wooden Award candidate Jordan McRae scored a game-high 20 points and also had three blocks.
- Point guard Antonio Barton scored 13 points for the Vols and was 3-for-4 from 3-point range.
- UT freshman Robert Hubbs III had his best outing as a Vol, totaling 13 points, four rebounds, one assist and a steal in 21 minutes off the bench.
- Matt Van Scyoc led The Citadel with 19 points.

Game #4

Tennessee State (0-6) 67
 Tennessee (3-1) 88

7 p.m. ET • Nov. 22, 2013 • Thompson-Boling Arena • Knoxville, Tenn.

Tennessee State	FG	3PT	FT	REBS	PF	TP	A	TO	Bl	St	Min
04 Rhett, M.J.	f	6-9	0-0	2-2	4-1-5	3	14	0	3	3	33
11 Bates, Alex	f	1-1	0-0	0-0	0-1-1	4	2	1	0	0	23
02 Miller, Patrick	g	5-10	1-4	9-10	1-4-5	3	20	6	4	0	40
03 Queary, Jaleel	g	0-0	0-0	0-0	0-0-0	1	0	1	0	0	11
40 Eubanks, Kennedy	g	1-1	1-4	0-0	1-1-2	1	7	1	0	1	28
01 Graham, Jarmonte	g	3-3	0-0	0-0	1-0-1	1	2	0	0	0	4
05 Harris, Jay	g	2-6	0-3	8-8	0-1-1	2	12	0	1	0	24
12 Mmonu, Ugo	g	0-0	0-0	1-2	0-3-5	3	1	0	2	0	8
23 Gaither, Jordan	g	1-2	1-2	2-2	1-0-1	1	5	1	0	0	14
32 Wellian, Chaed	g	0-0	0-0	0-0	0-0-0	1	0	0	0	0	1
44 Green, Michael	g	1-4	0-2	2-2	0-0-0	1	4	0	1	1	14
TEAM				1-0-1							
Totals		20-46	3-15	24-26	9-11-20	21	67	10	12	5	4 200

TOTAL FG% 1st Half: 11-24 45.8% 2nd Half: 9-22 40.9% Game: 43.5%
 3-Pt. FG% 1st Half: 1-7 14.3% 2nd Half: 2-8 25.0% Game: 20.0%
 F Throw % 1st Half: 7-8 87.5% 2nd Half: 17-18 94.4% Game: 92.3%

Tennessee	FG	3PT	FT	REBS	PF	TP	A	TO	Bl	St	Min
05 Stokes, Jarnell	f	5-8	0-0	6-8	4-4-8	1	16	2	2	1	0 29
34 Maymon, Jeronne	f	2-5	0-0	4-6	4-3-7	3	8	0	1	0	27
01 Richardson, Josh	g	1-3	0-0	0-0	0-2-2	3	2	0	0	1	17
02 Barton, Antonio	g	3-4	1-1	0-0	0-1-1	3	7	2	0	0	24
52 McRae, Jordan	g	9-13	2-4	5-5	1-2-5	2	25	2	1	2	28
03 Hubbs III, Robert	g	3-8	1-3	2-2	2-2-4	3	9	0	0	1	20
04 Moore, Armani	g	4-7	0-0	1-3	1-0-1	0	9	1	1	1	16
10 Ndiaye, Rawane	g	2-3	0-0	2-2	3-0-5	0	6	0	0	0	6
15 Thompson, Darius	g	2-5	0-1	2-2	1-3-4	1	6	7	1	1	24
21 Davis, A.J.	g	0-0	0-0	0-0	1-0-1	3	0	1	0	0	1
TEAM				1-1-2							
Totals		31-56	4-9	22-28	18-18-36	19	88	15	7	7	7 200

TOTAL FG% 1st Half: 16-28 57.1% 2nd Half: 15-28 53.6% Game: 55.4%
 3-Pt. FG% 1st Half: 2-5 40.0% 2nd Half: 2-4 50.0% Game: 44.4%
 F Throw % 1st Half: 4-9 44.4% 2nd Half: 18-19 94.7% Game: 78.6%

Officials: Joe DeRosa, Vladimir Voyard-Tadal, Dedic Taylor
 Technicals: Tennessee State-None, Tennessee-None.
 Attendance: 15,134

Points in the paint-TSU 24,UT 48. Points off turnovers-TSU 13,UT 16.
 2nd chance points-TSU 8,UT 18. Fast break points-TSU 6,UT 16.
 Bench points-TSU 24,UT 30. Score tied-2 times. Lead changed-0 times.
 Last FG-TSU 2nd-00:41, UT 2nd-01:03.
 Largest lead-TSU None, UT by 23 2nd-01:03.

Score by Periods	1st	2nd	Total
Tennessee State	30	37	67
Tennessee	38	50	88

Notes

- Tennessee won its third game in a row as the Vols dominated Tennessee State, 88-67, Nov. 22, 2013, at Thompson-Boling Arena.
- The Vols were led by Wooden Award Candidates Jordan McRae (25 pts) and Jarnell Stokes (16 pts, 8 rebs). It was McRae's ninth career game with 25 points or more.
- Freshman Darius Thompson had the best game of his young career, totaling six points, seven assists and five steals in 24 minutes (one turnover).
- Tennessee led by as many as 29 points in the second half.
- Tennessee led 38-30 at halftime. UT shot 57 percent from the floor in the half. The Vols were judicious with the ball, as they did not commit a turnover for the game's first 16:30.
- The Tigers hung with the Vols and got within seven points early in the second half, but Tennessee pulled away midway in the second half thanks to an 18-6 run. The Vols took a 63-44 lead on a McRae layup with 10:24 left in the game.
- Tennessee State remained winless at 0-6. The Tigers were led by Patrick Miller, who scored 20.

Game #5

UTEP (4-2) 78
Tennessee (3-2) 70

10 p.m. ET • Nov. 28, 2013 • Imperial Arena • Paradise Island, Bahamas

UTEP	FG	3PT	FT	REBS	PF	TP	A	TO	Bl	St	Min	
04 Washburn, Julian	f	6-13	0-1	0-0	0-4-4	1	12	5	1	0	1	39
31 Lang, Cedrick	f	0-0	0-0	1-2	1-0-1	4	1	0	1	0	0	26
21 Bohannon, John	c	6-8	0-1	4-4	0-3-5	5	16	1	0	2	0	21
13 Moore, McKenzie	g	6-13	1-3	6-6	0-4-4	2	19	0	4	1	1	35
24 Crossgile, Justin	g	5-7	1-3	1-6	0-0-0	2	12	3	2	0	0	26
05 Cooper, C.J.	g	1-3	1-2	4-6	1-2-3	3	7	3	1	0	1	16
11 Flaggert, Jake	g	0-0	0-0	0-0	0-1-1	3	0	1	0	0	0	6
15 Caldwell, Tevin	g	0-0	0-0	0-0	0-0-0	0	0	0	0	0	0	1
23 Vint, Hooper	g	0-0	0-0	0-0	0-1-1	0	0	0	0	0	0	5
32 Hunter, Vince	g	3-3	0-0	1-1	2-2-4	5	7	0	2	0	0	15
41 Willms, Matt	g	2-3	0-0	0-1	1-0-1	2	4	0	1	0	0	10
TEAM					15-6							
Totals		29-50	3-10	17-26	6-22-28	27	78	13	13	3	2	200

TOTAL FG%	1st Half: 16-29 55.2%	2nd Half: 13-21 61.9%	Game: 58.0%
3-Pt. FG%	1st Half: 2-7 28.6%	2nd Half: 1-3 33.3%	Game: 30.0%
F Throw %	1st Half: 2-4 50.0%	2nd Half: 15-22 68.2%	Game: 65.4%

Tennessee	FG	3PT	FT	REBS	PF	TP	A	TO	Bl	St	Min	
05 Stokes, Jarnell	f	5-10	0-0	3-7	8-6-14	2	13	2	4	0	0	33
34 Maymon, Jeronne	f	1-6	0-0	5-9	5-3-8	5	7	1	3	0	1	28
01 Richardson, Josh	g	4-9	1-5	4-7	3-1-4	4	13	3	2	1	0	26
02 Barton, Antonio	g	2-6	0-2	2-4	1-0-1	3	6	0	1	0	2	31
52 McRae, Jordan	g	6-17	1-8	9-12	2-5-7	3	22	0	1	1	2	34
03 Hubbs III, Robert	g	1-6	0-2	0-0	1-0-1	2	2	1	2	0	0	13
04 Moore, Armani	g	0-1	0-0	0-0	0-0-0	0	0	0	0	0	0	2
15 Thompson, Darius	g	1-2	1-2	0-0	0-1-1	5	3	1	0	1	1	15
21 Davis, A.J.	g	2-4	0-1	0-0	1-1-2	1	4	0	1	0	1	13
31 Chievous, Quinton	g	0-2	0-1	0-0	0-2-2	0	0	0	0	0	0	5
TEAM					5-16							
Totals		22-63	3-21	23-39	26-20-46	25	70	8	15	3	6	200

TOTAL FG%	1st Half: 9-32 28.1%	2nd Half: 13-31 41.9%	Game: 34.9%
3-Pt. FG%	1st Half: 2-11 18.2%	2nd Half: 1-10 10.0%	Game: 14.3%
F Throw %	1st Half: 8-16 50.0%	2nd Half: 15-23 65.2%	Game: 59.0%

Officials: Joe DeRosa, Darron George, Keith Kimble
Technical: UTEP-None. Tennessee-None.
Attendance: 1,416

Points in the paint-UTEP 36,UT 34. Points off turnovers-UTEP 23,UT 13.
2nd chance points-UTEP 12,UT 25. Fast break points-UTEP 8,UT 4.
Bench points-UTEP 18,UT 9. Score tied-2 times. Lead changed-3 times.
Last FG-UTEP 2nd-01:43, UT 2nd-00:12.
Largest lead-UTEP by 15 2nd-06:46, UT by 4 1st-14:46

Score by Periods	1st	2nd	Total
UTEP	36	42	78
Tennessee	28	42	70

Notes

- Tennessee suffered a 78-70 defeat to UTEP at Imperial Arena in the first round of the Battle 4 Atlantis Nov. 28, 2013.
- The Miners' defenses of a triangle-and-2 and box-and-1 caused havoc with the Vols' offense most of the game, as UT shot 34.9 from the floor including 3-of-21 from 3-point range. UTEP shot 58 percent from the floor.
- Jordan McRae led the Vols with 22 points, while Jarnell Stokes posted his 20th career double-double with 13 points and 14 rebounds. Josh Richardson added 13 points.
- The Vols were hurt by poor free-throw shooting, making just 23-of-39 for 59 percent.
- The one positive for the Vols was their rebound work, as Tennessee out-rebounded the Miners, 45-28, including a 26-6 edge on the offensive glass. The Vols' total was the most since they grabbed 28 vs. the College of Charleston on Dec. 31, 2010.
- The Miners scored 23 points off 15 Tennessee turnovers.
- UTEP had four players in double-figures: McKenzie Moore (19), John Bohannon (16), Julian Washburn (12) and Justin Crossgile (12).

Game #6

Xavier (5-2) 49
Tennessee (4-2) 64

1 p.m. ET • Nov. 29, 2013 • Imperial Arena • Paradise Island, Bahamas

Xavier	FG	3PT	FT	REBS	PF	TP	A	TO	Bl	St	Min	
20 Martin, Justin	f	2-5	0-1	0-0	1-2-3	3	4	1	0	0	0	22
31 Philmore, Isaiah	f	3-3	0-0	2-4	1-0-1	3	8	0	3	0	0	20
40 Stainbrook, Matt	c	5-11	0-0	0-0	3-2-5	1	10	0	0	0	1	25
00 Christon, Semaj	g	2-7	0-1	0-3	0-0-0	3	4	1	2	1	0	24
11 Davis, Dee	g	0-7	0-2	0-0	0-1-1	3	0	2	3	0	2	23
01 Reynolds, Jalen	g	0-1	0-0	0-0	0-0-0	4	0	0	0	0	1	10
02 Farr, James	2-5	2-3	0-0	3-3-6	2	6	1	2	0	1	21	
03 Randolph, Brandon	4-7	0-0	0-1	0-5-5	0	8	2	0	0	0	26	
15 Davis, Myles	3-6	2-4	1-2	1-1-2	2	9	1	2	0	0	27	
24 Richards, Kamall	0-0	0-0	0-0	0-1-1	0	0	0	1	0	0	2	
TEAM				2-5								
Totals		21-52	4-11	3-10	11-18-29	21	49	8	13	1	5	200

TOTAL FG%	1st Half: 12-30 40.0%	2nd Half: 9-22 40.9%	Game: 40.4%
3-Pt. FG%	1st Half: 1-6 16.7%	2nd Half: 3-5 60.0%	Game: 36.4%
F Throw %	1st Half: 1-4 25.0%	2nd Half: 2-6 33.3%	Game: 30.0%

Tennessee	FG	3PT	FT	REBS	PF	TP	A	TO	Bl	St	Min	
05 Stokes, Jarnell	f	7-11	0-0	6-9	4-6-10	1	20	3	2	1	0	32
34 Maymon, Jeronne	f	6-8	0-0	2-2	2-4-6	3	14	1	0	1	3	24
01 Richardson, Josh	g	1-3	0-0	0-0	1-4-5	3	2	1	2	1	0	26
02 Barton, Antonio	g	2-7	0-3	1-2	0-3-3	0	5	0	2	0	0	28
52 McRae, Jordan	g	6-15	1-5	3-4	3-3-6	1	16	1	1	1	0	32
03 Hubbs III, Robert	2-8	1-4	0-0	1-1-2	2	5	2	1	0	0	22	
04 Moore, Armani	0-0	0-0	0-0	0-0-0	0	0	0	0	0	0	1	
10 Ndiaye, Rawane	1-1	0-0	0-0	1-0-1	0	2	0	0	0	0	3	
15 Thompson, Darius	0-1	0-1	0-0	0-0-0	0	0	1	0	1	1	18	
21 Davis, A.J.	0-2	0-1	0-0	1-1-2	2	0	0	0	0	0	12	
31 Chievous, Quinton	0-0	0-0	0-1	0-0-0	1	0	0	0	0	0	2	
TEAM				3-6								
Totals		25-56	2-14	12-18	16-25-41	13	64	9	9	5	4	200

TOTAL FG%	1st Half: 16-31 51.6%	2nd Half: 9-25 36.0%	Game: 44.6%
3-Pt. FG%	1st Half: 2-9 22.2%	2nd Half: 0-5 0.0%	Game: 14.3%
F Throw %	1st Half: 5-6 83.3%	2nd Half: 7-12 58.3%	Game: 66.7%

Officials: Doug Simrons, Kip Kissingner, Jeb Hartness
Technical: Xavier-None. Tennessee-None.
Attendance: 1,573

Points in the paint-XU 35,UT 42. Points off turnovers-XU 13,UT 15.
2nd chance points-XU 4,UT 26. Fast break points-XU 11,UT 4.
Bench points-XU 23,UT 7. Score tied-1 time. Lead changed-2 times.
Last FG-XU 2nd-02:28, UT 2nd-02:44.
Largest lead-XU by 2 1st-17:15, UT by 21 2nd-16:48.

Score by Periods	1st	2nd	Total
Xavier	26	23	49
Tennessee	39	25	64

Notes

- The Vols' frontcourt of Jarnell Stokes and Jeronne Maymon was dominant in posting a 64-49 victory over Xavier at Imperial Arena in the second day of the Battle 4 Atlantis Nov. 29, 2013.
- Tennessee also gained a measure of revenge against the Muskies after dropping its regular-season opener at Xavier, 67-63, on Nov. 12.
- Stokes posted his second double-double in as many days with 20 points and 10 rebounds. Maymon scored 14 points, making 6-of-8 shots from the floor, for one of his best games since returning from a redshirt season in 2012-13.
- Jordan McRae scored 16 points for the Vols. It was the first time in six games McRae did not lead Tennessee in scoring.
- The Vols outscored Xavier in the paint, 41-29. Tennessee also outscored Xavier 26-4 in second-chance points.
- Xavier's leading scorer Semaj Christon (16.0 ppg entering the game) was limited to just four points, as his 24-game streak of scoring in double-figures came to an end.
- The Muskies' top scorer was Matt Stainbrook, who had 10 points.

OUTLOOK

PLAYERS

STAFF

REVIEW

RESULTS

RECORDS

HONORS

POSTSEASON

VOLMANAC

MEDIA INFO



Game #7

Tennessee (5-2) 82
Wake Forest (6-2) 63

3:30 p.m. ET • Nov. 30, 2013 • Imperial Arena • Paradise Island, Bahamas

Tennessee	FG	3PT	FT	REBS	PF	TP	A	T	Bl	St	Min	
05 Stokes, Jarnell	f	6-9	0-0	9-14	4-6	2	21	3	2	1	2	30
34 Maymon, Jeronne	f	4-4	0-0	1-2	0-6	5	9	0	0	0	1	19
01 Richardson, Josh	g	1-2	0-0	4-4	1-2	3	6	2	1	0	1	26
02 Barton, Antonio	g	2-7	1-2	2-2	2-3	3	7	3	0	0	1	21
52 McRae, Jordan	g	4-9	1-4	1-2	0-2	2	3	10	1	1	1	24
03 Hubbs III, Robert	g	3-7	1-3	0-0	1-1	2	7	0	0	0	1	24
04 Moore, Armani	g	0-1	0-0	2-2	1-0	1	2	0	1	0	0	7
10 Ndiaye, Rawane	g	1-2	0-0	0-0	0-0	1	2	0	0	0	0	4
15 Thompson, Darius	g	3-4	1-2	9-9	0-0	0	2	16	3	1	0	23
21 Davis, A.J.	g	1-2	0-0	0-1	0-2	3	2	0	1	1	0	22
TEAM				0-3								
Totals		25-47	4-11	28-36	9-25	34	82	12	8	4	6	200

TOTAL FG%	1st Half: 14-26 53.8%	2nd Half: 11-21 52.4%	Game: 53.2%
3-Pt. FG%	1st Half: 2-7 28.6%	2nd Half: 2-4 50.0%	Game: 36.4%
F Throw %	1st Half: 13-18 72.2%	2nd Half: 15-18 83.3%	Game: 77.8%

Wake Forest	FG	3PT	FT	REBS	PF	TP	A	T	Bl	St	Min	
02 Thomas, Devin	f	1-5	0-0	1-3	1-2	5	3	1	2	1	0	20
30 McKie, Travis	f	3-8	1-2	8-8	0-3	3	15	1	0	0	0	26
34 Cavanaugh, Tyler	f	3-5	2-2	0-0	1-0	1	4	8	0	0	0	21
00 Miller-McIntyre, Codi	g	6-14	0-2	5-7	1-3	4	17	4	1	0	0	29
01 Jones, Madison	g	0-1	0-0	2-4	0-3	3	2	4	2	1	1	31
13 Williams, Coron	g	4-8	2-5	0-0	0-1	1	2	10	1	0	0	24
20 Overton, Miles	g	0-1	0-0	0-2	1-0	1	0	0	3	0	1	12
31 Washington, Andre	g	3-3	0-0	0-0	1-1	3	6	1	1	1	0	10
33 Rountree, Aaron	g	0-2	0-0	0-0	1-1	1	0	0	0	0	0	8
45 Adala Moto, Arnaud	g	1-3	0-0	0-0	3-2	5	4	2	0	0	0	19
TEAM				0-3								
Totals		21-50	5-11	16-24	9-19	28	67	12	9	3	3	200

TOTAL FG%	1st Half: 10-26 38.5%	2nd Half: 11-24 45.8%	Game: 42.0%
3-Pt. FG%	1st Half: 2-5 40.0%	2nd Half: 3-6 50.0%	Game: 45.5%
F Throw %	1st Half: 10-11 90.9%	2nd Half: 6-13 46.2%	Game: 66.7%

Officials: Tony Greene, Rick Randall, Bert Smith
Technical: Tennessee-Moore, Armani. Wake Forest-Rountree, Aaron.
Attendance: 1,400

Points in the paint-UT 40, WF 26. Points off turnovers-UT 12, WF 10.
2nd chance points-UT 14, WF 3. Fast break points-UT 2, WF 8.
Bench points-UT 29, WF 18. Score tied-1 time. Lead changed-4 times.
Last FG-UT 2nd-00:35, WF 2nd-00:20.
Largest lead-UT by 28 2nd-07:25, WF by 2 1st-15:42.

Score by Periods	1st	2nd	Total
Tennessee	43	39	82
Wake Forest	32	31	63

Notes

- Tennessee throttled Wake Forest 82-63 in the fifth-place game at the 2013 Battle 4 Atlantis Nov. 30, 2013, in Paradise Island, Bahamas.
- Playing their third game in three days, the Vols were led by Wooden Award candidate Jarnell Stokes, who totaled 21 points, 10 rebounds, three assists and two steals. It was his third double-double of the tournament.
- Freshman Darius Thompson had the best game of his young career, making 9-of-9 shots at the free-throw line en route to a season-high 16 points. He also had three assists.
- Tennessee led by as many as 28 points in the second half.
- Tennessee led 43-32 at halftime. UT shot 53.2 percent in the game and outscored the Demon Deacons 40-26 in the paint.
- The Vols received 29 points off the bench.
- Wake Forest was led by Codi Miller-McIntyre and Travis McKie, who scored 17 and 15, respectively.

Game #8

Tennessee Tech (5-6) 63
Tennessee (6-2) 84

12 p.m. ET • Dec. 7, 2013 • Thompson-Boling Arena • Knoxville, Tenn.

Tennessee Tech	FG	3PT	FT	REBS	PF	TP	A	T	Bl	St	Min	
33 Ogbe, Dennis	f	4-10	1-3	0-2	2-7	9	4	9	0	1	2	32
42 Caldwell, Dwan	c	4-5	0-0	0-2	3-1	4	3	8	0	3	1	0
02 Samarippos, Jeremia	g	4-9	2-5	0-0	0-2	2	10	5	1	0	1	30
05 McKay, Javon	g	1-3	0-0	0-0	0-3	3	1	2	1	2	0	0
23 Allen, Ty	g	5-10	3-6	1-2	0-2	2	14	0	4	1	0	25
00 Moore, Josiah	g	1-3	0-1	0-1	0-0	0	4	2	0	1	0	12
01 Johnson, Jordan	g	5-8	4-5	1-3	2-3	5	15	0	0	0	0	21
11 Thomas, Shirmane	g	0-0	0-0	1-2	0-0	0	2	1	1	0	0	0
24 Carter, Ladon	g	1-4	0-0	0-0	1-1	2	1	2	1	0	0	17
35 Morse, Anthony	g	0-1	0-0	0-0	0-0	0	1	0	0	0	0	5
TEAM				0-2								
Totals		25-53	10-20	3-12	8-21	29	19	63	8	14	4	200

TOTAL FG%	1st Half: 15-27 55.6%	2nd Half: 10-26 38.5%	Game: 47.2%
3-Pt. FG%	1st Half: 8-11 72.7%	2nd Half: 2-9 22.2%	Game: 50.0%
F Throw %	1st Half: 2-5 40.0%	2nd Half: 1-7 14.3%	Game: 25.0%

Tennessee	FG	3PT	FT	REBS	PF	TP	A	T	Bl	St	Min	
05 Stokes, Jarnell	f	8-14	0-0	3-4	6-7	13	0	19	2	1	2	31
21 Davis, A.J.	f	2-3	0-0	0-0	1-1	2	0	4	0	0	0	12
01 Richardson, Josh	g	5-9	2-3	1-2	1-2	3	13	1	0	1	0	24
02 Barton, Antonio	g	3-8	1-4	1-4	0-1	1	2	8	0	0	0	20
52 McRae, Jordan	g	5-12	2-5	4-6	1-2	3	16	4	3	0	0	27
03 Hubbs III, Robert	g	1-7	1-4	0-0	0-1	1	3	0	0	0	0	19
04 Moore, Armani	g	1-2	0-0	3-4	2-4	6	2	5	0	2	0	16
10 Ndiaye, Rawane	g	0-1	0-0	1-2	2-0	2	0	1	0	0	0	4
15 Thompson, Darius	g	1-2	0-0	0-0	1-1	2	2	2	1	0	2	24
32 Edwards, D'Montre	g	0-0	0-0	0-0	0-0	0	0	0	0	0	0	1
34 Maymon, Jeronne	g	5-8	0-0	3-3	4-3	7	13	3	0	1	2	22
TEAM				0-3								
Totals		31-66	6-16	16-25	18-25	43	9	84	12	5	6	400

TOTAL FG%	1st Half: 17-36 47.2%	2nd Half: 14-30 46.7%	Game: 47.0%
3-Pt. FG%	1st Half: 2-9 22.2%	2nd Half: 4-7 57.1%	Game: 37.5%
F Throw %	1st Half: 5-8 62.5%	2nd Half: 11-17 64.7%	Game: 64.0%

Officials: Anthony Jordan, John Hampton, Bruce Benedict
Technical: Tennessee Tech-None. Tennessee-None.
Attendance: 13,606

Points in the paint-TTU 26, UT 48. Points off turnovers-TTU 4, UT 13.
2nd chance points-TTU 8, UT 20. Fast break points-TTU 11, UT 8.
Bench points-TTU 20, UT 24. Score tied-6 times. Lead changed-14 times.
Last FG-TTU 2nd-00:38, UT 2nd-01:40.
Largest lead-TTU by 7 1st-07:00, UT by 25 2nd-06:37.

Score by Periods	1st	2nd	Total
Tennessee Tech	40	23	63
Tennessee	41	43	84

Notes

- Tennessee posted its second straight 20-point win by routing Tennessee Tech Dec. 7, 2013.
- Jarnell Stokes recorded his fourth straight double-double, totaling 19 points and 13 rebounds.
- Jordan McRae added 16 points, while Jeronne Maymon and Josh Richardson each scored 13.
- Tennessee led 41-40 at halftime, as the Golden Eagles shot a blistering 8-for-10 from 3-point range through the first 20 minutes.
- After Tech scored to start the second half, the Vols put together a 22-1 run that ended all hopes of an upset by the Eagles.
- UT outscored the Eagles 48-26 in the paint, and the Vols committed only five turnovers.
- Tech was led by Jordan Johnson, who scored 15.

Game #9

Tennessee (6-3)		61
#12 Wichita State (10-0)		70
1 p.m. CT • Dec. 14, 2013 • INTRUST Bank Arena • Wichita, Kan.		

Tennessee	FG	3PT	FT	REBS	PF	TP	A	T	Bl	St	Min	
01 Richardson, Josh	g	2-8	0-1	0-0	2-5-5	2	4	0	1	1	0	30
02 Barton, Antonio	g	0-1	0-1	0-0	0-0-0	1	0	4	1	0	0	19
05 Stokes, Jarnell	f	3-7	0-0	2-5	1-3-4	5	8	0	0	0	0	21
34 Maymon, Jeronne	f	3-8	0-0	3-4	4-5-9	4	9	2	0	0	1	32
52 McRae, Jordan	g	8-17	3-10	7-8	0-3-5	3	26	2	5	1	1	37
03 Hubbs III, Robert	g	1-2	1-2	0-2	1-1-2	1	3	0	0	0	0	17
04 Moore, Armani	0-1	0-0	0-0	0-0-0	0	0	0	0	0	0	0	4
10 Ndiaye, Rawane	0-0	0-0	0-0	0-0-0	1	0	0	0	0	0	0	2
15 Thompson, Darius	1-4	1-4	2-2	0-2-2	1	5	3	1	0	1	0	20
21 Davis, A.J.	2-4	1-2	1-1	0-3-3	3	6	0	1	0	0	0	18
TEAM				1-2-3								
Totals	20-52	6-2-0	15-24	9-22-31	21	61	11	8	2	3	200	

TOTAL FG%	1st Half: 9-24 37.5%	2nd Half: 11-28 39.3%	Game: 38.5%
3-Pt. FG%	1st Half: 3-10 30.0%	2nd Half: 3-10 30.0%	Game: 30.0%
F Throw %	1st Half: 5-9 55.6%	2nd Half: 10-15 66.7%	Game: 62.5%

Wichita State	FG	3PT	FT	REBS	PF	TP	A	T	Bl	St	Min	
11 Early, Cleanthony	f	6-15	1-6	0-0	1-1-2	4	13	0	1	0	0	22
20 Coleby, Kadeem	c	3-3	0-0	0-0	0-0-0	3	6	0	1	0	0	12
23 VanVleet, Fred	g	3-7	2-2	0-0	0-2-2	2	8	5	2	0	1	37
31 Baker, Ron	g	2-5	1-4	3-4	0-3-5	0	8	2	1	1	1	32
32 Cotton, Tekele	g	4-11	2-4	9-11	1-4-5	1	19	4	0	0	1	37
00 Lufile, Chadrack	0-4	0-0	0-2	1-0-1	4	4	0	0	0	1	12	
03 Wessel, Evan	0-0	0-0	1-2	0-0-0	0	1	1	0	0	0	7	
12 Carter, Darius	3-5	0-0	5-5	1-13-14	2	11	1	1	2	1	29	
15 Wiggins, Nick	0-3	0-0	0-0	1-3-4	0	0	0	0	1	0	12	
TEAM				4-1-5								
Totals	23-53	6-16	18-24	9-27-36	16	70	13	7	6	6	200	

TOTAL FG%	1st Half: 11-25 44.0%	2nd Half: 12-28 42.9%	Game: 43.4%
3-Pt. FG%	1st Half: 3-8 37.5%	2nd Half: 3-8 37.5%	Game: 37.5%
F Throw %	1st Half: 0-2 0.0%	2nd Half: 18-22 81.8%	Game: 75.0%

Officials: Mark Whitehead, Mike Thibodeaux, Kipp Kissinger
Technical: Tennessee-McRae, Jordan. Wichita State-None.
Attendance: 14,356

Points in the paint-UT 24, WSU 28. Points off turnovers-UT 5, WSU 10.
 2nd chance points-UT 9, WSU 9. Fast break points-UT 0, WSU 0.
 Bench points-UT 14, WSU 16. Score tied-3 times. Lead changed-14 times.
 Last FG-UT 2nd-00:30, WSU 2nd-01:38.
 Largest lead-UT by 3 1st-09:19, WSU by 12 2nd-02:46.

Score by Periods	1st	2nd	Total
Tennessee	26	35	61
Wichita State	45	45	70

Notes

- In a game that was within two possessions for the first 34 minutes, Tennessee suffered a 70-61 loss at No. 12 Wichita State Dec. 14, 2013.
- The Vols were led by senior Jordan McRae, who scored 26, including his 1,000th career point to become the 45th Vol in history to reach the plateau.
- He was the only Tennessee player to score in double-figures. Jeronne Maymon had nine points and nine rebounds.
- The lead changed hands 14 times in the game and the contest was never separated by more than five points for the game's first 34:40.
- Tennessee held a 26-25 lead at halftime.
- Wichita State used a 16-5 run to take a 58-49 lead with 4:47 left in regulation.
- The Shockers were led by Tekele Cotton (19) and Cleanthony Early (13). Cotton scored all 19 of his points in the second half. Darius Carter came off the bench for a double-double with 11 points and 14 rebounds.
- Vols junior Jarnell Stokes saw his streak of four straight double-doubles come to an end, as he was held to eight points and four rebounds.
- Wichita State went on to win the Missouri Valley Conference championship, earn a No. 1 seed in the NCAA Tournament and finish with a 35-1 record.

Game #10

NC State (8-2)		65
Tennessee (6-4)		58
7 p.m. ET • Dec. 18, 2013 • Thompson-Boling Arena • Knoxville, Tenn.		

NC State	FG	3PT	FT	REBS	PF	TP	A	T	Bl	St	Min	
10 Freeman, Lennard	f	2-4	0-0	4-4	4-5-9	4	8	1	0	1	0	20
24 Warren, T.J.	f	8-16	1-2	4-6	3-8-11	1	21	1	5	0	2	34
14 Vandenberg, Jordan	c	1-2	0-0	0-0	1-1-2	3	2	0	0	0	0	12
02 Barber, Anthony	g	4-9	0-0	4-4	1-5-6	2	12	4	6	0	0	33
05 Lee, Desmond	g	4-12	1-1	1-3	1-2-3	2	10	0	1	0	0	28
12 Lewis, Tyler	0-1	0-1	0-0	0-0-0	1	0	1	1	0	0	0	8
21 Anya, BeeJay	1-2	0-0	0-0	0-0-0	2	2	0	0	5	1	24	
22 Turner, Ralston	2-5	1-3	0-0	0-2-2	2	5	0	0	0	0	18	
32 Washington, Kyle	2-3	0-0	1-2	0-7-7	3	5	1	3	2	1	23	
TEAM				3-0-3								
Totals	24-54	3-6	14-19	13-30-43	20	65	8	16	12	4	200	

TOTAL FG%	1st Half: 15-30 50.0%	2nd Half: 9-24 37.5%	Game: 44.4%
3-Pt. FG%	1st Half: 2-3 66.7%	2nd Half: 1-3 33.3%	Game: 50.0%
F Throw %	1st Half: 5-6 83.3%	2nd Half: 9-13 69.2%	Game: 73.7%

Tennessee	FG	3PT	FT	REBS	PF	TP	A	T	Bl	St	Min	
05 Stokes, Jarnell	f	4-10	0-0	2-2	5-8-13	2	10	0	4	2	0	37
34 Maymon, Jeronne	f	5-11	0-0	7-10	10-6-16	3	17	0	1	2	0	30
01 Richardson, Josh	g	1-2	0-1	0-0	1-0-1	2	2	0	0	0	0	23
02 Barton, Antonio	g	0-8	0-4	0-0	0-0-0	3	0	0	1	0	0	21
52 McRae, Jordan	g	6-22	3-12	6-8	1-3-4	4	21	2	1	0	3	32
03 Hubbs III, Robert	2-7	0-4	0-0	0-0-0	2	4	0	1	2	1	20	
15 Thompson, Darius	1-5	0-3	0-0	0-2-2	3	3	1	1	1	1	24	
21 Davis, A.J.	1-3	0-0	0-0	1-2-3	0	2	0	1	0	0	13	
TEAM				2-0-2								
Totals	20-68	3-24	15-20	20-21-41	19	58	5	10	7	5	200	

TOTAL FG%	1st Half: 7-29 24.1%	2nd Half: 13-39 33.3%	Game: 29.4%
3-Pt. FG%	1st Half: 0-9 0.0%	2nd Half: 3-15 20.0%	Game: 12.5%
F Throw %	1st Half: 6-8 75.0%	2nd Half: 9-12 75.0%	Game: 75.0%

Officials: Tony Greene, Doug Simrons, Ron Groover
Technical: NC State-None. Tennessee-None.
Attendance: 14,831

Points in the paint-NCST 36,UT 26. Points off turnovers-NCST 12,UT 17.
 2nd chance points-NCST 16,UT 16. Fast break points-NCST 8,UT 7.
 Bench points-NCST 12,UT 8. Score tied-0 times. Lead changed-0 times.
 Last FG-NCST 2nd-02:12, UT 2nd-00:11.
 Largest lead-NCST by 17 1st-00:27, UT None.

Score by Periods	1st	2nd	Total
NC State	37	28	65
Tennessee	20	38	58

Notes

- Tennessee suffered its first home loss of the season Dec. 18, 2013, falling to NC State 65-58.
- The Vols had a tough shooting night, making just 29.4 percent from the floor and only 3-of-24 3-pointers for 12.5 percent.
- Down by 17 at halftime, UT chipped away at the Wolfpack's lead in the second half. A steal and fast-break layup by Darius Thompson brought the Vols to within five at 48-43 with 8:22 left. NC State regained a double-figure lead with six consecutive points to hold a 56-45 edge with 2:30 left on the clock after a Desmond Lee jumper.
- Jordan McRae scored in double-figures for the 10th time in as many games with 21 points. Jeronne Maymon had 17 points and grabbed 16 rebounds for the 11th double-double of his career.
- Jarnell Stokes had his sixth double-double of the season with 10 points and 13 rebounds. It marked the second time this season the Stokes and Maymon had double-doubles in the same game (USC Upstate).
- Tennessee was uncharacteristically out-rebounded (43-41) and outscored in the paint (36-26). The Vols never led in the game.
- NC State was led by T.J. Warren, who tallied 21 points and 11 rebounds. Warren went on to be the 14th overall pick in the 2014 NBA Draft.



Game #11

Morehead State (8-6) 67
 Tennessee (7-4) 82

7 p.m. ET • Dec. 23, 2013 • Thompson-Boling Arena • Knoxville, Tenn.

Morehead State	FG	3PT	FT	REBS	PF	TP	A	TO	Bl	St	Min
00 Kelly, Drew	f	4-5	2-3	3-4	0-5-5	5	13	0	0	0	18
50 Reader, Billy	c	1-8	0-0	0-0	2-3-5	4	2	0	0	0	19
15 Storey, Kareem	g	2-10	0-3	3-6	0-1-1	3	7	2	3	0	33
22 Warner, Angelo	g	6-10	1-1	3-3	0-1-1	2	16	1	2	0	37
32 Arrington, Brent	g	6-17	1-5	3-4	1-1-2	3	16	1	1	0	5
01 Pajkovic, Luka	c	3-5	0-1	1-3	0-1-1	0	7	0	1	0	17
02 Percell, Jordan	c	0-0	0-0	0-0	0-0-0	2	0	1	1	0	11
04 Leatherwood, D.	0-1	0-0	0-0	0-1-1	0	0	0	0	0	0	2
20 Posthumus, Chad	2-4	0-0	0-0	1-4-5	5	4	0	1	0	0	26
30 Dotson, Greg	1-1	0-0	0-0	1-1-2	0	2	0	0	0	0	4
TEAM				4-1-5							1
Totals	25-61	4-13	13-20	9-19-28	24	67	5	10	0	9	200

TOTAL FG% 1st Half: 11-29 37.9% 2nd Half: 14-32 43.8% Game: 41.0%
 3-Pt. FG% 1st Half: 4-9 44.4% 2nd Half: 0-4 0.0% Game: 30.8%
 F Throw % 1st Half: 4-6 66.7% 2nd Half: 9-14 64.3% Game: 65.0%

Tennessee	FG	3PT	FT	REBS	PF	TP	A	TO	Bl	St	Min
05 Stokes, Jarnell	f	6-13	0-0	1-3	5-4-9	2	13	2	1	1	34
34 Maymon, Jeronne	f	5-8	0-0	6-9	4-4-8	2	16	3	2	2	20
01 Richardson, Josh	g	8-13	1-3	2-3	1-7-8	0	19	2	0	0	1
02 Barton, Antonio	g	3-7	1-2	0-0	1-1-2	2	7	2	0	1	22
52 McRae, Jordan	g	3-7	1-2	2-2	0-1-1	3	9	5	4	0	19
03 Hubbs III, Robert	2-4	1-1	0-0	0-1-1	1	5	2	2	0	0	21
15 Thompson, Darius	0-0	0-0	1-2	1-3-4	5	1	3	3	0	0	18
21 Davis, A.J.	0-0	0-0	0-3	1-3-4	2	0	0	1	0	0	7
23 Reese, Derek	5-9	2-4	0-1	4-6-10	2	12	1	2	4	0	19
24 Lopez, Brandon	0-0	0-0	0-0	0-0-0	0	0	0	0	0	0	1
TEAM				0-2-2							0
Totals	32-61	6-12	12-23	17-32-49	19	82	20	15	11	3	200

TOTAL FG% 1st Half: 17-28 60.7% 2nd Half: 15-33 45.5% Game: 52.5%
 3-Pt. FG% 1st Half: 4-8 50.0% 2nd Half: 2-4 50.0% Game: 50.0%
 F Throw % 1st Half: 3-6 50.0% 2nd Half: 9-17 52.9% Game: 52.2%

Officials: Antinio Petty, James Breeding, Kevin Fehr
 Technicals: Morehead State-None, Tennessee-None.
 Attendance: 15,207

Points in the paint-MOR 36,UT 44. Points off turnovers-MOR 14,UT 12.
 2nd chance points-MOR 6,UT 20. Fast break points-MOR 10,UT 11.
 Bench points-MOR 13,UT 18. Score tied-0 times. Lead changed-2 times.
 Last FG-MOR 2nd-01:38, UT 2nd-00:41.
 Largest lead-MOR by 1 1st-19:04, UT by 26 2nd-11:26.

Score by Periods	1st	2nd	Total
Morehead State	30	37	67
Tennessee	41	41	82

Notes

- Junior Josh Richardson scored a season-high 19 points to lead the Volunteers to a 82-67 victory over Morehead State Dec. 23, 2013.
- UT snapped its two-game losing streak by posting team season bests in made field goals (32), rebounds (49), assists (20) and blocks (11).
- Vols sophomore Derek Reese provided a spark off the bench in his season debut. After not playing the first 10 games of the season, Reese scored a career-best 12 points to go along with a career-high and team-leading 10 rebounds in 19 impressive minutes.
- After taking a 41-30 lead into halftime, Tennessee kept rolling to start the second half, putting together a 13-0 run in the first three minutes.
- Jeronne Maymon led the Vols in second-half scoring. After collecting just two points in the first half, he scored 14 points after halftime to finish with 16 points and eight rebounds.
- UT's 11 blocks were the most in the Cuonzo Martin era and the most by the Vols since 2000.
- UT out-rebounded Morehead State 49 to 28.

Game #12

Virginia (9-4) 52
 Tennessee (8-4) 87

7 p.m. ET • Dec. 30, 2013 • Thompson-Boling Arena • Knoxville, Tenn.

Virginia	FG	3PT	FT	REBS	PF	TP	A	TO	Bl	St	Min
25 Akil Mitchell	f	0-7	0-0	0-0	6-3-9	1	4	0	1	0	21
32 Darion Atkins	f	2-0	0-0	2-2	0-1-1	2	2	0	0	1	7
01 Justin Anderson	g	4-11	0-3	3-5	0-2-2	2	11	2	2	2	24
12 Joe Harris	g	2-9	1-4	2-2	0-1-1	2	7	1	3	0	31
15 Malcolm Brogdon	g	0-5	0-2	0-0	2-4-2	0	2	0	2	0	21
05 Teven Jones	0-0	0-0	2-2	0-0-0	2	2	1	0	0	0	7
10 Mike Tobey	5-10	0-0	0-0	3-4-7	2	10	0	0	2	0	29
11 Evan Nolte	1-2	1-2	4-4	0-1-1	1	7	0	2	0	0	10
13 Anthony Gill	3-4	0-0	1-2	0-3-5	4	7	0	1	0	0	22
23 London Perrantes	1-7	0-1	0-0	1-1-2	3	2	1	0	1	0	28
TEAM				1-0-1							0
Totals	18-55	2-12	14-17	13-20-33	19	52	8	12	5	2	200

TOTAL FG% 1st Half: 9-28 32.1% 2nd Half: 9-27 33.3% Game: 32.7%
 3-Pt. FG% 1st Half: 1-6 16.7% 2nd Half: 1-6 16.7% Game: 16.7%
 F Throw % 1st Half: 7-9 77.8% 2nd Half: 7-8 87.5% Game: 82.4%

Tennessee	FG	3PT	FT	REBS	PF	TP	A	TO	Bl	St	Min
05 Stokes, Jarnell	f	4-10	0-0	12-14	2-3-5	1	20	1	0	0	2
34 Maymon, Jeronne	f	2-6	0-0	2-2	1-4-5	3	6	2	3	0	24
01 Richardson, Josh	g	8-9	4-4	0-0	0-2-2	3	20	1	2	2	21
02 Barton, Antonio	g	5-6	3-4	1-1	1-4-5	1	14	2	0	0	27
52 McRae, Jordan	g	6-10	3-4	6-6	2-3-5	1	21	5	0	1	31
03 Hubbs III, Robert	1-6	1-2	0-0	0-0-0	1	3	2	0	0	0	17
04 Moore, Armani	0-0	0-0	0-0	0-1-1	0	0	0	0	0	0	1
10 Ndiaye, Rawane	0-0	0-0	0-0	0-0-0	1	0	0	0	0	0	3
15 Thompson, Darius	1-1	0-0	0-0	0-2-2	3	2	2	0	0	0	13
21 Davis, A.J.	0-3	0-1	0-0	0-0-0	3	0	0	0	0	0	18
23 Reese, Derek	0-3	0-3	1-2	2-7-9	1	1	3	1	0	0	10
32 Edwards, D'Montre	0-0	0-0	0-0	0-0-0	0	0	0	0	0	0	2
TEAM				1-0-1							0
Totals	27-54	11-18	22-25	9-26-35	18	87	18	6	3	7	200

TOTAL FG% 1st Half: 15-26 57.7% 2nd Half: 12-28 42.9% Game: 50.0%
 3-Pt. FG% 1st Half: 8-11 72.7% 2nd Half: 3-7 42.9% Game: 61.1%
 F Throw % 1st Half: 10-10 100% 2nd Half: 12-15 80.0% Game: 88.0%

Officials: Ron Groover, Doug Sirmons, Brian Shey
 Technicals: Virginia-None, Tennessee-None.
 Attendance: 16,142

Points in the paint-UVA 20,UT 26. Points off turnovers-UVA 8,UT 14.
 2nd chance points-UVA 8,UT 12. Fast break points-UVA 2,UT 9.
 Bench points-UVA 28,UT 6. Score tied-0 times. Lead changed-0 times.
 Last FG-UVA 2nd-06:01, UT 2nd-01:20.
 Largest lead-UVA None, UT by 37 2nd-02:23.

Score by Periods	1st	2nd	Total
Virginia	26	26	52
Tennessee	48	39	87

Notes

- The Vols posted a dominating 87-52 home victory over Virginia Dec. 30, 2013.
- The win by +35 was UT's largest margin of victory in the Cuonzo Martin era. It was UT's largest win margin since a 39-point rout of East Carolina on Nov 20, 2009 (105-66).
- Virginia came into the game allowing just 54.2 points per game. Tennessee went to work early and scored 48 points in the first half -- the most allowed by UVA in a first half in 118 games.
- Against a team allowing foes to shoot just .370 from the floor, Tennessee shot .500 for the game and .577 in the first half.
- Jordan McRae led the Vols with 21 points. Jarnell Stokes tallied 20 as UT had four players score in double-figures. Stokes was 12-of-14 from the foul line.
- Josh Richardson shot 8-for-9 overall, and was 4-of-4 from 3-point range, for a season-high and career-high-tying 20 points. He had 15 points in the first half.
- UT shot .611 from 3-point range and committed just six turnovers.
- Virginia went on to finish the year 30-7, advancing to the Sweet Sixteen and posting a year-end RPI of No. 10.

Game #13

Tusculum College (1-12) 51
Tennessee (9-4) 98

2 p.m. ET • Jan. 4, 2014 • Thompson-Boling Arena • Knoxville, Tenn.

Tusculum College	FG	3PT	FT	REBS	PF	TP	A	TO	Bl	St	Min	
00 Jumper, Keith	f	1-6	0-2	0-0	1-6-7	3	2	4	1	3	1	33
23 Spinks, Neal	f	1-7	0-0	0-0	2-0-2	3	2	0	1	0	1	17
03 Carter, Darius	g	4-13	3-6	11-13	2-2-4	0	22	2	2	0	1	35
04 Fagan, Cory	g	1-2	1-2	0-0	0-1-1	1	3	1	1	0	0	13
15 Flynn, Addison	g	3-8	2-7	2-2	0-2-2	1	10	2	3	0	0	34
01 Walker, Jalen	1-1	1-1	1-2	0-0-0	2	4	1	1	0	0	0	14
12 Fox, Mason	0-0	0-0	0-0	0-0-0	0	0	0	0	0	0	0	2
13 McClure, Rory	0-0	0-0	0-0	1-0-1	0	0	0	1	0	0	0	2
22 Shown, Matt	1-6	0-0	1-1	1-1-2	1	3	0	0	0	0	0	14
24 Fagan, Zach	1-3	0-0	1-2	2-0-2	1	3	0	1	0	0	0	6
31 Fisher, B.J.	0-3	0-2	0-0	0-2-2	4	0	0	3	0	0	0	14
33 Jorgensen, Martin	0-0	0-0	0-0	0-0-0	0	0	0	0	0	0	0	2
44 Miller, J.D.	1-3	0-0	0-0	0-1-1	0	2	0	1	0	1	1	14
TEAM				3-1-4								
Totals		14-53	7-20	16-20	12-16-28	16	51	11	14	3	3	200

TOTAL FG% 1st Half: 6-25 24.0% 2nd Half: 8-28 28.6% Game: 26.4%
3-Pt. FG% 1st Half: 3-9 33.3% 2nd Half: 4-11 36.4% Game: 35.0%
F Throw % 1st Half: 12-14 85.7% 2nd Half: 4-6 66.7% Game: 80.0%

Tennessee	FG	3PT	FT	REBS	PF	TP	A	TO	Bl	St	Min	
05 Stokes, Jarnell	f	3-10	0-0	4-4	4-4-8	0	10	4	0	2	1	21
34 Maymon, Jeronne	f	7-9	0-0	2-3	2-5-7	0	16	4	0	1	1	25
02 Barton, Antonio	g	5-8	4-7	0-1	0-4-4	3	14	3	1	0	0	23
15 Thompson, Darius	g	1-1	0-0	0-0	0-3-3	0	2	9	0	1	1	23
52 McRae, Jordan	g	7-10	2-5	3-4	0-1-1	1	19	2	1	1	0	25
01 Richardson, Josh	4-7	0-2	2-2	1-1-2	2	10	2	0	0	0	0	20
04 Moore, Armani	1-1	1-1	0-2	1-0-1	0	3	1	0	1	0	7	
10 Ndiaye, Rawane	1-1	0-0	0-0	0-0-0	2	2	0	0	1	0	6	
21 Davis, A.J.	0-2	0-1	0-0	0-3-3	1	0	2	0	0	2	10	
23 Reese, Derek	2-5	2-4	2-2	2-5-7	1	8	1	2	2	0	20	
24 Lopez, Brandon	0-0	0-0	0-0	0-0-0	0	0	0	0	0	0	2	
25 Campbell, Galen	1-1	0-0	0-0	0-0-0	1	2	0	0	0	0	2	
32 Edwards, D'Montre	3-6	2-3	4-4	2-2-4	2	12	2	2	0	2	16	
TEAM				1-0-1								
Totals		35-61	11-23	17-22	13-28-41	13	98	30	6	9	7	200

TOTAL FG% 1st Half: 18-33 54.5% 2nd Half: 17-28 60.7% Game: 57.4%
3-Pt. FG% 1st Half: 5-11 45.5% 2nd Half: 6-12 50.0% Game: 47.8%
F Throw % 1st Half: 11-15 73.3% 2nd Half: 6-7 85.7% Game: 77.3%

Officials: Vladimir Voyard-Tadal, Bart Lenox, Garrick Shannon
Technicals: Tusculum-None, Tennessee-None.
Attendance: 14,175

Points in the paint-TCM 10, UT 48. Points off turnovers-TCM 4, UT 24.
2nd chance points-TCM 3, UT 9. Fast break points-TCM 0, UT 5.
Bench points-TCM 12, UT 37. Score tied-0 times. Lead changed-0 times.
Last FG-TCM 2nd-00:34, UT 2nd-01:12.
Largest lead-TCM None, UT by 49 2nd-01:12.

Score by Periods	1st	2nd	Total
Tusculum	27	24	51
Tennessee	52	46	98

Notes

- In their last game before the start of the SEC season, the Tennessee Volunteers led wire-to-wire in a 98-51 victory over Tusculum at Thompson-Boling Arena Jan. 4, 2014.
- The Vols scored the first 11 points of the game and never looked back against the NCAA Division II Tusculum squad from Greenville, Tenn.
- Senior Jordan McRae scored 19 points, 17 in the first half, to lead the Vols, and senior Jeronne Maymon finished with 16 points.
- Six Vols finished with at least 10 points, and 11 UT players scored at least one basket.
- Senior D'Montre Edwards recorded his scoring career best with the Vols, finishing with 12 points. He made three baskets -- two of them 3-pointers -- and was a perfect 4-for-4 from the free throw line.
- Darius Carter led Tusculum with 22 points, shooting 11-of-13 from the free-throw line.
- Because Tusculum is a Division II team, the Pioneers considered this game as an exhibition. All results and stats do count for the Vols.

Game #14

Tennessee (10-4, 1-0 SEC) 68
LSU (9-4, 0-1 SEC) 50

6 p.m. CT • Jan. 7, 2014 • Pete Maravich Assembly Center • Baton Rouge, La.

Tennessee	FG	3PT	FT	REBS	PF	TP	A	TO	Bl	St	Min	
05 Stokes, Jarnell	f	5-14	0-0	5-7	7-8-15	2	15	2	4	0	4	36
34 Maymon, Jeronne	f	3-8	0-0	3-4	2-3-5	2	9	1	2	0	0	32
01 Richardson, Josh	g	3-5	0-0	0-0	1-1-2	1	6	0	1	1	0	31
02 Barton, Antonio	g	5-10	4-7	0-0	1-2-3	2	14	2	3	0	0	31
52 McRae, Jordan	g	6-7	3-3	4-4	1-1-2	0	19	5	3	1	1	38
10 Ndiaye, Rawane	0-0	0-0	0-0	0-1-1	0	0	0	0	1	0	0	3
15 Thompson, Darius	0-3	0-1	0-0	0-5-1	0	0	2	2	0	1	13	
23 Reese, Derek	1-3	0-2	0-0	0-3-3	0	2	0	0	0	0	7	
32 Edwards, D'Montre	1-2	1-2	0-0	0-1-1	1	3	0	0	0	0	9	
TEAM				1-2-3								
Totals		24-52	8-15	12-15	13-27-40	9	68	12	16	2	6	200

TOTAL FG% 1st Half: 14-26 53.8% 2nd Half: 10-26 38.5% Game: 46.2%
3-Pt. FG% 1st Half: 7-11 63.6% 2nd Half: 1-4 25.0% Game: 53.3%
F Throw % 1st Half: 3-3 100% 2nd Half: 9-12 75.0% Game: 80.0%

LSU	FG	3PT	FT	REBS	PF	TP	A	TO	Bl	St	Min	
02 O'Bryant III, Johnny	f	5-11	0-0	1-1	1-6-7	3	11	2	2	3	0	29
12 Martin, Jarell	f	2-8	0-1	1-2	1-2-3	0	5	0	0	1	1	27
25 Mickey, Jordan	f	7-10	0-0	0-0	1-3-4	1	14	3	2	5	1	32
01 Hickey, Anthony	g	2-7	1-5	2-4	0-1-1	1	7	1	2	0	1	19
10 Stringer, Andre	g	0-5	0-1	0-0	2-2-4	1	0	4	0	0	0	29
05 Coleman, Shavon	2-5	0-2	0-0	1-1-2	3	4	0	0	0	0	3	21
11 Hammink, Shane	0-1	0-0	0-0	0-0-0	2	0	0	0	0	0	5	
22 Malone, Darcy	0-0	0-0	0-0	0-0-0	0	0	0	0	0	0	0	1
24 Morgan, Malik	2-7	1-3	0-0	2-2-4	2	5	0	1	0	1	21	
31 Odo, John	0-1	0-0	0-0	0-0-0	0	0	0	0	0	0	4	
55 Quarterman, Tim	2-5	0-2	0-0	0-0-0	2	4	1	2	0	2	12	
TEAM				3-0-3								
Totals		22-60	2-14	4-7	11-17-28	15	50	11	9	9	9	200

TOTAL FG% 1st Half: 11-32 34.4% 2nd Half: 11-28 39.3% Game: 36.7%
3-Pt. FG% 1st Half: 1-6 16.7% 2nd Half: 1-8 12.5% Game: 14.3%
F Throw % 1st Half: 1-2 50.0% 2nd Half: 3-5 60.0% Game: 57.1%

Officials: Doug Shows, Lee Cassell, Mike Nance
Technicals: Tennessee-None, LSU-None.
Attendance: 7,918

Points in the paint-UT 32, LSU 30. Points off turnovers-UT 11, LSU 12.
2nd chance points-UT 10, LSU 11. Fast break points-UT 4, LSU 2.
Bench points-UT 5, LSU 13. Score tied-4 times. Lead changed-1 time.
Last FG-UT 2nd-05:52, LSU 2nd-00:11.
Largest lead-UT by 20 2nd-01:06, LSU by 3 1st-18:42.

Score by Periods	1st	2nd	Total
Tennessee	38	30	68
LSU	24	26	50

Notes

- A late first-half surge propelled the Tennessee Volunteers to a 68-50 victory at LSU to open Southeastern Conference play Jan. 7, 2014.
- Thanks to a 3-pointer barrage by seniors Antonio Barton and Jordan McRae, Tennessee outscored the Tigers 18-6 in the final seven minutes of the first half to pull away at Maravich Center.
- Reigning SEC player of the week McRae led the Vols with 19 points on 6-of-7 shooting from the field, including three 3-pointers. Barton finished with 14 points, thanks to four 3-pointers in the first half.
- Junior Jarnell Stokes recorded his team-leading seventh double-double of the season to celebrate his 20th birthday, finishing with 15 points and 15 rebounds.
- Tennessee shot 54 percent from the field in the half (14 of 26) while holding LSU to just 34 percent shooting (11 of 32).
- The Vols finished the game shooting 46 percent from the floor (24 of 52). They also enjoyed a solid night at the free-throw line, making 12-of-15 shots (80 percent).
- The 18-point final margin of victory marked the most lopsided road win in the Martin era and the largest road margin of victory for the Vols since beating South Carolina by 24 points in an 80-56 win on Jan. 12, 2008.
- Freshman Jordan Mickey led LSU with 14 points on 7-of-10 shooting from the field. Johnny O'Bryant III was the only other LSU player in double figures, finishing with 11 points. O'Bryant III went on to be the 36th pick in the NBA Draft.

OUTLOOK

PLAYERS

STAFF

REVIEW

RESULTS

RECORDS

HONORS

POSTSEASON

VOLMANAC

MEDIA INFO



Game #15

Texas A&M (11-4, 2-0 SEC) 57
 Tennessee (10-5, 1-1 SEC) 56

6 p.m. ET • Jan. 11, 2014 • Thompson-Boling Arena • Knoxville, Tenn.

Texas A&M	FG	3PT	FT	REBS	PF	TP	A	TO	Bl	St	Min
14 Roberson, Kourtney	f	2-4	0-0	2-2	2-4	6	3	6	0	0	31
05 Green, Jordan	g	2-6	1-3	0-0	0-1	3	5	1	3	0	28
12 Harris, Fabyon	g	0-2	0-0	0-0	0-2	0	0	3	2	0	27
21 Caruso, Alex	g	4-10	0-0	4-8	0-2	2	12	8	1	0	37
23 Jones, Jamal	g	8-19	5-10	2-4	0-5	5	23	0	1	1	33
02 Smith, Shawn	g	2-2	0-0	0-2	0-1	0	0	0	0	0	9
04 Miller, Tavario	g	1-2	0-0	1-2	3-2	5	3	0	2	0	18
15 Fitzgerald, Davonte	g	1-3	0-0	0-0	0-1	4	2	0	0	1	7
24 Space, Antwan	g	2-2	2-2	0-0	0-0	2	6	0	0	0	10
TEAM				3-14							
Totals		20-50	8-15	9-18	8-19	27	57	12	8	4	8 200

TOTAL FG%	1st Half: 6-24 25.0%	2nd Half: 14-26 53.8%	Game: 40.0%
3-Pt. FG%	1st Half: 2-5 40.0%	2nd Half: 6-10 60.0%	Game: 53.3%
F Throw %	1st Half: 4-8 50.0%	2nd Half: 5-10 50.0%	Game: 50.0%

Tennessee	FG	3PT	FT	REBS	PF	TP	A	TO	Bl	St	Min
05 Stokes, Jarnell	f	2-5	0-0	2-2	4-15	2	6	1	4	1	24
34 Maymon, Jeronne	f	3-8	0-0	3-7	4-11	3	9	0	4	0	35
01 Richardson, Josh	g	4-8	0-1	3-3	1-0	1	3	11	2	1	0 39
02 Barton, Antonio	g	4-9	1-6	3-5	0-3	3	12	2	2	0	35
52 McRae, Jordan	g	2-8	1-6	4-4	1-0	1	4	9	4	3	1 23
04 Moore, Armani	g	0-1	0-0	0-0	0-0	0	0	0	1	0	6
15 Thompson, Darius	g	0-1	0-1	0-0	0-0	2	0	1	1	0	6
21 Davis, A.J.	g	1-1	1-1	0-0	0-0	1	3	0	1	0	9
23 Reese, Derek	g	1-1	1-1	0-0	0-4	3	3	0	0	1	10
32 Edwards, D'Montre	g	1-2	1-1	0-0	0-5	0	3	0	0	1	13
TEAM				1-12							
Totals		18-44	5-17	15-21	11-25	36	51	11	16	5	2 200

TOTAL FG%	1st Half: 10-24 41.7%	2nd Half: 8-20 40.0%	Game: 40.9%
3-Pt. FG%	1st Half: 4-10 40.0%	2nd Half: 1-7 14.3%	Game: 29.4%
F Throw %	1st Half: 8-9 88.9%	2nd Half: 7-12 58.3%	Game: 71.4%

Officials: Pat Adams, Byron Jarrett, James Breeding
Technical: Texas A&M-None, Tennessee-None.
Attendance: 18,079

Points in the paint-TAMU 22, UT 22. Points off turnovers-TAMU 20, UT 9.
 2nd chance points-TAMU 5, UT 9. Fast break points-TAMU 5, UT 8.
 Bench points-TAMU 11, UT 9. Score tied-2 times. Lead changed-2 times.
 Last FG-TAMU 2nd-00:04, UT 2nd-02:21.
 Largest lead-TAMU by 3 1st-19:38, UT by 14 1st-01:44.

Score by Periods	1st	2nd	Total
Texas A&M	18	39	57
Tennessee	32	24	56

Notes

- Antwan Space hit a 3-pointer with 4.4 seconds left in the game to give Texas A&M a stunning 57-56 win at Thompson-Boling Arena Jan. 11, 2014. Space's 3-pointer gave the Aggies their first lead since they scored the game's opening basket.
- Jordan McRae raced down the court for a shot to win at the buzzer, but his desperation 3-pointer grazed the front of the rim and the crowd of 18,079 went home disappointed.
- The Vols were led by Antonio Barton, who had 12 points. Josh Richardson added 11 for the only other double-figure scorer. Senior forward Jeronne Maymon grabbed 15 rebounds and scored nine points.
- Up by 14 at the half, Tennessee saw its lead dwindle to two with four minutes left in the game before consecutive buckets by Maymon and Richardson regained a two-possession lead with 2:21 left on the clock, 54-48.
- This was Texas A&M's first game in Knoxville as a member of the SEC.
- Texas A&M's Jamal Jones led all scorers with a career-high 23 points. Caruso chipped in with 12 points and eight assists.

Game #16

Auburn (8-5, 0-2 SEC) 67
 Tennessee (10-5, 1-1 SEC) 78

7 p.m. ET • Jan. 15, 2014 • Thompson-Boling Arena • Knoxville, Tenn.

Auburn	FG	3PT	FT	REBS	PF	TP	A	TO	Bl	St	Min
02 Payne, Allen	f	1-7	1-2	1-2	1-3	4	2	4	2	1	0 28
00 Dixon-Tatum, Asahun	c	2-5	0-0	2-2	2-6	8	6	0	2	1	0 29
01 Harrell, KT	g	5-15	3-7	2-2	0-3	3	15	2	4	0	0 30
03 Denson, Chris	g	10-18	0-1	4-7	0-3	3	24	1	3	1	0 36
13 Shamsid-Deen, Tahj	g	4-8	2-4	0-1	0-0	4	10	2	1	0	1 33
11 Wade, Dion	g	1-2	0-1	0-0	0-2	2	3	2	0	0	1 13
20 Thompson, Alex	g	1-2	1-1	0-0	0-2	0	3	0	1	0	10
21 Canada, Malcolm	g	1-2	1-1	0-0	1-0	1	3	0	0	0	7
41 Atewe, Matthew	g	0-2	0-0	0-0	1-2	3	4	0	1	0	1 14
TEAM				1-12							
Totals		25-61	8-17	9-14	6-22	28	67	8	12	3	4 200

TOTAL FG%	1st Half: 11-31 35.5%	2nd Half: 14-30 46.7%	Game: 41.0%
3-Pt. FG%	1st Half: 4-10 40.0%	2nd Half: 4-7 57.1%	Game: 47.1%
F Throw %	1st Half: 2-2 100%	2nd Half: 7-12 58.3%	Game: 64.3%

Tennessee	FG	3PT	FT	REBS	PF	TP	A	TO	Bl	St	Min
05 Stokes, Jarnell	f	4-7	0-0	6-6	4-10	14	3	3	1	1	0 38
34 Maymon, Jeronne	f	4-7	0-0	3-3	3-5	5	11	3	1	1	1 25
01 Richardson, Josh	g	7-11	1-2	0-0	0-2	2	15	1	0	0	4 38
02 Barton, Antonio	g	3-8	1-3	4-5	0-3	2	11	2	1	0	0 32
52 McRae, Jordan	g	6-14	1-3	8-12	0-5	3	21	3	5	0	0 37
15 Thompson, Darius	g	1-1	0-0	2-2	0-1	1	2	2	3	0	0 11
23 Reese, Derek	g	1-3	0-1	2-2	0-5	3	4	0	1	0	1 7
32 Edwards, D'Montre	g	0-0	0-0	0-0	0-1	0	0	0	0	0	1 2
TEAM				1-2							
Totals		26-51	3-9	23-30	8-34	42	16	78	14	15	2 6 200

TOTAL FG%	1st Half: 14-29 48.3%	2nd Half: 12-22 54.5%	Game: 51.0%
3-Pt. FG%	1st Half: 2-7 28.6%	2nd Half: 1-2 50.0%	Game: 33.3%
F Throw %	1st Half: 3-5 60.0%	2nd Half: 20-25 80.0%	Game: 76.7%

Officials: Antinio Petty, Leslie Jones, Kevin Fehr
Technical: Auburn-None, Tennessee-None.
Attendance: 14,205

Points in the paint-AU 32, UT 38. Points off turnovers-AU 16, UT 12.
 2nd chance points-AU 3, UT 6. Fast break points-AU 2, UT 17.
 Bench points-AU 8, UT 6. Score tied-0 times. Lead changed-0 times.
 Last FG-AU 2nd-00:48, UT 2nd-03:29.
 Largest lead-AU None, UT by 12 2nd-08:51.

Score by Periods	1st	2nd	Total
Auburn	28	39	67
Tennessee	33	45	78

Notes

- Tennessee knocked off Auburn, 78-67, on Jan. 15, 2014, in a game the Vols never trailed, as all five starters scored in double-figures.
- Jordan McRae (21) and Josh Richardson (15) led the UT scoring parade.
- Jeronne Maymon had 11 points and eight boards before fouling out late. Antonio Barton added 11 points for Tennessee.
- The win came with new Basketball Hall of Famer and Vols legend Bernard King sitting behind the Vols bench. With King on hand -- the Vols' all-time leader in double-doubles (62), Jarnell Stokes posted his 26th career double-double. He tallied 14 points and 14 rebounds.
- The Vols shot an impressive 51.0 from the floor and out-rebounded Auburn 42-28.
- The Vols won their eighth consecutive home game vs. the Tigers dating to 1998 and extended their overall series winning streak to six in a row.
- Vols junior Josh Richardson was the story of the first half, as he converted 6-of-8 shots from the floor for 13 points to lead all scorers over the first 20 minutes.
- Auburn continued to hang around early in the second half, closing the gap to as small as two points. But, the Vols used a 9-2 burst to pull ahead by 11 at 50-39 on a nifty under-handed layup by freshman Darius Thompson with 13:36 left in the game.
- The SEC's leading scorer, KT Harrell, poured in 15 points for the Tigers after coming into the game, averaging 19.3 ppg.

Game #17

Tennessee (11-6, 2-2 SEC)	66
#13 Kentucky (13-4, 3-1 SEC)	74

Noon ET • Jan. 18, 2014 • Rupp Arena • Lexington, Ky.

Tennessee	FG	3PT	FT	REBS	PF	TP	A	TO	Bl	St	Min
05 Stokes, Jarnell	f	8-12	0-0	4-6	7-8-15	3	20	2	0	0	35
34 Maymon, Jeronne	f	4-11	0-0	4-7	4-1-5	3	12	1	0	0	34
01 Richardson, Josh	g	2-7	0-1	0-0	1-2-3	1	4	0	1	0	30
02 Barton, Antonio	g	0-4	0-2	2-2	0-3-3	2	2	3	2	0	27
52 McRae, Jordan	g	5-14	1-7	6-8	0-1-1	4	17	2	4	0	37
04 Moore, Armani	2-4	0-1	0-0	3-0-3	4	4	1	1	0	1	15
10 Ndiaye, Rawane	1-3	0-0	0-0	2-1-3	1	2	0	1	1	0	5
15 Thompson, Darius	2-2	1-1	0-0	1-1-2	1	5	1	1	0	1	13
23 Reese, Derek	0-1	0-1	0-0	0-0-0	1	0	0	0	0	0	4
TEAM				2-2-4							
Totals	24-58	2-13	16-23	20-19-39	20	66	10	12	1	4	200
TOTAL FG%	1st Half: 14-33 42.4%	2nd Half: 10-25 40.0%		Game: 41.4%							
3-Pt. FG%	1st Half: 1-7 14.3%	2nd Half: 1-6 16.7%		Game: 15.4%							
F Throw %	1st Half: 3-4 75.0%	2nd Half: 13-19 68.4%		Game: 69.6%							

Kentucky	FG	3PT	FT	REBS	PF	TP	A	TO	Bl	St	Min
15 Cauley-Stein, Willie	f	0-5	0-0	0-0	2-1-3	2	0	0	1	2	19
30 Randle, Julius	f	6-9	1-2	5-5	1-1-2	2	18	4	1	1	33
01 Young, James	g	3-9	2-5	0-0	0-1-1	2	8	0	1	0	36
02 Harrison, Aaron	g	3-7	2-4	6-7	0-4-4	4	14	1	2	0	26
05 Harrison, Andrew	g	7-13	2-3	10-10	0-2-2	1	26	3	0	0	33
03 Polson, Jarrod	0-0	0-0	0-0	0-0-0	1	0	1	0	0	0	9
22 Poythress, Alex	1-4	0-2	2-2	1-2-3	1	4	2	1	2	0	21
25 Hawkins, Dominique	0-0	0-0	0-0	0-0-0	2	0	0	0	0	0	7
44 Johnson, Dakari	2-3	0-0	0-0	2-2-4	2	4	0	0	0	0	16
TEAM				1-4-5							
Totals	22-50	7-16	23-24	7-17-24	17	74	11	8	4	6	200
TOTAL FG%	1st Half: 11-26 42.3%	2nd Half: 11-24 45.8%		Game: 44.0%							
3-Pt. FG%	1st Half: 5-12 41.7%	2nd Half: 2-4 50.0%		Game: 43.8%							
F Throw %	1st Half: 7-7 100%	2nd Half: 16-17 94.1%		Game: 95.8%							

Officials: Tony Greene, Patrick Evans, Don Dail
 Technicals: Tennessee-None. Kentucky-None.
 Attendance: 24,246

Points in the paint-UT 38,UK 26. Points off turnovers-UT 9,UK 13.
 2nd chance points-UT 20,UK 10. Fast break points-UT 10,UK 4.
 Bench points-UT 11,UK 8. Score tied-1 time. Lead changed-3 times.
 Last FG-UT 2nd-00:07, UK 2nd-01:09.
 Largest lead-UT by 9 1st-12:16, UK by 11 2nd-04:11.

Score by Periods	1st	2nd	Total
Tennessee	32	34	66
Kentucky	34	40	74

Notes

- Tennessee once again battled hard at Rupp Arena, but for the eighth year in a row, the Vols suffered a loss on Kentucky's home floor. Tennessee lost to the 13th-ranked Wildcats, 74-66, before 24,246 on Jan. 18, 2014.
- The Vols led for nearly the entire first half and were within two possessions for the first 9:27 of the second half, but Kentucky took control of the game midway through the second.
- Jarnell Stokes had a monster game for the Vols as he tallied 20 points and grabbed 15 rebounds for his ninth double-double this season. Jordan McRae added 17 points while Jeronne Maymon scored 12.
- The Wildcats were a near perfect 23-of-24 from the foul line, making their first 17 attempts in the game.
- Tennessee cut the deficit to six two times in the final minute, but were unable to overcome Kentucky's near-perfect free-throw shooting.
- Kentucky finished the game 7-of-16 for 44 percent on 3-pointers after coming into the game shooting 30.5 from beyond the arc.
- Tennessee dominated the glass all game, out-rebounding Kentucky, 39-24, led by Stokes' massive prowess down low.
- Kentucky's twin guards, Andrew Harrison (26) and Aaron Harrison (14), combined for 40 points while Julius Randle notched 18.
- Wildcats freshman shooting guard James Young was held to just eight points and one rebound in 36 minutes of action.
- Randle went on to be the seventh overall pick in the NBA Draft. Young was selected 17th overall.
- This was the only meeting between these historic rivals all season. In years in which both programs had active teams, this was the first year since 1922 that the Vols did not face UK in Knoxville.

Game #18

Arkansas (12-6, 1-4 SEC)	74
Tennessee (12-6, 3-2 SEC)	81

8 p.m. ET • Jan. 22, 2014 • Thompson-Boling Arena • Knoxville, Tenn.

Arkansas	FG	3PT	FT	REBS	PF	TP	A	TO	Bl	St	Min
04 Clarke, Coty	f	7-14	1-1	1-1	3-6-9	4	16	3	4	0	26
10 Portis, Bobby	f	2-7	0-1	0-0	0-4-4	3	4	1	2	0	28
00 Madden, Rashad	g	4-11	1-4	6-6	3-5-8	3	15	1	2	1	30
05 Bell, Anthonly	g	1-6	1-5	0-0	0-0-0	3	15	3	0	0	19
12 Gulley, Fred	g	5-5	1-1	0-0	3-0-3	4	11	1	0	0	21
01 Wade, Mardracus	1-4	0-1	2-2	0-0-0	1	4	1	1	0	0	12
02 Harris, Alandise	0-1	0-0	0-0	0-0-0	2	0	0	1	0	1	6
03 Scott, Rickey	0-2	0-0	0-2	0-0-0	0	0	0	1	0	0	4
20 Haydar, Kikko	3-3	3-3	1-2	1-2-3	4	10	2	1	0	2	21
22 Williams, Jacorey	3-7	0-0	0-0	2-0-2	2	6	1	1	0	0	11
24 Qualls, Michael	0-3	0-1	1-2	1-1-2	1	0	0	0	0	0	10
33 Kingsley, Moses	2-2	0-0	0-2	0-4-4	3	4	0	0	3	2	12
TEAM				2-0-2							
Totals	28-65	7-17	11-17	15-22-37	29	74	14	12	4	10	200
TOTAL FG%	1st Half: 15-33 45.5%	2nd Half: 13-32 40.6%		Game: 43.1%							
3-Pt. FG%	1st Half: 4-9 44.4%	2nd Half: 3-8 37.5%		Game: 41.2%							
F Throw %	1st Half: 3-6 50.0%	2nd Half: 8-11 72.7%		Game: 64.7%							

Tennessee	FG	3PT	FT	REBS	PF	TP	A	TO	Bl	St	Min
05 Stokes, Jarnell	f	2-7	0-0	3-5	2-4-6	3	7	1	4	2	32
34 Maymon, Jeronne	f	4-5	0-0	9-10	4-5-9	3	17	1	4	0	33
01 Richardson, Josh	g	3-7	1-2	3-3	1-2-3	2	10	2	5	2	34
02 Barton, Antonio	g	2-9	1-5	2-4	2-0-2	2	7	4	0	0	28
52 McRae, Jordan	g	9-18	4-8	12-14	0-7-7	2	34	2	1	2	36
04 Moore, Armani	2-5	1-2	0-0	1-3-4	2	5	1	0	4	1	18
15 Thompson, Darius	0-1	0-1	1-2	2-3-5	0	1	2	1	0	1	13
23 Reese, Derek	0-2	0-1	0-0	1-1-2	1	0	0	0	0	0	4
32 Edwards, D'Montre	0-0	0-0	0-0	0-1-1	0	0	0	0	0	0	2
TEAM				3-0-3							
Totals	22-54	7-19	30-38	16-26-42	15	81	13	15	10	6	200
TOTAL FG%	1st Half: 11-27 40.7%	2nd Half: 11-27 40.7%		Game: 40.7%							
3-Pt. FG%	1st Half: 2-7 28.6%	2nd Half: 5-12 41.7%		Game: 36.8%							
F Throw %	1st Half: 15-17 88.2%	2nd Half: 15-21 71.4%		Game: 78.9%							

Officials: Joe Lindsay, Antinio Petty, Doug Simmons
 Technicals: Arkansas-None. Tennessee-None.
 Attendance: 14,034

Points in the paint-AR 30,UT 26. Points off turnovers-AR 20,UT 17.
 2nd chance points-AR 19,UT 7. Fast break points-AR 10,UT 4.
 Bench points-AR 25,UT 6. Score tied-10 times. Lead changed-15 times.
 Last FG-AR 2nd-00:08, UT 2nd-02:46.
 Largest lead-AR by 8 2nd-14:34, UT by 7 2nd-00:15.

Score by Periods	1st	2nd	Total
Arkansas	37	37	74
Tennessee	39	42	81

Notes

- Jordan McRae scored a season-high 34 points, including the final 13 points for the Vols, to secure an 81-74 win over Arkansas Jan. 22, 2014.
- Jeronne Maymon tallied 17 point and grabbed nine rebounds for the Vols, while Josh Richardson added 10 points.
- Arkansas went on an 11-0 run to open the largest lead of the game at 59-51 as Anthonly Bell knocked down a 3-pointer with just under 15 minutes left in the game.
- Down by two with three minutes remaining, Tennessee scored seven points in a row to take the lead it would never relinquish. What amounted to a five-point play was the turning points of the game.
- Maymon tied the game at 68 as he converted both free throws on a Kikko Haydar intentional foul with 2:52 remaining. Six seconds later, McRae knocked down a 3-pointer to give the Vols a 71-68 lead. That started the run of 13 Tennessee points in a row for McRae.
- Midway through the second half, Tennessee responded with an 8-0 run to tie the game at 63 all as Richardson knocked down his first 3-pointer of the game. The Vols buckled down on defense during that spurt, forcing the Hogs into five consecutive empty trips down the floor.
- Arkansas had a well-balanced attack led by Coty Clarke's 16. Rashad Madden (15), Fred Gulley (11) and Haydar (10) all scored in double-figures for the Razorbacks.

OUTLOOK

PLAYERS

STAFF

REVIEW

RESULTS

RECORDS

HONORS

POSTSEASON

VOLMANAC

MEDIA INFO



Game #19

Tennessee (12-7, 3-3 SEC) 67

#6 Florida (15-2, 5-0 SEC) 41

4 p.m. ET • Jan. 25, 2014 • Stephen C. O'Connell Center • Gainesville, Fla.

Tennessee	FG	3PT	FT	REBS	PF	TP	A	TO	Bl	St	Min	
05 Stokes, Jarnell	f	6-9	0-0	4-8	6-4-10	4	16	2	4	0	1	30
34 Maymon, Jeronne	f	4-8	0-0	0-0	4-3-7	2	8	0	2	0	0	29
01 Richardson, Josh	g	0-7	0-4	0-0	2-1-3	3	0	0	1	0	0	23
02 Barton, Antonio	g	1-7	0-3	0-0	1-1-2	3	2	0	1	0	0	24
52 McRae, Jordan	g	1-15	1-6	2-2	1-6-7	2	5	1	1	0	0	30
04 Moore, Armani	1-1	0-0	4-4	0-1-1	1	6	1	0	0	0	0	18
10 Ndiaye, Rawane	0-0	0-0	0-0	1-0-1	0	0	0	0	1	0	0	6
15 Thompson, Darius	1-3	0-2	0-0	0-3-5	0	2	1	0	1	0	1	17
23 Reese, Derek	0-3	0-2	0-0	0-1-1	0	0	0	0	1	0	0	7
24 Lopez, Brandon	0-0	0-0	0-0	0-0-0	0	0	0	0	0	0	0	5
31 Chievous, Quinton	0-0	0-0	0-0	0-1-1	2	0	1	0	0	0	0	5
32 Edwards, D'Montre	1-3	0-2	0-0	0-2-2	2	2	0	1	0	0	0	6
TEAM				1-1-2								
Totals	15-56	1-19	10-14	16-24-40	19	41	6	1	1	1	2	200

TOTAL FG% 1st Half: 7-26 26.9% 2nd Half: 8-30 26.7% Game: 26.8%
 3-Pt. FG% 1st Half: 1-8 12.5% 2nd Half: 0-11 0.0% Game: 5.3%
 F Throw % 1st Half: 4-7 57.1% 2nd Half: 6-7 85.7% Game: 71.4%

Florida	FG	3PT	FT	REBS	PF	TP	A	TO	Bl	St	Min	
15 Yeguete, Will	f	2-7	0-1	0-0	0-4-4	3	4	1	0	0	1	23
24 Prather, Casey	f	5-7	0-0	2-3	0-3-5	4	12	0	1	0	0	22
04 Young, Patric	c	5-7	0-0	0-1	2-3-5	3	10	0	1	0	1	22
05 Wilbekin, Scottie	g	4-8	1-2	4-5	0-3-5	1	13	1	2	0	0	32
20 Frazier, Michael	g	5-8	3-6	4-4	0-4-4	2	17	2	0	0	0	32
00 Hill, Kasey	1-6	0-1	0-0	0-3-5	1	2	3	0	0	0	1	26
10 Finney-Smith, Dorian	4-9	1-4	0-0	3-5-8	3	9	1	2	0	1	25	
11 Edwards, Lexx	0-0	0-0	0-0	0-0-0	0	0	0	0	0	0	1	
25 Walker, DeVon	0-1	0-1	0-0	0-0-0	0	0	0	0	0	1	13	
30 Kurtz, Jacob	0-0	0-0	0-0	1-0-1	0	0	0	0	0	0	2	
42 Donovan, Billy	0-1	0-1	0-0	0-0-0	0	0	0	0	0	0	2	
TEAM				1-3-4								
Totals	26-54	5-16	10-13	7-28-35	17	67	8	6	1	4	200	

TOTAL FG% 1st Half: 11-25 44.0% 2nd Half: 15-29 51.7% Game: 48.1%
 3-Pt. FG% 1st Half: 2-8 25.0% 2nd Half: 3-8 37.5% Game: 31.3%
 F Throw % 1st Half: 2-2 100% 2nd Half: 8-11 72.7% Game: 76.9%

Officials: Ted Valentine, Anthony Jordan, Jamie Luckie
 Technicals: Tennessee-None, Florida-None.
 Attendance: 12,475

Points in the paint-UM 26,UF 38. Points off turnovers-UM 4,UF 10.
 2nd chance points-UM 11,UF 9. Fast break points-UM 4,UF 6.
 Bench points-UM 10,UF 11. Score tied-3 times. Lead changed-7 times.
 Last FG-UM 2nd-00:39, UF 2nd-02:40.
 Largest lead-UM by 2 1st-19:22, UF by 32 2nd-02:40.

Score by Periods	1st	2nd	Total
Tennessee	19	22	41
Florida	26	41	67

2014 Coaches vs. Cancer Suits And Sneakers Awareness Weekend

Notes

- Sixth-ranked Florida extended its home win streak to 26 games with a 67-41 victory over Tennessee Jan. 25, 2014.
- Junior Jarnell Stokes was a force for the Vols with his 10th double-double of the season (16 points and 10 rebounds). Jeronne Maymon added eight points and seven rebounds for Tennessee, which suffered its first loss to Florida since 2011.
- Florida, the SEC's top defense, limited Tennessee to season lows in points, field-goal percentage (26.8) and 3-point field-goal percentage (1-of-19, 5.3 percent). The Vols did manage to out-rebound the Gators, 40-35.
- Florida led 26-19 at halftime as the teams grinded to an end of the half. They combined for four points -- two by each team -- in the final 5:50 of the half.
- Florida had a quartet of scorers in double-figures, led by Michael Frazier II (17), Scottie Wilbekin (13), Casey Prather (12) and Patric Young (10) also hit the mark. The Gators shot 48.1 percent from the floor.
- Florida went on to reach the Final Four.

Game #20

Ole Miss (14-6, 5-2 SEC) 70

Tennessee (13-7, 4-3 SEC) 86

8 p.m. ET • Jan. 29, 2014 • Thompson-Boling Arena • Knoxville, Tenn.

Ole Miss	FG	3PT	FT	REBS	PF	TP	A	TO	Bl	St	Min	
11 Saiz, Sebastian	f	2-3	0-0	0-0	1-1-2	0	1	4	0	0	0	24
34 Jones, Aaron	f	1-4	0-1	0-0	1-4-5	1	2	0	1	1	2	18
10 White, LaDarius	g	2-7	1-2	0-0	0-1-1	1	5	2	3	0	1	18
22 Henderson, Marshall	g	9-22	8-19	0-0	0-2-2	2	26	2	2	0	2	31
32 Summers, Jarvis	g	6-11	1-2	3-4	0-2-2	3	16	5	1	0	0	27
03 Millinghaus, Derrick	1-4	0-1	0-0	0-0-0	1	2	1	1	0	1	14	
04 Cox, Demarco	0-3	0-0	0-0	3-1-4	2	0	0	0	1	0	7	
13 Perez, Anthony	1-5	0-3	5-7	0-1-1	1	7	1	0	1	0	1	32
23 Coleby, Dwight	2-2	0-0	0-1	1-3-4	4	4	0	0	1	0	20	
24 Joessaar, Janari	2-2	0-0	0-0	1-0-1	2	4	0	0	0	0	0	9
TEAM				2-3-5								
Totals	26-63	10-28	8-12	9-18-27	17	70	11	9	2	7	200	

TOTAL FG% 1st Half: 12-35 34.3% 2nd Half: 14-28 50.0% Game: 41.3%
 3-Pt. FG% 1st Half: 4-12 33.3% 2nd Half: 6-16 37.5% Game: 35.7%
 F Throw % 1st Half: 1-3 33.3% 2nd Half: 7-9 77.8% Game: 66.7%

Tennessee	FG	3PT	FT	REBS	PF	TP	A	TO	Bl	St	Min	
05 Stokes, Jarnell	f	4-8	0-0	5-7	4-10-14	2	13	2	2	0	1	31
34 Maymon, Jeronne	f	7-9	0-0	2-2	4-5-9	2	16	0	0	0	0	30
01 Richardson, Josh	g	6-11	4-7	0-0	1-4-5	2	16	2	2	3	1	33
15 Thompson, Darius	g	2-5	1-3	2-2	0-2-2	4	7	2	0	2	0	23
52 McRae, Jordan	g	9-20	6-7	2-2	0-4-4	1	26	4	2	1	0	31
02 Barton, Antonio	1-5	0-3	2-2	0-2-2	1	4	2	1	1	0	17	
04 Moore, Armani	0-0	0-0	2-2	1-3-4	1	2	3	1	3	0	21	
10 Ndiaye, Rawane	0-1	0-0	0-0	0-0-0	0	0	0	0	1	0	2	
21 Davis, A.J.	0-1	0-0	0-0	1-0-1	1	0	0	0	0	0	4	
23 Reese, Derek	0-0	0-0	0-0	0-0-0	1	0	0	0	1	0	7	
32 Edwards, D'Montre	1-1	0-0	0-0	1-0-1	0	2	0	0	0	0	1	
TEAM				2-1-3								
Totals	30-61	11-20	15-17	14-31-45	15	86	20	12	8	4	200	

TOTAL FG% 1st Half: 14-28 50.0% 2nd Half: 16-33 48.5% Game: 49.2%
 3-Pt. FG% 1st Half: 5-11 45.5% 2nd Half: 6-9 66.7% Game: 55.0%
 F Throw % 1st Half: 8-9 88.9% 2nd Half: 8-7 87.5% Game: 88.2%

Officials: Antinio Petty, Jeffery Clark, Tim Clougherty
 Technicals: Ole Miss-None, Tennessee-None.
 Attendance: 14,341

Points in the paint-UM 24,UT 36. Points off turnovers-UM 12,UT 14.
 2nd chance points-UM 4,UT 19. Fast break points-UM 5,UT 8.
 Bench points-UM 17,UT 8. Score tied-0 times. Lead changed-0 times.
 Last FG-UM 2nd-00:05, UT 2nd-00:21.
 Largest lead-UM None, UT by 20 2nd-03:38.

Score by Periods	1st	2nd	Total
Ole Miss	29	41	70
Tennessee	41	45	86

Notes

- Tennessee picked up another impressive victory as the Vols ended Ole Miss' four-game win streak with a 86-70 victory Jan. 29, 2014.
- Senior Jordan McRae tallied 26 points as the Vols posted their sixth wire-to-wire win of the season. McRae knocked down an impressive 6-of-7 attempts from 3-point range.
- In addition to McRae, three Vols scored in double-figures including Jarnell Stokes with his 11th double-double of the season (13 points and 14 rebounds). Josh Richardson and Jeronne Maymon each tallied 16 points.
- The Vols dominated the glass, out-rebounding Ole Miss, 45-27.
 UT shot 49.2 percent (30-of-61) from the floor and knocked down a season-high-tying 11 3-pointers on 20 attempts.
- The Vols came out hot and led by double-figures for the final 12 minutes the first half on the way to a 41-29 lead at intermission.
- Rebels guard Marshall Henderson scored all 26 of his points in the game's final 27 minutes after suffering an injury 32 seconds into the game. Jarvis Summers added 16 for Ole Miss.

Game #21

Tennessee (14-7, 5-3 SEC) 76
Alabama (9-12, 3-5 SEC) 59

8 p.m. CT • Feb. 1, 2014 • Coleman Coliseum • Tuscaloosa, Ala.

Tennessee	FG	3PT	FT	REBS	PF	TP	A	TO	Bl	St	Min	
05 Stokes, Jarnell	f	7-12	0-0	8-10	4-12-16	0	22	1	1	1	0	36
34 Maymon, Jeronne	f	1-4	0-0	6-6	2-3-5	1	8	0	1	0	0	25
01 Richardson, Josh	g	4-10	3-6	1-2	1-2-3	2	12	3	0	1	0	33
15 Thompson, Darius	g	2-4	1-2	0-0	0-0-0	1	5	2	1	0	0	28
52 McRae, Jordan	g	8-14	5-10	5-6	0-2-2	2	26	4	1	0	0	38
02 Barton, Antonio	g	1-3	0-2	0-0	0-0-0	2	2	2	1	0	0	12
04 Moore, Armani	g	0-0	0-0	1-2	2-1-3	1	1	0	0	0	1	11
10 Ndiaye, Rawane	g	0-0	0-0	0-0	0-0-0	1	0	0	0	0	0	1
21 Davis, A.J.	g	0-1	0-0	0-0	0-1-1	5	0	1	0	0	1	14
24 Lopez, Brandon	g	0-0	0-0	0-0	0-0-0	0	0	0	0	0	0	1
25 Campbell, Galen	g	0-0	0-0	0-0	0-0-0	0	0	0	0	0	0	1
TEAM					0-2-2							
Totals		23-48	9-20	21-26	9-23-32	15	76	13	5	2	2	200

TOTAL FG%	1st Half: 8-27 29.6%	2nd Half: 15-21 71.4%	Game: 47.9%
3-Pt. FG%	1st Half: 6-15 40.0%	2nd Half: 3-5 60.0%	Game: 45.0%
F Throw %	1st Half: 8-10 80.0%	2nd Half: 13-16 81.3%	Game: 80.8%

Alabama	FG	3PT	FT	REBS	PF	TP	A	TO	Bl	St	Min	
11 Hale, Shannon	f	2-5	1-3	2-2	1-4-5	4	7	1	1	1	0	28
04 Engstrom, Carl	c	1-1	0-0	0-0	0-2-2	4	2	0	0	0	1	23
12 Releford, Trevor	g	7-15	2-8	7-8	0-3-3	3	23	6	2	0	0	38
21 Cooper, Rodney	g	1-4	0-2	0-0	1-1-2	2	2	0	0	0	0	19
32 Obasohan, Retin	g	1-7	0-2	4-7	1-2-3	2	6	0	2	0	0	30
00 Key, Algje	g	0-1	0-0	0-0	0-1-1	0	0	1	0	0	0	3
10 Taylor, Jimmie	g	1-1	0-0	0-2	0-0-0	2	2	0	2	0	2	12
15 Jacobs, Nick	g	6-11	0-0	1-1	4-2-6	3	13	0	0	1	0	16
20 Randolph, Levi	g	1-6	0-0	2-2	2-1-3	1	4	1	2	0	0	31
TEAM					2-4-6							
Totals		20-51	3-15	16-22	11-20-31	21	59	9	7	4	1	200

TOTAL FG%	1st Half: 9-28 32.1%	2nd Half: 11-23 47.8%	Game: 39.2%
3-Pt. FG%	1st Half: 2-11 18.2%	2nd Half: 1-4 25.0%	Game: 20.0%
F Throw %	1st Half: 3-5 60.0%	2nd Half: 13-17 76.5%	Game: 72.7%

Officials: Lee Cassell, John Hampton, Chuck Jones
Technical: Tennessee-None, Alabama-None.
Attendance: 12,620

Points in the paint-UT 24,UA 24. Points off turnovers-UT 10,UA 2.
2nd chance points-UT 16,UA 13. Fast break points-UT 2,UA 4.
Bench points-UT 3,UA 19. Score tied-0 times. Lead changed-0 times.
Last FG-UT 2nd-01:57, UA 2nd-00:34.
Largest lead-UT by 23 2nd-01:57, UA None.

Score by Periods	1st	2nd	Total
Tennessee	30	46	76
Alabama	23	36	59

Notes

- Senior Jordan McRae scored 26 and junior Jarnell Stokes had a season-high 22 points and 16 rebounds as Tennessee knocked off Alabama, 76-59, Feb. 1, 2014.
- The Vols' 10th all-time win at Coleman Coliseum (10-26) and just their fourth win in Tuscaloosa since 1981, spanning 22 games.
- The loss was the worst home defeat for the Crimson Tide since falling by 26 to Clemson on Jan. 1, 2008, 87-61. It also was Alabama's largest margin of defeat in an SEC game since 2003.
- The Vols shot 48 percent from the floor in the game, including 71.4 percent in the second half (15-21). Tennessee drained nine 3-pointers.
- Tennessee committed just five turnovers. It was the third time of the season the Vols had five miscues -- which is the fewest in any game since 1992.
- Alabama was led by senior point guard Trevor Releford and his 23 points.

Game #22

Tennessee (14-8, 5-4 SEC) 60
Vanderbilt (13-8, 5-4 SEC) 64

7 p.m. CT • Feb. 5, 2014 • Memorial Gym • Nashville, Tenn.

Tennessee	FG	3PT	FT	REBS	PF	TP	A	TO	Bl	St	Min	
05 Stokes, Jarnell	f	3-8	0-0	5-8	6-8-14	1	11	3	0	0	0	38
34 Maymon, Jeronne	f	4-11	0-0	1-1	6-5-11	4	9	0	2	0	0	36
01 Richardson, Josh	g	6-12	2-5	0-0	1-0-1	2	14	0	0	0	0	35
15 Thompson, Darius	g	0-2	0-2	0-0	0-0-0	2	0	5	1	0	2	18
52 McRae, Jordan	g	6-18	3-10	1-2	1-3-4	3	16	2	1	1	0	38
02 Barton, Antonio	g	2-8	2-6	0-0	1-5-6	1	6	0	1	0	0	22
04 Moore, Armani	g	1-1	0-0	0-0	0-0-0	1	2	0	0	0	0	7
21 Davis, A.J.	g	1-1	0-0	0-0	1-0-1	1	2	0	0	2	0	6
TEAM					4-0-4							
Totals		23-61	7-23	7-11	20-21-41	15	60	10	8	3	2	200

TOTAL FG%	1st Half: 10-25 40.0%	2nd Half: 13-36 36.1%	Game: 37.7%
3-Pt. FG%	1st Half: 4-11 36.4%	2nd Half: 3-12 25.0%	Game: 30.4%
F Throw %	1st Half: 2-4 50.0%	2nd Half: 5-7 71.4%	Game: 63.6%

Vanderbilt	FG	3PT	FT	REBS	PF	TP	A	TO	Bl	St	Min	
00 Odom, Rod	f	8-12	4-7	6-8	2-3-5	4	26	0	0	1	0	38
35 Siakam, James	f	4-6	0-0	1-2	1-2-3	3	9	1	3	2	0	26
30 Jones, Damian	c	3-7	0-0	3-4	0-2-2	5	9	0	0	3	0	27
11 Fuller, Kyle	g	6-11	0-2	0-3	0-2-2	1	12	10	2	0	2	38
24 Parker, Dai-Jon	g	2-7	2-4	0-0	1-6-7	1	6	2	0	0	1	40
03 Komet, Luke	g	0-2	0-2	0-0	0-1-1	0	0	0	0	1	0	14
14 Josephs, Carter	g	0-0	0-0	0-0	0-0-0	1	0	0	0	0	0	2
34 Moats, Shelby	g	1-1	0-0	0-0	1-0-1	1	2	1	0	0	0	15
TEAM					2-3-5							
Totals		24-46	6-15	10-17	7-19-26	16	64	14	6	3	2	200

TOTAL FG%	1st Half: 15-25 60.0%	2nd Half: 9-21 42.9%	Game: 52.2%
3-Pt. FG%	1st Half: 4-8 50.0%	2nd Half: 2-7 28.6%	Game: 40.0%
F Throw %	1st Half: 2-5 40.0%	2nd Half: 8-12 66.7%	Game: 58.8%

Officials: Doug Shows, Mike Nance, Kevin Fehr
Technical: Tennessee-None, Vanderbilt-None.
Attendance: 10,733

Points in the paint-UT 22,VU 34. Points off turnovers-UT 4,VU 11.
2nd chance points-UT 18,VU 5. Fast break points-UT 4,VU 6.
Bench points-UT 10,VU 2. Score tied-5 times. Lead changed-1 time.
Last FG-UT 2nd-00:16, VU 2nd-00:49.
Largest lead-UT by 3 1st-15:37, VU by 12 2nd-19:29.

Score by Periods	1st	2nd	Total
Tennessee	26	34	60
Vanderbilt	36	28	64

Notes

- The Tennessee Volunteers rallied from a 12-point deficit but could not complete the comeback in a 64-60 loss to Vanderbilt at Memorial Gym Feb. 5, 2014.
- Senior Jordan McRae finished with 16 points to lead Tennessee. Junior Jarnell Stokes contributed his team-leading 13th double-double of the season with 11 points and 14 rebounds.
- Trailing by as many as 12 points, the Vols slowly chipped away at Vanderbilt's lead in the second half. UT senior Jeronne Maymon tied the game at 53-53 on a layup from Darius Thompson with 6:35 left.
- Vanderbilt answered in the next possession -- a 3-pointer by Dai-Jon Parker -- and led the rest of the way.
- The Commodores' scoring came in bunches in the first half. Vanderbilt had three 6-0 runs during the opening 20 minutes, including a run to close out the half.
- Strong second-half rebounding helped the Vols get back in the game. Tennessee out-rebounded Vanderbilt 41 to 26 in the game and collected 20 offensive rebounds, compared to just seven for Vanderbilt.
- Rod Odom led Vanderbilt with 26 points. He shot 8-of-12 from the field.



Game #23

South Carolina (8-15, 1-9 SEC) 53
 Tennessee (15-8, 6-4 SEC) 72

3 p.m. ET • Feb. 8, 2014 • Thompson-Boling Arena • Knoxville, Tenn.

South Carolina	FG	3PT	FT	REBS	PF	TP	A	TO	Bl	St	Min
21 Henry, Demetrius	f	1-4	0-0	0-0	1-0-1	5	2	0	1	0	12
24 Carrera, Michael	f	0-2	0-0	0-0	1-1-2	0	0	0	0	1	5
00 Thornwell, Sindarius	g	5-18	1-6	4-6	2-1-3	3	15	4	4	1	35
01 Williams, Brenton	g	2-8	1-4	3-3	2-2-4	0	8	2	1	0	34
10 Notice, Duane	g	4-10	0-1	1-1	1-3-4	2	9	0	2	0	36
14 Chatkevicius, L.	3-4	0-0	0-0	0-3-3	2	6	2	3	2	3	19
20 Mckie, Justin	0-0	0-0	0-0	0-0-0	0	0	0	1	0	0	4
25 Kacinas, Mindaugas	1-3	0-0	1-2	3-3-3	3	3	0	1	0	2	20
32 Ringer, Desmond	1-1	0-0	1-1	2-1-3	0	3	0	1	0	0	9
35 Steele, Brian	3-6	1-3	0-0	1-3-4	2	7	0	0	0	0	26
TEAM				1-0-1							
Totals	20-56	3-14	10-13	14-17-31	17	53	8	14	4	9	200

TOTAL FG% 1st Half: 8-29 27.6% 2nd Half: 12-27 44.4% Game: 35.7%
 3-Pt. FG% 1st Half: 2-7 28.6% 2nd Half: 1-7 14.3% Game: 21.4%
 F Throw % 1st Half: 4-6 66.7% 2nd Half: 6-7 85.7% Game: 76.9%

Tennessee	FG	3PT	FT	REBS	PF	TP	A	TO	Bl	St	Min
05 Stokes, Jarnell	f	6-11	0-0	5-9	3-5-8	1	17	2	1	3	27
34 Maymon, Jeronne	f	5-7	0-0	0-1	3-5-8	0	10	1	3	0	29
01 Richardson, Josh	g	3-3	0-0	0-0	0-2-2	3	6	0	2	1	20
15 Thompson, Darius	g	1-3	0-2	0-0	0-3-3	0	2	4	0	0	23
52 McRae, Jordan	g	8-14	6-8	2-4	1-2-3	3	24	3	2	1	34
02 Barton, Antonio	1-5	0-2	2-2	0-2-2	0	4	2	1	0	0	17
04 Moore, Armani	4-6	1-2	0-0	1-2-3	2	9	0	0	0	0	17
10 Ndiaye, Rawane	0-0	0-0	0-0	0-0-0	1	0	0	1	0	0	2
21 Davis, A.J.	0-1	0-0	0-0	0-1-1	2	0	1	1	0	1	18
23 Reese, Derek	0-0	0-0	0-0	2-0-2	0	0	0	0	0	0	1
32 Edwards, D'Montre	0-3	0-2	0-0	0-1-1	2	0	2	1	0	0	12
TEAM				2-1-3							
Totals	28-53	7-16	9-16	12-24-36	14	72	15	13	5	10	200

TOTAL FG% 1st Half: 18-31 58.1% 2nd Half: 10-22 45.5% Game: 52.8%
 3-Pt. FG% 1st Half: 5-10 50.0% 2nd Half: 2-6 33.3% Game: 43.8%
 F Throw % 1st Half: 4-7 57.1% 2nd Half: 5-9 55.6% Game: 56.3%

Officials: Pat Adams, Kipp Kissinger, Jeff Smith
 Technicals: South Carolina-None, Tennessee-None.
 Attendance: 17,215

Points in the paint-SC 28,UT 38. Points off turnovers-SC 12,UT 10.
 2nd chance points-SC 7,UT 13. Fast break points-SC 8,UT 8.
 Bench points-SC 19,UT 13. Score tied-0 times. Lead changed-0 times.
 Last FG-SC 2nd-01:00, UT 2nd-02:26.
 Largest lead-SC None, UT by 24 2nd-16:57.

Score by Periods	1st	2nd	Total
South Carolina	22	31	53
Tennessee	45	27	72

Notes

- Tennessee beat South Carolina for the 13th consecutive time with a dominating 72-53 victory before 17,215 at Thompson-Boling Arena Feb. 8, 2014.
- Playing his 100th career game, senior guard Jordan McRae tallied 24 points for his 57th career game in double-figures.
- Junior Jarnell Stokes posted 17 points and eight rebounds, while senior Jeronne Maymon added 10 points and eight rebounds.
- Sophomore guard Armani Moore tied his career-high with nine points.
- The Vols opened the game on a 16-2 run and never looked back.
- Tennessee led 45-22 at halftime as McRae (20) and Stokes (13) combined for 33 points.
- Tennessee shot .528 as a team and led by as many as 24 points.
- Sindarius Thornwell led the Gamecocks with 15 points, four assists and four steals.

Game #24

#3 Florida (22-2, 11-0 SEC) 67
 Tennessee (15-9, 6-5 SEC) 58

7 p.m. ET • Feb. 11, 2014 • Thompson-Boling Arena • Knoxville, Tenn.

Florida	FG	3PT	FT	REBS	PF	TP	A	TO	Bl	St	Min
15 Yeguate, Will	f	2-3	1-1	1-1	2-3-5	0	6	0	2	0	25
24 Prather, Casey	f	2-7	1-1	4-6	3-5-8	2	9	1	4	1	25
04 Young, Patric	c	3-7	0-0	0-0	5-1-6	5	6	0	0	0	23
05 Wilbekin, Scottie	g	5-17	1-6	10-12	1-2-3	1	21	6	0	0	35
20 Frazier, Michael	g	4-10	3-6	0-0	1-1-2	2	11	0	0	1	32
00 Hill, Kasey	2-6	0-2	0-1	0-0-0	1	4	0	2	0	2	20
10 Finney-Smith, Dorian	1-6	0-3	2-2	3-2-5	3	4	3	2	0	1	27
23 Walker, Chris	0-0	0-0	0-0	1-2-3	2	0	0	2	0	0	5
25 Walker, DeVon	2-2	2-2	0-0	0-0-0	1	6	0	0	0	1	8
TEAM				2-5-7							
Totals	21-58	8-21	17-22	18-21-39	17	67	10	12	2	10	200

TOTAL FG% 1st Half: 12-33 36.4% 2nd Half: 9-25 36.0% Game: 36.2%
 3-Pt. FG% 1st Half: 5-14 35.7% 2nd Half: 3-7 42.9% Game: 38.1%
 F Throw % 1st Half: 4-6 66.7% 2nd Half: 13-16 81.3% Game: 77.3%

Tennessee	FG	3PT	FT	REBS	PF	TP	A	TO	Bl	St	Min
05 Stokes, Jarnell	f	7-11	0-0	6-10	5-6-11	4	20	2	0	0	35
34 Maymon, Jeronne	f	1-2	0-0	0-1	2-7-9	2	2	1	8	3	34
01 Richardson, Josh	g	5-11	3-6	0-0	0-4-4	2	13	0	1	2	34
15 Thompson, Darius	g	0-2	0-0	0-0	1-0-1	2	0	1	0	0	17
52 McRae, Jordan	g	6-16	2-6	3-4	1-2-3	0	17	1	5	2	37
02 Barton, Antonio	3-6	0-2	0-0	0-1-1	4	6	3	0	1	1	23
04 Moore, Armani	0-0	0-0	0-2	0-2-2	3	0	0	1	0	0	11
21 Davis, A.J.	0-0	0-0	0-0	0-1-1	1	0	0	1	0	0	9
TEAM											
Totals	22-48	5-14	9-17	9-23-32	18	58	8	15	9	7	200

TOTAL FG% 1st Half: 15-24 62.5% 2nd Half: 7-24 29.2% Game: 45.8%
 3-Pt. FG% 1st Half: 3-6 50.0% 2nd Half: 2-8 25.0% Game: 35.7%
 F Throw % 1st Half: 1-5 20.0% 2nd Half: 8-12 66.7% Game: 52.9%

Officials: Joe Lindsay, Don Daily, Joe DeRosa
 Technicals: Florida-None, Tennessee-None.
 Attendance: 18,009

Points in the paint-UF 26,UT 22. Points off turnovers-UF 19,UT 8.
 2nd chance points-UF 7,UT 7. Fast break points-UF 9,UT 6.
 Bench points-UF 14,UT 6. Score tied-4 times. Lead changed-3 times.
 Last FG-UF 2nd-02:24, UT 2nd-00:25.
 Largest lead-UF by 9 2nd-00:38, UT by 6 1st-03:51.

Score by Periods	1st	2nd	Total
Florida	33	34	67
Tennessee	34	24	58

Notes

- Tennessee battled to the end, but suffered a 67-58 loss to No. 3-ranked Florida, as the Gators extended their winning streak to 16 games Feb. 11, 2014.
- The Vols were within one point with less than four minutes to go, but Florida knocked down a pair of 3-pointers, which proved to be the final blow to the Vols' upset hopes.
- Those two late 3-pointers were nailed the Gators' top two scorers in the game, Scottie Wilbekin (21 points) and Michael Frazier II (11 points).
- Junior Jarnell Stokes had his 14th double-double of the season with 20 points and 11 rebounds. Jordan McRae scored 17, and Josh Richardson added 13 for the Vols.
- With the game tied at 44 at the 15-minute mark, Florida went on a 9-2 burst to take a 53-46 lead on a spinning layup by Kasey Hill with 10:30 remaining. The Vols had several chances to close the deficit, but couldn't convert on the offensive end.
- A Stokes 3-point play with 4:32 brought the Vols within one at 55-54.
- Florida was held without a field goal for seven minutes before Frazier ended an 0-for-8 drought on a 3-point field goal with 3:32 left to play. That returned Florida's lead to two possessions at 58-54.
- Tennessee made just one basket in the final 4:32.
- Florida went on to reach the Final Four.

Game #25

Tennessee (15-10, 6-6 SEC) 70
 Missouri (18-7, 6-6 SEC) 75

3 p.m. CT • Feb. 15, 2014 • Mizou Arena • Columbia, Mo.

Tennessee	FG	3PT	FT	REBS	PF	TP	A	TO	Bl	St	Min
05 Stokes, Jarnell	f	6-7	0-0	1-2	3-5	8	13	3	2	1	39
34 Maymon, Jeronne	f	2-6	0-0	1-3	5-2	4	5	0	3	1	26
01 Richardson, Josh	g	3-9	1-4	9-11	1-1	2	16	1	0	2	36
15 Thompson, Darius	g	1-2	0-1	0-0	0-1	3	2	1	0	0	20
52 McRae, Jordan	g	10-23	3-11	8-8	0-6	4	31	2	0	0	38
02 Barton, Antonio	g	0-7	0-4	2-3	1-0	1	2	2	2	0	22
04 Moore, Armani	g	0-1	0-1	0-0	1-0	1	0	0	0	0	4
21 Davis, A.J.	g	0-0	0-0	0-0	0-1	1	0	0	0	0	3
23 Reese, Derek	g	0-0	0-0	1-2	1-2	3	2	1	0	0	12
TEAM				4-0-4							
Totals		22-55	4-21	22-29	16-18-34	22	70	9	11	4	3 200

TOTAL FG%	1st Half: 13-29 44.8%	2nd Half: 9-26 34.6%	Game: 40.0%
3-Pt. FG%	1st Half: 1-6 16.7%	2nd Half: 3-15 20.0%	Game: 19.0%
F Throw %	1st Half: 10-11 90.9%	2nd Half: 12-18 66.7%	Game: 75.9%

Missouri	FG	3PT	FT	REBS	PF	TP	A	TO	Bl	St	Min
03 Williams III, Johnathan	f	3-3	0-0	4-6	1-4	5	10	0	0	1	22
44 Rosburg, Ryan	g	0-0	0-0	2-2	0-0	4	2	0	0	0	13
05 Clarkson, Jordan	g	3-11	0-0	1-1	0-5	2	7	3	1	0	34
32 Brown, Jabari	g	8-12	2-2	6-7	0-5	2	24	0	3	0	38
33 Ross, Earnest	g	4-8	0-0	7-9	1-3	4	15	3	2	0	37
01 Clark, Wes	g	0-1	0-1	0-0	0-0	0	0	0	1	0	11
02 Criswell, Tony	g	2-3	1-2	0-0	0-1	4	5	2	1	0	16
11 Rector, Shane	g	0-0	0-0	0-0	0-0	1	0	0	0	0	0+
24 Jones, Torren	g	4-5	0-0	0-0	4-15	4	8	0	0	1	14
45 Post, Keanau	g	2-3	0-0	0-1	1-2	3	0	0	0	0	15
TEAM											
Totals		26-46	3-5	20-26	7-21-28	22	75	8	11	4	6 200

TOTAL FG%	1st Half: 16-26 61.5%	2nd Half: 10-20 50.0%	Game: 56.5%
3-Pt. FG%	1st Half: 3-4 75.0%	2nd Half: 0-1 0.0%	Game: 60.0%
F Throw %	1st Half: 6-9 66.7%	2nd Half: 14-17 82.4%	Game: 76.9%

Officials: Tony Greene, Lamar Simpson, Marc Ellard
Technical: Tennessee-None, Missouri-None.
Attendance: 14,132

Points in the paint-UT 26,MIZ 40. Points off turnovers-UT 15,MIZ 23.
 2nd chance points-UT 16,MIZ 14. Fast break points-UT 0,MIZ 12.
 Bench points-UT 3,MIZ 17. Score tied-7 times. Lead changed-10 times.
 Last FG-UT 2nd-03:57, MIZ 2nd-02:12.
 Largest lead-UT by 4 2nd-10:48, MIZ by 13 1st-10:15.

Score by Periods	1st	2nd	Total
Tennessee	37	33	70
Missouri	41	34	75

Notes

- Tennessee rallied from down by as many as 13 to lead in the second half, but Missouri outlasted the Vols to win, 75-70, on Feb. 15, 2014. Tennessee had two opportunities to tie the game in the final seconds, but couldn't.
- Senior Jordan McRae led all scorers with 31 points, his fourth career 30-point game.
- Juniors Josh Richardson (16) and Jarnell Stokes (13) combined for 29 points.
- McRae tied the game at 62 on a 3-pointer with 5:40 left. But Missouri guard Jabari Brown's jumper seconds later recaptured the lead for the Tigers, 64-62. Mizou held the lead the rest of the way.
- Tigers point guard Jordan Clarkson, who had three points in the game's first 35 minutes, hit two jumpers late in the game. The second put the Tigers ahead, 70-65 with 2:12 left in the game. Those shots proved to be the final blows to the Vols' chances.
- Tremendous pressure by the Vols' defense resulted in Derek Reese coming away up a steal with 27.2 left, giving Tennessee a chance to tie the game.
- Richardson was fouled with 18.1 seconds left and made both free throws to get within one, 71-70. Brown answered with a pair of foul shots with 15.2 seconds left in the game to put Mizou up 73-70.
- The Vols had a chance to tie the game, but McRae's 3-pointer hit the front rim with eight seconds left. The rebound went out of bounds off Missouri, giving Tennessee another chance to tie the game. But the Vols turned the ball over on the inbound, and Johnathan Williams III made a pair of free throws to secure the five-point win for the Tigers, 75-70.
- Missouri hit 8-of-9 to start the game as the Tigers jumped out to a 24-11 lead with 11 minutes left in the first half.
- Missouri was led by Brown (24 points) and Earnest Ross (15 points).
- Clarkson went on to be selected 46th overall in June's NBA Draft.

Game #26

Georgia (14-11, 8-5 SEC) 48
 Tennessee (16-10, 7-6 SEC) 67

9 p.m. ET • Feb. 18, 2014 • Thompson-Boling Arena • Knoxville, Tenn.

Georgia	FG	3PT	FT	REBS	PF	TP	A	TO	Bl	St	Min
02 Thornton, Marcus	f	3-8	1-1	0-0	0-2	2	3	0	1	0	22
15 Williams, Dontre	f	1-3	0-0	0-0	2-1	3	1	2	1	0	17
31 Morris, Brandon	f	2-5	0-0	4-4	0-3	1	8	2	2	1	26
Mann, Charles	g	2-6	0-1	1-2	1-3	4	5	3	2	0	22
12 Gaines, Kenny	g	5-10	3-7	0-1	1-1	2	13	1	0	0	28
03 Parker, Juwan	g	0-3	0-1	0-0	0-1	2	1	0	1	0	12
05 Dixon, Tim	g	0-4	0-0	0-0	1-0	1	0	0	0	1	11
10 Echols, Taylor	g	0-0	0-0	0-0	0-0	0	0	0	0	1	0
11 Forte, Cameron	g	0-3	0-0	0-0	1-1	2	0	0	0	0	10
24 Kessler, Houston	g	0-0	0-0	0-0	0-1	0	0	0	0	0	2
25 Geno, Kenny Paul	g	0-0	0-0	0-0	0-0	1	0	0	0	0	2
30 Frazier, J.J.	g	4-5	2-3	2-2	0-2	2	12	0	2	0	18
41 Cannon, John	g	0-2	0-0	0-0	1-1	2	1	0	2	1	10
42 Djuricic, Nemanja	g	0-1	0-0	1-2	1-2	3	1	0	1	0	16
TEAM				2-2-4							
Totals		17-50	6-13	8-11	10-20-30	18	48	8	13	6	200

TOTAL FG%	1st Half: 11-26 42.3%	2nd Half: 6-24 25.0%	Game: 34.0%
3-Pt. FG%	1st Half: 4-6 66.7%	2nd Half: 2-7 28.6%	Game: 46.2%
F Throw %	1st Half: 2-2 100%	2nd Half: 6-9 66.7%	Game: 72.7%

Tennessee	FG	3PT	FT	REBS	PF	TP	A	TO	Bl	St	Min
05 Stokes, Jarnell	f	9-13	0-0	2-5	4-7	10	20	3	2	3	35
34 Maymon, Jeronne	f	3-4	0-0	1-1	1-2	3	4	7	1	1	0
01 Richardson, Josh	g	4-10	1-3	1-2	1-1	2	10	0	0	2	34
15 Thompson, Darius	g	1-3	0-1	0-0	0-2	2	2	0	1	0	16
52 McRae, Jordan	g	2-5	0-2	7-10	0-4	0	11	1	1	1	31
02 Barton, Antonio	g	4-7	4-7	0-0	0-2	2	12	3	2	0	24
04 Moore, Armani	g	0-4	0-1	0-0	0-3	2	0	0	0	1	17
10 Ndiaye, Rawane	g	0-2	0-0	0-0	2-3	0	0	0	0	0	1
23 Reese, Derek	g	2-5	1-4	0-0	0-1	1	5	0	0	1	15
TEAM				3-3-6							
Totals		25-53	6-18	11-18	11-26-37	11	67	8	8	7	200

TOTAL FG%	1st Half: 14-33 42.4%	2nd Half: 11-20 55.0%	Game: 47.2%
3-Pt. FG%	1st Half: 2-11 18.2%	2nd Half: 4-7 57.1%	Game: 33.3%
F Throw %	1st Half: 4-4 100%	2nd Half: 7-14 50.0%	Game: 61.1%

Officials: Tony Greene, Ted Valentine, James Breeding
Technical: Georgia-None, Tennessee-None.
Attendance: 13,852

Points in the paint-UGA 18,UT 34. Points off turnovers-UGA 8,UT 11.
 2nd chance points-UGA 5,UT 8. Fast break points-UGA 0,UT 4.
 Bench points-UGA 13,UT 17. Score tied-4 times. Lead changed-6 times.
 Last FG-UGA 2nd-05:36, UT 2nd-02:37.
 Largest lead-UGA by 3 1st-18:08, UT by 19 2nd-01:57.

Score by Periods	1st	2nd	Total
Georgia	28	20	48
Tennessee	34	33	67

Notes

- A strong inside-outside game led by forward Jarnell Stokes and point guard Antonio Barton guided the Vols to a 67-48 victory over Georgia Feb. 18, 2014, at Thompson-Boling Arena.
- Stokes dominated in the post on both ends of the floor as he had 20 points, 11 rebounds and three blocks along with three assists and a steal. The junior notched his SEC-leading 15 double-double and shot 9-of-13 from the floor.
- Barton caught fire from long distance, making 4-of-7 shots from 3-point range to finish with 12 points.
- Junior guard Josh Richardson scored 10 for Tennessee, marking his sixth time scoring in double figures in seven contests.
- Tennessee held Georgia scoreless over the final 3:34 as the Bulldogs had a season-low 48 points.
- Kenny Gaines led Georgia with 13 points, while J.J. Frazier set a career-high with 12 points, including 10 in the first half.



Game #27

Tennessee (16-11, 7-7 SEC) 65
 Texas A&M (16-11, 7-7 SEC) OT 68
 2 p.m. CT • Feb. 22, 2014 • Reed Arena • College Station, Texas

Tennessee	FG	3PT	FT	REBS	PF	TP	A	TO	Bl	St	Min	
01 Richardson, Josh	g	4-10	1-2	2-2	0-2-2	3	11	2	2	1	2	39
05 Stokes, Jarnell	f	6-10	0-0	4-6	7-9-16	3	16	4	1	1	0	43
15 Thompson, Darius	g	0-3	0-2	0-0	0-2-2	0	0	1	1	0	0	14
34 Maymon, Jeronne	f	7-9	0-0	2-3	2-11-15	2	16	1	4	1	1	38
52 McRae, Jordan	g	6-14	2-5	6-9	0-2-2	3	20	3	3	0	0	38
02 Barton, Antonio	g	0-5	0-4	2-2	0-2-2	3	2	1	1	0	1	32
04 Moore, Armani	g	0-2	0-2	0-2	0-0-0	0	0	2	0	0	1	12
23 Reese, Derek	0-1	0-0	0-0	0-0-0	1	0	0	1	1	0	9	
TEAM				0-1-1								
Totals	23-54	3-15	16-24	9-29-38	15	65	14	14	4	5	225	

TOTAL FG%	1st Half: 11-28 39.3%	2nd Half: 11-23 47.8%	Game: 42.6%
3-Pt. FG%	1st Half: 2-7 28.6%	2nd Half: 1-7 14.3%	Game: 20.0%
F Throw %	1st Half: 3-8 37.5%	2nd Half: 9-12 75.0%	Game: 66.7%

Texas A&M	FG	3PT	FT	REBS	PF	TP	A	TO	Bl	St	Min	
02 Smith, Shawn	g	1-3	0-0	1-2	0-1-1	1	3	0	2	0	0	21
14 Roberson, Kourtney	f	5-7	0-0	0-0	0-4-4	5	10	0	0	0	3	31
21 Caruso, Alex	g	6-9	0-3	2-3	0-4-4	5	14	7	0	1	0	30
23 Jones, Jamal	g	4-14	2-4	4-4	0-3-3	3	14	0	2	1	0	29
24 Space, Antwan	f	2-7	2-5	0-0	1-6-7	3	6	0	2	2	2	35
04 Miller, Tavorio	1-1	0-0	0-2	0-5-5	2	2	0	0	0	0	14	
05 Green, Jordan	3-8	0-2	0-0	0-1-1	1	6	3	2	0	1	31	
12 Harris, Fabyon	4-5	3-3	2-2	1-2-3	1	15	2	0	0	0	30	
45 Johns, Dylan	0-1	0-0	0-0	0-0-0	0	0	0	0	0	0	4	
TEAM				0-1-1								
Totals	26-55	7-17	9-13	2-27-29	21	68	12	8	3	7	225	

TOTAL FG%	1st Half: 10-28 35.7%	2nd Half: 13-22 59.1%	Game: 47.3%
3-Pt. FG%	1st Half: 3-7 42.9%	2nd Half: 3-8 37.5%	Game: 41.2%
F Throw %	1st Half: 1-4 25.0%	2nd Half: 6-7 85.7%	Game: 69.2%

Officials: Mike Nance, Patrick Evans, Mike Thibodeaux
Technical: Tennessee-None. Texas A&M-None.
Attendance: 6,432

Points in the paint-UT 32,TAMU 36. Points off turnovers-UT 6,TAMU 14.
 2nd chance points-UT 8,TAMU 4. Fast break points-UT 8,TAMU 6.
 Bench points-UT 2,TAMU 21. Score tied-11 times. Lead changed-9 times.
 Last FG-UT 01-02:56, TAMU 01-00:04.
 Largest lead-UT by 4 2nd-17:17, TAMU by 8 2nd-03:20.

Score by Periods	1st	2nd	OT	Total
Tennessee	27	32	6	65
Texas A&M	24	35	9	68

Notes

- For the second time of the season, Texas A&M's Antwan Space hit a game-winning 3-pointer in the final seconds to beat Tennessee as the Aggies handed the Vols a 68-65 overtime defeat on Feb. 22, 2014.
- Space -- who had made just seven 3-pointers all season -- hit one of those triples to beat the Vols on Jan. 11, in Knoxville, as time expired.
- The Vols' Jarnell Stokes sent the game to overtime as he converted a layup with 0:00.8 left in regulation and was fouled by Alex Caruso. That tied the game at 59. Stokes then missed the and-1 free throw, sending the game to overtime.
- The Vols appeared to have hit a game-winning 3-pointer by point guard Antonio Barton with mere seconds remaining, but the Tennessee bench had called timeout, nullifying the basket. The game clock was reset to 2.4 seconds, setting the stage for Stokes' overtime-forcing play.
- Jordan McRae led Tennessee with 20 points for his 24th game of the season scoring in double-figures.
- Stokes continued his monster play late in the season as he had 16 points and 16 rebounds for his SEC-leading 16 double-double the year.
- Fellow forward Jeronne Maymon had his third double-double of the season with 16 points and 13 rebounds.
- Texas A&M outscored the Vols, 21-2 in bench points.
- The Aggies were led by Jamal Jones, who scored 14 points, and Alex Caruso, who also had 14 before fouling out on the final play of regulation. Fabyon Harris scored 13 points, and Kourtney Roberson added 10.

Game #28

Tennessee (17-11, 8-7 SEC) 75
 Mississippi State (13-15, 3-12 SEC) 68
 7 p.m. CT • Feb. 26, 2014 • Humphrey Coliseum • Starkville, Miss.

Tennessee	FG	3PT	FT	REBS	PF	TP	A	TO	Bl	St	Min	
05 Stokes, Jarnell	f	7-15	0-0	0-1	5-4-9	3	14	0	4	1	0	35
34 Maymon, Jeronne	f	4-10	0-0	2-2	5-6-11	2	10	0	2	0	1	31
01 Richardson, Josh	g	1-9	1-5	4-4	0-1-1	2	7	2	2	0	2	34
02 Barton, Antonio	g	1-6	0-4	2-3	1-0-1	1	4	4	0	1	0	28
52 McRae, Jordan	g	9-19	4-8	7-8	2-8-10	4	29	4	1	1	0	36
04 Moore, Armani	3-5	0-2	2-2	1-3-4	3	8	1	2	0	3	19	
15 Thompson, Darius	1-1	1-1	0-0	1-2-3	3	3	1	0	0	0	12	
23 Reese, Derek	0-1	0-1	0-0	0-1-1	2	0	0	0	0	0	5	
TEAM				2-1-3								
Totals	26-66	6-21	17-20	17-26-43	20	75	12	11	3	6	200	

TOTAL FG%	1st Half: 14-31 45.2%	2nd Half: 12-35 34.3%	Game: 39.4%
3-Pt. FG%	1st Half: 3-9 33.3%	2nd Half: 3-12 25.0%	Game: 28.6%
F Throw %	1st Half: 4-4 100%	2nd Half: 13-16 81.3%	Game: 85.0%

Mississippi State	FG	3PT	FT	REBS	PF	TP	A	TO	Bl	St	Min	
20 Gavin Ware	f	2-5	0-0	2-2	3-4-7	2	6	0	0	1	2	23
25 Roquez Johnson	f	6-13	0-0	7-10	1-3-4	1	19	0	2	0	0	35
04 Trivante Bloodman	g	3-8	0-3	3-3	1-3-4	2	9	2	0	0	0	36
15 I.J. Ready	g	0-1	0-1	0-0	0-0-0	1	0	1	0	0	1	16
32 Craig Sword	g	3-9	0-1	3-5	0-4-4	4	9	3	3	0	1	25
01 Fred Thomas	7-12	2-7	2-4	1-5-6	3	18	3	1	0	0	32	
03 Colin Borchert	3-5	1-1	0-0	0-3-3	1	7	1	1	2	1	22	
11 Jacoby Davis	0-3	0-1	0-0	0-1-1	1	0	0	2	0	2	10	
24 Tyson Cunningham	0-0	0-0	0-0	0-0-0	0	0	0	0	0	0	1	
TEAM				3-3-6								
Totals	24-56	3-14	17-24	9-26-35	15	68	10	11	3	7	200	

TOTAL FG%	1st Half: 9-26 34.6%	2nd Half: 15-30 50.0%	Game: 42.9%
3-Pt. FG%	1st Half: 1-7 14.3%	2nd Half: 2-7 28.6%	Game: 21.4%
F Throw %	1st Half: 5-6 83.3%	2nd Half: 12-16 67.7%	Game: 70.8%

Officials: Joe DeRosa, Chuck Jones, Doug Simmons
Technical: Tennessee-None. Mississippi State-None.
Attendance: 6,161

Points in the paint-UT 36,MS 32. Points off turnovers-UT 7,MS 10.
 2nd chance points-UT 14,MS 15. Fast break points-UT 4,MS 12.
 Bench points-UT 11,MS 25. Score tied-0 times. Lead changed-0 times.
 Last FG-UT 2nd-04:15, MS 2nd-00:11.
 Largest lead-UT by 14 1st-03:04, MS None.

Score by Periods	1st	2nd	Total
Tennessee	35	40	75
Mississippi State	24	44	68

Notes

- The Vols posted their ninth wire-to-wire victory of the season, topping Mississippi State, 75-68, Feb. 26, 2014, at "The Hump" in Starkville, Miss.
- The Vols were once again led by the trio of Jordan McRae (29 points and 10 rebounds), Jarnell Stokes (14 points and nine rebounds) and Jeronne Maymon (10 points and 11 rebounds), who combined for 53 points and 30 rebounds.
- Led by McRae -- who had a season-high 10 rebounds -- the Vols out-rebounded the Bulldogs, 43-35.
- Stokes became Tennessee's career leader in offensive rebounds with five of his nine boards on the offensive glass. With 303, passed former All-SEC forward Wayne Chism (302 from 2007-10).
- After a Craig Sword jumper cut the Bulldogs deficit to 54-50 with 10:18 left in the game, McRae went to work. The senior jammed home back-to-back slam dunks to regain a 10-point bulge for Tennessee with 8:34 left, 60-50.
- Mississippi State got back within four points on a Sword layup with 2:16 to play, as he cut the Vols' lead to 67-63.
- McRae and fellow guards Antonio Barton and Josh Richardson each made a pair of free throws in the final 90 seconds to seal the win.
- The Bulldogs were led by Roquez Johnson, who had 19 points.

Game #29

Vanderbilt (15-13, 7-9 SEC) 38
 Tennessee (18-11, 9-7 SEC) 76

12 p.m. ET • March 1, 2014 • Thompson-Boling Arena • Knoxville, Tenn.

Vanderbilt	FG	3PT	FT	REBS	PF	TP	A	TO	Bl	St	Min
00 Odum, Rod	f	1-7	0-3	2-4	0-2-2	2	4	0	0	0	35
35 Siakam, James	f	2-3	0-0	3-4	4-1-5	3	7	0	2	1	24
30 Jones, Damian	c	1-7	0-0	2-2	3-0-5	4	4	0	3	1	24
11 Fuller, Kyle	g	4-11	0-0	1-2	1-3-4	1	9	2	2	0	30
24 Parker, Dai-Jon	g	2-9	2-5	2-2	1-6-7	2	8	1	3	0	33
03 Komet, Luke	g	0-4	0-2	0-0	1-1-2	1	0	1	1	0	22
10 Watkins, Nathan	g	1-5	1-4	3-4	0-0-0	1	6	0	1	0	10
12 Cross, Rob	g	0-0	0-0	0-0	1-0-1	0	0	1	0	0	1
14 Josephs, Carter	g	0-1	0-0	0-0	0-0-0	2	0	1	0	1	11
34 Moats, Shelby	g	0-2	0-1	0-0	0-2-2	0	0	0	1	0	10
TEAM				3-3-6							
Totals	11-49	3-15	13-18	14-18-32	16	38	6	14	2	4	200

TOTAL FG%	1st Half: 7-22 31.8%	2nd Half: 4-27 14.8%	Game: 22.4%
3-Pt. FG%	1st Half: 2-5 40.0%	2nd Half: 1-10 10.0%	Game: 20.0%
F Throw %	1st Half: 2-4 50.0%	2nd Half: 1-14 78.6%	Game: 72.2%

Tennessee	FG	3PT	FT	REBS	PF	TP	A	TO	Bl	St	Min
05 Stokes, Jarnell	f	5-8	0-0	2-4	2-9-11	1	12	3	2	3	32
34 Maymon, Jeronne	f	1-3	0-0	4-8	5-2-2	2	6	0	0	0	27
01 Richardson, Josh	g	3-9	1-4	2-2	0-1-1	1	9	2	1	2	30
02 Barton, Antonio	g	7-11	5-7	2-2	0-3-5	0	21	6	2	0	28
52 McRae, Jordan	g	2-5	2-4	3-4	0-1-1	5	9	2	1	0	22
04 Moore, Armani	g	4-6	0-2	0-0	1-2-5	2	8	1	0	1	24
15 Thompson, Darius	g	2-3	1-2	1-2	0-2-2	2	6	2	1	0	17
23 Reese, Derek	g	2-4	1-2	0-0	2-5-7	4	5	0	1	0	18
25 Campbell, Galen	g	0-0	0-0	0-0	0-0-0	0	0	0	0	0	1
31 Chievous, Quinton	g	0-0	0-0	0-0	0-0-0	0	0	0	0	0	1
TEAM				0-2-2							
Totals	26-49	10-21	14-22	10-27-37	17	76	16	8	6	9	200

TOTAL FG%	1st Half: 15-26 57.7%	2nd Half: 11-23 47.8%	Game: 53.1%
3-Pt. FG%	1st Half: 7-12 58.3%	2nd Half: 3-9 33.3%	Game: 47.6%
F Throw %	1st Half: 4-8 50.0%	2nd Half: 10-14 71.4%	Game: 63.6%

Officials: Ron Groover, Bruce Benedict, James Barker
Technical: Vanderbilt-None, Tennessee-None.
Attendance: 17,208

Points in the paint-VU 14, UT 26. Points off turnovers-VU 6, UT 23.
 2nd chance points-VU 7, UT 4. Fast break points-VU 4, UT 13.
 Bench points-VU 6, UT 19. Score tied-0 times. Lead changed-0 times.
 Last FG-VU 2nd-00:59, UT 2nd-01:26.
 Largest lead-VU None, UT by 40 2nd-01:26.

Score by Periods	1st	2nd	Total
Vanderbilt	18	20	38
Tennessee	41	35	76

Notes

- Tennessee pummeled Vanderbilt, 76-38, with a record-setting defensive effort at Thompson-Boling Arena March 1, 2014.
- Vanderbilt's 38 points were the fewest scored by an opponent in arena history. The previous low was 40, set by MTSU in 2007 and ETSU in 1996.
- The Tennessee win by +38 points was the largest margin of victory in 185 all-time meetings with Vanderbilt, dating to 1922. The previous largest margin was +35, in a 56-21 UT win on Feb. 22, 1947.
- In holding Vanderbilt to just 38 points, it was the fewest points scored by the Commodores in the series since that game in 1947, when they had 21.
- Senior point guard Antonio Barton netted a season-high 21 points as he made a career-high-tying 5-of-7 shots from 3-point range.
- Junior forward Jarnell Stokes notched his 17th double-double of the season (third most in the nation), as he had 12 points and 11 rebounds.
- The Vols scored the first six points of the game and never looked back. Tennessee raced to a 24-6 lead in the game's first 10 minutes as Barton was red hot from 3-point range, making three trifectas early on.
- Vanderbilt did not have a player score in double figures. Kyle Fuller led the way for the Commodores, managing only nine points.
- Tennessee retired the No. 14 jersey of legendary forward Dale Ellis prior to the game. Ellis was a two-time All-American for the Vols during his career on Rocky Top from 1980-83.
- This game also marked the debut of a new, state-of-the-art LED lighting system at Thompson-Boling Arena.

Game #30

Tennessee (19-11, 10-7 SEC) 82
 Auburn (13-15, 5-12 SEC) 54

7 p.m. CT • March 5, 2014 • Auburn Arena • Auburn, Ala.

Tennessee	FG	3PT	FT	REBS	PF	TP	A	TO	Bl	St	Min
05 Stokes, Jarnell	f	8-10	0-0	4-5	3-4-7	2	20	7	1	0	32
34 Maymon, Jeronne	f	5-6	0-0	3-4	2-6-8	5	13	1	1	1	23
01 Richardson, Josh	g	4-10	0-2	2-2	0-4-4	2	10	2	2	2	37
02 Barton, Antonio	g	4-9	4-8	2-2	0-5-5	2	14	2	0	0	22
52 McRae, Jordan	g	3-11	3-9	4-4	0-1-1	1	13	2	0	0	25
04 Moore, Armani	g	1-4	1-3	0-0	1-4-5	1	3	0	1	2	18
10 Ndiaye, Rawane	g	1-1	0-0	1-1	0-0-0	1	3	0	0	0	3
15 Thompson, Darius	g	2-3	0-1	0-0	0-2-2	2	4	2	2	0	17
23 Reese, Derek	g	0-3	0-0	0-0	1-6-7	1	0	1	0	0	22
31 Chievous, Quinton	g	0-0	0-0	2-2	0-1-1	0	2	0	0	0	1
TEAM				3-1-4							
Totals	28-57	8-23	18-20	10-34-44	17	82	17	7	5	5	200

TOTAL FG%	1st Half: 14-28 50.0%	2nd Half: 14-29 48.3%	Game: 49.1%
3-Pt. FG%	1st Half: 1-4 25.0%	2nd Half: 3-9 33.3%	Game: 34.8%
F Throw %	1st Half: 11-15 84.6%	2nd Half: 7-7 100%	Game: 90.0%

Auburn	FG	3PT	FT	REBS	PF	TP	A	TO	Bl	St	Min
02 Payne, Allen	f	2-7	0-2	0-0	2-0-2	2	4	4	3	0	32
00 Dixon-Tatum, Asaiah	c	5-6	0-0	2-4	1-3-4	4	12	0	0	2	26
01 Harrell, KT	g	6-14	1-3	2-3	0-4-4	2	15	4	2	0	37
03 Denson, Chris	g	1-10	0-0	1-3	0-2-2	1	3	2	1	0	28
13 Shamsid-Deen, Tahj	g	5-10	5-8	2-2	0-3-5	1	17	2	0	0	29
11 Wade, Dion	g	0-3	0-3	0-0	0-1-1	1	0	0	0	0	11
21 Canada, Malcolm	g	0-2	0-0	1-2	0-1-1	2	1	0	0	0	11
25 Granger, Jordan	g	0-1	0-1	0-0	0-0-0	0	0	0	0	0	10
41 Atewu, Matthew	g	1-1	0-0	0-0	1-3-4	4	2	0	1	0	16
TEAM				1-2-5							
Totals	20-54	6-17	8-14	5-19-24	17	54	12	7	2	4	200

TOTAL FG%	1st Half: 8-25 32.0%	2nd Half: 12-29 41.4%	Game: 37.0%
3-Pt. FG%	1st Half: 2-4 50.0%	2nd Half: 4-15 30.8%	Game: 35.3%
F Throw %	1st Half: 2-6 33.3%	2nd Half: 6-8 75.0%	Game: 57.1%

Officials: Doug Shows, Anthony Jordan, Mike Nance
Technical: Tennessee-None, Auburn-None.
Attendance: 5,304

Points in the paint-UT 40, AU 18. Points off turnovers-UT 9, AU 11.
 2nd chance points-UT 18, AU 5. Fast break points-UT 9, AU 4.
 Bench points-UT 12, AU 3. Score tied-0 times. Lead changed-0 times.
 Last FG-UT 2nd-00:25, AU 2nd-01:43.
 Largest lead-UT by 28 2nd-12:59, AU None.

Score by Periods	1st	2nd	Total
Tennessee	44	38	82
Auburn	20	34	54

Notes

- Tennessee posted its third win in a row and 11th wire-to-wire win this season as the Vols pounded Auburn, 82-54, on March 5, 2014.
- Auburn celebrated its Senior Day prior to the game. Tennessee won its seventh game in a row vs. the Tigers and its third straight at Auburn Arena.
- On the heels of a dominating 38-point win over Vanderbilt four days prior, Tennessee's win by 28 points gave the Vols consecutive conference wins by 66 points. The two-game margin of victory, was the largest in a pair of conference games since UT also won by a total of 66 in back-to-back games in 1965.
- All five Vols starters scored in double-figures.
- Junior forward Jarnell Stokes became the 45th member of Tennessee's 1,000-Point Club, as he tallied 20 points and added seven rebounds along with a career-high seven assists. He shot 8-of-10 from the floor.
- Senior guard Jordan McRae netted 13 points. Senior forward Jeronne Maymon added 13 points and eight rebounds.
- Senior point guard Antonio Barton scored in double-figures for the second game in a row, totaling 14 points. He shot 4-of-8 from 3-point range.
- The Vols led 24-4 with nine minutes left in the first half, thanks to a 13-0 run finished by a Stokes' layup.
- Tennessee committed just seven turnovers while dominating the paint, outscoring Auburn, 40-18. On the glass, UT corralled 43 boards to just 25 for the Tigers.
- Tahj Shamsid-Deen led Auburn with 17 points.
- The Tigers' top scorer, Chris Denson, entered the contest averaging 19.9 ppg but was shut down by UT junior Josh Richardson. Denson totaled three points on 1-of-10 shooting.

OUTLOOK

PLAYERS

STAFF

REVIEW

RESULTS

RECORDS

HONORS

POSTSEASON

VOLMANAC

MEDIA INFO



Game #31

Missouri (21-10, 9-9 SEC) 45
 Tennessee (20-11, 11-7 SEC) 72

4 p.m. ET • March 8, 2014 • Thompson-Boling Arena • Knoxville, Tenn.

Missouri	FG	3PT	FT	REBS	PF	TP	A	TO	Bl	St	Min	
03 Williams, Johnathan	f	0-3	0-0	0-0	0-2-2	1	0	0	1	3	1	19
44 Rosburg, Ryan	f	2-2	0-0	2-2	1-3-4	1	6	0	0	0	1	19
05 Clarkson, Jordan	g	4-12	0-4	5-6	1-2-5	1	13	3	3	0	0	38
32 Brown, Jabari	g	1-10	0-4	6-6	0-4-4	3	8	1	3	0	0	37
33 Ross, Earnest	g	1-6	0-3	0-0	1-3-4	1	2	0	2	1	1	27
01 Clark, Wes	f	3-7	2-4	0-0	0-0-0	2	8	1	0	0	0	25
02 Criswell, Tony	f	0-2	0-2	0-0	0-1-1	0	0	0	0	0	0	3
24 Jones, Torren	f	1-2	0-0	0-0	0-4-4	1	2	0	0	0	1	13
45 Post, Keanau	f	3-3	0-0	0-0	2-3-5	4	6	0	1	0	0	19
TEAM												
Totals		15-47	2-17	13-14	5-23-28	14	45	5	11	4	5	200

TOTAL FG%	1st Half: 7-22 31.8%	2nd Half: 8-25 32.0%	Game: 31.9%
3-Pt. FG%	1st Half: 1-8 12.5%	2nd Half: 1-9 11.1%	Game: 11.8%
F Throw %	1st Half: 4-4 100%	2nd Half: 9-10 90.0%	Game: 92.9%

Tennessee	FG	3PT	FT	REBS	PF	TP	A	TO	Bl	St	Min	
05 Stokes, Jarnell	f	7-13	0-0	1-2	4-6-10	1	15	4	0	2	1	30
34 Maymon, Jeronne	f	1-2	0-0	2-2	6-4-10	1	4	1	1	0	0	33
01 Richardson, Josh	g	3-8	0-3	3-5	0-6-6	2	9	4	0	0	1	31
02 Barton, Antonio	g	6-12	4-7	0-0	1-1-2	0	16	3	1	0	2	26
52 McRae, Jordan	g	5-17	0-6	1-1	0-3-5	3	11	1	2	3	0	28
04 Moore, Armani	f	3-4	2-5	0-0	1-3-4	4	8	1	0	0	0	16
10 Ndiaye, Rawane	0-0	0-0	0-0	1-0-1	0	0	0	0	1	0	2	2
15 Thompson, Darius	0-0	0-0	0-0	0-2-0	0	0	4	2	0	0	2	12
21 Davis, A.J.	1-1	0-0	0-1	0-1-1	0	2	0	0	0	0	0	2
23 Reese, Derek	3-7	1-4	0-0	3-1-4	3	7	0	0	0	0	0	14
24 Lopez, Brandon	0-0	0-0	0-0	0-0-0	0	0	0	0	0	0	0	1
25 Campbell, Galen	0-1	0-0	0-0	0-0-0	0	0	0	0	0	0	0	2
31 Chievous, Quinton	0-0	0-0	0-0	0-0-0	0	0	0	0	0	0	0	2
32 Edwards, D'Montre	0-1	0-1	0-0	0-0-0	0	0	0	0	0	0	0	1
TEAM												
Totals		29-66	7-24	7-11	18-27-45	14	72	18	8	5	4	200

TOTAL FG%	1st Half: 13-32 40.6%	2nd Half: 16-34 47.1%	Game: 43.9%
3-Pt. FG%	1st Half: 6-16 37.5%	2nd Half: 1-8 12.5%	Game: 29.2%
F Throw %	1st Half: 5-6 83.3%	2nd Half: 2-5 40.0%	Game: 63.6%

Officials: Ted Valentine, Patrick Evans, Brian Shey
 Technicals: Missouri-None, Tennessee-None.
 Attendance: 18,519

Points in the paint-MIZ 26, UT 38. Points off turnovers-MIZ 4, UT 12.
 2nd chance points-MIZ 6, UT 15. Fast break points-MIZ 6, UT 12.
 Bench points-MIZ 16, UT 17. Score tied-0 times. Lead changed-0 times.
 Last FG-MIZ 2nd-01:19, UT 2nd-01:31.
 Largest lead-MIZ None, UT by 31 2nd-03:58.

Score by Periods	1st	2nd	Total
Missouri	19	26	45
Tennessee	37	35	72

Notes

- On Senior Day, Tennessee routed Missouri, 72-45, for its 20th win of the season as the Vols continued their late-season surge on March 8, 2014.
- The victory was Tennessee's 12th wire-to-wire win of the season and fourth triumph in a row.
- Vols point guard Antonio Barton continued his torrid stretch since being re-inserted into the starting lineup. The senior was 4-of-7 from 3-point range and finished with 16 points.
- Junior forward Jarnell Stokes had his 18th double-double of the season with 15 points and 10 rebounds.
- In their final game at the Thompson-Boling Arena, Jordan McRae scored 11 points while Jeronne Maymon had four points and 10 rebounds.
- Tennessee held a 37-18 lead at halftime. That lead ballooned to 28 points on a Barton 3-pointer with 10 minutes left, putting Tennessee up 60-32.
- Along with the Vols' wins by 38 over Vanderbilt and 28 over Auburn, Tennessee has now won its last three games by a margin of 93 points.
- Missouri was held to a season-low 45 points. The loss by 27 points was their second-worst since joining the SEC.
- The league's top scorer, Tigers guard Jabari Brown (21.4 ppg entering the game) was held to eight points and missed his first nine field-goal attempts.

Game #32

South Carolina (14-21) 44
 Tennessee (21-11) 59

3:15 p.m. ET • March 14, 2014 • Georgia Dome • Atlanta, Ga.

South Carolina	FG	3PT	FT	REBS	PF	TP	A	TO	Bl	St	Min	
21 Henry, Demetrius	f	1-2	0-0	0-0	0-2-2	4	2	0	0	0	0	12
24 Carrera, Michael	f	0-6	0-1	2-2	3-5-8	3	2	0	1	0	1	18
25 Kacinas, Mindaugas	f	4-6	0-1	0-0	2-1-5	1	8	0	0	0	1	35
00 Thornwell, Sedarious	g	3-9	0-1	1-1	3-1-4	4	7	2	2	1	2	21
01 Williams, Brenton	g	3-13	2-7	1-2	1-1-2	2	9	2	3	0	0	36
05 Shaw, Jaylen	0-2	0-2	0-0	0-1-1	0	0	1	0	1	0	0	9
10 Notice, Duane	2-11	1-3	3-4	0-1-1	2	8	5	0	1	1	1	26
14 Chatkevicius, L.	2-9	0-0	1-1	2-3-5	3	5	0	1	0	1	12	
20 McKie, Justin	0-0	0-0	0-0	0-0-0	0	0	0	0	0	0	0	2
32 Ringer, Desmond	0-0	0-0	0-0	1-0-1	1	0	0	0	0	0	0	5
35 Steele, Brian	1-1	1-1	0-0	1-3-4	1	3	0	2	0	0	0	24
TEAM												
Totals		16-59	4-16	8-10	15-20-35	21	44	10	11	2	6	200

TOTAL FG%	1st Half: 7-27 25.9%	2nd Half: 9-32 28.1%	Game: 27.1%
3-Pt. FG%	1st Half: 3-10 30.0%	2nd Half: 1-6 16.7%	Game: 25.0%
F Throw %	1st Half: 1-2 50.0%	2nd Half: 7-8 87.5%	Game: 80.0%

Tennessee	FG	3PT	FT	REBS	PF	TP	A	TO	Bl	St	Min	
05 Stokes, Jarnell	f	9-14	0-0	4-8	4-11-15	2	22	0	0	0	0	32
34 Maymon, Jeronne	f	2-4	0-0	2-5	1-5-6	2	6	2	1	0	1	31
01 Richardson, Josh	g	1-4	0-2	5-6	0-1-1	2	7	1	0	0	0	29
02 Barton, Antonio	g	0-3	0-2	1-2	0-1-1	1	1	1	4	0	2	26
52 McRae, Jordan	g	6-11	1-3	1-2	0-3-5	1	14	3	4	1	1	29
04 Moore, Armani	2-4	1-1	1-1	0-3-5	1	6	1	0	2	1	1	21
15 Thompson, Darius	1-2	0-0	1-1	0-4-4	3	3	2	2	0	0	0	14
21 Davis, A.J.	0-0	0-0	0-0	0-0-0	0	0	0	0	0	0	0	2
23 Reese, Derek	0-1	0-1	0-0	0-1-1	3	0	0	0	0	0	0	14
25 Campbell, Galen	0-0	0-0	0-0	0-0-0	0	0	0	0	0	0	0	2
TEAM												
Totals		21-43	2-9	15-25	7-29-36	15	59	10	12	3	5	200

TOTAL FG%	1st Half: 10-21 47.6%	2nd Half: 11-22 50.0%	Game: 48.8%
3-Pt. FG%	1st Half: 1-5 20.0%	2nd Half: 1-4 25.0%	Game: 22.2%
F Throw %	1st Half: 7-14 50.0%	2nd Half: 8-11 72.7%	Game: 60.0%

Officials: Mike Nance, Anthony Jordan, Tony Henderson

Technicals: South Carolina-None, Tennessee-None.

Attendance: 15,273

Points in the paint-SC 18, UT 32. Points off turnovers-SC 9, UT 11.
 2nd chance points-SC 11, UT 7. Fast break points-SC 5, UT 6.
 Bench points-SC 16, UT 9. Score tied-0 times. Lead changed-0 times.
 Last FG-SC 2nd-01:11, UT 2nd-04:12.
 Largest lead-SC None, UT by 18 2nd-12:06.

Score by Periods	1st	2nd	Total
South Carolina	18	26	44
Tennessee	28	31	59

2014 SEC Tournament Quarterfinals

Tennessee was the No. 4 seed.

South Carolina was the No. 13 seed.

Notes

- Jarnell Stokes scored 22 points, matching his season high, and Tennessee beat South Carolina 59-44 in the SEC Tournament quarterfinals March 14, 2014, in Atlanta.
- The victory gave the Vols a five-game win streak, during which UT has never trailed.
- South Carolina didn't score in the first six minutes, setting the tone for its offensive struggles. No South Carolina player scored in double figures.
- Jordan McRae had 14 points for Tennessee. Stokes had 15 rebounds, three below his career-high.
- The Gamecocks made only 16 of 59 shots (27.1 percent).
- Tennessee led 28-18 at halftime, marking the fourth straight game the Vols held their opponent to no more than 20 points in the first half.
- The Gamecocks pulled to within seven points at 30-23 on a 3-point play by Laimonas Chatkevicius early in the second half. McRae then answered with a powerful jam, sparking a 13-2 run that stretched the lead to 18 points at 43-25.
- Brenton Williams led the Gamecocks with nine points but shot just 3-for-13 in his final college game.

Game #33

Tennessee (21-12) 49
 #1 Florida (31-2) 56

1 p.m. ET • March 15, 2014 • Georgia Dome • Atlanta, Ga.

Tennessee	FG	3PT	FT	REBS	PF	TP	A	TO	Bl	St	Min	
05 Stokes, Jarnell	f	4-9	0-0	5-6	3-4-7	2	13	1	4	1	0	37
34 Maymon, Jeronne	f	3-5	0-0	4-5	3-6-9	5	10	0	2	0	0	27
01 Richardson, Josh	g	2-5	0-2	0-0	0-0-0	3	4	1	2	0	2	30
02 Barton, Antonio	g	1-5	0-2	0-0	0-3-3	2	2	3	1	0	2	31
52 McRae, Jordan	g	7-15	1-5	0-0	0-3-3	2	15	0	4	2	1	35
04 Moore, Armani	1-5	0-2	0-0	1-3-4	2	2	0	0	1	1	23	
15 Thompson, Darius	0-0	0-0	0-0	0-1-1	0	0	2	1	0	1	9	
23 Reese, Derek	1-2	1-2	0-0	0-1-1	2	3	0	1	0	1	8	
TEAM				1-1-2							1	
Totals		19-46	2-13	9-11	8-22-30	18	49	7	16	4	7	200

TOTAL FG%	1st Half: 7-27 25.9%	2nd Half: 9-32 28.1%	Game: 27.1%
3-Pt. FG%	1st Half: 3-10 30.0%	2nd Half: 1-6 16.7%	Game: 25.0%
F Throw %	1st Half: 1-2 50.0%	2nd Half: 7-8 87.5%	Game: 80.0%

Florida	FG	3PT	FT	REBS	PF	TP	A	TO	Bl	St	Min	
15 Yeguete, Will	f	1-1	0-0	0-0	1-3-4	4	2	0	2	0	0	22
24 Prather, Casey	f	5-7	0-0	2-4	0-1-1	2	12	5	4	0	1	33
04 Young, Patric	c	6-11	0-0	4-4	1-7-8	2	16	0	0	0	0	31
05 Wilbekin, Scottie	g	5-12	3-7	1-2	0-1-1	2	14	1	3	0	4	37
20 Frazier, Michael	g	2-6	1-2	2-3	1-3-4	1	7	0	1	0	4	30
00 Hill, Kasey	2-4	0-0	1-2	0-1-1	0	5	0	2	0	0	13	
10 Finney-Smith, Dorian	0-2	0-2	0-2	0-2-2	5	0	1	1	0	0	22	
23 Walker, Chris	0-1	0-0	0-0	0-1-1	0	0	0	0	0	0	5	
25 Walker, DeVon	0-0	0-0	0-0	0-0-0	0	0	0	1	0	1	7	
TEAM				1-1-2								
Totals		21-44	4-11	10-17	4-20-24	16	56	7	13	1	9	200

TOTAL FG%	1st Half: 12-22 54.5%	2nd Half: 9-22 40.9%	Game: 47.7%
3-Pt. FG%	1st Half: 3-5 60.0%	2nd Half: 1-6 16.7%	Game: 36.4%
F Throw %	1st Half: 1-3 33.3%	2nd Half: 9-14 64.3%	Game: 58.8%

Officials: Doug Shows, Pat Adams, Joe Lindsay
Technical: Technical fouls: Tennessee-Maymon, Jeronne; Moore, Armani. Florida-Prather, Casey.
Attendance: 20,330

Points in the paint-UT 28,UF 26. Points off turnovers-UT 9,UF 18.
 2nd chance points-UT 6,UF 3. Fast break points-UT 8,UF 9.
 Bench points-UT 5,UF 5. Score tied-6 times. Lead changed-6 times.
 Last FG-UT 2nd-02:48, UF 2nd-02:24.
 Largest lead-UT by 10 1st-02:06, UF by 7 2nd-00:01.

Score by Periods	1st	2nd	Total
Tennessee	35	14	49
Florida	28	28	56

2014 SEC Tournament Semifinals
 Tennessee was the No. 4 seed.
 Florida was the No. 1 seed.

Notes

- Top-ranked Florida held off a hard-charging Tennessee squad 56-49 in the semifinals of the SEC Tournament March 15, 2014, in Atlanta.
- Tennessee's All-SEC performers Jordan McRae (15 points) and Jarnell Stokes (13 points) combined for 28 points.
- Senior forward Jeronne Maymon added 10 points and nine rebounds before fouling out on a technical foul with less than five minutes remaining in the game.
- After Tennessee rebuilt a five-point lead at 43-38, Florida answered with seven consecutive points.
- The Vols were held scoreless for more than seven minutes before Stokes made two free throws with 4:57 left to tie the game at 45.
- Down 51-49 with 1:21 left, Vols point guard Antonio Barton was called for a flagrant foul. Casey Prather made both free throws, and the Gators retained possession with a 53-49 lead.
- Florida scored 11 of the final 15 points in the game. Tennessee didn't score for the game's final 2:48.
- Florida was led by Patric Young (16 points and eight rebounds) and SEC Player of the Year Scottie Wilbekin (14 points). Casey Prather added 12 points.
- The Gators went on to reach the Final Four.
- Tennessee debuted its "smokey gray" adidas Made In March uniforms.

Game #34

Iowa (20-13) 65
 Tennessee (22-12) OT 78

9:10 p.m. ET • March 19, 2014 • UD Arena • Dayton, Ohio

Iowa	FG	3PT	FT	REBS	PF	TP	A	TO	Bl	St	Min
01 Basabe, Melsahn	f	0-2	0-0	0-0	1-3-4	4	0	1	0	0	9
30 White, Aaron	f	1-5	0-1	5-6	0-7-7	3	7	2	1	1	36
34 Woodbury, Adam	c	8-11	0-0	0-0	4-4-8	4	16	1	1	0	30
04 Marble, Roy Devyn	g	3-15	0-6	1-1	0-1-1	2	7	5	0	0	36
10 Gesell, Mike	g	0-4	0-1	0-0	0-1-1	4	0	4	0	0	19
00 Olaseni, Gabriel	1-1	0-0	1-2	0-0-0	3	3	0	1	0	0	16
02 Oglesby, Josh	2-5	1-3	0-0	0-0-0	2	5	1	1	0	0	17
03 Jok, Peter	4-5	2-3	0-0	0-0-0	0	10	0	0	0	1	16
05 Clemmons, Anthony	1-1	0-0	0-0	0-1-1	1	2	0	1	0	0	4
15 McCabe, Zach	2-5	1-2	4-4	1-5-5	9	1	0	0	0	0	22
20 Uthoff, Jarrod	2-4	0-0	2-2	1-0-1	0	6	0	0	1	0	20
TEAM				0-1-1							
Totals		24-58	4-16	13-15	7-23-30	28	65	14	6	2	225

TOTAL FG%	1st Half: 12-23 52.2%	2nd Half: 12-27 44.4%	Game: 41.4%
3-Pt. FG%	1st Half: 3-7 42.9%	2nd Half: 1-5 20.0%	Game: 25.0%
F Throw %	1st Half: 2-2 100%	2nd Half: 10-13 76.9%	Game: 86.7%

Tennessee	FG	3PT	FT	REBS	PF	TP	A	TO	Bl	St	Min
05 Stokes, Jarnell	f	5-7	0-0	8-11	4-9-13	2	18	0	0	0	39
34 Maymon, Jeronne	f	3-4	0-0	3-4	1-6-7	2	9	2	2	0	41
01 Richardson, Josh	g	6-13	1-5	4-4	3-5-8	3	17	2	2	0	32
02 Barton, Antonio	g	2-8	2-6	4-4	0-1-1	2	10	2	0	0	32
52 McRae, Jordan	g	6-15	2-6	6-7	1-3-4	0	20	3	3	1	42
04 Moore, Armani	2-3	0-1	0-0	0-2-2	0	4	3	0	0	0	14
10 Ndiaye, Rawane	0-0	0-0	0-0	0-0-0	0	0	0	0	0	0	1
15 Thompson, Darius	0-2	0-1	0-0	0-0-0	2	0	0	0	0	1	12
21 Davis, A.J.	0-0	0-0	0-0	0-1-1	0	0	0	0	0	0	1
23 Reese, Derek	0-2	0-2	0-0	0-0-0	3	0	1	0	0	0	9
24 Lopez, Brandon	0-0	0-0	0-0	0-0-0	0	0	0	0	0	0	1
25 Campbell, Galen	0-0	0-0	0-0	0-0-0	0	0	0	0	0	0	1
TEAM				1-0-1							1
Totals		24-54	5-21	25-30	10-27-37	14	78	13	8	1	225

TOTAL FG%	1st Half: 10-26 38.5%	2nd Half: 12-24 50.0%	Game: 44.4%
3-Pt. FG%	1st Half: 1-10 10.0%	2nd Half: 4-10 40.0%	Game: 23.8%
F Throw %	1st Half: 5-6 83.3%	2nd Half: 10-13 76.9%	Game: 83.3%

Officials: Verne Harris, Michael Reed, Sean Casady (alternate: Mike Sanzero)
Technical: Iowa-None. Tennessee-Stokes, Jarnell.
Attendance: 11,534

Points in the paint-IOWA 30,UT 32. Points off turnovers-IOWA 8,UT 6.
 2nd chance points-IOWA 6,UT 9. Fast break points-IOWA 14,UT 2.
 Bench points-IOWA 35,UT 4. Score tied-4 times. Lead changed-5 times.
 Last FG-IOWA 2nd-00:18, UT OT-03:15.
 Largest lead-IOWA by 12 1st-11:37, UT by 13 OT-00:32.

Score by Periods	1st	2nd	OT	Total
Iowa	29	35	1	65
Tennessee	26	38	14	78

2014 NCAA Tournament First Round
 Teams playing for the right to advance as the Midwest Region's No. 11 seed.

Notes

- Tennessee advanced to the NCAA Tournament second round with a thrilling 78-65 come-from-behind overtime victory over Iowa in the First Four March 19, 2014 at UD Arena.
- Vols junior Josh Richardson was tremendous after a slow start (he shot 0-for-5 in the first half), finishing with 17 points -- all after halftime.
- Senior guard Jordan McRae led the Vols with a team-high 20 points.
- Junior power forward Jarnell Stokes posted his 20th double-double of the season with 18 points and 13 rebounds.
- Down by as many as 12 in the first half and three at the half, the Vols tied the game with just over five minutes elapsed in the second half. Richardson tied the game at 37 on a 3-pointer with 14:37 left in the game.
- Tennessee forward Jeronne Maymon scored with 54 seconds left to put UT up 63-62. He was fouled and missed the free throw, but the rebound went off Iowa and the Vols retained possession.
- Stokes was then fouled with 25.5 seconds left in the game and proceeded to make the first of two free throws.
- Iowa's Roy Devyn Marble sent the game to overtime with a jumper in the paint with 17.5 on the clock. That tied the game at 64 all. Then UT took over.
- Tennessee outscored Iowa 14-1 in the overtime period.
- The Hawkeyes were led by a pair of reserves who entered the game averaging a combined 9.6 points. Center Adam Woodbury scored a career-high 16 points, while Peter Jok added 10 points.
- Iowa's leading scorer, Marble (17.3 ppg), was limited to just seven points on 3-of-15 shooting from the floor.



GAME RECAPS

Game #35

Tennessee (23-12) **86**
UMass (24-9) **67**

3 p.m. ET • March 21, 2014 • PNC Arena • Raleigh, N.C.

11 Tennessee	FG	3PT	FT	REBS	PF	TP	A	TO	Bl	St	Min	
01 Richardson, Josh	g	5-7	0-2	5-7	1-2-3	1	15	5	1	2	1	30
02 Barton, Antonio	g	0-7	0-5	0-0	0-1-1	1	0	2	0	0	1	24
05 Stokes, Jarnell	f	7-11	0-0	12-13	4-10-14	3	26	2	5	0	1	33
34 Maymon, Jeronne	f	5-7	0-0	1-3	2-9-11	2	11	1	1	0	0	25
52 McRae, Jordan	g	9-16	2-6	1-1	0-1-1	0	21	2	3	1	2	31
04 Moore, Armani	g	2-3	0-0	0-1	1-0-1	2	4	1	0	0	0	18
10 Ndiaye, Rawane	g	0-1	0-0	0-0	1-1-2	1	0	0	1	0	0	6
15 Thompson, Darius	g	1-3	0-1	1-1	0-1-1	0	3	3	0	0	2	19
21 Davis, A.J.	g	0-0	0-0	0-0	0-0-0	0	0	0	0	0	0	2
23 Reese, Derek	g	0-0	0-0	3-4	0-1-1	2	3	0	0	0	1	8
24 Lopez, Brandon	g	0-0	0-0	0-0	0-1-1	0	0	0	1	0	0	2
25 Campbell, Galen	g	1-1	0-0	1-1	0-0-0	1	3	0	0	0	0	2
TEAM				1-0-1								
Totals		30-56	2-14	24-31	10-27-37	13	86	16	12	3	8	200

TOTAL FG%	1st Half: 17-33 51.5%	2nd Half: 13-23 56.5%	Game: 53.6%
3-Pt. FG%	1st Half: 2-9 22.2%	2nd Half: 0-5 0.0%	Game: 14.3%
F Throw %	1st Half: 5-8 62.5%	2nd Half: 19-23 82.6%	Game: 77.4%

6 UMass	FG	3PT	FT	REBS	PF	TP	A	TO	Bl	St	Min	
01 Esho, Maxie	f	5-15	0-0	2-3	5-1-6	4	12	1	0	0	0	26
02 Gordon, Derrick	g	4-9	0-0	2-2	0-3-5	3	10	1	2	0	0	21
03 Williams, Chaz	g	6-11	0-1	0-0	1-0-1	3	12	5	5	0	2	38
22 Carter, Sampson	f	2-4	2-2	0-0	1-2-5	1	6	1	2	0	0	30
25 Lalanne, Cady	f	4-10	0-1	0-0	1-6-7	1	8	0	1	1	0	30
00 Dyson, Demetrius	g	0-3	0-2	2-3	0-1-1	1	2	1	0	0	2	10
05 Santee, Clyde	g	0-0	0-0	0-0	0-0-0	1	0	0	0	0	0	2
11 Bergantino, Tyler	g	2-2	0-0	0-1	0-0-0	1	4	0	0	0	0	3
12 Davis, Trey	g	3-7	1-3	2-2	0-1-1	3	9	2	2	0	3	24
24 Berger, Seth	g	1-1	0-0	0-0	0-0-0	1	2	0	0	0	0	2
34 Putney, Raphael	g	1-4	0-2	0-0	1-1-2	2	2	1	1	0	1	14
TEAM				5-4-9								
Totals		28-66	3-11	8-11	14-19-33	21	67	12	13	1	8	200

TOTAL FG%	1st Half: 10-30 33.3%	2nd Half: 18-36 50.0%	Game: 42.4%
3-Pt. FG%	1st Half: 0-3 0.0%	2nd Half: 3-8 37.5%	Game: 27.3%
F Throw %	1st Half: 2-2 100%	2nd Half: 6-9 66.7%	Game: 72.7%

Officials: Michael Roberts, Lamar Simpson, Duke Edsall (alternate: Verne Harris)
Technical: UMass-None, Tennessee-None.
Attendance: 16,988

Points in the paint-UT 42,UMASS 48. Points off turnovers-UT 16,UMASS 13.
2nd chance points-UT 10,UMASS 13. Fast break points-UT 19,UMASS 8.
Bench points-MER 13,UMASS 19. Score tied-0 times. Lead changed-1 time.
Last FG-UT 2nd-01:14, UMass 2nd-00:03.
Largest lead-UT by 24 2nd-01:14, UMass by 2 1st-18:50.

Score by Periods	1st	2nd	Total
Tennessee	41	45	86
UMass	22	45	67

2014 NCAA Tournament Second Round
Tennessee was the Midwest No. 11 seed.
UMass was the Midwest No. 6 seed.

Notes

- Tennessee won its second NCAA Tournament game in less than 48 hours as the Vols dominated UMass, 86-67, March 21, 2014, in the second round of the NCAA Tournament in Raleigh, N.C.
- Vol forwards Jarnell Stokes (career-high 26 points and 14 rebounds) and Jeronne Maymon (11 points and 11 rebounds) each posted double-doubles.
- Stokes' 14 rebounds tied the Tennessee NCAA Tournament record for rebounds in a game. The record of 14 was previously reached by Isiah Victor (1999) and initially set by Reggie Johnson (1980).
- Senior Jordan McRae finished with 21 points. Josh Richardson tallied 15 points as he was stellar on both ends of the floor for the second straight tournament game.
- Tennessee shot 53.6 percent in the game, including 58.3 in the first half, while the Vols' defense held UMass to 42.4 percent shooting.
- After UMass scored the game's opening basket, Tennessee scored the next eight points and the Vols led for the entire afternoon.
- UMass was led by senior Chaz Williams, who scored 12 and handed out five assists. Maxie Esho had 12 points, and Derrick Gordon scored 10.

Game #36

Mercer (27-9) **63**
Tennessee (24-12) **83**

6:10 p.m. ET • March 23, 2014 • PNC Arena • Raleigh, N.C.

14 Mercer	FG	3PT	FT	REBS	PF	TP	A	TO	Bl	St	Min	
05 Thomas, Bud	f	2-4	2-4	0-0	0-1-1	2	6	2	0	0	0	21
20 Gollon, Jakob	f	2-5	1-1	2-2	1-1-2	5	7	1	2	1	1	28
52 Coursey, Daniel	f	5-11	0-0	0-0	1-2-5	1	10	1	1	3	0	29
15 White, Anthony Jr.	g	5-8	1-3	0-0	0-1-1	1	11	0	0	0	1	30
21 Hall, Langston	g	6-14	3-9	0-1	0-1-1	1	15	6	1	0	0	37
01 Leonard, Phillip	g	0-0	0-0	0-0	0-0-0	2	0	0	0	0	0	1
03 Canevari, Kevin	g	0-0	0-0	0-0	1-0-1	1	0	0	0	0	0	3
10 Nwamu, Ike	g	3-6	1-3	5-6	1-3-4	4	12	0	0	0	0	25
14 Hallice, TJ	g	0-1	0-0	0-0	0-1-1	2	0	1	0	0	1	8
22 Moten, Darius	g	0-3	0-2	0-0	2-0-2	2	0	0	0	0	0	13
34 Bryan, Jibri	g	1-1	0-0	0-0	0-1-1	0	2	0	0	0	0	5
TEAM				1-1-2								
Totals		24-53	8-22	7-9	7-12-19	21	63	11	6	4	3	200

TOTAL FG%	1st Half: 11-24 45.8%	2nd Half: 13-29 44.8%	Game: 45.3%
3-Pt. FG%	1st Half: 5-9 55.6%	2nd Half: 3-15 23.1%	Game: 36.4%
F Throw %	1st Half: 0-0 0.0%	2nd Half: 7-9 77.8%	Game: 77.8%

11 Tennessee	FG	3PT	FT	REBS	PF	TP	A	TO	Bl	St	Min	
05 Stokes, Jarnell	f	6-14	0-0	5-5	8-10-18	1	17	5	2	0	0	38
34 Maymon, Jeronne	f	1-2	0-0	4-4	2-6-8	3	6	3	1	0	0	34
01 Richardson, Josh	g	9-13	2-6	6-9	0-1-1	2	26	3	0	0	0	37
02 Barton, Antonio	g	6-12	4-9	2-2	2-2-4	1	18	1	0	0	2	33
52 McRae, Jordan	g	4-12	0-6	6-6	2-1-5	4	14	1	1	0	0	31
04 Moore, Armani	g	0-1	0-1	0-0	0-0-0	2	0	0	0	0	0	11
10 Ndiaye, Rawane	g	1-1	0-0	0-0	0-0-0	0	2	0	0	0	0	1
15 Thompson, Darius	g	0-0	0-0	0-0	2-1-3	0	0	1	0	0	0	7
21 Davis, A.J.	g	0-0	0-0	0-0	0-1-1	0	0	1	0	0	0	1
23 Reese, Derek	g	0-0	0-0	0-0	0-1-1	1	0	0	0	0	0	7
TEAM				2-0-2								
Totals		27-55	6-22	23-26	18-23-41	14	83	15	7	0	2	200

TOTAL FG%	1st Half: 15-30 50.0%	2nd Half: 12-25 48.0%	Game: 49.1%
3-Pt. FG%	1st Half: 5-9 27.3%	2nd Half: 3-11 27.3%	Game: 27.3%
F Throw %	1st Half: 9-10 90.0%	2nd Half: 14-16 87.5%	Game: 88.5%

Officials: John Higgins, Verne Harris, Dwayne Gladden
Technical: Mercer-None, Tennessee-None.
Attendance: 18,712

Points in the paint-MER 24,UT 36. Points off turnovers-MER 13,UT 10.
2nd chance points-MER 10,UT 16. Fast break points-MER 5,UT 13.
Bench points-MER 14,UT 2. Score tied-2 times. Lead changed-0 times.
Last FG-MER 2nd-01:27, UT 2nd-00:20.
Largest lead-MER None, UT by 20 2nd-00:20.

Score by Periods	1st	2nd	Total
Mercer	27	36	63
Tennessee	42	41	83

2014 NCAA Tournament Third Round
Tennessee was the Midwest No. 11 seed.
Mercer was the Midwest No. 14 seed.

Notes

- The 11th-seeded Vols topped 14-seed Mercer, 83-63, March 23, 2014, in Raleigh, N.C., to reach to the Sweet Sixteen for the seventh time in school history.
- Tennessee previously appeared in the Round of 16 in 1967, 1981, 2000, 2007, 2008 and 2010.
- Junior Jarnell Stokes posted his Tennessee-record-tying 22nd double-double of the season with 17 points and 18 rebounds. Stokes' equalled the mark set by Basketball Hall of Famer Bernard King in 1976-77.
- Stokes also set the Vols' NCAA Tournament for rebounds in a game with 18. He had tied the record in the second round win over UMass with 14.
- Stokes had almost as many rebounds as the entire Mercer team, as the Bears were out-rebounded, 41-19. The Vols dominated the offensive glass 18-7.
- Junior UT guard Josh Richardson tallied a career-high 26 points, 16 of which came in the first half.
- Senior point guard Antonio Barton netted 18 points as he made 4-of-9 shots from 3-point range. Senior shooting guard Jordan McRae had 14 points.
- The Vols led 42-27 at halftime thanks to 16 first-half points from Richardson and a dominating performance on the glass, 24-4.
- In the second half, Tennessee continued to maintain a lead of at least 11 points. Barton nailed three 3-pointers in the half as Mercer was unable to close the gap.
- Mercer was led by Langston Hall, who scored 15 points.

Game #37

Tennessee (24-13) 71
 #8 Michigan (28-8) 73

7:15 p.m. ET • March 28, 2014 • Lucas Oil Stadium • Indianapolis, Ind.

11 Tennessee		FG	3PT	FT	REBS	PF	TP	A	TO	Bl	St	Min
05	Stokes, Jarnell	f	5-9	0-0	1-2	2-4-6	2	11	1	2	0	34
34	Maymon, Jeronne	f	1-4	0-0	0-0	1-2-3	4	2	1	0	0	17
01	Richardson, Josh	g	9-14	1-2	0-0	1-1-2	2	19	2	0	2	37
02	Barton, Antonio	g	1-2	1-2	0-0	0-0-0	1	3	1	2	0	14
52	McRae, Jordan	g	9-18	0-5	6-11	2-4-6	0	24	2	0	4	38
04	Moore, Armani		3-5	0-1	0-0	3-3-6	4	6	2	1	0	20
15	Thompson, Darius		1-4	0-0	1-1	0-2-2	0	3	2	2	0	26
23	Reese, Derek		1-1	1-1	0-0	1-1-2	0	3	0	0	2	14
TEAM						1-0-1						
Totals			30-57	3-11	8-14	11-17-28	13	71	11	7	8	7:200

TOTAL FG%	1st Half: 14-28 50.0%	2nd Half: 16-29 55.2%	Game: 52.6%
3-Pt. FG%	1st Half: 3-8 37.5%	2nd Half: 0-3 0.0%	Game: 27.3%
F Throw %	1st Half: 3-5 60.0%	2nd Half: 5-9 55.6%	Game: 57.1%

2 Michigan		FG	3PT	FT	REBS	PF	TP	A	TO	Bl	St	Min
01	Robinson III, Glenn	f	5-8	1-1	2-2	2-3-5	0	13	2	2	0	39
52	Morgan, Jordan	f	7-9	0-0	1-1	1-6-7	3	15	0	1	1	32
10	Walton Jr, Derrick	g	2-2	2-2	3-3	0-6-6	3	9	4	3	0	30
11	Stauskas, Nik	g	5-12	3-8	1-2	0-0-0	1	14	2	1	0	37
23	LeVert, Caris	g	4-10	2-5	0-0	0-1-1	1	10	5	5	0	33
02	Albrecht, Spike		1-2	0-1	0-0	0-0-0	2	2	1	0	0	10
15	Hortford, Jon		0-1	0-0	1-2	1-3-4	2	1	0	0	0	8
21	Irvin, Zak		3-5	3-3	0-0	0-0-0	1	9	0	0	0	11
TEAM						2-1-3						
Totals			27-49	11-20	8-10	6-20-26	13	73	14	13	1	5:200

TOTAL FG%	1st Half: 16-26 61.5%	2nd Half: 11-23 47.8%	Game: 55.1%
3-Pt. FG%	1st Half: 7-9 77.8%	2nd Half: 4-11 36.4%	Game: 55.0%
F Throw %	1st Half: 6-6 100%	2nd Half: 2-4 50.0%	Game: 80.0%

Officials: David Hall, Mark Whitehead, Michael Irving (alternate: Sean Hull)
Technical: Michigan-None. Tennessee-None.
Attendance: 41,072

Points in the paint-UT 44,MICH 28. Points off turnovers-UT 16,MICH 5.
 2nd chance points-UT 8,MICH 7. Fast break points-UT 6,MICH 2.
 Bench points-UT 12,MICH 12. Score tied-3 times. Lead changed-6 times.
 Last FG-UT 2nd-00:10, MICH 2nd-02:22.
 Largest lead-UT by 3 1st-18:26, MICH by 15 2nd-10:56.

Score by Periods	1st	2nd	Total
Tennessee	34	37	71
Michigan	45	28	73

2014 NCAA Tournament Midwest Regional Semifinal (Sweet Sixteen)
 Tennessee was the Midwest No. 11 seed.
 Michigan was the Midwest No. 2 seed.

Notes

- The 11th-seeded Vols suffered a 73-71 defeat at the hands of No. 2-seeded Michigan in the Sweet Sixteen March 28, 2014, in Indianapolis.
- The Lucas Oil Stadium crowd of 41,072 marked the largest attendance ever for a Tennessee basketball game.
- The Vols finished the season at 24-13 overall, winning three NCAA Tournament games for just the second time in program history.
- The Wolverines shot 55.0 from the field in the game, including 61.5 percent in the first half as they built an 11-point halftime advantage.
- UT senior Jordan McRae scored a game-high 24 points in his final college game. Junior Josh Richardson, who had been torrid throughout the postseason, added 19 points. Jarnell Stokes finished with 11 points and six rebounds.
- Down by as many as 13 in the first half, the Vols fell behind by 15 midway through the second half before battling to within one point with 10.8 seconds left in regulation.
- Tennessee cut the game to a one possession contest in the final seconds. Richardson's runner made it 72-69 with 24.6 left.
- McRae's layup off a Michigan turnover with 10.8 seconds left made it a one-point game, 72-71.
- An offensive foul call was whistled on Stokes with six seconds left as the Vols had a chance to take the lead.
- The Wolverines were led by Jordan Morgan, who scored 15. He was joined by three other Michigan players in double figures: Nik Stauskas (14), Glenn Robinson III (13) and Caris LeVert (10).
- Michigan lost to Kentucky in the Elite Eight two days later.

OUTLOOK

PLAYERS

STAFF

REVIEW

RESULTS

RECORDS

HONORS

POSTSEASON

VOLMANAC

MEDIA INFO



SEC STANDINGS & HONORS

COACHES ALL-SEC TEAM

First-Team All-SEC

Trevor Releford, Alabama
Casey Prather, Florida
Scottie Wilbekin, Florida
Julius Randle, Kentucky
Johnny O'Bryant III, LSU
Jabari Brown, Missouri

Jordan McRae, Tennessee
Jarnell Stokes, Tennessee

Second-Team All-SEC

Bobby Portis, Arkansas
Chris Denson, Auburn
Patric Young, Florida
Charles Mann, Georgia
James Young, Kentucky
Jordan Mickey, LSU
Marshall Henderson, Ole Miss
Jarvis Summers, Ole Miss
Jordan Clarkson, Missouri
Rod Odum, Vanderbilt

SEC All-Defensive Team

Patric Young, Florida
Scottie Wilbekin, Florida
Willie Cauley-Stein, Kentucky
Jordan Mickey, LSU
Josh Richardson, Tennessee

SEC All-Freshman Team

Shannon Hale, Alabama
Bobby Portis, Arkansas
Julius Randle, Kentucky
James Young, Kentucky
Jarell Martin, LSU
Jordan Mickey, LSU
Sindarius Thornwell, South Carolina
Damian Jones, Vanderbilt

Ties are not broken

Coach of the Year: Billy Donovan, Florida

Player of the Year: Scottie Wilbekin, Florida

Scholar-Athlete of the Year: Patric Young, Florida

Freshman of the Year: Julius Randle, Kentucky

Sixth Man of the Year: Dorian Finney-Smith, Florida

Defensive Player of the Year: Patric Young, Florida

ASSOCIATED PRESS ALL-SEC TEAM

First-Team All-SEC

#Julius Randle, Kentucky
#Scottie Wilbekin, Florida
Jarnell Stokes, Tennessee
Casey Prather, Florida
Jabari Brown, Missouri

Second-Team All-SEC

Jordan McRae, Tennessee
Trevor Releford, Alabama
Johnny O'Bryant III, LSU
Patric Young, Florida
Jordan Mickey, LSU

Honorable Mention All-SEC

Chris Denson, Auburn
Kenny Gaines, Georgia
Marshall Henderson, Ole Miss
Charles Mann, Georgia
Rod Odum, Vanderbilt
Jarvis Summers, Ole Miss
James Young, Kentucky

Coach of the Year: Billy Donovan, Florida

Player of the Year: Scottie Wilbekin, Florida

Newcomer of the Year: #Julius Randle, Kentucky

Unanimous selection Ties are not broken

■ 2014 FINAL SEC STANDINGS

	SEC	Pct.	All	Pct.	Postseason
Florida*	18-0	1.000	32-2	.941	NCAA
Kentucky	12-6	.667	24-10	.706	NCAA
Georgia	12-6	.667	19-13	.594	NIT
Tennessee	11-7	.611	21-12	.636	NCAA
Arkansas	10-8	.556	21-11	.656	NIT
Missouri	9-9	.500	22-11	.667	NIT
LSU	9-9	.500	19-13	.594	NIT
Ole Miss	9-9	.500	19-14	.576	
Texas A&M	8-10	.444	17-15	.531	CBI
Vanderbilt	7-11	.389	15-16	.484	
Alabama	7-11	.389	13-19	.406	
Auburn	6-12	.333	14-16	.467	
South Carolina	5-13	.278	14-20	.412	
Mississippi State	3-15	.167	14-19	.424	

* SEC Champion and SEC Tournament Champion

■ 2014 TENNESSEE HONORS

■ Cuonzo Martin, Head Coach

Ben Jobe National Coach of the Year Finalist

■ D'Montre Edwards, Sr., G

SEC Community Service Team

■ Jordan McRae, Sr., G

All-SEC first team (Coaches)
All-SEC second team (AP)
All-SEC second team (BleacherReport.com)
USBWA All-District IV first team
NABC All-District 21 second team
SEC Player of the Week (Jan. 6)
SEC Player of the Week (Nov. 25)

■ Josh Richardson, Jr., G

SEC All-Defensive Team

■ Jarnell Stokes, Jr., F

SEC All-Tournament Team
All-SEC first team (Coaches)
All-SEC first team (AP)
All-SEC first team (CollegeHoopsDaily.com)
All-SEC second team (BleacherReport.com)
USBWA All-District IV first team
NABC All-District 21 first team
Basketball Times All-South District team
co-SEC Player of the Week (March 10)
TSWA Player of the Week (March 10)
TSWA Player of the Week (Feb. 4)
TSWA Player of the Week (Dec. 2)



RESULTS |

All-American guard A.W. Davis captained the 1964-65 Vols to a 20-5 record. He passed away Sept. 23, 2014.



RESULTS VS. ALL OPPONENTS

Opponent	Won-Lost	First Meeting	Last Meeting	Opponent	Won-Lost	First Meeting	Last Meeting
Alabama	67-76	2/6/1914	2/2/2014	Eastern Kentucky	4-0	2/10/1912	11/25/2005
Alabama A&M	1-0	12/27/2005	12/27/2005	Eastern Montana	1-0	12/6/1977	12/6/1977
Alabama-Birmingham	2-2	12/30/1983	3/18/1992	Elon	1-0	11/22/1999	11/22/1999
Alabama State	1-0	12/14/2004	12/14/2004	Emory & Henry	11-0	2/14/1911	12/20/1941
Alaska-Anchorage	1-1	12/30/1990	11/23/2001	Evansville	0-2	12/30/1953	12/22/1962
American University	2-0	12/18/1981	3/21/2008	Florida	72-55	1/7/1927	3/15/2014
American Univ. (Puerto Rico)	2-0	11/29/1991	12/21/1999	Florida State	5-3	12/9/1957	1/15/1989
Appalachian State	4-0	11/28/1986	12/6/2005	Fordham	3-1	12/29/1978	11/13/2006
Arizona	3-1	12/28/1956	12/13/1998	Furman	10-0	12/1/1956	12/30/1994
Arizona State	3-0	1/1/1954	12/28/1980	Gardner-Webb	1-0	11/22/2002	11/22/2002
Arkansas	18-14	12/31/1936	1/22/2014	Georgetown (Kentucky)	5-3	2/8/1911	2/4/1929
Arkansas-Little Rock	0-1	12/8/1993	12/8/1993	Georgetown	1-2	3/18/2003	11/30/2012
Arkansas-Monticello	1-0	11/14/2007	11/14/2007	George Mason	0-1	3/17/2004	3/17/2004
Army	4-0	12/29/1960	12/28/1987	George Washington	1-2	2/4/1917	12/28/2000
Auburn	74-37	2/15/1927	3/5/2014	Georgia	94-55	1/17/1913	2/18/2014
Austin Peay	8-1	12/30/1940	12/10/2011	Georgia State	4-1	12/10/1977	12/20/2003
Ball State	1-0	12/19/1986	12/19/1986	Georgia Tech	42-27	2/19/1921	2/7/2004
Baltimore	0-1	1/28/1937	1/28/1937	Gonzaga	1-2	12/29/2007	1/7/2009
Belmont	4-0	12/20/2004	12/23/2010	Guilford	0-1	2/22/1911	2/22/1911
Biscayne	3-0	11/29/1975	11/27/1982	Hardin-Simmons	1-0	12/20/1983	12/20/1983
Boston College	1-2	12/30/1966	12/30/1978	Harvard	1-0	12/14/1974	12/14/1974
Boston University	1-0	12/19/1955	12/19/1955	Hawaii	2-1	12/29/1965	12/30/2000
Bowling Green	0-1	3/14/1975	3/14/1975	Holy Cross	0-1	12/28/1960	12/28/1960
Bradley	0-1	12/29/1966	12/29/1966	Houston	3-2	12/5/1970	12/19/1995
Brigham Young	2-0	12/28/1957	12/20/1980	Idaho State	1-0	11/24/1984	11/24/1984
Bucknell	1-0	12/19/1957	12/19/1957	Illinois	2-1	12/15/1967	1/17/1988
Buffalo	2-0	12/19/1964	12/30/1968	Illinois State	0-1	3/12/1998	3/12/1998
Butler	1-2	12/20/1958	3/23/2008	Indiana	0-4	3/18/1967	3/27/1985
California-Berkeley	2-0	12/19/1981	12/3/1983	Iona	2-0	12/19/1980	12/29/1990
California-Irvine	1-0	12/1/1972	12/1/1972	Iowa	2-2	12/27/1967	3/19/2014
California State-Northridge	1-0	11/17/1998	11/17/1998	Iowa State	1-1	12/4/1968	12/3/1977
Campbell	1-0	12/23/2004	12/23/2004	Johnson Bible College	4-0	12/7/1913	1921
Carson-Newman	11-4	1/28/1908	11/11/2005	Kansas	1-1	1/3/2009	1/10/2010
Centenary	4-0	2/12/1923	12/9/1969	Kennesaw State	1-0	11/9/2012	11/9/2012
Central Florida	1-0	12/29/1986	12/29/1986	Kent State	1-0	11/29/1990	11/29/1990
Central University	3-2	12/17/1909	2/16/1915	Kentucky	67-150	2/16/1910	1/18/2014
Centre	7-3	2/25/1916	2/18/1927	Kentucky Wesleyan	1-2	2/5/1926	12/10/1955
Chaminade	1-0	1/23/2011	1/23/2011	King	3-0	1/13/1922	12/30/1939
Charleston Southern	1-0	12/17/2002	12/17/2002	Lafayette	2-0	12/9/1980	12/27/1984
Chattanooga	33-5	1/24/1913	1/2/2012	Lambuth	0-1	12/19/1935	12/19/1935
Cincinnati	1-5	12/22/1952	1/4/1993	La Salle	2-0	12/20/1969	12/17/1976
The Citadel	5-0	2/23/1949	11/18/2013	Lincoln Memorial	18-0	1/7/1925	11/4/2009
Clemson	15-4	2/16/1924	12/20/1975	Lipscomb	2-0	12/1/1954	12/29/2005
Cleveland State	1-0	12/14/1981	12/14/1981	Long Beach State	1-0	3/16/2007	3/16/2007
Coastal Carolina	1-0	1/2/2005	1/2/2005	Long Island	2-3	1/27/1937	11/26/1999
Colgate	0-2	12/21/1955	12/17/1960	Louisiana	8-1	12/3/1966	12/29/2008
College of Charleston	1-3	3/13/1996	12/14/2011	Louisiana-Monroe	1-0	11/16/2011	11/16/2011
Colorado	2-0	12/13/1980	12/8/1981	LSU	62-43	2/25/1933	1/7/2014
Columbia	1-0	12/20/1974	12/20/1974	Louisiana Tech	3-1	12/20/1957	12/3/1986
Concord State	1-0	1/29/1927	1/29/1927	Louisville	7-12	2/19/1913	3/27/2008
Connecticut (UConn)	2-1	3/19/2000	1/21/2012	Loyola (New Orleans)	3-0	1/8/1949	1/27/1951
Coppin State	1-0	11/19/2006	11/19/2006	Manhattan	1-0	12/27/1971	12/27/1971
Creighton	1-0	1/9/1937	1/9/1937	Marquette	3-4	12/5/1972	12/16/2008
Cumberland (Ky.)	6-0	2/9/1914	2/4/1926	Marshall	6-3	2/1/1937	1/5/1946
Dartmouth	1-0	12/16/1977	12/16/1977	Maryland	2-2	12/5/1949	11/25/1984
Davidson	5-0	1/10/1953	12/3/1959	Maryville	26-10-1	1/9/1910	1/24/1931
Dayton	2-3	12/16/1949	12/22/1992	Massachusetts (UMass)	4-0	2/5/2003	3/21/2014
Delaware	1-0	3/12/1999	3/12/1999	Memphis	14-11	12/28/1969	1/4/2013
Denver	2-0	1/2/1954	12/29/1962	Mercer	2-4	2/7/1913	3/23/2014
DePaul	1-0	12/14/1973	12/14/1973	Mexico	2-0	2/7/1933	1/24/1966
Detroit	0-1	2/4/1931	2/4/1931	Miami (Florida)	3-1	12/17/1954	12/22/1996
Drake	1-0	12/30/1949	12/30/1949	Miami (Ohio)	4-2	12/20/1947	12/1/1999
Duke	7-8	2/20/1911	11/21/2011	Michigan	5-6	12/5/1958	3/28/2014
Duquesne	1-1	12/21/1937	12/16/1960	Michigan State	2-5	1/23/1939	3/28/2010
East Carolina	3-0	12/5/1978	11/20/2009	Middle Tennessee (MTSU)	9-2	3/18/1988	3/19/2012
East Tennessee State (ETSU)	13-2	12/19/1945	12/23/2011	Milligan	10-2	1/6/1922	12/13/1947

RESULTS VS. ALL OPPONENTS

Opponent	Won-Lost	First Meeting	Last Meeting
Millsaps	0-1	3/2/1921	3/2/1921
Minnesota	1-0	12/17/1979	12/17/1979
Mississippi (Ole Miss)	70-41	1/28/1924	1/29/2014
Mississippi College	1-0	2/25/1922	2/25/1922
Mississippi State	78-41	1/15/1924	2/26/2014
Missouri	4-5	12/20/1961	3/8/2014
Missouri State	1-1	3/14/1999	11/17/2010
Montana State	2-0	12/19/1969	12/16/1983
Morehead State	4-0	12/7/1983	12/23/2013
Murphy College	2-0	2/5/1916	2/11/1916
Murray State	3-0	2/24/1945	12/1/2006
Navy	2-0	12/13/1974	12/27/1983
Nebraska	0-2	12/13/2003	12/30/2004
Nevada-Las Vegas (UNLV)	0-1	12/29/1982	12/29/1982
New Mexico	2-2	12/5/1989	12/18/2004
New Mexico A&M	0-1	12/30/1955	12/30/1955
New Orleans	1-0	12/11/1982	12/11/1982
Niagara	1-2	12/27/1969	12/15/1978
UNC Asheville	9-0	11/19/1997	11/15/2012
UNC Chapel Hill	1-8	2/21/1911	11/24/2006
UNC Charlotte	5-5	12/4/1976	12/17/2010
UNC Greensboro	2-0	12/22/1998	11/11/2011
UNC Wilmington	2-0	12/21/1985	11/14/2006
North Carolina A&T	2-0	11/27/2008	12/23/2009
North Carolina State	3-6	3/1/1929	12/18/2013
North Texas	1-0	11/30/1973	11/30/1973
Northern Michigan	1-0	12/1/1970	12/1/1970
Northwestern	0-1	12/21/1977	12/21/1977
Notre Dame	0-1	3/11/1979	3/11/1979
New York University	1-0	12/25/1944	12/25/1944
Oakland	1-2	12/14/2010	11/26/2012
Ohio	3-2	2/20/1926	3/20/2010
Ohio Northern	1-0	11/25/1983	11/25/1983
Ohio State	2-4	12/9/1978	3/26/2010
Oklahoma	1-0	12/13/1968	12/13/1968
Oklahoma City	1-0	12/22/1982	12/22/1982
Oklahoma State	1-3	12/22/2005	11/16/2012
Oregon	1-0	12/29/1964	12/29/1964
Oregon State	1-3	12/30/1964	12/22/1990
Pennsylvania	1-0	12/29/1975	12/29/1975
Penn State	1-2	12/17/1971	12/7/1996
Pepperdine	1-0	12/29/1987	12/29/1987
Pittsburgh	4-2	12/29/1961	12/3/2011
Portland	1-1	12/28/1964	12/27/1981
Prairie View	1-0	11/16/2008	11/16/2008
Presbyterian	1-0	1/18/2012	1/18/2012
Princeton	1-0	12/28/1959	12/28/1959
Providence	1-1	12/19/1970	12/28/1973
Purdue	1-2	12/6/1980	11/23/2009
Radford	3-0	1/13/1993	12/17/2001
Rhode Island	0-1	3/17/1945	3/17/1945
Rice	1-3	12/22/1951	12/6/1963
Richmond	3-0	12/2/1964	12/22/1984
Roanoke	1-0	1922	1922
Rollins	1-0	11/29/1980	11/29/1980
Rutgers	2-0	3/14/1969	11/19/1992
St. Francis (New York)	1-0	12/17/1982	12/17/1982
St. Francis (Pennsylvania)	1-0	12/26/1969	12/26/1969
St. John's	3-5	12/26/1942	11/24/2001
St. Joseph's (Pennsylvania)	1-2	12/4/1948	12/10/1998
Saint Louis	0-1	12/27/1965	12/27/1965
St. Mary's College	0-1	2/17/1909	2/17/1909
St. Peter's	1-0	3/14/1984	3/14/1984
Samford	1-0	11/28/1977	11/28/1977
San Diego State	3-0	12/29/1979	3/18/2010
San Francisco	1-2	12/18/1970	12/2/1977

Opponent	Won-Lost	First Meeting	Last Meeting
San Jose State	2-0	12/22/1978	12/28/1982
Santa Clara	1-0	12/29/1973	12/29/1973
Savannah State	1-0	3/13/2012	3/13/2012
Seton Hall	2-1	12/11/1976	11/21/1992
Sewanee	20-1	1/20/1923	12/9/1964
Siena	1-0	11/27/2008	11/27/2008
South Alabama	1-0	1/4/2006	1/4/2006
South Carolina	40-23	1/5/1927	3/14/2014
South Florida	6-0	12/10/1973	11/29/1999
Southeastern Louisiana	1-0	11/22/1985	11/22/1985
Southern California (USC)	4-3	12/28/1967	12/21/2010
Southern Illinois	2-0	12/14/1968	12/22/1999
Southern Indiana	1-0	11/3/2005	11/3/2005
Southern Methodist	2-0	12/7/2000	12/6/2001
Southern Mississippi	1-0	12/14/1984	12/14/1984
Springfield	1-0	12/15/1955	12/15/1955
Stanford	2-0	12/22/1956	11/22/2004
Syracuse	3-3	12/15/1972	1/19/2002
Tampa	2-1	12/20/1948	12/21/1968
Temple	3-3	12/27/1944	12/13/2008
Tennessee-Martin	3-0	11/26/1993	12/29/2010
Tennessee State	4-0	11/23/1990	11/22/2013
Tennessee Tech	21-1	12/11/1939	12/07/2013
Tennessee Wesleyan	12-2	1/5/1927	1/31/1940
Texas	3-3	12/18/1952	11/24/2008
Texas A&M	5-3	12/15/1951	2/22/2014
Texas Christian (TCU)	0-1	11/30/1991	11/30/1991
Texas-El Paso (UTEP)	0-2	12/28/1962	11/28/2013
Texas Tech	0-1	12/3/1953	12/3/1953
Towson	2-0	1/6/1992	2/27/1995
Transylvania	6-1	2/9/1912	2/21/1924
Tulane	12-16	2/1/1924	12/30/1975
Tulsa	2-1	12/11/1948	12/23/1999
Tusculum	11-2	2/13/1911	1/4/2014
UCLA	0-1	1/30/1977	1/30/1977
Union	5-1	2/10/1914	12/10/1942
USC Upstate	1-0	11/16/2013	11/16/2013
Utah	0-2	12/17/1977	12/27/1978
Utah State	2-0	12/29/1949	12/29/1967
Vanderbilt	114-71	2/11/1922	3/1/2014
Vermont	2-0	12/31/1974	12/8/1984
Villanova	1-2	12/29/1950	11/26/2010
Virginia	5-8	2/22/1917	12/30/2013
Virginia Commonwealth (VCU)	4-0	3/15/1981	11/24/2010
Virginia Military Institute (VMI)	7-4	2/18/1911	11/25/2002
Virginia Tech	2-8	2/15/1911	12/28/1994
Wake Forest	8-2	12/31/1947	11/30/2013
Washington & Lee	3-4	2/17/1911	12/3/1954
West Virginia	3-5	12/29/1958	11/23/2007
Western Carolina	7-1	12/17/1987	12/21/2012
Western Kentucky	2-0	12/16/2006	12/15/2008
Wichita State	1-3	12/27/1990	12/14/2013
William & Mary	4-2	12/6/1954	12/5/1960
Winthrop	2-0	11/14/1997	3/16/2006
Wisconsin	2-1	12/28/1981	12/29/2001
Wisconsin-Milwaukee	1-0	11/30/1974	11/30/1974
Wofford	7-0	12/2/1952	11/29/2004
Wyoming	3-0	12/2/1958	12/15/2009
Xavier	12-5	1/24/1936	11/29/2013
Yale	1-1	12/30/1959	12/30/1961

Totals 1553-986-2 (1909-2014)

2014-15 opponents in bold

OUTLOOK
PLAYERS
STAFF
REVIEW
RESULTS
RECORDS
HONORS
POSTSEASON
VOLMANAC
MEDIA INFO



ALL-TIME SERIES RESULTS

ALABAMA 67-76

at Knoxville: 45-21
at Tuscaloosa: 18-43
Neutral: 4-12
SEC Tournament: 5-10
Biggest Win: 36 pts
 (three times, last 100-64, Jan. 20, 1999 at Knoxville)
Biggest Loss: 35 pts (49-84, March 11, 2004 at Atlanta)
Longest Winning Streak: 9 games
 (Jan. 6, 1968 - Jan. 29, 1972)
Longest Losing Streak: 10 games
 (Feb. 24, 1990 - Jan. 17, 1996)
Current Streak: Tennessee 1 game

Date	AP Rank	Result	Site
2/6/74	-	W, 49-13	Knoxville
2/7/74	-	W, 22-21	Knoxville
2/27/22	-	L, 25-29	45-Atlanta
2/21/25	-	L, 14-26	Knoxville
2/2/26	-	L, 21-42	Knoxville
1/24/28	-	L, 22-45	Knoxville
1/28/29	-	W, 30-23	Knoxville
2/7/30	-	L, 14-29	Tuscaloosa
3/3/30	-	L, 22-32	45-Atlanta
2/7/31	-	W, 26-24	Knoxville
2/27/31	-	W, 26-20	45-Atlanta
1/30/32	-	L, 19-24	Tuscaloosa
2/6/32	-	L, 21-25	Knoxville
1/2/33	-	L, 15-49	Tuscaloosa
1/24/33	-	W, 26-23	Knoxville
1/16/34	-	L, 31-44	Tuscaloosa
2/9/34	-	L, 26-54	Knoxville
2/26/34	-	L, 26-29	42-Atlanta
2/4/35	-	L, 29-45	Tuscaloosa
2/9/35	-	L, 28-30	Knoxville
1/18/36	-	W, 39-34	Tuscaloosa
2/10/36	-	W, 28-20	Knoxville
3/2/36	-	W, 29-25	42-Knoxville
1/16/37	-	W, 36-31**	Tuscaloosa
2/8/37	-	W, 26-23	Knoxville
2/27/37	-	W, 42-25	42-Knoxville
1/14/38	-	W, 27-17	Tuscaloosa
2/11/38	-	W, 36-22	Knoxville
1/13/39	-	L, 37-39**	Tuscaloosa
2/10/39	-	L, 37-42**	Knoxville
1/13/40	-	W, 26-23	Tuscaloosa
2/12/40	-	L, 23-26	Knoxville
1/11/41	-	L, 22-27	Tuscaloosa
2/10/41	-	W, 34-23	Knoxville
1/9/42	-	W, 37-15	Tuscaloosa
2/7/42	-	W, 36-29	Knoxville
2/28/42	-	L, 18-21	42-Louisville
1/9/43	-	W, 37-27	Tuscaloosa
2/8/43	-	W, 36-33	Knoxville
1/11/45	-	W, 23-14	Tuscaloosa
2/19/45	-	W, 38-27	Knoxville
3/1/46	-	L, 24-35	42-Louisville
1/10/48	-	W, 47-35	Knoxville
1/6/51	-	L, 55-56	Knoxville
2/11/52	-	L, 75-88	Tuscaloosa
2/29/52	-	W, 61-60	42-Louisville
2/21/53	-	W, 76-67	Knoxville
2/27/54	-	L, 59-70	Tuscaloosa
2/26/55	-	12 L, 81-88	Knoxville
2/27/56	-	7 L, 81-95	Tuscaloosa
2/25/57	-	W, 97-89	Knoxville
2/24/58	20	L, 37-70	Tuscaloosa
2/21/59	-	W, 93-68	Knoxville
2/20/60	-	L, 40-42	Tuscaloosa
2/27/61	-	W, 77-62	Knoxville
2/26/62	-	L, 70-71	Tuscaloosa

2/23/63	-	W, 73-60	Knoxville
2/22/64	-	L, 64-67	Tuscaloosa
2/20/65	8	L, 58-63	Tuscaloosa
1/29/66	-	W, 91-56	Knoxville
1/7/67	6	W, 77-52	Knoxville
2/27/67	8	L, 52-53	Tuscaloosa
1/6/68	-	W, 82-63	Tuscaloosa
2/26/68	-	W, 75-56	Knoxville
1/25/69	-	W, 70-43	Tuscaloosa
2/22/69	17	W, 86-52	Knoxville
1/24/70	-	W, 103-67	Knoxville
2/21/70	-	W, 77-70	Tuscaloosa
1/23/71	8	W, 79-62	Tuscaloosa
2/20/71	13	W, 89-77	Knoxville
1/29/72	-	W, 79-77	Knoxville
2/26/72	-	L, 67-72	Tuscaloosa
1/27/73	9	L, 56-72	Tuscaloosa
2/24/73	18	W, 72-71	Knoxville
1/7/74	7	L, 73-79	Knoxville
2/9/74	8	L, 54-73	Tuscaloosa
1/6/75	18	6 L, 78-82	Tuscaloosa
2/8/75	15	7 L, 65-71	Knoxville
1/31/76	9	11 W, 80-74	Knoxville
2/28/76	11	7 L, 90-93**	Tuscaloosa
1/22/77	14	3 W, 102-93	Knoxville
2/19/77	14	4 W, 92-89	Tuscaloosa
1/14/78	-	W, 87-78	Knoxville
2/11/78	-	L, 89-93	Tuscaloosa
1/6/79	-	W, 85-77	Knoxville
2/3/79	13	W, 83-77	Tuscaloosa
12/19/79	-	W, 79-78***	Knoxville
1/26/80	19	L, 59-72	Tuscaloosa
1/3/81	18	W, 70-69*	Tuscaloosa
1/31/81	11	W, 62-58	Knoxville
1/2/82	12	W, 88-67	Knoxville
1/30/82	15	13 L, 72-77*	Tuscaloosa
3/5/82	18	L, 50-56	42-Lexington
1/18/83	-	W, 73-64	Knoxville
2/14/83	-	L, 78-90	Tuscaloosa
1/16/84	-	L, 72-82	Tuscaloosa
2/13/84	-	L, 66-72	Knoxville
1/19/85	-	W, 79-67	Knoxville
2/20/85	-	L, 59-80	Tuscaloosa
1/18/86	-	L, 79-92	Tuscaloosa
2/19/86	-	L, 64-80	Knoxville
1/24/87	13	L, 71-82	Knoxville
2/25/87	10	L, 71-93	Tuscaloosa
3/6/87	9	L, 60-68	42-Atlanta
1/30/88	-	L, 69-82	Tuscaloosa
3/2/88	-	W, 81-58	Knoxville
1/25/89	-	L, 85-87*	Tuscaloosa
2/25/89	-	W, 84-69	Knoxville
1/23/90	24	W, 78-70	Knoxville
2/24/90	-	L, 73-87	Tuscaloosa
1/30/91	-	L, 74-83	Knoxville
3/2/91	24	L, 88-96	Tuscaloosa
3/10/91	24	L, 69-88	42-Nashville
2/8/92	18	L, 68-85	Tuscaloosa
2/6/93	-	L, 81-85	Knoxville
2/19/94	-	L, 70-84	Tuscaloosa
1/28/95	-	L, 46-69	Knoxville
3/9/95	20	L, 43-55	42-Atlanta
1/17/96	-	L, 53-62	Tuscaloosa
3/7/96	-	W, 77-65	42-New Orleans
2/8/97	-	W, 65-61	Knoxville
1/28/98	-	W, 84-70	Tuscaloosa
1/30/99	-	W, 100-64	Knoxville
2/26/00	7	L, 75-80	Tuscaloosa
1/9/01	4	16 W, 86-69	Knoxville
2/16/02	7	L, 82-95	Knoxville
3/8/02	8	L, 72-91	42-Atlanta
2/22/03	-	L, 71-76	Knoxville
2/14/04	-	L, 70-83	Tuscaloosa

3/11/04	-	L, 49-84	42-Atlanta	
2/9/05	-	17 L, 54-72	Knoxville	
2/18/06	8	-	L, 79-92	Tuscaloosa
2/21/07	25	W, 69-66*	Knoxville	
1/29/08	7	W, 93-86	Tuscaloosa	
3/8/09	-	L, 67-70	Knoxville	
3/13/09	-	W, 86-62	42-Tampa	
1/19/10	8	W, 63-56	Tuscaloosa	
2/5/11	-	L, 60-65*	Knoxville	
2/18/12	-	L, 50-62	Tuscaloosa	
1/12/13	-	L, 65-68	Tuscaloosa	
1/26/13	-	W, 54-53	Knoxville	
3/15/13	-	L, 48-58	42-Nashville	
2/2/14	-	W, 76-59	Tuscaloosa	

ALABAMA-BIRMINGHAM (UAB) 2-2

Date	AP Rank	Result	Site
12/30/83	-	L, 66-84	28-Honolulu
11/23/84	-	13 L, 65-70	16-Anchorage
12/20/88	19	W, 111-99	23-San Diego
3/18/92	-	W, 71-68	2-Knoxville

ALABAMA A&M 1-0

Date	AP Rank	Result	Site
12/27/05	-	W, 93-68	Knoxville

ALABAMA STATE 1-0

Date	AP Rank	Result	Site
12/14/04	-	W, 71-45	Knoxville

ALASKA-ANCHORAGE 1-1

Date	AP Rank	Result	Site
12/30/90	-	L, 78-86	28-Honolulu
11/23/01	-	W, 74-54	16-Anchorage

AMERICAN UNIVERSITY 2-0

Date	AP Rank	Result	Site
12/18/81	-	W, 59-58	38-Knoxville
3/21/08	5	W, 72-57	1-Birmingham

AMERICAN-PUERTO RICO 2-0

Date	AP Rank	Result	Site
12/19/91	-	W, 105-85	31-San Juan
12/21/99	11	W, 102-58	26-Bayamon

APPALACHIAN STATE 4-0

Date	AP Rank	Result	Site
11/28/86	-	W, 93-47	Knoxville
11/28/97	-	W, 69-46	Knoxville
11/29/01	-	W, 97-66	Knoxville
12/6/05	-	W, 89-81	Knoxville

ARIZONA 3-1

Date	AP Rank	Result	Site	
12/28/56	12	-	W, 70-66	Knoxville
12/8/82	14	-	W, 92-73	Knoxville
12/23/83	-	W, 61-49	Tucson	
12/13/98	9	18 L, 72-73	39-Albuquerque	

ARIZONA STATE 3-0

Date	AP Rank	Result	Site	
3/22/69	-	W, 64-52	2-New York	
12/19/75	11	-	W, 99-69	38-Knoxville
12/28/87	-	W, 75-52	38-Knoxville	

ARKANSAS 18-14
at Knoxville: 10-2
at Fayetteville: 4-7
at Little Rock: 0-1
Neutral: 4-4
SEC Tournament: 3-2
Biggest Win: 22 pts (93-71, Feb. 13, 2008 at Knoxville)

Biggest Loss: 23 pts (54-77, Feb. 5, 1997 at Fayetteville)
Longest Winning Streak: 3 games (Dec. 27, 1963 - Feb. 16, 1993 and Feb. 13, 2002 - Feb. 11, 2004)
Longest Losing Streak: 3 games (Dec. 31, 1936 - Dec. 22, 1960)
Current Streak: Arkansas 1 game

Date	AP Rank	Result	Site
12/31/36	-	L, 34-42	New Orleans
12/30/48	-	L, 55-58	Memphis
12/22/60	-	L, 76-89	Little Rock
12/27/63	-	W, 77-57	Shreveport
2/5/92	5	W, 83-81	Knoxville
2/16/93	13	W, 101-91	Fayetteville
1/29/94	5	L, 64-65	Knoxville
1/7/95	3	L, 79-97	Fayetteville
2/21/96	-	W, 66-59	Knoxville
2/5/97	-	L, 54-77	Fayetteville
2/14/98	12	W, 74-71	Knoxville
3/6/98	17	L, 96-102	42-Atlanta
2/2/99	23	L, 52-69	Fayetteville
3/1/00	11	W, 73-66	Knoxville
2/7/01	10	L, 77-82*	Fayetteville
2/13/02	-	W, 64-53	Knoxville
3/7/02	-	W, 68-61	42-Atlanta
2/12/03	-	W, 70-62	Fayetteville
2/11/04	-	W, 69-65	Knoxville
2/26/05	-	L, 68-70	Fayetteville
3/10/05	-	W, 65-46	42-Atlanta
2/25/06	10	L, 69-73	Knoxville
2/24/07	-	W, 83-72	Fayetteville
2/13/08	4	W, 93-71	Knoxville
3/15/08	4	L, 91-92	42-Atlanta
2/4/09	-	W, 74-72	Fayetteville
3/3/10	16	W, 80-73	Knoxville
1/8/11	-	L, 65-68	Fayetteville
3/10/11	-	W, 74-68	42-Atlanta
2/15/12	-	W, 77-58	Knoxville
2/2/13	-	L, 60-73	Fayetteville
1/22/14	-	W, 81-74	Knoxville

ARKANSAS-LITTLE ROCK 0-1

Date	AP Rank	Result	Site
12/8/93	-	L, 59-69	Knoxville

ARKANSAS-MONTICELLO 1-0

Date	AP Rank	Result	Site
11/14/07	7	W, 101-44	51-Knoxville

ARMY 4-0

Date	AP Rank	Result	Site
12/29/60	-	W, 88-71	18-Miami
3/22/69	-	W, 64-52	2-New York
12/19/75	11	W, 99-69	38-Knoxville
12/28/87	-	W, 75-52	38-Knoxville

AUBURN 74-37
at Knoxville: 44-7
at Auburn: 25-26
Neutral: 6-4
SEC Tournament: 8-3
Biggest Win: 36 pts (two times, last 63-27, Feb. 3, 1947 at Auburn)
Biggest Loss: 49 pts (14-63, Jan. 20, 1928 at Auburn)
Longest Winning Streak: 11 games (Jan. 24, 1930 - Feb. 3, 1947)
Longest Losing Streak: 4 games (Jan. 15, 1997 - Jan. 2, 1999)
Current Streak: Tennessee 7 games

Date	AP Rank	Result	Site
2/15/27	-	W, 24-23	Knoxville
1/20/28	-	L, 14-63	Auburn

1/24/30	-	W, 33-18	Auburn
2/25/34	-	W, 43-26	42-Atlanta
2/1/35	-	W, 48-27	Knoxville
2/28/36	-	W, 43-25	42-Knoxville
3/2/39	-	W, 49-35	42-Knoxville
1/31/41	-	W, 51-33	Auburn
1/23/42	-	W, 43-23	Knoxville
1/29/43	-	W, 57-23	Knoxville
3/2/45	-	W, 56-26	42-Louisville
1/11/47	-	W, 66-30	Auburn
2/3/47	-	W, 63-27	Auburn
1/9/51	-	L, 59-63	Knoxville
2/9/52	-	L, 55-60	Auburn
1/26/53	-	W, 72-70	Auburn
3/1/54	-	W, 92-86	Auburn
12/18/54	-	L, 64-73	Montgomery
2/28/55	-	W, 86-77	Knoxville
2/25/56	-	W, 91-87	Auburn
2/23/57	-	W, 85-75	Knoxville
2/22/58	20	L, 66-72	Auburn
2/23/59	2	W, 56-55	Knoxville
2/22/60	17	L, 63-72	Auburn
2/25/61	-	L, 38-41	Knoxville
2/24/62	-	L, 51-60	Auburn
2/25/63	9	W, 55-47	Knoxville
2/24/64	-	W, 68-62	Knoxville
2/22/65	8	W, 69-38	Knoxville
1/17/66	-	L, 47-51	Auburn
12/16/66	-	W, 73-49	38-Knoxville
2/25/67	8	W, 54-45	Auburn
2/24/68	-	L, 52-53	Knoxville
3/6/68	-	W, 63-54	Auburn
2/1/69	-	W, 64-59	Knoxville
3/1/69	17	L, 60-71	Auburn
1/31/70	-	L, 55-61	Auburn
2/28/70	-	L, 64-77	Knoxville
1/30/71	8	W, 90-68	Knoxville
2/27/71	17	W, 76-71	Auburn
2/5/72	-	W, 76-67	Auburn
3/4/72	-	W, 80-70	Knoxville
2/3/73	-	W, 82-74	Knoxville
3/5/73	-	W, 80-72	Auburn
1/5/74	-	W, 89-77	Auburn
2/4/74	-	W, 88-80	Knoxville
1/4/75	18	W, 96-81	Knoxville
2/3/75	18 14	L, 59-62	Auburn
1/19/76	9	W, 83-78	Knoxville
2/16/76	8	L, 72-73*	Auburn
1/8/77	-	W, 87-79	Knoxville
2/5/77	11	W, 93-83	Auburn
1/4/78	-	W, 80-76	Knoxville
3/6/78	-	L, 94-107	Auburn
2/7/79	-	W, 73-62	Knoxville
2/24/79	-	W, 60-55	Auburn
3/2/79	-	W, 75-64	42-Birmingham
12/12/79	-	W, 61-58	Knoxville
2/23/80	-	W, 72-63	Auburn
12/3/80	-	L, 65-75	Auburn
2/28/81	10	W, 75-63	Knoxville
12/12/81	-	W, 86-79	Knoxville
2/27/82	19	L, 54-56	Auburn
1/24/83	20	W, 80-77	Auburn
2/22/83	20	W, 82-74	Knoxville
1/24/84	-	L, 72-79	Knoxville
2/20/84	-	W, 57-54	Auburn
3/9/84	-	L, 58-60	42-Nashville
1/9/85	-	W, 86-74	Knoxville
2/9/85	-	L, 60-75	Auburn
1/8/86	-	L, 45-59	Auburn
2/8/86	-	W, 80-79	Knoxville
1/14/87	10	L, 56-66	Auburn
2/14/87	-	W, 103-84	Knoxville
1/20/88	-	W, 75-64	Knoxville
2/20/88	-	L, 68-73	Auburn
1/4/89	17	W, 84-73	Auburn
2/4/89	-	W, 89-72	Knoxville

1/3/90	-	W, 72-70	Knoxville
2/3/90	-	L, 83-89	Auburn
1/19/91	-	L, 63-67	Knoxville
2/19/91	-	L, 65-74	Auburn
1/25/92	-	W, 82-74	Knoxville
1/20/93	-	L, 75-88	Auburn
3/11/93	-	W, 78-76	42-Lexington
1/22/94	-	W, 92-85	Knoxville
1/18/95	-	L, 57-61	Auburn
1/3/96	-	W, 66-62	Knoxville
1/15/97	-	L, 35-43	Auburn
3/6/97	-	L, 54-67	42-Memphis
1/7/98	-	L, 69-74	Knoxville
1/2/99	17	L, 62-90	Auburn
1/25/00	11 7	W, 105-76	Knoxville
1/6/01	6	W, 96-88**	Auburn
3/8/01	-	W, 73-66	42-Nashville
1/27/02	-	W, 82-59	Knoxville
2/1/03	-	W, 60-57	Auburn
3/14/03	-	L, 53-66	42-New Orleans
2/28/04	-	W, 75-69	Knoxville
1/29/05	-	L, 59-62	Auburn
2/15/06	8	W, 105-89	Knoxville
1/17/07	22	L, 80-83	Auburn
2/20/08	2	W, 89-70	Knoxville
2/7/09	-	L, 77-78	Auburn
3/14/09	-	W, 94-85	42-Tampa
1/14/10	9	W, 81-55	Knoxville
2/3/11	-	W, 69-56	Auburn
1/28/12	-	W, 64-49	Knoxville
3/6/13	-	W, 82-75	Auburn
1/15/14	-	W, 78-67	Knoxville
3/5/14	-	W, 82-54	Auburn

AUSTIN PEAY 7-1

Date	AP Rank	Result	Site
12/30/40	-	W, 31-23	Knoxville
12/11/41	-	W, 50-18	Knoxville
11/24/89	-	W, 71-69	40-Memphis
12/15/90	-	W, 91-87	Knoxville
12/9/95	-	W, 80-70	Knoxville
11/23/97	-	W, 74-65	Knoxville
11/27/00	7	W, 98-65	Knoxville
11/13/09	10	W, 83-54	Knoxville
12/10/11	-	L, 70-74	Knoxville

BALL STATE 1-0

Date	AP Rank	Result	Site
12/19/86	-	W, 78-52	38-Knoxville

BALTIMORE 0-1

Date	AP Rank	Result	Site
1/28/37	-	L, 33-37	Baltimore

BELMONT 4-0

Date	AP Rank	Result	Site
12/20/04	-	W, 77-68	Knoxville
12/20/08	16	W, 79-77	Knoxville
11/16/10	24	W, 85-76	25-Knoxville
12/23/10	19	W, 66-65	Knoxville

BISCAYNE 3-0

Date	AP Rank	Result	Site
11/29/75	9	W, 81-63	Knoxville
11/24/78	-	W, 72-68	Knoxville
11/27/82	13	W, 84-59	Knoxville

BOSTON 1-0

Date	AP Rank	Result	Site
12/19/55	-	W, 80-77	9-Charlotte

BOSTON COLLEGE 1-2

Date	AP Rank	Result	Site
12/30/66	-	L, 61-68	33-New Orleans
12/30/71	20	W, 61-60	27-Philadelphia
12/30/78	-	L, 72-74	28-Honolulu

OUTLOOK

PLAYERS

STAFF

REVIEW

RESULTS

RECORDS

HONORS

POSTSEASON

VOLTMANAC

MEDIA INFO



SERIES RESULTS

BOWLING GREEN		0-1	
Date	AP RankResult	Site	
3/14/75	- - L, 58-67	41-Louisville	

BRADLEY		0-1	
Date	AP RankResult	Site	
12/29/66	- - L, 53-60	33-New Orleans	

BRIGHAM YOUNG		2-0	
Date	AP RankResult	Site	
12/28/57	- - W, 83-68	Knoxville	
12/20/80	- 18 W, 81-65	38-Knoxville	

BUCKNELL		1-0	
Date	AP RankResult	Site	
12/19/57	- - W, 89-71	9-Charlotte	

BUFFALO		2-0	
Date	AP RankResult	Site	
12/19/64	- - W, 79-54	Knoxville	
11/30/68	20 - W, 87-62	Knoxville	

BUTLER		1-2	
Date	AP RankResult	Site	
12/20/58	5 - L, 66-81	Indianapolis	
11/22/06	22 - L, 44-56	25-New York City	
3/23/08	5 11 W, 76-71*	1-Birmingham	

CALIFORNIA-BERKELEY		2-0	
Date	AP RankResult	Site	
12/19/81	- - W, 80-48	38-Knoxville	
12/3/83	- - W, 62-47	Knoxville	

CALIFORNIA-IRVINE		1-0	
Date	AP RankResult	Site	
12/1/72	- - W, 89-53	Knoxville	

CAL STATE-NORTHRIIDGE		1-0	
Date	AP RankResult	Site	
11/17/98	18 - W, 83-64	Knoxville	

CAMPBELL		1-0	
Date	AP RankResult	Site	
12/23/04	- - W, 90-49	Knoxville	

CARSON-NEWMAN		11-4	
Date	AP RankResult	Site	
1/28/08	- - L, 21-29	Jefferson City	
12/12/13	- - W, 58-13	Knoxville	
1/12/15	- - W, 83-19	Knoxville	
2/11/21	- - W, 39-16	Knoxville	
1/10/22	- - W, 28-12	Knoxville	
2/20/22	- - W, 29-14	Jefferson City	
1/18/26	- - L, 25-34	Knoxville	
1/27/27	- - L, 30-33	Knoxville	
2/3/27	- - L, 21-25	Jefferson City	
12/19/29	- - W, 35-15	Knoxville	
12/14/30	- - W, 24-20	Knoxville	
12/19/31	- - W, 30-21	Knoxville	
12/12/36	- - W, 37-18	Knoxville	

CENTENARY		4-0	
Date	AP RankResult	Site	
2/12/23	- - W, 21-12	Knoxville	
12/28/63	- - W, 70-63	17-Shreveport	
12/18/65	- - W, 49-43	17-Shreveport	
12/9/69	9 - W, 66-62	Knoxville	

CENTRAL FLORIDA		1-0	
Date	AP RankResult	Site	
12/29/86	- - W, 81-62	10-Orlando	

CENTRAL UNIVERSITY		3-2	
Date	AP RankResult	Site	
12/16/09	- - W, 33-31	Knoxville	
2/18/10	- - L, 8-62	Danville	
2/6/12	- - L, 27-28	Danville	

2/18/13	- - W, 35-34	Danville	
2/16/15	- - W, 39-20	Danville	

CENTRE		7-3	
Date	AP RankResult	Site	
2/25/16	- - W, 39-30	Danville	
2/26/19	- - L, 26-55	Danville	
2/3/20	- - W, 2-0	Danville	
2/7/23	- - W, 27-21	Danville	
2/4/25	- - W, 25-23	Knoxville	
2/16/25	- - L, 23-26	Danville	
2/10/26	- - W, 32-15	Knoxville	
2/17/26	- - W, 32-15	Danville	
2/5/27	- - W, 25-19	Knoxville	
2/18/27	- - L, 19-23	Danville	

CHAMINADE		1-0	
Date	AP RankResult	Site	
11/23/11	- - W, 86-60	49-Maui	

CHARLESTON SOUTHERN		1-0	
Date	AP RankResult	Site	
12/17/02	- - W, 63-49	Knoxville	

CINCINNATI		1-5	
Date	AP RankResult	Site	
12/22/52	- - L, 74-78	Cincinnati	
12/12/53	- - L, 69-87	Knoxville	
12/17/55	- - L, 82-109	Cincinnati	
12/10/56	- - W, 76-68	Knoxville	
1/8/92	- - L, 51-62	Knoxville	
1/4/93	- 16 L, 58-79	Cincinnati	

THE CITADEL		5-0	
Date	AP RankResult	Site	
2/23/49	- - W, 64-42	Knoxville	
12/17/62	- - W, 73-56	Knoxville	
12/17/03	- - W, 99-49	Knoxville	
12/29/11	- - W, 86-55	Knoxville	
11/18/13	- - W, 86-60	Knoxville	

CLEMSON		15-4	
Date	AP RankResult	Site	
2/16/24	- - W, 18-12	Knoxville	
1/13/27	- - W, 17-4	Clemson	
1/3/29	- - W, 36-29	Knoxville	
1/6/30	- - W, 35-26	Knoxville	
1/5/31	- - W, 40-23	Knoxville	
1/17/31	- - L, 31-38	Clemson	
1/4/32	- - W, 25-18	Knoxville	
1/9/34	- - W, 30-27	Knoxville	
1/7/35	- - L, 33-40	Knoxville	
12/17/36	- - W, 33-23	Knoxville	
12/17/37	- - L, 15-28	Clemson	
12/10/38	- - W, 29-16	Knoxville	
12/17/51	- - W, 61-52	Knoxville	
12/8/53	- - W, 82-56	Knoxville	
1/3/55	- - W, 94-55	Knoxville	
12/20/55	- - L, 86-89	9-Charlotte	
12/7/59	- - W, 80-62	Knoxville	
12/17/66	- - W, 52-44	38-Knoxville	
12/20/75	11 - W, 77-66	38-Knoxville	

CLEVELAND STATE		1-0	
Date	AP RankResult	Site	
12/14/81	- - W, 74-58	Knoxville	

COASTAL CAROLINA		1-0	
Date	AP RankResult	Site	
1/2/05	- - W, 83-51	Knoxville	

COLGATE		0-2	
Date	AP RankResult	Site	
12/21/55	- - L, 83-87	9-Charlotte	
12/17/60	- - L, 73-76	32-Pittsburgh	

COLLEGE OF CHARLESTON		1-3	
Date	AP RankResult	Site	
3/13/96	- - L, 49-55	Knoxville	
11/27/09	9 - W, 86-69	Knoxville	
12/31/10	- - L, 78-91	Knoxville	
12/14/11	- - L, 65-71	Charleston	

COLORADO		2-0	
Date	AP RankResult	Site	
12/13/80	- - W, 87-69	Knoxville	
12/8/81	- - W, 64-63	Boulder	

COLUMBIA		1-0	
Date	AP RankResult	Site	
12/20/74	- - W, 108-73	6-St. Petersburg	

CONCORD STATE		1-0	
Date	AP RankResult	Site	
1/29/27	- - W, 36-25	Knoxville	

CONNECTICUT (UCONN)		2-1	
Date	AP RankResult	Site	
3/19/00	11 20 W, 65-51	1-Birmingham	
1/22/11	- 8 L, 61-72	Hartford	
1/21/12	- - W, 60-57	Knoxville	

COPPIN STATE		1-0	
Date	AP RankResult	Site	
11/19/06	24 - W, 99-65	Knoxville	

CREIGHTON		1-0	
Date	AP RankResult	Site	
1/9/37	- - W, 34-28	Knoxville	

COLLEGE OF THE CUMBERLANDS (KY.)		6-0	
Date	AP RankResult	Site	
<i>(AS CUMBERLAND COLLEGE)</i>			
2/9/14	- - W, 32-22	Williamsburg	
1/9/15	- - W, 62-29	Williamsburg	
1/22/16	- - W, 54-25	Knoxville	
2/22/16	- - W, 63-33	Williamsburg	
1/29/21	- - W, 48-13	Knoxville	
2/4/26	- - W, 32-13	Knoxville	

DARTMOUTH		1-0	
Date	AP RankResult	Site	
12/16/77	- - W, 77-58	38-Knoxville	

DAVIDSON		5-0	
Date	AP RankResult	Site	
1/10/53	- - W, 84-56	Knoxville	
2/9/53	- - W, 83-73	Davidson	
12/3/55	- - W, 77-64	Knoxville	
12/18/58	5 - W, 67-52	Knoxville	
12/3/59	- - W, 102-68	Knoxville	

DAYTON		2-3	
Date	AP RankResult	Site	
12/16/49	- - L, 38-57	Knoxville	
12/21/50	- - L, 61-76	Dayton	
3/17/67	8 - L, 52-53	1-Evanston	
2/15/92	- - W, 68-67	Knoxville	
12/22/92	- - W, 77-61	Dayton	

DELAWARE		1-0	
Date	AP RankResult	Site	
3/12/99	20 - W, 62-52	1-Charlotte	

DENVER		2-0	
Date	AP RankResult	Site	
1/2/54	- - W, 66-50	3-Owensboro	
12/29/62	- - W, 59-58	34-El Paso	



DEPAUL				2-0
Date	AP Rank	Result	Site	
12/14/73	-	W, 96-61	38-Knoxville	
11/22/09	10	- W, 57-53	56-St. Thomas	

DRAKE				1-0
Date	AP Rank	Result	Site	
12/30/49	-	W, 64-57	11-Des Moines	

DUKE				7-8
Date	AP Rank	Result	Site	
<i>(AS TRINITY COLLEGE)</i>				
2/20/11	-	L, 25-48	Durham	
<i>(AS DUKE UNIVERSITY)</i>				
2/11/31	-	W, 36-25	Knoxville	
2/8/32	-	W, 32-31	Knoxville	
1/5/42	-	L, 35-37	Durham	
12/19/42	-	W, 51-33	Knoxville	
1/4/47	-	W, 53-47	Knoxville	
1/3/48	-	W, 62-58	Durham	
12/13/52	-	L, 82-89	Knoxville	
12/5/53	-	L, 61-101	Durham	
1/25/64	-	8 L, 65-67**	Greensboro	
3/22/71	17	- L, 64-78	2-New York City	
12/3/75	8	- W, 86-80	Durham	
12/7/76	15	- L, 78-81	Knoxville	
12/29/80	-	W, 90-69	33-New Orleans	
11/21/11	-	6 L, 67-77	49-Mau	

DUQUESNE				1-1
Date	AP Rank	Result	Site	
12/21/37	-	W, 31-27	Pittsburgh	
12/16/60	-	L, 64-79	32-Pittsburgh	

EAST CAROLINA				3-0
Date	AP Rank	Result	Site	
12/5/78	-	W, 89-71	Knoxville	
12/18/91	-	W, 93-58	Knoxville	
11/20/09	10	- W, 105-66	56-St. Thomas	

EAST TENNESSEE STATE (ETSU)				13-2
Date	AP Rank	Result	Site	
<i>(AS EAST TENNESSEE STATE COLLEGE)</i>				
12/19/45	-	W, 44-24	Johnson City	
12/18/46	-	W, 53-23	Johnson City	
1/2/52	-	W, 59-52	Johnson City	
12/1/60	-	W, 71-68	Knoxville	
12/1/62	-	W, 61-52	Knoxville	
<i>(AS EAST TENNESSEE STATE UNIVERSITY)</i>				
12/9/63	-	W, 48-47	Johnson City	
11/28/89	-	L, 70-83	Knoxville	
11/25/91	-	L, 79-87	Knoxville	
12/4/94	-	W, 81-74	Knoxville	
12/31/96	-	W, 54-40	Knoxville	
11/19/00	9	- W, 102-76	Knoxville	
11/18/05	-	W, 106-83	Knoxville	
12/30/06	21	- W, 93-88	Knoxville	
12/2/09	11	- W, 78-66	Knoxville	
12/23/11	-	W, 66-63	Knoxville	

EASTERN KENTUCKY				4-0
Date	AP Rank	Result	Site	
2/10/12	-	W, 44-13	Richmond	
3/9/79	20	- W, 97-81	1-Murfreesboro	
12/20/84	-	W, 98-74	Knoxville	
11/25/05	-	W, 92-58	Knoxville	

EASTERN MONTANA				1-0
Date	AP Rank	Result	Site	
12/6/77	-	W, 92-76	Knoxville	

ELON				1-0
Date	AP Rank	Result	Site	
11/22/99	19	- W, 95-56	Knoxville	

EMORY & HENRY				11-0
Date	AP Rank	Result	Site	
2/14/11	-	W, 38-34	Bristol	
2/19/16	-	W, 27-19	Knoxville	
2/14/22	-	W, 38-11	Knoxville	
2/16/23	-	W, 32-11	Knoxville	
1/20/34	-	W, 32-31	Knoxville	
1/19/35	-	W, 32-29	Knoxville	
1/4/36	-	W, 31-29	Knoxville	
1/5/37	-	W, 35-27	Knoxville	
1/8/38	-	W, 26-20	Knoxville	
1/3/39	-	W, 52-25	Knoxville	
12/20/40	-	W, 51-27	Knoxville	

EVANSVILLE				0-2
Date	AP Rank	Result	Site	
12/30/53	-	L, 71-107	3-Owensboro	
12/22/62	-	L, 51-68	Evansville	

FLORIDA 72-55
at Knoxville: 44-16
at Gainesville: 25-33
Neutral: 4-4
SEC Tournament: 4-4
Biggest Win: 43 pts (116-73, Jan. 11, 1979 at Knoxville)
Biggest Loss: 38 pts (57-95, Jan. 10, 2004 at Gainesville)
Longest Winning Streak: 9 games (Jan. 17, 1972 - Jan. 17, 1976 and March 4, 1978 - Feb. 10, 1982)
Longest Losing Streak: 14 games (Feb. 16, 1991 - Jan. 3, 1998)
Current Streak: Florida 3 games

Date	AP Rank	Result	Site	
1/7/27	-	W, 22-19	Knoxville	
2/28/31	-	L, 29-33	1-Atlanta	
2/16/38	-	W, 41-28	Knoxville	
2/23/40	-	L, 38-41	Gainesville	
2/29/40	-	W, 42-32	42-Knoxville	
3/1/41	-	W, 47-26	42-Louisville	
12/17/48	-	W, 58-52	Gainesville	
2/3/50	-	W, 65-56	Knoxville	
12/16/50	-	W, 60-54	Knoxville	
12/19/51	-	L, 47-58	Gainesville	
2/23/53	-	W, 82-73	Knoxville	
2/6/54	-	W, 62-58	Gainesville	
2/5/55	-	W, 102-75	Knoxville	
2/4/56	-	L, 64-68	Gainesville	
2/4/57	-	W, 97-79	Knoxville	
2/3/58	-	W, 100-91	Gainesville	
2/2/59	-	W, 100-70	Knoxville	
2/1/60	-	W, 84-68	Gainesville	
2/6/61	-	W, 83-68	Knoxville	
2/5/62	-	L, 83-92	Gainesville	
2/4/63	-	L, 73-84	Knoxville	
2/3/64	-	W, 59-58	Gainesville	
2/1/65	-	W, 75-43	Knoxville	
3/1/65	-	L, 56-58	Gainesville	
2/5/66	-	W, 76-47	Knoxville	
2/21/66	-	L, 63-67	Gainesville	
1/16/67	-	10 W, 66-53	Gainesville	
1/21/67	-	8 W, 56-42	Knoxville	
1/15/68	5	- W, 67-52	Knoxville	
1/20/68	4	- L, 46-59	Gainesville	
1/13/69	-	W, 64-63	Knoxville	
2/17/69	-	L, 63-65	Gainesville	
1/12/70	12	- L, 56-57*	Gainesville	
2/16/70	-	W, 72-61	Knoxville	
1/11/71	17	- W, 85-75	Knoxville	
2/15/71	14	- L, 55-56	Gainesville	
1/17/72	-	W, 61-50	Gainesville	
2/21/72	20	- W, 55-52	Knoxville	
1/15/73	-	W, 75-56	Knoxville	
2/19/73	-	W, 87-83	Gainesville	

1/19/74	-	W, 75-72	Gainesville
2/18/74	-	W, 85-57	Knoxville
1/18/75	18	- W, 59-56	Knoxville
2/17/75	-	W, 85-84	Gainesville
1/17/76	9	- W, 93-84	Knoxville
2/14/76	8	- L, 69-72	Gainesville
1/10/77	-	W, 92-82	Knoxville
2/17/77	11	- L, 76-80	Gainesville
1/2/78	-	L, 79-92	Knoxville
3/4/78	-	W, 91-90	Gainesville
1/11/79	-	W, 116-73	Knoxville
2/22/79	-	W, 87-73	Gainesville
1/9/80	-	W, 69-58	Gainesville
2/6/80	-	W, 100-76	Knoxville
1/14/81	11	- W, 78-64	Knoxville
2/11/81	9	- W, 53-52	Gainesville
1/13/82	-	W, 69-66	Gainesville
2/10/82	-	W, 90-75	Knoxville
1/22/83	-	L, 74-78	Gainesville
2/19/83	-	W, 78-53	Knoxville
3/10/83	-	W, 78-62	42-Birmingham
1/21/84	-	W, 70-65	Knoxville
2/18/84	-	W, 75-74**	Gainesville
3/8/84	-	W, 80-74*	42-Nashville
1/2/85	-	L, 70-84	Gainesville
2/2/85	-	L, 86-93	Knoxville
1/2/86	-	L, 75-77*	Knoxville
2/1/86	-	L, 61-69	Gainesville
1/17/87	-	L, 90-97	Gainesville
2/18/87	-	18 W, 81-71	Knoxville
1/23/88	-	L, 56-76	Knoxville
2/24/88	-	W, 65-63	Gainesville
3/11/88	-	L, 60-67	42-Baton Rouge
1/18/89	18	- W, 83-76	Knoxville
2/18/89	-	L, 81-99	Gainesville
3/11/89	-	L, 71-76	42-Knoxville
1/17/90	-	W, 80-75	Gainesville
2/17/90	-	W, 75-57	Knoxville
1/16/91	-	W, 70-67	Gainesville
2/16/91	-	L, 68-73	Knoxville
1/18/92	-	L, 65-71	Gainesville
2/26/92	-	L, 68-72	Knoxville
1/24/93	-	L, 68-80	Knoxville
2/27/93	-	L, 70-84	Gainesville
1/8/94	-	L, 71-86	Knoxville
3/5/94	-	19 L, 71-82	Gainesville
1/22/95	-	24 L, 47-62	Knoxville
2/15/95	-	L, 48-70	Gainesville
2/7/96	-	L, 51-63	Gainesville
3/2/96	-	L, 71-73	Knoxville
1/25/97	-	L, 50-56	Knoxville
2/19/97	-	L, 54-76	Gainesville
1/3/98	-	L, 69-83	Gainesville
2/25/98	-	W, 79-75	Knoxville
1/23/99	-	L, 72-93	Gainesville
2/10/99	-	23 W, 91-56	Knoxville
1/18/00	16	9 W, 81-79**	Gainesville
2/12/00	8	12 W, 76-73*	Knoxville
1/30/01	8	13 L, 67-81	Gainesville
2/18/01	15	11 L, 82-88	Knoxville
1/9/02	-	3 L, 100-104*	Knoxville
2/26/02	-	8 L, 62-68	Gainesville
1/15/03	-	6 L, 64-77	Gainesville
2/15/03	-	4 W, 66-59	Knoxville
1/10/04	-	14 L, 57-95	Gainesville
1/31/04	-	22 W, 65-63	Knoxville
1/19/05	-	W, 83-76*	Gainesville
2/12/05	-	L, 73-84	Knoxville
1/21/06	-	2 W, 80-76	Knoxville
2/22/06	10	12 W, 76-72	Gainesville
2/3/07	-	1 L, 78-94	Gainesville
2/27/07	-	5 W, 86-76	Knoxville
2/5/08	7	- W, 104-82	Knoxville
3/5/08	4	- W, 89-86	Gainesville
1/31/09	-	W, 79-63	Knoxville
3/1/09	-	W, 79-75	Gainesville

SERIES RESULTS

1/31/10	14	-	W, 61-60	Knoxville
2/23/10	19	-	L, 62-75	Gainesville
1/11/11	-	-	L, 75-81*	Knoxville
2/12/11	-	17	L, 60-61	Gainesville
3/11/11	-	12	L, 74-85	42-Atlanta
1/7/12	-	13	W, 67-56	Knoxville
2/11/12	-	8	W, 75-70	Gainesville
2/26/13	-	8	W, 64-58	Knoxville
1/25/14	-	6	L, 41-67	Gainesville
2/11/14	-	3	L, 58-67	Knoxville
3/15/14	-	1	L, 49-56	42-Atlanta

FLORIDA STATE

5-3

Date	AP Rank	Result	Site
12/9/57	-	-	W, 74-57 Knoxville
1/4/61	-	-	W, 70-68 Knoxville
12/16/61	-	-	L, 62-69 Knoxville
1/2/63	-	-	W, 66-65 Knoxville
12/22/64	-	-	W, 65-43 Memphis
12/30/86	-	-	L, 90-91* 10-Orlando
12/19/87	-	-	W, 81-78* Knoxville
1/15/89	17	14	L, 90-101 Tallahassee

FORDHAM

3-1

Date	AP Rank	Result	Site
12/29/78	-	-	W, 83-58 28-Honolulu
12/14/79	-	-	W, 88-63 38-Knoxville
12/29/89	-	-	L, 85-93 Knoxville
11/13/06	24	-	W, 78-71 25-Nashville

FURMAN

10-0

Date	AP Rank	Result	Site
12/1/56	-	-	W, 114-106 Greenville
12/2/57	-	-	W, 84-61 Knoxville
1/5/66	-	-	W, 82-63 Knoxville
1/3/67	-	-	W, 87-49 Knoxville
3/6/80	-	-	W, 80-69 1-Greensboro
12/20/85	-	-	W, 79-45 38-Knoxville
12/23/87	-	-	W, 84-66 Knoxville
12/30/91	-	-	W, 92-74 Knoxville
12/29/92	-	-	W, 90-77 Knoxville
12/30/94	-	-	W, 68-51 Knoxville

GARDNER-WEBB

1-0

Date	AP Rank	Result	Site
11/22/02	-	-	W, 71-69 Knoxville

GEORGETOWN (KY.)

5-3

Date	AP Rank	Result	Site
2/8/11	-	-	L, 17-46 Georgetown
2/27/19	-	-	L, 33-34 Lexington
2/4/20	-	-	W, 54-14 Georgetown
1/30/23	-	-	W, 30-20 Knoxville
2/9/23	-	-	W, 34-16 Georgetown
2/17/25	-	-	W, 20-12 Georgetown
1/27/28	-	-	L, 18-52 Georgetown
2/4/29	-	-	W, 39-32 Knoxville

GEORGETOWN

1-2

Date	AP Rank	Result	Site
3/18/03	-	-	L, 60-70 2-Knoxville
11/28/08	12	21	W, 90-78 54-Orlando
11/30/12	-	20	L, 36-37 Washington, D.C.

GEORGE MASON

0-1

Date	AP Rank	Result	Site
3/17/04	-	-	L, 55-58 2-Fairfax

GEORGE WASHINGTON

1-2

Date	AP Rank	Result	Site
2/24/17	-	-	L, 19-28 Washington DC
12/20/37	-	-	L, 24-47 Washington DC
12/28/00	6	-	W, 92-81 28-Honolulu

GEORGIA

94-55

at Knoxville: 56-15

at Athens: 33-36

Neutral: 4-5

SEC Tournament: 5-3

Biggest Win: 36 pts (105-69, Feb. 1, 1975 at Athens)

Biggest Loss: 30 pts (22-52, Jan. 17, 1913 at Knoxville)

Longest Winning Streak: 15 games

(Feb. 28, 1941 - Jan. 28, 1952)

Longest Losing Streak: 6 games

(Feb. 27, 1923 - Feb. 19, 1931)

Current Streak: Tennessee 1 game

Date	AP Rank	Result	Site
1/17/13	-	-	L, 22-52 Knoxville
2/6/13	-	-	L, 13-38 Athens
2/2/23	-	-	W, 30-26 Knoxville
2/27/23	-	-	L, 19-23 44-Atlanta
2/26/26	-	-	L, 25-48 45-Atlanta
1/12/27	-	-	L, 28-29 Athens
2/12/29	-	-	L, 21-45 Athens
1/16/31	-	-	L, 19-22 Athens
2/19/31	-	-	L, 18-31 Knoxville
1/9/32	-	-	W, 24-17 Knoxville
1/23/32	-	-	L, 19-38 Athens
1/11/36	-	-	W, 56-44 Knoxville
1/31/36	-	-	L, 24-30 Athens
2/26/37	-	-	W, 35-11 42-Knoxville
2/25/39	-	-	W, 35-29 Knoxville
2/24/40	-	-	W, 48-41 Athens
1/25/41	-	-	W, 46-23 Knoxville
2/1/41	-	-	L, 36-47 Athens
2/28/41	-	-	W, 41-39 42-Louisville
2/26/42	-	-	W, 62-50 42-Louisville
1/30/45	-	-	W, 42-26 Knoxville
2/12/45	-	-	W, 48-38 Athens
1/27/46	-	-	W, 46-33 Athens
2/11/46	-	-	W, 53-28 Knoxville
1/27/47	-	-	W, 48-33 Athens
2/8/47	-	-	W, 62-33 Knoxville
2/27/47	-	-	W, 58-45 42-Louisville
1/26/48	-	-	W, 70-64 Athens
2/7/48	-	-	W, 69-60 Knoxville
1/24/49	-	-	W, 61-59 Athens
2/4/49	-	-	W, 77-51 Knoxville
2/24/51	-	-	W, 74-62 Knoxville
1/28/52	-	-	W, 68-62 Athens
2/25/53	-	-	L, 86-87 Knoxville
1/6/54	-	-	L, 69-71 Athens
2/7/55	-	-	W, 97-81 Knoxville
12/1/55	-	-	W, 86-67 47-Knoxville
1/11/56	-	-	W, 62-59 Athens
2/2/57	-	-	W, 91-84 Knoxville
2/1/58	-	-	W, 82-79 Athens
1/31/59	-	-	W, 66-60 Knoxville
1/30/60	-	-	L, 62-69 Athens
2/4/61	-	-	W, 75-67 Knoxville
2/3/62	-	-	W, 87-84 Athens
2/2/63	-	-	W, 94-65 Knoxville
2/1/64	-	-	L, 67-79 Athens
1/18/65	-	-	W, 76-57 Athens
1/30/65	-	-	W, 83-49 Knoxville
2/7/66	-	-	W, 100-71 Knoxville
2/19/66	-	-	W, 83-69 Athens
1/14/67	-	-	W, 87-70 Athens
2/11/67	-	-	W, 68-36 Knoxville
1/13/68	5	-	W, 77-72 Knoxville
2/10/68	5	-	L, 43-61 Athens
1/11/69	-	-	W, 82-67 Knoxville
2/15/69	-	-	W, 57-55 Athens
1/10/70	12	-	L, 56-61 Athens
2/14/70	-	20	W, 57-55 Knoxville
1/9/71	17	-	W, 51-47 Knoxville
2/13/71	14	-	W, 64-61 Athens

1/15/72	-	-	W, 59-57 Athens
2/19/72	20	-	W, 71-68 Knoxville
1/13/73	-	-	W, 79-64 Knoxville
2/17/73	-	-	W, 85-71 Athens
2/2/74	-	-	W, 84-70 Knoxville
3/4/74	-	-	W, 97-89 Athens
2/1/75	18	-	W, 105-69 Athens
3/8/75	-	-	W, 95-74 Knoxville
1/3/76	12	-	W, 79-73 Athens
3/6/76	12	-	W, 86-70 Knoxville
2/1/77	11	-	W, 106-82 Knoxville
2/26/77	7	-	L, 76-83 Athens
1/21/78	-	-	L, 74-75 Knoxville
2/18/78	-	-	W, 77-72 Athens
1/13/79	-	-	L, 75-79 Athens
2/10/79	-	-	W, 87-81*** Knoxville
1/23/80	19	-	L, 54-55 Athens
2/21/80	-	-	W, 50-49 Knoxville
1/28/81	11	-	W, 72-67 Knoxville
2/25/81	10	-	L, 75-76* Athens
1/27/82	15	-	W, 66-64 Athens
2/24/82	19	-	L, 63-64 Knoxville
1/3/83	8	-	W, 87-76 Knoxville
3/5/83	-	-	L, 59-74 Athens
3/12/83	-	-	L, 60-79 42-Birmingham
1/3/84	-	11	L, 57-71 Athens
3/4/84	-	-	L, 77-82 Knoxville
1/30/85	-	-	W, 80-79** Athens
3/2/85	-	14	W, 86-85 Knoxville
3/7/85	-	17	L, 61-67 42-Birmingham
1/30/86	-	-	W, 78-77 Knoxville
1/1/86	-	-	L, 70-91 Athens
3/1/86	-	-	L, 55-60 Athens
2/28/87	-	-	W, 89-68 Knoxville
2/3/88	-	-	W, 92-81 Knoxville
3/5/88	-	-	L, 69-80 Athens
1/28/89	-	-	L, 73-74 Knoxville
3/1/89	-	-	W, 75-68 Athens
1/27/90	-	-	L, 77-85 Athens
2/28/90	-	25	W, 93-83 Knoxville
1/5/91	-	-	L, 86-107 Athens
2/6/91	-	-	L, 78-87 Knoxville
3/9/91	-	-	W, 85-65 42-Nashville
1/11/92	-	-	W, 78-76 Knoxville
3/4/92	-	-	W, 67-66 Athens
2/3/93	-	-	L, 60-77 Athens
3/6/93	-	-	W, 83-96 Knoxville
1/12/94	-	-	L, 63-67 Knoxville
2/12/94	-	-	L, 61-74 Athens
1/4/95	-	-	L, 56-57 Knoxville
2/11/95	-	-	L, 48-74 Athens
2/10/96	-	22	W, 67-62 Knoxville
2/3/96	-	-	L, 49-68 Athens
3/8/96	-	-	L, 63-74 42-New Orleans
1/29/97	-	-	L, 50-63 Knoxville
3/1/97	-	-	L, 55-69 Athens
2/4/98	-	-	W, 77-48 Knoxville
2/28/98	-	-	L, 72-77 Athens
1/20/99	-	-	W, 85-69 Knoxville
2/23/99	-	-	W, 75-65 Athens
2/9/00	-	-	W, 110-83 Knoxville
3/4/00	11	-	W, 83-66 Athens
1/27/01	6	-	L, 75-77** Athens
2/21/01	22	-	L, 76-88 Knoxville
1/12/02	-	-	L, 70-73 Athens
3/2/02	-	16	W, 71-63* Knoxville
1/22/03	-	19	L, 76-81* Athens
2/8/03	-	17	W, 78-72 Knoxville
1/17/04	-	-	W, 89-65 Knoxville
2/21/04	-	-	L, 60-71 Athens
1/5/05	-	-	W, 72-65 Athens
3/5/05	-	-	W, 78-68 Knoxville
1/11/06	-	-	W, 89-76 Knoxville
2/11/06	11	-	W, 83-78 Athens
1/31/07	-	-	W, 82-71 Knoxville
3/3/07	-	-	W, 71-65 Athens

1/26/08	3	-	W, 85-69	Knoxville
2/16/08	4	-	W, 74-71	Athens
1/10/09	15	-	W, 86-77	Athens
2/11/09	-	-	W, 79-48	Knoxville
1/23/10	8	-	L, 63-78	Athens
2/17/10	20	-	W, 69-60	Knoxville
1/18/11	-	-	W, 59-57	Athens
2/19/11	-	-	L, 63-69	Knoxville
1/18/12	-	-	L, 53-57*	Athens
2/4/12	-	-	W, 73-62	Knoxville
2/6/13	-	-	L, 62-68	Knoxville
3/2/13	-	-	L, 68-78	Athens
2/18/14	-	-	W, 67-48	Knoxville

GEORGIA STATE 4-1

Date	AP Rank	Result	Site
12/10/77	-	-	W, 84-62 Knoxville
12/13/84	-	-	L, 50-52 Knoxville
11/26/95	-	-	W, 74-59 Knoxville
12/1/96	-	-	W, 70-53 Knoxville
12/20/03	-	-	W, 87-71 Knoxville

GEORGIA TECH 42-27

Date	AP Rank	Result	Site
2/19/21	-	-	W, 29-28 Atlanta
2/17/22	-	-	W, 26-14 Knoxville
1/21/28	-	-	L, 26-31 Atlanta
2/13/28	-	-	L, 25-42 Knoxville
2/13/29	-	-	W, 30-25 Atlanta
1/22/30	-	-	W, 33-28 Knoxville
1/22/31	-	-	L, 29-49 Atlanta
2/10/31	-	-	L, 25-32 Knoxville
2/4/33	-	-	L, 23-37 Atlanta
2/13/33	-	-	W, 33-26 Knoxville
2/24/33	-	-	W, 30-24 42-Atlanta
1/31/34	-	-	W, 35-25 Atlanta
2/12/34	-	-	W, 23-21 Knoxville
1/16/35	-	-	W, 36-26 Atlanta
2/18/35	-	-	W, 34-31 Knoxville
1/17/36	-	-	L, 30-33 Atlanta
2/24/36	-	-	W, 33-21 Knoxville
2/28/40	-	-	W, 55-43 42-Knoxville
1/27/45	-	-	W, 44-26 Knoxville
2/10/45	-	-	L, 49-53 Atlanta
3/3/45	-	-	W, 41-37 42-Louisville
1/26/46	-	-	W, 49-27 Atlanta
2/9/46	-	-	L, 34-38 Knoxville
1/20/47	-	-	L, 43-48 Atlanta
2/7/47	-	-	W, 40-28 Knoxville
1/24/48	-	-	W, 59-57 Atlanta
2/6/48	-	-	W, 49-46 Knoxville
2/12/49	-	-	W, 63-56 Atlanta
2/5/49	-	-	L, 71-72* Knoxville
1/21/50	17	-	L, 57-68 Atlanta
2/4/50	-	-	W, 69-56 Knoxville
3/2/50	-	-	W, 63-56 42-Louisville
2/3/51	-	-	L, 57-71 Knoxville
2/21/51	-	-	L, 64-74 Atlanta
1/26/52	-	-	W, 69-56 Knoxville
2/20/52	-	-	W, 83-81 Atlanta
1/17/53	-	-	W, 89-67 Knoxville
2/16/53	-	-	W, 82-79 Atlanta
1/30/54	-	-	W, 68-61 Atlanta
2/22/54	-	-	W, 69-57 Knoxville
1/29/55	-	-	W, 79-58 Knoxville
2/21/55	18	-	L, 77-83 Atlanta
1/28/56	-	-	L, 72-73 Atlanta
2/20/56	-	-	W, 76-74 Knoxville
1/26/57	-	-	L, 77-84 Knoxville
2/19/57	-	-	L, 85-87 Atlanta
1/25/58	16	-	L, 79-82 Atlanta
2/18/58	20	-	W, 84-65 Knoxville
2/14/59	-	-	W, 84-71 Knoxville
2/17/59	-	-	L, 49-59 Atlanta
1/23/60	-	-	L, 69-74 Atlanta
2/16/60	-	-	W, 57-56 Knoxville

1/28/61	-	-	W, 65-60	Knoxville
2/21/61	-	-	L, 59-60	Atlanta
1/27/62	-	-	L, 65-66	Knoxville
2/20/62	-	-	L, 50-67	Atlanta
1/26/63	-	-	7 L, 69-73	Atlanta
2/19/63	-	-	L, 60-72	Knoxville
1/27/64	-	-	W, 83-63	Knoxville
2/18/64	-	-	L, 45-47	Atlanta
12/7/64	-	-	W, 66-52	Atlanta
1/23/65	-	-	W, 55-48	Knoxville
1/22/66	-	-	W, 83-48	Knoxville
2/28/66	-	-	W, 58-47	Atlanta
2/1/67	-	-	W, 59-48	Knoxville
2/20/68	-	-	W, 71-69	Atlanta
12/17/68	-	-	W, 72-59	Knoxville
12/15/02	-	-	W, 70-69	48-Atlanta
2/7/04	-	-	15 L, 62-77	Knoxville

GONZAGA 1-2

Date	AP Rank	Result	Site
12/29/07	11	-	W, 82-72 53-Seattle
11/30/08	12	9 L,	74-83 54-Orlando
1/7/09	15	-	L, 79-89* Knoxville

GUILDFORD 0-1

Date	AP Rank	Result	Site
2/22/11	-	-	L, 39-46 Greensboro

HARDIN SIMMONS 1-0

Date	AP Rank	Result	Site
12/20/83	-	-	W, 75-58 Knoxville

HARVARD 1-0

Date	AP Rank	Result	Site
12/14/74	-	-	W, 84-59 38-Knoxville

HAWAII 2-1

Date	AP Rank	Result	Site
12/29/65	-	-	W, 88-41 28-Honolulu
12/29/83	-	-	L, 60-73 28-Honolulu
12/30/00	6	-	W, 69-58 28-Honolulu

HOLY CROSS 0-1

Date	AP Rank	Result	Site
12/28/60	-	-	L, 67-68 18-Miami

HOUSTON 3-2

Date	AP Rank	Result	Site
12/5/70	-	-	17 W, 79-58 Knoxville
12/29/70	10	-	L, 65-68 35-Los Angeles
12/4/71	-	-	7 L, 65-67 Houston
12/23/94	-	-	W, 74-58 Houston
12/19/95	-	-	W, 69-49 Knoxville

IDAHO STATE 1-0

Date	AP Rank	Result	Site
11/24/84	-	-	W, 65-59 16-Anchorage

ILLINOIS 2-1

Date	AP Rank	Result	Site
12/15/67	-	-	W, 66-42 38-Knoxville
12/10/85	-	-	10 W, 54-51 Knoxville
1/17/88	-	-	20 L, 79-103 Champaign

ILLINOIS STATE 0-1

Date	AP Rank	Result	Site
3/12/98	-	-	L, 81-82* 1-Sacramento

INDIANA 0-4

Date	AP Rank	Result	Site
3/18/67	8	-	L, 44-51 1-Evanston
3/15/74	-	-	10 L, 71-73 43-St. Louis
12/28/79	-	-	10 L, 68-70 8-San Diego
3/27/85	-	-	L, 67-74 2-New York City

IONA 2-0

Date	AP Rank	Result	Site
12/19/80	-	-	W, 80-54 38-Knoxville
12/29/90	-	-	W, 93-77 28-Honolulu

IOWA 1-2

Date	AP Rank	Result	Site
12/27/67	4	-	L, 59-64 21-Los Angeles
12/20/77	-	-	L, 86-92 30-Las Vegas
12/29/00	6	23	W, 80-68 28-Honolulu
3/19/14	-	-	W, 78-65* 1-Dayton

IOWA STATE 1-1

Date	AP Rank	Result	Site
12/4/68	20	-	L, 66-72 Knoxville
12/3/77	-	-	W, 81-76 15-Tempe

JOHNSON BIBLE COLLEGE 4-0

Date	AP Rank	Result	Site
12/7/13	-	-	W, 45-17 Knoxville
1/23/15	-	-	W, 80-19 Knoxville
1/8/16	-	-	W, 43-20 Knoxville
1921	-	-	W, 21-10 Knoxville

KANSAS 1-1

Date	AP Rank	Result	Site
1/3/09	14	-	L, 85-92 Lawrence
1/10/10	16	1	W, 76-68 Knoxville

KENNESAW STATE 1-0

Date	AP Rank	Result	Site
11/9/12	-	-	W, 76-67 Knoxville

KENT STATE 1-0

Date	AP Rank	Result	Site
11/29/90	-	-	W, 93-69 Knoxville

KENTUCKY 67-150

at Knoxville: 47-51
at Lexington: 16-88
Neutral: 4-11

SEC Tournament: 4-11

Biggest Win: 30 pts (88-58, Feb. 16, 2013 at Knoxville)

Biggest Loss: 61 pts (40-101, March 12, 1993 at Lexington)

Longest Winning Streak: 5 games (two times, Feb. 15, 1975 - March 5, 1977 and Feb. 23, 1916 - March 3, 1917)

Longest Losing Streak: 20 games (Feb. 11, 1950 - Jan. 16, 1960)

Current Streak: Kentucky 1 game

Date	AP Rank	Result	Site
2/16/10	-	-	L, 5-20 Lexington
2/7/12	-	-	L, 15-27 Lexington
2/11/14	-	-	L, 14-20 Lexington
2/12/14	-	-	L, 18-20 Lexington
2/5/15	-	-	W, 36-21 Knoxville
2/6/15	-	-	W, 27-22 Knoxville
2/17/15	-	-	L, 13-22 Lexington
2/18/15	-	-	L, 18-20 Lexington
2/23/16	-	-	W, 28-17 Lexington
2/9/17	-	-	W, 23-20 Lexington
2/10/17	-	-	W, 22-19 Lexington
3/2/17	-	-	W, 27-26 Knoxville
3/3/17	-	-	W, 30-10 Knoxville
2/7/18	-	-	L, 26-33 Lexington
2/8/18	-	-	L, 12-40 Lexington
3/1/18	-	-	L, 18-29 Knoxville
3/2/18	-	-	L, 20-32 Knoxville
2/7/19	-	-	W, 40-22 Knoxville
2/28/19	-	-	L, 14-30 Lexington
2/5/20	-	-	W, 29-24 Lexington
2/7/20	-	-	W, 27-26 Lexington
2/27/20	-	-	W, 28-25 Knoxville

OUTLOOK
 PLAYERS
 STAFF
 REVIEW
 RESULTS
 RECORDS
 HONORS
 POSTSEASON
 VOLTMANAC
 MEDIA INFO



SERIES RESULTS

2/28/20	-	-	L, 25-36	Knoxville	3/2/57	-	3	L, 75-93	Lexington	1/15/94	-	8	L, 74-93	Lexington
1/20/23	-	-	W, 30-26	Knoxville	1/18/58	13	9	L, 68-77	Lexington	2/23/94	-	7	L, 73-77	Knoxville
2/10/23	-	-	W, 28-23	Lexington	3/1/58	-	12	L, 66-77	Knoxville	1/25/95	-	5	L, 50-69	Lexington
1/18/24	-	-	W, 20-13	Knoxville	1/17/59	-	2	L, 58-79	Lexington	2/28/95	-	6	L, 48-68	Knoxville
2/9/25	-	-	L, 22-35	Knoxville	2/28/59	-	1	L, 56-69	Knoxville	1/13/96	-	2	L, 44-61	Lexington
2/18/25	-	-	L, 21-26	Lexington	1/16/60	-	17	L, 68-78	Knoxville	2/17/96	-	2	L, 50-90	Knoxville
2/12/26	-	-	L, 17-51	Knoxville	2/27/60	-	-	W, 65-63	Lexington	1/4/97	-	3	L, 40-74	Lexington
2/18/26	-	-	L, 21-27	Lexington	1/21/61	-	-	L, 54-83	Lexington	2/25/97	-	3	L, 64-74	Knoxville
1/21/27	-	-	W, 19-14	Knoxville	3/4/61	-	-	L, 61-68	Knoxville	1/24/98	-	7	L, 67-85	Knoxville
2/19/27	-	-	W, 30-21	Lexington	12/22/61	-	-	L, 69-96	19-Lexington	2/11/98	-	7	L, 74-80	Lexington
1/21/28	-	-	L, 18-48	Lexington	1/15/62	-	3	L, 82-95	Knoxville	1/12/99	-	6	W, 47-46	Lexington
2/9/28	-	-	L, 16-43	Knoxville	3/10/62	-	4	L, 59-90	Lexington	2/28/99	-	13	W, 68-61	Knoxville
1/17/29	-	-	L, 29-35	Knoxville	1/19/63	-	-	W, 78-69	Lexington	2/1/00	6	14	L, 68-81	Lexington
1/19/29	-	-	L, 22-27	Lexington	3/2/63	-	-	W, 63-55	Knoxville	2/23/00	7	18	W, 74-67	Knoxville
1/18/30	-	-	L, 20-23	Lexington	1/18/64	-	4	L, 57-66	Lexington	1/16/01	4	-	L, 74-84	Lexington
1/31/30	-	-	W, 29-24*	Knoxville	2/29/64	-	2	L, 38-42	Knoxville	2/14/01	15	22	L, 95-103	Knoxville
1/10/31	-	-	L, 23-31	Lexington	1/16/65	-	-	W, 77-58	Knoxville	2/6/02	-	7	W, 76-74*	Knoxville
1/31/31	-	-	L, 32-36*	Knoxville	2/27/65	-	-	L, 60-61	Lexington	2/19/02	-	12	L, 61-64	Lexington
1/16/32	-	-	L, 28-29	Knoxville	2/26/66	-	1	L, 64-78	Lexington	1/8/03	-	18	L, 71-74	Knoxville
2/13/32	-	-	L, 27-41	Lexington	3/5/66	-	1	W, 69-62	Knoxville	2/26/03	-	2	L, 68-80	Lexington
1/14/33	-	-	L, 21-42	Knoxville	1/23/67	-	-	W, 52-50**	Lexington	1/20/04	-	9	L, 68-69*	Knoxville
1/28/33	-	-	L, 23-44	Lexington	2/13/67	-	-	W, 76-57	Knoxville	2/25/04	-	9	L, 60-92	Lexington
1/13/34	-	-	L, 23-44	Knoxville	1/22/68	4	8	W, 87-59	Knoxville	1/25/05	-	7	L, 62-84	Knoxville
1/27/34	-	-	L, 26-53	Lexington	2/12/68	5	8	L, 59-60	Lexington	3/2/05	-	3	L, 61-73	Lexington
1/26/35	-	-	L, 21-48	Lexington	1/18/69	-	5	L, 66-69	Knoxville	3/11/05	-	4	L, 62-76	42-Atlanta
2/16/35	-	-	L, 36-38	Knoxville	3/8/69	-	7	L, 69-84	Lexington	2/7/06	11	-	W, 75-67	Lexington
1/25/36	-	-	L, 31-40	Lexington	1/17/70	-	2	L, 52-68	Lexington	3/1/06	11	-	L, 78-80	Knoxville
2/15/36	-	-	W, 39-28	Knoxville	3/7/70	-	2	L, 69-86	Knoxville	1/28/06	-	-	L, 57-76	Lexington
2/29/36	-	-	W, 39-28	42-Knoxville	1/16/71	18	10	W, 75-71	Knoxville	2/13/07	-	20	W, 89-85	Knoxville
1/23/37	-	-	L, 26-43	Lexington	3/6/71	14	8	L, 78-84	Lexington	1/22/08	3	-	L, 66-72	Lexington
2/13/37	-	-	W, 26-24	Knoxville	1/22/72	19	-	L, 70-72	Lexington	3/2/08	1	-	W, 63-60	Knoxville
3/1/37	-	-	L, 25-39	42-Knoxville	3/9/72	-	-	L, 66-67	Knoxville	1/13/09	24	-	L, 72-90	Knoxville
1/22/38	-	-	L, 27-52	Lexington	1/20/73	-	-	W, 65-64	Knoxville	2/21/09	-	-	L, 58-77	Lexington
2/26/38	-	-	L, 26-29	Knoxville	3/8/73	-	19	L, 81-86	Lexington	2/13/10	12	3	L, 62-73	Lexington
1/21/39	-	-	W, 30-29	Lexington	1/14/74	-	-	W, 67-54	Knoxville	2/27/10	19	2	W, 74-65	Knoxville
2/18/39	-	-	L, 34-36**	Knoxville	2/16/74	-	-	L, 58-61	Lexington	3/13/10	15	2	L, 45-74	42-Nashville
3/4/39	-	-	L, 38-46	42-Knoxville	1/13/75	18	7	L, 82-88	Lexington	2/8/11	-	18	L, 61-73	Lexington
1/20/40	-	-	L, 26-35	Lexington	2/15/75	-	4	W, 103-98	Knoxville	3/6/11	-	20	L, 58-64	Knoxville
2/17/40	-	-	W, 27-23	Knoxville	1/10/76	9	-	W, 90-88*	Lexington	1/14/12	-	2	L, 62-65	Knoxville
3/1/40	-	-	L, 29-30**	42-Knoxville	2/7/76	8	-	W, 92-85	Knoxville	1/31/12	-	1	L, 44-69	Lexington
1/18/41	-	-	W, 32-22	Knoxville	1/12/77	-	2	W, 71-67*	Lexington	1/15/13	-	-	L, 65-75	Lexington
2/15/41	-	-	L, 28-37	Lexington	3/5/77	11	2	W, 81-79	Knoxville	2/16/13	-	25	W, 88-58	Knoxville
3/1/41	-	-	W, 36-33	42-Louisville	2/15/78	-	3	L, 77-90	Lexington	1/18/14	-	13	L, 66-74	Lexington
1/17/42	-	-	W, 46-40	Knoxville	2/25/78	-	2	L, 57-68	Knoxville					
2/14/42	-	-	L, 33-36	Lexington	1/20/79	-	-	W, 66-55	Lexington	KENTUCKY WESLEYAN				1-2
1/16/43	-	-	L, 28-30	Knoxville	2/17/79	-	-	W, 101-84	Knoxville	Date	AP Rank	Result	Site	
2/13/43	-	-	L, 29-53	Lexington	3/3/79	-	-	W, 75-69*	42-Birmingham	2/5/26	-	-	W, 28-19	Knoxville
2/27/43	-	-	W, 33-30	42-Louisville	1/5/80	-	2	W, 49-47	Knoxville	2/19/26	-	-	L, 26-40	Owensboro
1/20/45	-	-	W, 35-34	Knoxville	2/2/80	-	3	L, 75-83	Lexington	12/10/55	-	-	L, 72-80	Knoxville
2/17/45	-	-	L, 34-40	Lexington	1/10/81	13	4	L, 47-48	Lexington	KING				3-0
3/3/45	-	-	L, 35-39	42-Louisville	2/7/81	10	6	W, 87-71	Knoxville	Date	AP Rank	Result	Site	
1/19/46	-	-	L, 32-50	Knoxville	1/9/82	-	3	W, 70-66	Knoxville	1/13/22	-	-	W, 24-17	Knoxville
2/16/46	-	-	L, 34-54	Lexington	2/6/82	16	9	L, 67-77	Lexington	1/31/33	-	-	W, 43-21	Knoxville
1/18/47	-	-	L, 39-54	Knoxville	1/31/83	-	10	W, 65-63	Knoxville	12/30/39	-	-	W, 54-17	Knoxville
2/15/47	-	-	L, 46-61	Lexington	2/27/83	20	10	L, 61-69	Lexington	LAFAYETTE				2-0
1/17/48	-	-	L, 54-65	Knoxville	1/30/84	-	3	L, 74-93	Lexington	Date	AP Rank	Result	Site	
2/14/48	-	-	L, 42-69	Lexington	2/27/84	-	4	W, 63-58	Knoxville	12/9/80	-	-	W, 72-42	Knoxville
3/6/48	-	-	L, 47-70	42-Louisville	1/27/85	-	-	W, 81-65	Knoxville	12/27/84	-	-	W, 77-58	Knoxville
1/15/49	-	-	L, 51-66	Knoxville	2/28/85	-	-	L, 67-92	Lexington	LAMBUTH				0-1
2/8/49	-	1	L, 56-71	Lexington	1/25/86	-	11	L, 57-74	Lexington	Date	AP Rank	Result	Site	
3/5/49	-	1	L, 44-83	42-Louisville	2/27/86	-	5	L, 60-62	Knoxville	12/19/35	-	-	L, 28-29	Jackson
1/14/50	-	2	W, 66-53	Knoxville	1/10/87	-	9	W, 75-68	Knoxville	LA SALLE				2-0
2/11/50	-	7	L, 52-79	Lexington	2/11/87	-	-	L, 84-91*	Lexington	Date	AP Rank	Result	Site	
3/4/50	-	4	L, 58-95	42-Louisville	1/16/88	-	5	L, 65-83	Lexington	12/20/69	8	-	W, 55-47	38-Knoxville
1/20/51	-	2	L, 45-70	Knoxville	2/17/88	-	9	W, 72-70	Knoxville	12/17/76	-	-	W, 92-85	38-Knoxville
2/17/51	-	1	L, 61-86	Lexington	1/21/89	18	-	L, 65-66	Knoxville	LINCOLN MEMORIAL (LMU)				17-0
1/19/52	-	3	L, 56-65	Knoxville	2/22/89	-	-	L, 71-76	Lexington	Date	AP Rank	Result	Site	
2/16/52	-	1	L, 40-95	Lexington	1/20/90	-	-	L, 83-95	Lexington	1/7/25	-	-	W, 32-14	Knoxville
3/1/52	-	1	L, 66-81	42-Louisville	2/21/90	-	-	W, 102-100	Knoxville	1/1/32	-	-	W, 42-17	Knoxville
1/23/54	-	1	L, 71-97	Knoxville	1/12/91	-	11	L, 74-78	Knoxville	12/17/32	-	-	W, 41-18	Knoxville
2/18/54	-	2	L, 63-90	Lexington	2/13/91	-	16	L, 74-85	Lexington	12/17/34	-	-	W, 52-16	Knoxville
1/22/55	-	1	L, 66-84	Knoxville	1/21/92	-	8	W, 107-85	Knoxville					
3/5/55	-	2	L, 61-104	Lexington	3/7/92	-	10	L, 88-99	Lexington					
1/21/56	-	4	L, 68-95	Knoxville	1/9/93	-	2	L, 70-84	Lexington					
3/3/56	-	12	L, 77-101	Lexington	2/24/93	-	2	W, 78-77	Knoxville					
1/19/57	-	4	L, 72-97	Knoxville	3/12/93	-	4	L, 40-101	42-Lexington					

12/7/37	-	-	W, 27-14	Knoxville
12/5/38	-	-	W, 37-35	Knoxville
1/2/40	-	-	W, 39-32	Knoxville
12/9/41	-	-	W, 60-15	Knoxville
12/2/44	-	-	W, 63-28	Knoxville
12/8/45	-	-	W, 63-18	Knoxville
12/2/46	-	-	W, 60-24	Knoxville
12/2/47	-	-	W, 56-41	Knoxville
11/29/48	-	-	W, 58-43	Harrogate
11/30/49	-	-	W, 67-59	Harrogate
12/7/50	-	-	W, 98-61	Harrogate
11/29/51	-	-	W, 78-58	Harrogate

LIPSCOMB 2-0

Date	AP Rank	Result	Site
12/1/54	-	-	W, 95-38 Knoxville
12/29/05	-	-	W, 69-58 Knoxville

LONG BEACH STATE 1-0

Date	AP Rank	Result	Site
3/16/07	25	-	W, 121-86 1-Columbus

LONG ISLAND 2-3

Date	AP Rank	Result	Site
1/27/37	-	-	L, 24-30 New York City
12/30/41	-	-	W, 36-33 33-New Orleans
12/25/45	-	-	L, 43-45 New York City
12/21/46	-	-	L, 32-42 New York City
11/26/99	17	-	W, 86-47 Knoxville

LOUISIANA-LAFAYETTE 8-1

Date	AP Rank	Result	Site
<i>(AS SOUTHWESTERN LOUISIANA)</i>			
12/3/66	-	-	W, 67-52 Knoxville
3/12/82	-	-	W, 61-57 1-Indianapolis
3/20/85	-	-	W, 73-72 2-Knoxville
12/27/85	-	-	L, 78-79** 33-New Orleans
<i>(AS LOUISIANA-LAFAYETTE)</i>			
3/17/00	11	-	W, 63-58 1-Birmingham
11/22/05	-	-	W, 83-76 Knoxville
11/27/06	-	-	W, 77-67 Lafayette
11/30/07	11	-	W, 98-70 Knoxville
12/29/08	14	-	W, 89-62 Knoxville

LOUISIANA-MONROE (ULM) 1-0

Date	AP Rank	Result	Site
11/16/11	-	-	W, 85-62 Knoxville

LSU 62-43

at Knoxville: 29-16
at Baton Rouge: 25-24
Neutral: 8-3
SEC Tournament: 7-3
Biggest Win: 35 pts (93-58, Jan. 6, 1999 at Knoxville)
Biggest Loss: 36 pts (59-95, Jan. 31, 1953 at Baton Rouge)
Longest Winning Streak: 11 games (Jan. 11, 1964 - Feb. 24, 1969)
Longest Losing Streak: 8 games (Jan. 9, 1978 - Feb. 21, 1981)
Current Streak: Tennessee 6 games

Date	AP Rank	Result	Site
2/25/33	-	-	L, 43-55 42-Atlanta
2/25/34	-	-	W, 42-35 42-Atlanta
2/27/43	-	-	W, 52-34 42-Louisville
2/27/48	-	-	W, 56-48 Memphis
2/21/49	-	-	W, 81-72 Knoxville
2/20/50	-	-	W, 67-65 Baton Rouge
3/4/50	-	-	W, 81-79 42-Louisville
1/15/51	-	-	L, 61-68 Baton Rouge
2/2/52	-	-	W, 82-68 Knoxville
1/31/53	11	L	59-95 Baton Rouge
1/16/54	16	L	62-75 Knoxville
1/15/55	-	-	W, 76-68 Baton Rouge

1/16/56	-	-	W, 91-82 Baton Rouge
1/14/57	16	-	L, 61-62 Baton Rouge
12/21/57	-	-	W, 63-62 9-Charlotte
1/13/58	-	-	W, 75-53 Knoxville
1/12/59	17	-	W, 65-58 Baton Rouge
1/11/60	-	-	W, 103-79 Knoxville
1/14/61	-	-	L, 60-72 Baton Rouge
1/13/62	-	-	L, 61-73 Knoxville
1/12/63	-	-	L, 60-61 Baton Rouge
1/11/64	-	-	W, 62-58 Knoxville
1/11/65	-	-	W, 58-54 Baton Rouge
3/6/65	-	-	W, 83-60 Knoxville
1/31/66	-	-	W, 87-59 Knoxville
2/14/66	-	-	W, 74-64 Baton Rouge
2/6/67	-	-	W, 76-59 Baton Rouge
3/4/67	8	-	W, 87-60 Knoxville
2/5/68	6	-	W, 87-67 Baton Rouge
3/2/68	-	-	W, 74-71 Knoxville
2/27/69	-	-	W, 81-68 Baton Rouge
2/24/69	17	-	W, 87-63 Baton Rouge
1/26/70	-	-	L, 59-71 Baton Rouge
2/23/70	-	-	W, 88-87 Knoxville
1/25/71	8	-	L, 70-80 Baton Rouge
2/22/71	13	-	W, 88-67 Knoxville
1/31/72	-	-	L, 62-63 Knoxville
2/28/72	-	-	W, 78-66 Baton Rouge
1/29/73	-	-	W, 73-71 Baton Rouge
2/26/73	-	-	L, 74-78 Knoxville
1/28/74	-	-	W, 57-52 Baton Rouge
3/2/74	-	-	W, 100-80 Knoxville
1/27/75	-	-	W, 99-79 Knoxville
3/1/75	-	-	L, 87-94 Baton Rouge
1/26/76	10	-	W, 105-92 Baton Rouge
2/23/76	9	-	W, 80-71 Knoxville
1/15/77	-	-	W, 108-102 Baton Rouge
2/12/77	11	-	W, 91-64 Knoxville
1/9/78	-	-	L, 87-121 Baton Rouge
2/6/78	-	-	L, 86-101 Knoxville
1/24/79	9	L	75-77 Baton Rouge
1/29/79	9	L	78-84 Knoxville
1/19/80	20	14	L, 74-75 Knoxville
2/16/80	6	L	66-73 Baton Rouge
1/24/81	8	5	L, 63-80 Baton Rouge
2/21/81	8	4	L, 65-66 Knoxville
1/23/82	20	-	W, 77-67 Knoxville
2/20/82	-	-	W, 54-53 Baton Rouge
1/10/83	12	-	W, 59-58 Baton Rouge
2/7/83	-	-	W, 66-63 Knoxville
3/11/83	-	-	W, 74-71* 42-Birmingham
1/10/84	11	W	70-69 Knoxville
2/6/84	14	L	59-61* Baton Rouge
1/12/85	-	-	L, 65-75 Baton Rouge
2/14/85	-	-	L, 82-87 Knoxville
1/11/86	8	W	88-77 Knoxville
2/12/86	-	-	L, 50-75 Baton Rouge
1/8/87	-	-	L, 78-79 Knoxville
2/7/87	-	-	L, 58-60 Baton Rouge
1/13/88	-	-	L, 51-52 Knoxville
2/13/88	-	-	L, 73-92 Baton Rouge
1/11/89	17	-	W, 100-96 Knoxville
2/11/89	-	-	L, 106-122 Baton Rouge
3/10/89	-	-	W, 95-77 42-Knoxville
1/8/90	11	L	94-111 Baton Rouge
2/10/90	11	L	113-119 Knoxville
1/22/91	16	W	92-89 Knoxville
2/23/91	19	L	87-119 Baton Rouge
1/29/92	-	-	L, 82-97 Baton Rouge
3/13/92	23	L	89-99 42-Birmingham
2/20/93	-	-	L, 74-81 Knoxville
2/5/94	-	-	L, 83-84 Baton Rouge
2/4/95	-	-	L, 52-56 Knoxville
2/14/96	-	-	W, 73-65 Baton Rouge
1/19/97	-	-	W, 66-52 Knoxville
1/31/98	-	-	W, 72-65 Baton Rouge
3/5/98	-	-	W, 73-62 42-Atlanta
1/6/99	-	-	W, 93-58 Knoxville

1/8/00	15	21	W, 64-59 Baton Rouge
3/3/01	-	-	W, 78-71 Knoxville
1/30/02	-	-	W, 61-58 Baton Rouge
3/1/03	-	-	L, 67-88 Knoxville
2/4/04	-	-	L, 67-84 Baton Rouge
2/5/05	-	-	W, 77-55 Knoxville
1/14/06	-	-	L, 74-88 Baton Rouge
2/6/07	-	-	W, 70-67 Knoxville
3/8/07	22	-	L, 67-76* 42-Atlanta
2/9/08	7	-	W, 47-45 Baton Rouge
1/28/09	-	-	L, 73-79 Knoxville
2/4/10	14	-	W, 59-54 Baton Rouge
3/11/10	15	-	W, 59-49 42-Nashville
1/26/11	-	-	W, 75-53 Knoxville
2/29/12	-	-	W, 74-69* Baton Rouge
2/19/13	-	-	W, 82-72 Knoxville
1/7/14	-	-	W, 68-50 Baton Rouge

LOUISIANA TECH 3-1

Date	AP Rank	Result	Site
12/20/57	-	-	L, 61-68 9-Charlotte
12/17/65	-	-	W, 71-55 17-Shreveport
12/17/83	-	-	W, 71-61 38-Knoxville
12/3/86	-	-	W, 63-56 Knoxville

LOUISVILLE 7-12

Date	AP Rank	Result	Site
2/19/13	-	-	W, 24-16 Louisville
2/14/14	-	-	W, 32-17 Louisville
2/19/15	-	-	W, 30-27 Louisville
2/20/15	-	-	W, 20-15 Louisville
2/24/16	-	-	W, 25-20 Louisville
2/16/22	-	-	W, 28-22 Knoxville
2/10/27	-	-	L, 26-28 Knoxville
2/2/28	-	-	L, 29-49 Knoxville
1/2/50	-	-	L, 63-74 Louisville
12/23/50	-	-	L, 61-73 Louisville
12/2/78	5	L	61-82 Louisville
12/8/79	14	L	75-77 Knoxville
3/20/83	2	L	57-70 1-Evansville
3/29/85	-	-	W, 100-84 2-New York City
12/20/01	-	-	L, 72-73 Louisville
1/25/03	9	L	69-72 Knoxville
1/25/04	5	L	62-65 Knoxville
1/22/05	14	L	62-85 Louisville
3/27/08	5	13	L, 60-79 1-Charlotte

LOYOLA (NEW ORLEANS) 3-0

Date	AP Rank	Result	Site
1/8/49	-	-	W, 73-57 Knoxville
2/18/50	-	-	W, 62-39 New Orleans
1/27/51	-	-	W, 64-60 Knoxville

MANHATTAN 1-0

Date	AP Rank	Result	Site
12/27/71	-	-	W, 76-70 27-Philadelphia

MARQUETTE 3-4

Date	AP Rank	Result	Site
12/5/72	14	5	L, 30-56 Milwaukee
12/5/73	-	-	L, 65-67 Knoxville
3/8/83	-	-	W, 57-56 1-Evansville
12/13/86	-	-	L, 56-63 Milwaukee
12/3/87	-	-	W, 82-56 Knoxville
11/21/01	-	-	L, 74-85 16-Anchorage
12/16/08	16	24	W, 80-68 55-Nashville

MARSHALL 6-3

Date	AP Rank	Result	Site
2/1/37	-	-	W, 33-31 Knoxville
2/5/38	-	-	L, 31-34 Knoxville
2/4/39	-	-	W, 42-41 Knoxville
2/3/40	-	-	L, 40-47 Knoxville
1/2/41	-	-	W, 33-22 Knoxville
1/6/41	-	-	L, 29-33 Huntington
1/31/42	-	-	W, 48-37 Knoxville

OUTLOOK
PLAYERS
STAFF
REVIEW
RESULTS
RECORDS
HONORS
POSTSEASON
VOLTMANAC
MEDIA INFO



SERIES RESULTS

1/6/45	-	-	W, 48-40	Knoxville
1/5/46	-	-	W, 44-31	Knoxville

MARYLAND				2-2
Date	AP Rank	Result	Site	
12/5/49	-	-	W, 61-40	Knoxville
12/20/63	-	-	W, 70-59	37-Blacksburg
3/8/80	-	8	L, 75-86	1-Greensboro
11/25/84	-	-	L, 49-72	16-Anchorage

MARYVILLE COLLEGE				26-10-1
Date	AP Rank	Result	Site	
1/9/10	-	-	W, 30-28	Maryville
1/12/10	-	-	L, 28-35	Knoxville
3/1/10	-	-	W, 19-16	Maryville
1/14/11	-	-	W, 36-28	Maryville
2/11/11	-	-	W, 41-24	Knoxville
2/27/11	-	-	W, 33-29	Maryville
12/16/11	-	-	W, 53-18	Knoxville
1/11/13	-	-	W, 37-28	Knoxville
1/17/14	-	-	W, 49-16	Maryville
2/21/14	-	-	W, 36-15	Knoxville
2/23/14	-	-	W, 40-19	Maryville
1/20/17	-	-	L, 15-23	Knoxville
2/27/17	-	-	W, 31-17	Knoxville
3/5/17	-	-	W, 30-23	Maryville
1/26/18	-	-	W, 28-19	Knoxville
1/29/18	-	-	T, 20-20	Maryville
2/19/19	-	-	L, 18-21	Knoxville
1/23/20	-	-	W, 43-23	Knoxville
1/30/20	-	-	L, 11-23	Maryville
2/5/21	-	-	W, 35-30	Knoxville
2/10/21	-	-	W, 32-17	Knoxville
1/8/23	-	-	W, 18-15	Knoxville
2/24/23	-	-	W, 23-21	Knoxville
1/12/24	-	-	W, 26-17	Knoxville
2/12/24	-	-	L, 18-20	Maryville
2/25/24	-	-	W, 30-25	Knoxville
1/14/25	-	-	W, 16-13	Knoxville
1/23/25	-	-	L, 21-28	Maryville
2/24/25	-	-	W, 34-15	Knoxville
1/14/26	-	-	W, 37-22	Knoxville
1/25/26	-	-	L, 28-29	Maryville
1/10/27	-	-	L, 22-23	Knoxville
1/24/27	-	-	L, 19-24	Maryville
1/14/28	-	-	L, 20-25	Knoxville
1/22/29	-	-	W, 30-23	Knoxville
1/11/30	-	-	W, 36-25	Knoxville
1/24/31	-	-	W, 40-27	Knoxville

MASSACHUSETTS (UMASS)				4-0
Date	AP Rank	Result	Site	
2/5/03	-	-	W, 71-45	Knoxville
1/3/04	-	-	W, 74-66	Amherst
11/18/12	-	-	W, 83-69	57-Bayamon
3/21/14	-	-	W, 86-67	1-Raleigh

MEMPHIS				14-11
Date	AP Rank	Result	Site	
<i>(AS MEMPHIS STATE)</i>				
12/28/69	6	-	W, 72-51	4-Oklahoma City
12/29/88	19	-	W, 76-74	Knoxville
11/25/89	-	24	L, 72-91	40-Memphis
3/14/90	-	-	W, 73-71	2-Memphis
11/27/90	-	-	L, 72-74	Knoxville
12/14/91	-	-	W, 65-64	Memphis
12/6/92	-	8	W, 70-59	Knoxville
12/2/93	-	-	L, 64-83	Memphis
<i>(AS UNIVERSITY OF MEMPHIS)</i>				
12/17/94	-	-	L, 46-50	Knoxville
12/16/95	-	6	L, 55-57	Memphis
12/15/96	-	-	W, 57-47	Knoxville
12/20/97	-	-	W, 68-66	Memphis
12/2/98	-	-	W, 68-67	Knoxville
12/18/99	13	-	W, 74-69	Memphis
12/5/00	6	-	W, 86-76	Knoxville

12/15/01	-	-	L, 69-71	Memphis
1/18/06	-	4	L, 79-88	Memphis
12/6/06	-	16	W, 76-58	Knoxville
2/23/08	2	1	W, 66-62	Memphis
1/24/09	-	22	L, 52-54	Knoxville
12/31/10	14	-	W, 66-59	Memphis
1/5/11	-	21	W, 104-84	Knoxville
11/22/11	-	8	L, 97-99**	49-Maui
1/4/12	-	-	L, 51-69	Memphis
1/4/13	-	-	L, 80-85	Knoxville

MERCER				2-4
Date	AP Rank	Result	Site	
2/7/13	-	-	L, 18-24	Macon
2/18/21	-	-	L, 20-28	Macon
1/26/24	-	-	L, 23-28	Knoxville
12/28/93	-	-	W, 67-45	Knoxville
3/20/13	-	-	L, 67-75	2-Knoxville
3/23/14	-	-	W, 83-63	1-Raleigh

MEXICO				2-0
Date	AP Rank	Result	Site	
2/7/33	-	-	W, 43-31	Knoxville
1/24/66	-	-	W, 121-42	Knoxville

MIAMI (FLA.)				3-1
Date	AP Rank	Result	Site	
12/17/54	-	-	W, 89-80	24-Montgomery
12/1/91	-	-	L, 60-72	31-San Juan
12/27/95	-	-	W, 56-54	Miami
12/22/96	-	-	W, 78-65	Knoxville

MIAMI (OHIO)				4-2
Date	AP Rank	Result	Site	
12/20/47	-	-	L, 51-54	Cincinnati
12/18/82	11	-	W, 69-62	38-Knoxville
12/28/88	19	-	W, 94-83	38-Knoxville
11/17/97	-	-	W, 75-74	Knoxville
11/19/98	18	-	L, 62-68	Oxford
12/1/99	18	-	W, 78-59	Knoxville

MICHIGAN				5-6
Date	AP Rank	Result	Site	
12/5/58	-	-	W, 80-66	22-Kent
12/19/59	-	-	L, 60-70	Ann Arbor
12/3/60	-	-	W, 75-64	Knoxville
12/1/65	-	2	L, 63-71	Ann Arbor
12/1/66	-	-	W, 72-54	Knoxville
12/7/74	-	19	L, 74-78	Ann Arbor
12/6/75	8	16	W, 82-81	Knoxville
12/29/84	-	13	W, 81-77	Knoxville
12/2/85	-	3	L, 52-87	Ann Arbor
3/18/11	-	-	L, 45-75	1-Charlotte
3/28/14	-	8	L, 71-73	1-Indianapolis

MICHIGAN STATE				2-5
Date	AP Rank	Result	Site	
1/23/39	-	-	L, 31-35	Knoxville
1/6/40	-	-	L, 20-29	East Lansing
12/30/70	10	-	W, 81-70	35-Los Angeles
12/18/71	-	-	W, 85-61	38-Knoxville
12/21/93	-	-	L, 60-69	Knoxville
12/20/94	-	17	L, 68-79	East Lansing
3/28/10	15	13	L, 69-70	1-St. Louis

MIDDLE TENNESSEE				9-2
Date	AP Rank	Result	Site	
3/18/88	-	-	L, 80-85	2-Murfreesboro
12/5/91	-	-	W, 86-83	Knoxville
12/10/99	16	-	W, 78-77	Knoxville
12/15/00	4	-	W, 99-83	Nashville
1/21/02	-	-	W, 74-56	Knoxville
11/10/06	25	-	W, 83-52	Knoxville
11/20/07	7	-	W, 109-40	Knoxville
11/21/08	14	-	W, 76-66	Murfreesboro
12/11/09	9	-	W, 75-54	52-Nashville

11/30/10	13	-	W, 86-56	Knoxville
3/19/12	-	-	L, 64-71	2-Knoxville

MILLIGAN				10-2
Date	AP Rank	Result	Site	
1/6/22	-	-	W, 31-14	Knoxville
1/22/23	-	-	W, 22-12	Knoxville
1/5/24	-	-	W, 24-11	Knoxville
2/16/31	-	-	W, 36-33	Knoxville
1/13/32	-	-	L, 26-32	Knoxville
1/16/33	-	-	L, 26-44	Knoxville
2/3/34	-	-	W, 31-26	Knoxville
12/20/39	-	-	W, 35-23	Knoxville
12/11/45	-	-	W, 50-38	Knoxville
12/7/46	-	-	W, 59-33	Knoxville
12/5/47	-	-	W, 76-36	Knoxville
12/13/47	-	-	W, 52-34	Johnson City

MILLSAPS				0-1
Date	AP Rank	Result	Site	
3/2/21	-	-	L, 28-29	44-Atlanta

MINNESOTA				1-0
Date	AP Rank	Result	Site	
12/17/79	-	-	W, 71-64	Knoxville

MISSISSIPPI (OLE MISS) 70-41
at Knoxville: 40-11
at Oxford: 25-23
Neutral: 5-7
SEC Tournament: 5-7
Biggest Win: 47 pts (102-55, Jan. 8, 1966 at Knoxville)
Biggest Loss: 22 pts (48-70, Jan. 22, 1997 at Oxford)
Longest Winning Streak: 11 games (Feb. 8, 1941 - Jan. 6, 1953)
Longest Losing Streak: 4 games (two times, Feb. 14, 1990 - Feb. 27, 1991 and Feb. 5, 1986 - Feb. 2, 1987)
Current Streak: Tennessee 1 game

Date	AP Rank	Result	Site	
1/28/24	-	-	L, 17-36	Oxford
1/29/24	-	-	L, 13-24	Oxford
1/10/25	-	-	W, 15-13	Knoxville
2/12/27	-	-	L, 34-39	Knoxville
3/3/38	-	-	L, 40-45	42-Baton Rouge
2/7/41	-	-	W, 61-29	Knoxville
1/10/42	-	-	W, 42-39	Oxford
3/1/45	-	-	W, 59-37	42-Louisville
1/11/46	-	-	W, 65-42	Oxford
2/10/47	-	-	W, 61-28	Knoxville
3/5/48	-	-	W, 81-62	42-Louisville
3/4/49	-	-	W, 74-49	42-Louisville
2/25/50	-	-	W, 79-57	Knoxville
2/10/51	-	-	W, 67-65	Oxford
1/12/52	-	-	W, 76-69	Knoxville
1/6/53	-	-	W, 81-71	Oxford
2/15/54	-	-	L, 73-92	Knoxville
2/14/55	-	-	W, 84-78	Oxford
2/13/56	-	-	W, 65-63	Knoxville
2/11/57	-	-	W, 98-88	Oxford
2/10/58	-	-	W, 68-63	Knoxville
2/9/59	-	-	W, 85-82	Oxford
2/8/60	-	-	W, 81-71	Knoxville
2/13/61	-	-	L, 55-57	Oxford
2/12/62	-	-	L, 81-98	Knoxville
2/11/63	-	-	L, 78-85	Oxford
2/10/64	-	-	W, 92-54	Knoxville
2/8/65	-	-	W, 96-50	Oxford
1/8/66	-	-	W, 102-55	Knoxville
1/27/67	-	-	W, 62-49	Knoxville
2/4/67	-	-	L, 53-56	Oxford
1/27/68	6	-	W, 66-65	Oxford
2/3/68	6	-	W, 88-46	Knoxville

1/6/69	-	-	W, 59-54	Oxford
2/10/69	-	-	W, 61-45	Knoxville
1/5/70	6	-	L, 57-59**	Knoxville
2/9/70	-	-	W, 72-60	Oxford
1/4/71	10	-	W, 98-85	Oxford
2/8/71	11	-	W, 80-74	Knoxville
1/10/72	-	-	W, 73-70	Knoxville
2/14/72	-	-	W, 68-58	Oxford
1/8/73	-	-	L, 52-60	Oxford
2/12/73	-	-	W, 51-49	Knoxville
1/12/74	-	-	L, 57-69	Oxford
2/11/74	-	-	W, 65-57	Knoxville
1/11/75	18	-	W, 102-82	Knoxville
2/10/75	15	-	L, 81-88	Oxford
1/24/76	10	-	W, 56-53	Oxford
2/21/76	9	-	W, 105-81	Knoxville
1/17/77	-	-	W, 86-72	Oxford
2/14/77	11	-	W, 87-75	Knoxville
1/7/78	-	-	L, 68-73	Oxford
2/4/78	-	-	W, 86-67	Knoxville
1/3/79	-	-	W, 72-67	Oxford
1/27/79	-	-	L, 64-65	Knoxville
1/2/80	-	-	W, 66-65	Oxford
1/30/80	-	-	L, 59-66	Knoxville
2/28/80	-	-	L, 74-76	42-Birmingham
1/7/81	13	-	W, 73-68	Knoxville
2/4/81	10	-	L, 52-71	Oxford
3/5/81	10	-	L, 71-81	42-Birmingham
1/6/82	-	-	W, 62-55	Oxford
2/3/82	16	-	L, 53-55*	Knoxville
1/8/83	12	-	L, 55-56*	Oxford
2/5/83	-	-	W, 65-53	Knoxville
1/8/84	-	-	W, 83-59	Knoxville
2/4/84	-	-	L, 56-57	Oxford
1/5/85	-	-	W, 70-63	Oxford
2/6/85	-	-	L, 57-58	Knoxville
1/4/86	-	-	W, 74-66	Knoxville
2/5/86	-	-	L, 55-59	Oxford
3/5/86	-	-	L, 56-73	42-Lexington
1/31/87	-	-	L, 70-73*	Knoxville
2/2/87	-	-	L, 70-71	Oxford
1/6/88	-	-	W, 77-68*	Knoxville
2/6/88	-	-	L, 73-81	Oxford
11/28/88	-	-	W, 84-79	Oxford
2/15/89	-	-	W, 83-71	Knoxville
12/16/89	-	-	W, 71-67	Knoxville
2/14/90	-	-	L, 80-81	Oxford
3/9/90	-	-	L, 86-87	42-Orlando
1/26/91	-	-	L, 72-75	Oxford
2/27/91	-	-	L, 88-93	Knoxville
3/7/91	-	-	W, 94-85	42-Nashville
2/19/92	-	-	W, 98-86	Knoxville
1/30/93	-	-	W, 75-62	Oxford
2/16/94	-	-	W, 72-69	Knoxville
2/22/95	-	-	W, 75-61	Oxford
1/31/96	-	-	W, 67-52	Knoxville
1/22/97	-	-	L, 48-70	Oxford
1/17/98	-	11	W, 77-67	Knoxville
2/17/99	-	-	W, 69-67	Oxford
1/15/00	12	-	W, 98-60	Knoxville
2/10/01	10	25	L, 71-87	Oxford
3/9/01	-	14	L, 73-86	42-Nashville
1/6/02	-	-	W, 82-76	Knoxville
1/11/03	-	-	W, 66-64	Oxford
2/18/04	-	-	W, 83-66	Knoxville
2/19/05	-	-	L, 58-60	Oxford
2/4/06	13	-	W, 86-72	Knoxville
1/24/07	-	-	L, 69-83	Oxford
1/9/08	8	16	W, 85-83	Knoxville
2/18/09	-	-	L, 65-81	Oxford
1/16/10	9	21	W, 71-69*	Knoxville
3/12/10	15	-	W, 76-65	42-Nashville
1/29/11	-	-	W, 74-57	Oxford
2/22/12	-	-	W, 73-60	Knoxville
3/9/12	-	-	L, 72-77*	42-New Orleans
1/9/13	-	-	L, 74-92	Knoxville

1/24/13	-	23	L, 56-62	Oxford
1/29/14	-	-	W, 86-70	Knoxville
MISSISSIPPI COLLEGE				1-0
Date	AP Rank	Result	Site	
2/25/22	-	-	W, 19-18	44-Atlanta
MISSISSIPPI STATE				78-41
at Knoxville:				44-10
at Starkville:				27-27
Neutral:				7-4
SEC Tournament:				7-3
Biggest Win:				33 pts (82-49, Jan. 8, 1972 at Knoxville)
Biggest Loss:				27 pts (68-95, Feb. 2, 1991 at Starkville)
Longest Winning Streak:				17 games (Feb. 14, 1939 - March 3, 1949)
Longest Losing Streak:				4 games (three times, last Jan. 5, 1994 - Jan. 27, 1996)
Current Streak:				Tennessee 3 games
Date	AP Rank	Result	Site	
<i>(AS MISSISSIPPI A&M)</i>				
1/15/24	-	-	W, 20-17	Knoxville
1/30/24	-	-	L, 26-48	Starkville
2/29/24	-	-	L, 18-33	44-Atlanta
<i>(AS MISSISSIPPI STATE COLLEGE)</i>				
1/5/38	-	-	L, 31-35	Knoxville
1/15/38	-	-	L, 31-34	Starkville
3/3/38	-	-	W, 41-34	42-Baton Rouge
1/14/39	-	-	L, 24-25	Starkville
2/14/39	-	-	W, 42-30	Knoxville
1/24/41	-	-	W, 37-28	Knoxville
2/27/41	-	-	W, 35-29	42-Louisville
2/27/42	-	-	W, 50-40	42-Louisville
1/8/43	-	-	W, 35-33	Starkville
2/6/43	-	-	W, 42-36	Knoxville
1/12/45	-	-	W, 41-26	Starkville
2/3/45	-	-	W, 44-27	Knoxville
1/12/46	-	-	W, 52-27	Starkville
2/4/46	-	-	W, 38-31	Knoxville
1/10/47	-	-	W, 35-34	Starkville
2/1/47	-	-	W, 65-36	Knoxville
1/12/48	-	-	W, 64-57	Knoxville
2/2/48	-	-	W, 47-46	Starkville
3/4/48	-	-	W, 73-52	42-Louisville
2/12/49	-	-	W, 63-58	Knoxville
3/3/49	-	-	W, 73-45	42-Louisville
1/23/50	17	-	L, 56-65	Starkville
2/12/51	-	-	W, 76-75	Starkville
2/23/52	-	-	W, 78-69	Knoxville
1/5/53	-	-	L, 63-65	Starkville
2/13/54	-	-	W, 97-81	Knoxville
2/12/55	-	-	W, 93-67	Starkville
2/11/56	-	-	L, 58-75	Knoxville
2/9/57	-	-	L, 90-97**	Starkville
2/8/58	-	17	W, 104-83	Knoxville
<i>(AS MISSISSIPPI STATE UNIVERSITY)</i>				
2/7/59	-	11	L, 45-52	Starkville
2/6/60	-	-	W, 48-38	Knoxville
2/11/61	-	-	L, 67-72	Starkville
2/10/62	-	9	L, 67-91	Knoxville
2/9/63	-	8	L, 59-63	Starkville
2/8/64	-	-	W, 82-58	Knoxville
2/6/65	-	-	W, 77-57	Knoxville
1/15/66	-	-	L, 74-75**	Starkville
1/30/67	-	-	W, 67-45	Knoxville
3/6/67	8	-	W, 78-76**	Starkville
1/29/68	6	-	W, 65-57	Starkville
3/4/68	-	-	W, 63-51	Knoxville
1/4/69	-	-	L, 57-58	Starkville
2/8/69	-	-	W, 80-50	Knoxville
1/3/70	6	-	W, 58-56	Knoxville
2/7/70	-	-	W, 72-60	Starkville
1/2/71	10	-	L, 67-69	Starkville

2/6/71	11	-	W, 88-65	Knoxville
1/8/72	-	-	W, 82-49	Knoxville
2/12/72	-	-	W, 71-61	Starkville
1/6/73	-	-	W, 86-67	Starkville
2/10/73	-	-	W, 93-76	Knoxville
1/26/74	-	-	W, 70-61	Knoxville
2/25/74	-	-	L, 58-62	Starkville
1/25/75	-	-	W, 97-87	Starkville
2/24/75	-	-	W, 109-83	Knoxville
2/2/76	9	-	W, 75-66	Knoxville
3/1/76	11	-	W, 78-76	Starkville
1/24/77	14	-	W, 68-59	Knoxville
2/21/77	14	-	W, 76-68	Starkville
1/16/78	-	-	L, 68-70	Knoxville
2/13/78	-	-	L, 60-62	Starkville
1/8/79	-	18	L, 62-72	Knoxville
2/5/79	-	-	L, 84-90**	Starkville
1/17/80	20	-	W, 70-61	Starkville
2/13/80	-	-	W, 85-73	Knoxville
1/21/81	8	-	W, 81-57	Knoxville
2/18/81	8	-	W, 73-70	Starkville
1/20/82	20	-	W, 54-44	Starkville
2/17/82	-	-	W, 50-48	Knoxville
1/15/83	18	-	L, 74-75*	Knoxville
2/12/83	-	-	L, 66-75	Starkville
1/14/84	-	-	L, 56-63*	Starkville
2/11/84	-	-	W, 45-42	Knoxville
1/23/85	-	-	L, 66-82	Starkville
2/23/85	-	-	W, 79-64	Knoxville
1/22/86	-	-	W, 69-51	Knoxville
2/22/86	-	-	L, 49-57	Starkville
1/21/87	-	-	W, 74-61	Knoxville
2/21/87	-	-	L, 60-62	Starkville
1/27/88	-	-	W, 63-48	Starkville
2/17/88	-	-	W, 64-62	Knoxville
1/7/89	17	-	W, 86-85	Starkville
2/8/89	-	-	W, 81-71	Knoxville
1/6/90	-	-	W, 82-77	Knoxville
2/7/90	-	-	W, 84-83*	Starkville
1/2/91	-	-	L, 65-70	Knoxville
2/2/91	-	-	L, 68-95	Starkville
3/8/91	-	18	W, 87-70	42-Nashville
2/12/92	-	-	L, 76-94	Starkville
1/16/93	-	-	W, 92-75	Knoxville
1/5/94	-	-	L, 66-80	Starkville
3/10/94	-	-	L, 69-73	42-Memphis
2/18/95	-	23	L, 52-60	Knoxville
1/27/96	-	-	L, 59-60	Starkville
2/15/97	-	-	W, 54-53	Knoxville
2/17/98	-	-	W, 87-63	Starkville
2/6/99	-	-	L, 82-88	Knoxville
3/5/99	18	-	L, 56-62	42-Atlanta
2/6/00	6	-	W, 88-81	Starkville
1/20/01	4	-	W, 84-79	Knoxville
1/16/02	-	-	L, 91-92*	Starkville
3/5/03	-	23	W, 59-49	Starkville
2/18/04	-	11	L, 60-82	Knoxville
1/12/05	-	11	L, 64-63	Knoxville
1/25/06	19	-	W, 88-65	Starkville
1/7/07	19	-	W, 92-84	Knoxville
2/2/08	7	-	W, 76-71	Starkville
2/25/09	-	-	W, 81-76	Knoxville
3/15/09	-	-	L, 64-61	42-Tampa
3/6/10	16	-	W, 75-59	Starkville
2/26/11	-	-	L, 69-70	Knoxville
1/12/12	-	20	L, 58-62	Starkville
1/19/13	-	-	W, 72-57	Knoxville
3/14/13	-	-	W, 69-53	42-Nashville
2/26/14	-	-	W, 75-68	Starkville

OUTLOOK PLAYERS STAFF STAFF REVIEW RESULTS RECORDS HONORS POSTSEASON VOLTMANAC MEDIA INFO



SERIES RESULTS

MISSOURI 4-5

at Knoxville: 3-2
at Columbia: 0-3
Neutral: 1-0

SEC Tournament: 0-0

Biggest Win: 22 pts (99-77, Dec. 24, 1974 at St. Petersburg)

Biggest Loss: 25 pts (61-86, Dec. 20, 1961 in Knoxville)

Longest Winning Streak: 2 games (Dec. 14, 1985 - present)

Longest Losing Streak: 3 games (Dec. 20, 1961 - Dec. 16 1972)

Current Streak: Tennessee 1 game

Date	AP Rank	Result	Site
12/20/61	-	-	L, 61-86 Knoxville
12/20/62	-	-	L, 47-54 Columbia
12/16/72	-	12	L, 57-67 38-Knoxville
12/21/74	-	-	W, 99-77 6-St. Petersburg
12/10/84	-	-	L, 61-70 Columbia
12/14/85	-	-	W, 67-54 Knoxville
3/9/13	-	-	W, 64-62 Knoxville
2/15/14	-	-	L, 70-75 Columbia
3/8/14	-	-	W, 72-45 Knoxville

MISSOURI STATE 1-1

Date	AP Rank	Result	Site
3/14/99	20	-	L, 51-81 1-Charlotte
11/17/10	24	-	W, 60-56 25-Knoxville

MONTANA STATE 2-0

Date	AP Rank	Result	Site
12/19/69	8	-	W, 71-62 38-Knoxville
12/16/83	-	-	W, 64-41 38-Knoxville

MOREHEAD STATE 4-0

Date	AP Rank	Result	Site
12/7/83	-	-	W, 75-63 Knoxville
12/7/94	-	-	W, 70-52 Knoxville
11/24/96	-	-	W, 85-63 Knoxville
12/23/13	-	-	W, 82-67 Knoxville

MURPHY COLLEGE 2-0

Date	AP Rank	Result	Site
2/5/16	-	-	W, 43-16 Knoxville
2/11/16	-	-	W, 34-20 Sevierville

MURRAY STATE 3-0

Date	AP Rank	Result	Site
2/24/45	-	-	W, 57-38 Knoxville
11/30/05	-	-	W, 64-53 Nashville
12/1/06	-	-	W, 89-64 Knoxville

NAVY 2-0

Date	AP Rank	Result	Site
12/13/74	-	-	W, 86-59 38-Knoxville
12/27/83	-	-	W, 76-61 28-Honolulu

NEBRASKA 0-2

Date	AP Rank	Result	Site
12/13/03	-	-	L, 62-77 Lincoln
12/30/04	-	-	L, 61-62 Knoxville

NEVADA-LAS VEGAS (UNLV) 0-1

Date	AP Rank	Result	Site
12/29/82	8	15	L, 54-70 20-Las Vegas

NEW MEXICO 2-2

Date	AP Rank	Result	Site
12/5/89	-	-	W, 96-85* Knoxville
12/20/90	-	-	L, 80-83 Albuquerque
1/4/03	-	-	W, 71-64 Knoxville
12/18/04	-	-	L, 58-77 Albuquerque

NEW MEXICO A&M 0-1

Date	AP Rank	Result	Site
12/30/55	-	-	L, 64-74 Knoxville

NEW ORLEANS 1-0

Date	AP Rank	Result	Site
12/11/82	14	-	W, 76-74 Knoxville

NEW YORK UNIVERSITY 1-0

Date	AP Rank	Result	Site
12/25/44	-	-	W, 50-48 New York City

NIAGARA 1-2

Date	AP Rank	Result	Site
12/27/69	6	-	L, 68-69 4-Okla. City
12/28/72	-	-	L, 62-66 12-New York City
12/15/78	-	-	W, 100-80 38-Knoxville

UNC ASHEVILLE 9-0

Date	AP Rank	Result	Site
11/19/97	-	-	W, 75-69 Knoxville
11/24/99	17	-	W, 79-63 Knoxville
11/30/00	7	-	W, 85-59 Knoxville
12/30/03	-	-	W, 80-57 Knoxville
12/19/07	12	-	W, 86-73 Knoxville
12/3/08	10	-	W, 87-69 Knoxville
11/17/09	10	-	W, 124-49 Knoxville
12/20/11	-	-	W, 72-68 Knoxville
11/15/12	-	-	W, 75-68 57-Bayamon

NORTH CAROLINA 1-8

Date	AP Rank	Result	Site
2/21/11	-	-	L, 21-40 Chapel Hill
2/25/27	-	-	L, 17-32 44-Atlanta
1/5/29	-	-	L, 26-28 Knoxville
2/26/32	-	-	L, 25-35 45-Atlanta
1/5/47	-	-	L, 43-52 Chapel Hill
1/31/49	-	-	W, 84-56 Knoxville
3/24/00	11	-	L, 69-74 1-Austin
11/23/04	-	11	L, 81-94 49-Mau
11/24/06	22	2	L, 87-101 25-New York City

UNC CHARLOTTE 5-5

Date	AP Rank	Result	Site
12/4/76	15	-	W, 69-67 Knoxville
12/18/84	-	-	W, 86-76 Knoxville
12/20/86	-	-	W, 86-69 38-Knoxville
2/24/92	-	-	L, 65-72 Charlotte
1/18/93	-	-	W, 80-70 Knoxville
11/29/95	-	-	L, 76-79 Knoxville
12/28/96	-	-	L, 51-72 Charlotte
3/16/01	-	-	L, 63-70 1-Dayton
1/6/10	16	-	W, 88-71 Knoxville
12/17/10	7	-	L, 48-49 Charlotte

UNC GREENSBORO 2-0

Date	AP Rank	Result	Site
12/22/98	-	-	W, 92-60 Knoxville
11/11/11	-	-	W, 92-63 Knoxville

UNC WILMINGTON 2-0

Date	AP Rank	Result	Site
12/21/85	-	-	W, 85-57 38-Knoxville
11/14/06	24	-	W, 87-75 25-Nashville

NORTH CAROLINA A&T 2-0

Date	AP Rank	Result	Site
11/27/07	11	-	W, 93-59 Knoxville
12/23/09	16	-	W, 99-78 Knoxville

NORTH CAROLINA STATE 3-6

Date	AP Rank	Result	Site
3/1/29	-	-	L, 32-48 45-Atlanta
12/2/61	-	-	L, 64-71 Raleigh
1/26/65	-	-	W, 65-54 Memphis
3/1/67	8	-	W, 65-62 Greensboro

2/25/91	-	-	L, 82-90 Knoxville
1/27/92	-	-	W, 92-78 Raleigh
2/13/93	-	-	L, 72-74 Raleigh
2/7/94	-	-	L, 70-72* Knoxville
12/18/13	-	-	L, 58-65 Knoxville

NORTH TEXAS 1-0

Date	AP Rank	Result	Site
11/30/73	-	-	W, 80-71 Knoxville

NORTHERN MICHIGAN 1-0

Date	AP Rank	Result	Site
12/1/70	-	-	W, 90-68 Knoxville

NORTHWESTERN 0-1

Date	AP Rank	Result	Site
12/21/77	-	-	L, 86-93 30-Las Vegas

NOTRE DAME 0-1

Date	AP Rank	Result	Site
3/11/79	20	5	L, 67-73 1-Murfreesboro

OAKLAND 1-2

Date	AP Rank	Result	Site
12/14/11	7	-	L, 82-89 Knoxville
11/28/11	-	-	L, 81-89 Oakland
11/26/12	-	-	W, 77-50 Knoxville

OHIO NORTHERN 1-0

Date	AP Rank	Result	Site
11/25/83	-	-	W, 40-33 Knoxville

OHIO 3-2

Date	AP Rank	Result	Site
2/20/26	-	-	L, 30-50 Athens
12/30/44	-	-	W, 40-36 Buffalo
3/17/69	-	-	W, 75-64 2-New York City
12/21/87	-	-	L, 70-72 Knoxville
3/20/10	15	-	W, 83-68 1-Providence

OHIO STATE 2-4

Date	AP Rank	Result	Site
12/9/78	-	-	L, 78-86 Knoxville
12/22/79	-	2	L, 65-91 Columbus
1/13/07	16	5	L, 66-68 Columbus
3/22/07	25	1	L, 84-85 1-San Antonio
1/19/08	6	-	W, 74-69 Knoxville
3/26/10	15	5	W, 76-73 1-St. Louis

OKLAHOMA 1-0

Date	AP Rank	Result	Site
12/13/68	-	-	W, 55-49 38-Knoxville

OKLAHOMA CITY 1-0

Date	AP Rank	Result	Site
12/22/82	9	-	W, 99-56 Knoxville

OKLAHOMA STATE 1-3

Date	AP Rank	Result	Site
12/22/05	23	-	L, 73-89 4-Oklahoma City
12/18/06	-	15	W, 79-77 Nashville
3/20/09	-	-	L, 75-77 1-Dayton
11/16/12	-	-	L, 45-62 57-Bayamon

OREGON 1-0

Date	AP Rank	Result	Site
12/29/64	-	-	W, 70-63 14-Portland

OREGON STATE 1-3

Date	AP Rank	Result	Site
12/30/64	-	-	L, 27-48 14-Portland
12/23/70	12	-	W, 89-61 Knoxville
12/10/89	-	24	L, 90-96* Knoxville
12/22/90	-	-	L, 66-82 Corvallis

PENNSYLVANIA 1-0

Date	AP Rank	Result	Site
12/29/75	10	- W, 77-70	33-New Orleans

PENN STATE 1-2

Date	AP Rank	Result	Site
12/17/71	-	- W, 57-55	38-Knoxville
12/2/95	-	- L, 57-69	Knoxville
12/7/96	-	- L, 41-42*	State College

PEPPERDINE 1-0

Date	AP Rank	Result	Site
12/29/87	-	- W, 96-75	38-Knoxville

PITTSBURGH 4-2

Date	AP Rank	Result	Site
12/29/61	-	- W, 84-83	13-Evansville
12/29/81	-	- L, 54-55	14-Portland
12/6/98	-	- 20 W, 56-53	Knoxville
12/4/99	18	- W, 76-50	Pittsburgh
12/11/10	11	3 W, 83-76	55-Pittsburgh
12/3/11	-	- 17 L, 56-61	55-Knoxville

PORTLAND 1-1

Date	AP Rank	Result	Site
12/28/64	-	- W, 70-59	14-Portland
12/27/81	-	- L, 62-71	14-Portland

PRAIRIE VIEW 1-0

Date	AP Rank	Result	Site
11/16/07	7	- W, 89-75	51-Knoxville

PRESBYTERIAN 1-0

Date	AP Rank	Result	Site
12/18/12	-	- W, 878-62	Knoxville

PRINCETON 1-0

Date	AP Rank	Result	Site
12/28/59	-	- W, 79-71	Knoxville

PROVIDENCE 1-1

Date	AP Rank	Result	Site
12/19/70	14	- W, 77-58	38-Knoxville
12/28/73	-	- 9 L, 60-64	28-Honolulu

PURDUE 1-2

Date	AP Rank	Result	Site
12/6/80	-	- W, 78-69	Knoxville
11/28/81	-	- L, 68-82	West Lafayette
11/23/09	9	6 L, 72-73	56-St. Thomas

RADFORD 3-0

Date	AP Rank	Result	Site
1/13/93	-	- W, 105-63	Knoxville
1/2/00	16	- W, 72-46	Knoxville
12/17/01	-	- W, 72-66	Knoxville

RHODE ISLAND 0-1

Date	AP Rank	Result	Site
3/17/45	-	- L, 44-51	2-New York City

RICE 1-3

Date	AP Rank	Result	Site
12/22/51	-	- L, 60-64	Knoxville
12/19/53	-	- L, 66-78	Knoxville
12/3/62	-	- W, 75-52	Knoxville
12/6/63	-	- L, 56-61	Houston

RICHMOND 3-0

Date	AP Rank	Result	Site
12/2/64	-	- W, 97-66	Knoxville
12/1/67	-	- W, 93-45	Knoxville
12/22/84	-	- W, 77-64	Knoxville

ROANOKE 1-0

Date	AP Rank	Result	Site
1922	-	- W, 33-28	Roanoke

ROLLINS 1-0

Date	AP Rank	Result	Site
11/29/80	-	- W, 94-58	Knoxville

RUTGERS 2-0

Date	AP Rank	Result	Site
3/14/69	-	- W, 67-51	2-New York City
11/19/92	-	- W, 87-79	25-Piscataway

SAMFORD 1-0

Date	AP Rank	Result	Site
11/28/77	-	- W, 83-79	Knoxville

SAN DIEGO STATE 3-0

Date	AP Rank	Result	Site
12/29/79	-	- W, 96-77	8-San Diego
12/21/88	19	- W, 77-75	23-San Diego
3/18/10	15	- W, 62-59	1-Providence

SAN FRANCISCO 1-2

Date	AP Rank	Result	Site
12/18/70	14	- W, 79-59	38-Knoxville
12/10/76	15	6 L, 77-86	36-Salt Lake City
12/2/77	-	- 5 L, 75-84	15-Tempe

SAN JOSE STATE 2-0

Date	AP Rank	Result	Site
12/22/78	-	- W, 73-68	7-Santa Clara
12/28/82	8	- W, 50-42	2-Las Vegas

SAVANNAH STATE 1-0

Date	AP Rank	Result	Site
3/13/12	-	- W, 65-51	2-Knoxville

ST. FRANCIS (N.Y.) 1-0

Date	AP Rank	Result	Site
12/17/82	11	- W, 70-51	38-Knoxville

ST. FRANCIS (PA.) 1-0

Date	AP Rank	Result	Site
12/26/69	6	- W, 82-59	4-Oklahoma City

ST. JOHN'S 3-5

Date	AP Rank	Result	Site
12/26/42	-	- L, 41-52	New York City
12/2/48	-	- L, 45-67	New York City
3/20/71	17	- W, 84-83	2-New York City
12/27/72	-	- L, 55-56	12-New York City
12/9/75	7	- L, 70-79	New York City
12/18/76	-	- 20 W, 86-81	Knoxville
12/4/79	-	- 9 W, 97-80	Knoxville
11/24/01	-	- L, 55-69	16-Anchorage

ST. JOSEPH'S (PA.) 1-2

Date	AP Rank	Result	Site
12/4/48	-	- L, 68-83	Philadelphia
12/9/97	-	- W, 74-54	Knoxville
12/10/98	21	- L, 53-55	Philadelphia

SAINT LOUIS 0-1

Date	AP Rank	Result	Site
12/27/65	-	- L, 57-59	28-Honolulu

ST. MARY'S COLLEGE 0-1

Date	AP Rank	Result	Site
2/17/09	-	- L, 23-26	St. Mary

ST. PETER'S 1-0

Date	AP Rank	Result	Site
3/14/84	-	- W, 54-40	2-Knoxville

SANTA CLARA 1-0

Date	AP Rank	Result	Site
12/29/73	-	- W, 80-76	28-Honolulu

SETON HALL 2-1

Date	AP Rank	Result	Site
12/11/76	15	- W, 99-90	36-Salt Lake City
12/23/78	-	- W, 94-80	7-Santa Clara
11/21/92	-	- 6 L, 64-72	25-E. Rutherford

SEWANEE 20-1

Date	AP Rank	Result	Site
1/20/23	-	- W, 46-20	Knoxville
2/14/28	-	- L, 31-39	Knoxville
2/22/29	-	- W, 22-15	Sewanee
2/6/30	-	- W, 37-26	Knoxville
1/15/36	-	- W, 41-18	Knoxville
2/19/36	-	- W, 46-35	Sewanee
1/19/37	-	- W, 47-12	Knoxville
2/20/37	-	- W, 36-23	Sewanee
1/18/38	-	- W, 39-20	Knoxville
2/22/38	-	- W, 33-27	Sewanee
1/18/39	-	- W, 51-27	Knoxville
2/22/39	-	- W, 44-20	Sewanee
1/26/40	-	- W, 46-19	Sewanee
2/10/40	-	- W, 36-28	Knoxville
12/5/50	-	- W, 74-51	Knoxville
12/15/56	-	- W, 79-48	Knoxville
12/7/57	-	- W, 89-40	Sewanee
1/20/58	13	- W, 92-39	Knoxville
12/15/62	-	- W, 65-45	Knoxville
12/11/63	-	- W, 55-31	Knoxville
12/9/64	-	- W, 77-42	Knoxville

SIENA 1-0

Date	AP Rank	Result	Site
11/27/08	12	- W, 78-64	54-Orlando

SOUTH ALABAMA 1-0

Date	AP Rank	Result	Site
1/4/06	-	- W, 87-69	Knoxville

SOUTH CAROLINA 40-23

at Knoxville: 24-7
at Columbia: 13-14
Neutral: 2-3
SEC Tournament: 3-2
Biggest Win: 29 pts (86-57, Jan. 9, 1999 at Knoxville)
Biggest Loss: 34 pts (60-94, Jan. 23, 2002 at Knoxville)
Longest Winning Streak: 12 games (Jan. 12, 2008 - present)
Longest Losing Streak: 6 games (March 4, 1995 - Jan. 21, 1998)
Current Streak: Tennessee 14 games

Date	AP Rank	Result	Site
1/15/27	-	- L, 24-39	Columbia
12/28/28	-	- W, 29-20	Knoxville
12/29/28	-	- W, 22-14	Knoxville
1/5/33	-	- L, 29-33	Knoxville
12/18/37	-	- W, 31-21	Columbia
1/9/38	-	- W, 44-18	Knoxville
12/21/54	-	- W, 96-82	Knoxville
12/19/56	-	- W, 94-81	Knoxville
12/17/59	-	- W, 94-80	Knoxville
12/4/61	-	- L, 66-79	Columbia
12/6/69	-	- 1 W, 55-54	Columbia
12/2/72	14	16 W, 55-45	Knoxville
12/17/88	16	- L, 81-83*	Knoxville
12/18/89	-	- W, 67-60	Columbia
1/15/92	-	- L, 59-73	Columbia
2/29/92	-	- W, 87-64	Knoxville
3/12/92	-	- W, 70-63	42-Birmingham
1/6/93	-	- L, 85-95	Knoxville

OUTLOOK

PLAYERS

STAFF

REVIEW

RESULTS

RECORDS

HONORS

POSTSEASON

VOLTMANAC

MEDIA INFO



SERIES RESULTS

2/10/93	-	-	L, 107-111**	Columbia
1/19/94	-	-	L, 62-64	Columbia
2/26/94	-	-	L, 64-72	Knoxville
1/11/95	-	-	W, 61-57	Knoxville
3/4/95	-	-	L, 50-66	Columbia
1/10/96	-	-	L, 58-62	Knoxville
2/28/96	-	-	L, 52-66	Columbia
1/8/97	-	-	L, 41-73	Columbia
2/22/97	-	9	L, 58-69	Knoxville
1/21/98	-	14	L, 51-81	Columbia
2/7/98	-	13	W, 70-69	Knoxville
1/9/99	-	-	W, 86-57	Knoxville
2/20/99	-	-	W, 65-50	Columbia
1/5/00	15	-	W, 60-52	Columbia
1/29/00	11	-	W, 73-66	Knoxville
3/10/00	6	-	L, 68-75	42-Atlanta
1/13/01	4	-	W, 79-71	Knoxville
2/27/01	-	-	W, 68-67*	Columbia
1/23/02	-	-	L, 60-94	Knoxville
2/9/02	-	-	L, 54-72	Columbia
1/29/03	-	-	W, 60-56	Knoxville
2/19/03	-	-	L, 63-77	Columbia
1/17/04	-	-	L, 65-85	Columbia
3/6/04	-	-	W, 63-56	Knoxville
1/15/05	-	-	L, 63-66	Columbia
2/23/05	-	-	W, 80-72	Knoxville
1/8/06	-	-	W, 76-69	Columbia
1/28/06	19	-	W, 81-65	Knoxville
3/10/06	14	-	L, 71-79	42-Nashville
1/20/07	22	-	W, 64-61	Knoxville
2/17/07	-	-	L, 64-81	Columbia
1/12/08	8	-	W, 80-56	Columbia
3/9/08	4	-	W, 89-56	Knoxville
3/14/08	4	-	W, 89-87	42-Atlanta
1/17/09	24	-	W, 82-79	Knoxville
3/5/09	-	-	W, 86-70	Columbia
2/6/10	14	-	W, 79-53	Knoxville
2/20/10	20	-	W, 63-55	Columbia
2/16/11	-	-	W, 73-67	Knoxville
3/3/11	-	-	W, 73-69	Columbia
2/8/12	-	-	W, 69-57	Knoxville
2/25/12	-	-	W, 73-64	Columbia
2/10/13	-	-	W, 66-61	Columbia
2/8/14	-	-	W, 72-53	Knoxville
3/14/14	-	-	W, 59-44	42-Atlanta

SOUTH FLORIDA				6-0
Date	AP Rank	Result	Site	
12/10/73	-	-	W, 117-90	Knoxville
11/27/76	16	-	W, 94-64	Knoxville
1/30/95	-	-	W, 62-57	Tampa
12/22/95	-	-	W, 54-43	Knoxville
12/19/98	-	-	W, 75-68*	Tampa
11/29/99	18	-	W, 102-90	Knoxville

SOUTHERN CALIFORNIA (USC)				4-3
Date	AP Rank	Result	Site	
12/28/67	4	-	W, 78-68	21-Los Angeles
12/27/86	-	-	L, 76-81*	Knoxville
12/12/87	-	-	W, 74-61	Los Angeles
12/18/96	-	-	W, 71-59	Knoxville
12/30/97	-	-	W, 74-70	Los Angeles
12/19/09	9	-	L, 55-77	Los Angeles
12/21/10	19	-	L, 64-65	Knoxville

SOUTHERN ILLINOIS				2-0
Date	AP Rank	Result	Site	
12/14/68	-	-	W, 54-41	38-Knoxville
12/22/99	11	-	W, 87-74	26-Bayamon

SOUTHERN INDIANA				1-0
Date	AP Rank	Result	Site	
11/3/05	-	-	W, 86-78	50-Knoxville

SOUTHERN METHODIST				2-0
Date	AP Rank	Result	Site	
12/7/00	6	-	W, 85-76	Knoxville
12/6/01	-	-	W, 79-62	Dallas

SOUTHERN MISSISSIPPI				1-0
Date	AP Rank	Result	Site	
12/14/84	-	-	W, 89-73	38-Knoxville

SOUTHEASTERN LOUISIANA				1-0
Date	AP Rank	Result	Site	
11/22/85	-	-	W, 79-58	Knoxville

SPRINGFIELD				1-0
Date	AP Rank	Result	Site	
12/15/55	-	-	W, 76-33	Knoxville

STANFORD				2-0
Date	AP Rank	Result	Site	
12/22/56	-	-	W, 51-47	Knoxville
11/22/04	-	-	W, 69-57	49-Maui

SYRACUSE				3-3
Date	AP Rank	Result	Site	
12/15/72	-	-	W, 87-83	38-Knoxville
3/13/77	7	10	L, 88-93*	1-Baton Rouge
12/9/92	-	15	L, 81-87	Knoxville
11/28/93	-	20	L, 65-98	Syracuse
12/22/00	4	12	W, 83-70	Syracuse
1/19/02	-	8	W, 66-62	Knoxville

TAMPA				2-1
Date	AP Rank	Result	Site	
12/20/48	-	-	W, 74-50	Tampa
12/21/49	-	-	L, 63-66	Chattanooga
12/21/68	-	-	W, 53-51	Tampa

TEMPLE				3-3
Date	AP Rank	Result	Site	
12/27/44	-	-	L, 31-33	Philadelphia
12/29/45	-	-	W, 43-36	Philadelphia
3/20/69	-	-	L, 58-63	2-New York City
12/15/73	-	-	W, 11-6	38-Knoxville
11/9/07	7	-	W, 80-63	Knoxville
12/13/08	8	-	L, 72-88	Philadelphia

UT CHATTANOOGA				33-5
Date	AP Rank	Result	Site	
<i>(AS UNIVERSITY OF CHATTANOOGA)</i>				
1/24/13	-	-	W, 27-18	Chattanooga
2/5/13	-	-	W, 24-23	Chattanooga
2/18/14	-	-	W, 32-7	Knoxville
2/28/14	-	-	W, 34-18	Chattanooga
1/14/16	-	-	W, 39-22	Chattanooga
1/29/16	-	-	W, 31-22	Knoxville
2/20/19	-	-	L, 22-27	Chattanooga
2/15/21	-	-	L, 18-19	Chattanooga
1/18/22	-	-	L, 18-19	Knoxville
1/31/25	-	-	L, 14-25	Chattanooga
1/12/26	-	-	W, 37-23	Knoxville
1/20/33	-	-	W, 43-30	Knoxville
2/6/34	-	-	W, 43-28	Knoxville
1/7/36	-	-	W, 45-22	Knoxville
2/1/36	-	-	W, 44-16	Chattanooga
1/12/37	-	-	W, 35-15	Knoxville
2/19/37	-	-	W, 28-20	Chattanooga
1/25/38	-	-	W, 38-18	Knoxville
2/7/38	-	-	W, 37-31	Chattanooga
1/27/41	-	-	W, 53-18	Knoxville
2/9/42	-	-	W, 45-12	Knoxville
1/31/48	-	-	W, 79-64	Chattanooga
2/19/49	-	-	W, 94-75	Chattanooga
12/10/49	-	-	W, 65-50	Knoxville
12/9/50	-	-	W, 61-54	Knoxville
12/10/52	-	-	W, 63-54	Knoxville
12/1/60	-	-	W, 81-51	Knoxville

(AS UNIV. OF TENNESSEE AT CHATTANOOGA)				
Date	AP Rank	Result	Site	
12/1/82	14	-	W, 55-49	Chattanooga
3/19/84	-	-	W, 68-66	2-Knoxville
12/3/88	20	-	W, 91-76	Knoxville
12/2/90	-	-	W, 92-69	Knoxville
11/24/98	25	-	W, 85-74	Knoxville
11/17/00	9	-	W, 88-66	Knoxville
12/5/04	-	-	L, 68-69	Knoxville
12/5/07	10	-	W, 76-70	Chattanooga
11/15/08	14	-	W, 114-75	Knoxville
11/12/10	23	-	W, 82-62	Knoxville
1/2/12	-	-	W, 76-63	Knoxville

UT MARTIN				4-0
Date	AP Rank	Result	Site	
11/26/93	-	-	W, 97-80	Knoxville
12/30/02	-	-	W, 77-50	Knoxville
11/18/08	14	-	W, 91-64	Knoxville
12/29/10	-	-	W, 68-62	Knoxville

TENNESSEE STATE				4-0
Date	AP Rank	Result	Site	
11/23/90	-	-	W, 91-75	Knoxville
11/15/98	18	-	W, 91-69	Knoxville
11/28/03	-	-	W, 81-56	Knoxville
11/22/13	-	-	W, 88-67	Knoxville

TENNESSEE TECH				21-1
Date	AP Rank	Result	Site	
12/11/39	-	-	W, 37-23	Knoxville
12/7/40	-	-	W, 46-27	Knoxville
12/6/41	-	-	W, 42-23	Knoxville
11/15/42	-	-	W, 44-27	Knoxville
12/8/44	-	-	W, 44-28	Knoxville
12/3/45	-	-	W, 52-26	Knoxville
12/9/46	-	-	W, 65-22	Knoxville
12/11/47	-	-	W, 57-33	Knoxville
12/8/48	-	-	W, 58-45	Knoxville
12/3/49	-	-	W, 69-62	Knoxville
3/14/85	-	-	W, 65-62	2-Cookeville
11/25/88	-	-	W, 118-86	Knoxville
12/3/92	-	-	W, 96-78	Knoxville
2/1/94	-	-	W, 97-78	Knoxville
11/27/94	-	-	W, 74-54	Knoxville
1/15/96	-	-	W, 65-53	Knoxville
12/4/96	-	-	L, 62-73	Knoxville
12/2/97	-	-	W, 83-69	Knoxville
11/6/01	-	-	W, 72-63	Knoxville
12/22/03	-	-	W, 79-61	Knoxville
12/28/06	21	-	W, 101-77	Knoxville
12/7/13	-	-	W, 84-63	Knoxville

TENNESSEE WESLEYAN				12-2
Date	AP Rank	Result	Site	
1/5/27	-	-	L, 20-23	Knoxville
1/6/28	-	-	L, 35-36	Knoxville
1/12/29	-	-	W, 36-19	Knoxville
1/15/30	-	-	W, 43-20	Knoxville
1/12/31	-	-	W, 47-25	Knoxville
2/2/32	-	-	W, 33-23	Knoxville
2/11/33	-	-	W, 51-11	Knoxville
12/19/33	-	-	W, 41-19	Knoxville
12/15/34	-	-	W, 65-20	Knoxville
12/14/35	-	-	W, 44-22	Knoxville
12/9/36	-	-	W, 36-20	Knoxville
12/11/37	-	-	W, 42-15	Knoxville
12/15/38	-	-	W, 29-24	Knoxville
1/31/40	-	-	W, 43-21	Knoxville

TEXAS				3-3
Date	AP Rank	Result	Site	
12/18/52	-	-	W, 66-59	Knoxville
12/21/60	-	-	L, 73-77	5-Little Rock
11/24/04	15	L	W, 70-95	49-Maui
12/17/05	-	6	W, 95-78	Austin
12/23/06	-	-	W, 111-105*	Knoxville

11/24/07 7 15 L, 78-97 51-Newark, N.J.

TEXAS A&M 5-3

at Knoxville: 3-1

at College Station: 1-2

Neutral: 1-0

SEC Tournament: 0-0

Biggest Win: 24 pts (108-84, Dec. 2, 2003 at Knoxville)

Biggest Loss: 17 pts (66-83, Dec. 4, 2002 at College Station)

Longest Winning Streak: 3 games (Dec. 15, 1951 - Dec. 28, 1985)

Longest Losing Streak: 1 game (Dec. 4, 2002)

Current Streak: Texas A&M 2 games

Date	AP Rank	Result	Site
12/15/51	-	W, 60-52	Knoxville
12/7/85	-	W, 88-70	Knoxville
12/28/85	-	W, 70-64	33-New Orleans
12/4/02	-	L, 66-83	College Station
12/2/03	-	W, 108-84	Knoxville
2/23/13	-	W, 93-85****	College Station
1/11/14	-	L, 56-57	Knoxville
2/22/14	-	L, 65-68*	College Station

TEXAS CHRISTIAN (TCU) 0-1

Date	AP Rank	Result	Site
11/30/91	-	L, 59-73	31-San Juan

TEXAS TECH 0-1

Date	AP Rank	Result	Site
12/3/53	-	L, 71-88	Knoxville

TEXAS-EL PASO (UTEP) 0-2

Date	AP Rank	Result	Site
<i>(AS TEXAS WESTERN COLLEGE)</i>			
12/28/62	-	L, 57-77	34-El Paso
11/28/13	-	L, 70-78	58-Paradise Island

TOWSON 2-0

Date	AP Rank	Result	Site
<i>(AS TOWSON STATE)</i>			
1/6/92	-	W, 77-70	Knoxville
2/27/95	-	W, 77-60	Knoxville

TRANSYLVANIA 6-1

Date	AP Rank	Result	Site
2/9/12	-	L, 19-20	Lexington
2/26/16	-	W, 32-30	Lexington
2/9/18	-	W, 21-19	Lexington
2/6/20	-	W, 38-15	Lexington
2/8/23	-	W, 20-19	Lexington
2/20/23	-	W, 29-16	Knoxville
2/21/24	-	W, 41-28	Knoxville

TULANE 12-16

Date	AP Rank	Result	Site
2/1/24	-	L, 20-42	New Orleans
2/2/24	-	L, 24-39	New Orleans
2/14/25	-	L, 18-32	Knoxville
12/30/32	-	L, 23-31	New Orleans
12/31/32	-	L, 33-34	New Orleans
1/10/35	-	W, 38-17	Knoxville
1/11/35	-	W, 39-27	Knoxville
2/28/47	-	L, 41-47	42-Louisville
1/30/50	-	L, 55-68	Knoxville
1/13/51	-	L, 60-71	New Orleans
1/7/52	-	L, 65-71*	Knoxville
1/29/53	-	L, 63-68	New Orleans
1/18/54	-	L, 61-63	Knoxville
1/13/55	-	W, 71-58	New Orleans
1/14/56	-	W, 81-68	Knoxville
1/12/57	16	L, 71-77	New Orleans
1/11/58	-	W, 87-65	Knoxville
1/10/59	17	L, 45-64	New Orleans

1/9/60	-	L, 56-61	Knoxville
1/13/61	-	L, 59-84	New Orleans
3/3/62	-	L, 81-83	Knoxville
1/11/63	-	W, 77-70	New Orleans
1/10/64	-	W, 82-55	Knoxville
1/9/65	-	W, 80-63	New Orleans
3/8/65	-	W, 102-62	Knoxville
1/3/66	-	W, 64-46	Knoxville
2/12/66	-	W, 90-70	New Orleans
12/30/75	12	W, 97-73	33-New Orleans

TULSA 2-1

Date	AP Rank	Result	Site
12/11/48	-	W, 63-38	Knoxville
12/16/67	-	W, 56-48	38-Knoxville
12/23/99	11	L, 68-88	26-Bayamon

TUSCULUM 11-2

Date	AP Rank	Result	Site
2/13/11	-	W, 45-26	Greeneville
2/11/15	-	W, 24-19	Knoxville
1/13/17	-	W, 39-11	Knoxville
2/19/17	-	L, 17-18	Greeneville
1/14/18	-	W, 21-17	Knoxville
2/18/18	-	L, 26-33	Greeneville
1/19/20	-	W, 41-35	Knoxville
1/15/21	-	W, 41-15	Knoxville
1/15/23	-	W, 35-19	Knoxville
1/16/26	-	W, 44-22	Knoxville
12/15/44	-	W, 49-17	Knoxville
1/4/14	-	W, 98-51	Knoxville

UCLA 0-1

Date	AP Rank	Result	Site
1/30/77	7	L, 89-103	Atlanta

UNION 5-1

Date	AP Rank	Result	Site
2/10/14	-	W, 41-12	Barbourville
2/18/19	-	W, 61-20	Knoxville
3/1/19	-	L, 35-53	Barbourville
12/20/30	-	W, 31-23	Knoxville
12/20/41	-	W, 42-19	Knoxville
12/10/42	-	W, 48-31	Knoxville

USC UPSTATE 1-0

Date	AP Rank	Result	Site
11/16/13	-	W, 74-65	Knoxville

UTAH 0-2

Date	AP Rank	Result	Site
12/17/77	-	L, 80-85	38-Knoxville
12/27/78	-	L, 71-80	28-Honolulu

UTAH STATE 2-0

Date	AP Rank	Result	Site
12/29/49	-	W, 66-62	11-Des Moines
12/29/67	4	W, 85-66	2H-Los Angeles

VANDERBILT 114-71

at Knoxville: 70-17

at Nashville: 38-53

Neutral: 6-1

SEC Tournament: 7-1

NIT: 0-1

Biggest Win: 38 pts (76-38, March 1, 2014 at Knoxville)

Biggest Loss: 40 pts (68-108, Jan. 8, 1991 at Nashville)

Longest Winning Streak: 11 games (Feb. 20, 1943 - Jan. 29, 1949)

Longest Losing Streak: 6 games (Jan. 8, 1955 - Feb. 16, 1957)

Current Streak: Tennessee 1 game

Date	AP Rank	Result	Site	
2/11/22	-	W, 20-5	Knoxville	
2/22/22	-	W, 16-15	Nashville	
2/22/23	-	L, 25-28	Nashville	
2/9/24	-	W, 36-23	Knoxville	
2/2/25	-	L, 18-27	Nashville	
2/6/26	-	W, 38-32	Knoxville	
2/21/27	-	L, 25-35	Nashville	
2/18/28	-	L, 26-28	Knoxville	
2/23/29	-	W, 26-22	Nashville	
2/8/30	-	W, 23-21	Nashville	
2/22/30	-	W, 38-33	Knoxville	
1/27/31	-	L, 40-41	Nashville	
2/21/31	-	W, 37-34	Knoxville	
1/26/32	-	W, 27-25	Nashville	
2/19/32	-	W, 27-22	Knoxville	
1/10/33	-	L, 32-37	Nashville	
2/17/33	-	W, 35-27	Knoxville	
1/14/34	-	L, 26-31	Nashville	
2/16/34	-	W, 45-34	Knoxville	
2/12/35	-	W, 39-29	Nashville	
2/23/35	-	W, 39-37	Knoxville	
2/18/36	-	L, 30-33	Nashville	
2/22/36	-	W, 34-33	Knoxville	
2/4/37	-	W, 50-30	Nashville	
2/17/37	-	W, 34-28	Knoxville	
1/28/38	-	W, 37-30	Nashville	
2/19/38	-	W, 38-26	Knoxville	
1/28/39	-	W, 33-31	Knoxville	
2/21/39	-	L, 38-46	Nashville	
3/3/39	-	W, 39-36	42-Knoxville	
1/15/40	-	W, 29-23	Knoxville	
1/27/40	-	W, 34-31	Nashville	
2/17/41	-	W, 37-36	Nashville	
2/22/41	-	W, 46-25	Knoxville	
2/16/42	-	W, 34-33	Knoxville	
2/21/42	-	W, 39-26	Knoxville	
2/15/43	-	L, 27-30	Nashville	
2/20/43	-	W, 44-22	Knoxville	
2/26/43	-	W, 41-31	42-Louisville	
2/18/46	-	W, 55-33	Nashville	
2/25/46	-	W, 42-32	Knoxville	
2/28/46	-	W, 46-32	42-Louisville	
1/27/47	-	W, 54-47	Nashville	
2/22/47	-	W, 56-21	Knoxville	
2/16/48	-	W, 63-48	Nashville	
2/21/48	-	W, 72-53	Knoxville	
1/10/49	-	W, 53-51	Nashville	
1/29/49	-	W, 67-64	Knoxville	
1/7/50	-	L, 52-67	Knoxville	
1/28/50	-	L, 44-50	Nashville	
3/3/50	-	W, 50-44	42-Louisville	
1/23/51	-	L, 57-58	Nashville	
2/5/51	-	W, 61-59	Knoxville	
3/1/51	-	L, 52-88	42-Louisville	
1/5/52	-	L, 60-80	Nashville	
1/22/52	-	W, 68-50	Knoxville	
12/30/52	-	L, 69-77	Nashville	
1/24/53	-	W, 83-79	Knoxville	
2/28/53	-	L, 64-85	Nashville	
1/9/54	-	W, 62-53	Knoxville	
3/6/54	-	W, 80-76	Nashville	
1/8/55	-	L, 69-73	Knoxville	
2/19/55	18	L, 71-76	Nashville	
1/7/56	4	L, 57-84	Knoxville	
2/18/56	6	L, 68-96	Nashville	
1/5/57	12	9	L, 68-71	Knoxville
2/16/57	18	L, 62-69	Nashville	
1/4/58	-	W, 67-55	Knoxville	
2/15/58	15	L, 70-83	Nashville	
1/3/59	14	W, 65-60	Knoxville	
2/14/59	-	L, 60-76	Nashville	
1/2/60	-	W, 72-60	Knoxville	
2/13/60	-	L, 53-63	Nashville	
1/7/61	-	L, 66-68	Knoxville	
2/18/61	-	L, 60-76	Nashville	

OUTLOOK

PLAYERS

STAFF

REVIEW

RESULTS

RECORDS

HONORS

POSTSEASON

VOLTMANAC

MEDIA INFO



SERIES RESULTS

1/6/62	-	-	W, 85-83	Knoxville
2/17/62	-	-	L, 76-97	Nashville
1/5/63	-	-	L, 50-68	Knoxville
2/16/63	-	-	L, 72-74	Nashville
1/4/64	6	W,	57-55	Knoxville
2/15/64	7	W,	65-62	Nashville
1/2/65	-	-	L, 72-77	Nashville
2/13/65	-	7	W, 79-66	Knoxville
12/7/65	-	4	L, 50-53	Knoxville
1/12/66	-	3	L, 52-53	Nashville
1/9/67	-	-	L, 59-65	Nashville
2/18/67	-	9	W, 70-53	Knoxville
1/8/68	6	4	W, 64-62	Knoxville
2/17/68	7	9	L, 63-75	Nashville
2/3/69	-	-	W, 65-61	Knoxville
3/3/69	17	-	W, 70-69	Nashville
2/2/70	-	-	W, 77-72**	Nashville
3/2/70	-	-	W, 83-76	Knoxville
2/1/71	8	-	L, 60-65	Knoxville
3/1/71	17	-	W, 79-69	Nashville
2/7/72	-	-	W, 81-75	Nashville
3/6/72	-	-	W, 87-74	Knoxville
2/5/73	-	-	W, 72-62	Knoxville
3/3/73	-	-	L, 74-86	Nashville
1/21/74	-	8	L, 65-82	Knoxville
2/23/74	-	5	W, 59-53	Nashville
1/20/75	18	-	W, 65-61	Nashville
2/22/75	-	-	W, 75-71	Knoxville
1/12/76	9	-	L, 66-77	Nashville
2/9/76	8	-	W, 73-59	Knoxville
1/3/77	-	-	W, 73-69	Nashville
3/7/77	11	-	W, 65-55	Knoxville
1/30/78	-	-	L, 55-56	Nashville
2/27/78	-	-	W, 59-46	Knoxville
1/22/79	-	-	W, 71-70	Nashville
2/19/79	-	19	W, 83-78	Knoxville
1/12/80	-	-	W, 71-63	Knoxville
2/9/80	-	-	W, 51-48	Nashville
1/17/81	11	-	W, 72-66	Nashville
2/14/81	9	-	W, 79-72	Knoxville
1/16/82	-	-	W, 71-69*	Knoxville
2/13/82	-	-	W, 59-55	Nashville
3/4/82	-	-	W, 57-54	42-Lexington
1/29/83	-	-	L, 60-61	Knoxville
2/24/83	20	-	L, 68-69	Nashville
1/28/84	-	-	W, 76-69	Nashville
2/25/84	-	-	W, 67-61	Knoxville
1/16/85	-	-	W, 87-79	Knoxville
2/16/85	-	-	L, 82-85	Nashville
3/6/85	-	-	W, 71-51	42-Birmingham
1/15/86	-	-	L, 59-60	Nashville
2/15/86	-	-	L, 62-66	Knoxville
1/3/87	-	-	W, 81-72	Nashville
2/4/87	-	-	W, 79-69*	Knoxville
3/5/87	-	-	W, 74-57	42-Atlanta
1/9/88	-	-	W, 80-72	Knoxville
2/10/88	17	-	L, 62-90	Nashville
2/1/89	-	-	L, 56-68	Nashville
3/4/89	-	-	W, 78-61	Knoxville
1/31/90	-	-	W, 73-72	Knoxville
3/3/90	-	-	L, 74-98	Nashville
3/19/90	-	-	L, 85-89	2-Nashville
1/8/91	-	-	L, 68-108	Nashville
2/9/91	-	-	W, 85-73	Knoxville
1/4/92	-	-	W, 91-75	Knoxville
2/22/92	-	-	L, 84-89	Nashville
1/27/93	12	-	L, 65-82	Knoxville
3/2/93	7	-	L, 82-90*	Nashville
1/26/94	-	-	L, 73-85	Nashville
3/1/94	-	-	L, 67-84	Knoxville
1/15/95	-	-	W, 67-63	Nashville
3/1/95	-	-	W, 62-58	Knoxville
1/6/96	-	-	L, 55-65	Nashville
2/24/96	-	-	W, 94-79	Knoxville
1/11/97	-	-	W, 75-65	Knoxville
2/12/97	-	-	L, 53-66	Nashville

1/10/98	-	-	L, 79-80	Nashville
2/21/98	-	-	W, 90-76	Knoxville
1/27/99	-	-	W, 78-67	Nashville
2/13/99	-	-	W, 63-62	Knoxville
1/12/00	12	-	L, 73-76	Knoxville
2/19/00	5	-	L, 72-85	Nashville
2/3/01	8	-	W, 72-50	Knoxville
2/24/01	22	-	W, 78-70	Nashville
2/2/02	-	-	W, 67-65	Nashville
2/23/02	-	-	L, 62-67	Knoxville
1/18/03	-	-	W, 71-66	Knoxville
3/8/03	-	-	W, 70-65	Nashville
1/14/04	-	23	W, 76-66	Knoxville
3/3/04	-	-	L, 58-61	Nashville
1/8/05	-	-	L, 63-88	Knoxville
2/2/05	-	-	L, 62-67	Nashville
2/1/06	13	-	W, 69-62	Knoxville
3/4/06	11	-	W, 68-59	Nashville
1/10/07	16	-	L, 81-82	Nashville
2/10/07	-	23	W, 84-57	Knoxville
1/17/08	6	16	W, 80-60	Knoxville
2/26/08	1	18	L, 69-72	Nashville
1/20/09	-	-	W, 76-63	Nashville
2/14/09	-	-	W, 69-50	Knoxville
1/27/10	14	21	L, 76-85	Knoxville
2/9/10	12	22	L, 71-90	Nashville
1/15/11	-	-	W, 67-64	Knoxville
2/22/11	-	18	W, 60-51	Nashville
1/24/12	-	-	L, 47-65	Nashville
3/3/12	-	-	W, 68-61	Knoxville
1/29/13	-	-	W, 58-57	Knoxville
2/13/13	-	-	W, 58-46	Nashville
2/5/14	-	-	L, 60-64	Nashville
3/1/14	-	-	W, 76-38	Knoxville

VERMONT				2-0
Date	AP Rank	Result	Site	
12/31/74	18	-	W, 115-66	Knoxville
12/8/84	-	-	W, 85-48	Knoxville

VILLANOVA				1-2
Date	AP Rank	Result	Site	
12/29/50	-	7	L, 72-91	Philadelphia
12/28/71	20	-	L, 67-76	27-Philadelphia
11/26/11	24	7	W, 78-68	25-New York City

VIRGINIA				4-8
Date	AP Rank	Result	Site	
2/22/17	-	-	W, 23-21	Charlottesville
2/22/18	-	-	L, 21-58	Charlottesville
2/2/22	-	-	L, 21-31	Charlottesville
1/4/41	-	-	L, 30-41	Charlottesville
12/27/58	11	-	W, 79-59	Knoxville
3/19/81	15	5	L, 48-62	1-Atlanta
3/14/82	-	3	L, 51-54	1-Indianapolis
3/23/85	-	-	W, 61-54	2-Knoxville
3/23/92	-	-	L, 52-77	2-Charlottesville
12/19/00	4	14	L, 89-107	46-E Rutherford
3/18/07	25	-	W, 77-74	1-Columbus
12/5/12	-	-	L, 38-46	Charlottesville
12/30/13	-	-	W, 87-52	Knoxville

VIRGINIA COMMONWEALTH (VCU)				4-0
Date	AP Rank	Result	Site	
3/15/81	15	-	W, 58-56*	1-Charlotte
12/17/90	-	-	W, 77-72	Knoxville
12/21/91	-	-	W, 92-78	Richmond
11/24/10	24	-	W, 77-72	25-New York City

VIRGINIA MILITARY INSTITUTE (VMI)				7-4
Date	AP Rank	Result	Site	
2/18/11	-	-	L, 19-21	Lexington
2/21/18	-	-	L, 19-41	Lexington
2/1/22	-	-	L, 19-26	Lexington
2/29/30	-	-	W, 28-20	45-Atlanta
12/11/54	-	-	W, 78-46	Knoxville

12/8/56	-	-	W, 84-60	Knoxville
12/2/63	-	-	W, 71-59	Knoxville
3/13/76	9	-	L, 75-81	1-Charlotte
12/22/86	-	-	W, 99-60	Knoxville
12/5/88	20	-	W, 84-82**	Knoxville
11/25/02	-	-	W, 88-56	Knoxville

VIRGINIA TECH				2-8
Date	AP Rank	Result	Site	
2/15/11	-	-	L, 20-58	Blacksburg
2/20/17	-	-	L, 17-41	Blacksburg
2/19/18	-	-	L, 15-34	Blacksburg
1/28/22	-	-	L, 19-26	Blacksburg
1/23/62	-	-	L, 73-83	Blacksburg
12/21/63	-	-	W, 81-60	37-Blacksburg
3/23/84	-	-	L, 68-72	2-Blacksburg
12/15/84	-	11	W, 86-75	38-Knoxville
1/2/94	-	-	L, 63-86	Blacksburg
12/28/94	-	-	L, 64-73	Knoxville

WAKE FOREST				8-2
Date	AP Rank	Result	Site	
12/31/47	-	-	W, 60-47	Knoxville
1/3/49	-	-	W, 70-51	Knoxville
1/9/50	-	-	L, 62-69	Asheville
1/3/51	-	-	W, 85-77	Knoxville
12/4/51	-	-	W, 77-53	Knoxville
12/9/58	6	-	W, 61-50	Knoxville
1/18/60	-	-	L, 57-84	Winston-Salem
12/20/67	9	-	W, 81-63	Knoxville
12/8/70	17	-	W, 60-59	Winston-Salem
11/30/13	-	-	W, 82-63	58-Paradise Island

WASHINGTON & LEE				3-4
Date	AP Rank	Result	Site	
2/17/11	-	-	L, 22-76	Lexington, Va.
2/21/17	-	-	L, 19-28	Lexington, Va.
2/20/18	-	-	L, 19-35	Lexington, Va.
1922	-	-	L, 11-40	Lexington, Va.
3/1/30	-	-	W, 39-28	45-Atlanta
12/9/47	-	-	W, 85-49	Bristol
12/3/54	-	-	W, 82-66	Knoxville

WAYNE STATE				0-1
Date	AP Rank	Result	Site	
<i>(AS COLLEGE OF THE CITY OF DETROIT)</i>				
2/4/31	-	-	L, 30-31	Knoxville

WEST VIRGINIA				3-5
Date	AP Rank	Result	Site	
12/29/58	11	5	L, 72-76	Knoxville
12/1/59	-	-	L, 78-93	Morgantown
3/16/89	-	17	L, 68-84	1-Greensboro
12/8/99	16	-	W, 94-54	Knoxville
12/2/00	7	-	W, 79-78	Morgantown
12/22/01	-	-	L, 72-74	Knoxville
12/21/02	-	-	L, 62-65	Morgantown
11/23/07	7	-	W, 74-72	51-Newark, N.J.

WESTERN CAROLINA				7-1
Date	AP Rank	Result	Site	
12/17/87	-	-	W, 87-69	Knoxville
12/20/89	-	-	W, 92-66	Knoxville
12/19/92	-	-	W, 97-55	Knoxville
12/17/93	-	-	L, 71-78	Knoxville
12/6/95	-	-	W, 63-51	Knoxville
11/30/98	-	-	W, 84-41	Knoxville
12/23/02	-	-	W, 79-61	Knoxville
12/21/12	-	-	W, 66-52	Knoxville

WESTERN KENTUCKY				2-0
Date	AP Rank	Result	Site	
12/16/06	-	-	W, 93-79	Knoxville
12/15/07	12	-	W, 88-82	52-Nashville

WICHITA STATE				1-2
Date	AP Rank	Result	Site	
12/27/90	-	- L, 73-77	28-Honolulu	
3/18/06	18	- L, 73-80	1-Greensboro	
12/13/12	- 23	W, 69-60	Knoxville	
12/14/13	- 12	L, 61-70	Wichita	

WILLIAM & MARY				4-2
Date	AP Rank	Result	Site	
12/6/54	-	- W, 91-79	Knoxville	
1/2/56	-	- L, 83-93	Knoxville	
1/1/57	12	- W, 81-67	Knoxville	
12/30/57	-	- W, 84-62	Knoxville	
12/5/59	-	- L, 71-77	Knoxville	
12/5/60	-	- W, 83-76	Knoxville	

WINTHROP				2-0
Date	AP Rank	Result	Site	
11/14/97	-	- W, 75-62	Knoxville	
3/16/06	18	- W, 63-61	1-Greensboro	

WISCONSIN				2-1
Date	AP Rank	Result	Site	
12/28/81	-	- W, 79-67	14-Portland	
11/21/00	9 18	W, 66-56	Knoxville	
12/29/01	-	- L, 62-65	Madison	

WISCONSIN-MILWAUKEE				1-0
Date	AP Rank	Result	Site	
11/30/74	-	- W, 85-65	Knoxville	

WOFFORD				7-0
Date	AP Rank	Result	Site	
12/2/52	-	- W, 76-65	Knoxville	
2/7/53	-	- W, 91-88	Spartanburg	
12/1/53	-	- W, 107-63	Knoxville	
2/1/97	-	- W, 60-41	Knoxville	
12/7/97	-	- W, 92-63	Knoxville	
11/21/03	-	- W, 81-70	Knoxville	
11/29/04	-	- W, 73-67	Knoxville	

WYOMING				3-0
Date	AP Rank	Result	Site	
12/2/58	-	- W, 72-71	Knoxville	
12/6/58	-	- W, 90-69	22-Kent	
12/15/09	9	- W, 77-58	Knoxville	

XAVIER				12-5
Date	AP Rank	Result	Site	
1/24/36	-	- L, 20-34	Cincinnati	
1/8/40	-	- L, 35-36	Cincinnati	
12/23/41	-	- W, 46-36	Cincinnati	
1/24/42	-	- W, 42-30	Knoxville	
1/23/43	-	- W, 55-23	Knoxville	
2/1/43	-	- W, 48-38	Cincinnati	
12/22/61	-	- W, 75-70	19-Lexington	
12/5/62	-	- W, 63-48	Knoxville	
12/4/63	-	- L, 57-69	Cincinnati	
12/21/76	19	- W, 97-73	Knoxville	
12/16/78	-	- L, 50-51	38-Knoxville	
11/30/83	-	- W, 77-57	Knoxville	
12/11/04	-	- W, 71-69	Knoxville	
12/22/07	12	- W, 82-75	Cincinnati	
12/29/12	-	- W, 51-47	Knoxville	
11/12/13	-	- L, 63-67	Cincinnati	
11/29/13	-	- W, 64-49	58-Paradise Island	

YALE				1-1
Date	AP Rank	Result	Site	
12/30/59	-	- W, 81-74	Knoxville	
12/30/61	-	- L, 69-78	13-Evansville	

KEY
 1- NCAA Tournament; 2- National Invitation Tournament; 3- All-American City Tournament; 4- All-College Tournament; 5- Aluminum Bowl; 6- Big Sun Invitational; 7- Cable Car Classic; 8- Cabrillo Classic; 9- Carousel Invitational; 10- Citrus Bowl Classic; 11- Corn Bowl; 12- ECAC Holiday Festival; 13- Evansville Invitational; 14- Far West Classic; 15- Fiesta Classic; 16- Great Alaska Shootout; 17- Gulf South Classic; 18- Hurricane Classic; 19- Kentucky Invitational; 20- Las Vegas Classic; 21- Los Angeles Classic; 22- Midwestern Invitational; 23- McDonald's Classic; 24- Montgomery Invitation Tournament; 25- NIT Season Tip-Off; 26- Puerto Rico Holiday Classic; 27- Quaker City Tournament; 28- Rainbow Classic; 29- Real Madrid Christmas Tournament; 30- Rebel Roundup; 31- San Juan Shootout; 32- Steel Bowl; 33- Sugar Bowl Classic; 34- Sun Bowl Tournament; 35- Trojan Classic; 36- Utah Classic; 37- Virginia Tech Classic; 38- Volunteer Classic; 39- BCA Classic; 40- Mid-South Classic; 41- National Commissioners Invitational Tournament; 42- Southeastern Conference Tournament; 43- Collegiate Commissioners Association Tournament; 44- SIAA Tournament; 45- Southern Conference Tournament;

46- Jimmy V Classic; 47- Non-conference game; 48- Chick-fil-A Peach Bowl Classic For Kids; 49- EA Sports Maui Invitational; 51- Legends Classic; 52- Sun Belt Classic; 53- Battle in Seattle; 54- Old Spice Classic; 55- SEC/Big East Invitational; 56- U.S. Virgin Islands Paradise Jam; 57- Puerto Rico Tip-Off; 58- Battle 4 Atlantix

* Overtime
 ** Double Overtime
 *** Triple Overtime
 **** Four Overtimes

WIN STREAKS

Overall	
15 gms	Begin: W, 30-27 at Louisville (2/20/15) End: L, 15-23 vs. Maryville (1/20/17)
14 gms	Begin: W, 18-15 vs. Maryville (1/8/23) End: L, 25-28 at Vanderbilt (2/22/23)
13 gms	Begin: W, 31-30 at Louisville YMCA (2/13/14) End: L, 13-22 at Kentucky (2/17/15)
12 gms	Begin: W, 99-90 vs. Seton Hall (12/11/76) End: L, 89-103 vs. UCLA (1/30/77)
11 gms	Begin: W, 93-59 vs. North Carolina A&T (11/27/07) End: L, 66-72 at Kentucky (1/22/08)
11 gms	Begin: W, 95-56 vs. Elon (11/22/99) End: L, 68-88 vs. Tulsa (12/23/99)
10 gms	Begin: W, 80-63 at Tulane (1/9/65) End: L, 58-63 at Alabama (2/20/65)
10 gms	Begin: W, 83-48 vs. Georgia Tech (1/22/66) End: L, 63-67 at Florida (2/21/66)
10 gms	Begin: W, 75-62 vs. Winthrop (11/14/97) End: L, 69-83 at Florida (1/3/98)
Home	
37 gms	Begin: W, 83-52 vs. Middle Tennessee (11/10/06) End: L, 79-89 ot vs. Gonzaga (1/7/09)
33 gms	Begin: W, 64-46 vs. Tulane (1/3/66) End: L, 52-53 vs. Auburn (2/24/68)
28 gms	Begin: W, 34-31 vs. Georgia Tech (2/18/35) End: L, 25-39 vs. Kentucky (3/1/37)
26 gms	Begin: W, 46-27 vs. Tennessee Tech (12/7/40) End: L, 28-30 vs. Kentucky (1/16/43)
20 gms	Begin: W, 32-26 vs. Knoxville YMCA (2/7/22) End: L, 23-28 vs. Mercer (1/26/24)
20 gms	Begin: W, 30-23 vs. Maryville College (1/22/29) End: L, 32-36 ot vs. Kentucky (1/31/31)
20 gms	Begin: W, 90-68 vs. Northern Michigan (12/1/70) End: L, 62-63 vs. LSU (1/31/72)
Road	
11 gms	Begin: W, 30-27 at Louisville (2/20/15) End: L, 17-18 at Tusculum (2/19/17)
7 gms	Begin: W, 37-36 at Vanderbilt (2/17/41) End: L, 35-37 at Duke (1/5/42)
SEC	
13 gms	Begin: W, 73-62 vs. Auburn (2/7/79) End: L, 74-75 vs. LSU (1/19/80)

OUTLOOK

PLAYERS

STAFF

REVIEW

RESULTS

RECORDS

HONORS

POSTSEASON

VOLTMANAC

MEDIA INFO



PRESEASON/HOLIDAY TOURNAMENTS

ALL-AMERICAN CITY TOURNAMENT

Owensboro, Kentucky 2-1

1954 - Third Place

12/30/53	Evansville	L, 71-107
1/1/54	Arizona State	W, 69-57
1/2/54	Denver	W, 66-50

ALL-COLLEGE CLASSIC

Oklahoma City, Oklahoma 2-2

1969 - Third Place

12/26/69	St. Francis (Pa.)	W, 82-59
12/27/69	Niagara	L, 68-69
12/28/69	Memphis State	W, 72-51

2005

12/22/05	Oklahoma State	L, 73-89
----------	----------------	----------

ALUMINUM BOWL

Little Rock, Arkansas 0-2

1960

12/21/60	Texas	L, 73-77
12/22/60	Arkansas	L, 76-89

BATTLE 4 ATLANTIS

Paradise Island, Bahamas 2-1

2013

11/28/13	UTEP	L, 70-78
11/29/13	Xavier	W, 64-49
11/30/13	Wake Forest	W, 82-63

BATTLE IN SEATTLE

Seattle, Washington 1-0

2007

12/29/07	Gonzaga	W, 82-72
----------	---------	----------

BIG SUN INVITATIONAL

St. Petersburg, Florida 2-0

1974 - Champions

12/20/74	Columbia	W, 108-73
12/21/74	Missouri	W, 99-77

BCA CLASSIC

Albuquerque, New Mexico 0-1

1998

11/13/98	Arizona	L, 72-73
----------	---------	----------

CABLE CAR CLASSIC

Santa Clara, California 2-0

1978 - Champions

12/22/78	San Jose State	W, 73-68
12/23/78	Seton Hall	W, 94-80

CABRILLO CLASSIC

San Diego, California 1-1

1979

12/28/79	Indiana	L, 68-70
12/29/79	San Diego State	W, 96-77

CAROUSEL INVITATIONAL

Charlotte, North Carolina 3-3

1955 - Sixth Place

12/19/55	Boston University	W, 80-77
12/20/55	Clemson	L, 86-89
12/21/55	Colgate	L, 83-87

1957 - Third Place

12/19/57	Bucknell	W, 89-71
12/20/57	Louisiana Tech	L, 61-68
12/21/57	LSU	W, 63-62

CITRUS BOWL CLASSIC

Orlando, Florida 1-1

1986 - Runner-up

12/29/86	Central Florida	W, 81-62
12/30/86	Florida State	L, 90-91*

CORN BOWL

Des Moines, Iowa 2-0

1949 - Champions

12/29/49	Utah State	W, 66-62
12/30/49	Drake	W, 64-57

ECAC HOLIDAY FESTIVAL

New York City, New York 0-2

1972

12/27/72	St. John's	L, 55-56
12/28/72	Niagara	L, 62-66

EVANSVILLE INVITATIONAL

Evansville, Indiana 1-1

1961 - Runner-up

12/29/61	Pittsburgh	W, 84-83
12/30/61	Yale	L, 69-78

FAR WEST CLASSIC

Portland, Oregon 3-3

1964 - Runner-up

12/28/64	Portland	W, 70-59
12/29/64	Oregon	W, 70-63
12/30/64	Oregon State	L, 27-48

1981

12/27/81	Portland	L, 62-71
12/28/81	Wisconsin	W, 79-67
12/29/81	Pittsburgh	L, 54-55

FIESTA CLASSIC

Tempe, Arizona 1-1

1977 - Third Place

12/2/77	San Francisco	L, 75-84
12/3/77	Iowa State	W, 81-76

GREAT ALASKA SHOOTOUT

Anchorage, Alaska 2-4

1984

11/23/84	Alabama-Birmingham	L, 65-70
11/24/84	Idaho State	W, 65-59
11/25/84	Maryland	L, 49-72

2001 - Sixth Place

11/21/01	Marquette	L, 74-85
11/23/01	Alaska-Anchorage	W, 74-54
11/24/01	St. John's	L, 55-69

GULF SOUTH CLASSIC

Shreveport, Louisiana 4-0

1963 - Champions

12/27/63	Arkansas	W, 77-57
12/28/63	Centenary	W, 70-63

1965 - Champions

12/17/65	Louisiana Tech	W, 71-55
12/18/65	Centenary	W, 49-43

HURRICANE CLASSIC

Miami, Florida 1-1

1960 - Third Place

12/28/60	Holy Cross	L, 67-68
12/29/60	Army	W, 88-71

JIMMY V CLASSIC

East Rutherford, New Jersey 0-1

2000

12/19/00	Virginia	L, 89-107
----------	----------	-----------

KENTUCKY INVITATIONAL

Lexington, Kentucky 1-1

1961 - Third Place

12/22/61	Kentucky	L, 69-96
12/22/61	Xavier	W, 75-70

LEGENDS CLASSIC

Newark, New Jersey 3-1

2007 - Runner-up

11/14/07	Ark.-Monticello (Knoxville)	W, 101-44
11/16/07	Prairie View A&M (Knoxville)	W, 89-75
11/23/07	West Virginia	W, 74-72
11/24/07	Texas	L, 78-97

LAS VEGAS CLASSIC

Las Vegas, Nevada 1-1

1982

12/28/82	San Jose State	W, 50-42
12/29/82	UNLV	L, 54-70

LOS ANGELES CLASSIC

Los Angeles, California 2-1

1967 - Fifth Place

12/27/67	Iowa	L, 59-64
12/28/67	Southern Cal	W, 78-68
12/29/67	Utah State	W, 85-66

MAUI INVITATIONAL

Lahaina, Maui, Hawaii 2-4

2004 - Fourth Place

11/22/04	Stanford	W, 69-57
11/23/04	North Carolina	L, 81-94
11/24/04	Texas	L, 70-95

2011 - Seventh Place

11/21/11	Duke	L, 67-77
11/22/11	Memphis	2OT L, 97-99
11/23/11	Chaminade	W, 86-60

MIDWESTERN INVITATIONAL

Kent, Ohio 2-0

1958 - Champions

12/5/58	Michigan	W, 80-66
12/6/58	Wyoming	W, 90-69

MID-SOUTH CLASSIC

Memphis, Tennessee 1-1

1989 - Runner-up

11/24/89	Austin Peay	W, 71-69
11/25/89	Memphis State	L, 72-91

MCDONALD'S CLASSIC

San Diego, California 2-0

1988 - Champions

12/20/88	Alabama-Birmingham	W, 111-99
12/21/88	San Diego State	W, 77-75

MONTGOMERY INVITATIONAL

Montgomery, Alabama 1-1

1954 - Runner-up

12/17/54	Miami (Fla.)	W, 89-80
12/18/54	Auburn	L, 64-73

NIT SEASON TIP-OFF

Campus Sites 7-3

1992

11/19/92	at Rutgers	W, 87-79
11/21/92	at Seton Hall	L, 64-72

2006 - Fourth Place

11/13/06	Fordham (Nashville)	W, 78-71
11/14/06	UNC Wilmington (Nashville)	W, 87-75
11/22/06	Butler (New York)	L, 44-55
11/24/06	North Carolina (New York)	L, 87-101

2010 - Champions

11/16/10	Belmont (Knoxville)	W, 85-76
11/17/10	Missouri State (Knoxville)	W, 60-56
11/24/10	VCU (New York)	W, 77-72
11/26/10	Villanova (New York)	W, 78-68

OLD SPICE CLASSIC

Orlando, Florida 2-1

2008 - Runner-up

11/27/08	Siena	W, 78-64
11/28/08	Georgetown	W, 90-78
11/30/08	Gonzaga	L, 74-83

PEACH BOWL CLASSIC

Atlanta, Georgia 1-0

2002

12/15/02	vs. Georgia Tech	W, 70-69
----------	------------------	----------

PUERTO RICO HOLIDAY CLASSIC

Bayamon, Puerto Rico 2-1

1999 - Runner-up

12/21/99	American-Puerto Rico	W, 102-58
12/22/99	Southern Illinois	W, 87-74
12/23/99	Tulsa	L, 68-88

PUERTO RICO TIP-OFF

Bayamon, Puerto Rico 2-1

2012 - Fourth Place

11/15/12	UNC Asheville	W, 75-68
11/16/12	Oklahoma State	L, 45-62
11/18/12	UMass	W, 83-69

QUAKER CITY TOURNAMENT

Philadelphia, Pennsylvania 2-1

1971 - Third Place

12/27/71	Manhattan	W, 76-70
12/28/71	Villanova	L, 67-76
12/30/71	Boston College	W, 61-60

RAINBOW CLASSIC

Honolulu, Hawaii 9-9

1965 - Fifth Place

12/27/65	St. Louis	L, 57-59
12/29/65	Hawaii	W, 88-41
12/30/65	Hawaii Marines (Exh.)	W, 84-54

1973 - Seventh Place

12/27/73	Sub Pac (Exh.)	L, 79-81
12/28/73	Providence	L, 60-64
12/29/73	Santa Clara	W, 80-76

1978 - Sixth Place

12/27/78	Utah	L, 71-80
12/29/78	Fordham	W, 83-58
12/30/78	Boston College	L, 72-74

1983 - Fourth Place

12/27/83	Navy	W, 76-61
12/29/83	Hawaii	L, 60-73
12/30/83	Alabama-Birmingham	L, 66-84

1990 - Sixth Place

12/27/90	Wichita State	L, 73-77
12/29/90	Iona	W, 93-77
12/30/90	Alaska-Anchorage	L, 78-86

2000 - Champions

12/28/00	George Washington	W, 92-81
12/29/00	Iowa	W, 80-68
12/30/00	Hawaii	W, 69-58

REAL MADRID CHRISTMAS TOURNAMENT

Madrid, Spain 2-1

1976 - Runner-up

12/24/76	Nice, France (Exh.)	W, 98-95
12/25/76	African All-Stars (Exh.)	W, 112-85
12/26/76	Real Madrid (Exh.)	L, 103-113

REBEL ROUNDUP

Las Vegas, Nevada 0-2

1977

12/20/77	Iowa	L, 86-92
12/21/77	Northwestern	L, 86-93

SAN JUAN SHOOTOUT

San Juan, Puerto Rico 1-2

1991 - Fourth Place

11/29/91 American-Puerto Rico W, 105-85

11/30/91 TCU L, 59-73

12/1/91 Miami (Fla.) L, 60-72

STEEL BOWL

Pittsburgh, Pennsylvania 0-2

1960

12/16/60 Duquesne L, 64-79

12/17/60 Colgate L, 73-76

SUGAR BOWL CLASSIC

New Orleans, Louisiana 6-4

1936

12/31/36 Arkansas L, 34-42

1941 - Champions

12/30/41 Long Island W, 36-33

1966

12/29/66 Bradley L, 53-60

12/30/66 Boston College L, 61-68

1975 - Champions

12/29/75 Pennsylvania W, 77-70

12/30/75 Tulane W, 97-73

1980 - Champions

12/28/80 Arizona State W, 69-53

12/29/80 Duke W, 90-69

1985

12/27/85 SW Louisiana L, 78-79**

12/28/85 Texas A&M W, 70-64

SUN BELT CLASSIC

Nashville, Tennessee 1-0

2007

12/15/07 Western Kentucky W, 88-82

SUN BOWL TOURNAMENT

El Paso, Texas 1-1

1962 - Third Place

12/28/62 Texas Western L, 57-77

12/29/62 Denver W, 59-58

TROJAN CLASSIC

Los Angeles, California 1-1

1970 - Third Place

12/29/70 Houston L, 65-68

12/30/70 Michigan State W, 81-70

U.S. VIRGIN ISLANDS PARADISE JAM

St. Thomas, U.S. Virgin Islands 2-1

2009 - Runner-up

11/20/09 East Carolina W, 105-66

11/22/09 DePaul W, 57-53

11/23/09 Purdue L, 72-73

UTAH CLASSIC

Salt Lake City, Utah 1-1

1976 - Third Place

12/10/76 San Francisco L, 77-86

12/11/76 Seton Hall W, 99-90

VIRGINIA TECH TOURNAMENT

Blacksburg, Virginia 2-0

1963 - Champions

12/20/63 Maryland W, 70-59

12/21/63 Virginia Tech W, 81-60

VOLUNTEER CLASSIC

Knoxville, Tennessee 44-4

1966 - Champions

12/16/66 Auburn W, 73-49

12/17/66 Clemson W, 52-44

1967 - Champions

12/15/67 Illinois W, 66-42

12/16/67 Tulsa W, 56-48

1968 - Champions

12/13/68 Oklahoma W, 55-49

12/14/68 Southern Illinois W, 54-41

1969 - Champions

12/19/69 Montana State W, 71-62

12/20/69 LaSalle W, 55-47

1970 - Champions

12/18/70 San Francisco W, 79-59

12/19/70 Providence W, 77-58

1971 - Champions

12/17/71 Penn State W, 57-55

12/18/71 Michigan State W, 85-61

1972 - Runner-up

12/15/72 Syracuse W, 87-83

12/16/72 Missouri L, 57-67

1973 - Champions

12/14/73 DePaul W, 96-61

12/15/73 Temple W, 11-6

1974 - Champions

12/13/74 Navy W, 86-59

12/14/74 Harvard W, 84-59

1975 - Champions

12/19/75 Army W, 99-69

12/20/75 Clemson W, 77-66

1976 - Champions

12/17/76 LaSalle W, 92-85

12/18/76 St. John's W, 86-81

1977 - Runner-up

12/16/77 Dartmouth W, 77-58

12/17/77 Utah L, 80-85

1978 - Runner-up

12/15/78 Niagara W, 100-80

12/16/78 Xavier L, 50-51

1979 - Champions

12/14/79 Fordham W, 88-63

12/15/79 Arizona State W, 82-79

1980 - Champions

12/19/80 Iona W, 80-54

12/20/80 Brigham Young W, 81-65

1981 - Champions

12/18/81 American University W, 59-58

12/19/81 California W, 80-48

1982 - Champions

12/17/82 St. Francis (NY) W, 70-51

12/18/82 Miami (Ohio) W, 69-62

1983 - Champions

12/16/83 Montana State W, 64-41

12/17/83 Louisiana Tech W, 71-61

1984 - Champions

12/14/84 Southern Mississippi W, 89-73

12/15/84 Virginia Tech W, 86-75

1985 - Champions

12/20/85 Furman W, 79-45

12/21/85 UNC Wilmington W, 85-57

1986 - Champions

12/19/86 Ball State W, 78-52

12/20/86 UNC Charlotte W, 86-69

1987 - Champions

12/28/87 Army W, 75-52

12/29/87 Pepperdine W, 96-75

1988

12/28/88 Miami (Ohio) W, 94-83

12/29/88 Memphis State W, 76-74

1989

12/29/89 Fordham L, 85-93

12/30/89 Washington State W, 83-82

OUTLOOK

PLAYERS

STAFF

REVIEW

RESULTS

RECORDS

HONORS

POSTSEASON

VOLMANAC

MEDIA INFO



YEARLY RESULTS

1908-09 2-5

Coach: None
Captain: Nathan W. Dougherty

Date	Opponent	Result	Site
J22	at Asheville YMCA	L, 10-20	Asheville
J23	at Asheville School	L, 19-29	Asheville
J27	TSU	W, 55-16	Knoxville
J28	at Carson Newman	L, 21-29	Jefferson City
J29	at Bristol YMCA	L, 31-47	Bristol
J30	at Bristol YMCA	L, 24-28	Bristol
F4	at TMI	W, 21-20	Sweetwater

1909-10 7-8

Coach: None
Captain: Solon S. Kipp

Date	Opponent	Result	Site
D16	Central University	W, 33-31	Knoxville
D20	at Newport YMCA	L, 23-37	Newport
J4	TSU	W, 60-10	Knoxville
J9	at Maryville	W, 30-28	Maryville
J12	Maryville	L, 28-35	Knoxville
F8	Knoxville YMCA	W, 37-15	Knoxville
F12	Mooney School	W, 31-22	Knoxville
F16	at Kentucky	L, 5-20	Lexington
F17	at St. Mary's College	L, 23-26	St. Mary
F18	at Central University	L, 8-62	Danville
F19	at Mooney School	W, 17-15	Harriman
F21	at S. Chattanooga YMCA	L, 20-33	Chattanooga
F26	Knoxville YMCA	L, 21-42	Knoxville
M1	at Maryville	W, 19-16	Maryville
M5	Knoxville YMCA	L, 23-29	Knoxville

1910-11 7-9

Coach: A. A. Stone
Captain: Earl F. Ketchen

Date	Opponent	Result	Site
J11	TSU	L, 30-42	Knoxville
J14	at Maryville	W, 36-28	Maryville
J17	Knoxville YMCA	W, 46-41	Knoxville
J20	Knoxville YMCA	L, 22-36	Knoxville
F10	Knoxville YMCA	W, 34-30	Knoxville
F11	Maryville	W, 41-24	Knoxville
F13	at Tusculum	W, 45-26	Greeneville
F14	at Emory & Henry	W, 38-34	Bristol
F15	at Virginia Tech	L, 20-58	Blacksburg
F17	at Washington & Lee	L, 22-76	Lexington, Va.
F18	vs. VMI	L, 19-21	Lexington, Va.
F20	at Duke	L, 25-48	Durham
F21	at North Carolina	L, 21-40	Chapel Hill
F22	at Guilford College	L, 39-46	Greensboro
F25	at Mooney School	L, 13-43	Harriman
F27	at Maryville	W, 33-29	Maryville

1911-12 5-5

Coach: Zora G. Cleverger
Captain: A. E. Leonhardt

Date	Opponent	Result	Site
D16	Maryville	W, 53-18	Knoxville
J12	Knoxville YMCA	L, 23-32	Knoxville
J22	Knoxville YMCA	W, 31-22	Knoxville
F6	at Central University	L, 27-28	Danville
F7	at Kentucky	L, 15-27	Lexington
F8	at Georgetown (Ky.)	L, 17-46	Georgetown
F9	at Transylvania	L, 19-20	Lexington
F10	at Eastern Kentucky	W, 44-13	Richmond
F16	Knoxville YMCA	W, 35-31	Knoxville
F26	Knoxville YMCA	W, 36-35	Knoxville

1912-13 9-5

Coach: Zora G. Cleverger
Captain: Victor H. Klein

Date	Opponent	Result	Site
D9	Knoxville All-Stars	W, 40-26	Knoxville
D11	Knoxville High School	W, 38-22	Knoxville
D16	Knoxville Central H.S.	W, 44-20	Knoxville
J11	Maryville	W, 37-28	Knoxville
J13	Associates	W, 56-16	Knoxville
J17	Georgia	L, 22-52	Knoxville
J24	at Chattanooga	W, 27-18	Chattanooga
F5	at Chattanooga	W, 24-23	Chattanooga

F6	at Georgia	L, 13-38	Athens
F7	at Mercer	L, 18-24	Macon
F8	at S. Chattanooga YMCA	L, 9-17	Chattanooga
F18	at Central University	W, 35-34	Danville
F19	at Louisville	W, 24-16	Louisville
F20	at New Albany YMCA	L, 19-44	New Albany

1913-14 15-2

Coach: Zora G. Cleverger
Captain: Victor H. Klein

Date	Opponent	Result	Site
D7	Johnson Bible College	W, 45-17	Knoxville
D12	Carson Newman	W, 58-13	Knoxville
J17	at Maryville	W, 49-16	Maryville
F1	at S. Chattanooga YMCA	W, 24-18	Chattanooga
F3	Knoxville High School	W, 52-18	Knoxville
F6	Alabama	W, 49-13	Knoxville
F7	Alabama	W, 22-21	Knoxville
F9	at Cumberland College	W, 32-22	Williamsburg
F10	at Union College	W, 41-12	Barbourville
F11	at Kentucky	L, 14-20	Lexington
F12	at Kentucky	L, 18-20	Lexington
F13	at Louisville YMCA	W, 31-30	Louisville
F14	at Louisville	W, 32-17	Louisville
F18	Chattanooga	W, 32-7	Knoxville
F21	Maryville	W, 36-15	Knoxville
F23	at Maryville	W, 40-19	Maryville
F28	at Chattanooga	W, 34-18	Chattanooga

1914-15 9-2

Coach: Zora G. Cleverger
Captain: Malcolm McSpadden

Date	Opponent	Result	Site
J9	at Cumberland College	W, 62-29	Williamsburg
J12	Carson Newman	W, 83-19	Knoxville
J23	Johnson Bible College	W, 80-19	Knoxville
F5	Kentucky	W, 36-21	Knoxville
F6	Kentucky	W, 27-22	Knoxville
F11	Tusculum	W, 24-19	Knoxville
F16	at Central University	W, 39-20	Danville
F17	at Kentucky	L, 13-22	Lexington
F18	at Kentucky	L, 18-20	Lexington
F19	at Louisville	W, 30-27	Louisville
F20	at Louisville	W, 20-15	Louisville

1915-16 12-0

Coach: Zora G. Cleverger
Captain: B. J. Greenwood

Date	Opponent	Result	Site
J8	Johnson Bible College	W, 43-20	Knoxville
J14	at Chattanooga	W, 39-22	Chattanooga
J22	Cumberland College	W, 54-25	Knoxville
J29	Chattanooga	W, 31-22	Knoxville
F5	Murphy College	W, 43-16	Knoxville
F11	at Murphy College	W, 34-20	Sevierville
F19	Emory & Henry	W, 27-19	Knoxville
F22	at Cumberland College	W, 63-33	Williamsburg
F23	at Kentucky	W, 28-17	Lexington
F24	at Louisville	W, 25-20	Louisville
F25	at Centre	W, 39-30	Danville
F26	at Transylvania	W, 32-30	Lexington

1916-17 10-5

Coach: John R. Bender
Captain: Joseph Jacobs

Date	Opponent	Result	Site
J13	Tusculum	W, 39-11	Knoxville
J20	Maryville	L, 15-23	Knoxville
J23	Knoxville YMCA	W, 27-18	Knoxville
J27	Knoxville YMCA	W, 35-17	Knoxville
F9	at Kentucky	W, 23-20	Lexington
F10	at Kentucky	W, 22-19	Lexington
F19	at Tusculum	L, 17-18	Tusculum
F20	at Virginia Tech	L, 17-41	Blacksburg
F21	at Washington & Lee	L, 19-28	Lexington
F22	at Virginia	W, 23-21	Charlottesville
F24	at George Washington	L, 19-28	Washington, D.C.
F27	Maryville	W, 31-17	Knoxville
M2	Kentucky	W, 27-26	Knoxville

M3	Kentucky	W, 30-10	Knoxville
M5	at Maryville	W, 30-23	Maryville

1917-18 3-9-1

Coach: R. H. Fitzgerald
Captain: Dan B. Wexler

Date	Opponent	Result	Site
J14	Tusculum	W, 21-17	Knoxville
J26	Maryville	W, 28-19	Knoxville
J29	at Maryville	T, 20-20	Maryville
F7	at Kentucky	L, 26-33	Lexington
F8	at Kentucky	L, 12-40	Lexington
F9	at Transylvania	W, 21-19	Lexington
F18	at Tusculum	L, 26-33	Tusculum
F19	at Virginia Tech	L, 15-34	Blacksburg
F20	at Washington & Lee	L, 19-35	Lexington, Va.
F21	at VMI	L, 19-41	Lexington, Va.
F22	at Virginia	L, 21-58	Charlottesville
M1	Kentucky	L, 18-29	Knoxville
M2	Kentucky	L, 20-32	Knoxville

1918-19 2-6

Coach: R. H. Fitzgerald
Captain: Frank Callaway

Date	Opponent	Result	Site
F7	Kentucky	W, 40-22	Knoxville
F18	Union College	W, 61-20	Knoxville
F19	Maryville	L, 18-21	Knoxville
F20	at Chattanooga	L, 22-27	Chattanooga
F26	at Centre	L, 26-55	Danville
F27	at Georgetown	L, 33-34	Lexington
F28	at Kentucky	L, 14-30	Lexington
M1	at Union College	L, 35-53	Barbourville

1919-20 11-3

Coach: John R. Bender
Captain: Henry P. (Peg) Bell

Date	Opponent	Result	Site
J17	Jellico YMCA	W, 49-19	Knoxville
J19	Tusculum	W, 41-35	Knoxville
J23	Maryville	W, 43-23	Knoxville
J30	at Maryville	L, 11-23	Maryville
F2	at Jellico YMCA	W, 27-12	Jellico
F3	at Centre	W, 2-0	Danville
F4	at Georgetown (Ky.)	W, 54-14	Georgetown
F5	at Kentucky	W, 29-24	Lexington
F6	at Transylvania	W, 38-15	Lexington
F7	at Kentucky	W, 27-26	Lexington
F25	Knoxville YMCA	W, 47-18	Knoxville
F27	Kentucky	W, 28-25	Knoxville
F28	Kentucky	L, 25-36	Knoxville

World Basketball Championship

M10	at Atlanta Athletic Club	L, 26-58	Atlanta
-----	--------------------------	----------	---------

1920-21 8-7

Coach: John R. Bender
Captain: Conrad Troutman

Date	Opponent	Result	Site
J12	Knoxville High School	W, 26-20	Knoxville
J15	Tusculum	W, 41-15	Knoxville
J19	Jellico YMCA	W, 27-19	Knoxville
J23	Knoxville High School	L, 17-21	Knoxville
J29	Cumberland College	W, 48-13	Knoxville
F5	Maryville	W, 35-30	Knoxville
F10	Maryville	W, 32-17	Knoxville
F11	Carson Newman	W, 39-16	Knoxville
F15	at Chattanooga	L, 18-19	Chattanooga
F16	at Atlanta Athletic Club	L, 29-59	Atlanta
F17	at Macon YMCA	L, 16-52	Macon
F18	at Mercer	L, 20-28	Macon
F19	at Georgia Tech	W, 29-28	Atlanta
F23	Knoxville Am. Legion	L, 26-30	Knoxville

SIAA Tournament

M2	Millsaps	L, 28-29	Atlanta
----	----------	----------	---------

1921-22

13-7-1

Coach: M. B. Banks
Captain: Palmer Jones

Date	Opponent	Result	Site
	Johnson Bible College	W, 21-10	Knoxville
D29	Knoxville YMCA	T, 15-15	Knoxville
J6	Milligan	W, 31-14	Knoxville
J10	Carson Newman	W, 28-12	Knoxville
J13	King	W, 24-17	Knoxville
J18	Chattanooga	L, 18-19	Knoxville
J28	at Virginia Tech	L, 19-26	Blacksburg
	at Roanoke College	W, 33-28	Roanoke
	at Washington & Lee	L, 11-40	Lexington
F1	at VMI	L, 19-26	Lexington
F2	at Virginia	L, 21-31	Charlottesville
F3	at Lynchburg Elks Lodge	L, 21-32	Lynchburg
F7	Knoxville YMCA	W, 32-26	Knoxville
F11	Vanderbilt	W, 20-5	Knoxville
F14	Emory & Henry	W, 38-11	Knoxville
F16	Louisville	W, 28-22	Knoxville
F17	Georgia Tech	W, 26-14	Knoxville
F20	at Carson Newman	W, 29-14	Jefferson City
F22	at Vanderbilt	W, 16-15	Nashville

SIAA Tournament

F25	Mississippi College	W, 19-18	Atlanta
F27	Alabama	L, 25-29	Atlanta

1922-23

15-2

Coach: M. B. Banks
Captain: Howard Johnson

Date	Opponent	Result	Site
J8	Maryville	W, 18-15	Knoxville
J11	Camp Benning	W, 19-13	Knoxville
J15	Tusculum	W, 35-19	Knoxville
J20	Kentucky	W, 30-26	Knoxville
J22	Milligan	W, 22-12	Knoxville
J30	Georgetown (Ky.)	W, 30-20	Knoxville
F2	Georgia	W, 30-26	Knoxville
F7	at Centre	W, 27-21	Danville
F8	at Transylvania	W, 20-19	Lexington
F9	at Georgetown (Ky.)	W, 34-16	Georgetown
F10	at Kentucky	W, 28-23	Lexington
F12	Centenary	W, 21-12	Knoxville
F16	Emory & Henry	W, 32-11	Knoxville
F20	Transylvania	W, 29-16	Knoxville
F22	at Vanderbilt	L, 25-28	Nashville
F24	Maryville	W, 23-21	Knoxville

SIAA Tournament

F27	Georgia	L, 19-23	Atlanta
-----	---------	----------	---------

1923-24

10-8

Coach: M. B. Banks
Captain: Bill Hatcher

Date	Opponent	Result	Site
J5	Milligan	W, 24-11	Knoxville
J12	Maryville	W, 26-17	Knoxville
J15	Mississippi State	W, 20-17	Knoxville
J18	Kentucky	W, 20-13	Knoxville
J20	Sewanee	W, 46-20	Knoxville
J26	Mercer	L, 23-28	Knoxville
J28	at Ole Miss	L, 17-36	Oxford
J29	at Ole Miss	L, 13-24	Oxford
J30	at Mississippi State	L, 26-48	Starkville
J31	at St. Stanislas	W, 25-21	Bay St. Louis
F1	at Tulane	L, 20-42	New Orleans
F2	at Tulane	L, 24-39	New Orleans
F9	Vanderbilt	W, 36-23	Knoxville
F12	at Maryville	L, 18-20	Maryville
F16	Clemson	W, 18-12	Knoxville
F21	Transylvania	W, 41-28	Knoxville
F25	Maryville	W, 30-25	Knoxville

SIAA Tournament

F29	Mississippi State	L, 18-33	Atlanta
-----	-------------------	----------	---------

1924-25

6-8

Coach: M. B. Banks
Captain: Earl Keister

Date	Opponent	Result	Site
J7	Lincoln Memorial	W, 32-14	Knoxville
J10	Ole Miss	W, 15-13	Knoxville
J14	Maryville	W, 16-13	Knoxville
J23	at Maryville	L, 21-28	Maryville
J31	at Chattanooga	L, 14-25	Chattanooga
F2	at Vanderbilt	L, 18-27	Nashville
F4	Centre	W, 25-23	Knoxville

F9	Kentucky	L, 22-35	Knoxville
F14	Tulane	L, 18-32	Knoxville
F16	at Centre	L, 23-26	Danville
F17	at Georgetown (Ky.)	W, 20-12	Georgetown
F18	at Kentucky	L, 21-26	Lexington
F21	Alabama	L, 14-26	Knoxville
F24	Maryville	W, 34-15	Knoxville

1925-26

9-8

Coach: M. B. Banks
Captain: Billy Harkness

Date	Opponent	Result	Site
J9	Athletic House	W, 44-29	Knoxville
J12	Chattanooga	W, 37-23	Knoxville
J14	Maryville	W, 37-22	Knoxville
J16	Tusculum	W, 44-22	Knoxville
J18	Carson Newman	L, 25-34	Knoxville
J25	at Maryville	L, 28-29	Maryville
F2	Alabama	L, 21-42	Knoxville
F4	Cumberland College	W, 32-13	Knoxville
F5	Kentucky Wesleyan	W, 28-19	Knoxville
F6	Vanderbilt	W, 38-32	Knoxville
F10	Centre	W, 32-15	Knoxville
F12	Kentucky	L, 17-51	Knoxville
F17	at Centre	W, 32-15	Danville
F18	at Kentucky	L, 21-27	Lexington
F19	at Kentucky Wesleyan	L, 26-40	Owensboro
F20	at Ohio	L, 30-50	Athens

Southern Conference Tournament

F26	Georgia	L, 25-48	Atlanta
-----	---------	----------	---------

1926-27

7-12

Coach: W. H. Britton
Captain: James Cooley

Date	Opponent	Result	Site
J5	Tennessee Wesleyan	L, 20-23	Knoxville
J7	Florida	W, 22-19	Knoxville
J10	Maryville	L, 22-23	Knoxville
J12	at Georgia	L, 28-29	Athens
J13	at Clemson	W, 17-4	Clemson
J15	at South Carolina	L, 24-39	Columbia
J21	Kentucky	W, 19-14	Knoxville
J24	at Maryville	L, 19-24	Maryville
J27	Carson Newman	L, 30-33	Knoxville
J29	Concord State	W, 36-25	Knoxville
F3	at Carson Newman	L, 21-25	Jefferson City
F5	Centre	W, 25-19	Knoxville
F10	Louisville	L, 26-28	Knoxville
F12	Ole Miss	L, 34-39	Knoxville
F15	Auburn	W, 24-23	Knoxville
F18	at Centre	L, 19-23	Danville
F19	at Kentucky	W, 30-21	Lexington
F21	at Vanderbilt	L, 25-35	Nashville

Southern Conference Tournament

F25	North Carolina	L, 17-32	Atlanta
-----	----------------	----------	---------

1927-28

0-12

Coach: W. H. Britton
Captain: James Cooley

Date	Opponent	Result	Site
J6	Tennessee Wesleyan	L, 35-36	Knoxville
J14	Maryville	L, 20-25	Knoxville
J20	at Auburn	L, 14-63	Auburn
J21	at Georgia Tech	L, 26-31	Atlanta
J24	Alabama	L, 22-45	Knoxville
J27	at Georgetown (Ky.)	L, 18-52	Georgetown
J28	at Kentucky	L, 18-48	Lexington
F2	Louisville	L, 29-49	Knoxville
F9	Kentucky	L, 16-43	Knoxville
F13	Georgia Tech	L, 25-42	Knoxville
F14	Sewanee	L, 31-39	Knoxville
F18	Vanderbilt	L, 26-28	Knoxville

1928-29

11-5

Coach: W. H. Britton
Captain: E. O. Butcher

Date	Opponent	Result	Site
D28	South Carolina	W, 29-20	Knoxville
D29	South Carolina	W, 22-14	Knoxville
J3	Clemson	W, 36-29	Knoxville
J5	North Carolina	L, 26-28	Knoxville
J12	Tennessee Wesleyan	W, 36-19	Knoxville
J17	Kentucky	L, 29-35	Knoxville
J19	at Kentucky	L, 26-28	Lexington

J22	Maryville	W, 30-23	Knoxville
J28	Alabama	W, 30-23	Knoxville
F4	Georgetown	W, 39-32	Knoxville
F12	at Georgia	L, 21-45	Athens
F13	at Georgia Tech	W, 30-25	Atlanta
F16	Knoxville YMCA	W, 26-23	Knoxville
F22	at Sewanee	W, 22-15	Sewanee
F23	at Vanderbilt	W, 26-22	Nashville

Southern Conference Tournament

M1	North Carolina State	L, 32-48	Atlanta
----	----------------------	----------	---------

1929-30

13-4

Coach: W. H. Britton

Captains: R. L. Dodd, E. R. Lucas

Date	Opponent	Result	Site
D19	Carson Newman	W, 35-15	Knoxville
D23	Tepecos	W, 37-32	Knoxville
J6	Clemson	W, 35-26	Knoxville
J11	Maryville	W, 36-25	Knoxville
J15	Tennessee Wesleyan	W, 43-20	Knoxville
J22	Georgia Tech	W, 33-28	Knoxville
J18	at Kentucky	L, 20-23	Lexington
J24	Auburn	W, 33-18	Knoxville
J31	Kentucky	W, 29-24*	Knoxville
F6	Sewanee	W, 37-26	Knoxville
F7	at Alabama	L, 14-29	Tuscaloosa
F8	at Vanderbilt	W, 23-21	Nashville
F19	at Tepecos	L, 24-26	Chattanooga
F22	Vanderbilt	W, 38-33	Knoxville

Southern Conference Tournament

F29	VMI	W, 28-20	Atlanta
M1	Washington & Lee	W, 39-28	Atlanta
M3	Alabama	L, 22-32	Atlanta

1930-31

11-10

Coach: W. H. Britton

Captains: Maurice Corbitt, Hugh D. Faust, Jr.

Date	Opponent	Result	Site
D14	Carson Newman	W, 24-20	Knoxville
D20	Union College	W, 31-23	Knoxville
J2	Burk Terrors	W, 50-28	Knoxville
J5	Clemson	W, 40-23	Knoxville
J10	at Kentucky	L, 23-31	Lexington
J12	Tennessee Wesleyan	W, 47-25	Knoxville
J16	at Georgia	L, 19-22	Athens
J17	at Clemson	L, 31-38	Clemson
J22	at Georgia Tech	L, 29-49	Atlanta
J24	Maryville	W, 40-27	Nashville
J27	at Vanderbilt	L, 40-41	Nashville
J31	Kentucky	L, 32-36*	Knoxville
F4	Detroit	L, 30-31	Knoxville
F7	Alabama	W, 26-24	Knoxville
F10	Georgia Tech	L, 25-32	Knoxville
F11	Duke	W, 36-25	Knoxville
F16	Milligan	W, 36-33	Knoxville
F19	Georgia	L, 18-31	Knoxville
F21	Vanderbilt	W, 37-34	Knoxville

Southern Conference Tournament

F27	Alabama	W, 26-20	Atlanta
F28	Florida	L, 29-33	Atlanta

1931-32

8-7

Coach: W. H. Britton

Captain: Claude S. Reeder, Jr.

Date	Opponent	Result	Site
D19	Carson Newman	W, 30-21	Knoxville
J1	Lincoln Memorial	W, 42-17	Knoxville
J4	Clemson	W, 25-18	Knoxville
J9	Georgia	W, 24-17	Knoxville
J13	Milligan	L, 26-32	Knoxville
J16	Kentucky	L, 28-29	Knoxville
J23	at Georgia	L, 19-38	Athens
J26	at Vanderbilt	W, 27-25	Nashville
J30	at Alabama	L, 19-24	Tuscaloosa
F2	Tennessee Wesleyan	W, 33-23	Knoxville
F6	Alabama	L, 21-25	Knoxville
F8	Duke	W, 32-31	Knoxville
F13	at Kentucky	L, 27-41	Lexington
F19	Vanderbilt	W, 27-22	Knoxville

Southern Conference Tournament

F26	North Carolina	L, 25-35	Atlanta
-----	----------------	----------	---------

OUTLOOK

PLAYERS

STAFF

REVIEW

RESULTS

RECORDS

HONORS

YEAR-BY-YEAR RESULTS

1932-33 9-11 / 3-7 (10th SEC)

Coach: W. H. Britton
Captain: E. Powell McWhirter

Date	Opponent	Result	Site
D17	Lincoln Memorial	W, 41-18	Knoxville
D30	at Tulane	L, 23-31	New Orleans
D31	at Tulane	L, 33-34	New Orleans
J2	at Alabama	L, 15-49	Tuscaloosa
J5	South Carolina	L, 29-33	Knoxville
J7	Celtics	L, 28-30	Knoxville
J10	at Vanderbilt	L, 32-37	Nashville
J14	Kentucky	L, 21-42	Knoxville
J16	Milligan	L, 26-44	Knoxville
J20	Chattanooga	W, 43-30	Knoxville
J24	Alabama	W, 26-23	Knoxville
J28	at Kentucky	L, 23-44	Lexington
J31	King	W, 43-21	Knoxville
F4	at Georgia Tech	L, 23-37	Atlanta
F7	Mexico	W, 43-31	Knoxville
F11	Tennessee Wesleyan	W, 51-11	Knoxville
F13	Georgia Tech	W, 33-26	Knoxville
F17	Vanderbilt	W, 35-27	Knoxville
Southeastern Conference Tournament			
F24	Georgia Tech	W, 30-24	Atlanta
F25	LSU	L, 43-55	Atlanta

1933-34 10-7 / 3-5 (8th SEC)

Coach: W. H. Britton
Captain: Albert Kirk

Date	Opponent	Result	Site
D19	Tennessee Wesleyan	W, 41-19	Knoxville
J6	Celtics	L, 25-30	Knoxville
J9	Clemson	W, 30-27	Knoxville
J13	Kentucky	L, 23-44	Knoxville
J16	at Alabama	L, 31-44	Tuscaloosa
J20	Emory & Henry	W, 32-31	Knoxville
J24	at Vanderbilt	L, 26-31	Nashville
J27	at Kentucky	L, 26-53	Lexington
J31	at Georgia Tech	W, 35-25	Atlanta
F3	Milligan	W, 31-26	Knoxville
F6	Chattanooga	W, 43-28	Knoxville
F9	Alabama	L, 26-54	Knoxville
F12	Georgia Tech	W, 23-21	Knoxville
F16	Vanderbilt	W, 45-34	Knoxville
Southeastern Conference Tournament			
F24	LSU	W, 42-35	Atlanta
F25	Auburn	W, 43-26	Atlanta
F26	Alabama	L, 26-29	Atlanta

1934-35 11-5 / 7-4 (3rd SEC)

Coach: W. H. Britton
Captain: Harry Anderson

Date	Opponent	Result	Site
D15	Tennessee Wesleyan	W, 65-20	Knoxville
D17	Lincoln Memorial	W, 52-16	Knoxville
J7	Clemson	L, 33-40	Knoxville
J10	Tulane	W, 39-17	Knoxville
J11	Tulane	W, 39-27	Knoxville
J16	at Georgia Tech	W, 36-26	Atlanta
J19	Emory & Henry	W, 32-29	Knoxville
J26	at Kentucky	L, 21-48	Lexington
F1	Auburn	W, 48-27	Knoxville
F4	at Alabama	L, 29-45	Tuscaloosa
F9	Alabama	L, 28-30	Knoxville
F12	at Vanderbilt	W, 39-29	Nashville
F16	Kentucky	L, 36-38	Knoxville
F18	Georgia Tech	W, 34-31	Knoxville
F23	Vanderbilt	W, 39-37	Knoxville
M2	Woco-Pep	W, 51-27	Knoxville

1935-36 15-6 / 8-4 (3rd SEC)

Coach: Blair Gullion
Captain: Harry Anderson

Date	Opponent	Result	Site
D14	Tennessee Wesleyan	W, 44-22	Knoxville
D19	at Lambuth	L, 28-29	Jackson
J4	Emory & Henry	W, 31-29	Knoxville
J7	Chattanooga	W, 45-22	Knoxville
J11	Georgia	W, 56-44	Knoxville
J15	Sewanee	W, 41-18	Knoxville
J17	at Georgia Tech	L, 30-33	Atlanta
J18	at Alabama	W, 39-34	Tuscaloosa
J24	at Xavier	L, 20-34	Cincinnati
J25	at Kentucky	W, 31-40	Lexington

J31	at Georgia	L, 24-30	Athens
F1	at Chattanooga	W, 44-16	Chattanooga
F10	Alabama	W, 28-20	Knoxville
F15	Kentucky	W, 39-28	Knoxville
F18	at Vanderbilt	L, 30-33	Nashville
F19	at Sewanee	W, 46-35	Sewanee
F22	Vanderbilt	W, 34-33	Knoxville
F24	Georgia Tech	W, 33-21	Knoxville
Southeastern Conference Tournament			
F28	Auburn	W, 43-25	Knoxville
F29	Kentucky	W, 39-28	Knoxville
M2	Alabama	W, 29-25	Knoxville

1936-37 17-5 / 7-1 (2nd SEC)

Coach: Blair Gullion
Captain: Floyd Marshall

Date	Opponent	Result	Site
D9	Tennessee Wesleyan	W, 36-20	Knoxville
D12	Carson Newman	W, 37-18	Knoxville
D17	Clemson	W, 33-23	Knoxville
D31	T-Arkansas	L, 34-42	New Orleans
J5	Emory & Henry	W, 35-27	Knoxville
J9	Creighton	W, 34-28	Knoxville
J12	Chattanooga	W, 35-15	Knoxville
J16	at Alabama	W, 36-31**	Tuscaloosa
J19	Sewanee	W, 47-12	Knoxville
J23	at Kentucky	L, 26-43	Lexington
J27	at Long Island	L, 24-30	New York City
J28	at Baltimore	L, 33-37	Baltimore
F1	Marshall	W, 33-31	Knoxville
F4	at Vanderbilt	W, 50-30	Nashville
F8	Alabama	W, 26-23	Knoxville
F13	Kentucky	W, 26-24	Knoxville
F17	Vanderbilt	W, 34-28	Knoxville
F19	at Chattanooga	W, 28-20	Chattanooga
F20	at Sewanee	W, 36-23	Sewanee
Southeastern Conference Tournament			
F26	Georgia	W, 35-11	Knoxville
F27	Alabama	W, 42-25	Knoxville
M1	Kentucky	L, 25-39	Knoxville

T-Sugar Bowl Classic

1937-38 15-8 / 7-4 (5th SEC)

Coach: Blair Gullion
Captain: Alvin Rice

Date	Opponent	Result	Site
D7	Lincoln Memorial	W, 27-14	Knoxville
D11	Tennessee Wesleyan	W, 42-15	Knoxville
D17	at Clemson	L, 15-28	Clemson
D18	at South Carolina	W, 31-21	Columbia
D20	at George Washington	L, 24-47	Washington, D.C.
D21	at Duquesne	W, 31-27	Pittsburgh
J5	Mississippi State	L, 31-35	Knoxville
J8	Emory & Henry	W, 26-20	Knoxville
J14	at Alabama	W, 27-17	Tuscaloosa
J15	at Mississippi State	L, 31-34	Starkville
J18	Sewanee	W, 39-20	Knoxville
J22	at Kentucky	L, 27-52	Lexington
J25	Chattanooga	W, 38-18	Knoxville
J28	at Vanderbilt	W, 37-30	Nashville
F5	Marshall	L, 31-34	Knoxville
F7	at Chattanooga	W, 37-31	Chattanooga
F11	Alabama	W, 36-22	Knoxville
F16	Florida	W, 41-28	Knoxville
F19	Vanderbilt	W, 38-26	Knoxville
F22	at Sewanee	W, 33-27	Sewanee
F26	Kentucky	L, 26-29	Knoxville
Southeastern Conference Tournament			
M3	Mississippi State	W, 41-34	Baton Rouge
M3	Ole Miss	L, 40-45	Baton Rouge

1938-39 14-7 / 6-5 (8th SEC)

Coach: John Mauer
Captains: Charles Higdon, Byrl Logan

Date	Opponent	Result	Site
D5	Lincoln Memorial	W, 37-35	Knoxville
D10	Clemson	W, 29-16	Knoxville
D15	Tennessee Wesleyan	W, 29-24	Knoxville
J3	Emory & Henry	W, 52-25	Knoxville
J9	South Carolina	W, 44-18	Knoxville
J13	at Alabama	L, 37-39**	Tuscaloosa
J14	at Mississippi State	L, 24-25	Starkville
J18	Sewanee	W, 51-27	Knoxville
J21	at Kentucky	W, 30-29	Lexington

J23	Michigan State	L, 31-35	Knoxville
J28	Vanderbilt	W, 33-31	Knoxville
F4	Marshall	W, 42-41	Knoxville
F10	Alabama	L, 37-42**	Knoxville
F14	Mississippi State	W, 42-30	Knoxville
F18	Kentucky	L, 34-36**	Knoxville
F21	at Vanderbilt	L, 38-46	Nashville
F22	at Sewanee	W, 44-20	Sewanee
F25	Georgia	W, 35-29	Knoxville
Southeastern Conference Tournament			
M2	Auburn	W, 49-35	Knoxville
M3	Vanderbilt	W, 39-36	Knoxville
M4	Kentucky	L, 38-46	Knoxville

1939-40 14-7 / 7-3 (2nd SEC)

Coach: John Mauer
Captain: Gilbert Huffman

Date	Opponent	Result	Site
D11	Tennessee Tech	W, 37-23	Knoxville
D20	Milligan	W, 35-23	Knoxville
D30	King College	W, 54-17	Knoxville
J2	Lincoln Memorial	W, 39-32	Knoxville
J6	at Michigan State	L, 20-29	East Lansing
J8	at Xavier	L, 35-36	Cincinnati
J13	at Alabama	W, 26-23	Tuscaloosa
J15	Vanderbilt	W, 29-23	Knoxville
J20	at Kentucky	L, 26-35	Lexington
J26	at Sewanee	W, 46-19	Sewanee
J27	at Vanderbilt	W, 34-31	Nashville
J31	Tennessee Wesleyan	W, 43-21	Knoxville
F3	Marshall	L, 40-47	Knoxville
F10	Sewanee	W, 36-28	Knoxville
F12	Alabama	L, 23-26	Knoxville
F17	Kentucky	W, 27-23	Knoxville
F23	at Florida	L, 38-41	Gainesville
F24	at Georgia	W, 48-41	Athens
Southeastern Conference Tournament			
F28	Georgia Tech	W, 55-43	Knoxville
F29	Florida	W, 42-32	Knoxville
M1	Kentucky	L, 29-30**	Knoxville

1940-41 17-5 / 8-3 (3rd SEC)

Coach: John Mauer
Captain: Frank Thomas

Date	Opponent	Result	Site
D7	Tennessee Tech	W, 46-27	Knoxville
D20	Emory & Henry	W, 51-27	Knoxville
D30	Austin Peay	W, 31-23	Knoxville
J2	Marshall	W, 33-22	Knoxville
J4	at Virginia	L, 30-41	Charlottesville
J6	at Marshall	L, 29-33	Huntington
J11	at Alabama	L, 22-27	Tuscaloosa
J18	Kentucky	W, 32-22	Knoxville
J24	Mississippi State	W, 37-28	Knoxville
J25	Georgia	W, 46-23	Knoxville
J27	Chattanooga	W, 53-18	Knoxville
J31	at Auburn	W, 51-33	Auburn
F1	at Georgia	L, 36-47	Athens
F8	Ole Miss	W, 61-29	Knoxville
F10	Alabama	W, 34-23	Knoxville
F15	at Kentucky	L, 28-37	Lexington
F17	at Vanderbilt	W, 37-36	Nashville
F22	Vanderbilt	W, 46-25	Knoxville
Southeastern Conference Tournament			
F27	Mississippi State	W, 35-29	Louisville
F28	Georgia	W, 41-39	Louisville
M1	Florida	W, 47-26	Louisville
M1	Kentucky	W, 36-33	Louisville

1941-42 19-3 / 7-1 (1st SEC)

Coach: John Mauer
Captain: Bernie Mehen

Date	Opponent	Result	Site
D6	Tennessee Tech	W, 42-23	Knoxville
D9	Lincoln Memorial	W, 60-15	Knoxville
D11	Austin Peay	W, 50-18	Knoxville
D20	Union	W, 42-19	Knoxville
D23	at Xavier	W, 46-36	Cincinnati
D30	1-Long Island	W, 36-33	New Orleans
J5	at Duke	L, 35-37	Durham
J9	at Alabama	W, 37-15	Tuscaloosa
J10	at Ole Miss	W, 42-39	Oxford
J17	Kentucky	W, 46-40	Knoxville
J23	Auburn	W, 43-23	Knoxville

J24	Xavier	W, 42-30	Knoxville
J31	Marshall	W, 48-37	Knoxville
F2	Turner Field	W, 47-23	Knoxville
F7	Alabama	W, 36-29	Knoxville
F9	Chattanooga	W, 45-12	Knoxville
F14	at Kentucky	L, 33-36	Lexington
F16	at Vanderbilt	W, 34-33	Nashville
F21	Vanderbilt	W, 39-26	Knoxville

Southeastern Conference Tournament

F26	Georgia	W, 62-50	Louisville
F27	Mississippi State	W, 50-40	Louisville
F28	Alabama	L, 18-21	Louisville

1-Sugar Bowl Classic

1942-43 14-4 / 6-3 (3rd SEC)

Coach: John Mauer

Captain: Paul Herman

Date	Opponent	Result	Site
D5	Tennessee Tech	W, 44-27	Knoxville
D10	Union	W, 48-31	Knoxville
D19	Duke	W, 51-33	Knoxville
D26	at St. John's	L, 41-52	New York City
J8	at Mississippi State	W, 35-33	Starkville
J9	at Alabama	W, 37-27	Tuscaloosa
J16	Kentucky	L, 28-30	Knoxville
J23	Xavier	W, 55-23	Knoxville
J29	Auburn	W, 57-23	Knoxville
F1	at Xavier	W, 48-38	Cincinnati
F6	Mississippi State	W, 42-36	Knoxville
F8	Alabama	W, 36-33	Knoxville
F13	at Kentucky	L, 29-53	Lexington
F15	at Vanderbilt	L, 27-30	Nashville
F20	Vanderbilt	W, 44-22	Knoxville

Southeastern Conference Tournament

F26	Vanderbilt	W, 41-31	Louisville
F27	LSU	W, 52-34	Louisville
F27	Kentucky	W, 33-30	Louisville

1943-44 No Team

1944-45 18-5 / 8-2 (1st SEC)

Coach: John Mauer

Captain: Garland (Mule) O'Shields

Date	Opponent	Result	Site
D2	Lincoln Memorial	W, 63-28	Knoxville
D8	Tennessee Tech	W, 44-28	Knoxville
D15	Tusculum	W, 49-17	Knoxville
D25	at New York University	W, 50-48	New York City
D27	at Temple	L, 31-33	Philadelphia
D30	vs. Ohio University	W, 40-36	Buffalo
J6	Marshall	W, 48-40	Knoxville
J11	at Alabama	W, 23-14	Tuscaloosa
J12	at Mississippi State	W, 41-26	Starkville
J20	Kentucky	W, 35-34	Knoxville
J27	Georgia Tech	W, 44-26	Knoxville
J30	Georgia	W, 42-26	Knoxville
F3	Mississippi State	W, 44-27	Knoxville
F10	at Georgia Tech	L, 49-53	Atlanta
F12	at Georgia	W, 48-38	Athens
F17	at Kentucky	L, 34-40	Lexington
F19	Alabama	W, 38-27	Knoxville
F24	Murray State	W, 57-38	Knoxville

Southeastern Conference Tournament

M1	Ole Miss	W, 59-37	Louisville
M2	Auburn	W, 56-26	Louisville
M3	Georgia Tech	W, 41-37	Louisville
M3	Kentucky	L, 35-39	Louisville

National Invitation Tournament

M17	Rhode Island	L, 44-51	New York City
-----	--------------	----------	---------------

1945-46 15-5 / 8-3 (3rd SEC)

Coach: John Mauer

Captain: Garland (Mule) O'Shields

Date	Opponent	Result	Site
D3	Tennessee Tech	W, 52-26	Knoxville
D8	Lincoln Memorial	W, 63-18	Knoxville
D11	Milligan	W, 50-38	Knoxville
D19	at East Tennessee State	W, 44-24	Johnson City
D25	at Long Island	L, 43-45	New York City
D29	at Temple	W, 43-36	Philadelphia
J5	Marshall	W, 44-31	Knoxville
J11	at Ole Miss	W, 65-42	Oxford
J12	at Mississippi State	W, 52-27	Starkville
J19	Kentucky	L, 32-50	Knoxville

J26	at Georgia Tech	W, 49-27	Atlanta
J27	at Georgia	W, 46-33	Athens
F4	Mississippi State	W, 38-31	Knoxville
F9	Georgia Tech	L, 34-38	Knoxville
F11	Georgia	W, 53-28	Knoxville
F16	at Kentucky	L, 34-54	Lexington
F18	at Vanderbilt	W, 55-33	Nashville
F25	Vanderbilt	W, 42-32	Knoxville

Southeastern Conference Tournament

F28	Vanderbilt	W, 46-32	Louisville
M1	Alabama	L, 24-35	Louisville

1946-47 16-5 / 10-3 (3rd SEC)

Coach: John Mauer

Captains: Ted Cook, Dick Mehen

Date	Opponent	Result	Site
D2	Lincoln Memorial	W, 60-24	Knoxville
D7	Milligan	W, 59-33	Knoxville
D9	Tennessee Tech	W, 65-22	Knoxville
D18	at East Tennessee State	W, 53-23	Johnson City
D21	at Long Island	L, 32-42	New York City
J4	Duke	W, 53-47	Knoxville
J10	at Mississippi State	W, 35-34	Starkville
J11	at Auburn	W, 66-30	Auburn
J18	Kentucky	L, 39-54	Knoxville
J20	at Georgia Tech	L, 43-48	Atlanta
J27	at Georgia	W, 48-33	Athens
F1	Mississippi State	W, 65-36	Knoxville
F3	Auburn	W, 63-27	Knoxville
F7	Georgia Tech	W, 40-28	Knoxville
F8	Georgia	W, 62-33	Knoxville
F10	Ole Miss	W, 61-28	Knoxville
F15	at Kentucky	L, 46-61	Lexington
F17	at Vanderbilt	W, 54-47	Nashville
F22	Vanderbilt	W, 56-21	Knoxville

Southeastern Conference Tournament

F27	Georgia	W, 58-45	Louisville
F28	Tulane	L, 41-47	Louisville

1947-48 20-5 / 10-2 (3rd SEC)

Coach: Emmett Lowery

Captain: Marshall Hawkins

Date	Opponent	Result	Site
D2	Lincoln Memorial	W, 56-41	Knoxville
D5	Milligan	W, 76-36	Knoxville
D9	vs. Washington & Lee	W, 85-49	Bristol
D11	Tennessee Tech	W, 57-33	Knoxville
D13	at Milligan	W, 52-34	Johnson City
D20	vs. Miami (Ohio)	L, 51-54	Cincinnati
D31	Wake Forest	W, 60-47	Durham
J3	at Duke	W, 62-58	Durham
J5	at North Carolina	L, 43-52	Chapel Hill
J10	Alabama	W, 47-35	Knoxville
J12	Mississippi State	W, 64-57	Knoxville
J17	Kentucky	L, 54-65	Knoxville
J24	at Georgia Tech	W, 59-57	Atlanta
J26	at Georgia	W, 70-64	Athens
J31	at Chattanooga	W, 79-64	Chattanooga
F2	at Mississippi State	W, 47-46	Starkville
F6	Georgia Tech	W, 49-46	Knoxville
F7	Georgia	W, 69-60	Knoxville
F14	at Kentucky	L, 42-69	Lexington
F16	at Vanderbilt	W, 63-48	Nashville
F21	Vanderbilt	W, 72-53	Knoxville
F27	vs. LSU	W, 56-48	Memphis

Southeastern Conference Tournament

M4	Mississippi State	W, 73-52	Louisville
M5	Ole Miss	W, 81-62	Louisville
M6	Kentucky	L, 47-70	Louisville

1948-49 19-7 / 8-3 (3rd SEC)

Coach: Emmett Lowery

Captain: Paul Walther

Date	Opponent	Result	Site
N29	-/- at Lincoln Memorial	W, 58-43	Harrrogate
D2	-/- at St. John's	L, 45-67	New York City
D4	-/- at St. Joseph's	L, 68-83	Philadelphia
D8	-/- Tennessee Tech	W, 58-45	Knoxville
D11	-/- Tulsa	W, 63-38	Knoxville
D17	-/- at Florida	W, 58-52	Gainesville
D20	-/- at Tampa	W, 74-50	Tampa
D30	-/- vs. Arkansas	L, 55-58	Memphis
J3	-/- Wake Forest	W, 70-51	Knoxville

J8	-/- Loyola (South)	W, 73-57	Knoxville
J10	-/- at Vanderbilt	W, 53-51	Nashville
J15	-/+ Kentucky	L, 51-66	Knoxville
J22	-/- at Georgia Tech	W, 63-56	Atlanta
J24	-/- at Georgia	W, 61-59	Athens
J29	-/- Vanderbilt	W, 67-64	Knoxville
J31	-/- North Carolina	W, 84-56	Knoxville
F4	-/- Georgia	W, 77-51	Knoxville
F5	-/- Georgia Tech	L, 71-72*	Knoxville
F8	-/1 at Kentucky	L, 56-71	Lexington
F12	-/- Mississippi State	W, 63-58	Knoxville
F19	-/- at Chattanooga	W, 94-75	Chattanooga
F21	-/- LSU	W, 81-72	Knoxville
F23	-/- The Citadel	W, 64-42	Knoxville

Southeastern Conference Tournament

M3	-/- Mississippi State	W, 73-45	Louisville
M4	-/- Ole Miss	W, 74-49	Louisville
M5	-/1 Kentucky	L, 44-83	Louisville

** First poll of the season was not released until Jan. 20. Kentucky was ranked No. 2 in the first poll.*

1949-50 15-11 / 5-6 (7th SEC)

Coach: Emmett Lowery

Captain: Art Burris

Date	UT/Opp	Opponent	Result	Site
N30	-/-	at Lincoln Memorial	W, 67-59	Harrrogate
D3	-/-	Tennessee Tech	W, 69-62	Knoxville
D5	-/-	Maryland	W, 61-40	Knoxville
D10	-/-	Chattanooga	W, 65-50	Knoxville
D16	-/-	Dayton	L, 38-57	Knoxville
D21	-/-	vs. Tampa	L, 63-66	Chattanooga
D29	-/-	1-Utah State	W, 66-62	Des Moines
D30	-/-	1-Drake	W, 64-57	Des Moines
J2	-/-	at Louisville	L, 63-74	Louisville
J7	-/-	Vanderbilt	L, 52-67	Knoxville
J9	-/-	vs. Wake Forest	L, 62-69	Asheville
J14	-/2	Kentucky	W, 66-53	Knoxville
J21	1/7-	at Georgia Tech	L, 57-68	Atlanta
J23	1/7-	at Mississippi St.	L, 56-65	Starkville
J28	-/-	at Vanderbilt	L, 44-50	Nashville
J30	-/-	Tulane	L, 55-68	Knoxville
F3	-/-	Florida	W, 65-56	Knoxville
F4	-/-	Georgia Tech	W, 69-56	Knoxville
F11	-/7	at Kentucky	L, 52-79	Lexington
F18	-/-	at Loyola (South)	W, 62-39	New Orleans
F20	-/-	at LSU	W, 67-65	Baton Rouge
F25	-/-	Ole Miss	W, 79-57	Knoxville

Southeastern Conference Tournament

M2	-/-	Georgia Tech	W, 63-56	Louisville
M3	-/-	Vanderbilt	W, 50-44	Louisville
M4	-/-	LSU	W, 81-79	Louisville
M4	-/4	Kentucky	L, 58-95	Louisville

1-Corn Bowl

1950-51 10-13 / 5-9 (10th SEC)

Coach: Emmett Lowery

Captain: None

Date	UT/Opp	Opponent	Result	Site
D5	-/-	Sewanee	W, 74-51	Knoxville
D7	-/-	at Lincoln Memorial	W, 98-61	Harrrogate
D9	-/-	Chattanooga	W, 61-54	Knoxville
D16	-/-	Florida	W, 60-54	Knoxville
D21	-/-	at Dayton	L, 61-76	Dayton
D23	-/-	at Louisville	L, 61-73	Louisville
D29	-/7	at Villanova	L, 72-91	Philadelphia
J3	-/-	Wake Forest	W, 85-77	Knoxville
J6	-/-	Alabama	L, 55-56	Knoxville
J9	-/-	Auburn	L, 59-63	Knoxville
J13	-/-	at Tulane	L, 60-71	New Orleans
J15	-/-	at LSU	L, 61-68	Baton Rouge
J20	-/2	Kentucky	L, 45-70	Knoxville
J23	-/-	at Vanderbilt	L, 57-58	Nashville
J27	-/-	Loyola (South)	W, 64-60	Knoxville
F3	-/-	Georgia Tech	L, 57-71	Knoxville
F5	-/-	Vanderbilt	W, 61-59	Knoxville
F10	-/-	at Ole Miss	W, 67-65	Oxford
F12	-/-	at Mississippi St.	W, 76-75	Starkville
F17	-/1	at Kentucky	L, 61-86	Lexington
F21	-/-	at Georgia Tech	L, 64-74	Atlanta
F24	-/-	Georgia	W, 74-62	Knoxville

Southeastern Conference Tournament

M1	-/-	Vanderbilt	L, 52-88	Louisville
----	-----	------------	----------	------------

OUTLOOK

PLAYERS

STAFF

REVIEW

RESULTS

RECORDS

HONORS

POSTSEASON

VOLTMANAC

MEDIA INFO



YEAR-BY-YEAR RESULTS

1951-52 13-9 / 7-7 (Tied 6th SEC)

Coach: Emmett Lowery
 Captain: Tommy Bartlett

AP Rank			
UT/Opp	Opponent	Result	Site
N29	-/	at Lincoln Memorial W, 78-58	Harrrogate
D4	-/	Wake Forest W, 77-53	Knoxville
D15	-/	Texas A&M W, 60-52	Knoxville
D17	-/	Clemson W, 61-52	Knoxville
D19	-/	at Florida L, 47-58	Gainesville
D22	-/	Rice L, 60-64	Knoxville
J2	-/	at East Tenn. St. W, 59-52	Johnson City
J5	-/	at Vanderbilt L, 60-80	Nashville
J7	-/	Tulane L, 65-71	Knoxville
J12	-/	Ole Miss W, 76-69	Knoxville
J19	-/3	Kentucky L, 56-65	Knoxville
J22	-/	Vanderbilt W, 68-50	Knoxville
J26	-/	Georgia Tech W, 69-56	Knoxville
J28	-/	at Georgia W, 68-62	Athens
F2	-/	LSU W, 82-68	Knoxville
F9	-/	at Auburn L, 55-60	Auburn
F11	-/	at Alabama L, 75-88	Tuscaloosa
F16	-/1	at Kentucky L, 40-95	Lexington
F20	-/	at Georgia Tech W, 83-81	Atlanta
F23	-/	Mississippi State W, 78-69	Knoxville
Southeastern Conference Tournament			
F29	-/	Alabama W, 61-60	Louisville
M1	-/1	Kentucky L, 66-81	Louisville

1952-53 13-8 / 7-6 (4th SEC)

Coach: Emmett Lowery
 Captain: Hank Bertelkamp

AP Rank			
UT/Opp	Opponent	Result	Site
D2	-/	Wofford W, 76-65	Knoxville
D10	-/	Chattanooga W, 63-54	Knoxville
D13	-/	Duke L, 82-89	Knoxville
D18	-/	Texas W, 66-59	Knoxville
D22	-/	at Cincinnati L, 74-78	Cincinnati
D30	-/	at Vanderbilt L, 69-77	Nashville
J5	-/	at Mississippi St. L, 63-65	Starkville
J6	-/	at Ole Miss W, 81-71	Oxford
J10	-/	Davidson W, 84-56	Knoxville
J17	-/	Georgia Tech W, 89-67	Knoxville
J24	-/	Vanderbilt W, 83-79	Knoxville
J26	-/	Auburn W, 72-70	Knoxville
J29	-/	at Tulane L, 63-68	New Orleans
J31	-/11	at LSU L, 59-95	Baton Rouge
F7	-/	at Wofford W, 91-88	Spartanburg
F9	-/	at Davidson W, 83-73	Davidson
F16	-/	at Georgia Tech W, 82-79	Atlanta
F21	-/	Alabama W, 76-67	Knoxville
F23	-/	Florida W, 82-73	Knoxville
F25	-/	Georgia L, 86-87	Knoxville
F28	-/	at Vanderbilt L, 64-85	Nashville

1953-54 11-12 / 7-7 (7th SEC)

Coach: Emmett Lowery
 Captain: Bill Hall

AP Rank			
UT/Opp	Opponent	Result	Site
D1	-/	Wofford W, 107-63	Knoxville
D3	-/	Texas Tech L, 71-88	Knoxville
D5	-/	at Duke L, 61-101	Durham
D8	-/	Clemson W, 82-56	Knoxville
D12	-/	Cincinnati L, 69-87	Knoxville
D19	-/	Rice L, 66-78	Knoxville
D30	-/	I-Evansville L, 71-107	Owensboro
J1	-/	I-Arizona State W, 69-57	Owensboro
J2	-/	I-Denver W, 66-50	Owensboro
J6	-/	at Georgia L, 69-71	Athens
J9	-/	Vanderbilt W, 62-53	Knoxville
J16	-/16	LSU L, 62-75	Knoxville
J18	-/	Tulane L, 61-63	Knoxville
J23	-/1	Kentucky L, 71-97	Knoxville
J30	-/	at Georgia Tech W, 68-61	Atlanta
F6	-/	at Florida W, 62-58	Gainesville
F13	-/	Mississippi State W, 97-81	Knoxville
F15	-/	Ole Miss L, 73-92	Knoxville
F18	-/2	at Kentucky L, 63-90	Lexington
F22	-/	Georgia Tech W, 69-57	Knoxville
F27	-/	at Alabama L, 59-70	Tuscaloosa
M1	-/	at Auburn W, 92-86	Auburn
M6	-/	at Vanderbilt W, 80-76	Nashville

I-All American City Tournament

1954-55 15-7 / 8-6 (5th SEC)

Coach: Emmett Lowery
 Captain: Ed Wiener

AP Rank			
UT/Opp	Opponent	Result	Site
D1	-/	Lipscomb W, 95-38	Knoxville
D3	-/	Washington & Lee W, 82-66	Knoxville
D6	-/	William & Mary W, 91-79	Knoxville
D11	-/	VMI L, 78-46	Knoxville
D17	-/	I-Miami (Fla.) W, 89-80	Montgomery
D18	-/	I-Auburn L, 64-73	Montgomery
D21	-/	South Carolina W, 96-82	Knoxville
J3	-/	Clemson W, 94-55	Knoxville
J8	-/	Vanderbilt L, 69-73	Knoxville
J13	-/	at Tulane W, 71-58	New Orleans
J15	-/	at LSU W, 76-68	Baton Rouge
J22	-/1	Kentucky L, 66-84	Knoxville
J29	-/	Georgia Tech W, 79-58	Knoxville
J5	-/	Florida W, 102-75	Knoxville
F7	-/	Georgia W, 97-81	Knoxville
F12	-/	at Mississippi St. W, 93-67	Starkville
F14	-/	at Ole Miss W, 84-78	Oxford
F19	18/20	at Vanderbilt L, 71-76	Nashville
F21	18/-	at Georgia Tech L, 77-83	Atlanta
F26	-/12	Alabama L, 81-88	Knoxville
F28	-/	Auburn W, 86-77	Knoxville
M5	-/2	at Kentucky L, 61-104	Lexington

1955-56 10-14 / 6-8 (Tie 6th SEC)

Coach: Emmett Lowery
 Captain: Carl Wisdeth

AP Rank			
UT/Opp	Opponent	Result	Site
D1	-/	I-Georgia W, 86-67	Knoxville
D3	-/	Davidson W, 77-64	Knoxville
D7	-/	at Cincinnati L, 82-109	Cincinnati
D10	-/	Kentucky Wesleyan L, 72-80	Knoxville
D15	-/	Springfield W, 76-33	Knoxville
D19	-/	2-Boston Univ. W, 80-77	Charlotte
D20	-/	2-Clemson L, 86-89	Charlotte
D21	-/	2-Colgate L, 83-87	Charlotte
D30	-/	New Mexico A&M L, 64-74	Knoxville
J2	-/	William & Mary L, 83-93	Knoxville
J7	-/4	Vanderbilt L, 57-84	Knoxville
J11	-/	at Georgia W, 62-59	Athens
J14	-/	Tulane W, 81-68	Knoxville
J16	-/	LSU W, 91-82	Knoxville
J21	-/4	Kentucky L, 68-95	Knoxville
J28	-/	at Georgia Tech L, 72-73	Atlanta
F4	-/	at Florida L, 64-68	Gainesville
F11	-/	Mississippi State L, 58-75	Knoxville
F13	-/	Ole Miss W, 65-63	Knoxville
F18	-/6	at Vanderbilt L, 68-96	Nashville
F20	-/	Georgia Tech W, 76-74	Knoxville
F25	-/	at Auburn W, 91-87	Auburn
F27	-/7	at Alabama L, 81-95	Tuscaloosa
M3	-/12	at Kentucky L, 77-101	Lexington

I-Non-conference game
 2-Carousel Invitational

1956-57 13-9 / 5-9 (9th SEC)

Coach: Emmett Lowery
 Captain: Herman Thompson

AP Rank			
UT/Opp	Opponent	Result	Site
D1	-/	at Furman W, 114-106	Greenville
D8	-/	VMI W, 84-60	Knoxville
D10	-/	Cincinnati W, 76-68	Knoxville
D15	-/	Sewanee W, 79-48	Knoxville
D19	-/	South Carolina W, 94-81	Knoxville
D22	-/	Stanford W, 51-47	Knoxville
D28	-/12	Arizona W, 70-66	Knoxville
J1	12/-	William & Mary W, 81-67	Knoxville
J5	12/9	Vanderbilt L, 68-71	Knoxville
J12	16/-	at Tulane L, 71-77	New Orleans
J14	16/-	at LSU L, 61-62	Baton Rouge
J19	-/4	Kentucky L, 72-97	Knoxville
J26	-/	Georgia Tech L, 77-84	Knoxville
F2	-/	Georgia W, 91-84	Knoxville
F4	-/	Florida W, 97-79	Knoxville
F9	-/	at Mississippi St. L, 90-97**	Starkville
F11	-/	at Ole Miss W, 98-88	Oxford
F16	-/18	at Vanderbilt L, 62-69	Nashville
F19	-/	at Georgia Tech L, 85-87	Atlanta

F23	-/	Auburn W, 85-75	Knoxville
F25	-/	Alabama W, 97-89	Knoxville
M2	-/3	at Kentucky L, 75-93	Lexington

1957-58 16-7 / 8-6 (5th SEC)

Coach: Emmett Lowery
 Captain: Leon Ammerman

AP Rank			
UT/Opp	Opponent	Result	Site
D2	-/	Furman W, 84-61	Knoxville
D7	-/	at Sewanee W, 89-40	Sewanee
D9	-/	Florida State W, 74-57	Charlotte
D19	-/	I-Bucknell W, 89-71	Charlotte
D20	-/	I-Louisiana Tech L, 61-68	Charlotte
D21	-/	I-LSU W, 63-62	Charlotte
D28	-/	Brigham Young W, 83-68	Knoxville
D30	-/	William & Mary W, 84-62	Knoxville
J4	-/	Vanderbilt W, 67-55	Knoxville
J11	-/	Tulane W, 87-65	Knoxville
J13	-/	LSU W, 75-53	Knoxville
J18	13/9	at Kentucky L, 68-77	Lexington
J20	13/-	Sewanee W, 92-39	Knoxville
J25	16/-	at Georgia Tech L, 79-82	Atlanta
F1	-/	at Georgia W, 82-79	Athens
F3	-/	at Florida W, 100-91	Gainesville
F8	-/17	Mississippi State W, 104-83	Knoxville
F10	-/	Ole Miss W, 68-63	Knoxville
F15	15/-	at Vanderbilt L, 70-83	Nashville
F18	20/-	Georgia Tech W, 84-65	Knoxville
F22	20/-	at Auburn L, 66-72	Auburn
F24	20/-	at Alabama L, 37-70	Tuscaloosa
M1	-/12	Kentucky L, 66-77	Knoxville

I-Carousel Invitational

1958-59 14-8 / 8-6 (5th SEC)

Coach: Emmett Lowery
 Captain: Gene Tomohlen
 Preseason Ranking: 6th Associated Press

AP Rank			
UT/Opp	Opponent	Result	Site
D2	+/-	Wyoming W, 72-71	Knoxville
D5	+/-	I-Michigan W, 80-66	Kent
D6	+/-	I-Wyoming W, 90-69	Kent
D9	6/-	Wake Forest W, 61-50	Knoxville
D18	5/-	Davidson W, 67-52	Knoxville
D20	5/-	at Butler L, 66-81	Indianapolis
D27	11/-	Virginia W, 79-59	Knoxville
D29	11/5	West Virginia L, 72-76	Knoxville
J3	14/-	Vanderbilt W, 65-60	Knoxville
J10	17/-	at Tulane L, 45-64	New Orleans
J12	17/-	at LSU W, 65-58	Baton Rouge
J17	-/2	at Kentucky L, 58-79	Lexington
J24	-/	Georgia Tech W, 84-71	Knoxville
J31	-/	Georgia W, 66-60	Knoxville
F2	-/	Florida W, 100-70	Knoxville
F7	-/11	at Mississippi St. L, 45-52	Starkville
F9	-/	at Ole Miss W, 85-82	Oxford
F14	-/	at Vanderbilt L, 60-76	Nashville
F17	-/	at Georgia Tech L, 49-59	Atlanta
F21	-/	Alabama W, 93-68	Knoxville
F23	-/2	Auburn W, 56-55	Knoxville
F28	-/1	Kentucky L, 56-69	Knoxville

I-Midwestern Invitational

+ First poll of the season was not released until Dec. 9.

Tennessee was ranked No. 6 in the first poll.

1959-60 12-11 / 7-7 (Tie 6th SEC)

Coach: John Sines
 Captain: Dale Showalter

AP Rank			
UT/Opp	Opponent	Result	Site
D1	-/+	at West Virginia L, 78-93	Morgantown
D3	-/	Davidson W, 102-68	Knoxville
D5	-/	William & Mary L, 71-77	Knoxville
D7	-/	Clemson W, 80-62	Knoxville
D17	-/	South Carolina W, 94-80	Knoxville
D19	-/	at Michigan L, 60-70	Ann Arbor
D28	-/	Princeton W, 79-71	Knoxville
D30	-/	Yale W, 81-74	Knoxville
J2	-/	Vanderbilt W, 72-60	Knoxville
J9	-/	Tulane L, 56-61	Knoxville
J11	-/	LSU W, 103-79	Knoxville
J16	-/17	Kentucky L, 68-78	Knoxville
J18	-/	at Wake Forest L, 57-84	Winston-Salem



J23	-/6	at Georgia Tech	L, 69-74	Atlanta
J30	-/-	at Georgia	L, 62-69	Athens
F1	-/-	at Florida	W, 84-68	Gainesville
F6	-/-	Mississippi State	W, 48-58	Knoxville
F8	-/-	Ole Miss	W, 81-71	Knoxville
F13	-/-	at Vanderbilt	L, 53-63	Nashville
F16	-/-	Georgia Tech	W, 57-56	Knoxville
F20	-/-	at Alabama	L, 40-42	Tuscaloosa
F22	-/17	at Auburn	L, 63-72	Auburn
F27	-/-	at Kentucky	W, 65-63	Lexington

+ First AP ranking of the season was not released until Dec. 22. West Virginia was ranked No. 2 in the first poll of the season.

1960-61 10-15 / 4-10 (11th SEC)

Coach: John Sines
Captain: Glenn Campbell

AP Rank		UT/Opp Opponent		Result	Site
D1	-/-	Chattanooga	W, 81-51	Knoxville	
D1	-/-	East Tenn. State	W, 71-68	Knoxville	
D3	-/-	Michigan	W, 75-64	Knoxville	
D5	-/-	William & Mary	W, 83-76	Knoxville	
D16	-/-	1-Duquesne	L, 64-79	Pittsburgh	
D17	-/-	1-Colgate	L, 73-76	Pittsburgh	
D21	-/-	2-Texas	L, 73-77	Little Rock	
D22	-/-	2-Arkansas	L, 76-89	Little Rock	
D28	-/-	3-Holy Cross	L, 67-68	Miami	
D29	-/-	3-Army	W, 88-71	Miami	
J4	-/-	Florida State	W, 70-68	Knoxville	
J7	-/-	Vanderbilt	L, 66-68	Knoxville	
J13	-/-	at Tulane	L, 59-84	New Orleans	
J14	-/-	at LSU	L, 60-72	Baton Rouge	
J21	-/-	at Kentucky	L, 54-83	Lexington	
J28	-/-	Georgia Tech	W, 65-60	Knoxville	
F4	-/-	Georgia	W, 75-67	Knoxville	
F6	-/-	Florida	W, 83-68	Knoxville	
F11	-/-	at Mississippi St.	L, 67-72	Starkville	
F13	-/-	at Ole Miss	L, 55-57	Oxford	
F18	-/-	at Vanderbilt	L, 60-76	Nashville	
F21	-/-	at Georgia Tech	L, 59-60	Atlanta	
F25	-/-	Auburn	L, 38-41	Knoxville	
F27	-/-	at Alabama	W, 77-62	Knoxville	
M4	-/-	Kentucky	L, 61-68	Knoxville	

1-Steel Bowl
2-Aluminum Bowl
3-Hurricane Classic

1961-62 4-19 / 2-12 (12th SEC)

Coach: John Sines
Captain: Howie Moss, John Martin

AP Rank		UT/Opp Opponent		Result	Site
D2	-/-	at N.C. State	L, 64-71	Raleigh	
D4	-/-	at South Carolina	L, 66-79	Columbia	
D16	-/-	Florida State	L, 62-69	Knoxville	
D20	-/-	Missouri	L, 61-86	Knoxville	
D22	-/-	1-at Kentucky	L, 69-96	Lexington	
D22	-/-	1-Xavier	W, 75-70	Lexington	
D29	-/-	2-Pittsburgh	W, 84-83	Evansville	
D30	-/-	2-Yale	L, 69-78	Evansville	
J6	-/-	Vanderbilt	W, 85-83	Knoxville	
J13	-/-	LSU	L, 61-73	Knoxville	
J15	-/3	Kentucky	L, 82-95	Knoxville	
J23	-/-	at Virginia Tech	L, 73-83	Blacksburg	
J27	-/-	Georgia Tech	L, 65-66	Knoxville	
F3	-/-	at Georgia	W, 87-84	Athens	
F5	-/-	at Florida	L, 83-92	Gainesville	
F10	-/9	Mississippi State	L, 67-91	Knoxville	
F12	-/-	Ole Miss	L, 81-98	Knoxville	
F17	-/-	at Vanderbilt	L, 76-97	Nashville	
F20	-/-	at Georgia Tech	L, 50-67	Atlanta	
F24	-/-	at Auburn	L, 51-60	Auburn	
F26	-/-	at Alabama	L, 70-71	Tuscaloosa	
M3	-/-	Tulane	L, 81-83	Knoxville	
M10	-/4	at Kentucky	L, 59-90	Lexington	

1-Kentucky Invitational
2-Evansville Invitational

1962-63 13-11 / 6-8 (7th SEC)

Coach: Ray Mears
Captain: Jerry Parker

AP Rank		UT/Opp Opponent		Result	Site
D1	-/-	East Tenn. State	W, 61-52	Knoxville	
D3	-/-	Rice	W, 75-52	Knoxville	
D5	-/-	Xavier	W, 63-48	Knoxville	
D15	-/-	Sewanee	W, 65-45	Knoxville	
D17	-/-	The Citadel	W, 73-56	Knoxville	
D20	-/-	at Missouri	L, 47-54	Columbia	
D22	-/-	at Evansville	L, 51-68	Evansville	
D28	-/-	1-at Texas Western	L, 57-77	El Paso	
D29	-/-	1-Denver	W, 59-58	El Paso	
J2	-/-	Florida State	W, 66-65	Knoxville	
J5	-/-	Vanderbilt	L, 50-68	Knoxville	
J11	-/-	at Tulane	W, 77-70	New Orleans	
J12	-/-	at LSU	L, 60-61	Baton Rouge	
J19	-/-	at Kentucky	W, 78-69	Lexington	
J26	-/7	at Georgia Tech	L, 69-73	Atlanta	
F2	-/-	Georgia	W, 94-65	Knoxville	
F4	-/-	Florida	L, 73-84	Knoxville	
F9	-/8	at Mississippi St.	L, 59-63	Starkville	
F11	-/-	at Ole Miss	L, 78-85	Oxford	
F16	-/-	at Vanderbilt	L, 72-74	Nashville	
F19	-/-	Georgia Tech	L, 60-72	Knoxville	
F23	-/-	Alabama	W, 73-60	Knoxville	
F25	-/9	Auburn	W, 55-47	Knoxville	
M2	-/-	Kentucky	W, 63-55	Knoxville	

1-Sun Bowl Classic

1963-64 16-8 / 9-5 (2nd SEC)

Coach: Ray Mears
Captain: Sid Elliott

AP Rank		UT/Opp Opponent		Result	Site
D2	-/-	VMI	W, 71-59	Knoxville	
D4	-/-	at Xavier	L, 57-69	Cincinnati	
D6	-/-	at Rice	L, 56-61	Houston	
D9	-/-	at East Tenn. State	W, 48-47	Johnson City	
D11	-/-	Sewanee	W, 55-31	Knoxville	
D20	-/-	1-Maryland	W, 70-59	Blacksburg	
D21	-/-	1-at Virginia Tech	W, 81-60	Blacksburg	
D27	-/-	2-Arkansas	W, 77-57	Shreveport	
D28	-/-	2-Centenary	W, 70-63	Shreveport	
J4	-/6	Vanderbilt	W, 57-55	Knoxville	
J10	-/-	Tulane	W, 82-55	Knoxville	
J11	-/-	LSU	W, 62-58	Knoxville	
J18	-/4	at Kentucky	L, 57-66	Lexington	
J25	-/8	vs. Duke	L, 65-67**	Greensboro	
J27	-/-	Georgia Tech	W, 83-63	Knoxville	
F1	-/-	at Georgia	L, 67-79	Athens	
F3	-/-	at Florida	W, 59-58	Gainesville	
F8	-/-	Mississippi State	W, 82-58	Knoxville	
F10	-/-	Ole Miss	W, 92-54	Knoxville	
F15	-/7	at Vanderbilt	W, 65-62	Nashville	
F18	-/-	at Georgia Tech	L, 45-47	Atlanta	
F22	-/-	at Alabama	L, 64-67	Tuscaloosa	
F24	-/-	at Auburn	W, 68-62	Auburn	
F29	-/2	Kentucky	L, 38-42	Knoxville	

1-Virginia Tech Tournament
2-Gulf South Classic

1964-65 20-5 / 12-4 (2nd SEC)

Coach: Ray Mears
Captain: A.W. Davis
Final Ranking: 17th UPI

AP Rank		UT/Opp Opponent		Result	Site
D2	-/-	Richmond	W, 97-66	Knoxville	
D7	-/-	at Georgia Tech	W, 66-52	Atlanta	
D9	-/-	Sewanee	W, 77-42	Knoxville	
D19	-/-	Buffalo	W, 79-54	Knoxville	
D22	-/-	vs. Florida State	W, 65-43	Memphis	
D28	-/-	1-Portland	W, 70-59	Portland	
D29	-/-	1-Oregon	W, 70-63	Portland	
D30	-/-	1-Oregon State	L, 27-48	Portland	
J2	-/-	at Vanderbilt	L, 72-77	Nashville	
J9	-/-	at Tulane	W, 80-63	New Orleans	
J11	-/-	at LSU	W, 58-54	Baton Rouge	
J16	-/-	Kentucky	W, 77-58	Knoxville	
J18	-/-	at Georgia	W, 76-57	Athens	
J23	-/-	Georgia Tech	W, 55-48	Knoxville	
J30	-/-	Georgia	W, 83-49	Knoxville	
F1	-/-	Florida	W, 75-43	Knoxville	

F6	-/-	Mississippi State	W, 77-57	Knoxville
F8	-/-	at Ole Miss	W, 96-50	Oxford
F13	-/7	Vanderbilt	W, 79-66	Knoxville
F20	8/-	at Alabama	L, 58-63	Tuscaloosa
F22	8/-	Auburn	W, 69-38	Knoxville
F27	-/-	at Kentucky	L, 60-61	Lexington
M1	-/-	at Florida	L, 56-58	Gainesville
M6	-/-	LSU	W, 83-60	Knoxville
M8	-/-	Tulane	W, 102-62	Knoxville

1-Far West Classic

1965-66 19-8 / 10-6 (Tie 3rd SEC)

Coach: Ray Mears
Captains: Larry McIntosh, Howard Bayne

AP Rank		UT/Opp Opponent		Result	Site
D1	-/2	at Michigan	L, 63-71	Ann Arbor	
D7	-/4	Vanderbilt	L, 50-53	Knoxville	
D17	-/-	1-Louisiana Tech	W, 71-55	Shreveport	
D18	-/-	1-Centenary	W, 49-43	Shreveport	
D27	-/-	2-St. Louis	L, 57-59	Honolulu	
D29	-/-	2-Hawaii	W, 88-41	Honolulu	
D30	-/-	2-Hi. Marines (Exh.)	W, 84-54	Honolulu	
J3	-/-	Tulane	W, 64-46	Knoxville	
J5	-/-	Furman	W, 82-63	Knoxville	
J8	-/-	Ole Miss	W, 102-55	Knoxville	
J12	-/3	at Vanderbilt	L, 52-53	Nashville	
J15	-/-	at Mississippi St.	L, 74-75**	Starkville	
J17	-/-	at Auburn	L, 47-51	Auburn	
J22	-/-	Georgia Tech	W, 83-48	Knoxville	
J24	-/-	Univ. of Mexico	W, 121-42	Knoxville	
J26	-/-	vs. N.C. State	W, 65-54	Memphis	
J29	-/-	Alabama	W, 91-56	Knoxville	
J31	-/-	LSU	W, 87-59	Knoxville	
F5	-/-	Florida	W, 76-47	Knoxville	
F7	-/-	Georgia	W, 100-71	Knoxville	
F12	-/-	at Tulane	W, 90-70	New Orleans	
F14	-/-	at LSU	W, 74-64	Baton Rouge	
F19	-/-	at Georgia	W, 83-69	Athens	
F21	-/-	at Florida	L, 63-67	Gainesville	
F26	-/1	at Kentucky	L, 64-78	Lexington	
F28	-/-	at Georgia Tech	W, 58-47	Atlanta	
M5	-/1	Kentucky	W, 69-62	Knoxville	

1-Gulf South Classic
2-Rainbow Classic

1966-67 21-7 / 15-3 (1st SEC)

Coach: Ray Mears
Captain: Ron Widby
Final Ranking: 8th Associated Press / 9th UPI

AP Rank		UT/Opp Opponent		Result	Site
D1	-/-	Michigan	W, 72-54	Knoxville	
D3	-/-	SW Louisiana	W, 67-52	Knoxville	
D16	-/-	1-Auburn	W, 73-49	Knoxville	
D17	-/-	1-Clemson	W, 52-44	Knoxville	
D29	-/-	2-Bradley	L, 53-60	New Orleans	
D30	-/-	2-Boston College	L, 61-68	New Orleans	
J3	-/-	Furman	W, 87-49	Knoxville	
J7	-/-	Alabama	W, 77-52	Knoxville	
J9	-/-	at Vanderbilt	L, 59-65	Nashville	
J14	-/-	at Georgia	W, 87-70	Athens	
J16	-/10	at Florida	W, 66-53	Gainesville	
J21	-/8	Florida	W, 56-42	Knoxville	
J23	-/-	at Kentucky	W, 52-50**	Lexington	
J27	-/-	Ole Miss	W, 62-49	Knoxville	
J30	-/-	Mississippi State	W, 67-45	Knoxville	
F1	-/-	Georgia Tech	W, 59-48	Knoxville	
F4	-/-	at Ole Miss	L, 53-56	Oxford	
F6	-/-	at LSU	W, 76-59	Baton Rouge	
F11	-/-	Georgia	W, 68-36	Knoxville	
F13	-/-	Kentucky	W, 76-57	Knoxville	
F18	-/9	Vanderbilt	W, 70-53	Knoxville	
F25	8/-	at Auburn	W, 54-45	Auburn	
F27	8/-	at Alabama	L, 52-53	Tuscaloosa	
M1	8/-	vs. N.C. State	W, 65-62	Greensboro	
M4	8/-	LSU	W, 87-60	Knoxville	
M6	8/-	at Mississippi St.	W, 78-76***	Starkville	

NCAA Tournament
M17 8/- Dayton L, 52-53 Evanston
M18 8/- Indiana L, 44-51 Evanston

1-Volunteer Classic
2-Sugar Bowl Classic

YEAR-BY-YEAR RESULTS

1967-68 20-6 / 13-5 (2nd SEC)

Coach: Ray Mears

Captain: Tom Hendrix

AP Rank		
UT/Opp Opponent	Result	Site
D1	-/ Richmond	W, 93-45 Knoxville
D15	-/ 1-Illinois	W, 66-42 Knoxville
D16	-/ 1-Tulsa	W, 56-48 Knoxville
D20	9/- Wake Forest	W, 81-63 Knoxville
D27	4/- 2-Iowa	L, 59-64 Los Angeles
D28	4/- 2-Southern Cal	W, 78-68 Los Angeles
D29	4/- 2-Utah State	W, 85-66 Los Angeles
J6	6/- at Alabama	W, 82-63 Tuscaloosa
J8	6/4 Vanderbilt	W, 64-62 Knoxville
J13	5/- Georgia	W, 77-72 Knoxville
J15	5/- Florida	W, 67-52 Knoxville
J20	4/- at Florida	L, 46-59 Gainesville
J22	4/8 Kentucky	W, 87-59 Knoxville
J27	6/- at Ole Miss	W, 66-65 Oxford
J29	6/- at Mississippi St.	W, 65-57 Starkville
F3	6/- Ole Miss	W, 88-46 Knoxville
F5	6/- at LSU	W, 87-67 Baton Rouge
F10	5/- at Georgia	L, 43-61 Athens
F12	5/8 at Kentucky	L, 59-60 Lexington
F17	7/9 at Vanderbilt	L, 63-75 Nashville
F20	-/ at Georgia Tech	W, 71-69 Atlanta
F24	-/ Auburn	L, 52-53 Knoxville
F26	-/ Alabama	W, 75-56 Knoxville
M2	-/ LSU	W, 74-71 Knoxville
M4	-/ Mississippi State	W, 63-51 Knoxville
M6	-/ at Auburn	W, 63-54 Auburn

1-Volunteer Classic
2-Los Angeles Classic

1968-69 21-7 / 13-5 (2nd SEC)

Coach: Ray Mears

Captain: Bill Justus

Preseason Ranking: 20th Associated Press

AP Rank		
UT/Opp Opponent	Result	Site
N30	20/- Buffalo	W, 87-62 Knoxville
D4	20/- Iowa State	L, 66-72 Knoxville
D13	-/ 1-Oklahoma	W, 55-49 Knoxville
D14	-/ 1-Southern Illinois	W, 54-41 Knoxville
D17	-/ Georgia Tech	W, 72-59 Knoxville
D21	-/ at Tampa	W, 53-51 Tampa
J4	-/ at Mississippi St.	L, 57-58 Starkville
J6	-/ at Ole Miss	W, 59-54 Oxford
J11	-/ Georgia	W, 82-67 Knoxville
J13	-/ Florida	W, 64-63 Knoxville
J18	-/5 Kentucky	L, 66-69 Knoxville
J25	-/ at Alabama	W, 70-43 Tuscaloosa
J27	-/ at LSU	W, 81-68 Baton Rouge
F1	-/ Auburn	W, 64-59 Knoxville
F3	-/ Vanderbilt	W, 65-61 Knoxville
F8	-/ Mississippi State	W, 80-50 Knoxville
F10	-/ Ole Miss	W, 61-45 Knoxville
F15	-/ at Georgia	W, 57-55 Athens
F17	-/ at Florida	L, 63-65 Gainesville
F22	17/- Alabama	W, 86-52 Knoxville
F24	17/- LSU	W, 87-63 Knoxville
M1	17/- at Auburn	L, 60-71 Auburn
M3	17/- at Vanderbilt	W, 70-69 Nashville
M8	-/7 at Kentucky	L, 69-84 Lexington

National Invitation Tournament		
M14	-/ Rutgers	W, 67-51 New York City
M17	-/ Ohio University	W, 75-64 New York City
M20	-/ Temple	L, 58-63 New York City
M22	-/ Army	W, 64-52 New York City

1969-70 16-9 / 10-8 (5th SEC)

Coach: Ray Mears

Captain: Bobby Croft

AP Rank		
UT/Opp Opponent	Result	Site
D6	-/1 at South Carolina	W, 55-54 Columbia
D9	9/- Centenary	W, 66-62 Knoxville
D19	8/- 1-Montana State	W, 71-62 Knoxville
D20	8/- 1-LaSalle	W, 55-47 Knoxville
D26	6/- 2-St. Francis (Pa.)	W, 82-59 Oklahoma City
D27	6/- 2-Niagara	L, 68-69 Oklahoma City
D28	6/- 2-Memphis State	W, 72-51 Oklahoma City
J3	6/- Mississippi State	W, 58-56 Knoxville
J5	6/- Ole Miss	L, 57-59** Knoxville

J10	12/- at Georgia	L, 56-61 Athens
J12	12/- at Florida	L, 56-57* Gainesville
J17	-/2 at Kentucky	L, 52-68 Lexington
J24	-/ Alabama	W, 103-67 Knoxville
J26	-/ at LSU	L, 59-71 Baton Rouge
J31	-/ at Auburn	L, 55-61 Auburn
F2	-/ at Vanderbilt	W, 77-72** Nashville
F7	-/ at Mississippi St.	W, 72-60 Starkville
F9	-/ at Ole Miss	W, 72-60 Oxford
F14	-/20 Georgia	W, 57-55 Knoxville
F16	-/ Florida	W, 72-61 Knoxville
F21	-/ at Alabama	W, 77-70 Tuscaloosa
F23	-/ LSU	W, 88-87 Knoxville
F28	-/ Auburn	L, 64-77 Knoxville
M2	-/ Vanderbilt	W, 83-76 Knoxville
M7	-/2 Kentucky	L, 69-86 Knoxville

1970-71 21-7 / 13-5 (2nd SEC)

Coach: Ray Mears

Captain: Jimmy England

Final Ranking: 17th Associated Press

AP Rank		
UT/Opp Opponent	Result	Site
D1	-/ Northern Michigan	W, 90-68 Knoxville
D5	-/17 Houston	W, 79-58 Knoxville
D8	17/- at Wake Forest	W, 60-59 Winston-Salem
D18	14/- 1-San Francisco	W, 79-59 Knoxville
D19	14/- 1-Providence	W, 77-58 Knoxville
D23	12/- Oregon State	W, 89-61 Knoxville
D29	10/- 2-Houston	L, 65-68 Los Angeles
D30	10/- 2-Michigan State	W, 81-70 Los Angeles
J2	10/- at Mississippi St.	L, 67-69 Starkville
J4	10/- at Ole Miss	W, 98-85 Oxford
J9	17/- Georgia	W, 51-47 Knoxville
J11	17/- Florida	W, 85-75 Knoxville
J16	18/10 Kentucky	W, 75-71 Knoxville
J23	8/- at Alabama	W, 79-62 Tuscaloosa
J25	8/- at LSU	L, 70-80 Baton Rouge
J30	8/- Auburn	W, 90-68 Knoxville
F1	8/- Vanderbilt	L, 60-65 Knoxville
F6	11/- Mississippi State	W, 88-65 Knoxville
F8	11/- Ole Miss	W, 80-74 Knoxville
F13	14/- at Georgia	W, 64-61 Athens
F15	14/- at Florida	L, 55-56 Gainesville
F20	13/- Alabama	W, 89-77 Knoxville
F22	13/- LSU	W, 88-67 Knoxville
F27	17/- at Auburn	W, 76-71 Auburn
M1	17/- at Vanderbilt	W, 79-69 Nashville
M6	14/8 at Kentucky	L, 78-84 Lexington

National Invitation Tournament		
M20	17/- St. John's	W, 84-83 New York City
M22	17/- Duke	L, 64-78 New York City

1971-72 19-6 / 14-4 (Tie 1st SEC)

Coach: Ray Mears

Captain: Lloyd Richardson

AP Rank		
UT/Opp Opponent	Result	Site
D1	-/ California-Irvine	W, 89-53 Knoxville
D4	-/7 at Houston	L, 65-67 Houston
D17	-/ 1-Penn State	W, 57-55 Knoxville
D18	-/ 1-Michigan State	W, 85-61 Knoxville
D22	-/ 2-Manhattan	W, 76-70 Philadelphia
D28	20/- 2-Villanova	L, 67-76 Philadelphia
D30	20/- 2-Boston College	W, 61-60 Philadelphia
J8	-/ Mississippi State	W, 82-49 Knoxville
J10	-/ Ole Miss	W, 73-70 Knoxville
J15	-/ at Georgia	W, 59-57 Athens
J17	-/ at Florida	W, 61-50 Gainesville
J22	19/- at Kentucky	L, 70-72 Lexington
J29	-/ Alabama	W, 79-77 Knoxville
J31	-/ LSU	L, 62-63 Knoxville
F5	-/ at Auburn	W, 76-67 Auburn
F7	-/ at Vanderbilt	W, 81-75 Nashville
F12	-/ at Mississippi St.	W, 71-61 Starkville
F14	-/ at Ole Miss	W, 68-58 Oxford
F19	20/- Georgia	W, 71-68 Knoxville
F21	20/- Florida	W, 55-52 Knoxville
F26	-/ at Alabama	L, 67-72 Tuscaloosa
F28	-/ at LSU	W, 78-66 Baton Rouge
M4	-/ Auburn	W, 80-70 Knoxville

M6	-/ Vanderbilt	W, 87-74 Knoxville
M9	-/ Kentucky	L, 66-67 Knoxville

1972-73 15-9 / 13-5 (Tie 2nd SEC)

Coach: Ray Mears

Captain: Larry Robinson

Preseason Ranking: 14th Associated Press

AP Rank		
UT/Opp Opponent	Result	Site
D2	14/16 South Carolina	W, 55-45 Knoxville
D5	14/5 at Marquette	L, 30-56 Milwaukee
D15	-/ 1-Syracuse	W, 87-83 Knoxville
D16	-/12 1-Missouri	L, 57-67 Knoxville
D27	-/ 2-St. John's	L, 55-56 New York City
D28	-/ 2-Niagara	L, 62-66 New York City
J6	-/ at Mississippi St.	W, 86-67 Starkville
J8	-/ at Ole Miss	L, 52-60 Oxford
J13	-/ Georgia	W, 79-64 Knoxville
J15	-/ Florida	W, 75-56 Knoxville
J20	-/ Kentucky	W, 65-64 Knoxville
J27	-/9 at Alabama	L, 56-72 Tuscaloosa
J29	-/ at LSU	W, 73-71 Baton Rouge
F3	-/ Auburn	W, 82-74 Knoxville
F5	-/ Vanderbilt	W, 72-62 Knoxville
F10	-/ Mississippi State	W, 93-76 Knoxville
F12	-/ Ole Miss	W, 51-49 Knoxville
F17	-/ at Georgia	W, 85-71 Athens
F19	-/ at Florida	W, 87-83 Gainesville
F24	-/18 Alabama	W, 72-71 Knoxville
M2	-/7 LSU	L, 74-78 Knoxville
M3	-/ at Vanderbilt	L, 74-86 Nashville
M5	-/ at Auburn	W, 80-72 Auburn
M8	-/19 at Kentucky	L, 81-86 Lexington

1-Volunteer Classic
2-ECAC Holiday Festival

1973-74 17-9 / 12-6 (2nd SEC)

Coach: Ray Mears

Captain: Len Kosmalksi

AP Rank		
UT/Opp Opponent	Result	Site
N30	-/ North Texas State	W, 80-71 Knoxville
D5	-/7 Marquette	L, 65-67 Knoxville
D10	-/ South Florida	W, 117-90 Knoxville
D14	-/ 1-DePaul	W, 96-61 Knoxville
D15	-/ 1-Temple	W, 11-6 Knoxville
D27	-/ 2-Sub Pac (Exh.)	L, 79-81 Honolulu
D28	-/9 2-Providence	L, 60-64 Honolulu
D29	-/ 2-Santa Clara	W, 80-76 Honolulu
J5	-/ at Auburn	W, 89-77 Auburn
J7	-/7 Alabama	L, 73-79 Knoxville
J12	-/ at Ole Miss	L, 57-69 Oxford
J14	-/ Kentucky	W, 67-54 Knoxville
J19	-/ at Florida	W, 75-72 Gainesville
J21	-/8 Vanderbilt	L, 65-82 Knoxville
J26	-/ Mississippi State	W, 70-61 Knoxville
J28	-/ at LSU	W, 57-52 Baton Rouge
F2	-/ Georgia	W, 84-70 Knoxville
F4	-/ Auburn	W, 88-80 Knoxville
F9	-/8 at Alabama	L, 54-73 Tuscaloosa
F11	-/ Ole Miss	W, 65-57 Knoxville
F16	-/ at Kentucky	L, 58-61 Lexington
F18	-/ Florida	W, 85-57 Knoxville
F23	-/5 at Vanderbilt	W, 59-53 Nashville
F25	-/ at Mississippi St.	L, 58-62 Starkville
M2	-/ LSU	W, 100-80 Knoxville
M4	-/ at Georgia	W, 97-89 Athens

Collegiate Commissioners Association Tournament
M15 -/10 Indiana L, 71-73 St. Louis
1-Volunteer Classic
2-Rainbow Classic

1974-75 18-8 / 12-6 (Tie 3rd SEC)

Coach: Ray Mears

Captain: Rodney Woods

AP Rank		
UT/Opp Opponent	Result	Site
N30	-/ Wis.-Milwaukee	W, 85-65 Knoxville
D7	-/19 at Michigan	L, 74-78 Ann Arbor
D13	-/ 1-Navy	W, 86-59 Knoxville
D14	-/ 1-Harvard	W, 84-59 Knoxville
D20	-/ 2-Columbia	W, 108-73 St. Petersburg

D21	-/-	2-Missouri	W, 99-77	St. Petersburg
D31	18/-	Vermont	W, 115-66	Knoxville
J4	18/-	Auburn	W, 96-81	Knoxville
J6	18/6	at Alabama	L, 78-82	Tuscaloosa
J11	18/-	Ole Miss	W, 102-82	Knoxville
J13	18/7	at Kentucky	L, 82-88	Lexington
J18	18/-	Florida	W, 59-56	Knoxville
J20	18/-	at Vanderbilt	W, 65-61	Nashville
J25	-/-	at Mississippi St.	W, 97-87	Starkville
J27	-/-	LSU	W, 99-79	Knoxville
F1	18/-	at Georgia	W, 105-69	Athens
F3	18/4	at Auburn	L, 59-62	Auburn
F8	15/7	Alabama	L, 65-71	Knoxville
F10	15/-	at Ole Miss	L, 81-88	Oxford
F15	-/4	Kentucky	W, 103-98	Knoxville
F17	-/-	at Florida	W, 85-84	Gainesville
F22	-/-	Vanderbilt	W, 75-71	Knoxville
F24	-/-	Mississippi State	W, 109-83	Knoxville
M1	-/-	at LSU	L, 87-94	Baton Rouge
M8	-/-	Georgia	W, 95-74	Knoxville

National Commissioners Invitational Tournament
 M14 -/- Bowling Green L, 58-67 Louisville
1-Volunteer Classic
2-Big Sun Invitational

1975-76 21-6 / 14-4 (2nd SEC)

Coach: Ray Mears
Captain: Doug Ashworth
Preseason Ranking: 9th Associated Press
Final Ranking: 13th Associated Press / 14th UPI

AP Rank				
UT/Opp	Opponent	Result	Site	
N29	9/-	Biscayne	W, 81-63	Knoxville
D3	8/-	at Duke	W, 86-80	Durham
D6	8/16	Michigan	W, 82-81	Knoxville
D9	7/-	at St. John's	L, 70-79	New York City
D19	11/-	1-Army	W, 99-69	Knoxville
D20	11/-	1-Clemson	W, 77-66	Knoxville
D29	10/-	2-Pennsylvania	W, 77-70	New Orleans
D30	12/-	2-at Tulane	W, 97-73	New Orleans
J3	12/-	at Georgia	W, 79-73	Athens
J10	9/-	at Kentucky	W, 90-88*	Lexington
J12	9/-	at Vanderbilt	L, 66-77	Nashville
J17	9/-	Florida	W, 93-84	Knoxville
J19	9/-	Auburn	W, 83-78	Knoxville
J24	10/-	at Ole Miss	W, 56-53	Oxford
J26	10/-	at LSU	W, 105-92	Baton Rouge
J31	9/11	Alabama	W, 80-74	Knoxville
F2	9/-	Mississippi State	W, 75-66	Knoxville
F7	8/-	Kentucky	W, 92-85	Knoxville
F9	8/-	Vanderbilt	W, 73-59	Knoxville
F14	8/-	at Florida	L, 69-72	Gainesville
F16	8/-	at Auburn	L, 72-73*	Auburn
F21	9/-	Ole Miss	W, 105-81	Knoxville
F23	9/-	LSU	W, 80-71	Knoxville
F28	11/7	at Alabama	L, 90-93**	Tuscaloosa
M1	11/-	at Mississippi St.	W, 78-76	Starkville
M6	12/-	Georgia	W, 86-70	Knoxville

NCAA Tournament
 M13 9/- VMI L, 75-81 Charlotte
1-Volunteer Classic
2-Sugar Bowl Classic

1976-77 22-6 / 16-2 (Tie 1st SEC)

Coach: Ray Mears
Captains: Mike Jackson, Ernie Grunfeld (Co-Captains)
Preseason Ranking: 16th Associated Press
Final Ranking: 15th Associated Press / 8th UPI

AP Rank				
UT/Opp	Opponent	Result	Site	
N27	16/-	South Florida	W, 94-64	Knoxville
D4	15/-	UNC Charlotte	W, 69-67	Knoxville
D7	15/-	Duke	L, 78-81	Knoxville
D10	15/6	1-San Francisco	L, 77-86	Salt Lake City
D11	15/-	1-Seton Hall	W, 99-90	Salt Lake City
D17	-/-	2-LaSalle	W, 92-85	Knoxville
D18	-/20	2-St. John's	W, 86-81	Knoxville
D21	19/-	Xavier	W, 97-73	Knoxville
J3	-/-	at Vanderbilt	W, 73-69	Nashville
J8	-/-	Auburn	W, 87-79	Knoxville
J10	-/-	Florida	W, 92-82	Knoxville
J12	-/2	at Kentucky	W, 71-67*	Lexington
J15	-/-	at LSU	W, 108-102	Baton Rouge
J17	-/-	at Ole Miss	W, 86-72	Oxford
J22	14/3	Alabama	W, 102-93	Knoxville

J24	14/-	Mississippi State	W, 68-59	Knoxville
J30	7/8	vs. UCLA	L, 89-103	Atlanta
F1	11/-	Georgia	W, 106-82	Knoxville
F5	11/-	at Auburn	W, 93-83	Auburn
F7	11/-	at Florida	L, 76-80	Gainesville
F12	11/-	LSU	W, 91-64	Knoxville
F14	11/-	Ole Miss	W, 87-75	Knoxville
F19	14/4	at Alabama	W, 92-89	Tuscaloosa
F21	14/-	at Mississippi St.	W, 76-68	Starkville
F26	7/-	at Georgia	L, 76-83	Athens
M5	11/2	Kentucky	W, 81-79	Knoxville
M7	11/-	Vanderbilt	W, 65-55	Knoxville

NCAA Tournament
 M13 7/10 Syracuse L, 88-93* Baton Rouge
1-Utah Classic
2-Volunteer Classic
UT played three exhib. games at the Real Madrid Christmas Tournament in Madrid, Spain, on Dec. 24, 1976.

1977-78 11-16 / 6-12 (Tie 7th SEC)

Coach: Cliff Wettig (Acting Head Coach)
Captain: Johnny Darden

AP Rank				
UT/Opp	Opponent	Result	Site	
N28	-/-	Samford	W, 83-79	Knoxville
D2	-/5	1-San Francisco	L, 75-84	Tempe
D3	-/-	1-Iowa State	W, 81-76	Tempe
D6	-/-	Eastern Montana	W, 92-76	Knoxville
D10	-/-	Georgia State	W, 84-62	Knoxville
D16	-/-	2-Dartmouth	W, 77-58	Knoxville
D17	-/-	2-Utah	L, 80-85	Knoxville
D20	-/-	3-Iowa	L, 86-92	Las Vegas
D21	-/-	3-Northwestern	L, 86-93	Las Vegas
J2	-/-	Florida	L, 79-92	Knoxville
J4	-/-	Auburn	W, 80-76	Knoxville
J7	-/-	at Ole Miss	L, 68-73	Oxford
J9	-/-	at LSU	L, 87-121	Baton Rouge
J14	-/-	Alabama	W, 87-78	Knoxville
J16	-/-	Mississippi State	L, 68-70	Knoxville
J21	-/-	Georgia	L, 74-75	Knoxville
J30	-/-	at Vanderbilt	L, 55-56	Nashville
F4	-/-	Ole Miss	W, 86-67	Knoxville
F6	-/-	LSU	L, 86-101	Knoxville
F11	-/-	at Alabama	L, 89-93	Tuscaloosa
F13	-/-	at Mississippi St.	L, 60-62	Starkville
F15	-/3	at Kentucky	L, 77-90	Lexington
F18	-/-	at Georgia	W, 77-72	Athens
F25	-/2	Kentucky	L, 57-68	Knoxville
F27	-/-	Vanderbilt	W, 59-46	Knoxville
M4	-/-	at Florida	W, 91-90	Gainesville
M6	-/-	at Auburn	L, 94-107	Auburn

1-Fiesta Classic
2-Volunteer Classic
3-Rebel Roundup

1978-79 21-12 / 12-6 (2nd SEC)

Coach: Don DeVoe
Captain: Game Captains
Final Ranking: 18th UPI

AP Rank				
UT/Opp	Opponent	Result	Site	
N24	-/-	Biscayne	W, 72-68	Knoxville
D2	-/5	at Louisville	L, 61-82	Louisville
D5	-/-	East Carolina	W, 89-71	Knoxville
D9	-/-	Ohio State	L, 78-86	Knoxville
D15	-/-	1-Niagara	W, 100-80	Knoxville
D16	-/-	1-Xavier	L, 50-51	Knoxville
D22	-/-	2-San Jose State	W, 73-68	Santa Clara
D23	-/-	2-Seton Hall	W, 94-80	Santa Clara
D27	-/-	3-Utah	L, 71-80	Honolulu
D29	-/-	3-Fordham	W, 83-58	Honolulu
D30	-/-	3-Boston College	L, 72-74	Honolulu
J3	-/-	at Ole Miss	W, 72-67	Oxford
J6	-/-	Alabama	W, 85-77	Knoxville
J8	-/18	Mississippi State	L, 62-72	Knoxville
J11	-/-	Florida	W, 116-73	Knoxville
J13	-/-	at Georgia	L, 75-79	Athens
J20	-/-	at Kentucky	W, 66-55	Lexington
J22	-/-	at Vanderbilt	W, 71-70	Nashville
J24	-/9	at LSU	L, 75-77	Baton Rouge
J27	-/-	Ole Miss	L, 64-65	Knoxville
J29	-/9	LSU	L, 78-84	Knoxville
F3	-/13	at Alabama	W, 83-77	Tuscaloosa
F5	-/-	at Mississippi St.	L, 84-90**	Starkville
F7	-/-	Auburn	W, 73-62	Knoxville

F10	-/-	Georgia	W, 87-81***	Knoxville
F17	-/-	Kentucky	W, 101-84	Knoxville
F19	-/19	Vanderbilt	W, 83-78	Knoxville
F22	-/-	at Florida	W, 87-73	Gainesville
F24	-/-	at Auburn	W, 60-55	Auburn

Southeastern Conference Tournament
 M2 -/- Auburn W, 75-64 Birmingham
 M3 -/- Kentucky W, 75-69* Birmingham

NCAA Tournament
 M9 20/- Eastern Kentucky W, 97-81 Murfreesboro
 M11 20/5 Notre Dame L, 67-73 Murfreesboro
1-Volunteer Classic
2-Cable Car Classic
3-Rainbow Classic

1979-80 18-11 / 12-6 (Tie 3rd SEC)

Coach: Don DeVoe
Captain: Game Captains

AP Rank				
UT/Opp	Opponent	Result	Site	
D4	-/9	St. John's	W, 97-80	Knoxville
D8	-/14	Louisville	L, 75-77	Knoxville
D12	-/-	Auburn	W, 61-58	Knoxville
D14	-/-	1-Fordham	W, 88-63	Knoxville
D15	-/-	1-Arizona State	W, 82-79	Knoxville
D17	-/-	Minnesota	W, 71-64	Knoxville
D19	-/-	at Alabama	W, 79-78***	Knoxville
D22	-/2	at Ohio State	L, 65-91	Columbus
D28	-/10	2-Indiana	L, 68-70	San Diego
D29	-/-	2-at San Diego St.	W, 96-77	San Diego
J2	-/-	at Ole Miss	W, 66-65	Oxford
J5	-/2	Kentucky	W, 49-47	Knoxville
J9	-/-	at Florida	W, 69-58	Gainesville
J12	-/-	Vanderbilt	W, 71-63	Knoxville
J17	20/-	at Mississippi St.	W, 70-61	Starkville
J19	20/14	LSU	L, 74-75	Knoxville
J23	19/-	at Georgia	L, 54-55	Athens
J26	19/-	at Alabama	L, 59-72	Tuscaloosa
J30	-/-	Ole Miss	L, 59-66	Knoxville
F2	-/3	at Kentucky	L, 75-83	Lexington
F6	-/-	Florida	W, 100-76	Knoxville
F9	-/-	at Vanderbilt	W, 51-48	Nashville
F13	-/-	Mississippi State	W, 85-73	Knoxville
F16	-/6	at LSU	L, 66-73	Baton Rouge
F21	-/-	Georgia	W, 50-49	Knoxville
F23	-/-	at Auburn	W, 72-63	Auburn

Southeastern Conference Tournament
 F28 -/- Ole Miss L, 74-76 Birmingham

NCAA Tournament
 M6 -/- Furman W, 80-69 Greensboro
 M8 -/8 Maryland L, 75-86 Greensboro
1-Volunteer Classic
2-Cabrillo Classic

1980-81 21-8 / 12-6 (3rd SEC)

Coach: Don DeVoe
Captain: Game Captains
Final Ranking: 15th Associated Press / 15th UPI

AP Rank				
UT/Opp	Opponent	Result	Site	
N29	-/-	Rollins	W, 94-58	Knoxville
D3	-/-	at Auburn	L, 65-75	Auburn
D6	-/-	Purdue	W, 78-69	Knoxville
D9	-/-	Lafayette	W, 72-42	Knoxville
D13	-/-	Colorado	W, 87-69	Knoxville
D19	-/-	1-Iona	W, 80-54	Knoxville
D20	-/18	1-Brighton Young	W, 81-65	Knoxville
D28	-/11	2-Arizona State	W, 69-53	New Orleans
D29	-/-	2-Duke	W, 90-69	New Orleans
J3	18/-	at Alabama	W, 70-69*	Tuscaloosa
J7	13/-	Ole Miss	W, 73-68	Knoxville
J10	13/4	at Kentucky	L, 47-48	Lexington
J14	11/-	Florida	W, 78-64	Knoxville
J17	11/-	at Vanderbilt	W, 72-66	Nashville
J21	8/-	Mississippi State	W, 81-57	Knoxville
J24	8/5	at LSU	L, 63-80	Baton Rouge
J28	11/-	Georgia	W, 72-67	Knoxville
J31	11/-	Alabama	W, 62-58	Knoxville
F4	10/-	at Ole Miss	L, 52-71	Oxford
F7	10/6	Kentucky	W, 87-71	Knoxville
F11	9/-	at Florida	W, 53-52	Gainesville
F14	9/-	Vanderbilt	W, 79-72	Knoxville
F18	8/-	at Mississippi St.	W, 73-70	Starkville
F21	8/4	LSU	L, 65-66	Knoxville
F25	10/-	at Georgia	L, 75-76*	Athens



YEAR-BY-YEAR RESULTS

F28	10/-	Auburn	W, 75-63	Knoxville
Southeastern Conference Tournament				
M5	10/-	Ole Miss	L, 71-81	Birmingham
NCAA Tournament				
M15	15/-	VCU	W, 58-56*	Charlotte
M19	15/5	Virginia	L, 48-62	Atlanta
<i>1-Volunteer Classic</i>				
<i>2-Sugar Bowl Classic</i>				

1981-82 20-10 / 13-5 (Tie 1st SEC)

Coach: Don DeVoe

Captain: Game Captains

AP Rank				
UT/Opp	Opponent	Result	Site	
N28	-/-	at Purdue	L, 68-82	West Lafayette
D8	-/-	at Colorado	W, 64-63	Boulder
D12	-/-	Auburn	W, 86-79	Knoxville
D14	-/-	Cleveland State	W, 74-58	Knoxville
D18	-/-	1-American Univ.	W, 59-58	Knoxville
D19	-/-	1-California	W, 80-48	Knoxville
D27	-/-	2-at Portland	L, 62-71	Portland
D28	-/-	2-Wisconsin	W, 79-67	Portland
D29	-/-	2-Pittsburgh	L, 54-55	Portland
J2	-/12	Alabama	W, 88-67	Knoxville
J6	-/-	at Ole Miss	W, 62-55	Oxford
J9	-/3	Kentucky	W, 70-66	Knoxville
J13	-/-	at Florida	W, 69-66	Gainesville
J16	-/-	Vanderbilt	W, 71-69*	Knoxville
J20	20/-	at Mississippi St.	W, 54-44	Starkville
J23	20/-	LSU	W, 77-67	Knoxville
J27	15/-	at Georgia	W, 66-64	Athens
J30	15/13	at Alabama	L, 72-77*	Tuscaloosa
F3	16/-	Ole Miss	L, 53-55*	Knoxville
F6	16/9	at Kentucky	L, 67-77	Lexington
F10	-/-	Florida	W, 90-75	Knoxville
F13	-/-	at Vanderbilt	W, 59-55	Nashville
F17	-/-	Mississippi State	W, 50-48	Knoxville
F20	-/-	at LSU	W, 54-53	Baton Rouge
F24	19/-	Georgia	L, 63-64	Knoxville
F27	19/-	at Auburn	L, 54-56	Auburn
Southeastern Conference Tournament				
M4	-/-	Vanderbilt	W, 57-54	Lexington
M5	-/18	Alabama	L, 50-56	Lexington
NCAA Tournament				
M12	-/-	SW Louisiana	W, 61-57	Indianapolis
M14	-/3	Virginia	L, 51-54	Indianapolis
<i>1-Volunteer Classic</i>				
<i>2-Far West Classic</i>				

1982-83 20-12 / 9-9 (Tie 4th SEC)

Coach: Don DeVoe

Captain: Game Captains

Preseason Ranking: 13th Associated Press

Final Ranking: 25th USA Today/CNN

AP Rank				
UT/Opp	Opponent	Result	Site	
N27	13/-	Biscayne	W, 84-59	Knoxville
D1	14/-	at UT-Chattanooga	W, 55-49	Chattanooga
D8	14/-	Arizona	W, 92-73	Knoxville
D11	14/-	New Orleans	W, 76-74	Knoxville
D17	11/-	1-St. Francis (N.Y.)	W, 70-51	Knoxville
D18	11/-	1-Miami (Ohio)	W, 69-62	Knoxville
D22	9/-	Oklahoma City	W, 99-56	Knoxville
D28	8/5	2-San Jose State	W, 50-42	Las Vegas
D29	8/15	2-at UNLV	L, 54-70	Las Vegas
J3	8/-	Georgia	W, 87-76	Knoxville
J8	12/-	at Ole Miss	L, 55-56*	Oxford
J10	12/-	at LSU	W, 59-58	Baton Rouge
J15	18/-	Mississippi State	L, 74-75*	Knoxville
J18	-/-	Alabama	W, 73-64	Knoxville
J22	-/-	at Florida	L, 74-78	Gainesville
J24	-/20	at Auburn	W, 80-77	Auburn
J29	-/-	Vanderbilt	L, 60-61	Knoxville
J31	-/10	Kentucky	W, 65-63	Knoxville
F5	-/-	Ole Miss	W, 65-53	Knoxville
F7	-/-	LSU	W, 66-63	Knoxville
F12	-/-	at Mississippi St.	L, 66-75	Starkville
F14	-/-	at Alabama	L, 78-90	Tuscaloosa
F19	-/-	Florida	W, 78-53	Knoxville
F22	20/-	Auburn	W, 82-74	Knoxville
F24	20/-	at Vanderbilt	L, 68-69	Nashville
F27	20/10	at Kentucky	L, 61-69	Lexington
M5	-/-	at Georgia	L, 59-74	Athens
Southeastern Conference Tournament				
M10	-/-	Florida	W, 78-62	Birmingham

M11	-/-	LSU	W, 74-71*	Birmingham
M12	-/-	Georgia	L, 60-79	Birmingham
NCAA Tournament				
M18	-/-	Marquette	W, 57-56	Evansville
M20	-/2	Louisville	L, 57-70	Evansville
<i>1-Volunteer Classic</i>				
<i>2-Las Vegas Holiday Classic</i>				

1983-84 21-14 / 9-9 (6th SEC)

Coach: Don DeVoe

Captain: Game Captains

AP Rank				
UT/Opp	Opponent	Result	Site	
N25	-/-	Ohio Northern	W, 40-33	Knoxville
N30	-/-	Xavier	W, 77-57	Knoxville
D3	-/-	California	W, 62-47	Knoxville
D7	-/-	Morehead State	W, 75-63	Knoxville
D13	-/-	Georgia State	L, 50-52	Knoxville
D16	-/-	1-Montana State	W, 64-41	Knoxville
D17	-/-	1-Louisiana Tech	W, 71-61	Knoxville
D20	-/-	Hardin-Simmons	W, 75-58	Knoxville
D23	-/-	at Arizona	W, 61-49	Tucson
D27	-/-	2-Navy	W, 76-61	Honolulu
D29	-/-	2-at Hawaii	L, 60-73	Honolulu
D30	-/-	2-Ala.-Birmingham	L, 66-84	Honolulu
J3	-/11	at Georgia	L, 57-71	Athens
J8	-/-	Ole Miss	W, 83-59	Knoxville
J10	-/11	LSU	W, 70-69	Knoxville
J14	-/-	at Mississippi St.	L, 56-63*	Starkville
J16	-/-	at Alabama	L, 72-82	Tuscaloosa
J21	-/-	Florida	W, 70-65	Knoxville
J24	-/-	Auburn	L, 72-79	Knoxville
J28	-/-	at Vanderbilt	W, 76-69	Nashville
J30	-/3	at Kentucky	L, 74-93	Lexington
F4	-/-	at Ole Miss	L, 56-57	Oxford
F6	-/14	at LSU	L, 59-61*	Baton Rouge
F11	-/-	Mississippi State	W, 45-42	Knoxville
F13	-/-	Alabama	L, 66-72	Knoxville
F18	-/-	at Florida	W, 75-74**	Gainesville
F20	-/-	at Auburn	W, 57-54	Auburn
F25	-/-	Vanderbilt	W, 67-61	Knoxville
F27	-/4	Kentucky	W, 63-58	Knoxville
M4	-/-	Georgia	L, 77-82	Knoxville
Southeastern Conference Tournament				
M8	-/-	Florida	W, 80-74*	Nashville
M9	-/-	Auburn	L, 58-60	Nashville
National Invitation Tournament				
M14	-/-	St. Peter's	W, 54-40	Knoxville
M19	-/-	UT-Chattanooga	W, 68-66	Knoxville
M23	-/-	at Virginia Tech	L, 68-72	Blacksburg
<i>1-Volunteer Classic</i>				
<i>2-Rainbow Classic</i>				

1984-85 22-15 / 8-10 (Tie 7th SEC)

Coach: Don DeVoe

Captain: Game Captains

AP Rank				
UT/Opp	Opponent	Result	Site	
N23	-/13	1-Ala.-Birmingham	L, 65-70	Anchorage
N24	-/-	1-Idaho State	W, 65-59	Anchorage
N25	-/-	1-Maryland	L, 49-72	Anchorage
D8	-/-	Vermont	W, 85-48	Knoxville
D10	-/-	at Missouri	L, 61-70	Columbia
D14	-/-	2-Southern Miss.	W, 89-73	Knoxville
D15	-/11	2-Virginia Tech	W, 86-75	Knoxville
D18	-/-	UNC Charlotte	W, 86-76	Knoxville
D20	-/-	Eastern Kentucky	W, 98-74	Knoxville
D22	-/-	Richmond	W, 77-64	Knoxville
D27	-/-	Lafayette	W, 77-58	Knoxville
D29	-/13	Michigan	W, 81-77	Knoxville
J2	-/-	at Florida	L, 70-84	Gainesville
J5	-/-	at Ole Miss	W, 70-63	Oxford
J9	-/-	Auburn	W, 86-74	Knoxville
J12	-/-	at LSU	L, 65-75	Baton Rouge
J16	-/-	Vanderbilt	W, 87-79	Knoxville
J19	-/-	Alabama	W, 79-67	Knoxville
J23	-/-	at Mississippi St.	L, 66-82	Starkville
J27	-/-	Kentucky	W, 81-65	Knoxville
J30	-/-	at Georgia	W, 80-79**	Athens
F2	-/-	Florida	L, 86-93	Knoxville
F6	-/-	Ole Miss	L, 57-58	Knoxville
F9	-/-	at Auburn	L, 60-75	Auburn
F14	-/-	LSU	L, 82-87	Knoxville
F16	-/-	at Vanderbilt	L, 82-85	Nashville
F20	-/-	at Alabama	L, 59-80	Tuscaloosa

F23	-/-	Mississippi State	W, 79-64	Knoxville
F28	-/-	at Kentucky	L, 67-92	Lexington
M2	-/14	Georgia	W, 86-85	Knoxville
Southeastern Conference Tournament				
M6	-/-	Vanderbilt	W, 71-51	Birmingham
M7	-/17	Georgia	L, 61-67	Birmingham
National Invitation Tournament				
M14	-/-	at Tennessee Tech	W, 65-62	Cookeville
M20	-/-	SW Louisiana	W, 73-72	Knoxville
M23	-/-	Virginia	W, 61-54	Knoxville
M27	-/-	Indiana	L, 67-74	New York City
M29	-/-	Louisville	W, 100-84	New York City
<i>1-Great Alaska Shootout</i>				
<i>2-Volunteer Classic</i>				

1985-86 12-16 / 5-13 (8th SEC)

Coach: Don DeVoe

Captain: Game Captains

AP Rank				
UT/Opp	Opponent	Result	Site	
N22	-/-	SE Louisiana	W, 79-58	Knoxville
D22	-/3	at Michigan	L, 52-87	Ann Arbor
D7	-/-	Texas A&M	W, 88-70	Knoxville
D10	-/10	Illinois	W, 54-51	Knoxville
D14	-/-	Missouri	W, 67-54	Knoxville
D20	-/-	1-Furman	W, 79-45	Knoxville
D21	-/-	1-UNC Wilmington	W, 85-57	Knoxville
D27	-/-	2-SW Louisiana	L, 78-79**	New Orleans
D28	-/-	2-Texas A&M	W, 70-64	New Orleans
J2	-/-	Florida	L, 75-77*	Knoxville
J4	-/-	Ole Miss	W, 74-66	Knoxville
J11	-/-	at Auburn	L, 45-59	Auburn
J8	-/8	LSU	W, 88-77	Knoxville
J15	-/-	at Vanderbilt	L, 59-60	Nashville
J18	-/-	at Alabama	L, 79-92	Tuscaloosa
J22	-/-	Mississippi State	W, 69-51	Knoxville
J25	-/11	at Kentucky	L, 57-74	Lexington
J30	-/-	Georgia	W, 78-77	Knoxville
F1	-/-	at Florida	L, 61-69	Gainesville
F5	-/-	at Ole Miss	L, 55-59	Oxford
F8	-/-	Auburn	W, 80-79	Knoxville
F12	-/-	at LSU	L, 50-75	Baton Rouge
F15	-/-	Vanderbilt	L, 62-66	Knoxville
F19	-/-	Alabama	L, 64-80	Knoxville
F22	-/-	at Mississippi St.	L, 49-57	Starkville
F27	-/5	Kentucky	L, 60-62	Knoxville
M1	-/-	at Georgia	L, 70-91	Athens
Southeastern Conference Tournament				
M5	-/-	Ole Miss	L, 56-73	Lexington
<i>1-Volunteer Classic</i>				
<i>2-Sugar Bowl Classic</i>				

1986-87 14-15 / 7-11 (8th SEC)

Coach: Don DeVoe

Captain: Game Captains

AP Rank				
UT/Opp	Opponent	Result	Site	
N28	-/-	Appalachian State	W, 93-47	Knoxville
D3	-/-	Louisiana Tech	W, 63-56	Knoxville
D13	-/-	at Marquette	L, 56-63	Milwaukee
D19	-/-	1-Ball State	W, 78-52	Knoxville
D20	-/-	1-UNC Charlotte	W, 86-69	Knoxville
D22	-/-	VMI	W, 99-60	Knoxville
D27	-/-	Southern Cal	L, 76-81*	Knoxville
D29	-/1	2-at Central Florida	W, 81-62	Orlando
D30	-/-	2-Florida State	L, 90-91*	Orlando
J3	-/-	at Vanderbilt	W, 81-72	Nashville
J8	-/-	LSU	L, 78-79	Knoxville
J10	-/9	Kentucky	W, 75-68	Knoxville
J14	-/10	at Auburn	L, 56-66	Auburn
J17	-/-	at Florida	L, 90-97	Gainesville
J21	-/-	Mississippi State	W, 74-61	Knoxville
J24	-/13	Alabama	L, 71-82	Knoxville
J28	-/-	at Georgia	L, 55-60	Athens
J31	-/-	Ole Miss	L, 70-73*	Knoxville
F2	-/-	at Ole Miss	L, 70-71	Oxford
F4	-/-	Vanderbilt	W, 79-69*	Knoxville
F7	-/-	at LSU	L, 58-60	Baton Rouge
F11	-/-	at Kentucky	L, 84-91*	Lexington
F14	-/-	Auburn	W, 103-84	Knoxville
F18	-/18	Florida	W, 81-71	Knoxville
F21	-/-	at Mississippi St.	L, 60-62	Starkville
F25	-/10	at Alabama	L, 71-93	Tuscaloosa
F28	-/-	Georgia	W, 89-68	Knoxville
Southeastern Conference Tournament				



M5 -/- Vanderbilt W, 74-57 Atlanta
 M6 -/9 Alabama L, 60-68 Atlanta
1-Volunteer Classic
2-Citrus Bowl/Red Lobster Classic

1987-88 16-13 / 9-9 (6th SEC)

Coach: Don DeVoe
Captain: Game Captains

AP Rank	UT/Opp	Opponent	Result	Site
D3	-/-	Marquette	W, 82-56	Knoxville
D12	-/-	at Southern Cal	W, 74-61	Los Angeles
D17	-/-	Western Carolina	W, 87-69	Knoxville
D19	-/-	Florida State	W, 81-78*	Knoxville
D21	-/-	Ohio University	L, 70-72	Knoxville
D23	-/-	Furman	W, 84-66	Knoxville
D28	-/-	1-Army	W, 75-52	Knoxville
D29	-/-	1-Pepperdine	W, 96-75	Knoxville
J6	-/-	Ole Miss	W, 77-68*	Knoxville
J9	-/-	Vanderbilt	W, 80-72	Knoxville
J13	-/-	LSU	L, 51-52	Knoxville
J16	-/5	at Kentucky	L, 65-83	Lexington
J17	-/20	at Illinois	L, 79-103	Champaign
J20	-/-	Auburn	W, 75-64	Knoxville
J23	-/-	Florida	L, 56-76	Knoxville
J27	-/-	at Mississippi St.	W, 63-48	Starkville
J30	-/-	at Alabama	L, 69-82	Tuscaloosa
F3	-/-	Georgia	W, 92-81	Knoxville
F6	-/-	at Ole Miss	L, 73-91	Oxford
F10	-/17	at Vanderbilt	L, 62-90	Nashville
F13	-/-	at LSU	L, 73-92	Baton Rouge
F17	-/9	Kentucky	W, 72-70	Knoxville
F20	-/-	at Auburn	L, 68-73	Auburn
F24	-/-	at Florida	W, 65-63	Gainesville
F27	-/-	Mississippi State	L, 64-62	Knoxville
M2	-/-	Alabama	W, 81-58	Knoxville
M5	-/-	at Georgia	L, 69-80	Athens

Southeastern Conference Tournament
 M11 -/- Florida L, 60-67 Baton Rouge

National Invitation Tournament

M18 -/- at Middle Tenn. St. L, 80-85 Murfreesboro
1-Volunteer Classic

1988-89 19-11 / 11-7 (Tie 4th SEC)

Coach: Don DeVoe
Captain: Game Captains

AP Rank	UT/Opp	Opponent	Result	Site
N25	-/-	Tennessee Tech	W, 118-86	Knoxville
N28	-/-	at Ole Miss	W, 84-79	Oxford
D3	20/-	UT-Chattanooga	W, 91-76	Knoxville
D5	20/-	VMI	W, 84-82**	Knoxville
D17	16/-	South Carolina	L, 81-83*	Knoxville
D20	19/-	1-Ala.-Birmingham	W, 111-99	San Diego
D21	19/-	1-at San Diego St.	W, 77-75	San Diego
D28	19/-	2-Miami (Ohio)	W, 94-83	Knoxville
D29	19/-	2-Memphis State	W, 76-74	Knoxville
J4	17/-	at Auburn	W, 84-73	Auburn
J7	17/-	at Mississippi St.	W, 86-85	Starkville
J11	17/-	LSU	W, 100-96	Knoxville
J15	17/14	at Florida State	L, 90-101	Tallahassee
J18	18/-	Florida	W, 83-76	Knoxville
J21	18/-	Kentucky	L, 65-66	Knoxville
J25	-/-	at Alabama	L, 85-87*	Tuscaloosa
J28	-/-	Georgia	L, 73-74	Knoxville
F1	-/-	at Vanderbilt	L, 56-68	Nashville
F4	-/-	Auburn	W, 89-72	Knoxville
F8	-/-	Mississippi State	W, 81-71	Knoxville
F11	-/-	at LSU	L, 106-122	Baton Rouge
F15	-/-	Ole Miss	W, 83-71	Knoxville
F18	-/-	at Florida	L, 81-99	Gainesville
F22	-/-	at Kentucky	L, 71-76	Lexington
F25	-/-	Alabama	W, 84-69	Knoxville
M1	-/-	at Georgia	W, 75-68	Athens
M4	-/-	Vanderbilt	W, 78-61	Knoxville

Southeastern Conference Tournament

M10 -/- LSU W, 95-77 Knoxville
 M11 -/- Florida L, 71-76 Knoxville

NCAA Tournament

M16 -/17 West Virginia L, 68-84 Greensboro
1-McDonald's Classic
2-Volunteer Classic

1989-90 16-14 / 10-8 (4th SEC)

Coach: Wade Houston
Captain: Game Captains

AP Rank	UT/Opp	Opponent	Result	Site
N24	-/-	1-Austin Peay	W, 71-69	Memphis
N25	-/24	1-at Memphis St.	L, 72-91	Memphis
N28	-/-	East Tenn. State	L, 70-83	Knoxville
D5	-/-	New Mexico	W, 96-85*	Knoxville
D10	-/24	Oregon State	L, 90-96*	Knoxville
D16	-/-	Ole Miss	W, 71-67	Knoxville
D18	-/-	at South Carolina	W, 67-60	Columbia
D20	-/-	Western Carolina	W, 92-66	Knoxville
D29	-/-	2-Fordham	L, 85-93	Knoxville
D30	-/-	2-Washington St.	W, 83-82	Knoxville
J3	-/-	Auburn	W, 72-70	Knoxville
J6	-/-	Mississippi State	W, 82-77	Knoxville
J8	-/11	at LSU	L, 94-111	Baton Rouge
J17	-/-	at Florida	W, 80-75	Gainesville
J20	-/-	at Kentucky	L, 83-95	Lexington
J23	-/24	Alabama	W, 78-70	Knoxville
J27	-/-	at Georgia	L, 77-85	Athens
F31	-/-	Vanderbilt	W, 73-72	Knoxville
F3	-/-	at Auburn	L, 83-89	Auburn
F7	-/-	at Mississippi St.	W, 84-83*	Starkville
F10	-/11	LSU	L, 113-119	Knoxville
F14	-/-	at Ole Miss	L, 80-81	Oxford
F17	-/-	Florida	W, 75-57	Knoxville
F21	-/-	Kentucky	W, 102-100	Knoxville
F24	-/-	at Alabama	L, 73-87	Tuscaloosa
F28	-/25	Georgia	W, 93-83	Knoxville
M3	-/-	at Vanderbilt	L, 74-98	Nashville

Southeastern Conference Tournament

M9 -/- Ole Miss L, 86-87 Orlando

National Invitation Tournament

M14 -/- at Memphis State W, 73-71 Memphis
 M19 -/- at Vanderbilt L, 85-89 Nashville

1-Mid-South Classic
2-Volunteer Classic

1990-91 12-22 / 3-15 (Tie 8th SEC)

Coach: Wade Houston
Captain: Game Captains

AP Rank	UT/Opp	Opponent	Result	Site
N23	-/-	Tennessee State	W, 91-75	Knoxville
N27	-/-	Memphis State	L, 72-74	Knoxville
N29	-/-	Kent State	W, 93-69	Knoxville
D2	-/-	UT-Chattanooga	W, 92-69	Knoxville
D15	-/-	Austin Peay	W, 91-87	Knoxville
D17	-/-	VCU	W, 77-72	Knoxville
D20	-/-	at New Mexico	L, 80-83	Albuquerque
D22	-/-	at Oregon State	L, 66-82	Corvallis
D27	-/-	1-Wichita State	L, 73-77	Honolulu
D29	-/-	1-Iona	W, 93-77	Honolulu
D30	-/-	1-Alaska-Anchorage	L, 78-86	Honolulu
J2	-/-	Mississippi State	L, 65-70	Knoxville
J5	-/-	at Georgia	L, 86-107	Athens
J8	-/-	at Vanderbilt	L, 68-108	Nashville
J12	-/11	Kentucky	L, 74-78	Knoxville
J16	-/-	at Florida	W, 70-67	Gainesville
J19	-/-	Auburn	L, 63-67	Knoxville
J22	-/16	LSU	W, 92-89	Knoxville
J26	-/-	at Ole Miss	L, 72-75	Oxford
J30	-/-	Alabama	L, 74-83	Knoxville
F2	-/-	at Mississippi St.	L, 68-95	Starkville
F6	-/-	Georgia	L, 78-87	Knoxville
F9	-/-	Vanderbilt	W, 85-73	Knoxville
F13	-/16	at Kentucky	L, 74-85	Lexington
F16	-/-	Florida	L, 68-73	Knoxville
F19	-/-	at Auburn	L, 65-74	Auburn
F23	-/19	at LSU	L, 87-119	Baton Rouge
F25	-/-	N.C. State	L, 82-90	Knoxville
F27	-/-	Ole Miss	L, 88-93	Knoxville
M2	-/24	at Alabama	L, 88-96	Tuscaloosa

Southeastern Conference Tournament

M7 -/- Ole Miss W, 94-85 Nashville
 M8 -/18 Mississippi State W, 87-70 Nashville
 M9 -/- Georgia W, 85-65 Nashville
 M10 -/24 Alabama L, 69-88 Nashville

1-Rainbow Classic

1991-92 19-15 / 8-8 (3rd SEC East)

Coach: Wade Houston
Captain: Game Captains

AP Rank	UT/Opp	Opponent	Result	Site
N25	-/-	East Tenn. State	L, 79-87	Knoxville
N29	-/-	1-American-PR	W, 105-85	San Juan
N30	-/-	1-TCU	L, 59-73	San Juan
D1	-/-	1-Miami (Fla.)	L, 60-72	San Juan
D5	-/-	Middle Tenn. St.	W, 86-83	Knoxville
D14	-/-	at Memphis State	W, 65-64	Memphis
D18	-/-	East Carolina	W, 93-58	Knoxville
D21	-/-	at VCU	W, 92-78	Richmond
D30	-/-	Furman	W, 92-74	Knoxville
J4	-/-	Vanderbilt	W, 91-75	Knoxville
J6	-/-	Towson State	W, 77-70	Knoxville
J8	-/-	Cincinnati	L, 51-62	Knoxville
J11	-/-	Georgia	W, 78-76	Knoxville
J15	-/-	at South Carolina	L, 59-73	Columbia
J18	-/-	at Florida	L, 65-71	Gainesville
J21	-/8	Kentucky	W, 107-85	Knoxville
J25	-/-	Auburn	W, 82-74	Knoxville
J27	-/-	at N.C. State	W, 92-77	Raleigh
J29	-/-	at LSU	L, 82-98	Baton Rouge
F5	-/5	Arkansas	W, 83-81	Knoxville
F8	-/18	at Alabama	L, 68-85	Tuscaloosa
F12	-/-	at Mississippi St.	L, 76-94	Starkville
F15	-/-	Dayton	W, 68-67	Knoxville
F19	-/-	Ole Miss	W, 98-86	Knoxville
F22	-/-	at Vanderbilt	L, 84-89	Nashville
F24	-/-	at UNC Charlotte	L, 65-72	Charlotte
F26	-/-	Florida	L, 68-72	Knoxville
F29	-/-	South Carolina	W, 87-64	Knoxville
M4	-/-	at Georgia	W, 67-66	Athens
M7	-/10	at Kentucky	L, 88-99	Lexington

Southeastern Conference Tournament

M12 -/- South Carolina W, 70-63 Birmingham
 M13 -/23 LSU L, 89-99 Birmingham

National Invitation Tournament

M18 -/- Ala.-Birmingham W, 71-68 Knoxville
 M23 -/- at Virginia L, 52-77 Charlottesville
1-San Juan Shootout

1992-93 13-17 / 4-12 (6th SEC East)

Coach: Wade Houston
Captain: Game Captains

AP Rank	UT/Opp	Opponent	Result	Site
N19	-/-	1-at Rutgers	W, 87-79	Piscataway
N21	-/6	1-at Seton Hall	L, 64-72East	Rutherford
D3	-/-	Tennessee Tech	W, 96-78	Knoxville
D6	-/8	Memphis State	W, 70-59	Knoxville
D9	-/15	Syracuse	L, 81-87	Knoxville
D19	-/-	Western Carolina	W, 97-55	Knoxville
D22	-/-	at Dayton	W, 77-61	Dayton
D29	-/-	Furman	W, 90-77	Knoxville
J4	-/16	at Cincinnati	L, 58-79	Cincinnati
J6	-/-	South Carolina	L, 85-95	Knoxville
J9	-/2	at Kentucky	L, 70-84	Lexington
J13	-/-	Radford	W, 105-63	Knoxville
J16	-/-	Mississippi State	W, 92-75	Knoxville
J18	-/-	UNC Charlotte	W, 80-70	Knoxville
J20	-/-	at Auburn	L, 75-88	Auburn
J24	-/-	Florida	L, 68-80	Knoxville
J27	-/12	Vanderbilt	L, 65-82	Knoxville
J30	-/-	at Ole Miss	W, 75-62	Oxford
F3	-/-	at Georgia	L, 60-77	Athens
F6	-/-	Alabama	L, 81-85	Knoxville
F10	-/-	at South Carolina	L, 107-111**	Columbia
F13	-/-	at N.C. State	L, 72-74	Raleigh
F16	-/13	at Arkansas	W, 101-91	Fayetteville
F20	-/-	LSU	L, 74-81	Knoxville
F24	-/2	Kentucky	W, 78-77	Knoxville
F27	-/-	at Florida	L, 70-84	Gainesville
M2	-/7	at Vanderbilt	L, 82-90*	Nashville
M6	-/-	Georgia	L, 83-96	Knoxville

Southeastern Conference Tournament

M11 -/- Auburn W, 78-76 Lexington
 M12 -/4 Kentucky L, 40-101 Lexington

1-Preseason National Invitation Tournament

YEAR-BY-YEAR RESULTS

1993-94 5-22 / 2-14 (6th SEC East)

Coach: Wade Houston

Captain: Game Captains

AP Rank			
UT/Opp	Opponent	Result	Site
N26	-/	Tennessee-Martin W, 97-80	Knoxville
N28	-/20	at Syracuse L, 65-98	Syracuse
D2	-/	at Memphis State L, 64-83	Memphis
D8	-/	Arkansas-Little Rock L, 59-69	Knoxville
D17	-/	Western Carolina L, 71-78	Knoxville
D21	-/	Michigan State L, 60-69	Knoxville
D28	-/	Mercer W, 67-45	Knoxville
J2	-/	at Virginia Tech L, 63-86	Blacksburg
J5	-/	at Mississippi St. L, 66-80	Starkville
J8	-/	Florida L, 71-86	Knoxville
J12	-/	Georgia L, 63-67	Knoxville
J15	-/8	at Kentucky L, 74-93	Lexington
J19	-/	at South Carolina L, 62-64	Columbia
J22	-/	Auburn W, 92-85	Knoxville
J26	-/	at Vanderbilt L, 73-85	Nashville
J29	-/5	Arkansas L, 64-65	Knoxville
F1	-/	Tennessee Tech W, 97-78	Knoxville
F5	-/	at LSU L, 83-84	Baton Rouge
F7	-/	N.C. State L, 70-72*	Knoxville
F12	-/	at Georgia L, 61-74	Athens
F16	-/	Ole Miss W, 72-69	Knoxville
F19	-/	at Alabama L, 70-84	Tuscaloosa
F23	-/7	Kentucky L, 73-77	Knoxville
F26	-/	at South Carolina L, 64-72	Knoxville
M1	-/	Vanderbilt L, 67-84	Knoxville
M5	-/19	at Florida L, 71-82	Gainesville

J13	-/2	at Kentucky L, 44-61	Lexington
J15	-/	Tennessee Tech W, 65-53	Knoxville
J17	-/	at Alabama L, 53-62	Tuscaloosa
J20	-/22	Georgia W, 67-62	Knoxville
J27	-/	at Mississippi St. L, 59-60	Starkville
J31	-/	Ole Miss W, 67-52	Knoxville
F3	-/	at Georgia L, 49-68	Athens
F7	-/	at Florida L, 51-63	Gainesville
F14	-/	at LSU W, 73-65	Baton Rouge
F17	-/2	Kentucky L, 50-90	Knoxville
F21	-/	Arkansas W, 66-59	Knoxville
F24	-/	Vanderbilt W, 94-79	Knoxville
F28	-/	at South Carolina L, 52-66	Columbia
M2	-/	Florida L, 71-73	Knoxville

Southeastern Conference Tournament			
Rank	Team	Score	Location
M7	-/	Alabama W, 77-65	New Orleans
M8	-/	Georgia L, 63-74	New Orleans

National Invitation Tournament			
Rank	Team	Score	Location
M13	-/	Coll. of Charleston L, 49-55	Knoxville

1996-97 11-16 / 4-12 (6th SEC East)

Coach: Kevin O'Neill

Captain: Game Captains

AP Rank			
UT/Opp	Opponent	Result	Site
N24	-/	Morehead State W, 85-63	Knoxville
D1	-/	Georgia State W, 70-53	Knoxville
D4	-/	Tennessee Tech L, 62-73	Knoxville
D7	-/	at Penn State L, 41-42*	State College
D15	-/	Memphis W, 57-47	Knoxville
D18	-/	Southern Calif. W, 71-59	Knoxville
D22	-/	Miami (Fla.) W, 78-65	Knoxville
D28	-/	at UNC Charlotte L, 51-72	Charlotte
D31	-/	East Tenn. State W, 54-40	Knoxville
J4	-/3	at Kentucky L, 40-74	Lexington
J8	-/	at South Carolina L, 41-73	Columbia
J11	-/	Vanderbilt W, 75-65	Knoxville
J15	-/	at Auburn L, 35-43	Auburn
J19	-/	LSU W, 66-52	Knoxville
J22	-/	at Ole Miss L, 48-70	Oxford
J25	-/	Florida L, 50-56	Knoxville
J29	-/	Georgia L, 50-63	Knoxville
F1	-/	Wofford W, 60-41	Knoxville
F5	-/	at Arkansas L, 54-77	Fayetteville
F8	-/	Alabama W, 65-61	Knoxville
F12	-/	at Vanderbilt L, 53-66	Nashville
F15	-/	Mississippi State W, 54-53	Knoxville
F19	-/	at Florida L, 54-76	Gainesville
F22	-/9	South Carolina L, 58-69	Knoxville
F25	-/3	Kentucky L, 64-74	Knoxville
M1	-/	at Georgia L, 55-69	Athens

Southeastern Conference Tournament			
Rank	Team	Score	Location
M6	-/	Auburn L, 54-67	Memphis

1997-98 20-9 / 9-7 (3rd SEC East)

Coach: Jerry Green

Captain: Game Captains

AP Rank			
UT/Opp	Opponent	Result	Site
N14	-/	Winthrop W, 75-62	Knoxville
N17	-/	Miami (Ohio) W, 75-74	Knoxville
N19	-/	UNC Asheville W, 75-69	Knoxville
N23	-/	Austin Peay W, 74-65	Knoxville
N28	-/	Appalachian State W, 69-46	Knoxville
D2	-/	Tennessee Tech W, 83-69	Knoxville
D7	-/	Wofford W, 92-63	Knoxville
D9	-/	St. Joseph's W, 74-54	Knoxville
D20	-/	at Memphis W, 68-66	Memphis
D30	-/	at Southern Calif. W, 74-70	Los Angeles
J3	-/	at Florida L, 69-83	Gainesville
J7	-/	Auburn L, 69-74	Knoxville
J10	-/	at Vanderbilt L, 79-80	Nashville
J17	-/11	Mississippi W, 77-67	Knoxville
J21	-/14	at South Carolina L, 51-81	Columbia
J24	-/7	Kentucky L, 67-85	Knoxville
J28	-/	at Alabama W, 84-70	Tuscaloosa
J31	-/	at LSU W, 72-65	Baton Rouge
F4	-/	Georgia W, 77-48	Knoxville
F7	-/13	South Carolina W, 70-69	Knoxville
F11	-/7	at Kentucky L, 74-80	Lexington
F14	-/12	Arkansas W, 74-71	Knoxville
F17	-/	at Mississippi St. W, 87-63	Starkville
F21	-/	Vanderbilt W, 90-76	Knoxville
F25	-/	Florida W, 79-75	Knoxville
F28	-/	at Georgia L, 72-77	Athens

Southeastern Conference Tournament			
Rank	Team	Score	Location
M5	-/	LSU W, 73-62	Atlanta
M6	-/17	Arkansas L, 96-102	Atlanta

NCAA Tournament

M12	-/	Illinois State L, 81-82*	Sacramento
-----	----	--------------------------	------------

1998-99 21-9 / 12-4 (1st SEC East)

Coach: Jerry Green

Captain: Game Captains

Preseason Ranking: 9th Associated Press / 9th ESPN/ USA Today

Final Ranking: 20th Associated Press

AP Rank			
UT/Opp	Opponent	Result	Site
N13	9/18	1-Arizona L, 72-73	Albuquerque
N15	18/-	Tennessee State W, 91-69	Knoxville
N17	18/-	Cal State Northridge W, 83-64	Knoxville
N19	18/-	at Miami (Ohio) L, 62-68	Oxford
N24	25/-	UT-Chattanooga W, 85-74	Knoxville
N30	-/	Western Carolina W, 84-41	Knoxville
D2	-/	Memphis W, 68-67	Knoxville
D6	-/20	Pittsburgh W, 56-53	Knoxville
D10	21/-	at St. Joseph's L, 53-55	Philadelphia
D19	-/	at South Florida W, 75-68*	Tampa
D22	-/	UNC Greensboro W, 92-60	Knoxville
J2	-/17	at Auburn L, 62-90	Auburn
J6	-/	LSU W, 93-58	Knoxville
J9	-/	South Carolina W, 86-57	Knoxville
J12	-/6	at Kentucky W, 47-46	Lexington
J20	-/	Georgia W, 85-69	Knoxville
J23	-/	at Florida L, 72-93	Gainesville
J27	-/	at Vanderbilt W, 78-67	Nashville
J30	-/	Alabama W, 100-64	Knoxville
F2	-/23	at Arkansas L, 52-69	Fayetteville
F6	-/	Mississippi State L, 82-88	Knoxville
F10	-/23	Florida W, 91-56	Knoxville
F13	-/	Vanderbilt W, 63-62	Knoxville
F17	-/	at Ole Miss W, 69-67	Oxford
F20	-/	at South Carolina W, 65-50	Columbia
F23	-/	at Georgia W, 75-65	Athens
F28	-/13	Kentucky W, 68-61	Knoxville

Southeastern Conference Tournament

M5	18/-	Mississippi State L, 56-62	Atlanta
----	------	----------------------------	---------

NCAA Tournament

M12	20/-	Delaware W, 62-52	Charlotte
M14	20/-	SW Missouri State L, 51-81	Charlotte

I-BCA Classic

1999-2000 26-7 / 12-4 (1st SEC East)

Coach: Jerry Green

Captain: Game Captains

Preseason Ranking: 19th Associated Press / 16th ESPN/USA Today

Final Ranking: 11th Associated Press / 14th ESPN/ USA Today

AP Rank			
UT/Opp	Opponent	Result	Site
N22	19/-	Elon W, 95-56	Knoxville
N24	17/-	UNC Asheville W, 79-63	Knoxville
N26	17/-	Long Island W, 86-47	Knoxville
N29	18/-	South Florida W, 102-90	Knoxville
D1	18/-	Miami (Ohio) W, 78-59	Knoxville
D4	18/-	at Pittsburgh W, 76-50	Pittsburgh
D8	16/-	West Virginia W, 94-54	Knoxville
D10	16/-	Middle Tenn. St. W, 78-77	Knoxville
D18	13/-	at Memphis W, 74-69	Memphis
D21	11/-	1-American-PR W, 102-58	Bayamon, P.R.
D22	11/-	1-Southern Illinois W, 87-74	Bayamon, P.R.
D23	11/-	1-Tulsa L, 68-88	Bayamon, P.R.
J2	16/-	Radford W, 72-46	Knoxville
J5	15/-	at South Carolina W, 60-52	Columbia
J8	15/21	at LSU W, 64-59	Baton Rouge
J12	12/-	Vanderbilt L, 73-76	Knoxville
J15	12/-	Ole Miss W, 98-60	Knoxville
J18	16/9	at Florida W, 81-79*	Gainesville
J25	11/7	Auburn W, 105-76	Knoxville
J29	11/-	South Carolina W, 73-66	Knoxville
F1	6/14	at Kentucky L, 68-81	Lexington
F6	6/-	at Mississippi St. W, 88-81	Starkville
F9	8/-	Georgia W, 110-83	Knoxville
F12	8/12	Florida W, 76-73*	Knoxville
F19	5/-	at Vanderbilt L, 72-85	Nashville
F23	7/18	Kentucky W, 74-67	Knoxville
F26	7/-	at Alabama L, 75-80	Tuscaloosa
M1	11/-	Arkansas W, 73-66	Knoxville

1995-96 14-15 / 6-10 (Tie 5th SEC East)

Coach: Kevin O'Neill

Captain: Steve Hamer

AP Rank			
UT/Opp	Opponent	Result	Site
N26	-/	Georgia State W, 74-59	Knoxville
N29	-/	UNC Charlotte L, 76-79	Knoxville
D2	-/	Penn State L, 57-69	Knoxville
D6	-/	Western Carolina W, 63-51	Knoxville
D9	-/	Austin Peay W, 80-70	Knoxville
D16	-/6	at Memphis L, 55-57	Memphis
D19	-/	Houston W, 69-49	Knoxville
D22	-/	South Florida W, 54-43	Knoxville
D27	-/	at Miami (Fla.) W, 56-54	Miami
J3	-/	Auburn W, 66-62	Knoxville
J6	-/	at Vanderbilt L, 55-65	Nashville
J10	-/	South Carolina L, 58-62	Knoxville

Southeastern Conference Tournament

M9	-/20	Alabama L, 43-55	Atlanta
----	------	------------------	---------



M4 11/- at Georgia W, 83-66 Athens
Southeastern Conference Tournament
 M10 6/- South Carolina L, 68-75 Atlanta

NCAA Tournament
 M17 11/- La-Lafayette W, 63-58 Birmingham
 M19 11/20 Connecticut W, 65-51 Birmingham
 M24 11/- North Carolina L, 69-74 Austin
1-Puerto Rico Holiday Classic

2000-01 22-11 / 8-8 (4th SEC East)

Coach: Jerry Green
Captain: Game Captains
Preseason Ranking: 9th Associated Press / 8th ESPN/
 USA Today

AP Rank			
UT/Opp	Opponent	Result	Site
N17	9/- UT-Chattanooga	W, 88-66	Knoxville
N19	9/- East Tenn. State	W, 102-76	Knoxville
N21	9/18 Wisconsin	W, 66-56	Knoxville
N27	7/- Austin Peay	W, 98-65	Knoxville
N30	7/- UNC Asheville	W, 85-59	Knoxville
D2	7/- at West Virginia	W, 79-78	Morgantown
D5	6/- Memphis	W, 86-76	Knoxville
D7	6/- SMU	W, 85-76	Knoxville
D15	4/- vs. Middle Tenn. St.	W, 99-83	Nashville
D19	4/14 1-Virginia	L, 89-107	East Rutherford
D22	4/12 at Syracuse	W, 83-70	Syracuse
D28	6/- 2-Geo. Washington	W, 92-81	Honolulu
D29	6/23 2-Iowa	W, 80-68	Honolulu
D30	6/- 2-at Hawaii	W, 69-58	Honolulu
J6	6/- at Auburn	W, 96-88*	Auburn
J9	4/16 Alabama	W, 86-69	Knoxville
J13	4/- South Carolina	W, 79-71	Knoxville
J16	4/- at Kentucky	L, 74-84	Lexington
J20	4/- Mississippi State	W, 84-79	Knoxville
J27	6/- at Florida	L, 75-77*	Athens
J30	8/13 at Georgia	L, 67-81	Gainesville
F3	8/- Vanderbilt	W, 72-50	Knoxville
F7	10/- at Arkansas	L, 77-82*	Fayetteville
F10	10/25 at Ole Miss	L, 71-87	Oxford
F14	15/22 Kentucky	L, 95-103	Knoxville
F18	15/11 Florida	L, 82-88	Knoxville
F21	22/- Georgia	L, 76-88	Knoxville
F24	22/- at Vanderbilt	W, 78-70	Nashville
F27	-/- at South Carolina	W, 68-67*	Columbia
M3	-/- LSU	W, 78-71	Knoxville

Southeastern Conference Tournament
 M8 -/- Auburn W, 73-66 Nashville
 M9 -/14 Ole Miss L, 73-86 Nashville

NCAA Tournament
 M16 -/- Charlotte L, 63-70 Dayton
*1-Jimmy V Classic
 2-Rainbow Classic*

2001-02 15-16 / 7-9 (4th SEC East)

Coach: Buzz Peterson
Captain: Game Captains

AP Rank			
UT/Opp	Opponent	Result	Site
N16	-/- Tennessee Tech	W, 72-63	Knoxville
N21	-/- 1-Marquette	L, 74-85	Anchorage
N23	-/- 1st Alaska Anchorage	W, 74-54	Anchorage
N24	-/- 1-St. John's	L, 55-69	Anchorage
N29	-/- Appalachian State	W, 97-66	Knoxville
D6	-/- at SMU	W, 79-62	Dallas
D15	-/- at Memphis	L, 69-71	Memphis
D17	-/- Radford	W, 72-66	Knoxville
D20	-/- at Louisville	L, 72-73	Louisville
D22	-/- West Virginia	L, 72-74	Knoxville
D29	-/- at Wisconsin	L, 62-65	Madison
J6	-/- Ole Miss	W, 82-76	Knoxville
J9	-/3 Florida	L, 100-104*	Knoxville
J12	-/- at Georgia	L, 70-73	Athens
J16	-/- at Mississippi St.	L, 91-92*	Starkville
J19	-/8 Syracuse	W, 66-62	Knoxville
J21	-/- Middle Tenn. St.	W, 74-56	Knoxville
J23	-/- South Carolina	L, 60-94	Knoxville
J27	-/- Auburn	W, 82-59	Knoxville
J30	-/- at LSU	W, 61-58	Baton Rouge
F2	-/- at Vanderbilt	W, 67-65	Nashville
F6	-/7 Kentucky	W, 76-74*	Knoxville
F9	-/- at South Carolina	L, 54-72	Columbia
F13	-/- Arkansas	W, 64-53	Knoxville
F16	-/7 at Alabama	L, 82-95	Tuscaloosa
F19	-/12 at Kentucky	L, 61-64	Lexington

F23 -/- Vanderbilt L, 62-67 Knoxville
 F26 -/8 at Florida L, 62-68 Gainesville
 M2 -/16 Georgia W, 71-63* Knoxville

Southeastern Conference Tournament
 M7 -/- Arkansas W, 68-61 Atlanta
 M8 -/8 Alabama L, 72-91 Atlanta
1-Great Alaska Shootout

2002-03 17-12 / 9-7 (4th SEC East)

Coach: Buzz Peterson
Captains: Ron Slay, Jon Higgins

AP Rank			
UT/Opp	Opponent	Result	Site
N22	-/- Gardner-Webb	W, 71-69	Knoxville
N25	-/- VMI	W, 88-56	Knoxville
D4	-/- at Texas A&M	L, 66-83	College Station
D15	-/- 1-Georgia Tech	W, 70-69	Atlanta
D17	-/- Charleston Southern	W, 63-49	Knoxville
D21	-/- at West Virginia	L, 62-65	Morgantown
D23	-/- Western Carolina	W, 79-61	Knoxville
D30	-/- UT Martin	W, 77-50	Knoxville
J4	-/- New Mexico	W, 71-64	Knoxville
J8	-/18 Kentucky	L, 71-74	Knoxville
J11	-/- at Ole Miss	W, 66-64	Oxford
J15	-/6 at Florida	L, 64-77	Gainesville
J18	-/- Vanderbilt	W, 71-66	Knoxville
J22	-/19 at Georgia	L, 76-81*	Athens
J25	-/9 Louisville	L, 69-72	Knoxville
J29	-/- South Carolina	W, 60-56	Knoxville
F1	-/- at Auburn	W, 60-57	Auburn
F5	-/- Massachusetts	W, 71-45	Knoxville
F8	-/17 Georgia	W, 78-72	Knoxville
F12	-/- at Arkansas	W, 70-62	Fayetteville
F15	-/4 Florida	W, 66-59	Knoxville
F19	-/- at South Carolina	L, 63-77	Columbia
F22	-/- Alabama	L, 71-76	Knoxville
F26	-/2 at Kentucky	L, 68-80	Lexington
M1	-/- LSU	L, 67-88	Knoxville
M5	-/23 Mississippi State	W, 59-49	Knoxville
M8	-/- at Vanderbilt	W, 70-65	Nashville

Southeastern Conference Tournament
 M14 -/- Auburn L, 53-66 New Orleans

National Invitation Tournament
 M18 -/- Georgetown L, 60-70 Knoxville
1-Check-til-A Peach Bowl Classic For Kids

2003-04 15-14 / 7-9 (5th SEC East)

Coach: Buzz Peterson
Captains: Brandon Crump, C.J. Watson

AP Rank			
UT/Opp	Opponent	Result	Site
N21	-/- Wofford	W, 81-70	Knoxville
N28	-/- Tennessee State	W, 81-56	Knoxville
D2	-/- Texas A&M	W, 108-84	Knoxville
D13	-/- at Nebraska	L, 62-77	Lincoln
D17	-/- The Citadel	W, 99-49	Knoxville
D20	-/- Georgia State	W, 87-71	Knoxville
D22	-/- Tennessee Tech	W, 79-61	Knoxville
D30	-/- UNC Asheville	W, 80-67	Knoxville
J3	-/- at UMass	W, 74-66	Amherst
J7	-/- Georgia	W, 89-65	Knoxville
J10	-/14 at Florida	L, 57-95	Gainesville
J14	-/23 Vanderbilt	W, 76-66	Knoxville
J17	-/- at South Carolina	L, 64-85	Columbia
J20	-/9 Kentucky	L, 68-69*	Knoxville
J25	-/5 Louisville	L, 62-65	Knoxville
J28	-/11 at Mississippi St.	L, 60-82	Starkville
F31	-/22 Florida	W, 65-63	Knoxville
J4	-/- at LSU	L, 67-84	Baton Rouge
F7	-/15 Georgia Tech	L, 62-77	Knoxville
F11	-/- Arkansas	W, 69-65	Knoxville
F14	-/- at Alabama	L, 70-83	Tuscaloosa
F18	-/- Ole Miss	W, 83-66	Knoxville
F21	-/- at Georgia	L, 60-71	Athens
F25	-/9 at Kentucky	L, 60-92	Lexington
F28	-/- Auburn	W, 75-69	Knoxville
M3	-/- at Vanderbilt	L, 58-61	Nashville
M6	-/- South Carolina	W, 63-56	Knoxville

Southeastern Conference Tournament
 M11 -/- Alabama L, 49-84 Atlanta

National Invitation Tournament
 M17 -/- at George Mason L, 55-58 Fairfax

2004-05 14-17 / 6-10 (5th SEC East)

Coach: Buzz Peterson
Captains: Brandon Crump, Scooter McFadgon, C.J. Watson

AP Rank			
UT/Opp	Opponent	Result	Site
N22	-/- 1-Stanford	W, 69-57	Lahaina, Maui
N23	-/11 1-North Carolina	L, 81-94	Lahaina, Maui
N24	-/15 1-Texas	L, 70-95	Lahaina, Maui
N29	-/- Wofford	W, 73-67	Knoxville
D5	-/- UT-Chattanooga	L, 68-69	Knoxville
D11	-/- Xavier	W, 71-69	Knoxville
D14	-/- Alabama State	W, 71-45	Knoxville
D18	-/- at New Mexico	L, 58-77	Albuquerque
D20	-/- Belmont	W, 77-68	Knoxville
D23	-/- Campbell	W, 90-49	Knoxville
D30	-/- Nebraska	L, 61-62	Knoxville
J2	-/- Coastal Carolina	W, 83-51	Knoxville
J5	-/- at Georgia	W, 72-65	Athens
J8	-/- Vanderbilt	L, 63-88	Knoxville
J12	-/11 Mississippi State	W, 64-63	Knoxville
J15	-/- at South Carolina	L, 63-66	Columbia
J19	-/- at Florida	W, 83-76*	Gainesville
J22	-/14 at Louisville	L, 62-85	Louisville
J25	-/7 Kentucky	L, 62-84	Knoxville
J29	-/- at Auburn	L, 59-62	Auburn
F2	-/- at Vanderbilt	L, 62-67	Nashville
F5	-/- LSU	W, 77-55	Knoxville
F9	-/17 Alabama	L, 54-72	Knoxville
F12	-/- Florida	L, 73-84	Knoxville
F19	-/- at Ole Miss	L, 58-60	Oxford
F23	-/- South Carolina	W, 80-72	Knoxville
F26	-/- at Arkansas	L, 68-70	Fayetteville
M2	-/3 at Kentucky	L, 61-73	Lexington
M5	-/- Georgia	W, 78-68	Knoxville

Southeastern Conference Tournament
 M10 -/- Arkansas W, 65-46 Atlanta
 M11 -/4 Kentucky L, 62-76 Atlanta
1-EA SPORTS Maui Invitational

2005-06 22-8 / 12-4 (1st SEC East)

Coach: Bruce Pearl
Captains: Stanley Assumnu, C.J. Watson, Major Wingate

Final Ranking: 18th Associated Press / 20th ESPN/
 USA Today

AP Rank			
UT/Opp	Opponent	Result	Site
N18	-/- East Tenn. State	W, 106-83	Knoxville
N22	-/- Louisiana-Lafayette	W, 83-76	Knoxville
N25	-/- Eastern Kentucky	W, 92-58	Knoxville
N30	-/- vs. Murray State	W, 64-53	Nashville
D6	-/- Appalachian State	W, 89-81	Knoxville
D17	-/6 at Texas	W, 95-78	Austin
D22	23/- 1-Oklahoma State	L, 73-89	Oklahoma City
D27	-/- Alabama A&M	W, 93-68	Knoxville
D29	-/- Lipscomb	W, 69-58	Knoxville
J4	-/- South Alabama	W, 87-69	Knoxville
J8	-/- at South Carolina	W, 76-69	Columbia
J11	-/- Georgia	W, 89-76	Knoxville
J14	-/- at LSU	L, 74-88	Baton Rouge
J18	-/4 at Memphis	L, 79-88	Memphis
J21	-/2 Florida	W, 80-76	Knoxville
J25	19/- at Mississippi St.	W, 88-65	Starkville
J28	19/- South Carolina	W, 81-65	Knoxville
F1	13/- Vanderbilt	W, 69-62	Knoxville
F4	13/- Ole Miss	W, 86-72	Knoxville
F7	11/- at Kentucky	W, 75-67	Lexington
F11	11/- at Georgia	W, 83-78	Athens
F15	8/- Auburn	W, 105-89	Knoxville
F18	8/- at Alabama	L, 79-92	Tuscaloosa
F22	10/12 at Florida	W, 76-72	Gainesville
F25	10/- Arkansas	L, 69-73	Knoxville
M1	11/- Kentucky	L, 78-80	Knoxville
M4	11/- at Vanderbilt	W, 68-59	Nashville

Southeastern Conference Tournament
 M10 14/- South Carolina L, 71-79 Nashville

NCAA Tournament
 M16 18/- Winthrop W, 63-61 Greensboro
 M18 18/- Wichita State L, 73-60 Greensboro
1-All-College Classic

YEAR-BY-YEAR RESULTS

2006-07 24-11 / 10-6 (T-2nd SEC East)

Coach: Bruce Pearl

Captains: Dane Bradshaw, Chris Lofton

Preseason Ranking: 25th Associated Press / 24th ESPN/USA Today

Final Ranking: 25th Associated Press / 18th ESPN/USA Today

AP Rank			
UT/Opp	Opponent	Result	Site
N10	-/ Middle Tennessee	W, 83-52	Knoxville
N13	24/- 1-Fordham	W, 78-71	Nashville
N14	24/- 1-UNC Wilmington	W, 87-75	Nashville
N19	24/- Coppin State	W, 99-65	Knoxville
N22	22/- 1-Butler	L, 44-56	New York City
N24	22/2 1-North Carolina	L, 87-101	New York City
N27	-/ at La-Lafayette	W, 77-67	Lafayette
D1	-/ Murray State	W, 89-64	Knoxville
D6	-/16 Memphis	W, 76-58	Knoxville
D16	-/ Western Kentucky	W, 93-79	Knoxville
D18	-/15 vs. Oklahoma St.	W, 79-77	Nashville
D23	-/ Texas	W, 111-105*	Knoxville
D28	21/- Tennessee Tech	W, 101-77	Knoxville
D30	21/- East Tenn. State	W, 93-88	Knoxville
J7	19/- Mississippi State	W, 92-84	Knoxville
J10	16/- at Vanderbilt	L, 81-82	Nashville
J13	16/5 at Ohio State	L, 66-68	Columbus
J17	22/- at Auburn	L, 80-83	Auburn
J20	22/- South Carolina	W, 64-61	Knoxville
J24	-/ at Ole Miss	L, 69-83	Oxford
J28	-/ at Kentucky	L, 57-76	Lexington
J31	-/ Georgia	W, 82-71	Knoxville
F3	-/1 at Florida	L, 78-94	Gainesville
F6	-/ LSU	W, 70-67	Knoxville
F10	-/23 Vanderbilt	W, 84-57	Knoxville
F13	-/20 Kentucky	W, 89-85	Knoxville
F17	-/ at South Carolina	L, 64-81	Columbia
F21	-/25 Alabama	W, 69-66*	Knoxville
F24	-/ at Arkansas	W, 83-72	Fayetteville
F27	-/5 Florida	W, 86-76	Knoxville
M3	-/ at Georgia	W, 71-65	Athens

Southeastern Conference Tournament

M8	22/- LSU	L, 67-76*	Atlanta
----	----------	-----------	---------

NCAA Tournament

M16	25/- Long Beach State	W, 121-86	Columbus
M18	25/- Virginia	W, 77-74	Columbus
M22	25/1 Ohio State	L, 84-85	San Antonio

1-Dick's Sporting Goods NIT Season Tip-Off

2007-08 31-5 / 14-2 (1st SEC East)

Coach: Bruce Pearl

Captains: Jordan Howell, Chris Lofton, JaJuan Smith

Preseason Ranking: 7th Associated Press / 7th ESPN/USA Today

Final Ranking: 5th Associated Press / 7th ESPN/USA Today

AP Rank			
UT/Opp	Opponent	Result	Site
N9	7/- Temple	W, 80-63	Knoxville
N14	7/- 1-Ark-Monticello	W, 101-44	Knoxville
N16	7/- 1-Prairie View A&M	W, 89-75	Knoxville
N20	7/- Middle Tenn.	W, 109-40	Knoxville
N23	7/- 1-West Virginia	W, 74-72	Newark, N.J.
N24	7/15 1-Texas	L, 78-97	Newark, N.J.
N27	11/- North Carolina A&T	W, 93-59	Knoxville
N30	11/- La.-Lafayette	W, 98-70	Knoxville
D4	10/- at UT-Chattanooga	W, 76-70	Chattanooga
D15	12/- 2-Western Kentucky	W, 88-82	Nashville
D19	12/- UNC Asheville	W, 86-73	Knoxville
D22	12/- at Xavier	W, 82-75	Cincinnati
D29	11/- 3-Gonzaga	W, 82-72	Seattle
J9	8/16 Ole Miss	W, 85-83	Knoxville
J12	8/- at South Carolina	W, 80-56	Columbia
J17	6/16 Vanderbilt	W, 80-60	Knoxville
J19	6/- Ohio State	W, 74-69	Knoxville
J22	3/- at Kentucky	L, 66-72	Lexington
J26	3/- Georgia	W, 85-69	Knoxville
J29	7/- at Alabama	W, 93-86	Tuscaloosa
F2	7/- at Mississippi St.	W, 76-71	Starkville
F5	7/- Florida	W, 104-82	Knoxville
F9	7/- at LSU	W, 47-45	Baton Rouge
F13	4/- Arkansas	W, 93-71	Knoxville
F16	4/- at Georgia	W, 74-71	Athens
F20	2/- Auburn	W, 89-70	Knoxville
F23	2/1 at Memphis	W, 66-62	Memphis
F26	1/18 at Vanderbilt	L, 69-72	Nashville

M2	1/- Kentucky	W, 63-60	Knoxville
M5	4/- at Florida	W, 89-86	Gainesville
M9	4/- South Carolina	W, 89-56	Knoxville

Southeastern Conference Tournament

M14	4/- South Carolina	W, 89-87	Atlanta
M15	4/- Arkansas	L, 91-92	Atlanta

NCAA Tournament

M21	5/- American	W, 72-57	Birmingham
M23	5/11 Butler	W, 76-71*	Birmingham
M27	5/13 Louisville	L, 60-79	Charlotte

1-Legends Classic
2-Sun Belt Classic
3-C Comcast Battle in Seattle

2008-09 21-13 / 10-6 (T-1st SEC East)

Coach: Bruce Pearl

Captains: Wayne Chism, Tyler Smith

Preseason Ranking: 14th Associated Press / 13th ESPN/USA Today

AP Rank			
Date/UT/Opp	Opponent	Result	Site
N15	14/- Chattanooga	W, 114-75	Knoxville
N18	14/- UT Martin	W, 91-64	Knoxville
N21	14/- at Middle Tenn.	W, 76-66	Murfreesboro
N27	12/- 1-vs. Siena	W, 78-64	Orlando
N28	12/21 1-Georgetown	W, 90-78	Orlando
N30	12/9 1-Gonzaga	L, 74-83	Orlando
D3	10/- UNC Asheville	W, 87-69	Knoxville
D13	8/- at Temple	L, 72-88	Philadelphia
D16	16/24 2-vs. Marquette	W, 80-68	Nashville
D20	16/- Belmont	W, 79-77	Knoxville
D29	14/- Louisiana	W, 89-62	Knoxville
J3	14/- at Kansas	L, 85-92	Lawrence
J7	15/- Gonzaga	L, 79-89*	Knoxville
J10	15/- at Georgia	W, 86-77	Athens
J13	24/- Kentucky	L, 72-90	Knoxville
J17	24/- South Carolina	W, 82-79	Knoxville
J20	-/ at Vanderbilt	W, 76-63	Nashville
J24	-/22 Memphis	L, 52-54	Knoxville
J28	-/ LSU	L, 73-79	Knoxville
J31	-/ Florida	W, 79-63	Knoxville
F4	-/ at Arkansas	W, 74-72	Fayetteville
F7	-/ at Auburn	L, 77-78	Auburn
F11	-/ Georgia	W, 79-48	Knoxville
F14	-/ Vanderbilt	W, 69-50	Knoxville
F18	-/ at Ole Miss	L, 65-81	Oxford
F21	-/ at Kentucky	L, 58-77	Lexington
F25	-/ Mississippi State	W, 81-76	Knoxville
M1	-/ at Florida	W, 79-75	Gainesville
M5	-/ at South Carolina	W, 86-70	Columbia
M8	-/ Alabama	L, 67-70	Knoxville

Southeastern Conference Tournament

M13	-/ Alabama	W, 86-62	Tampa
M14	-/ Auburn	W, 94-85	Tampa
M15	-/ Mississippi State	L, 61-64	Tampa

NCAA Tournament

M20	-/ Oklahoma State	L, 75-77	Dayton
-----	-------------------	----------	--------

1-Old Spice Classic
2-SEC/Big East Invitational

2009-10 28-9 / 11-5 (3rd SEC East)

Coach: Bruce Pearl

Captains: Wayne Chism, J.P. Prince

Preseason Ranking: 10th Associated Press / 11th ESPN/USA Today

Final Ranking: 15th Associated Press / 9th ESPN/USA Today

AP Rank			
UT/Opp	Opponent	Result	Site
M13	10/- Austin Peay	W, 83-54	Knoxville
N17	10/- UNC Asheville	W, 124-49	Knoxville
N20	10/- 1-vs. East Carolina	W, 105-66	St. Thomas
N22	10/- 1-vs. DePaul	W, 57-53	St. Thomas
N23	9/6 1-vs. Purdue	L, 72-73	St. Thomas
N27	9/- Coll. of Charleston	W, 86-69	Knoxville
D2	11/- ETSU	W, 78-66	Knoxville
D11	9/- 2-at Middle Tenn.	W, 75-54	Nashville
D15	9/- Wyoming	W, 77-58	Knoxville
D19	9/- at Southern Calif.	L, 55-77	Los Angeles
D23	16/- North Carolina A&T	W, 99-78	Knoxville
D31	14/- at Memphis	W, 66-59	Memphis
J6	16/- Charlotte	W, 88-71	Knoxville
J10	16/1 Kansas	W, 76-68	Knoxville
J14	9/- Auburn	W, 81-55	Knoxville

J16	6/21 Ole Miss	W, 71-69*	Knoxville
J19	8/- at Alabama	W, 63-56	Tuscaloosa
J23	8/- at Georgia	L, 63-78	Athens
J27	14/21 Vanderbilt	L, 76-85	Knoxville
J31	14/- Florida	W, 61-60	Knoxville
F4	14/- at LSU	W, 59-54	Baton Rouge
F6	14/- South Carolina	W, 79-53	Knoxville
F9	12/22 at Vanderbilt	L, 71-90	Nashville
F13	12/3 at Kentucky	L, 62-73	Lexington
F17	20/- Georgia	W, 69-60	Knoxville
F20	20/- at South Carolina	W, 63-55	Columbia
F23	19/- at Florida	L, 62-75	Gainesville
F27	19/2 Kentucky	W, 74-65	Knoxville
M3	16/- Arkansas	W, 80-73	Knoxville
M6	16/- at Mississippi St.	W, 75-59	Starkville

Southeastern Conference Tournament

M11	15/- LSU	W, 59-49	Nashville
M12	15/- Ole Miss	W, 76-65	Nashville
M13	15/2 Kentucky	L, 45-74	Nashville

NCAA Tournament

M18	15/- San Diego State	W, 62-59	Providence
M20	15/- Ohio	W, 83-68	Providence
M26	15/5 Ohio State	W, 76-73	St. Louis
M28	15/13 Michigan State	L, 69-70	St. Louis

1-U.S. Virgin Islands Paradise Jam
2-Sun Belt Classic

2010-11 19-15 / 8-8 (5th SEC East)

Coach: Bruce Pearl

Captains: Game captains

Preseason Ranking: 23rd Associated Press / 20th ESPN/USA Today

AP Rank			
UT/Opp	Opponent	Result	Site
N12	23/- Chattanooga	W, 82-62	Knoxville
N16	24/- 1-Belmont	W, 85-76	Knoxville
N17	24/- 1-Missouri State	W, 60-56	Knoxville
N24	24/- 1-vs. VCU	W, 77-72	New York City
N26	24/7 1-vs. Villanova	W, 78-68	New York City
N30	13/- Middle Tennessee	W, 86-56	Knoxville
D11	11/3 2-vs. Pittsburgh	W, 82-76	Pittsburgh
D14	7/- Oakland	L, 83-89	Knoxville
D17	7/- at Charlotte	L, 48-49	Charlotte
D21	19/- Southern Calif.	L, 64-65	Knoxville
D23	19/- Belmont	W, 66-65	Knoxville
D29	-/ UT Martin	W, 68-62	Knoxville
D31	-/ Coll. of Charleston	L, 78-91	Knoxville
J5	-/21 Memphis	W, 104-84	Knoxville
J8	-/ at Arkansas	L, 65-68	Fayetteville
J11	-/ Florida	L, 75-81*	Knoxville
J15	-/ Vanderbilt	W, 67-64	Knoxville
J18	-/ at Georgia	W, 59-57	Athens
J22	-/8 at Connecticut	L, 61-72	Hartford
J26	-/ LSU	W, 75-53	Knoxville
J29	-/ at Ole Miss	W, 74-57	Oxford
F3	-/ at Auburn	W, 69-56	Auburn
F5	-/ Alabama	L, 60-65*	Knoxville
F8	-/18 at Kentucky	L, 61-73	Lexington
F12	-/17 at Florida	L, 60-61	Gainesville
F16	-/ South Carolina	W, 73-67	Knoxville
F19	-/ Georgia	L, 63-69	Knoxville
F22	-/18 at Vanderbilt	W, 60-51	Nashville
F26	-/ Mississippi State	L, 69-70	Knoxville
M3	-/ at South Carolina	W, 73-69	Columbia
M6	-/20 Kentucky	L, 58-64	Knoxville

Southeastern Conference Tournament

M10	-/ Arkansas	W, 74-68	Atlanta
M11	-/12 Florida	L, 74-85	Atlanta

NCAA Tournament

M18	-/ Michigan	L, 45-75	Charlotte
-----	-------------	----------	-----------

1-NIT Season Tip-Off
2-SEC/Big East Invitational

*-SEC Commissioner Mike Slive suspended head coach Bruce Pearl for the first eight SEC games of the 2010-11 season, so associate head coach Tony Jones served as "acting head coach" for those contests. The Vols went 5-3 during that span. However, those wins and losses were officially credited to Pearl's career record in the NCAA, SEC and UT records books (institutional decision made in advance of the affected games).

2011-12 19-15 / 10-6 (T-2nd SEC)

Coach: Cuonzo Martin
Captains: Game captains

AP Rank	UT/Opp	Opponent	Result	Site
N11	-/-	UNC Greensboro	W, 92-63	Knoxville
N16	-/-	Louisiana-Monroe	W, 85-62	Knoxville
N21	-/6	1-vs. Duke	L, 67-77	Maui
N22	-/8	1-vs. Memphis	L, 97-99**	Maui
N23	-/8	1-vs. Chaminade	W, 86-60	Maui
N28	-/-	at Oakland	L, 81-89	Oakland
D3	/17	2-Pittsburgh	L, 56-61	Knoxville
D10	-/-	Austin Peay	L, 70-74	Knoxville
D14	-/-	at Coll. of Charleston	L, 65-71	Charleston
D20	-/-	UNC Asheville	W, 72-68	Knoxville
D23	-/-	ETSU	W, 66-63	Knoxville
D29	-/-	The Citadel	W, 86-55	Knoxville
J2	-/-	Chattanooga	W, 76-63	Knoxville
J4	-/-	at Memphis	L, 51-69	Memphis
J7	-/13	Florida	W, 67-56	Knoxville
J12	-/20	at Mississippi St.	L, 58-62	Starkville
J14	-/2	Kentucky	L, 62-65	Knoxville
J18	-/-	at Georgia	L, 53-57*	Athens
J21	-/13	Connecticut	W, 60-57	Knoxville
J24	-/-	at Vanderbilt	L, 47-65	Nashville
J28	-/-	Auburn	W, 64-49	Knoxville
J31	-/1	at Kentucky	L, 44-69	Lexington
F4	-/-	Georgia	W, 73-62	Knoxville
F8	-/-	South Carolina	W, 69-57	Knoxville
F11	-/8	at Florida	W, 75-70	Gainesville
F15	-/-	Arkansas	W, 77-58	Knoxville
F18	-/-	at Alabama	L, 50-62	Tuscaloosa
F22	-/-	Ole Miss	W, 73-60	Knoxville
F25	-/-	at South Carolina	W, 73-64	Columbia
F29	-/-	at LSU	W, 74-69*	Baton Rouge
M3	-/-	Vanderbilt	W, 68-61	Knoxville

Southeastern Conference Tournament

M9	-/-	vs. Ole Miss	L, 72-77*	New Orleans
----	-----	--------------	-----------	-------------

National Invitation Tournament

M19	-/-	Savannah State	W, 65-51	Knoxville
M13	-/-	Middle Tennessee	L, 64-71	Knoxville

1-EA SPORTS Maui Invitational
2-Big East/SEC Challenge

2012-13 20-13 / 11-7 (5th SEC)

Coach: Cuonzo Martin
Captains: Game captains

AP Rank	UT/Opp	Opponent	Result	Site
N9	-/-	Kennesaw State	W, 76-67	Knoxville
N15	-/-	1-vs. UNC Asheville	W, 75-68	Bayamon, P.R.
N16	-/-	1-vs. Oklahoma State	L, 45-62	Bayamon, P.R.
N18	-/-	1-vs. UMass	W, 83-69	Bayamon, P.R.
N26	-/-	Oakland	W, 77-50	Knoxville
N30	-/20	2-at Georgetown	L, 36-37	Washington, D.C.
D5	-/-	at Virginia	L, 38-46	Charlottesville
D13	-/23	Wichita State	W, 69-60	Knoxville
D18	-/-	Presbyterian	W, 78-62	Knoxville
D21	-/-	Western Carolina	W, 66-52	Knoxville
D29	-/-	Xavier	W, 51-47	Knoxville
J4	-/-	Memphis	L, 80-85	Knoxville
J9	-/-	Ole Miss	L, 74-92	Knoxville
J12	-/-	at Alabama	L, 65-68	Tuscaloosa
J15	-/-	at Kentucky	L, 65-75	Lexington
J19	-/-	Mississippi State	W, 72-57	Knoxville
J24	-/23	at Ole Miss	L, 56-62	Oxford
J26	-/-	Alabama	W, 54-53	Knoxville
J29	-/-	Vanderbilt	W, 58-57	Knoxville
F2	-/-	at Arkansas	L, 60-73	Fayetteville
F6	-/-	Georgia	L, 62-68	Knoxville
F10	-/-	at South Carolina	W, 66-61	Columbia
F13	-/-	at Vanderbilt	W, 58-46	Nashville
F16	-/25	Kentucky	W, 88-58	Knoxville
F19	-/-	LSU	W, 82-72	Knoxville
F23	-/-	at Texas A&M	W, 93-85***	College Station
F26	-/8	Florida	W, 64-58	Knoxville
M2	-/-	at Georgia	L, 68-78	Athens
M6	-/-	at Auburn	W, 82-75	Auburn
M9	-/-	Missouri	W, 64-62	Knoxville

Southeastern Conference Tournament

M14	-/-	vs. Mississippi State	W, 69-53	Nashville
M15	-/-	vs. Alabama	L, 48-58	Nashville

National Invitation Tournament

M20	-/-	Mercer	L, 67-75	Knoxville
-----	-----	--------	----------	-----------

1-Puerto Rico Tip-Off
2-SEC/Big East Challenge

2013-14 24-13 / 11-7 (4th SEC)

Coach: Cuonzo Martin
Captains: Game captains

Final Ranking: NR AP / 23rd USA Today/Coaches	AP Rank	UT/Opp	Opponent	Result	Site
N12	-/-	at Xavier	L, 63-67	Cincinnati	
N16	-/-	USC Upstate	W, 74-65	Knoxville	
N18	-/-	The Citadel	W, 86-60	Knoxville	
N22	-/-	Tennessee State	W, 88-67	Knoxville	
N28	-/-	1-vs. UTEP	L, 70-78	Paradise Island	
N29	-/-	1-vs. Xavier	W, 64-49	Paradise Island	
N30	-/-	1-vs. Wake Forest	W, 82-63	Paradise Island	
D7	-/-	Tennessee Tech	W, 84-63	Knoxville	
D14	-/12	at Wichita State	L, 61-70	Wichita	
D18	-/-	NC State	L, 58-65	Knoxville	
D23	-/-	Morehead State	W, 82-67	Knoxville	
D30	-/-	Virginia	W, 87-52	Knoxville	
J4	-/-	Tusculum College	W, 98-51	Knoxville	
J7	-/-	at LSU	W, 68-50	Baton Rouge	
J11	-/-	Texas A&M	L, 56-57	Knoxville	
J15	-/-	Auburn	W, 78-67	Knoxville	
J18	-/13	at Kentucky	L, 66-74	Lexington	
J22	-/-	Arkansas	W, 81-74	Knoxville	
J25	-/6	at Florida	L, 41-67	Gainesville	
J29	-/-	Ole Miss	W, 86-70	Knoxville	
F1	-/-	at Alabama	W, 76-59	Tuscaloosa	
F5	-/-	at Vanderbilt	L, 60-64	Nashville	
F8	-/-	South Carolina	W, 72-53	Knoxville	
F11	-/3	Florida	L, 58-67	Knoxville	
F15	-/-	at Missouri	L, 70-75	Columbia	
F18	-/-	Georgia	W, 67-48	Knoxville	
F22	-/-	at Texas A&M*	L, 65-68	College Station	
F26	-/-	at Mississippi St.	W, 75-68	Starkville	
M1	-/-	Vanderbilt	W, 76-38	Knoxville	
M5	-/-	at Auburn	W, 82-54	Auburn	
M8	-/-	Missouri	W, 72-45	Knoxville	

Southeastern Conference Tournament

M14	-/-	vs. South Carolina	W, 59-44	Atlanta
M15	-/1	vs. Florida	L, 49-56	Atlanta

NCAA Tournament

M19	-/8	vs. Iowa	W, 78-65	Dayton
M21	-/-	vs. UMass	W, 86-67	Raleigh
M23	-/-	vs. Mercer	W, 83-63	Raleigh
M28	-/8	vs. Michigan	L, 71-73	Indianapolis

OVERTIME RESULTS

Date	Opponent	Result	Site
1/31/30	Kentucky	W, 29-24*	Knoxville
1/31/31	Kentucky	L, 32-36*	Knoxville
1/16/37	at Alabama	W, 36-31**	Tuscaloosa
1/13/39	at Alabama	L, 37-39**	Tuscaloosa
2/10/39	Alabama	L, 37-42**	Knoxville
2/18/39	Kentucky	L, 34-36**	Knoxville
3/1/40	Kentucky	L, 29-30**	Knoxville
2/5/49	Georgia Tech	L, 71-72*	Knoxville
1/7/52	Tulane	L, 65-71*	Knoxville
2/9/57	at Miss. State	L, 90-97**	Starkville
1/25/64	vs. Duke	L, 65-67**	Greensboro
1/15/66	at Miss. State	L, 74-75**	Starkville
1/23/67	at Kentucky	W, 52-50**	Lexington
3/6/67	at Miss. State	W, 78-76**	Starkville
1/5/70	Ole Miss	L, 57-59**	Knoxville
2/2/70	at Vanderbilt	W, 77-72**	Nashville
1/10/76	at Kentucky	W, 90-88*	Lexington
2/16/76	at Auburn	L, 72-73*	Auburn
2/28/76	at Alabama	L, 90-93*	Tuscaloosa
1/12/77	at Kentucky	W, 71-67*	Lexington
3/13/77	Syracuse	L, 88-93*	Baton Rouge
2/5/79	at Miss. State	L, 84-90**	Starkville
2/10/79	Georgia	W, 87-81**	Knoxville
3/3/79	Kentucky	W, 75-69*	Birmingham
12/19/79	Alabama	W, 79-78**	Knoxville
1/3/81	at Alabama	W, 70-69*	Tuscaloosa
2/25/81	at Georgia	L, 75-76*	Athens
3/15/81	VCU	W, 58-56*	Charlotte
1/16/82	Vanderbilt	W, 71-69*	Knoxville
1/30/82	at Alabama	L, 72-77*	Tuscaloosa
2/3/82	Ole Miss	L, 53-55*	Knoxville
1/8/83	at Ole Miss	L, 55-56*	Oxford
1/15/83	Miss. State	L, 74-75*	Knoxville
3/11/83	LSU	W, 74-71*	Birmingham

Date	Opponent	Result	Site
1/14/84	at Miss. State	L, 56-63*	Starkville
2/16/84	at LSU	L, 59-61*	Baton Rouge
2/18/84	at Florida	W, 75-74**	Gainesville
3/8/84	Florida	W, 80-74*	Nashville
1/30/85	at Georgia	W, 80-79**	Athens
12/27/85	SW Louisiana	L, 78-79**	New Orleans
1/2/86	Florida	L, 75-77*	Knoxville
12/27/86	Southern Cal	L, 76-81*	Knoxville
12/30/86	Florida State	L, 90-91*	Orlando
1/31/87	Ole Miss	L, 70-73*	Knoxville
2/4/87	Vanderbilt	W, 79-69*	Knoxville
2/11/87	at Kentucky	L, 84-91*	Lexington
12/19/87	Florida State	W, 81-78*	Knoxville
1/6/88	Ole Miss	W, 77-68*	Knoxville
12/5/88	VMI	W, 84-82**	Knoxville
12/17/88	South Carolina	L, 81-83*	Knoxville
1/25/89	at Alabama	L, 85-87*	Tuscaloosa
12/5/89	New Mexico	W, 96-85*	Knoxville
12/10/89	Oregon State	L, 90-96*	Knoxville
2/7/90	at Miss. State	W, 84-83*	Starkville
2/10/93	at S. Carolina	L, 107-111**	Columbia
3/2/93	at Vanderbilt	L, 82-90**	Nashville
2/7/94	NC State	L, 70-72*	Knoxville
12/7/96	at Penn State	L, 41-42*	State College
3/12/98	Illinois State	L, 81-82*	Sacramento
12/19/98	at South Fla.	W, 75-68*	Tampa
1/18/00	at Florida	W, 81-79**	Gainesville
2/12/00	Florida	W, 76-73*	Knoxville
1/6/01	at Auburn	W, 96-88**	Auburn
1/27/01	at Georgia	L, 75-77**	Athens
2/7/01	at Arkansas	L, 77-82*	Fayetteville
2/27/01	at S. Carolina	W, 68-67*	Columbia
1/9/02	Florida	L, 100-104*	Knoxville
1/16/02	at Miss. State	L, 91-92*	Starkville

Date	Opponent	Result	Site
2/6/02	Kentucky	W, 76-74*	Knoxville
3/2/02	Georgia	W, 71-63*	Knoxville
1/22/03	Georgia	L, 76-81*	Athens
1/20/04	Kentucky	L, 68-69*	Knoxville
1/19/05	at Florida	W, 83-76*	Gainesville
12/23/06	Texas	W, 111-105*	Knoxville
2/21/07	Alabama	W, 69-66*	Knoxville
3/8/07	vs. LSU	L, 67-67*	Atlanta
3/23/08	vs. Butler	W, 76-71*	Birmingham
1/7/09	Gonzaga	L, 79-89*	Knoxville
1/16/10	Ole Miss	W, 71-69*	Knoxville
1/11/11	Florida	L, 75-81*	Knoxville
2/5/11	Alabama	L, 60-65*	Knoxville
11/22/11	vs. Memphis	L, 97-99**	Lahaina, Maui
1/18/12	at Georgia	L, 53-57*	Athens
2/29/12	at LSU	W, 74-69*	Baton Rouge
3/9/12	vs. Ole Miss	L, 72-77*	New Orleans
2/23/13	at Texas A&M	W, 93-85***	College Station
2/22/14	at Texas A&M	L, 65-68*	College Station
3/19/14	vs. Iowa	W, 78-65*	Dayton

Overall Record: 38-50
Single Overtime Record: 26-37
Double Overtime Record: 8-14
Triple Overtime Record: 3-0
Four Overtime Record: 1-0

* Single Overtime
** Double Overtime
*** Triple Overtime
**** Four Overtimes

OUTLOOK

PLAYERS

STAFF

REVIEW

RESULTS

RECORDS

HONORS

POSTSEASON

VOLTMANAC

MEDIA INFO



IN THE POLLS

Rankings are listed as in the Associated Press poll at game time.

TENNESSEE'S RECORD WHEN RANKED...

Rank	Record	Last Game
1	1-1	L, 72-69 at Vanderbilt (2/26/08)
2	3-1	W, 66-62 at Memphis (2/23/08)
3	1-2	W, 85-69 vs. Georgia (1/26/08)
4	13-5	L, 92-91 vs. Arkansas (3/15/08)
5	6-5	L, 79-60 vs. Louisville (3/27/08)
6	19-6	W, 74-69 vs. Ohio State (1/19/08)
7	13-9	L, 49-48 vs. Charlotte (12/17/10)
8	24-15	L, 78-63 at Georgia (1/23/10)
9	21-5	W, 71-69 vs. Ole Miss (1/16/10)
10	14-8	W, 57-53 vs. DePaul (11/22/09)
11	34-6	W, 83-76 vs. Pittsburgh (12/11/10)
12	13-8	L, 73-62 at Kentucky (2/13/10)
13	9-3	W, 86-56 vs. Middle Tennessee (11/30/10)
14	20-6	W, 73-59 vs. South Carolina (2/6/10)
15	12-12	L, 70-69 vs. Michigan State (3/28/10)
16	12-7	W, 75-59 at Mississippi State (3/6/10)
17	15-6	W, 86-47 vs. Long Island (11/26/99)
18	15-10	L, 80-73 vs. Wichita State (3/18/06)
19	12-6	W, 66-65 vs. Belmont (12/23/10)
20	15-9	W, 63-55 at South Carolina (2/20/10)
21	3-2	W, 93-88 vs. ETSU (12/30/06)
22	2-6	L, 76-67 (OT) vs. LSU (3/8/07)
23	1-1	W, 82-62 vs. Chattanooga (11/12/10)
24	8-1	W, 78-68 vs. Villanova (12/26/10)
25	3-1	L, 85-84 vs. Ohio State (3/22/07)

289-141 (.672)

TENNESSEE'S RECORD AGAINST TEAMS RANKED...

Rank	Record	Last Game
1	4-12	L, 49-56 vs. Florida (3/15/14)
2	8-18	L, 62-65 vs. Kentucky (1/14/12)
3	3-16	L, 58-67 vs. Florida (2/11/14)
4	5-11	L, 79-88 vs. Memphis (1/18/06)
5	4-14	W, 76-73 vs. Ohio State (3/26/10)
6	4-12	L, 41-67 at Florida (1/25/14)
7	5-17	W, 78-68 vs. Villanova (11/26/10)
8	8-14	L, 71-73 vs. Michigan (3/28/14)
9	5-16	L, 74-83 vs. Gonzaga (11/30/08)
10	4-7	L, 88-99 vs. Kentucky (3/7/92)
11	7-10	W, 76-71 (OT) vs. Butler (3/23/08)
12	5-8	L, 61-70 at Wichita State (12/14/13)
13	7-7	L, 66-74 at Kentucky (1/18/14)
14	1-11	L, 62-85 vs. Louisville (1/22/05)
15	1-5	L, 78-97 vs. Texas (11/24/07)
16	7-4	W, 80-60 vs. Vanderbilt (1/17/08)
17	3-11	L, 56-61 vs. Pittsburgh (12/3/11)
18	6-9	W, 60-51 vs. Vanderbilt (2/22/11)
19	1-5	L, 76-81 (OT) vs. Georgia (1/22/03)
20	6-7	L, 36-37 at Georgetown (11/30/12)
21	4-1	W, 104-84 vs. Memphis (1/5/11)
22	2-3	L, 71-90 vs. Vanderbilt (2/9/10)
23	6-4	L, 56-62 at Ole Miss (1/24/13)
24	2-5	W, 80-68 vs. Marquette (12/16/08)
25	3-1	W, 88-58 vs. Kentucky (2/16/13)

111-228 (.327)

ASSOCIATED PRESS POLL STREAKS AND NOTES

241	Weeks Ranked In Top 25
85	Weeks Ranked In Top 10
17	Weeks Ranked In Top 5
35	Most Consecutive Weeks Ranked In Top 25
14	Most Consecutive Weeks Ranked In Top 10
111-228	Record vs. Teams Ranked In Top 25
94-214	Record vs. Teams Ranked In Top 20
71-178	Record vs. Teams Ranked In Top 15
50-137	Record vs. Teams Ranked In Top 10
24-71	Record vs. Teams Ranked In Top 5
289-141	Record When Ranked In Top 25
272-130	Record When Ranked In Top 20
203-92	Record When Ranked In Top 15
115-57	Record When Ranked In Top 10
24-14	Record When Ranked In Top 5

CONSECUTIVE WEEKS RANKED*

35	From March 1, 1999 - Feb. 19, 2001
32	From March 5, 2007 - Jan. 12, 2009
26	Preseason 2009-10 - Dec. 20, 2010
20	Preseason 1975-76 - Dec. 7, 1976
15	Dec. 8, 1970 - March 16, 1971

PRESEASON RANKING

1968-69	20th	2000-01	9th
1972-73	14th	2006-07	25th
1975-76	9th	2007-08	7th
1976-77	16th	2008-09	14th
1982-83	13th	2009-10	10th
1998-99	9th	2010-11	23rd
1999-00	19th		

FINAL RANKINGS

1966-67	8th	1999-00	11th
1970-71	17th	2005-06	18th
1975-76	13th	2006-07	25th
1976-77	15th	2007-08	5th
1980-81	15th	2009-10	15th
1998-99	20th		

HIGHEST RANKING ACHIEVED

1st	February 25, 2008
-----	-------------------

RANKED THE ENTIRE SEASON

1975-76, 1999-00, 2007-08, 2009-10	
------------------------------------	--

*The Associated Press preseason poll is counted here as one week.

ALL-TIME LISTING IN THE AP POLL

1949-50

Jan. 17 17th

1954-55

Feb. 15 18th

1956-57

Dec. 26 12th

Jan. 2 12th

Jan. 8 16th

1957-58

Jan. 14 13th

Jan. 21 16th

Feb. 11 15th

Feb. 18 20th

1958-59

Dec. 9 6th

Dec. 16 5th

Dec. 23 11th

Dec. 30 14th

Jan. 7 17th

1964-65

Feb. 16 8th

1966-67

Feb. 21 9th

Feb. 28 8th

March 7 8th

1967-68

Dec. 19 9th

Dec. 26 4th

Jan. 2 6th

Jan. 9 5th

Jan. 16 4th

Jan. 23 6th

Jan. 30 6th

Feb. 6 5th

Feb. 13 7th

1968-69

Preseason 20th

Dec. 3 20th

Dec. 24 20th

Feb. 18 17th

Feb. 25 17th

1969-70

Dec. 9 9th

Dec. 16 8th

Dec. 23 6th

Dec. 30 6th

Jan. 12 12th

1970-71

Dec. 8 17th

Dec. 15 14th

Dec. 22 12th

Dec. 29 10th

Jan. 5 17th

Jan. 12 18th

Jan. 19 8th

Jan. 26 8th

Feb. 2 11th

Feb. 9 14th

Feb. 16 13th

Feb. 23 17th

March 2 14th

March 9 15th

March 16 17th

1971-72

Dec. 28 20th

Jan. 18 19th

Feb. 15 20th

1972-73

Preseason 14th

Dec. 5 14th

1974-75

Jan. 7 18th

Jan. 14 18th

Jan. 28 18th

Feb. 4 15th

1975-76

Preseason 9th

Dec. 2 8th

Dec. 9 7th

Dec. 16 11th

Dec. 23 10th

Dec. 30 12th

Jan. 6 9th

Jan. 13 9th

Jan. 20 10th

Jan. 27 9th

Feb. 3	8th
Feb. 10	8th
Feb. 17	9th
Feb. 24	11th
March 2	12th
March 9	9th
March 16	13th
1976-77	
Preseason	16th
Nov. 30	15th
Dec. 7	15th
Dec. 21	19th
Jan. 18	14th
Jan. 25	7th
Feb. 1	11th
Feb. 8	11th
Feb. 15	14th
Feb. 22	7th
March 1	11th
March 8	7th
March 15	15th
1978-79	
March 6	20th
1979-80	
Jan. 15	20th
Jan. 22	19th
1980-81	
Dec. 30	18th
Jan. 6	13th
Jan. 13	11th
Jan. 20	8th
Jan. 27	11th
Feb. 3	10th
Feb. 10	9th
Feb. 17	8th
Feb. 24	10th
March 3	10th
March 10	15th

1981-82	
Jan. 19	20th
Jan. 26	15th
Feb. 2	16th
Feb. 23	19th
1982-83	
Preseason	13th
Nov. 30	14th
Dec. 7	14th
Dec. 14	11th
Dec. 21	9th
Dec. 28	8th
Jan. 4	12th
Jan. 11	18th
Feb. 22	20th
1988-89	
Nov. 22	20th
Dec. 6	16th
Dec. 13	16th
Dec. 20	19th
Dec. 27	19th
Jan. 3	17th
Jan. 10	17th
Jan. 17	18th
1989-99	
Preseason	9th
Nov. 15	18th
Nov. 22	25th
Dec. 7	21st
March 1	18th
March 8	20th
1999-2000	
Preseason	19th
Nov. 15	19th
Nov. 22	17th
Nov. 29	18th
Dec. 6	16th
Dec. 13	13th

Dec. 20	11th
Dec. 27	16th
Jan. 3	15th
Jan. 10	12th
Jan. 17	16th
Jan. 24	11th
Jan. 31	6th
Feb. 7	8th
Feb. 14	5th
Feb. 21	7th
Feb. 28	11th
March 6	8th
March 13	11th
2000-01	
Preseason	9th
Nov. 13	9th
Nov. 20	9th
Nov. 27	7th
Dec. 4	6th
Dec. 11	4th
Dec. 18	4th
Dec. 25	6th
Jan. 1	6th
Jan. 8	4th
Jan. 15	4th
Jan. 22	6th
Jan. 29	8th
Feb. 5	10th
Feb. 12	15th
Feb. 19	22nd
2005-06	
Dec. 19	23rd
Jan. 23	19th
Jan. 30	13th
Feb. 6	11th
Feb. 13	8th
Feb. 20	10th
Feb. 27	11th
March 6	14th
March 13	18th

2006-07	
Preseason	25th
Nov. 13	25th
Nov. 20	22nd
Dec. 25	21st
Jan. 1	19th
Jan. 8	16th
Jan. 15	22nd
March 5	22nd
March 12	25th
2007-08	
Preseason	7th
Nov. 12	7th
Nov. 19	7th
Nov. 26	11th
Dec. 3	10th
Dec. 10	12th
Dec. 17	12th
Dec. 24	11th
Dec. 31	8th
Jan. 7	8th
Jan. 14	6th
Jan. 21	3rd
Jan. 28	7th
Feb. 4	7th
Feb. 11	4th
Feb. 18	2nd
Feb. 25	1st
March 3	4th
March 10	4th
March 17	5th
2008-09	
Preseason	14th
Nov. 17	14th
Nov. 24	12th
Dec. 1	10th
Dec. 8	8th
Dec. 15	16th
Dec. 22	16th
Dec. 29	14th

Jan. 5	15th
Jan. 12	24th
2009-10	
Preseason	10th
Nov. 16	10th
Nov. 23	9th
Nov. 30	11th
Dec. 7	9th
Dec. 14	9th
Dec. 21	16th
Dec. 28	14th
Jan. 4	16th
Jan. 11	9th
Jan. 18	8th
Jan. 25	14th
Feb. 1	14th
Feb. 8	12th
Feb. 15	20th
Feb. 22	19th
March 1	16th
March 8	15th
March 15	15th
2010-11	
Preseason	23rd
Nov. 15	24th
Nov. 22	24th
Nov. 29	13th
Dec. 6	11th
Dec. 13	7th
Dec. 20	19th

VS. RANKED OPPONENTS

Rankings are listed as in the Associated Press poll at game time.

Date	UT/Opp	Opponent	Result
3/5/1949	-/1	Kentucky	L, 44-83
1/14/1950	-/2	Kentucky	W, 66-53
2/11/1950	-/7	at Kentucky	L, 52-79
3/4/1950	-/4	Kentucky	L, 58-95
12/29/1950	-/7	at Villanova	L, 72-91
1/20/1951	-/2	Kentucky	L, 45-70
2/17/1951	-/1	at Kentucky	L, 61-86
1/19/1952	-/3	Kentucky	L, 56-65
2/16/1952	-/1	at Kentucky	L, 40-95
3/1/1952	-/1	Kentucky	L, 66-81
1/31/1953	-/11	at LSU	L, 59-95
1/16/1954	-/16	LSU	L, 62-75
1/23/1954	-/1	Kentucky	L, 71-97
2/18/1954	-/2	at Kentucky	L, 63-90
1/22/1955	-/1	Kentucky	L, 66-84
2/19/1955	18/20	at Vanderbilt	L, 71-76
2/26/1955	-/12	Alabama	L, 81-88
3/5/1955	-/2	at Kentucky	L, 61-104
1/7/1956	-/4	Vanderbilt	L, 57-84
1/21/1956	-/4	Kentucky	L, 68-95
2/18/1956	-/6	at Vanderbilt	L, 68-96
2/27/1956	-/7	at Alabama	L, 81-95
3/3/1956	-/12	at Kentucky	L, 77-101
1/5/1957	12/9	Vanderbilt	L, 68-71
1/19/1957	-/4	Kentucky	L, 72-97
2/16/1957	-/18	at Vanderbilt	L, 62-69
3/2/1957	-/3	at Kentucky	L, 75-93
1/18/1958	13/9	at Kentucky	L, 68-77
2/8/1958	-/17	Mississippi State	W, 104-83
3/1/1958	-/12	Kentucky	L, 66-77
12/29/1958	11/5	West Virginia	L, 72-76
1/17/1959	-/2	at Kentucky	L, 58-79

Date	UT/Opp	Opponent	Result
2/7/1959	-/11	at Mississippi State	L, 45-52
2/23/1959	-/2	Auburn	W, 56-55
2/28/1959	-/1	Kentucky	L, 56-69
1/16/1960	-/17	Kentucky	L, 68-78
1/23/1960	-/6	at Georgia Tech	L, 69-74
2/22/1960	-/17	at Auburn	L, 63-72
1/15/1962	-/3	Kentucky	L, 82-95
2/10/1962	-/9	Mississippi State	L, 67-91
3/10/1962	-/4	at Kentucky	L, 59-90
1/26/1963	-/7	at Georgia Tech	L, 69-73
2/9/1963	-/8	at Mississippi State	L, 59-63
2/25/1963	-/9	Auburn	W, 55-47
1/4/1964	-/6	Vanderbilt	W, 57-55
1/18/1964	-/4	at Kentucky	L, 57-66
1/25/1964	-/8	vs. Duke	L, 65-67**
1/15/1964	-/7	at Vanderbilt	W, 65-62
2/29/1964	-/2	Kentucky	L, 38-42
2/13/1965	-/7	Vanderbilt	W, 79-66
12/1/1965	-/2	at Michigan	L, 63-71
12/7/1965	-/4	at Vanderbilt	L, 50-53
1/12/1966	-/3	at Vanderbilt	L, 52-53
2/26/1966	-/1	at Kentucky	L, 64-78
3/5/1966	-/1	Kentucky	W, 69-62
1/16/1967	-/10	at Florida	W, 66-53
1/21/1967	-/8	Florida	W, 56-42
2/18/1967	-/9	Vanderbilt	W, 70-53
1/8/1968	6/4	Vanderbilt	W, 64-62
1/22/1968	4/8	Kentucky	W, 87-59
2/12/1968	5/8	at Kentucky	L, 59-60
2/17/1968	7/9	at Vanderbilt	L, 63-75
1/18/1969	-/5	Kentucky	L, 66-69
3/8/1969	-/7	at Kentucky	L, 69-84

Date	UT/Opp	Opponent	Result
12/6/1969	-/1	at South Carolina	W, 55-54
1/17/1970	-/2	at Kentucky	L, 52-68
2/14/1970	-/20	Georgia	W, 57-55
3/7/1970	-/2	Kentucky	L, 69-86
12/5/1970	-/17	Houston	W, 79-58
1/16/1971	18/10	Kentucky	W, 75-71
3/6/1971	14/8	at Kentucky	L, 78-84
12/4/1971	-/7	at Houston	L, 65-67
12/2/1972	14/16	South Carolina	W, 55-45
12/5/1972	14/5	at Marquette	L, 30-56
12/16/1972	-/12	Missouri	L, 57-67
1/27/1973	-/9	at Alabama	L, 56-72
2/24/1973	-/18	Alabama	W, 72-71
3/8/1973	-/19	at Kentucky	L, 81-86
12/5/1973	-/7	Marquette	L, 65-67
12/28/1973	-/9	vs. Providence	L, 60-64
1/7/1974	-/7	Alabama	L, 73-79
1/21/1974	-/8	Vanderbilt	L, 65-82
2/9/1974	-/8	at Alabama	L, 54-73
2/23/1974	-/5	at Vanderbilt	W, 59-53
3/15/1974	-/10	Indiana	L, 71-73
12/7/1974	-/19	at Michigan	L, 74-78
1/6/1975	18/6	at Alabama	L, 78-82
1/13/1975	18/7	at Kentucky	L, 82-88
2/3/1975	18/14	at Auburn	L, 59-62
2/8/1975	15/7	Alabama	L, 65-71
2/15/1975	-/4	Kentucky	W, 103-98
12/6/1975	8/16	Michigan	W, 82-81
1/31/1976	9/11	Alabama	W, 80-74
2/28/1976	11/7	at Alabama	L, 90-93**
12/10/1976	15/6	vs. San Francisco	L, 77-86
12/18/1976	-/20	St. John's	W, 86-81



VS. RANKED OPPONENTS (AP)

Date	UT/Opp	Opponent	Result	Date	UT/Opp	Opponent	Result	Date	UT/Opp	Opponent	Result
1/12/1977	-/2	at Kentucky	W, 71-67	2/8/1992	-/18	at Alabama	L, 68-85	2/7/2004	-/15	Georgia Tech	L, 62-77
1/22/1977	14/3	Alabama	W, 102-93	3/7/1992	-/10	at Kentucky	L, 88-99	2/25/2004	-/9	at Kentucky	L, 60-92
1/30/1977	7/8	vs. UCLA	L, 89-103	3/13/1992	-/23	LSU	L, 89-99	11/23/2004	-/11	vs. North Carolina	L, 81-94
2/19/1977	14/4	at Alabama	W, 92-89	11/24/2004	-/15	vs. Texas	L, 70-95	1/12/2005	-/11	Mississippi State	W, 64-63
3/5/1977	11/2	Kentucky	W, 81-79	12/6/1992	-/8	Memphis State	W, 70-59	1/22/2005	-/14	Louisville	L, 62-85
3/13/1977	7/10	Syracuse	L, 88-93*	12/9/1992	-/15	Syracuse	L, 81-87	1/25/2005	-/17	Kentucky	L, 62-84
12/2/1977	-/5	vs. San Francisco	L, 75-84	1/4/1993	-/16	at Cincinnati	L, 58-79	2/9/2005	-/17	Alabama	L, 54-72
2/15/1978	-/3	at Kentucky	L, 77-90	1/29/1993	-/2	at Kentucky	L, 70-84	3/2/2005	-/13	at Kentucky	L, 61-73
2/25/1978	-/2	Kentucky	L, 57-68	1/27/1993	-/12	Vanderbilt	L, 65-82	3/11/2005	-/4	vs. Kentucky	L, 62-76
12/2/1978	-/5	at Louisville	L, 61-82	2/16/1993	-/13	at Arkansas	W, 101-91	12/17/2005	-/16	at Memphis	W, 95-78
1/8/1979	-/18	Mississippi State	L, 62-72	2/24/1993	-/2	Kentucky	W, 78-77	1/18/2006	-/4	at Memphis	L, 79-88
1/24/1979	-/9	at LSU	L, 75-77	3/2/1993	-/7	at Vanderbilt	L, 82-90*	1/21/2006	-/2	Florida	W, 80-76
1/29/1979	-/9	LSU	L, 78-84	3/12/1993	-/4	Kentucky	L, 40-101	2/22/2006	10/12	at Florida	W, 76-72
2/3/1979	-/13	at Alabama	W, 83-77	11/28/1993	-/20	at Syracuse	L, 65-98	11/24/2006	2/2	vs. North Carolina	L, 87-101
2/19/1979	-/19	Vanderbilt	W, 83-78	1/15/1994	-/8	at Kentucky	L, 74-93	12/6/2006	-/16	Memphis	W, 76-58
3/11/1979	20/5	Notre Dame	L, 67-73	1/29/1994	-/5	Arkansas	L, 64-65	12/18/2006	-/15	vs. Oklahoma State	W, 79-77
12/4/1979	-/9	St. John's	W, 87-80	2/25/1994	-/7	Kentucky	L, 73-77	1/13/2007	16/5	at Ohio State	L, 66-68
12/8/1979	-/14	Louisville	L, 75-77	3/5/1994	-/19	at Florida	L, 71-82	2/3/2007	-/1	at Florida	L, 78-94
12/22/1979	-/2	at Ohio State	L, 65-91	12/20/1994	-/17	at Michigan State	L, 68-79	2/10/2007	-/23	Vanderbilt	W, 84-57
12/28/1979	-/10	vs. Indiana	L, 68-70	1/7/1995	-/3	at Arkansas	L, 79-97	2/13/2007	-/20	Kentucky	W, 89-85
1/5/1980	-/2	Kentucky	W, 49-47	1/22/1995	-/24	Florida	L, 47-62	2/21/2007	-/25	Alabama	W, 69-66*
1/19/1980	20/14	LSU	L, 74-75	1/25/1995	-/5	at Kentucky	L, 50-69	2/27/2007	-/5	Florida	W, 86-76
2/2/1980	-/3	at Kentucky	L, 75-83	2/8/1995	-/6	Kentucky	L, 48-68	3/22/2007	25/1	vs. Ohio State	L, 84-85
2/16/1980	-/6	at LSU	L, 66-73	2/18/1995	-/23	Mississippi State	L, 52-60	11/24/2007	7/15	vs. Texas	L, 78-97
3/8/1980	-/8	Maryland	L, 75-86	3/9/1995	-/20	Alabama	L, 43-55	1/9/2008	8/16	Ole Miss	W, 85-83
12/20/1980	-/18	Brigham Young	W, 81-65	12/16/1995	-/6	at Memphis	L, 55-57	1/17/2008	6/16	Vanderbilt	W, 80-60
12/28/1980	-/11	vs. Arizona State	W, 69-53	1/13/1996	-/2	at Kentucky	L, 44-61	2/23/2008	2/1	at Memphis	W, 66-62
1/10/1981	13/4	at Kentucky	L, 47-48	1/20/1996	-/22	Georgia	W, 67-62	2/26/2008	1/18	at Vanderbilt	L, 69-72
1/24/1981	8/5	at LSU	L, 63-80	2/17/1996	-/2	Kentucky	L, 50-90	3/23/2008	5/11	vs. Butler	W, 76-71*
2/7/1981	10/6	Kentucky	W, 87-71	1/4/1997	-/3	at Kentucky	L, 40-74	3/27/2008	5/13	vs. Louisville	L, 60-79
2/21/1981	8/4	LSU	L, 65-66	2/22/1997	-/9	South Carolina	L, 58-69	11/28/2008	12/21	vs. Georgetown	W, 90-78
3/19/1981	15/5	Virginia	L, 48-62	2/25/1997	-/3	Kentucky	L, 64-74	11/30/2008	12/9	vs. Gonzaga	L, 74-83
1/2/1982	-/12	Alabama	W, 88-67	1/17/1998	-/11	Ole Miss	W, 77-67	12/16/2008	16/24	vs. Marquette	W, 80-68
1/9/1982	-/3	Kentucky	W, 70-66	1/24/1998	-/14	at South Carolina	L, 51-81	1/24/09	-/22	Memphis	L, 52-54
1/30/1982	15/13	at Alabama	L, 72-77*	2/19/1998	-/7	Kentucky	L, 67-85	11/23/09	9/6	vs. Purdue	L, 72-73
2/6/1982	16/9	at Kentucky	L, 67-77	2/7/1998	-/13	South Carolina	W, 70-69	1/10/10	16/1	Kansas	W, 76-68
3/5/1982	-/18	Alabama	L, 50-56	2/11/1998	-/7	at Kentucky	L, 74-80	1/16/10	9/21	Ole Miss	W, 71-69*
3/14/1982	-/3	Virginia	L, 51-54	2/14/1998	-/12	Arkansas	W, 74-71	1/27/10	14/21	Vanderbilt	L, 76-85
12/29/1982	8/15	at UNLV	L, 54-70	3/6/1998	-/17	vs. Arkansas	L, 96-102	2/9/10	10/22	at Vanderbilt	L, 71-90
1/24/1983	-/20	at Auburn	W, 80-77	11/13/1998	9/18	vs. Arizona	L, 72-73	2/13/10	12/3	at Kentucky	L, 62-73
1/31/1983	-/10	Kentucky	W, 65-63	12/6/1998	-/20	Pittsburgh	W, 56-53	2/27/10	19/2	Kentucky	W, 74-65
2/27/1983	20/10	at Kentucky	L, 61-69	1/2/1999	-/17	at Auburn	L, 62-90	3/13/10	15/2	vs. Ohio State	L, 45-74
3/20/1983	-/2	Louisville	L, 57-70	1/12/1999	-/6	at Kentucky	W, 47-46	3/26/10	15/5	vs. Kentucky State	W, 76-73
1/3/1984	-/11	at Georgia	L, 57-71	2/2/1999	-/23	at Arkansas	L, 52-69	3/28/10	15/13	vs. Michigan State	L, 69-70
1/10/1984	-/11	LSU	W, 70-69	2/10/1999	-/13	Florida	W, 91-56	11/26/10	24/7	vs. Villanova	W, 78-68
1/30/1984	-/3	at Kentucky	L, 74-93	2/28/1999	-/23	Kentucky	W, 68-61	12/11/10	11/3	vs. Pittsburgh	W, 83-76
2/6/1984	-/14	at LSU	L, 59-61*	1/8/2000	15/21	at LSU	W, 64-59	1/5/11	-/21	Memphis	W, 104-84
2/27/1984	-/4	Kentucky	W, 63-58	1/18/2000	16/9	at Florida	W, 81-79*	1/21/11	-/8	at Connecticut	L, 61-72
11/23/1984	-/13	vs. Ala.-B'ham	L, 65-70	2/25/2000	11/7	Auburn	W, 105-76	2/8/11	-/18	at Kentucky	L, 61-73
12/15/1984	-/11	Virginia Tech	W, 86-75	2/1/2000	6/14	at Kentucky	L, 68-81	2/12/11	-/17	at Florida	L, 60-61
12/29/1984	-/13	Michigan	W, 81-77	2/12/2000	8/12	Florida	W, 76-73*	2/22/11	-/18	at Vanderbilt	W, 60-51
3/2/1985	-/14	Georgia	W, 86-85	2/23/2000	7/18	Kentucky	W, 74-67	3/6/11	-/20	Kentucky	L, 58-64
3/7/1985	-/17	Georgia	L, 61-67	3/19/2000	11/20	Connecticut	W, 65-51	3/11/11	-/12	vs. Florida	L, 74-85
12/2/1985	-/3	at Michigan	L, 52-87	11/21/2000	9/18	Wisconsin	W, 66-56	11/21/11	-/6	vs. Duke	L, 67-77
12/10/1985	-/10	Illinois	W, 54-51	12/19/2000	4/14	vs. Virginia	L, 89-107	11/22/11	-/8	vs. Memphis	L, 97-99**
1/11/1986	-/8	LSU	W, 88-77	12/22/2000	4/12	at Syracuse	W, 83-70	12/3/11	-/17	Pittsburgh	L, 56-61
1/25/1986	-/11	at Kentucky	L, 57-74	12/29/2000	6/23	vs. Iowa	W, 80-68	1/7/12	-/13	Florida	W, 67-56
2/27/1986	-/5	Kentucky	L, 60-62	1/9/2001	4/16	Alabama	W, 86-69	1/12/12	-/20	at Mississippi State	L, 58-62
1/10/1987	-/9	Kentucky	W, 75-68	1/30/2001	8/13	at Florida	L, 67-81	1/14/12	-/2	Kentucky	L, 62-65
1/14/1987	-/10	at Auburn	L, 56-66	2/10/2001	10/25	at Ole Miss	L, 71-87	1/21/12	-/13	Connecticut	W, 60-57
1/24/1987	-/13	Alabama	L, 71-82	2/14/2001	15/22	Kentucky	L, 95-103	1/31/12	-/1	at Kentucky	L, 44-69
2/18/1987	-/18	Florida	W, 81-71	3/9/2001	-/14	Mississippi	L, 73-86	2/11/12	-/8	at Florida	W, 75-70
2/25/1987	-/10	at Alabama	L, 71-93	1/9/2002	-/3	Florida	L, 100-104*	11/30/12	-/20	at Georgetown	L, 36-37
3/6/1987	-/9	Alabama	L, 60-68	1/19/2002	-/8	Syracuse	W, 66-62	12/13/12	-/23	Wichita State	W, 69-60
1/16/1988	-/5	at Kentucky	L, 65-83	2/6/2002	-/7	Kentucky	W, 76-74*	1/24/13	-/23	at Ole Miss	L, 56-62
1/17/1988	-/20	at Illinois	L, 79-103	2/16/2002	-/7	at Alabama	L, 82-95	2/16/13	-/25	Kentucky	W, 88-58
2/10/1988	-/17	at Vanderbilt	L, 62-90	2/19/2002	-/12	at Kentucky	L, 61-64	2/26/13	-/18	Florida	W, 64-58
2/17/1988	-/9	Kentucky	W, 72-70	1/6/2002	-/8	at Florida	L, 62-68	12/14/13	-/12	at Wichita State	L, 61-70
1/15/1989	17/14	at Florida State	L, 90-101	3/2/2002	-/16	Georgia	W, 71-63*	1/18/14	-/13	at Kentucky	L, 66-74
3/16/1989	-/17	West Virginia	L, 68-84	3/8/2002	-/8	Alabama	L, 72-91	1/25/14	-/6	at Florida	L, 41-67
11/25/1989	-/24	at Memphis State	L, 72-91	1/8/2003	-/18	Kentucky	L, 71-74	2/11/14	-/3	Florida	L, 58-67
12/10/1989	-/24	Oregon State	L, 90-96*	1/15/2003	-/6	at Florida	L, 64-77	3/15/14	-/1	vs. Florida	L, 49-56
1/8/1990	-/11	at LSU	L, 94-111	1/22/2003	-/19	at Georgia	L, 76-81*	3/28/14	-/8	vs. Michigan	L, 71-73
1/23/1990	-/24	Alabama	W, 78-70	1/25/2003	-/9	Louisville	L, 69-72				
2/10/1990	-/11	LSU	L, 113-119	2/8/2003	-/17	Georgia	W, 78-72				
2/28/1990	-/25	Georgia	W, 93-83	2/15/2003	-/4	Florida	W, 66-59				
1/12/1991	-/11	Kentucky	L, 74-78	2/26/2003	-/2	at Kentucky	L, 68-80				
1/22/1991	-/16	LSU	W, 92-89	3/5/2003	-/23	Mississippi State	W, 59-49				
2/13/1991	-/16	at Kentucky	L, 74-85	1/10/2004	-/14	at Florida	L, 57-95				
2/23/1991	-/19	at LSU	L, 87-119	1/14/2004	-/23	Vanderbilt	W, 76-66				
3/2/1991	-/24	at Alabama	L, 88-96	1/20/2004	-/9	Kentucky	L, 68-69*				
3/8/1991	-/18	Mississippi State	W, 87-70	1/25/2004	-/5	Louisville	L, 62-65				
3/10/1991	-/24	Alabama	L, 69-88	1/28/2004	-/11	at Mississippi State	L, 60-82				
1/21/1992	-/8	Kentucky	W, 107-85	1/31/2004	-/22	Florida	W, 65-63				
2/5/1992	-/5	Arkansas	W, 83-81								

* Overtime
** Double Overtime



RECORDS

|
Dyron Nix led the SEC in rebounding in 1987 (10.1 rpg) and scoring in 1988 (22.2 ppg). He passed away Dec. 15, 2013.

TEAM RECORDS: GAME

■ POINTS SCORED

- 124 vs. UNC Asheville (11/17/09)
- 121 vs. Long Beach State (3/16/07)
- 121 vs. Mexico (1/24/66)
- 118 vs. Tennessee Tech (11/25/88)
- 117 vs. South Florida (12/10/73)

■ POINTS SCORED (HALF)

- 72 (2nd) vs. Florida (1/11/79)
- 66 (1st) vs. UNC Asheville (11/17/09)
- 66 (2nd) vs. Georgia (2/9/00)
- 66 (2nd) vs. Kentucky (1/21/92)
- 64 (2nd) vs. Long Beach State (3/16/07)
- 64 (2nd) vs. Radford (1/13/93)
- 64 (2nd) vs. Mississippi State (2/8/58)
- 64 (1st) at Furman (12/1/56)
- 64 (2nd) at Florida (2/4/56)

■ FIELD GOALS

- 54 vs. Mexico (1/24/66)
- 52 vs. South Florida (12/10/73)
- 49 vs. Vermont (12/30/74)
- 47 vs. Ole Miss (1/11/75)
- 46 vs. UNC Asheville (11/17/09)
- 46 vs. Ole Miss (2/21/76)
- 46 at Georgia (2/1/75)

■ FIELD GOAL ATTEMPTS

- 112 vs. Mexico (1/24/66)
- 107 vs. South Carolina (12/21/54)
- 100 vs. William & Mary (1/23/56)
- 99 vs. Duke (12/13/52)
- 98 vs. Davidson (12/3/59)

■ FIELD GOAL PCT.

- 75.0 (24-32) vs. Ole Miss (1/6/82)
- 69.6 (39-56) vs. Columbia (12/20/74)
- 69.4 (34-49) vs. Vanderbilt (2/24/96)
- 68.9 (31-45) vs. Navy (12/27/83)
- 68.6 (35-51) vs. Alabama (1/2/82)

■ 3-POINT FIELD GOALS

- 16 vs. UNC Asheville (11/17/09)
- 16 vs. Middle Tennessee (11/20/07)
- 16 vs. Texas (11/24/07)
- 16 vs. Ohio State (3/22/07)
- 16 vs. Auburn (2/15/06)

■ 3-POINT FIELD GOAL ATTEMPTS

- 50 vs. North Carolina A&T (11/27/07)
- 39 vs. Chattanooga (1/2/2012)
- 37 vs. UT-Chattanooga (12/4/07)
- 37 vs. LSU (2/10/90)
- 36 vs. Alabama (2/21/07)

■ 3-POINT PCT. (MIN. 7 ATT.)

- 85.7 (6-7) vs. Georgia (3/9/91)
- 70.0 (7-10) vs. Xavier (12/11/04)
- 70.0 (7-10) vs. LSU (1/19/97)
- 70.0 (7-10) at Ole Miss (1/22/97)
- 70.0 (7-10) vs. Kent State (11/29/90)

■ 3-POINT PCT. (MIN. 12 ATT.)

- 66.7 (12-18) at South Carolina (1/8/06)
- 66.7 (10-15) vs. LSU (2/19/13)
- 66.7 (8-12) vs. Alabama (3/7/96)
- 64.3 (9-14) vs. NC State (1/27/92)
- 63.6 (14-22) vs. Campbell (12/23/04)
- 63.2 (12-19) vs. Georgia (1/7/04)

■ FREE THROWS

- 48 vs. Kentucky (1/21/92)
- 45 vs. George Washington (12/28/00)
- 42 vs. Louisville (3/29/85)
- 38 vs. Ole Miss (1/9/13)
- 37 vs. Ohio (3/17/69)
- 37 vs. Florida (2/4/57)

■ FREE THROW ATTEMPTS

- 60 vs. George Washington (12/28/00)
- 59 vs. Kentucky (1/21/92)
- 53 vs. Kentucky (3/3/56)
- 52 vs. Georgia (12/1/55)
- 51 vs. Louisville (3/29/85)

■ FREE THROW PCT. (MIN. 10 ATT.)

- 100.0 (15-15) vs. Ole Miss (2/4/67)
- 100.0 (14-14) vs. Florida (2/18/87)
- 100.0 (11-11) at South Carolina (2/20/99)
- 100.0 (10-10) vs. Alabama (1/31/81)
- 100.0 (10-10) at Georgia (2/11/95)

■ FREE THROW PCT. (MIN. 20 ATT.)

- 95.8 (23-24) vs. LSU (1/6/99)
- 95.8 (23-24) vs. Minnesota (12/17/79)
- 95.7 (22-23) at Mississippi State (1/6/73)
- 95.7 (22-23) vs. Mississippi State (2/6/71)
- 92.9 (26-28) vs. Virginia Tech (12/15/84)
- 92.9 (26-28) at Mississippi State (1/6/73)

* made first 23 attempts

■ REBOUNDS

- 84 vs. Mexico (1/24/66)
- 77 vs. Davidson (12/3/59)
- 76 at Ole Miss (2/8/65)
- 75 vs. Sewanee (1/20/58)
- 73 vs. LSU (1/31/66)
- 73 vs. Sewanee (12/15/56)

■ ASSISTS

- 34 vs. UNC Asheville (11/17/09)
- 32 vs. UT-Chattanooga (11/15/08)
- 31 vs. Tennessee Tech (11/25/88)
- 30 vs. Tusculum College (1/4/14)
- 30 vs. Middle Tennessee (11/20/07)

■ BLOCKED SHOTS

- 15 vs. Pittsburgh (12/6/98)
- 14 vs. Virginia (12/19/00)
- 13 vs. UT-Chattanooga (11/24/98)
- 12 vs. Southern Illinois (12/22/99)
- 11 vs. Morehead State (12/23/13)
- 11 at Georgia (3/4/00)
- 11 at Pittsburgh (12/4/99)
- 11 vs. Elon (11/22/99)
- 11 vs. Memphis (1/4/13)

■ STEALS

- 22 vs. American-Puerto Rico (12/21/99)
- 21 vs. North Carolina A&T (12/23/09)
- 20 vs. Western Carolina (11/30/98)
- 19 vs. Prairie View A&M (11/16/07)
- 19 vs. St. Francis (12/17/82)

■ PERSONAL FOULS

- 38 vs. South Carolina (12/17/59)
- 35 vs. Kentucky (2/2/80)
- 35 at Wofford (2/7/53)
- 34 at Villanova (12/29/50)
- 33 vs. Virginia (12/19/00)
- 33 vs. Ole Miss (3/5/81)
- 33 vs. Louisville (12/2/78)

■ FEWEST POINTS (SINCE 1944-45)

- 11 (11-6) vs. Temple (12/15/73)
- 23 (23-14) at Alabama (1/11/45)
- 24 (24-35) vs. Alabama (3/1/46)
- 27 (27-48) vs. Oregon State (12/30/64)
- 30 (30-56) at Marquette (12/5/72)

■ FEWEST POINTS

(SHOT CLOCK ERA-1985-86 - PRESENT)

- 35 (35-43) at Auburn (1/15/97)
- 36 (36-37) at Georgetown (11/30/12)
- 38 (38-46) at Virginia (12/5/12)
- 40 (40-74) at Kentucky (1/4/97)
- 40 (40-101) vs. Kentucky (3/12/93)
- 41 (41-67) at Florida (1/25/14)
- 41 (41-73) at South Carolina (1/8/97)
- 41 (41-42) at Penn State (12/7/96)

■ FEWEST FIELD GOALS

- 3 vs. Temple (12/15/73)
- 12 at Marquette (12/5/72)
- 13 vs. Butler (11/22/06)
- 13 vs. Kentucky (2/25/97)
- 13 at Kentucky (2/16/52)

■ FEWEST FIELD GOAL ATTEMPTS

- 10 vs. Temple (12/15/73)
- 25 vs. Auburn (2/25/63)
- 29 at Marquette (12/5/72)
- 31 vs. East Tennessee State (12/9/63)
- 32 vs. Ole Miss (1/6/82)

■ FEWEST FREE THROWS MADE

- 1 vs. Ole Miss (2/5/86)
- 1 vs. Alabama (1/26/80)
- 1 vs. St. John's (12/27/72)
- 2 vs. Xavier (12/16/78)
- 2 vs. Mississippi State (2/12/83)
- 2 at Charlotte (12/17/2010)
- 2 vs. Arkansas (3/10/2011)

■ FEWEST

FREE THROWS ATTEMPTED

- 1 vs. Ole Miss (2/5/86)
- 2 vs. Alabama (1/26/80)
- 2 vs. St. John's (12/27/72)
- 4 at Kentucky (3/2/05)
- 4 at Auburn (1/8/86)
- 4 vs. American (12/18/81)
- 4 at Ole Miss (1/12/74)
- 4 at Ole Miss (1/8/73)
- 4 at Georgia (2/10/68)

FEWEST REBOUNDS

- 10 vs. Vanderbilt (2/13/82)
- 10 vs. Mississippi State (2/17/82)
- 13 at Florida (2/11/81)
- 13 vs. Temple (12/15/73)
- 15 vs. Michigan (12/29/84)

FEWEST PERSONAL FOULS

- 6 vs. Vanderbilt (2/17/41)
- 6 vs. Auburn (2/23/57)
- 7 vs. Temple (12/15/73)
- 7 vs. Stanford (12/22/56)
- 8, six times (last vs. Auburn, 2/14/87)



■ **TURNOVERS FORCED**

- 40 vs. American-Puerto Rico (12/21/99)
- 35 vs. East Carolina (11/20/09)
- 34 vs. North Carolina A&T (12/23/09)
34 at Chattanooga (12/4/07)
- 32 vs. UNC Wilmington (11/14/06)

■ **MARGIN OF VICTORY**

- +79 (121-42) vs. Mexico (1/24/66)
- +75 (124-49) vs. UNC Asheville (11/17/09)
- +69 (109-40) vs. Middle Tenn. (11/20/07)
- +64 (83-19) vs. Carson-Newman (12/12/13)
- +61 (80-19) vs. Johnson Bible (1/23/15)
- +57 (101-44) vs. Ark.-Monticello (11/14/07)
- +57 (95-38) vs. David Lipscomb (12/1/54)
- +53 (92-39) vs. Sewanee (1/20/58)
- +50 (99-49) vs. The Citadel (12/17/03)
- +50 (60-10) vs. TSD (1/4/10)

■ **MARGIN OF DEFEAT**

- 61 (40-101) at Kentucky (3/12/93)
- 55 (40-95) at Kentucky (2/16/52)
- 54 (8-62) at Central Univ. (2/18/10)
- 54 (22-76) at Washington & Lee (2/17/11)
- 49 (14-63) at Auburn (1/20/28)

■ **MARGIN OF SEC VICTORY**

- +47 (102-55) vs. Ole Miss (1/8/66)
- +46 (96-50) at Ole Miss (2/8/65)
- +43 (116-73) vs. Florida (1/11/79)
- +42 (88-46) vs. Ole Miss (2/3/68)
- +38 (76-38) vs. Vanderbilt (3/1/14)
- +38 (98-60) vs. Ole Miss (1/15/00)
- +38 (92-54) vs. Ole Miss (2/10/64)

■ **MARGIN OF SEC DEFEAT**

- 61 (40-101) at Kentucky (3/12/93)
- 55 (40-95) at Kentucky (2/16/52)
- 49 (14-63) at Auburn (1/20/28)
- 43 (61-104) at Kentucky (3/5/55)
- 40 (68-108) at Vanderbilt (1/8/91)
- 40 (50-90) vs. Kentucky (2/17/96)

■ **MARGIN OF ROAD VICTORY**

- +49 (89-40) at Sewanee (12/7/57)
- +46 (96-50) at Ole Miss (2/8/65)
- +40 (54-14) at Georgetown (Ky.) (2/4/20)
- +37 (98-61) at Lincoln Memorial (12/7/50)
- +36 (105-69) at Georgia (2/1/75)

TEAM RECORDS: SEASON

■ **GAMES**

- | | | |
|----|------------|---------|
| 1. | 37 (23-14) | 2013-14 |
| | 37 (28-9) | 2009-10 |
| | 37 (22-15) | 1984-85 |
| 3. | 36 (31-5) | 2007-08 |
| 4. | 35 (24-11) | 2006-07 |
| | 35 (21-14) | 1983-84 |

■ **WINS**

- | | | |
|----|------------|---------|
| 1. | 31 (31-5) | 2007-08 |
| 2. | 28 (28-9) | 2009-10 |
| 3. | 26 (26-7) | 1999-00 |
| 4. | 24 (24-13) | 2013-14 |
| | 24 (24-11) | 2006-07 |

■ **LOSSES**

- | | | |
|----|------------|---------|
| 1. | 22 (5-22) | 1993-94 |
| | 22 (12-22) | 1990-91 |
| 3. | 19 (4-19) | 1961-62 |
| 4. | 17 (13-17) | 1992-93 |
| | 17 (14-17) | 2004-05 |

■ **SEC WINS**

- | | | |
|----|-----------|---------|
| 1. | 16 (16-2) | 1976-77 |
| 2. | 15 (15-3) | 1966-67 |
| 3. | 14 (14-2) | 2007-08 |
| | 14 (14-4) | 1975-76 |
| | 14 (14-4) | 1971-72 |

■ **SEC LOSSES**

- | | | |
|----|-----------|---------|
| 1. | 15 (3-15) | 1990-91 |
| 2. | 14 (2-14) | 1993-94 |
| 3. | 13 (5-13) | 1985-86 |

■ **POINTS**

- | | | |
|----|---------------|---------|
| 1. | 2946 (36 gms) | 2007-08 |
| 2. | 2831 (35 gms) | 2006-07 |
| 3. | 2759 (37 gms) | 1984-85 |
| 4. | 2720 (37 gms) | 2009-10 |
| 5. | 2688 (34 gms) | 1990-91 |

■ **POINTS PER GAME**

- | | | |
|----|--------------------|---------|
| 1. | 86.6 (2251/26 gms) | 1974-75 |
| 2. | 85.7 (2399/28 gms) | 1976-77 |
| 3. | 84.0 (2520/30 gms) | 1988-89 |
| 4. | 82.1 (2216/27 gms) | 1975-76 |
| 5. | 81.9 (2457/30 gms) | 1989-90 |

■ **FEWEST**

- | | |
|-----------------------|-----------------------|
| POINTS ALLOWED | |
| 1. | 1391 (25 gms) 1964-65 |
| 2. | 1399 (24 gms) 1963-64 |
| 3. | 1447 (22 gms) 1958-59 |
| 4. | 1499 (26 gms) 1965-66 |
| 5. | 1511 (28 gms) 1966-67 |

■ **FEWEST POINTS ALLOWED PER GAME**

- | | |
|----|----------------------------|
| 1. | 54.0 (1511/28 gms) 1966-67 |
| 2. | 55.6 (1391/25 gms) 1964-65 |
| 3. | 57.2 (1663/27 gms) 1996-97 |
| 4. | 57.6 (1499/26 gms) 1965-66 |
| 5. | 58.3 (1399/24 gms) 1963-64 |

■ **FIELD GOALS MADE**

- | | |
|----|--------------------------|
| 1. | 1056 (1056-2064) 1984-85 |
| 2. | 1053 (1053-2002) 1978-79 |
| 3. | 1035 (1035-2258) 2007-08 |
| 4. | 991 (991-2174) 2009-10 |
| 5. | 984 (984-1839) 1976-77 |

■ **FIELD GOAL ATTEMPTS**

- | | |
|----|--------------------------|
| 1. | 2258 (1035-2258) 2007-08 |
| 2. | 2189 (981-2189) 2006-07 |
| 3. | 2174 (991-2174) 2009-10 |
| 4. | 2105 (957-2105) 2008-09 |
| 5. | 2069 (963-2069) 1991-92 |

■ **FIELD GOAL PCT.**

- | | |
|----|--------------------------|
| 1. | .542 (792-1462) 1981-82 |
| 2. | .535 (984-1839) 1976-77 |
| 3. | .528 (927-1756) 1974-75 |
| 4. | .521 (1053-2022) 1978-79 |
| 5. | .518 (823-1590) 1980-81 |

■ **FEWEST FGs ALLOWED**

- | | |
|----|------------------------|
| 1. | 531 (531-1341) 1958-59 |
| 2. | 532 (532-1399) 1963-64 |
| 3. | 548 (548-1456) 1959-60 |
| 4. | 557 (557-1790) 1996-97 |
| 5. | 569 (569-1381) 1966-67 |

■ **FG PCT. DEFENSE**

- | | |
|----|-------------------------|
| 1. | .320 (561-1753) 1952-53 |
| 2. | .354 (649-1832) 1953-54 |
| 3. | .364 (579-1590) 1954-55 |
| 4. | .365 (588-1609) 1957-58 |
| 5. | .373 (499-1335) 1964-65 |

■ **3-POINT FGs MADE**

- | | |
|----|-----------------------|
| 1. | 327 (327-896) 2006-07 |
| 2. | 312 (312-875) 2007-08 |
| 3. | 266 (266-736) 1990-00 |
| 4. | 264 (264-683) 2005-06 |
| 5. | 257 (257-697) 2000-01 |

■ **3-POINT FG ATTEMPTS**

- | | |
|----|-----------------------|
| 1. | 896 (327-896) 2006-07 |
| 2. | 875 (312-875) 2007-08 |
| 3. | 736 (266-736) 1999-00 |
| 4. | 728 (229-728) 2008-09 |
| 5. | 697 (257-697) 2000-01 |

■ **3-POINT FG PCT.**

- | | |
|----|-------------------------|
| 1. | .3912 (196-501) 1989-90 |
| 2. | .3905 (198-507) 1992-93 |
| 3. | .389 (75-193) 1986-87 |
| 4. | .387 (264-683) 2005-06 |
| 5. | .385 (171-444) 1995-96 |

■ **FREE THROWS MADE**

- | | |
|----|-----------------------|
| 1. | 647 (647-851) 1984-85 |
| 2. | 613 (613-852) 2013-14 |
| 3. | 593 (593-872) 2000-01 |
| 4. | 564 (564-856) 2007-08 |
| 5. | 547 (547-763) 1990-91 |

■ **FREE THROW ATTEMPTS**

- | | |
|----|-----------------------|
| 1. | 872 (593-872) 2000-01 |
| 2. | 856 (564-856) 2007-08 |
| 3. | 852 (613-852) 2013-14 |
| 4. | 851 (647-851) 1984-85 |
| 5. | 830 (542-830) 2006-07 |

■ **FREE THROW PCT.**

- | | |
|----|------------------------|
| 1. | .792 (538-679) 1970-71 |
| 2. | .760 (647-851) 1984-85 |
| 3. | .758 (450-594) 1986-87 |
| | .758 (450-594) 1971-72 |
| 5. | .756 (424-561) 1980-81 |

■ **REBOUNDS**

- | | |
|----|-------------------------|
| 1. | 1424 (37 games) 2013-14 |
| 2. | 1358 (36 gms) 2007-08 |
| 3. | 1353 (37 gms) 2009-10 |
| 4. | 1316 (34 gms) 2008-09 |
| 5. | 1314 (33 gms) 1999-00 |

■ **REBOUNDS PER GAME**

- | | |
|----|----------------------------|
| 1. | 51.1 (1176/23 gms) 1957-58 |
| 2. | 49.9 (1149/23 gms) 1959-60 |
| 3. | 48.9 (1076/22 gms) 1958-59 |
| 4. | 48.6 (1072/22 gms) 1956-57 |
| 5. | 48.3 (1207/25 gms) 1964-65 |

■ **REBOUND MARGIN**

- | | |
|----|---------------|
| 1. | +16.7 1964-65 |
| 2. | +13.4 1957-58 |
| 3. | +12.1 1965-66 |
| 4. | +9.5 1958-59 |
| 5. | +8.5 2013-14 |

■ **ASSISTS**

- | | |
|----|----------------------|
| 1. | 637 (36 gms) 2007-08 |
| 2. | 554 (34 gms) 2008-09 |
| 3. | 546 (35 gms) 2006-07 |
| 4. | 530 (37 gms) 2009-10 |
| 5. | 528 (33 gms) 2000-01 |

■ **TURNOVERS**

- | | |
|----|----------------------|
| 1. | 615 (34 gms) 1990-91 |
| 2. | 545 (33 gms) 1978-79 |
| 3. | 528 (33 gms) 2000-01 |
| 4. | 520 (33 gms) 1999-00 |
| 5. | 507 (27 gms) 1996-97 |

■ **BLOCKED SHOTS**

- | | |
|----|----------------------|
| 1. | 193 (33 gms) 1999-00 |
| 2. | 191 (33 gms) 2000-01 |
| 3. | 190 (30 gms) 1998-99 |
| 4. | 174 (30 gms) 1997-98 |
| 5. | 149 (34 gms) 2011-12 |

■ **STEALS**

- | | |
|----|----------------------|
| 1. | 336 (35 gms) 2006-07 |
| 2. | 334 (36 gms) 2007-08 |
| 3. | 301 (30 gms) 2005-06 |
| 4. | 292 (30 gms) 1988-89 |
| 5. | 290 (37 gms) 2009-10 |
| | 290 (33 gms) 1999-00 |

■ **PERSONAL FOULS**

- | | |
|----|----------------------|
| 1. | 749 (36 gms) 2007-08 |
| 2. | 733 (37 gms) 2009-10 |
| 3. | 720 (34 gms) 1991-92 |
| | 720 (33 gms) 1978-79 |
| 5. | 704 (35 gms) 2006-07 |

SCORING

POINTS SCORED

■ GAME

See Page 118

■ SEASON

1. 806 Allan Houston (34 games) - 1990-91
2. 724 Dale Ellis (32 games) - 1982-83
3. 717 Allan Houston (34 games) - 1991-92
4. 711 Tony White (29 games) - 1986-87
5. 698 Reggie Johnson (33 games) - 1978-79
6. 692 Jordan McRae (37 games) - 2013-14
7. 683 Ernie Grunfeld (27 games) - 1975-76
8. 672 Bernard King (26 games) - 1976-77
9. 669 Allan Houston (30 games) - 1992-93
10. 661 Bernard King (25 games) - 1974-75
11. 649 Dyron Nix (30 games) - 1988-89
12. 645 Chris Lofton (31 games) - 2006-07
13. 644 Dyron Nix (29 games) - 1987-88
14. 638 Ernie Grunfeld (28 games) - 1976-77
15. 635 Dale Ellis (30 games) - 1981-82

■ CAREER

1. 2801 Allan Houston (128 games) - 1989-93
2. 2249 Ernie Grunfeld (101 games) - 1973-77
3. 2219 Tony White (127 games) - 1983-87
4. 2131 Chris Lofton (128 games) - 2004-08
5. 2103 Reggie Johnson (115 games) - 1976-80
6. 2065 Dale Ellis (118 games) - 1979-83
7. 1962 Bernard King (76 games) - 1974-77
8. 1877 Dyron Nix (113 games) - 1985-89
9. 1737 Vincent Yarbrough (127 games) - 1998-02
10. 1683 Carl Widseth (88 games) - 1952-56
11. 1651 Brandon Wharton (115 games) - 1995-99
12. 1608 Wayne Chism (142 games) - 2006-10
13. 1600 Michael Brooks (127 games) - 1980-83, 84-85
14. 1588 Tony Harris (121 games) - 1997-01
15. 1569 Ron Slay (109 games) - 1999-03

SCORING AVERAGE

■ SEASON

1. 26.4 Bernard King (661/25 games) - 1974-75
2. 25.8 Bernard King (672/26 games) - 1976-77
3. 25.3 Ernie Grunfeld (683/27 games) - 1975-76
4. 25.2 Bernard King (629/25 games) - 1975-76
5. 24.5 Tony White (711/29 games) - 1986-87
6. 23.8 Ernie Grunfeld (475/20 games) - 1974-75
7. 23.7 Allan Houston (806/34 games) - 1990-91
8. 22.8 Ernie Grunfeld (638/28 games) - 1976-77
9. 22.6 Dale Ellis (724/32 games) - 1982-83
10. 22.3 Allan Houston (669/30 games) - 1992-93
11. 22.214 Tony White (622/28 games) - 1985-86
12. 22.207 Dyron Nix (644/29 games) - 1987-88
13. 22.1 Ron Widby (619/28 games) - 1966-67
14. 21.8 Carl Widseth (522/24 games) - 1955-56
15. 21.6 Dyron Nix (649/30 games) - 1988-89

■ CAREER

1. 25.8 Bernard King (1962/76 games) - 1974-77
2. 22.3 Ernie Grunfeld (2249/101 games) - 1973-77
3. 21.9 Allan Houston (2801/128 games) - 1989-93
4. 19.1 Carl Widseth (1683/88 games) - 1952-56
5. 18.3 Reggie Johnson (2103/115 games) - 1976-80
6. 18.1 Ron Widby (1432/79 games) - 1964-67
7. 17.7 Len Kosmalski (1202/68 games) - 1971-74
8. 17.6 Scooter McFadgon (865/28 games) - 2003-04
9. 17.5 Dale Ellis (2065/118 games) - 1979-83
- 17.47 Tony White (2219/127 games) - 1983-87
11. 17.44 Mike Edwards (1343/77 games) - 1970-73
- 17.37 Jimmy England (1407/81 games) - 1968-71
13. 17.25 A.W. Davis (1225/71 games) - 1962-65
14. 17.16 Danny Schultz (772/45 games) - 1962-64
15. 17.09 Chris Lofton (1572/92 games) - 2004-07

YEAR-BY-YEAR LEADERS

Year	Player	G	Pts	Avg	Year	Player	G	Pts	Avg	Year	Player	G	Pts	Avg
1951	Bob Garrison	22	290	13.2	1976	Ernie Grunfeld	27	683	25.3	2001	Vincent Yarbrough	33	459	13.9
1952	Herb Neff	20	282	14.1	1977	Bernard King	26	672	25.8	2002	Vincent Yarbrough	31	560	18.1
1953	Ed Wiener	21	361	17.1	1978	Reggie Johnson	27	573	21.2	2003	Ron Slay	29	616	21.1
1954	Carl Widseth	22	422	19.2	1979	Reggie Johnson	33	698	21.2	2004	Scooter McFadgon	28	493	17.6
1955	Carl Widseth	21	417	19.9	1980	Reggie Johnson	27	524	19.4	2005	Scooter McFadgon	26	372	14.3
1956	Carl Widseth	24	522	21.8	1981	Dale Ellis	29	513	17.7	2006	Chris Lofton	30	517	17.2
1957	Herman Thompson	22	420	19.1	1982	Dale Ellis	30	635	21.2	2007	Chris Lofton	31	645	20.8
1958	Gene Tormohlen	23	372	16.2	1983	Dale Ellis	32	724	22.6	2008	Chris Lofton	36	559	15.5
1959	Gene Tormohlen	21	373	17.8	1984	Willie Burton	35	472	13.5	2009	Tyler Smith	34	590	17.4
1960	Dalen Showalter	23	338	14.7	1985	Michael Brooks	37	630	17.0	2010	Wayne Chism	37	467	12.6
1961	Bobby Carter	25	361	14.4	1986	Tony White	28	622	22.2	2011	Scotty Hopson	32	543	17.0
1962	Tommy Wilson	23	342	14.9	1987	Tony White	29	711	24.5	2012	Trae Golden	34	462	13.6
1963	Danny Schultz	21	333	15.9	1988	Dyron Nix	29	644	22.2	2013	Jordan McRae	33	518	15.7
1964	Danny Schultz	24	439	18.3	1989	Dyron Nix	30	649	21.6	2014	Jordan McRae	37	692	18.7
1965	A.W. Davis	24	470	19.6	1990	Allan Houston	30	609	20.3					
1966	Ron Widby	26	451	17.3	1991	Allan Houston	34	806	23.7					
1967	Ron Widby	28	619	22.1	1992	Allan Houston	34	717	21.1					
1968	Bill Justus	26	467	18.0	1993	Allan Houston	30	669	22.3					
1969	Bill Justus	28	455	16.3	1994	Ed Gray	27	404	15.0					
1970	Jimmy England	25	485	19.4	1995	Steve Hamer	25	374	15.0					
1971	Jimmy England	28	577	20.6	1996	Steve Hamer	29	529	18.2					
1972	Len Kosmalski	25	488	19.5	1997	Brandon Wharton	27	454	16.8					
1973	Len Kosmalski	17	289	17.0	1998	Brandon Wharton	29	441	15.2					
1974	Ernie Grunfeld	25	453	17.4	1999	Brandon Wharton	30	390	13.0					
1975	Bernard King	25	661	26.4	2000	Vincent Yarbrough	33	489	14.8					

MOST POINTS SCORED**■ BY CLASS**

Freshman - 661, Bernard King (25 games) - 1974-75
 Sophomore - 806, Allan Houston (34 games) - 1990-91
 Junior - 717, Allan Houston (34 games) - 1991-92
 Senior - 724, Dale Ellis (32 games) - 1982-83

■ BY CAREER

4-Year Career - 2801, Allan Houston (128 games) - 1989-93
 3-Year Career - 1962, Bernard King (76 games) - 1974-77
 2-Year Career - 865, Scooter McFadgon (54 games) - 2003-05
 1-Year Career - 521, Tobias Harris (34 games) - 2010-11

■ CONSECUTIVELY

- 18 Yemi Makanjuola vs. The Citadel (12/29/11)
- *18 Reggie Johnson vs. Ole Miss (1/27/79)
- 15 Wayne Chism vs. South Carolina (2/6/10)
- 15 Tony White vs. SW Louisiana (3/20/85)
- 14 Cameron Tatum vs. Gonzaga (1/7/09)
- 14 Isiah Victor at Florida (1/18/00)
- 14 Ernie Grunfeld vs. Florida (1/17/76)
- 14 A.W. Davis at ETSU (12/9/63)
- 13 Brandon Wharton vs. Auburn (3/6/97)

* Tennessee's first 18 points of the game

SCORING AVERAGE**■ BY CLASS**

Freshman - 26.4, Bernard King (25 games) - 1974-75
 Sophomore - 25.2, Bernard King (25 games) - 1975-76
 Junior - 25.8, Bernard King (26 games) - 1976-77
 Senior - 24.5, Tony White (29 games) - 1986-87

■ BY CAREER

4-Year Career - 22.3, Ernie Grunfeld (101 games) - 1973-77
 3-Year Career - 25.8, Bernard King (76 games) - 1974-77
 2-Year Career - 17.2, Danny Schultz (45 games) - 1962-64
 1-Year Career - 15.3, Tobias Harris (34 games) - 2010-11

MISCELLANEOUS**■ MOST POINTS IN A FRESHMAN DEBUT**

- 42 Bernard King vs. Wis.-Milwaukee (11/30/74)
- 29 Ed Gray vs. UT Martin (11/26/93)
- 28 Ernie Grunfeld vs. North Texas State (11/30/73)
- 24 Dan Federmann vs. Rollins (11/29/80)
- 23 Cornelius Jackson vs. Morehead State (11/24/96)

■ MOST POINTS IN A TENNESSEE DEBUT

- 42 Bernard King vs. Wis.-Milwaukee (11/30/74)
- 31 Scooter McFadgon vs. Wofford (11/21/03)
- 29 Ed Gray vs. UT-Martin (11/26/93)
- 28 Ernie Grunfeld vs. North Texas State (11/30/73)

■ MOST CAREER 30-POINT GAMES

- 26 Bernard King (76 games) - 1974-77
- 23 Allan Houston (128 games) - 1989-93
- 16 Tony White (127 games) - 1983-87
- 12 Ernie Grunfeld (101 games) - 1973-77
- 9 Chris Lofton (128 games) - 2004-08
- Dale Ellis (118 games) - 1979-83
- 8 Dyrton Nix (113 games) - 1985-89
- 6 Reggie Johnson (115 games) - 1976-80
- 5 Ed Weiner (73 games) - 1951-55
- 5 Carl Widseth (88 games) - 1952-56
- 4 Jordan McRae (114 games) - 2010-14
- 4 Ron Widby (79 games) - 1964-67
- 3 By five (Hamer, Edwards, McFadgon, Slay, Woods)

■ TWO 30-POINT SCORERS IN SAME GAME

Allan Houston (32) and Lang Wiseman (32) vs. LSU (1/22/91)
 Allan Houston (43) and Greg Bell (31) vs. LSU (2/10/90)
 Tony White (30) and Michael Brooks (30) vs. Florida (2/5/85)
 Bernard King (37) and Ernie Grunfeld (36) vs. Tulane (12/29/75)
 Ernie Grunfeld (30) and Bernard King (30) vs. Ole Miss (2/21/76)

■ THREE 30-POINT SCORERS IN SAME GAME

Ernie Grunfeld (33), Bernard King (31) and Mike Jackson (30) at LSU (1/15/77)

■ MOST CAREER 40-POINT GAMES

- 5 Bernard King (76 games) - 1974-77
- 2 Tony White (127 games) - 1983-87
- 1 Seven players
 (Grunfeld, Houston, R. Johnson, Nix, Reeder, Widby, Widseth)

OUTLOOK

PLAYERS

STAFF

REVIEW

RESULTS

RECORDS

HONORS

POSTSEASON

VOLTMANAC

MEDIA INFO



SINGLE-GAME SCORING

(Each of Tennessee's 181 30-point performances are listed)

1. 51 Tony White vs. Auburn (2/14/87)
2. 50 Ron Widby vs. LSU (3/4/67)
3. 49 Tony White at Florida State (12/30/86)
4. 47 Carl Widseth at Auburn (2/25/56)
5. 43 Allan Houston vs. LSU (2/10/90)
- 43 Ernie Grunfeld at Kentucky (1/10/76)
- 43 Bernard King vs. Florida (1/17/76)
- 43 Reggie Johnson vs. Florida (2/6/80)
9. 42 Bernard King at Georgia (2/1/75)
- 42 Bernard King vs. UW-Milwaukee (1/30/74)
11. 41 Bernard King at Georgia (2/26/77)
- 41 Lum Reeder vs. Maryville (1/17/1914)
13. 40 Bernard King vs. Vermont (12/30/74)
- 40 Dyron Nix vs. Tenn. Tech (11/25/88)
15. 39 Bernard King vs. Army (12/19/75)
- 39 Dale Ellis vs. Oklahoma City (12/22/82)
- 39 Tony White vs. Southern Cal (12/27/86)
18. 38 Ron Slay vs. New Mexico (1/4/03)
- 38 Dyron Nix vs. Alabama (3/2/88)
- 38 Dale Ellis at Alabama (1/30/82)
21. 37 Allan Houston at Oregon St. (12/22/90)
- 37 Allan Houston at Ole Miss (1/24/90)
- 37 Ernie Grunfeld vs. South Florida (11/23/76)
- 37 Ernie Grunfeld vs. Georgia (3/6/76)
- 37 Bernard King vs. Tulane (12/29/75)
- 37 Bernard King vs. Alabama (1/31/76)
- 37 Bernard King at Ole Miss (2/10/75)
- 37 Ernie Grunfeld vs. Miss. State (2/24/75)
29. 36 Allan Houston vs. Georgia (3/6/93)
- 36 Allan Houston vs. Kentucky (1/21/92)
- 36 Allan Houston vs. Wichita State (12/27/90)
- 36 Reggie Johnson vs. Georgia (2/10/79)
- 36 Bernard King vs. Kentucky (3/5/77)
- 36 Ernie Grunfeld vs. Pennsylvania (12/28/75)
- 36 Ernie Grunfeld vs. Tulane (12/29/75)
- 36 Ernie Grunfeld vs. VMI (3/13/76)
- 36 Ernie Grunfeld vs. Ole Miss (1/11/74)
- 36 Mike Edwards vs. UC-Irvine (12/1/71)
39. 35 Jordan McRae at Georgia (3/2/13)
- 35 Chris Lofton vs. Texas (12/23/06)
- 35 Tony White vs. Ole Miss (1/31/87)
- 35 Dale Ellis vs. Auburn (2/22/83)
- 35 Bernard King vs. Ole Miss (2/14/77)
- 35 Bill Justus vs. Georgia (1/11/69)
- 35 Ron Widby at Miss. State (3/6/67)
- 35 Austin "Red" Robbins vs. Georgia (2/7/66)
- 35 Danny Schultz at Vanderbilt (2/15/64)
48. 34 Jordan McRae vs. Arkansas (1/22/14)
- 34 Jordan McRae vs. LSU (2/19/13)
- 34 Chris Lofton vs. Memphis (12/6/06)
- 34 Isaiah Victor at Auburn (1/6/01)
- 34 Greg Bell vs. New Mexico (12/5/89)
- 34 Allan Houston at LSU (1/8/90)
- 34 Tony White vs. Texas A&M (12/7/85)
- 34 Tony White vs. LSU (1/11/86)
- 34 Tony White vs. Auburn (2/8/86)
- 34 Michael Brooks vs. Kentucky (1/27/85)
- 34 Howard Wood vs. Iowa (12/20/77)
- 34 Bernard King vs. Michigan (12/7/74)
- 34 Bill Justus vs. Ohio (3/17/69)
- 34 Tommy Wilson vs. Kentucky (1/15/62)
- 34 Ed Weiner vs. Florida (2/5/55)
63. 33 Chris Lofton at Georgia (2/11/06)
- 33 Scooter McFadgon vs. Kentucky (1/20/04)
- 33 Ron Slay vs. Georgia (2/8/03)
- 33 Allan Houston vs. Middle Tenn. (12/5/91)
- 33 Allan Houston vs. UAB (3/18/92)
- 33 Allan Houston at Auburn (2/19/91)
- 33 Dyron Nix vs. Mississippi State (2/8/89)
- 33 Dale Ellis vs. LSU (3/11/83)
- 33 Howard Wood vs. Alabama (12/19/79)
- 33 Mike Jackson vs. Seton Hall (12/11/76)
- 33 Ernie Grunfeld at LSU (1/15/77)
- 33 Bernard King at LSU (1/26/76)
- 33 Bernard King at Mississippi State (3/1/76)
- 33 Corey Johnson vs. Georgia (2/8/75)
77. 32 Trae Golden at Texas A&M (2/23/13)
- 32 Jeronne Maymon vs. Memphis (11/22/11)
- 32 Scotty Hopson vs. Georgia (2/19/11)
- 32 JaJuan Smith vs. Arkansas (2/15/08)
- 32 Jajuan Smith vs. Middle Tenn. (11/20/07)
- 32 Chris Lofton vs. Western Ky. (12/16/06)
- 32 Corey Allen vs. LSU (3/13/92)
- 32 Allan Houston at NC State (1/27/92)
- 32 Allan Houston vs. LSU (1/22/91)
- 32 Lang Wiseman vs. LSU (1/22/91)
- 32 Dyron Nix vs. UT-Chattanooga (12/3/88)
- 32 Tony White vs. Kentucky (1/10/87)
- 32 Tony White vs. Vanderbilt (2/4/87)
- 32 Tony White vs. Georgia (2/28/87)
- 32 Terry Crosby at Alabama (2/11/78)
- 32 Reggie Johnson at Auburn (3/5/78)
- 32 Bernard King vs. Xavier (12/21/76)
- 32 Bernard King vs. Auburn (1/8/77)
- 32 Ernie Grunfeld vs. Georgia (2/1/77)
- 32 Ernie Grunfeld vs. Kentucky (2/7/76)
- 32 Bernard King vs. Missouri (12/21/74)
- 32 Don Johnson at Vanderbilt (3/1/71)
- 32 A.W. Davis at Georgia (1/18/65)
- 32 Danny Schultz at Va. Tech (12/21/63)
- 32 Danny Schultz vs. Duke (1/25/64)
- 32 Bill Jarvis vs. South Carolina (12/21/54)
- 32 Carl Widseth vs. Kentucky (1/23/54)
104. 31 Jordan McRae at Missouri (2/15/14)
- 31 Chris Lofton at Arkansas (2/24/07)
- 31 Chris Lofton at La.-Lafayette (11/27/06)
- 31 Chris Lofton at Kentucky (2/7/06)
- 31 Scooter McFadgon vs. Georgia (1/7/04)
- 31 Scooter McFadgon vs. Wofford (11/21/03)
- 31 Ron Slay vs. Gardner Webb (11/22/02)
- 31 Steve Hamer vs. Alabama (3/7/96)
- 31 Allan Houston at Kentucky (1/9/93)
- 31 Allan Houston vs. S. Carolina (1/6/93)
- 31 Allan Houston vs. Tenn. Tech (12/3/92)
- 31 Allan Houston at Ole Miss (1/26/91)
- 31 Allan Houston vs. Fordham (12/29/89)
- 31 Greg Bell vs. LSU (2/10/90)
- 31 Allan Houston at Vanderbilt (3/19/90)
- 31 Allan Houston at Alabama (2/24/90)
- 31 Dyron Nix vs. Ole Miss (2/15/89)
- 31 Dyron Nix vs. Ohio (2/6/88)
- 31 Dyron Nix at Vanderbilt (12/10/88)
- 31 Tony White vs. LSU (1/8/87)
- 31 Tony White at Vanderbilt (1/15/86)
- 31 Dale Ellis at Kentucky (2/27/83)
- 31 Dale Ellis vs. Ole Miss (3/5/81)
- 31 Howard Wood vs. Arizona St. (12/15/79)
- 31 Reggie Johnson vs. Alabama (1/6/79)
- 31 Reggie Johnson vs. Auburn (2/7/79)
- 31 Reggie Johnson vs. San Francisco (12/2/77)
- 31 Bernard King vs. LaSalle (12/17/76)
- 31 Bernard King vs. Florida (1/10/77)
- 31 Bernard King at LSU (1/15/77)
- 31 Bernard King vs. UCLA (1/30/77)
- 31 Len Kosmalski vs. South Florida (12/10/73)
- 31 Ron Widby vs. Furman (1/3/67)
- 31 Ron Widby at LSU (2/6/67)
- 31 Orb Bowling vs. Vanderbilt (1/6/62)
- 31 Leon Ammerman vs. Kentucky (1/19/57)
- 31 Herman Thompson vs. Colgate (12/21/55)
- 31 Herman Thompson at Alabama (2/27/56)
- 31 Carl Widseth vs. Georgia (2/25/53)
143. 30 Wayne Chism vs. S. Carolina (2/6/10)
- 30 Tyler Smith vs. Vanderbilt (2/14/09)
- 30 Chris Lofton vs. Fordham (11/13/06)
- 30 Chris Lofton at Arkansas (2/26/05)
- 30 Marcus Haislip at Alabama (2/16/02)
- 30 Steve Hamer vs. Vanderbilt (2/24/96)
- 30 Steve Hamer vs. Auburn (1/3/96)
- 30 Allan Houston vs. Furman (12/30/91)
- 30 Allan Houston vs. Vanderbilt (2/9/91)
- 30 Allan Houston at Georgia (1/27/90)
- 30 Allan Houston at Auburn (2/3/90)
- 30 Dyron Nix vs. Ole Miss (1/6/88)
- 30 Tony White vs. Vanderbilt (3/5/87)
- 30 Tony White vs. Florida (1/30/86)
- 30 Tony White vs. Florida (2/5/85)
- 30 Michael Brooks vs. Florida (2/5/85)
- 30 Anthony Richardson vs. Louisville (3/29/85)
- 30 Tony White vs. Florida (3/8/84)
- 30 Dale Ellis vs. New Orleans (12/11/82)
- 30 Dale Ellis vs. Vanderbilt (1/29/83)
- 30 Dale Ellis vs. Florida (2/19/83)
- 30 Gary Carter vs. Florida (1/14/81)
- 30 Mike Jackson at LSU (1/15/77)
- 30 Ernie Grunfeld vs. Ole Miss (2/21/76)
- 30 Bernard King vs. Ole Miss (2/21/76)
- 30 Bernard King vs. Navy (12/13/74)
- 30 Bernard King at Alabama (1/6/75)
- 30 Bernard King at Mississippi State (1/25/75)
- 30 John Snow vs. Georgia (2/2/74)
- 30 Mike Edwards vs. Mississippi State (1/8/72)
- 30 Len Kosmalski at Kentucky (1/22/72)
- 30 Mike Edwards at Vanderbilt (2/7/72)
- 30 Jimmy England vs. LSU (2/23/70)
- 30 Carl Widseth vs. Boston (12/19/55)
- 30 Ed Weiner vs. Washington & Lee (12/4/54)
- 30 Carl Widseth at Ole Miss (2/14/55)
- 30 Ed Weiner vs. Mississippi State (2/13/54)
- 30 Ed Weiner vs. Ole Miss (2/15/54)
- 30 Ed Weiner at Vanderbilt (12/30/52)

REBOUNDING

REBOUNDS *(for single-game rebounding records, see page 120)*

■ SEASON

- 392 Jarnell Stokes (37 games) - 2013-14
- 384 Gene Tormohlen (23 games) - 1957-58
- 372 Gene Tormohlen (21 games) - 1958-59
- 371 Bernard King (26 games) - 1976-77
- 357 Gene Tormohlen (22 games) - 1956-57
- 327 Red Robbins (26 games) - 1965-66
- 327 Ian Lockhart (30 games) - 1989-90
- 325 Bernard King (25 games) - 1975-76
- 318 Jarnell Stokes (33 games) - 2012-13
- 317 Rob Jones (37 games) - 1984-85
- 308 Bernard King (25 games) - 1974-75
- 300 Jeronne Maymon (37 games) - 2013-14
- 294 Dyron Nix (29 games) - 1986-87
- 293 Tom Boerwinkle (26 games) - 1967-68
- 292 Carl Widseth (24 games) - 1955-56
- 291 Don Johnson (28 games) - 1970-71

■ CAREER

- 1113 Gene Tormohlen (66 games) - 1956-59
- 1004 Bernard King (76 games) - 1974-77
- 944 Dyron Nix (113 games) - 1985-89
- 937 Carl Widseth (88 games) - 1952-56
- 930 Wayne Chism (142 games) - 2006-10
- 920 Reggie Johnson (115 games) - 1976-80
- 862 Vincent Yarbrough (127 games) - 1998-02
- 836 Jarnell Stokes (87 games) - 2011-14
- 804 Rob Jones (130 games) - 1982-86
- 799 Isiah Victor (125 games) - 1997-01
- 750 Steve Hamer (104 games) - 1992-96
- 749 Don Johnson (81 games) - 1968-71
- 715 Brian Williams (126 games) - 2008-11
- 703 Dalen Showalter (68 games) - 1957-60
- 703 Willie Burton (111 games) - 1980-84
- 703 C.J. Black (118 games) - 1996-00

REBOUNDING AVERAGE

■ SEASON

- 17.7 Gene Tormohlen (372/21 games) - 1958-59
- 16.7 Gene Tormohlen (384/23 games) - 1957-58
- 16.2 Gene Tormohlen (357/22 games) - 1956-57
- 14.3 Bernard King (371/26 games) - 1976-77
- 13.0 Bernard King (325/25 games) - 1975-76
- 12.6 Red Robbins (327/26 games) - 1965-66
- 12.3 Bernard King (308/25 games) - 1974-75
- 12.2 Carl Widseth (292/24 games) - 1955-56
- 11.7 Dalen Showalter (270/23 games) - 1957-58

- 11.3 Tom Boerwinkle (293/26 games) - 1967-68
- 11.2 Carl Widseth (236/21 games) - 1954-55
- 11.1 Carl Widseth (244/22 games) - 1953-54
- 10.9 Ian Lockhart (327/30 games) - 1989-90
- 10.6 Jarnell Stokes (392/37 games) - 2013-14
- 10.4 Don Johnson (291/28 games) - 1970-71
- 10.4 Sid Elliott (228/22 games) - 1961-62

■ CAREER

- 16.9 Gene Tormohlen (1113/66 games) - 1956-59
- 13.2 Bernard King (1004/76 games) - 1974-77
- 10.9 Red Robbins (525/48 games) - 1964-66
- 10.6 Carl Widseth (937/88 games) - 1952-56
- 10.3 Dalen Showalter (703/68 games) - 1957-60
- 9.6 Jarnell Stokes (836/87 games) - 2011-14
- 9.25 Don Johnson (749/81 games) - 1968-71
- 9.16 Tom Boerwinkle (632/69 games) - 1965-68
- 8.8 Larry Robinson (429/49 games) - 1971-73
- 8.6 Sid Elliott (602/70 games) - 1961-64
- 8.44 Len Kosmalski (574/68 games) - 1971-74
- 8.3544 Ron Widby (660/79 games) - 1964-67
- 8.3540 Dyron Nix (944/113 games) - 1985-89
- 8.1 A.W. Davis (574/71 games) - 1962-65
- 8.02 Eddie Test (385/48 games) - 1959-61

MOST REBOUNDS

■ BY CLASS

- Freshman - 308, Bernard King (25 games) - 1974-75
- Sophomore - 357, Gene Tormohlen (22 games) - 1956-57
- Junior - 392, Jarnell Stokes (37 games) - 2013-14
- Senior - 372, Gene Tormohlen (21 games) - 1958-59

■ BY CAREER

- 4-Year Career - 944, Dyron Nix (113 games) - 1985-89
- 3-Year Career - 1113, Gene Tormohlen (66 games) - 1956-59
- 2-Year Career - 525, Red Robbins (48 games) - 1964-66
- 1-Year Career - 247, Tobias Harris (34 games) - 2010-11

REBOUNDING AVERAGE

■ BY CLASS

- Freshman - 12.3, Bernard King (25 games) - 1974-75
- Sophomore - 16.2, Gene Tormohlen (22 games) - 1956-57
- Junior - 16.7, Gene Tormohlen (23 games) - 1957-58
- Senior - 17.7, Gene Tormohlen (21 games) - 1958-59

■ BY CAREER

- 4-Year Career - 10.6, Carl Widseth (88 games) - 1952-56
- 3-Year Career - 16.9, Gene Tormohlen (66 games) - 1956-59
- 2-Year Career - 10.9, Red Robbins (48 games) - 1964-66
- 1-Year Career - 7.3, Tobias Harris (34 games) - 2010-11

YEAR-BY-YEAR LEADERS

Year	Player	G	Rebs	Avg	Year	Player	G	Rebs	Avg	Year	Player	G	Rebs	Avg
1952	Herb Neff	20	294	14.7	1973	Larry Robinson	24	204	8.5	1994	Steve Hamer	24	139	5.8
1953	Ed Wiener	21	202	9.6	1974	Len Kosmalski	26	254	9.8	1995	Steve Hamer	25	220	8.8
1954	Carl Widseth	24	244	10.2	1975	Bernard King	25	308	12.3	1996	Steve Hamer	29	272	9.4
1955	Carl Widseth	21	236	11.2	1976	Bernard King	25	325	13.0	1997	Charles Hathaway	27	191	7.1
1956	Carl Widseth	24	292	12.2	1977	Bernard King	26	371	14.3	1998	C.J. Black	29	198	6.8
1957	Gene Tormohlen	22	357	16.2	1978	Reggie Johnson	27	258	9.6	1999	Isiah Victor	30	219	7.3
1958	Gene Tormohlen	23	384	16.7	1979	Reggie Johnson	33	255	7.7	2000	Vincent Yarbrough	33	228	6.9
1959	Gene Tormohlen	21	372	17.7	1980	Reggie Johnson	27	180	6.7	2001	Vincent Yarbrough	33	244	7.4
1960	Dalen Showalter	23	222	9.7	1981	Howard Wood	29	199	6.9	2002	Vincent Yarbrough	31	234	7.5
1961	Dick Fisher	25	212	8.5	1982	Dale Ellis	30	189	6.3	2003	Ron Slay	29	226	7.8
1962	Sid Elliott	22	228	10.4	1983	Willie Burton	32	259	8.1	2004	Brandon Crump	29	198	6.8
1963	A.W. Davis	24	196	8.2	1984	Willie Burton	35	257	7.3	2005	Andre Patterson	31	191	6.2
1964	Sid Elliott	24	187	7.8	1985	Rob Jones	37	317	8.6	2006	Andre Patterson	30	201	6.7
1965	Ron Widby	25	207	8.3	1986	Rob Jones	28	216	7.7	2007	Wayne Chism	35	183	5.2
1966	Red Robbins	26	327	12.6	1987	Dyron Nix	29	294	10.1	2008	Tyler Smith	36	242	6.7
1967	Tom Boerwinkle	28	285	10.2	1988	Dyron Nix	29	261	9.0	2009	Wayne Chism	34	273	8.0
1968	Tom Boerwinkle	26	293	11.3	1989	Dyron Nix	30	281	9.4	2010	Wayne Chism	37	266	7.2
1969	Bobby Croft	28	250	8.9	1990	Ian Lockhart	30	327	10.9	2011	Brian Williams	32	238	7.4
1970	Bobby Croft	25	241	9.6	1991	Ronnie Reese	34	184	5.4	2012	Jeronne Maymon	33	267	8.1
1971	Don Johnson	28	291	10.4	1992	Corey Allen	34	230	6.8	2013	Jarnell Stokes	33	318	9.6
1972	Larry Robinson	25	225	9.0	1993	Corey Allen	30	220	7.0	2014	Jarnell Stokes	37	392	10.6

OUTLOOK

PLAYERS

STAFF

REVIEW

RESULTS

RECORDS

HONORS

POSTSEASON

VOLTMANAC

MEDIA INFO



SINGLE-GAME REBOUNTING (All 17-rebound performances are listed)

1. 36 Herb Neff vs. Georgia Tech (1/26/52)
2. 31 Gene Tormohlen at Ole Miss (2/11/57)
3. 28 Gene Tormohlen vs. Michigan (12/5/58)
4. 27 Gene Tormohlen vs. Arizona (12/28/56)
- 27 Herb Neff vs. Mississippi State (2/23/52)
6. 26 Gene Tormohlen vs. Georgia Tech (1/24/59)
7. 25 Gene Tormohlen vs. Wyoming (12/2/58)
- 25 Gene Tormohlen vs. Wyoming (12/6/58)
- 25 Gene Tormohlen vs. Vanderbilt (1/3/59)
10. 24 Gene Tormohlen at Florida (2/3/58)
11. 23 Bernard King vs. Biscayne (11/29/75)
- 23 Austin "Red" Robbins at Ole Miss (2/8/65)
- 23 Gene Tormohlen at Tulane (1/10/59)
- 23 Gene Tormohlen at Ole Miss (2/9/59)
- 23 Gene Tormohlen vs. Louisiana Tech (12/20/57)
- 23 Gene Tormohlen at Georgia Tech (1/25/58)
- 23 Gene Tormohlen at Vanderbilt (2/15/58)
- 23 Gene Tormohlen at Auburn (2/21/58)
19. 22 Bernard King vs. Tulane (12/29/75)
- 22 Howard Bayne vs. LSU (1/31/66)
- 22 Gene Tormohlen at Vanderbilt (2/14/59)
- 22 Gene Tormohlen at Vanderbilt (2/16/57)
- 22 Herb Neff vs. Tulane (1/7/52)
21. 21 Steve Hamer vs. Alabama (3/7/96)
- 21 Tom Boerwinkle vs. Ole Miss (2/3/68)
- 21 Tom Boerwinkle at LSU (2/5/68)
- 21 Sid Elliott vs. Xavier (12/23/61)
- 21 Gene Tormohlen vs. LSU (12/21/57)
- 21 Dalen Showalter vs. LSU (12/21/57)
- 21 Gene Tormohlen vs. Mississippi State (2/8/58)
- 21 Gene Tormohlen vs. Ole Miss (2/10/58)
- 21 Gene Tormohlen at Mississippi State (2/11/57)
- 21 Carl Widseth vs. Tulane (1/14/56)
34. 20 Jeronne Maymon vs. Memphis (11/22/11)
- 20 Dyron Nix vs. UT-Chattanooga (12/3/88)
- 20 Bernard King at Ole Miss (1/17/77)
- 20 Bernard King vs. Vanderbilt (3/7/77)
- 20 Bernard King vs. Florida (1/17/76)
- 20 Bernard King vs. Auburn (1/4/75)
- 20 Bernard King vs. Kentucky (2/15/75)
- 20 Austin "Red" Robbins vs. Georgia (2/7/66)
- 20 Gene Tormohlen vs. Georgia (1/31/59)
- 20 Gene Tormohlen at Furman (12/1/56)
- 20 Gene Tormohlen vs. Kentucky (1/19/57)
- 20 Gene Tormohlen at Kentucky (3/2/57)
- 20 Hank Bertelkamp at Davidson (2/9/53)
47. 19 Wayne Chism vs. Gonzaga (1/7/09)
- 19 Dyron Nix vs. Ole Miss (1/6/88)
- 19 Reggie Johnson vs. Eastern Montana (12/6/77)
- 19 Bernard King vs. St. John's (12/18/76)
- 19 Bernard King at Kentucky (1/12/77)
- 19 Larry Robinson vs. LSU (2/26/73)
- 19 Austin "Red" Robbins vs. Florida (2/5/66)
- 19 Sid Elliott vs. Georgia (2/2/63)
- 19 Orb Bowling vs. Tulane (3/3/62)
- 19 Gene Tormohlen vs. Alabama (2/21/59)
57. 18 Jarnell Stokes vs. Mercer (3/23/14)
- 18 Jarnell Stokes vs. USC Upstate (11/16/13)
- 18 Jarnell Stokes vs. Alabama (1/26/13)
- 18 Wayne Chism vs. Vanderbilt (1/17/08)
- 18 Damon Johnson vs. College of Charleston (3/13/96)
- 18 Corey Allen at Florida (2/27/93)
- 18 Dyron Nix at LSU (2/10/89)
- 18 Dyron Nix vs. Vanderbilt (2/4/87)
- 18 Bernard King vs. San Francisco (12/10/76)
- 18 Bernard King vs. Georgia (2/1/77)
- 18 Bernard King vs. Ole Miss (2/14/77)
- 18 Bernard King vs. Alabama (1/31/76)
- 18 Bernard King vs. LSU (2/23/76)
- 18 Bernard King vs. Missouri (12/21/74)
- 18 Bernard King at Georgia (2/1/75)
- 18 Bernard King at Ole Miss (2/10/75)
- 18 Tom Boerwinkle at Ole Miss (1/22/67)
- 18 Austin "Red" Robbins vs. Alabama (1/29/66)
- 18 Austin "Red" Robbins at LSU (2/14/66)
- 18 Sid Elliott vs. Mississippi State (2/28/64)
- 18 Orb Bowling vs. Vanderbilt (1/6/62)
- 18 Eddie Test vs. Tulane (1/9/60)
- 18 Gene Tormohlen vs. Sewanee 1/20/58)
- 18 Gene Tormohlen at Georgia (2/1/58)
- 18 Carl Widseth vs. LSU (1/16/56)
- 18 Carl Widseth vs. Georgia Tech (2/20/56)
- 18 Carl Widseth vs. Georgia Tech (1/29/55)
- 18 Ed Weiner at Florida (2/6/54)
- 18 Carl Widseth at Auburn (3/1/54)
86. 17 Tyler Smith at Vanderbilt (2/26/08)
- 17 Steve Hamer vs. Western Carolina (12/6/95)
- 17 Ian Lockhart vs. Georgia (2/28/90)
- 17 Dyron Nix vs. Kentucky (1/10/87)
- 17 Howard Wood vs. Duke (12/29/80)
- 17 Reggie Johnson vs. Seton Hall (12/23/78)
- 17 Chuck Threeths vs. Northwestern (12/21/77)
- 17 Bernard King at LSU (1/15/77)
- 17 Bernard King at St. John's (12/9/75)
- 17 Bernard King vs. Ole Miss (2/21/76)
- 17 Bernard King vs. LSU (1/27/75)
- 17 Don Johnson at Alabama (2/21/70)
- 17 Bobby Croft vs. Southern Illinois (12/14/68)
- 17 Tom Boerwinkle vs. Utah State (12/29/67)
- 17 Ron Widby vs. LSU (3/4/67)
- 17 Austin "Red" Robbins vs. Mexico (1/24/66)
- 17 Howard Bayne at Ole Miss (2/8/65)
- 17 Bobby Hogsett vs. Sewanee (12/11/63)
- 17 Sid Elliott vs. Tulane (3/3/62)
- 17 Gene Tormohlen vs. Davidson 12/18/58)
- 17 Dalen Showalter at Sewanee (12/7/57)
- 17 Gene Tormohlen vs. Vanderbilt (1/4/58)
- 17 Gene Tormohlen vs. LSU (1/13/58)
- 17 Gene Tormohlen vs. Sewanee (12/15/56)
- 17 Dick Kellar vs. Georgia (2/2/57)
- 17 Gene Tormohlen vs. Georgia (2/2/57)
- 17 Hurst vs. Clemson (12/20/55)
- 17 Carl Widseth vs. Arizona State (1/1/54)
- 17 Ed Weiner vs. Chattanooga (12/10/52)
- 17 Carl Widseth vs. Vanderbilt (1/24/53)
- 17 Herb Neff vs. Wake Forest (12/4/51)
- 17 Herb Neff at Georgia Tech (2/20/52)

DOUBLE-DOUBLES

■ SEASON

1. 22 Jarnell Stokes (37 games) - 2013-14
- 22 Bernard King (26 games) - 1976-77
3. 21 Bernard King (25 games) - 1974-75
4. 19 Bernard King (25 games) - 1975-76
- 19 Carl Widseth (24 games) - 1955-56
6. 18 Gene Tormohlen (21 games) - 1958-59
- 18 Gene Tormohlen (23 games) - 1957-58
8. 17 Don Johnson (28 games) - 1970-71
- 17 Austin "Red" Robbins (26 games) - 1965-66
10. 16 Jarnell Stokes (33 games) - 2012-13
- 16 Carl Widseth (21 games) - 1954-55
12. 15 Carl Widseth (22 games) - 1953-54
- 14 Ian Lockhart (30 games) - 1989-90
13. 14 Len Kosmalski (26 games) - 1973-74
- 14 Tom Boerwinkle (26 games) - 1967-68
- 14 Tom Boerwinkle (28 games) - 1966-67
- 14 Gene Tormohlen (22 games) - 1956-57
18. 13 Rob Jones (37 games) - 1984-85
19. 12 Dyron Nix (29 games) - 1986-87
- 12 Bobby Croft (25 games) - 1969-70
- 12 Don Johnson (25 games) - 1969-70
- 12 Dalen Showalter (22 games) - 1958-59
- 12 Dalen Showalter (23 games) - 1957-58
24. 11 Dyron Nix (30 games) - 1988-89
- 11 Reggie Johnson (27 games) - 1977-78
- 11 Herb Neff (20 games) - 1951-52
27. 10 Steve Hamer (25 games) - 1994-95
- 10 Bobby Croft (28 games) - 1968-69
- 10 A.W. Davis (24 games) - 1964-65

■ CAREER

1. 62 Bernard King (76 games) - 1974-77
2. 56 Carl Widseth (88 games) - 1952-56
3. 50 Gene Tormohlen (66 games) - 1956-59
4. 40 Jarnell Stokes (87 games) - 2011-14
- 34 Dyron Nix (113 games) - 1985-89
6. 32 Dalen Showalter (68 games) - 1957-60
7. 31 Reggie Johnson (115 games) - 1976-80
8. 29 Tom Boerwinkle (69 games) - 1966-68
9. 27 Len Kosmalski (68 games) - 1971-74
10. 25 Steve Hamer (104 games) - 1992-96
- 25 Austin "Red" Robbins (48 games) - 1965-66
12. 23 A.W. Davis (71 games) - 1963-65
13. 22 Rob Jones (130 games) - 1982-86
- 22 Bobby Croft (79 games) - 1968-70
15. 21 Ed Wiener (73 games) - 1951-55
16. 20 Ron Widby (79 games) - 1965-67
17. 18 Jarnell Stokes (50 games) - 2012-present
- 18 Wayne Chism (142 games) - 2006-10
- 18 Isiah Victor (125 games) - 1997-01
20. 17 Don Johnson (81 games) - 1968-71
- 17 Sid Elliott (70 games) - 1962-64
22. 16 Vincent Yarbrough (127 games) - 1998-02
- 16 Ian Lockhart (110 games) - 1986-90
- 16 Doug Roth (114 games) - 1985-89
- 16 Willie Burton (111 games) - 1980-84
26. 14 Jeronne Maymon (84 games) - 2010-14
- 14 Dale Ellis (118 games) - 1979-83
- 14 Orb Bowling (54 games) - 1960-63
29. 13 Brandon Crump (115 games) - 2001-05
- 13 Leon Ammerman (62 games) - 1955-58
31. 12 Tyler Smith (82 games) - 2007-10
- 12 Ernie Grunfeld (101 games) - 1973-77
- 12 Larry Robinson (49 games) - 1971-73
- 12 Sid Elliott (70 games) - 1961-64
35. 11 Ron Slay (109 games) - 1999-2003
- 11 Howard Bayne (66 games) - 1964-66
37. 10 C.J. Black (118 games) - 1996-00
- 10 Corey Allen (64 games) - 1991-93

■ BY CLASS

- Freshman - 21, Bernard King (25 games) - 1974-75
 Sophomore - 19, Bernard King (25 games) - 1975-76
 Junior - 22, Jarnell Stokes (37 games) - 2013-14
 22, Bernard King (26 games) - 1976-77
 Senior - 19, Carl Widseth (24 games) - 1955-56

■ CAREER "POINTS & ASSISTS" DOUBLE-DOUBLES

1. 5 Rodney Woods (76 games) - 1972-75
 2. 3 Tyrone Beaman (121 games) - 1980-84
 3. 2 Tony Harris (121 games) - 1997-2001
 - 2 Fred Jenkins (110 games) - 1983-87
 - 2 Johnny Darden (109 games) - 1975-79
- All players with multiple points-assists dub-dubs are listed*

■ CONSECUTIVE GAMES DOUBLE-DOUBLE STREAK

1. 14 Gene Tormohlen (Dec. 27, 1958 - Feb. 21, 1959) - 1958-59
 2. 11 Austin "Red" Robbins (Jan. 22, 1966 - Feb. 21, 1966) - 1965-66
 3. 11 Carl Widseth (Jan. 15 - Feb. 28) - 1954-55
 4. 9 Bernard King (Jan. 8 - Feb. 1, 1977) - 1976-77
 - 9 Gene Tormohlen (Jan. 4 - Feb. 22, 1958) - 1957-58
 6. 8 Bernard King (Jan. 3 - Jan. 31, 1976) - 1975-76
 7. 6 Jarnell Stokes (Jan. 26 - Feb. 13, 2013) - 2012-13
 - 6 Bernard King (Dec. 20, 1974 - Jan. 11, 1975) - 1974-75
 - 6 Len Kosmalski (Jan. 31 - Feb. 19, 1972) - 1971-72
 - 6 Len Kosmalski (Dec. 1 - Dec. 28, 1971) - 1971-72
 - 6 Tom Boerwinkle (Jan. 20, 1968 - Feb. 5, 1968) - 1967-68
 - 6 Carl Widseth (Jan. 9 - Feb. 6, 1954) - 1953-54
 - 6 Carl Widseth (Feb. 15 - March 6, 1954) - 1953-54
 14. 5 Bernard King (Feb. 21 - March 13, 1977) - 1976-77
 - 5 Don Johnson (Jan. 30 - Feb. 13, 1971) 1970-71
 - 5 Dalen Showalter (Jan. 12 - Feb. 2, 1959) - 1958-59
 - 5 Gene Tormohlen (Dec. 9 - Dec. 28, 1957) - 1957-58
 - 5 Gene Tormohlen (Jan. 26 - Feb. 11, 1957) - 1956-57
 - 5 Carl Widseth (Dec. 19, 1955 - Jan. 2, 1956) - 1955-56
- All known streaks of five games or longer are listed*

■ BY TEAM - SINGLE SEASON

1. 35 1958-59
- 35 1956-57
3. 34 1957-58
4. 32 1976-77
5. 30 1974-75
- 30 1964-65

■ 20-20 GAMES (points-rebounds)

- 28-22 Herb Neff vs. Tulane (1/7/52)
 22-27 Herb Neff vs. Mississippi State (2/23/52)
 29-21 Carl Widseth vs. Tulane (1/14/56)
 23-20 Gene Tormohlen at Furman (12/1/56)
 21-21 Gene Tormohlen vs. LSU (12/21/57)
 23-23 Gene Tormohlen at Georgia Tech (1/25/58)
 25-24 Gene Tormohlen at Florida (2/3/58)
 23-23 Gene Tormohlen at Vanderbilt (2/15/58)
 29-23 Gene Tormohlen at Auburn (2/21/58)
 22-28 Gene Tormohlen vs. Michigan (12/5/58)
 25-25 Gene Tormohlen vs. Wyoming (12/6/58)
 20-26 Gene Tormohlen vs. Georgia Tech (1/24/59)
 23-23 Gene Tormohlen at Ole Miss (2/9/59)
 23-23 Austin "Red" Robbins at Ole Miss (2/8/65)
 35-20 Austin "Red" Robbins vs. Georgia (2/7/66)
 28-20 Bernard King vs. Auburn (1/4/75)
 24-20 Bernard King vs. Kentucky (2/15/75)
 37-22 Bernard King vs. Tulane (12/29/75)
 43-20 Bernard King vs. Florida (1/17/76)
 24-20 Bernard King vs. Vanderbilt (3/7/77)
 32-20 Dyron Nix vs. UT-Chattanooga (12/3/88)
 31-21 Steve Hamer vs. Alabama (3/7/96)
 32-20 Jeronne Maymon vs. Memphis (11/22/2011)



OFFENSIVE REBOUNDING

OFFENSIVE REBOUNDS

Tennessee first started tracking "offensive" rebounds as an official stat beginning with the 1996-97 season. Thus, all records listed here only reflect offensive rebounding totals since the stat has been recorded.

Some former Vols who played before 1996-97 and would likely have been among the leaders listed on this spread include, but are not limited to: Tom Boerwinkle, Willie Burton, A.W. Davis, Steve Hamer, Reggie Johnson, Rob Jones, Bernard King, Len Kosmalski, Ian Lockhart, Dyrone Nix, Austin "Red" Robbins and Gene Tormohlen.

■ GAME (All 7+ offensive rebounding performances are listed)

1. 12 Jarnell Stokes vs. Mercer (3/20/13)
2. 10 Jeronne Maymon vs. NC State (12/18/13)
- 10 Jeronne Maymon vs. Ole Miss (3/9/12)
4. 9 Jeronne Maymon vs. Memphis (11/22/11)
- 9 Brian Williams vs. College of Charleston (12/31/10)
- 9 Jemere Hendrix vs. Georgia Tech (2/7/04)
7. 8 Jarnell Stokes vs. Mercer (3/23/14)
- 8 Jarnell Stokes vs. UTEP (11/28/13)
- 8 Jarnell Stokes vs. Alabama (3/15/13)
- 8 Jarnell Stokes at Texas A&M (2/23/13)
- 8 Jarnell Stokes vs. Alabama (1/26/13)
- 8 Brian Williams vs. Vanderbilt (1/15/11)
- 8 Brian Williams vs. Oakland (12/14/10)
- 8 Wayne Chism vs. Louisiana (12/29/08)
- 8 Brian Williams vs. Gonzaga (11/30/08)
- 8 Duke Crews vs. Long Beach State (3/16/07)
- 8 Andre Patterson vs. Murray State (11/30/05)
- 8 Jemere Hendrix at Mississippi State (1/28/04)
- 8 Vincent Yarbrough at Arkansas (2/7/01)
20. 7 Jarnell Stokes at Texas A&M (2/22/14)
- 7 Jarnell Stokes at LSU (1/7/14)
- 7 Jeronne Maymon at Xavier (11/12/13)
- 7 Jarnell Stokes at Auburn (3/6/13)
- 7 Jarnell Stokes vs. Vanderbilt (1/29/13)
- 7 Brian Williams vs. North Carolina A&T (12/23/09)
- 7 Wayne Chism vs. Kentucky (1/13/09)
- 7 Wayne Chism vs. Vanderbilt (1/17/08)
- 7 Brian Williams vs. Western Kentucky (12/15/07)
- 7 Tyler Smith vs. North Carolina A&T (11/27/07)
- 7 Yemi Makanjuola vs. The Citadel (12/29/01)

■ SEASON

1. 155 Jarnell Stokes (37 games) - 2013-14
2. 138 Jarnell Stokes (33 games) - 2012-13
3. 123 Jeronne Maymon (37 games) - 2013-14
4. 101 Brian Williams (32 games) - 2010-11
5. 98 Jeronne Maymon (33 games) - 2011-12
6. 94 Wayne Chism (34 games) - 2008-09
- 94 Tyler Smith (36 games) - 2007-08
8. 89 Duke Crews (35 games) - 2006-07
9. 81 C.J. Black (32 games) - 1999-2000
10. 80 Vincent Yarbrough (33 games) - 1999-2000
11. 77 Jemere Hendrix (29 games) - 2003-04
12. 74 Wayne Chism (37 games) - 2009-10
- 74 Andre Patterson (30 games) - 2005-06
14. 73 Brian Williams (27 games) - 2009-10
15. 72 C.J. Black (29 games) - 1997-98
16. 71 Brian Williams (34 games) - 2008-09
- 71 Andre Patterson (31 games) - 2004-05

■ CAREER

1. 337 Jarnell Stokes (87 games) - 2011-14
2. 302 Wayne Chism (142 games) - 2006-10
3. 300 Brian Williams (126 games) - 2007-11
4. 292 C.J. Black (118 games) - 1996-2000
5. 282 Vincent Yarbrough (127 games) - 1998-2002
6. 262 Isiah Victor (125 games) - 1997-2001
7. 242 Brandon Crump (115 games) - 2001-05
8. 241 Jeronne Maymon (84 games) - 2010-14
9. 199 Ron Slay (109 games) - 1999-2003
10. 196 Charles Hathaway (126 games) - 1996-2001
11. 182 Jarnell Stokes (50 games) - 2011-present
12. 180 Tyler Smith (82 games) - 2007-10
13. 156 Kenny Hall (116 games) - 2009-13
14. 145 Andre Patterson (61 games) - 2004-06
15. 142 Duke Crews (61 games) - 2006-08
16. 120 JaJuan Smith (126 games) - 2004-08
17. 118 Jeronne Maymon (47 games) - 2010-present
18. 116 Chris Lofton (128 games) - 2004-08
19. 115 Jon Higgins (124 games) - 1999-2003
20. 112 Major Wingate (89 games) - 2003-06
21. 110 Marcus Haislip (89 games) - 1999-2002
22. 103 Dane Bradshaw (124 games) - 2003-07

YEAR-BY-YEAR LEADERS

Year	Player	G	ORs	Avg	Year	Player	G	ORs	Avg	Year	Player	G	ORs	Avg
1997	C.J. Black	27	77	2.85	2004	Jemere Hendrix	29	77	2.66	2011	Brian Williams	32	101	3.16
1998	C.J. Black	29	72	2.48	2005	Andre Patterson	31	71	2.29	2012	Jeronne Maymon	33	98	2.96
1999	Isiah Victor	30	68	2.27	2006	Andre Patterson	30	74	2.47	2013	Jarnell Stokes	33	138	4.18
2000	C.J. Black	32	81	2.53	2007	Duke Crews	35	89	2.54	2014	Jarnell Stokes	37	155	4.19
2001	Vincent Yarbrough	33	70	2.12	2008	Tyler Smith	36	94	2.61					
2002	Vincent Yarbrough	31	70	2.26	2009	Wayne Chism	34	94	2.76					
2003	Elgrace Wilborn	29	54	1.86	2010	Wayne Chism	27	73	2.70					

OFFENSIVE REBOUNDING AVERAGE

■ **SEASON** (minimum 20 games)

1. 4.19 Jarnell Stokes (155/37 games) - 2013-14
2. 4.18 Jarnell Stokes (138/33 games) - 2012-13
3. 3.32 Jeronne Maymon (123/37 games) - 2013-14
4. 3.16 Brian Williams (101/32 games) - 2010-11
5. 2.96 Jeronne Maymon (98/33 games) - 2011-12
6. 2.90 Andre Patterson (71/31 games) - 2004-05
7. 2.76 Wayne Chism (94/34 games) - 2008-09
8. 2.70 Brian Williams (73/27 games) - 2009-10
9. 2.66 Jemere Hendrix (77/29 games) - 2003-04
10. 2.61 Tyler Smith (94/36 games) - 2007-08
11. 2.54 Duke Crews (89/35 games) - 2006-07
12. 2.53 C.J. Black (81/32 games) - 1999-2000
13. 2.48 C.J. Black (72/29 games) - 1997-98
14. 2.47 Andre Patterson (74/30 games) - 2005-06
15. 2.42 Vincent Yarbrough (80/33 games) - 1999-2000
16. 2.27 Isiah Victor (68/30 games) - 1998-99
17. 2.26 Vincent Yarbrough (70/31 games) - 2001-02

■ **CAREER** (minimum 30 games)

1. 3.87 Jarnell Stokes (337/87 games) - 2011-14
2. 2.87 Jeronne Maymon (241/84 games) - 2010-14
3. 2.47 C.J. Black (292/118 games) - 1996-2000
4. 2.381 Brian Williams (300/126 games) - 2007-11
5. 2.377 Andre Patterson (145/61 games) - 2004-06
6. 2.33 Duke Crews (142/61 games) - 2006-08
7. 2.22 Vincent Yarbrough (282/127 games) - 1998-2002
8. 2.20 Tyler Smith (180/82 games) - 2007-10
9. 2.13 Wayne Chism (302/142 games) - 2006-10
10. 2.104 Brandon Crump (242/115 games) - 2001-05
11. 2.096 Isiah Victor (262/125 games) - 1997-2001
12. 1.97 Tobias Harris (67/34 games) - 2010-11
13. 1.83 Ron Slay (199/109 games) - 1999-2003
14. 1.82 Jemere Hendrix (104/57 games) - 2003-05
15. 1.56 Charles Hathaway (196/126 games) - 1996-2001
16. 1.55 J.P. Prince (147/95 games) - 2007-10
17. 1.534 Elgrace Wilborn (89/58 games) - 2001-03
18. 1.529 John Fields (52/34 games) - 2010-11
19. 1.34 Kenny Hall (156/116 games) - 2009-13
20. 1.259 Scooter McFadgon (68/54 games) - 2003-05
21. 1.258 Major Wingate (112/89 games) - 2003-06
22. 1.24 Marcus Haislip (110/89 games) - 1999-2002

MOST OFFENSIVE REBOUNDS

■ **BY CLASS**

- Freshman - 89, Duke Crews (35 games) - 2006-07
- Sophomore - 138, Jarnell Stokes (33 games) - 2012-13
- Junior - 155, Jarnell Stokes (37 games) - 2013-14
- Senior - 123, Jeronne Maymon (37 games) - 2013-14

■ **BY CAREER**

- 4-Year Career - 302, Wayne Chism (142 games) - 2006-10
- 3-Year Career - 337, Jarnell Stokes (87 games) - 2011-14
- 2-Year Career - 142, Duke Crews (61 games) - 2006-08
- 1-Year Career - 67, Tobias Harris (34 games) - 2010-11

OFFENSIVE REBOUNDING AVERAGE

■ **BY CLASS** (minimum 20 games)

- Freshman - 2.54, Duke Crews (89/35 games) - 2006-07
- Sophomore - 4.18, Jarnell Stokes (138/33 games) - 2012-13
- Junior - 4.19, Jarnell Stokes (155/37 games) - 2013-14
- Senior - 3.32, Jeronne Maymon (123/37 games) - 2013-14

■ **BY CAREER**

- 4-Year Career - 2.47, C.J. Black (292/118 games) - 1996-2000
- 3-Year Career - 3.87, Jarnell Stokes (337/87 games) - 2011-14
- 2-Year Career - 2.38, Andre Patterson (145/61 games) - 2004-06
- 1-Year Career - 1.97, Tobias Harris (67/34 games) - 2010-11

OUTLOOK

PLAYERS

STAFF

REVIEW

RESULTS

RECORDS

HONORS

POSTSEASON

VOLMANAC

MEDIA INFO



FIELD GOALS

FIELD GOALS MADE

■ GAME

- 19 Reggie Johnson vs. Florida (2/6/80)
- 19 Bernard King vs. Florida (1/17/76)
- 19 Ron Widby vs. LSU (3/4/67)
- 18 Bernard King vs. Wisconsin-Milwaukee (11/30/74)
- 18 Bernard King at Georgia (2/1/75)

■ SEASON

- 286 Reggie Johnson (33 games) - 1978-79
- 279 Dale Ellis (32 games) - 1982-83
- 278 Bernard King (26 games) - 1976-77
- 273 Bernard King (25 games) - 1974-75
- 265 Allan Houston (34 games) - 1990-91
- 260 Bernard King (25 games) - 1975-76
- 259 Tony White (29 games) - 1986-87
- 257 Dale Ellis (30 games) - 1981-82
- 257 Ron Widby (28 games) - 1966-67
- 255 Ernie Grunfeld (27 games) - 1975-76

■ CAREER

- 902 Allan Houston (128 games) - 1989-93
- 867 Ernie Grunfeld (101 games) - 1973-77
- 864 Reggie Johnson (115 games) - 1976-80
- 846 Tony White (127 games) - 1983-87
- 832 Dale Ellis (118 games) - 1979-83
- 811 Bernard King (76 games) - 1974-77
- 713 Dyron Nix (113 games) - 1985-89
- 690 Chris Lofton (128 games) - 2004-08
- 648 Michael Brooks (127 games) - 1980-83, 84-85
- 613 Vincent Yarbrough (127 games) - 1998-02

FIELD GOAL ATTEMPTS

■ GAME

- 39 Ron Widby vs. LSU (3/4/67)
- 36 Ron Widby at. Mississippi State (3/6/67)
- 35 Bernard King vs. Wisconsin-Milwaukee (11/30/74)
- 31 Bernard King at Georgia (2/26/77)
- 31 Ron Widby vs. Furman (1/3/67)
- 31 Ron Widby at Florida (2/21/66)

■ SEASON

- 550 Allan Houston (34 games) - 1990-91
- 537 Ron Widby (28 games) - 1966-67
- 530 Tony White (29 games) - 1986-87
- 512 Jordan McRae (37 games) - 2013-14
- 493 Tony White (28 games) - 1985-86
- 492 Dyron Nix (30 games) - 1988-89
- 492 Allan Houston (34 games) - 1991-92
- 487 Reggie Johnson (33 games) - 1978-79
- 485 Ernie Grunfeld (27 games) - 1975-76
- 481 Bernard King (26 games) - 1976-77

■ CAREER

- 1961 Allan Houston (128 games) - 1989-93
- 1712 Ernie Grunfeld (101 games) - 1973-77
- 1704 Tony White (127 games) - 1983-87
- 1520 Chris Lofton (128 games) - 2004-08
- 1489 Reggie Johnson (115 games) - 1976-80
- 1399 Dale Ellis (118 games) - 1979-83
- 1394 Vincent Yarbrough (127 games) - 1998-02
- 1385 Dyron Nix (113 games) - 1985-89
- 1374 Bernard King (76 games) - 1974-77
- 1366 Brandon Wharton (115 games) - 1995-99

FIELD GOAL PERCENTAGE

■ GAME (MIN. 10 ATT.)

- 100.0 (10-10) Mike Jackson vs. Missouri (12/21/74)
- 94.1 (16-17) Bernard King vs. Vermont (12/30/74)
- 92.3 (12-13) Steve Hamer vs. Vanderbilt (2/24/96)
- 91.7 (11-12) Carlus Groves vs. Ole Miss (2/19/92)
- 91.7 (11-12) Fred Jenkins vs. Navy (12/27/83)

■ SEASON (MIN. 200 ATT.)

- .654 Dale Ellis (257-393) - 1981-82
- .645 Reggie Johnson (131-203) - 1976-77
- .622 Bernard King (273-439) - 1974-75
- .6013 Rob Jones (181-301) - 1984-85
- .6012 Dale Ellis (279-464) - 1982-83
- .597 Dale Ellis (215-360) - 1980-81
- .589 Isiah Victor (126-214) - 1998-99
- .587 Reggie Johnson (286-487) - 1978-79
- .580 Rob Jones (127-219) - 1985-86
- .578 Bernard King (278-481) - 1976-77

■ CAREER (MIN. 500 ATT.)

- .595 Dale Ellis (832-1399) - 1979-83
- .590 Bernard King (811-1374) - 1974-77
- .580 Reggie Johnson (864-1489) - 1976-80
- .571 Rob Jones (432-756) - 1982-86
- .567 Brandon Crump (494-871) - 2001-05
- .558 Steve Hamer (518-928) - 1992-96
- .546 Carlus Groves (361-661) - 1989-92
- .545 Tom Boerwinkle (312-573) - 1965-68
- .542 Jeronne Maymon (293-541) - 2010-14
- .537 Isiah Victor (469-873) - 1997-01

MOST FIELD GOALS MADE

■ BY CLASS

Freshman - 273, Bernard King (25 games) - 1974-75
 Sophomore - 265, Allan Houston (34 games) - 1990-91
 Junior - 286, Reggie Johnson (33 games) - 1978-79
 Senior - 279, Dale Ellis (32 games) - 1982-83

■ BY CAREER

4-Year Career - 902, Allan Houston (128 games) - 1989-93
 3-Year Career - 811, Bernard King (76 games) - 1974-77
 2-Year Career - 335, Corey Allen (64 games) - 1991-93
 1-Year Career - 185, Tobias Harris (34 games) - 2010-11

MOST FIELD GOALS ATTEMPTED

■ BY CLASS

Freshman - 465, Allan Houston (30 games) - 1989-90
 Sophomore - 550, Allan Houston (34 games) - 1990-91
 Junior - 493, Tony White (28 games) - 1985-86
 Senior - 537, Ron Widby (28 games) - 1966-67

■ BY CAREER

4-Year Career - 1961, Allan Houston (128 games) - 1989-93
 3-Year Career - 1374, Bernard King (76 games) - 1974-77
 2-Year Career - 704, Corey Allen (64 games) - 1991-93
 1-Year Career - 402, Tobias Harris (34 games) - 2010-11

HIGHEST FIELD GOAL PERCENTAGE

■ BY CLASS

Freshman - .645, Reggie Johnson (131-203) - 1976-77
 Sophomore - .597, Dale Ellis (215-360) - 1980-81
 Junior - .654, Dale Ellis (257-393) - 1981-82
 Senior - .601, Dale Ellis (279-464) - 1982-83

■ BY CAREER

4-Year Career - .595, Dale Ellis (832-1399) - 1979-83
 3-Year Career - .590, Bernard King (811-1374) - 1974-77
 2-Year Career - .600, Larry Robinson (204-340) - 1971-73
 1-Year Career - .587, John Fields (37-63) - 2010-11

FREE THROWS

FREE THROWS MADE

■ GAME

- 22 Bill Justus vs. Ohio (3/17/69)
- 18 Tony White vs. Auburn (2/14/87)
- 17 Carl Widseth at Auburn (2/25/56)
- 17 Howard Wood vs. Ole Miss (1/7/81)
- 16 Jeronne Maymon vs. Memphis (11/22/11)

■ SEASON

- 222 Carl Widseth (24 games) - 1955-56
- 189 Allan Houston (34 games) - 1991-92
- 177 Allan Houston (34 games) - 1990-91
- 173 Dyron Nix (29 games) - 1987-88
- 173 Ernie Grunfeld (27 games) - 1975-76
- 170 Tyler Smith (34 gms) - 2008-09
- 167 Jordan McRae (37 gms) - 2013-14
- 166 Dale Ellis (32 games) - 1982-83
- 165 Tony White (29 games) - 1986-87
- 165 Allan Houston (30 games) - 1992-93

■ CAREER

- 651 Allan Houston (128 games) - 1989-93
- 621 Carl Widseth (88 games) - 1952-56
- 515 Ernie Grunfeld (101 games) - 1973-77
- 499 Tony White (127 games) - 1983-87
- 412 Dyron Nix (113 games) - 1985-89
- 403 C.J. Black (118 games) - 1996-00
- 402 Ron Slay (109 games) - 1999-03
- 401 C.J. Watson (119 games) - 2002-06
- 401 Dale Ellis (118 games) - 1979-83
- 384 Tony Harris (121 games) - 1997-01

FREE THROW ATTEMPTS

■ GAME

- 23 Bill Justus vs. Ohio (3/17/69)
- 20 Ed Wiener at Vanderbilt (12/30/52)
- 20 Carl Widseth vs. Kentucky Wesleyan (12/10/55)
- 20 Carl Widseth at Auburn (2/25/56)
- 20 Howard Wood vs. Ole Miss (1/7/81)

■ SEASON

- 288 Carl Widseth (24 games) - 1955-56
- 252 Steve Hamer (29 games) - 1995-96
- 230 Jarnell Stokes (37 games) - 2013-14
- 227 Dyron Nix (29 games) - 1987-88
- 225 Allan Houston (34 games) - 1991-92
- 225 Carl Widseth (22 games) - 1953-54
- 222 Tyler Smith (34 gms) - 2008-09
- 221 Dale Ellis (32 games) - 1982-83
- 214 Ernie Grunfeld (27 games) - 1975-76
- 212 Jordan McRae (37 games) - 2013-14

■ CAREER

- 848 Carl Widseth (88 games) - 1952-56
- 767 Allan Houston (128 games) - 1989-93
- 653 Ernie Grunfeld (101 games) - 1973-77
- 594 Tony White (127 games) - 1983-87
- 583 Dyron Nix (113 games) - 1985-89
- 573 Steve Hamer (104 games) - 1992-96
- 572 Isiah Victor (125 games) - 1997-01
- 532 Ron Slay (109 games) - 1999-03
- 532 C.J. Black (118 games) - 1996-00
- 524 Dale Ellis (118 games) - 1979-83

FREE THROW PERCENTAGE

■ GAME (MIN. 12 ATT.)

- 100.0 (14-14) Anthony Richardson vs. LSU (1/12/85)
- 100.0 (14-14) Jimmy England at Ole Miss (1/4/71)
- 100.0 (13-13) Chris Lofton vs. ETSU (12/30/06)
- 100.0 (13-13) Scooter McFadgon vs. Auburn (2/28/04)
- 100.0 (13-13) Scooter McFadgon vs. Kentucky (1/20/04)
- 100.0 (12-12) Tyrone Beaman vs. Florida (2/18/84)
- 100.0 (12-12) Howard Wood vs. Arizona State (12/15/75)
- 100.0 (12-12) Ernie Grunfeld at Mississippi State (1/25/75)

■ SEASON (MIN. 100 ATT.)

- .912 Scooter McFadgon (134-147) - 2003-04
- .905 Bill Justus (133-147) - 1968-69
- .902 Tony White (165-183) - 1986-87
- .897 Jimmy England (131-146) - 1969-70
- .894 Danny Schultz (101-113) - 1963-64
- .890 Michael Brooks (146-164) - 1984-85
- .8782 C.J. Watson (137-156) - 2005-06
- .8777 Allan Houston (165-188) - 1992-93
- .8732 Tony White (124-142) - 1985-86
- .8725 Danny Schultz (89-102) - 1962-63

■ CAREER (MIN. 300 ATT.)

- .881 Jimmy England (319-362) - 1968-71
- .8492 Bill Justus (338-398) - 1966-69
- .8488 Allan Houston (651-767) - 1989-93
- .847 Michael Brooks (304-359) - 1980-83,84-85
- .842 Chris Lofton (320-380) - 2004-08
- .840 Tony White (499-594) - 1983-87
- .805 A.W. Davis (331-411) - 1962-65
- .804 Bill Hann (262-326) - 1966-69
- .801 Howard Wood (295-368) - 1977-81
- .789 Ernie Grunfeld (515-653) - 1973-77

MOST FREE THROWS MADE

■ BY CLASS

Freshman - 128, Tobias Harris (34 games) - 2010-11
 Sophomore - 177, Allan Houston (34 games) - 1990-91
 Junior - 189, Allan Houston (34 games) - 1991-92
 Senior - 222, Carl Widseth (24 games) - 1955-56

■ BY CAREER

4-Year Career - 651, Allan Houston (128 games) - 1989-93
 3-Year Career - 340, Bernard King (76 games) - 1974-77
 2-Year Career - 211, Scooter McFadgon (54 games) - 2003-05
 1-Year Career - 128, Tobias Harris (34 games) - 2010-11

MOST FREE THROWS ATTEMPTED

■ BY CLASS

Freshman - 170, Tobis Harris (34 games) - 2010-11
 Sophomore - 225, Carl Widseth (22 games) - 1953-54
 Junior - 230, Jarnell Stokes (37 games) - 2013-14
 Senior - 288, Carl Widseth (24 games) - 1955-56

■ BY CAREER

4-Year Career - 848, Carl Widseth (88 games) - 1952-56
 3-Year Career - 489, Jarnell Stokes (87 games) - 2011-14
 2-Year Career - 240, Scooter McFadgon (54 games) - 2003-05
 1-Year Career - 170, Tobias Harris (34 games) - 2010-11

HIGHEST FREE THROW PERCENTAGE

■ BY CLASS

Freshman - .805, Allan Houston (120-149) - 1989-90
 Sophomore - .863, Allan Houston (177-205) - 1990-91
 Junior - .912, Scooter McFadgon (134-147) - 2003-04
 Senior - .905, Bill Justus (133-147) - 1968-69

■ BY CAREER

4-Year Career - .847, Michael Brooks (304-359) - 1980-83,84-85
 3-Year Career - .881, Jimmy England (319-362) - 1968-71
 2-Year Career - .884, Danny Schultz (190-215) - 1962-64
 1-Year Career - .753, Tobias Harris (128-170) - 2010-11

CONSECUTIVE FREE THROWS MADE

■ GAME

18 by Bill Justus vs. Ohio (3/17/69)

■ SEASON

39 by Michael Brooks (1985)
 39 by Danny Schultz (1963)
 38 by Chris Lofton (2006)
 38 by Allan Houston (1991)
 32 by Scooter McFadgon (2004)

OUTLOOK

PLAYERS

STAFF

REVIEW

RESULTS

RECORDS

HONORS

POSTSEASON

VOLTMANAC

MEDIA INFO



3-POINT FIELD GOALS

3-POINT FIELD GOALS MADE

The NCAA adopted the 19-foot, 9-inch line nationally starting with the 1986-87 season. In 2007, the NCAA extended the distance to 20 feet 9 inches, with the rule going into effect at the beginning of the 2008-09 season.

■ GAME

- 9 Chris Lofton at Georgia (2/11/06)
- 8 Jordan McRae at Georgia (3/2/13)
- 8 Chris Lofton vs. North Carolina A&T (11/27/07)
- 8 Allan Houston vs. Fordham (12/29/89)
- 7 Chris Lofton vs. Georgia (1/26/08)
- 7 JaJuan Smith vs. Middle Tennessee (11/20/07)
- 7 Chris Lofton vs. Texas (12/23/06)
- 7 Chris Lofton at La-Lafayette (11/27/06)
- 7 Chris Lofton at Arkansas (2/26/05)
- 7 Chris Lofton vs. South Carolina (2/23/05)
- 7 Vincent Yarbrough at Kentucky (2/19/02)
- 7 Tony Harris vs. Arizona (1/13/98)
- 7 Brandon Wharton at Georgia (2/28/98)
- 7 Brandon Wharton vs. Georgia (3/7/96)
- 7 Allan Houston vs. Rutgers (11/19/92)
- 7 Allan Houston at Ole Miss (1/26/91)

■ SEASON

- 118 Chris Lofton (36 games) - 2007-08
- 114 Chris Lofton (30 games) - 2005-06
- 106 Chris Lofton (31 games) - 2006-07
- 99 Allan Houston (34 games) - 1990-91
- 93 JaJuan Smith (36 games) - 2007-08
- 93 Chris Lofton (31 games) - 2004-05
- 89 JaJuan Smith (35 games) - 2006-07
- 83 Allan Houston (30 games) - 1989-90
- 82 Allan Houston (34 games) - 1991-92
- 82 Allan Houston (30 games) - 1992-93

■ CAREER

- 431 Chris Lofton (128 games) - 2004-08
- 346 Allan Houston (128 games) - 1989-93
- 253 JaJuan Smith (126 games) - 2004-08
- 240 Tony Harris (121 games) - 1997-01
- 231 Brandon Wharton (115 games) - 1995-99
- 209 Jon Higgins (124 games) - 1999-03
- 179 Jordan McRae (114 games) - 2010-14
- 179 Vincent Yarbrough (127 games) - 1998-02
- 171 Greg Bell (98 games) - 1987-91
- 165 C.J. Watson (119 games) - 2002-06

3-POINT FIELD GOAL ATTEMPTS

■ GAME

- 20 Chris Lofton vs. North Carolina A&T (11/27/07)
- 18 Chris Lofton vs. Wichita State (3/18/06)
- 17 Greg Bell vs. Kentucky (1/21/89)
- 16 Chris Lofton vs. Texas (12/23/06)
- 15 Chris Lofton at Vanderbilt (2/26/08)
- 15 Chris Lofton vs. Alabama (2/21/07)
- 15 Allan Houston vs. LSU (2/10/90)

■ SEASON

- 307 Chris Lofton (36 games) - 2007-08
- 261 Chris Lofton (30 games) - 2005-06
- 253 Chris Lofton (31 games) - 2006-07
- 243 JaJuan Smith (36 games) - 2007-08
- 242 JaJuan Smith (35 games) - 2006-07
- 231 Allan Houston (34 games) - 1990-91
- 225 Jordan McRae (37 games) - 2013-14
- 200 Chris Lofton (31 games) - 2004-05
- 198 Allan Houston (30 games) - 1992-93
- 196 Allan Houston (34 games) - 1991-92

■ CAREER

- 1021 Chris Lofton (128 games) - 2004-08
- 817 Allan Houston (128 games) - 1989-93
- 681 JaJuan Smith (126 games) - 2004-08
- 665 Tony Harris (121 games) - 1997-01

- 578 Brandon Wharton (115 games) - 1995-99
- 526 Vincent Yarbrough (127 games) - 1998-02
- 525 Jon Higgins (124 games) - 1999-03
- 522 Jordan McRae (114 games) - 2010-14
- 476 Cameron Tatum (138 games) - 2008-12
- 465 Skylar McBee (131 games) - 2012-13

3-POINT FIELD GOAL PERCENTAGE

■ GAME (MIN. 5 ATT.)

- 100.0 (6-6) Jordan McRae vs. LSU (2/19/13)
- 100.0 (6-6) JaJuan Smith vs. Arkansas (2/13/08)
- 100.0 (5-5) C.J. Watson vs. Campbell (12/23/04)
- 100.0 (5-5) Chris Lofton at New Mexico (12/18/04)
- 100.0 (5-5) Thaydeus Holden vs. Vanderbilt (1/18/03)
- 100.0 (5-5) Shane Carnes vs. Michigan State (12/20/94)

■ SEASON (MIN. 100 ATT.)

- .486 Jon Higgins (53-109) - 2000-01
- .465 Chris Lofton (93-200) - 2004-05
- .437 Chris Lofton (114-261) - 2005-06
- .434 Mark Griffin (49-113) - 1988-89
- .432 Allan Houston (83-192) - 1989-90
- .431 Greg Bell (66-153) - 1989-90
- .430 Brandon Wharton (58-135) - 1996-97
- .429 Brandon Wharton (63-147) - 1997-98
- .429 Allan Houston (99-231) - 1990-91
- .422 C.J. Watson (49-116) - 2005-06

■ CAREER (MIN. 200 ATT.)

- .424 Allan Houston (346-817) - 1989-93
- .422 Chris Lofton (431-1021) - 2004-08
- .400 Brandon Wharton (231-578) - 1995-99
- .399 Greg Bell (171-429) - 1987-91
- .398 Jon Higgins (209-525) - 1999-03
- .396 C.J. Watson (165-417) - 2002-06
- .373 Thaydeus Holden (82-220) - 2001-03
- .372 JaJuan Smith (253-681) - 2004-08
- .370 Ron Slay (81-219) - 1999-03
- .361 Tony Harris (240-665) - 1997-01

3-POINT FIELD GOALS PER GAME

■ SEASON (MIN. 30 MADE)

- 3.80 Chris Lofton (114/30 games) - 2005-06
- 3.42 Chris Lofton (106/31 games) - 2006-07
- 3.28 Chris Lofton (118/36 games) - 2007-08
- 3.00 Chris Lofton (93/31 games) - 2004-05
- 2.91 Allan Houston (99/34 games) - 1990-91
- 2.77 Allan Houston (83/30 games) - 1989-90
- 2.73 Allan Houston (82/30 games) - 1992-93
- 2.58 JaJuan Smith (93/36 games) - 2007-08
- 2.54 JaJuan Smith (89/35 games) - 2006-07
- 2.41 Allan Houston (82/34 games) - 1991-92

■ CAREER (MIN. 50 MADE)

- 3.37 Chris Lofton (431/128 games) - 2004-08
- 2.70 Allan Houston (346/128 games) - 1989-93
- 2.03 Scooter McFadgon (110/54 games) - 2003-05
- 2.01 Brandon Wharton (231/115 games) - 1995-99
- 2.01 JaJuan Smith (253/126 games) - 2004-08
- 1.98 Tony Harris (240/121 games) - 1997-01
- 1.74 Greg Bell (171/98 games) - 1987-91
- 1.69 Jon Higgins (209/124 games) - 1999-03
- 1.68 Shane Williams (94/56 games) - 1994-96
- 1.47 Scotty Hopson (151/103 games) - 2009-11

MOST 3-POINT FIELD GOALS MADE

■ BY CLASS

- Freshman - 93, Chris Lofton (31 games) - 2004-05
- Sophomore - 114, Chris Lofton (30 games) - 2005-06
- Junior - 106, Chris Lofton (31 games) - 2006-07
- Senior - 118, Chris Lofton (36 games) - 2007-08

■ BY CAREER

4-Year Career - 431, Chris Lofton (128 games) - 2004-08
 3-Year Career - 151, Scotty Hopson (103 games) - 2009-11
 2-Year Career - 110, Scooter McFadgon (54 games) - 2003-05
 1-Year Career - 51, Antonio Barton (37 games) - 2013-14

MOST 3-POINT FIELD GOALS ATTEMPTED**■ BY CLASS**

Freshman - 200, Chris Lofton (31 games) - 2004-05
 Sophomore - 261, Chris Lofton (30 games) - 2005-06
 Junior - 253, Chris Lofton (31 games) - 2006-07
 Senior - 307, Chris Lofton (36 games) - 2007-08

■ BY CAREER

4-Year Career - 1021, Chris Lofton (128 games) - 2004-08

ASSISTS

ASSISTS**■ GAME**

- 19 Bill Hann vs. Alabama (1/6/68)
- 16 Bert Bertelkamp vs. Maryland (3/8/80)
- 16 Johnny Darden vs. vs. Northwestern (12/21/77)
- 16 Rodney Woods at Georgia (2/1/75)
- 15 Fred Jenkins vs. Georgia (2/28/87)
- 14 LaMarcus Golden at South Carolina (1/19/94)
- 14 Rodney Woods vs. Auburn (2/3/73)
- 13 Johnny Darden at Auburn (3/6/78)
- 13 Johnny Darden vs. Xavier (12/21/76)
- 13 Johnny Darden at LSU (11/26/76)
- 13 Rodney Woods vs. Wisconsin-Milwaukee (11/30/74)
- 13 Rodney Woods vs. Vermont (12/30/74)
- 13 Rodney Woods vs. Ole Miss (1/11/75)
- 13 Rodney Woods at LSU (3/1/75)
- 13 Rodney Woods vs. Georgia (3/8/75)
- 12 LaMarcus Golden vs. UT-Martin (11/26/93)
- 12 Tony Harris vs. Austin Peay (11/27/00)
- 12 Tyrone Beaman at Auburn (1/24/83)
- 12 Johnny Darden at Kentucky (2/15/78)
- 12 Johnny Darden at Mississippi State (2/13/78)
- 12 Johnny Darden vs. Georgia (1/21/78)
- 12 Johnny Darden vs. Duke (12/7/76)
- 12 Johnny Darden vs. LSU (2/12/77)
- 12 Johnny Darden vs. Kentucky (3/5/77)
- 12 Johnny Darden vs. Syracuse (3/13/77)
- 12 Rodney Woods vs. Mississippi State (2/24/75)
- 12 Jimmy England at Florida (2/15/71)
28. 11 Trae Golden vs. Louisiana-Monroe (11/16/11)
- 11 Bobby Maze vs. UT-Chattanooga (11/15/08)
- 11 Tyrone Beaman vs. Georgia (1/3/83)
- 11 Fred Jenkins vs. LSU (1/11/86)
- 11 Travis Henry vs. UT-Chattanooga (12/3/88)
- 11 Allan Houston vs. LSU (2/10/90)
- 11 Dane Bradshaw vs. Long Beach State (3/16/07)
- 11 Johnny Darden vs. East Carolina (12/5/78)
- 11 Johnny Darden at Auburn (2/5/77)
- 11 Johnny Darden vs. Mississippi State (2/21/76)
- 11 Rodney Woods vs. Santa Clara (12/29/73)
- 11 Rodney Woods vs. Mississippi State (11/26/74)

■ SEASON

- 227 Rodney Woods (26 games) - 1974-75
- 221 Johnny Darden (27 games) - 1976-77
- 192 Johnny Darden (23 games) - 1977-78
- 184 Tyrone Beaman (32 games) - 1982-83
- 173 Bill Hann (28 games) - 1968-69
- 165 Dane Bradshaw (35 games) - 2006-07
- 164 Johnny Darden (27 games) - 1975-76
- 160 C.J. Watson (29 games) - 2002-03
- 156 Rodney Woods (26 games) - 1973-74
- 155 LaMarcus Golden (27 games) - 1993-94
- 155 C.J. Watson (31 games) - 2004-05
- 154 Trae Golden (34 games) - 2011-12
- 154 Bert Bertelkamp (29 games) - 1979-80
- 146 Jimmy England (28 games) - 1970-71
- 145 C.J. Watson (29 games) - 2003-04

3-Year Career - 426, Scotty Hopson (103 games) - 2009-11
 2-Year Career - 306, Scooter McFadgon (54 games) - 2003-05
 1-Year Career - 176, Ed Gray (27 games) - 1993-94

HIGHEST 3-POINT FIELD GOAL PERCENTAGE**■ BY CLASS**

Freshman - .465, Chris Lofton (93-200) - 2004-05
 Sophomore - .486, Jon Higgins (53-109) - 2000-01
 Junior - .431, Greg Bell (66-153) - 1989-90
 Senior - .434, Mark Griffin (49-113) - 1988-89

■ BY CAREER

4-Year Career - .424, Allan Houston (346-817) - 1989-93
 3-Year Career - .354, Scotty Hopson (151-426) - 2009-11
 2-Year Career - .373, Thaydeus Holden (82-220) - 2001-03
 1-Year Career - .340, Antonio Barton (51-150) - 2013-14

■ CAREER

- 715 Johnny Darden (109 games) - 1975-79
- 577 C.J. Watson (119 games) - 2002-06
- 525 Rodney Woods (76 games) - 1972-75
- 509 Tony Harris (121 games) - 1997-01
- 491 Tyrone Beaman (121 games) - 1980-84
- 460 Allan Houston (128 games) - 1989-93
- 397 Michael Brooks (127 games) - 1980-83,84-85
- 388 Fred Jenkins (110 games) - 1983-87
- 386 Dane Bradshaw (124 games) - 2003-07
- 352 Jon Higgins (124 games) - 1999-03
- 344 Trae Golden (96 games) - 2010-13
- 332 Bert Bertelkamp (110 games) - 1976-80
- 315 Brandon Wharton (115 games) - 1995-99
- 293 Vincent Yarbrough (127 games) - 1998-02
- 291 LaMarcus Golden (57 games) - 1992-94

ASSISTS PER GAME**■ SEASON**

- 8.73 Rodney Woods (227/26 games) - 1974-75
- 8.35 Johnny Darden (192/23 games) - 1977-78
- 8.19 Johnny Darden (221/27 games) - 1976-77
- 6.18 Bill Hann (173/28 games) - 1968-69
- 6.07 Johnny Darden (164/27 games) - 1975-76
- 6.00 Rodney Woods (156/26 games) - 1973-74
- 5.92 Rodney Woods (142/24 games) - 1972-73
- 5.75 Tyrone Beaman (184/32 games) - 1982-83
- 5.74 LaMarcus Golden (155/27 games) - 1993-94
- 5.54 Fred Jenkins (133/24 games) - 1986-87
- 5.52 C.J. Watson (160/29 games) - 2002-03
- 5.31 Bert Bertelkamp (154/29 games) - 1979-80
- 5.21 Jimmy England (146/28 games) - 1970-71
- 5.00 C.J. Watson (145/29 games) - 2003-04
- 5.00 C.J. Watson (155/31 games) - 2004-05

■ CAREER

- 6.91 Rodney Woods (525/76 games) - 1972-75
- 6.56 Johnny Darden (715/109 games) - 1975-79
- 5.11 LaMarcus Golden (291/57 games) - 1992-94
- 4.85 C.J. Watson (577/119 games) - 2002-06
- 4.53 Clarence Swaengen (263/58 games) - 1987-89
- 4.21 Tony Harris (509/121 games) - 1997-01
- 4.06 Tyrone Beaman (491/121 games) - 1980-84
- 3.62 Damon Johnson (199/55 games) - 1994-96
- 3.59 Allan Houston (460/128 games) - 1989-93
- 3.58 Trae Golden (344/96 games) - 2010-13
- 3.53 Fred Jenkins (388/110 games) - 1983-87
- 3.41 Shane Williams (191/56 games) - 1994-96
- 3.19 Bobby Maze (227/71 games) - 2008-10
- 3.13 Michael Brooks (397/127 games) - 1980-83, 84-85
- 3.11 Dane Bradshaw (386/124 games) - 2003-07

OUTLOOK

PLAYERS

STAFF

REVIEW

RESULTS

RECORDS

HONORS

POSTSEASON

VOLTMANAC

MEDIA INFO



ASSISTS (cont.)

MOST ASSISTS

■ BY CLASS

- Freshman - 164, Johnny Darden (27 games) - 1975-76
- Sophomore - 221, Johnny Darden (27 games) - 1976-77
- Junior - 192, Johnny Darden (23 games) - 1977-78
- Senior - 227, Rodney Woods (26 games) - 1974-75

■ BY CAREER

- 4-Year Career - 715, Johnny Darden (109 games) - 1975-79
- 3-Year Career - 525, Rodney Woods (76 games) - 1972-75
- 2-Year Career - 263, Clarence Swearingen (58 games) - 1987-89
- 1-Year Career - 69, Orlando Berry (25 games) - 1991-92

MOST ASSISTS PER GAME

■ BY CLASS

- Freshman - 6.1, Johnny Darden (27 games) - 1975-76
- Sophomore - 8.2, Johnny Darden (27 games) - 1976-77
- Junior - 8.3, Johnny Darden (23 games) - 1977-78
- Senior - 8.7, Rodney Woods (26 games) - 1974-75

■ BY CAREER

- 4-Year Career - 6.6, Johnny Darden (109 games) - 1975-79
- 3-Year Career - 6.9, Rodney Woods (76 games) - 1972-75
- 2-Year Career - 5.1, LaMarcus Golden (57 games) - 1992-94
- 1-Year Career - 2.8, Orlando Berry (25 games) - 1991-92

BLOCKED SHOTS

BLOCKED SHOTS

■ GAME

1. 6 Wayne Chism at Kansas (1/3/09)
- 6 Elgrace Wilborn vs. Georgetown (3/18/03)
- 6 Doug Roth vs. LSU (1/11/89)
- 6 Reggie Johnson vs. Biscayne (11/11/78)
- 6 Reggie Johnson vs. Vanderbilt (3/7/77)
6. 5 28 times; last by Jarnell Stokes at Vanderbilt (2/13/13)

■ SEASON

1. 73 C.J. Black (29 games) - 1997-98
2. 60 Doug Roth (30 games) - 1988-89
3. 55 C.J. Black (32 games) - 1999-00
4. 53 Dyron Nix (29 games) - 1986-87
5. 51 Marcus Haislip (33 games) - 2000-01
6. 49 Wayne Chism (36 games) - 2007-08
- 49 Reggie Johnson (27 games) - 1977-78
8. 48 Wayne Chism (37 games) - 2006-10
9. 47 Rob Jones (37 games) - 1984-85
10. 46 C.J. Black (30 games) - 1998-99
11. 45 Elgrace Wilborn (29 games) - 2002-03
12. 44 Marcus Haislip (25 games) - 2001-02
- 44 Vincent Yarbrough (33 games) - 2000-01
- 44 Charles Hathaway (31 games) - 2000-01
15. 41 John Fields (34 games) - 2010-11
- 41 Reggie Johnson (33 games) - 1978-79

■ CAREER

1. 212 C.J. Black (118 games) - 1996-00
2. 152 Wayne Chism (142 games) - 2006-10
3. 146 Doug Roth (114 games) - 1985-89
4. 142 Dyron Nix (113 games) - 1985-89
5. 140 Isiah Victor (125 games) - 1997-01
6. 133 Charles Hathaway (126 games) - 1996-01
7. 131 Vincent Yarbrough (127 games) - 1998-02
8. 122 Steve Hamer (104 games) - 1992-96
9. 119 Reggie Johnson (115 games) - 1976-80
10. 116 Marcus Haislip (89 games) - 1999-02
11. 112 Rob Jones (130 games) - 1982-86
12. 107 Brandon Crump (115 games) - 2001-05
13. 97 Jordan McRae (114 games) - 2010-14
14. 94 Jarnell Stokes (87 games) - 2011-14
15. 90 Willie Burton (111 games) - 1980-84

BLOCKED SHOTS PER GAME

■ SEASON

1. 2.52 C.J. Black (73/29 games) - 1997-98
2. 2.00 Doug Roth (60/30 games) - 1988-89
3. 1.83 Dyron Nix (53/29 games) - 1986-87
4. 1.81 Reggie Johnson (49/27 games) - 1977-78
5. 1.76 Marcus Haislip (44/25 games) - 2001-02
6. 1.72 C.J. Black (55/32 games) - 1999-00
7. 1.551 Elgrace Wilborn (45/29 games) - 2002-03
8. 1.545 Marcus Haislip (51/33 games) - 2000-01
9. 1.53 C.J. Black (46/30 games) - 1998-99
10. 1.36 Wayne Chism (49/36 games) - 2007-08

11. 1.42 Charles Hathaway (44/31 games) - 2000-01
12. 1.41 C.J. Black (38/27 games) - 1996-97
13. 1.40 Steve Hamer (35/25 games) - 1994-95
14. 1.35 Jarnell Stokes (23/17 games) - 2011-12
15. 1.34 Steve Hamer (39/29 games) - 1995-96
16. 1.33 Dyron Nix (40/30 games) - 1988-89
- 1.33 Vincent Yarbrough (44/33 games) - 2000-01
18. 1.30 Wayne Chism (48/37 games) - 2006-10
19. 1.28 Brandon Crump (37/29 games) - 2003-04
20. 1.27 Rob Jones (47/37 games) - 1984-85

■ CAREER

1. 1.80 C.J. Black (212/118 games) - 1996-00
2. 1.30 Marcus Haislip (116/89 games) - 1999-02
3. 1.28 Doug Roth (146/114 games) - 1985-89
4. 1.26 Dyron Nix (142/113 games) - 1985-89
5. 1.21 John Fields (41/34 games) - 2011
6. 1.17 Steve Hamer (122/104 games) - 1992-96
7. 1.12 Isiah Victor (140/125 games) - 1997-01
8. 1.06 Charles Hathaway (133/126 games) - 1996-01
9. 1.082 Andre Patterson (66/61 games) - 2004-06
10. 1.080 Jarnell Stokes (94/87 games) - 2011-14
11. 1.07 Wayne Chism (152/142 games) - 2006-10
12. 1.05 Elgrace Wilborn (61/58 games) - 2001-03
13. 1.035 Reggie Johnson (119/115 games) - 1976-80
14. 1.031 Vincent Yarbrough (131/127 games) - 1998-02
15. 0.97 Brandon Crump (107/110 games) - 2001-05

MOST BLOCKS

■ BY CLASS

- Freshman - 38, C.J. Black (27 games) - 1996-97
- Sophomore - 73, C.J. Black (29 games) - 1997-98
- Junior - 47, Rob Jones (37 games) - 1984-85
- Senior - 60, Doug Roth (30 games) - 1988-89

■ BY CAREER

- 4-Year Career - 212, C.J. Black (118 games) - 1996-00
- 3-Year Career - 116, Marcus Haislip (89 games) - 1999-02
- 2-Year Career - 66, Andre Patterson (61 games) - 2004-06
- 1-Year Career - 41, John Fields (34 games) - 2010-11

MOST BLOCKS PER GAME

■ BY CLASS

- Freshman - 1.41, C.J. Black (27 games) - 1996-97
- Sophomore - 2.52, C.J. Black (29 games) - 1997-98
- Junior - 1.76, Marcus Haislip (25 games) - 2001-02
- Senior - 2.00, Doug Roth (30 games) - 1988-89

■ BY CAREER

- 4-Year Career - 1.80, C.J. Black (118 games) - 1996-00
- 3-Year Career - 1.30, Marcus Haislip (89 games) - 1999-02
- 2-Year Career - 1.08, Andre Patterson (61 games) - 2004-06
- 1.05, Elgrace Wilborn (58 games) - 2001-03
- 1-Year Career - 1.21, John Fields (34 games) - 2010-11

STEALS

STEALS

■ GAME

- 7 Vincent Yarbrough vs. UNC-Greensboro (12/22/98)
- 7 LaMarcus Golden vs. Mercer (12/28/93)
- 7 Clarence Swearengen vs. UAB (12/20/88)
- 7 Clarence Swearengen vs. Florida (3/11/88)
- 7 Dale Ellis vs. Mississippi State (1/20/82)
- 7 Terry Crosby vs. Florida (1/11/77)

■ SEASON

- 78 LaMarcus Golden (27 games) - 1993-94
- 73 JaJuan Smith (35 games) - 2006-07
- 67 Dane Bradshaw (35 games) - 2006-07
- 67 Tyrone Beaman (32 games) - 1982-83
- 66 Clarence Swearengen (30 games) - 1988-89
- 64 Ian Lockhart (30 games) - 1989-90
- 61 JaJuan Smith (36 games) - 2007-08
- 60 Chris Lofton (30 games) - 2005-06
- 60 LaMarcus Golden (30 games) - 1992-93
- 59 C.J. Watson (30 games) - 2005-06
- 58 Vincent Yarbrough (31 games) - 2001-02
- 58 C.J. Watson (31 games) - 2004-05
- 57 J.P. Prince (37 games) - 2009-10
- 57 Melvin Goins (33 games) - 2010-11
- 56 Dane Bradshaw (30 games) - 2005-06

■ CAREER

- 211 Vincent Yarbrough (127 games) - 1998-02
- 198 C.J. Watson (119 games) - 2002-06
- 193 Chris Lofton (128 games) - 2004-08
- 183 JaJuan Smith (126 games) - 2004-08
- 177 Fred Jenkins (110 games) - 1983-87
- 173 Tyrone Beaman (121 games) - 1980-84
- 162 Dane Bradshaw (124 games) - 2003-07
- 154 Dale Ellis (118 games) - 1979-83
- 150 Brandon Wharton (115 games) - 1995-99
- 145 Tony Harris (121 games) - 1997-01
- 138 LaMarcus Golden (57 games) - 1992-94
- 138 Dyron Nix (113 games) - 1985-89
- 133 Allan Houston (128 games) - 1989-93
- 132 Gary Carter (97 games) - 1978-82
- 130 J.P. Prince (95 games) - 2007-10
- 130 Jon Higgins (124 games) - 1999-03

STEALS PER GAME

■ SEASON

- 2.88 LaMarcus Golden (78/27 games) - 1993-94
- 2.20 Clarence Swearengen (66/30 games) - 1988-89
- 2.19 Fred Jenkins (35/16 games) - 1985-86
- 2.13 Ian Lockhart (64/30 games) - 1989-90
- 2.094 Tyrone Beaman (67/32 games) - 1982-83
- 2.085 JaJuan Smith (73/35 games) - 2006-07
- 2.00 Chris Lofton (60/30 games) - 2005-06
- 2.00 Aaron Green (50/25 games) - 1996-97
- 2.00 LaMarcus Golden (60/30 games) - 1992-93
- 1.97 C.J. Watson (59/30 games) - 2005-06
- 1.96 Clarence Swearengen (55/28 games) - 1987-88
- 1.91 Dane Bradshaw (67/35 games) - 2006-07
- 1.871 C.J. Watson (58/31 games) - 2004-05
- 1.871 Vincent Yarbrough (58/31 games) - 2001-02
- 1.866 Dane Bradshaw (56/30 games) - 2005-06

■ CAREER

- 2.42 LaMarcus Golden (138/57 games) - 1992-94
- 2.09 Clarence Swearengen (121/58 games) - 1987-89
- 1.664 C.J. Watson (198/119 games) - 2002-06
- 1.661 Vincent Yarbrough (211/127 games) - 1998-02
- 1.61 Fred Jenkins (177/110 games) - 1983-87
- 1.52 Ed Gray (41/27 games) - 1993-94
- 1.51 Chris Lofton (193/128 games) - 2004-08
- 1.45 JaJuan Smith (183/126 games) - 2004-08
- 1.43 Tyrone Beaman (173/121 games) - 1980-84
- 1.39 Melvin Goins (89/64 games) - 2009-11
- 1.38 Shane Williams (77/56 games) - 1994-96
- 1.37 J.P. Prince (130/95 games) - 2007-10
- 1.36 Gary Carter (132/97 games) - 1978-82
- 1.306 Dane Bradshaw (162/124 games) - 2003-07
- 1.305 Dale Ellis (154/118 games) - 1979-83
- 1.304 Brandon Wharton (150/115 games) - 1995-99
- 1.300 Shane Carnes (39/30 games) - 1994-96
- 1.27 Damon Johnson (70/55 games) - 1994-96

MOST STEALS

■ BY CLASS

- Freshman - 60, LaMarcus Golden (30 games) - 1992-93
- Sophomore - 78, LaMarcus Golden (27 games) - 1993-94
- Junior - 73, JaJuan Smith (35 games) - 2006-07
- Senior - 67, Dane Bradshaw (35 games) - 2006-07

■ BY CAREER

- 4-Year Career - 211, Vincent Yarbrough (127 games) - 1998-02
- 3-Year Career - 130, J.P. Prince (95 games) - 2007-10
- 2-Year Career - 138, LaMarcus Golden (57 games) - 1992-94
- 1-Year Career - 41, Ed Gray (27 games) - 1993-94

MOST STEALS PER GAME

■ BY CLASS

- Freshman - 2.0, LaMarcus Golden (30 games) - 1992-93
- Sophomore - 2.9, LaMarcus Golden (27 games) - 1993-94
- Junior - 2.2, Fred Jenkins (16 games) - 1985-86
- Senior - 2.2, Clarence Swearengen (30 games) - 1988-89

■ BY CAREER

- 4-Year Career - 1.664, C.J. Watson (119 games) - 2002-06
- 1.661, Vincent Yarbrough (127 games) - 1998-02
- 3-Year Career - 1.37, J.P. Prince (95 games) - 2007-10
- 2-Year Career - 2.42, LaMarcus Golden (57 games) - 1992-94
- 1-Year Career - 1.52, Ed Gray (27 games) - 1993-94

OUTLOOK

PLAYERS

STAFF

REVIEW

RESULTS

RECORDS

HONORS

POSTSEASON

VOLMANAC

MEDIA INFO



PLAYING EXPERIENCE

GAMES PLAYED

■ SEASON

- 37 Antonio Barton - 2013-14
- 37 Jeronne Maymon - 2013-14
- 37 Jordan McRae - 2013-14
- 37 Josh Richardson - 2013-14
- 37 Jarnell Stokes - 2013-14
- 37 Darius Thompson - 2013-14
- 37 Wayne Chism - 2009-10
- 37 Scotty Hopson - 2009-10
- 37 Bobby Maze - 2009-10
- 37 J.P. Prince - 2009-10
- 37 Anthony Richardson - 1984-85
- 37 Rob Jones - 1984-85
- 37 Michael Brooks - 1984-85
- 37 Myron Carter - 1984-85
- 36 Chris Lofton - 2007-08
- 36 JaJuan Smith - 2007-08
- 36 Tyler Smith - 2007-08
- 36 Wayne Chism - 2007-08
- 36 Ramar Smith - 2007-08
- 36 Tony White - 1984-85
- 35 14 players tied

■ CAREER

- 142 Wayne Chism - 2009-10
- 138 Cameron Tatum - 2008-12
- 131 Skylar McBee - 2009-13
- 130 Rob Jones - 1982-86
- 128 Chris Lofton - 2004-08
- 128 Allan Houston - 1989-93
- 127 Michael Brooks - 1980-83, 84-85
- 127 Vincent Yarbrough - 1998-02
- 127 Tony White - 1983-87
- 126 Brian Williams - 2007-11
- 126 JaJuan Smith - 2004-08
- 126 Charles Hathaway - 1996-01
- 125 Isaiah Victor - 1997-01
- 124 Dane Bradshaw - 2003-07
- 124 Jon Higgins - 1999-03
- 124 Dan Federmann - 1980-84

MINUTES PER GAME

■ SEASON

- 38.3 Shane Williams (27 games) - 1994-95
- 38.0 Gary Carter (6 games) - 1981-82
- 37.8 Dale Ellis (30 games) - 1981-82
- 37.6 Tony White (29 games) - 1986-87
- 37.3 Gary Carter (29 games) - 1980-81
- 37.2 Shane Williams (29 games) - 1995-96
- 36.8 Dale Ellis (32 games) - 1982-83
- 36.8 Tony White (28 games) - 1985-86
- 36.4 Dale Ellis (29 games) - 1980-81
- 36.4 Rob Jones (37 games) - 1984-85
- 36.4 Allan Houston (34 games) - 1991-92
- 36.3 Terry Crosby (32 games) - 1978-79
- 36.1 Allan Houston (30 games) - 1989-90
- 35.9 Dyron Nix (30 games) - 1988-89
- 35.8 Allan Houston (30 games) - 1992-93
- 35.8 Dyron Nix (29 games) - 1987-88
- 35.8 Dyron Nix (29 games) - 1986-87
- 35.8 C.J. Watson (29 games) - 2002-03

GAMES STARTED

■ SEASON

- 37 Jordan McRae - 2013-14
- 37 Jarnell Stokes - 2013-14
- 37 Michael Brooks - 1984-85
- 37 Rob Jones - 1984-85
- 36 Jeronne Maymon - 2013-14
- 36 Josh Richardson - 2013-14
- 36 Wayne Chism - 2009-10
- 36 Scotty Hopson - 2009-10
- 36 Bobby Maze - 2009-10
- 36 Chris Lofton - 2007-08
- 36 JaJuan Smith - 2007-08
- 35 Tyler Smith - 2007-08
- 35 JaJuan Smith - 2006-07
- 35 Dane Bradshaw - 2006-07
- 35 Willie Burton - 1983-84
- 34 Cameron Tatum - 2011-12
- 34 Tyler Smith - 2008-09
- 34 Wayne Chism - 2007-08
- 34 Jay Price - 1991-92
- 34 Allan Houston - 1990-91
- 34 Allan Houston - 1991-92

■ CAREER

- 128 Chris Lofton - 2004-08
- 128 Allan Houston - 1989-93
- 125 Vincent Yarbrough - 1998-02
- 122 Jon Higgins - 1999-03
- 119 Wayne Chism - 2006-10
- 119 Tony Harris - 1997-01
- 118 C.J. Watson - 2002-05
- 113 Brandon Wharton - 1995-99
- 107 C.J. Black - 1996-00
- 100 Brandon Crump - 2001-05
- 99 Tony White - 1983-87
- 97 Willie Burton - 1980-84
- 97 Dyron Nix - 1985-89
- 96 Dale Ellis - 1979-83
- 95 Rob Jones - 1982-86

MINUTES PLAYED

■ GAME

- 56 Trae Golden at Texas A&M (2/23/13)
- 56 Jordan McRae at Texas A&M (2/23/13)
- 55 Terry Crosby vs. Georgia (2/10/79)
- 55 Reggie Johnson vs. Georgia (2/10/79)
- 55 Gary Carter vs. Alabama (12/19/79)
- 53 Jarnell Stokes at Texas A&M (2/23/13)
- 52 Bert Bertelkamp vs. Alabama (12/19/79)
- 51 Reggie Johnson vs. Alabama (12/19/79)
- 50 Dyron Nix vs. VMI (12/5/88)
- 50 Anthony Richardson at Georgia (1/30/85)
- 50 Michael Brooks at Georgia (1/30/85)
- 50 Rob Jones vs. SW Louisiana (12/27/85)
- 50 Mike Jackson at Alabama (2/28/76)

NOTE: Tennessee played a 3OT game (3/6/67) and several 2OT games before minutes played became a recorded stat.

■ SEASON

- 1348 Rob Jones - 1984-85
- 1292 Michael Brooks - 1984-85
- 1236 Allan Houston - 1991-92
- 1212 Allan Houston - 1990-91
- 1203 Willie Burton - 1983-84
- 1199 Jarnell Stokes - 2013-14
- 1191 Jordan McRae - 2013-14
- 1179 Dale Ellis - 1982-83
- 1162 Terry Crosby - 1978-79
- 1137 Gary Carter - 1978-79
- 1135 Anthony Richardson - 1984-85
- 1134 Dale Ellis - 1981-82
- 1131 Michael Brooks - 1982-83
- 1117 Tony White - 1984-85
- 1107 Tyler Smith - 2008-09

■ CAREER

- 4606 Allan Houston - 1989-93
- 4058 C.J. Watson - 2002-06
- 4034 Tony White - 1983-87
- 3995 Michael Brooks - 1980-83, 84-85
- 3943 Dale Ellis - 1979-83
- 3904 Brandon Wharton - 1995-99
- 3859 Chris Lofton - 2004-08
- 3859 Vincent Yarbrough - 1998-02
- 3780 Jon Higgins - 1999-03
- 3741 Dyron Nix - 1985-89
- 3689 Tony Harris - 1997-01
- 3602 Rob Jones - 1982-86
- 3462 Gary Carter - 1978-82
- 3375 Wayne Chism - 2006-10
- 3301 Fred Jenkins - 1983-87

■ CAREER

- 37.7 Shane Williams (56 games) - 1994-96
- 36.0 Allan Houston (128 games) - 1989-93
- 35.7 Gary Carter (97 games) - 1978-82
- 34.1 C.J. Watson (119 games) - 2002-06
- 33.9 Brandon Wharton (115 games) - 1995-99
- 33.4 Dale Ellis (118 games) - 1979-83
- 33.3 Damon Johnson (55 games) - 1994-96
- 33.1 Dyron Nix (113 games) - 1985-89
- 31.8 Tony White (127 games) - 1983-87
- 31.6 Shane Carnes (29 games) - 1994-96
- 31.5 Corey Allen (64 games) - 1991-93
- 31.5 Michael Brooks (127 games) - 1980-83, 84-85
- 31.4 Ed Gray (27 games) - 1993-94
- 30.8 Scooter McFadgon (54 games) - 2003-05
- 30.5 Tony Harris (121 games) - 1997-01
- 30.5 Jon Higgins (124 games) - 1999-03

ATTENDANCE RECORDS

HOME ATTENDANCE (SINCE 1967)

■ STOKELY ATHLETIC CENTER

Year	Games	Attend.	Average	*National Rank
1966-67	14	114,814	8,201	--
1967-68	13	144,526	11,117	--
1968-69	14	148,103	10,579	--
1969-70	12	141,460	11,788	--
1970-71	14	163,692	11,692	--
1971-72	12	147,873	12,323	--
1972-73	12	146,704	12,225	--
1973-74	14	163,818	11,701	--
1974-75	14	170,985	12,213	--
1975-76	14	176,035	12,574	6th
1976-77	15	189,253	12,617	--
1977-78	14	173,383	12,385	13th
1978-79	14	169,165	12,083	17th
1979-80	14	176,652	12,618	13th
1980-81	15	189,448	12,630	18th
1981-82	12	150,578	12,548	15th
1982-83	15	188,536	12,569	13th
1983-84	19	215,384	11,336	22nd
1984-85	19	221,969	11,683	22nd
1985-86	15	181,846	12,123	19th
1986-87	15	182,859	12,191	17th

■ THOMPSON-BOLING ARENA

Year	Games	Attend.	Average	*National Rank
1987-88	16	333,175	20,823	3rd
1988-89	15	289,690	19,313	4th
1989-90	15	262,860	17,524	7th
1990-91	16	262,300	16,394	8th
1992-92	16	258,762	16,173	7th
1992-93	15	230,498	15,367	9th
1993-94	15	195,445	13,030	22nd
1994-95	15	223,235	14,882	13th
1995-96	17	244,410	14,377	13th
1996-97	16	228,710	14,294	11th
1997-98	16	245,947	15,372	10th
1998-99	15	236,950	15,797	9th
1999-00	16	248,979	15,561	12th
2000-01	15	232,805	15,520	11th
2001-02	14	199,221	14,230	16th
2002-03	17	233,413	13,730	18th
2003-04	17	228,248	13,426	21st
2004-05	16	195,609	12,225	20th
2005-06	15	269,310	17,954	5th
2006-07	16	314,571	19,661	4th
2007-08	16	324,274	20,267	4th
2008-09	15	307,239	20,483	4th
2009-10	16	306,680	19,168	4th
2010-11	18	341,130	18,952	5th
2011-12	17	295,994	17,411	5th
2012-13	16	278,326	17,395	6th
2013-14	17	263,070	15,475	12th

* Regular-season only (NIT home games, for instance, not included)

>> Since Thompson-Boling Arena opened for the 1987-88 season, 7,069,179 fans have watched the Vols play in the riverfront facility.

LARGEST SINGLE-SEASON AVERAGE*

Rank	Average	Year	Games	Attend.
1.	20,823	1987-88	16	333,175
2.	20,483	2008-09	15	307,239
3.	20,267	2007-08	16	324,274
4.	19,661	2006-07	16	314,571
5.	19,313	1988-89	15	289,690
6.	19,168	2009-10	16	306,680
7.	18,952	2010-11	18	341,130
8.	17,954	2005-06	15	269,310
9.	17,524	1989-90	15	262,860
10.	17,411	2011-12	17	295,994

* Regular-season only (NIT home games, for instance, not included)

LARGEST CROWDS (ALL GAMES)

Rank	Attend.	Opponent (Date)	Location
1.	41,072	vs. Michigan (3/28/14)	Indianapolis, Ind.
2.	26,776	vs. Ohio State (3/22/07)	San Antonio, Texas
3.	26,377	vs. Ohio State (3/26/10)	St. Louis, Mo.
4.	25,610	Kentucky (1/21/89)	Knoxville, Tenn.
5.	25,272	Marquette (12/3/87)	Knoxville, Tenn.
6.	25,242	vs. Michigan State (3/28/10)	St. Louis, Mo.
7.	25,125	Kentucky (1/12/91)	Knoxville, Tenn.
8.	24,433	Florida (1/23/88)	Knoxville, Tenn.
9.	24,402	at Kentucky (2/13/10)	Lexington, Ky.
10.	24,394	at Kentucky (2/21/09)	Lexington, Ky.

LARGEST CROWDS (AWAY/NEUTRAL SITE GAMES)

Rank	Attend.	Opponent (Date)	Location
1.	41,072	vs. Michigan (3/28/14)	Indianapolis, Ind.
2.	26,776	vs. Ohio State (3/22/07)	San Antonio, Texas
3.	26,377	vs. Ohio State (3/26/10)	St. Louis, Mo.
4.	25,242	vs. Michigan State (3/28/10)	St. Louis, Mo.
5.	24,402	at Kentucky (2/13/10)	Lexington, Ky.
6.	24,394	at Kentucky (2/21/09)	Lexington, Ky.
7.	24,359	at Kentucky (1/31/12)	Lexington, Ky.
8.	24,334	at Kentucky (2/8/11)	Lexington, Ky.
9.	24,332	at Kentucky (3/7/92)	Lexington, Ky.
10.	24,311	at Kentucky (1/28/07)	Lexington, Ky.

LARGEST CROWDS (THOMPSON-BOLING ARENA)

Rank	Attend.	Opponent (Date)
1.	25,610	Kentucky (1/21/89)
2.	25,272	Marquette (12/3/87)
3.	25,125	Kentucky (1/12/91)
4.	24,433	Florida (1/23/88)
5.	24,378	Kentucky (2/17/88)
6.	24,108	Kentucky (3/1/06)
7.	24,047	Florida (2/27/07)
8.	24,011	Florida (1/21/06)
9.	23,969	East Tennessee State (11/25/91)
10.	23,764	Vanderbilt (1/9/88)
11.	23,238	South Carolina (1/20/07)
12.	23,156	Kentucky (1/21/92)
13.	23,146	Kentucky (1/24/98)
14.	23,115	Kentucky (2/17/96)
15.	23,108	East Tennessee State (11/28/89)
16.	23,106	Kentucky (2/28/99)
17.	22,843	LSU (2/10/90)
18.	22,605	LSU (1/13/88)
19.	22,548	Kentucky (2/23/94)
20.	22,543	Arkansas (2/25/06)
21.	22,457	Kentucky (2/24/93)
22.	22,449	Kentucky (2/23/00)
23.	22,326	Gonzaga (1/7/09)
24.	22,320	Kentucky (2/13/07)
25.	22,317	Kentucky (2/8/95)
26.	22,244	Kentucky (2/21/90)
27.	22,172	Vanderbilt (3/3/12)
28.	22,144	LSU (1/11/89)
29.	22,141	Florida (2/12/00)
30.	22,111	Vanderbilt (2/21/98)
31.	22,015	Memphis (12/29/88)
32.	21,948	Alabama (2/5/11)
33.	21,936	Kansas (1/10/10)
34.	21,905	Memphis (1/24/09)
35.	21,864	UT-Chattanooga (11/15/08)
36.	21,863	Louisiana-Lafayette (12/29/08)
37.	21,846	Ole Miss (1/9/08)
38.	21,817	Temple (11/9/07)
39.	21,784	Ohio State (1/19/08)
40.	21,767	Missouri (3/9/13)
41.	21,734	South Carolina (3/9/08)
42.	21,717	Mississippi State (2/27/88)
43.	21,678	Kentucky (1/14/12)
44.	21,678	Kentucky (3/6/11)
45.	21,633	Coppin State (11/19/06)

OUTLOOK

PLAYERS

STAFF

REVIEW

RESULTS

RECORDS

HONORS

POSTSEASON

VOLTMANAC

MEDIA INFO



YEAR-BY-YEAR TOP-FIVE SCORERS

2013-14 *24-13, 11-7 SEC/4th*

Jordan McRae	G	Sr.	18.7
Jarnell Stokes	F	Jr.	15.1
Josh Richardson	G	Jr.	10.3
Jeronne Maymon	F	Sr.	9.7
Antonio Barton	G	Sr.	7.5

2012-13 *20-13, 11-7 SEC/5th*

Jordan McRae	G	Jr.	15.7
Jarnell Stokes	F	So.	12.4
Trae Golden	G	Jr.	12.1
Josh Richardson	G	So.	7.9
Kenny Hall	F	Sr.	5.6

2011-12 *19-15, 10-6 SEC/2nd*

Trae Golden	G	So.	13.6
Jeronne Maymon	F	Jr.	12.7
Jarnell Stokes	F	Fr.	9.6
Jordan McRae	G	So.	8.6
Cameron Tatum	G	Sr.	8.1

2010-11 *19-15, 8-8 SEC/5th E*

Scotty Hopson	G	Jr.	17.0
Tobias Harris	F	Fr.	15.3
Cameron Tatum	G	Jr.	8.8
Melvin Goins	G	Sr.	7.9
Brian Williams	C	Sr.	6.8

2009-10 *28-9, 11-5 SEC/3rd E*

Wayne Chism	F/C	Sr.	12.6
Scotty Hopson	G	So.	12.2
J.P. Prince	G	Sr.	9.9
Bobby Maze	G	Sr.	9.4
Cameron Tatum	G	So.	7.4

2008-09 *21-13, 10-6 SEC/T-1st E*

Tyler Smith	F	Jr.	17.4
Wayne Chism	C	Jr.	13.7
J.P. Prince	G	Jr.	9.9
Scotty Hopson	G	Fr.	9.2
Bobby Maze	G	Jr.	8.2

2007-08 *31-5, 14-2 SEC/1st*

Chris Lofton	G	Sr.	15.5
JaJuan Smith	G	Sr.	14.4
Tyler Smith	F	So.	13.6
Wayne Chism	F	So.	9.9
J.P. Prince	G	So.	8.0

2006-07 *24-11, 10-6 SEC/T-2nd E*

Chris Lofton	G	Jr.	*20.8
JaJuan Smith	G	Jr.	15.2
Ramar Smith	G	Fr.	10.7
Wayne Chism	F	Fr.	9.1
Duke Crews	F	Fr.	8.4

2005-06 *22-8, 12-4 SEC/1st E*

Chris Lofton	G	So.	17.2
C.J. Watson	G	Sr.	15.3
Major Wingate	C	Jr.	10.6
JaJuan Smith	G	So.	9.5
Andre Patterson	F	Sr.	9.4

2004-05 *14-17, 6-10 SEC/5th E*

Scooter McFadgon	G	Sr.	14.3
Chris Lofton	G	Fr.	13.2
C.J. Watson	G	Jr.	11.9
Brandon Crump	F	Sr.	11.3
Andre Patterson	F	Jr.	7.4

2003-04 *15-14, 7-9 SEC/T-5th E*

Scooter McFadgon	G	Jr.	17.6
Brandon Crump	F	Jr.	14.8
C.J. Watson	G	So.	11.5
Jemere Hendrix	F	So.	6.8
John Winchester	G	So.	5.4

2002-03 *17-12, 9-7 SEC/4th E*

Ron Slay	F	Sr.	*21.2
Brandon Crump	F	So.	11.0
C.J. Watson	G	Fr.	9.1
Jon Higgins	G	Sr.	8.9
Thaydeus Holden	G	Sr.	8.5

2001-02 *15-16, 7-9 SEC/4th E*

Vincent Yarbrough	F	Sr.	18.1
Marcus Haislip	F	Jr.	16.7
Ron Slay	F	Jr.	14.8
Jon Higgins	G	Jr.	7.6
Brandon Crump	C	Fr.	7.1

2000-01 *22-11, 8-8 SEC/4th E*

Vincent Yarbrough	F	Jr.	13.9
Ron Slay	F	So.	12.9
Isiah Victor	F	Sr.	12.8
Tony Harris	G	Sr.	11.4
Jon Higgins	G	So.	6.5

1999-00 *26-7, 12-4 SEC/1st E*

Vincent Yarbrough	F	So.	14.8
Tony Harris	G	Jr.	14.6
Ron Slay	F	Fr.	9.7
Isiah Victor	F	Jr.	9.7
C.J. Black	F	Sr.	9.3

1998-99 *21-9, 12-4 SEC/1st E*

Brandon Wharton	G	Sr.	13.0
Tony Harris	G	So.	12.4
Isiah Victor	F	So.	11.3
C.J. Black	F	Jr.	9.4
Vincent Yarbrough	F	Fr.	7.6

1997-98 *20-9, 9-7 SEC/3rd E*

Brandon Wharton	G	Jr.	15.2
Tony Harris	G	Fr.	14.2
C.J. Black	F	So.	12.6
Rashard Lee	F	Jr.	10.3
Isiah Victor	F	Fr.	7.7

1996-97 *11-16, 4-12 SEC/6th E*

Brandon Wharton	G	So.	16.8
C.J. Black	F	Fr.	11.6
Charles Hathaway	C	Fr.	7.3
Aaron Green	G	So.	6.5
DaShay Jones	G	Jr.	5.9

1995-96 *14-15, 6-10 SEC/5th E*

Steve Hamer	C	Sr.	18.2
Brandon Wharton	G	Fr.	12.6
Damon Johnson	F	Sr.	9.3
Shane Williams	G	Sr.	8.2
Aaron Green	G	Fr.	6.8

1994-95 *11-16, 4-12 SEC/6th E*

Steve Hamer	C	Jr.	15.0
Kevin Whitted	F	Sr.	12.0
Damon Johnson	F	Jr.	9.8
Shane Carnes	G	Fr.	9.4
Shane Williams	G	Jr.	8.0

1993-94 *5-22, 2-14 SEC/6th E*

Ed Gray	G	Fr.	15.0
Steve Hamer	C	So.	13.9
Shun Sheffield	F	Jr.	9.8
LaMarcus Golden	G	So.	9.4
Cortez Barnes	F	Jr.	8.0

1992-93 *13-17, 4-12 SEC/6th E*

Allan Houston	G	Sr.	*22.3
Corey Allen	F	Sr.	14.3
Lang Wiseman	G	Sr.	10.3
Steve Hamer	C	Fr.	7.0
Kevin Whitted	F	So.	6.2

1991-92 *19-15, 8-8 SEC/3rd E*

Allan Houston	G	Jr.	21.1
Carlus Groves	F	Jr.	14.7
Corey Allen	F	Jr.	12.5
Lang Wiseman	G	Jr.	10.5
Jay Price	G	Sr.	7.7

1990-91 *12-22, 3-15 SEC/8th*

Allan Houston	G	So.	23.7
Lang Wiseman	G	So.	13.2
Carlus Groves	F	So.	10.8
Ronnie Reese	C	Sr.	8.0
Jay Price	G	Jr.	7.6

1989-90 *16-14, 10-8 SEC/4th*

Allan Houston	G	Fr.	20.3
Greg Bell	G	Jr.	16.6
Ian Lockhart	C	Sr.	13.1
Ronnie Reese	F	Jr.	9.1
Carlus Groves	F	Fr.	6.6

1988-89 *19-11, 11-7 SEC/4th*

Dyron Nix	F	Sr.	21.6
Greg Bell	G	So.	11.7
Clarence Swearingen	G	Sr.	11.7
Doug Roth	C	Sr.	9.9
Mark Griffin	F	Sr.	8.2

1987-88 *16-13, 9-9 SEC/6th*

Dyron Nix	F	Jr.	*22.2
Greg Bell	G	Fr.	10.7
Elvin Brown	F	Jr.	9.7
Clarence Swearingen	G	Jr.	8.0
Doug Roth	C	Jr.	6.9

1986-87 *14-15, 7-11 SEC/8th*

Tony White	G	Sr.	*24.5
Dyron Nix	F	So.	14.1
Fred Jenkins	G	Sr.	11.0
Elvin Brown	F	So.	10.7
Doug Roth	C	So.	9.7

1985-86 *12-16, 5-13 SEC/8th*

Tony White	G	Jr.	*22.2
Rob Jones	C	Sr.	10.7
Fred Jenkins	G	Jr.	10.4
Anthony Richardson	F	Jr.	7.6
Dyron Nix	F	Fr.	7.0

1984-85 *22-15, 8-10 SEC/7th*

Michael Brooks	G	Sr.	17.0
Tony White	C	So.	15.9
Rob Jones	G	Jr.	12.4
Anthony Richardson	F	So.	10.8
Fred Jenkins	G	So.	10.1

1983-84 *21-14, 9-9 SEC/6th*

Willie Burton	F	Sr.	13.5
Fred Jenkins	G	Fr.	10.1
Tony White	G	Fr.	9.2
Dan Federmann	C	Sr.	8.0
Rob Jones	C	So.	7.8

1982-83 *20-12, 9-9 SEC/4th*

Dale Ellis	F	Sr.	22.6
Michael Brooks	G	Jr.	14.1
Willie Burton	F	Jr.	9.1
Tyron Beaman	G	Jr.	8.6
Dan Federmann	C	Jr.	7.1

1981-82 *20-10, 13-5 SEC/1st*

Dale Ellis	F	Jr.	21.2
Michael Brooks	G	So.	11.6
Steve Ray	F	Sr.	6.9
Tyrone Beaman	G	So.	6.8
Willie Burton	C	So.	5.6

1980-81 *21-8, 12-6 SEC/3rd*

Dale Ellis	F	So.	17.7
Gary Carter	G	Jr.	15.0
Howard Wood	C	Sr.	14.3
Steve Ray	F	Jr.	6.2
Michael Brooks	G	Fr.	6.2

1979-80 *18-11, 12-6 SEC/3rd*

Reggie Johnson	F	Sr.	19.4
Howard Wood	C	Jr.	13.1
Gary Carter	G	So.	9.8
Dale Ellis	F	Fr.	7.2
Steve Ray	F	So.	6.7

1978-79 *21-12, 12-6 SEC/2nd*

Reggie Johnson	F	Jr.	21.2
Terry Crosby	F	Sr.	14.1
Gary Carter	G	Fr.	10.9
Howard Wood	C	So.	8.6
Chuck Threeths	C	Jr.	6.5

1977-78 *11-16, 6-12 SEC/7th*

Reggie Johnson	F	So.	21.2
Terry Crosby	F	Jr.	19.0
Bert Bertelkamp	G	So.	11.4
Johnny Darden	G	Jr.	10.5
Chuck Threeths	C	So.	6.5

1976-77 *22-6, 16-2 SEC/1st*

Bernard King	F	Jr.	*25.8
Ernie Grunfeld	F	Sr.	22.8
Mike Jackson	G	Sr.	15.4
Reggie Johnson	C	Fr.	11.0
Johnny Darden	G	So.	5.6

1975-76 *21-6, 14-4 SEC/2nd*

Ernie Grunfeld	F	Jr.	*25.3
Bernard King	F	So.	25.2
Mike Jackson	G	Jr.	16.7
Doug Ashworth	C	Sr.	5.7
Johnny Darden	G	Fr.	5.1

1974-75 *18-8, 12-6 SEC/3rd*

Bernard King	F	Fr.	*26.4
Ernie Grunfeld	F	So.	23.8
Mike Jackson	G	So.	13.3
Rodney Woods	G	Sr.	8.7
Doug Ashworth	C	Jr.	8.4

1973-74 17-9, 12-6 SEC/2nd

Ernie Grunfeld	F	Fr.	17.4
John Snow	G	Sr.	14.4
Len Kosmalski	C	Sr.	16.3
Rodney Woods	G	Jr.	9.8
Wayne Tomlinson	F	Sr.	4.6

1972-73 15-9, 13-5 SEC/2nd

Len Kosmalski	C	Jr.	17.0
Mike Edwards	G	Sr.	15.9
John Snow	G	Jr.	13.1
Larry Robinson	F	Sr.	11.7
Rodney Woods	G	So.	9.8

1971-72 19-6, 14-4 SEC/1st

Len Kosmalski	C	So.	19.5
Mike Edwards	G	Jr.	19.4
Larry Robinson	F	Jr.	10.2
John Snow	G	So.	10.1
Lloyd Richardson	F	Jr.	7.1

1970-71 21-7, 13-5 SEC/2nd

Jimmy England	G	Sr.	20.6
Don Johnson	F	Sr.	18.8
Mike Edwards	G	So.	17.0
Jim Woodall	C	Sr.	6.8
Lloyd Richardson	F	So.	5.4

1969-70 16-9, 10-8 SEC/5th

Jimmy England	G	Jr.	19.4
Bobby Croft	C	Sr.	17.2
Don Johnson	F	Jr.	14.0
Rudy Kinard	G	Jr.	8.1
Kerry Myers	G	Sr.	4.6

1968-69 21-7, 13-5 SEC/2nd

Bill Justus	G	Sr.	16.3
Bobby Croft	C	Jr.	15.2
Jimmy England	G	So.	12.3
Don Johnson	F	So.	11.5
Bill Hann	G	Sr.	6.6

1967-68 20-6, 13-5 SEC/2nd

Bill Justus	G	Jr.	18.0
Tom Boerwinkle	C	Sr.	15.2
Tom Hendrix	F	Sr.	10.6
Bill Hann	G	Jr.	10.2
Bobby Croft	C	So.	8.3

1966-67 21-7, 15-3 SEC/1st

Ron Widby	F	Sr.	*22.1
Tom Boerwinkle	C	Jr.	12.0
Bill Justus	G	So.	11.2
Tom Hendrix	F	Jr.	10.0
Bill Hann	G	So.	4.9

1965-66 18-8, 10-6 SEC/3rd

Ron Widby	F	Jr.	17.3
Red Robbins	C	Sr.	17.1
Jim Cornwall	G	Sr.	8.9
Larry McIntosh	G	Sr.	8.8
Tom Hendrix	G	So.	7.6

1964-65 20-5, 12-4 SEC/2nd

A.W. Davis	F	Sr.	19.6
Ron Widby	F	So.	14.5
Larry McIntosh	G	Jr.	12.2
Red Robbins	C	Jr.	10.2
Howard Bayne	C	Jr.	7.0

1963-64 16-8, 9-5 SEC/2nd

Danny Schultz	G	Sr.	18.3
A.W. Davis	F	Jr.	17.3
Howard Bayne	F	So.	8.7
Larry McIntosh	G	So.	7.5
Sid Elliott	C	Sr.	6.5

1962-63 13-11, 6-8 SEC/7th

Danny Schultz	G	Jr.	15.9
A.W. Davis	F	So.	14.9
Sid Elliott	F	Jr.	10.1
Jerry Parker	G	Sr.	8.4
Orb Bowling	C	Sr.	8.2

1961-62 4-19, 2-12 SEC/12th

Tommy Wilson	G	Jr.	14.9
Orb Bowling	C	Jr.	14.6
Jerry Parker	F	Jr.	11.1
Sid Elliott	F	So.	9.3
John Sheffield	G	So.	7.1

1960-61 10-15, 4-10 SEC/11th

Bobby Carter	G	Sr.	14.4
Glenn Campbell	G	Sr.	12.2
Eddie Test	F	Jr.	11.2
Dick Fisher	C	Sr.	9.8
John Martin	F	Jr.	6.2

1959-60 12-11, 7-7 SEC/6th

Dalen Showalter	F	Sr.	14.7
Glenn Campbell	G	Jr.	13.3
Bobby Carter	G	Jr.	11.7
Eddie Test	F	So.	9.8
John Martin	F	So.	7.0

1958-59 14-8, 8-6 SEC/5th

Gene Tormohlen	C	Sr.	17.8
Kenny Coulter	G	Sr.	14.0
Dalen Showalter	F	Jr.	12.6
Don Reeverts	F	Sr.	6.7
Charlie Scott	F	Sr.	5.8

1957-58 16-7, 8-6 SEC/5th

Gene Tormohlen	C	Jr.	16.2
Leon Ammerman	F	Sr.	15.1
Dalen Showalter	F	So.	12.1
Kenny Coulter	G	Jr.	9.8
Bob Risser	G	Jr.	8.9

1956-57 13-9, 5-9 SEC/9th

Herman Thompson	G	Sr.	19.1
Leon Ammerman	F	Jr.	17.0
Don Bingham	G	So.	14.0
Gene Tormohlen	C	So.	12.5
Dick Kellar	F	Sr.	12.1

1955-56 10-14, 6-8 SEC/6th

Carl Widseth	C	Sr.	21.8
Herman Thompson	G	Jr.	18.0
Leon Ammerman	G	So.	12.7
Lewis Neyland	F	Jr.	7.8
Bob Gipe	F	Sr.	5.3

1954-55 15-7, 8-6 SEC/5th

Carl Widseth	C	Jr.	19.9
Ed Wiener	F	Sr.	19.7
Herman Thompson	G	So.	14.1
Lewis Neyland	F	Jr.	8.2
Bill Lovelace	F	Sr.	6.9

1953-54 11-12, 7-7 SEC/7th

Carl Widseth	C	So.	19.2
Ed Wiener	F	Jr.	18.8
Herman Thompson	G	Fr.	7.1
Bill Lovelace	G	Jr.	7.0
Buddy Cruze	G	So.	6.4

1952-53 13-8, 7-6 SEC/4th

Ed Wiener	F	So.	17.2
Carl Widseth	C	Fr.	15.3
Hank Bertelkamp	F	Sr.	14.3
Bill Hall	G	So.	7.8
Bill Lovelace	G	So.	6.2

1951-52 13-9, 7-7 SEC/6th

Herb Neff	C	Sr.	14.1
Dick Bowers	F	Sr.	12.3
Tommy Bartlett	G	Sr.	11.9
Hank Bertelkamp	F	Jr.	8.5
Bob Parmenter	G	So.	8.3

1950-51 10-13, 5-9 SEC/10th

Bob Garrison	G	So.	13.2
Tommy Bartlett	G	Jr.	10.0
Bert Keenan	F	Sr.	9.2
Dick Bowers	F	Jr.	7.4
Paul Gentry	F	So.	6.7

OUTLOOK

PLAYERS

STAFF

REVIEW

RESULTS

RECORDS

HONORS

POSTSEASON

VOLMANAC

MEDIA INFO



100-POINT GAMES

■ TENNESSEE

124-49	UNC Asheville	11/17/09
121-86	vs. Long Beach State	3/16/07
121-42	Mexico	1/24/66
118-86	Tennessee Tech	11/25/88
117-90	South Florida	12/10/73
116-73	Florida	1/11/79
115-66	Vermont	12/31/74
114-75	Chattanooga	11/15/08
114-106	at Furman	12/1/56
113-119	LSU	2/10/90
111-105	Texas	12/23/06
111-99	vs. UAB	12/20/88
110-83	Georgia	2/9/00
109-40	Middle Tennessee	11/20/07
109-83	Mississippi State	2/24/75
108-84	Texas A&M	12/2/03
108-102	at LSU	1/15/77
107-111	at South Carolina	2/10/93
107-85	Kentucky	1/21/92
107-63	Wofford	12/1/53
106-83	East Tennessee State	11/18/05
106-122	at LSU	2/11/89
106-82	Georgia	2/1/77
105-66	East Carolina	11/20/09
105-89	Auburn	2/15/06
105-76	Auburn	1/25/00
105-63	Radford	1/13/93
105-85	vs. American-Puerto Rico	11/29/91
105-69	at Georgia	2/1/75
105-81	Ole Miss	2/21/76

105-92	at LSU	1/26/76
104-82	Florida	2/5/08
104-83	Mississippi State	2/8/58
104-84	Memphis	1/5/11
103-79	LSU	1/11/60
103-67	Alabama	1/24/70
103-98	Kentucky	2/15/75
103-113	at Real Madrid, Spain	12/26/76
103-84	Auburn	2/14/87
102-76	East Tennessee State	11/19/00
102-90	South Florida	11/29/99
102-58	at American-Puerto Rico	12/21/99
102-100	Kentucky	2/21/90
102-68	Davidson	12/3/59
102-55	Ole Miss	1/8/66
102-62	Tulane	3/8/65
102-82	Ole Miss	1/11/75
102-93	Alabama	1/22/77
101-44	Arkansas-Monticello	11/14/07
101-77	Tennessee Tech	12/28/06
101-91	at Arkansas	2/16/93
101-84	Kentucky	2/17/79
100-91	at Florida	2/3/58
100-70	Florida	2/2/59
100-71	Georgia	2/7/66
100-80	LSU	3/2/74
100-80	Niagara	12/15/78
100-76	Florida	2/6/80
100-84	vs. Louisville	3/29/85
100-96	LSU	1/11/89
100-64	Alabama	1/30/99
100-104	Florida	1/9/02

■ OPPONENTS

122-106	at LSU	2/11/89
121-87	at LSU	1/9/78
119-113	LSU	2/10/90
119-87	at LSU	2/23/91
111-107	at South Carolina	2/10/93
111-94	at LSU	1/8/90
109-82	at Cincinnati	12/7/55
108-68	at Vanderbilt	1/8/91
107-71	vs. Evansville	12/30/53
107-94	at Auburn	3/6/78
107-86	at Georgia	1/5/91
107-89	vs. Virginia	12/19/00
106-114	at Furman	12/1/56
105-111	Texas	12/23/07
104-61	at Kentucky	3/5/55
104-100	Florida	1/9/02
103-89	vs. UCLA	1/30/77
103-79	at Illinois	1/17/88
103-95	Kentucky	2/17/01
102-96	vs. Arkansas	3/6/98
102-108	at LSU	1/15/77
101-87	vs. North Carolina	11/24/06
101-40	at Kentucky	3/12/93
101-86	LSU	2/6/78
101-61	at Duke	12/5/53
101-77	at Kentucky	3/3/56
101-90	at Florida State	1/15/89
100-102	Kentucky	2/21/90

YEAR-BY-YEAR TEAM TOTALS

	Record	Pct.	FG-FGA	Pct.	3PT-3PTA	Pct.	FT-FTA	Pct.	Reb	Avg.	PF-D	A	To	Bk	St	Pts	Avg.
2013-14	24-13	.649	927-2048	.453	205-631	.325	613-852	.719	1424	38.5	617-11	472	388	172	192	2672	72.2
Opponents			823-1991	.413	192-556	.345	445-631	.705	1108	29.9	730-14	376	399	134	194	2283	61.7
2012-13	20-13	.606	753-1751	.430	173-548	.316	510-739	.690	1219	36.9	597-14	354	425	130	140	2189	66.3
Opponents			744-1780	.418	158-495	.319	445-612	.727	1039	31.5	650-27	367	368	132	209	2091	63.4
2011-12	19-15	.559	809-1847	.438	229-649	.353	491-699	.702	1244	36.6	628-12	436	466	149	192	2338	68.8
Opponents			785-1905	.412	211-532	.340	465-673	.691	1145	33.3	632-0	372	407	131	244	2216	65.2
2010-11	19-15	.559	837-1941	.431	175-583	.300	527-770	.684	1279	37.6	662-11	443	454	126	250	2376	69.9
Opponents			785-1878	.418	230-692	.332	496-704	.705	1152	33.9	649-18	414	476	140	228	2296	67.5
2009-10	28-9	.757	991-2174	.456	218-681	.320	520-775	.671	1353	36.6	733-9	530	490	136	290	2720	73.5
Opponents			804-2031	.396	230-774	.297	575-827	.695	1311	35.4	704-12	421	599	157	225	2413	65.2
2008-09	21-13	.618	957-2105	.455	229-728	.315	522-772	.676	1316	38.7	647-10	554	452	124	225	2665	78.4
Opponents			864-1950	.443	245-728	.337	492-718	.685	1167	34.3	664-18	459	513	117	204	2465	72.5
2007-08	31-5	.861	1035-2258	.458	312-875	.357	564-856	.659	1358	37.7	749-7	637	474	119	334	2946	81.8
Opponents			876-2039	.430	229-735	.312	538-800	.673	1338	37.2	756-21	482	467	147	208	2519	70.0
2006-07	24-11	.686	981-2189	.448	327-896	.365	542-830	.653	1254	35.8	704-10	546	496	108	336	2831	80.9
Opponents			909-1989	.457	243-699	.348	566-778	.728	1295	37.0	726-22	503	641	148	220	2627	75.1
2005-06	22-8	.733	859-1852	.464	264-683	.387	431-615	.701	1005	33.5	542-5	509	386	98	301	2413	80.4
Opponents			801-1705	.470	209-573	.365	393-574	.685	1088	36.3	546-11	482	545	119	185	2204	73.5
2004-05	14-17	.452	763-1677	.455	222-579	.383	390-566	.689	1014	32.7	552-8	419	432	98	227	2138	69.0
Opponents			774-1696	.456	216-591	.365	371-578	.642	1032	33.3	536-7	460	437	76	218	2135	68.9
2003-04	15-14	.517	702-1592	.441	160-461	.347	499-688	.725	1067	36.8	533-5	434	435	96	173	2063	71.1
Opponents			735-1694	.434	200-574	.348	387-570	.679	978	37.2	595-13	449	384	95	228	2057	70.9
2002-03	17-12	.586	692-1529	.453	181-493	.367	415-573	.724	1036	35.7	513-11	452	442	101	169	1980	68.3
Opponents			676-1605	.421	187-549	.341	383-525	.730	893	30.8	531-9	424	369	83	199	1922	66.3
2001-02	15-16	.484	792-1759	.450	198-574	.345	441-644	.685	1176	37.9	553-11	463	500	113	185	2223	71.7
Opponents			774-1858	.417	232-679	.342	415-597	.695	1073	34.6	615-18	455	414	94	257	2195	70.8
2000-01	22-11	.667	909-1980	.459	257-697	.369	593-872	.680	1301	39.4	712-16	528	528	191	232	2668	80.8
Opponents			876-2107	.416	232-675	.344	512-756	.677	1295	39.2	712-23	460	512	114	257	2496	75.6
1999-00	26-7	.788	909-2019	.450	266-736	.361	545-798	.683	1314	39.8	618-12	481	520	193	290	2629	79.7
Opponents			823-2030	.405	194-608	.319	399-597	.668	1226	37.2	661-17	404	589	106	249	2239	67.8
1998-99	21-9	.700	720-1704	.423	201-606	.332	537-771	.697	1160	38.7	548-9	411	483	190	262	2178	72.6
Opponents			693-1805	.384	175-551	.318	388-570	.681	1147	38.2	623-22	359	510	100	252	2048	65.0
1997-98	20-9	.690	757-1776	.426	207-547	.378	479-745	.643	1128	38.9	584-17	392	453	174	240	2200	75.9
Opponents			727-1790	.406	169-485	.349	425-640	.664	1199	41.4	611-33	391	526	129	228	2048	70.6
1996-97	11-16	.407	517-1316	.393	97-308	.315	414-597	.693	990	36.7	518-6	298	507	116	168	1545	57.2
Opponents			557-1437	.388	142-434	.327	407-587	.693	882	32.7	555-6	289	389	102	226	1663	61.6
1995-96	14-15	.483	615-1428	.431	171-444	.385	412-632	.652	1007	34.7	536-12	384	445	91	143	1813	62.5
Opponents			632-1562	.405	151-427	.354	412-617	.668	975	33.6	598-21	331	364	88	208	1827	63.0
1994-95	11-16	.688	596-1379	.432	114-328	.348	319-470	.679	891	33.0	498-19	397	417	69	164	1625	60.2
Opponents			585-1476	.396	175-512	.342	366-545	.672	951	35.2	482-15	336	374	102	216	1711	63.4
1993-94	5-22	.185	712-1678	.424	149-483	.309	335-477	.702	959	35.5	480-9	421	446	92	226	1908	70.7
Opponents			765-1591	.481	158-437	.362	349-570	.691	1016	37.6	467-10	431	452	86	250	2082	77.1
1992-93	13-17	.351	849-1847	.460	196-501	.391	467-634	.737	1126	37.5	544-12	423	485	101	215	2361	78.7
Opponents			868-1899	.457	207-568	.364	446-629	.709	1092	36.4	556-9	492	339	82	260	2389	79.6
1991-92	19-15	.559	963-2069	.465	179-472	.379	544-785	.693	1200	35.3	720-11	506	491	114	247	2649	77.9
Opponents			932-2021	.461	181-516	.351	572-841	.680	1262	37.1	673-17	481	541	115	262	2617	77.0
1990-91	12-22	.353	981-2036	.482	179-484	.370	547-763	.717	1203	35.4	682-15	497	615	105	256	2688	79.1
Opponents			992-2126	.467	212-555	.382	592-839	.706	1227	36.1	664-12	562	557	115	331	2788	82.0
1989-90	16-14	.533	892-1943	.459	198-507	.391	475-711	.668	1171	39.0	631-12	433	490	73	225	2457	81.9
Opponents			910-1909	.477	183-460	.398	488-702	.695	1159	38.6	620-9	527	476	107	264	2491	83.2
1988-89	19-11	.633	934-1981	.472	171-570	.381	435-679	.641	1181	39.4	614-11	516	502	133	292	2520	84.0
Opponents			899-1864	.482	121-327	.370	487-701	.695	1121	37.4	579-8	479	534	88	253	2406	80.2
1987-88	16-13	.552	791-1734	.456	92-279	.330	449-669	.671	1062	36.6	605-17	426	466	98	246	2123	73.2
Opponents			754-1675	.450	75-238	.315	496-691	.718	1058	36.5	593-18	396	510	76	239	2079	71.7
1986-87	14-15	.483	838-1709	.490	75-193	.389	450-594	.758	1056	36.4	517-16	372	424	105	187	2201	75.9
Opponents			788-1810	.435	84-228	.368	373-528	.706	1011	34.9	558-15	348	425	75	194	2033	70.1
1985-86	12-16	.429	766-1568	.489	--	--	351-479	.733	824	29.4	482-14	334	410	91	192	1883	67.3
Opponents			778-1508	.516	--	--	353-515	.686	887	31.7	449-19	397	467	61	227	1909	68.2
1984-85	22-15	.595	1056-2064	.512	--	--	647-851	.760	1104	29.8	663-14	447	474	90	242	2759	74.6
Opponents			1084-2144	.506	--	--	499-711	.702	1245	33.6	668-31	560	563	117	219	2667	72.1
1983-84	21-14	.600	893-1827	.489	--	--	514-736	.698	1079	30.8	633-15	448	493	102	228	2300	65.7
Opponents			868-1813	.479	--	--	466-664	.702	1069	30.5	680-29	430	535	90	225	2202	62.9
1982-83	20-12	.625	903-1770	.510	--	--	419-572	.733	965	30.2	578-19	449	467	52	242	2225	

YEAR-BY-YEAR TEAM TOTALS

	Record	Pct.	FG-FGA	Pct.	3PT-3PTA	Pct.	FT-FTA	Pct.	Reb	Avg.	PF-D	A	To	Bk	St	Pts	Avg.
1981-82	20-10	.667	792-1462	.542	--	--	380-528	.720	770	25.7	528-17	441	431	64	233	1964	65.5
Opponents			757-1435	.528	--	--	346-500	.692	798	26.6	564-25	370	496	78	215	1860	62.0
1980-81	21-8	.724	823-1590	.518	--	--	424-561	.756	889	30.7	551-11	389	388	60	222	2070	71.4
Opponents			764-1508	.507	--	--	343-520	.660	846	29.2	538-18	358	476	60	169	1871	64.5
1979-80	18-11	.621	822-1707	.482	--	--	439-597	.735	1026	35.4	564-19	454	444	83	182	2083	71.8
Opponents			797-1630	.489	--	--	401-591	.679	909	31.3	575-27	416	458	89	192	1995	68.8
1978-79	21-12	.636	1053-2022	.521	--	--	473-669	.707	1165	35.3	720-21	518	545	104	236	2579	78.2
Opponents			940-1901	.494	--	--	524-734	.714	1033	31.3	693-30	417	--	--	--	2404	72.8
1977-78	11-16	.407	874-1810	.483	--	--	370-545	.679	1053	39.0	530-24	424	433	87	128	2118	78.4
Opponents			901-1791	.503	--	--	340-504	.675	1001	37.1	536-22	447	--	--	--	2142	79.3
1976-77	22-6	.786	984-1839	.535	--	--	431-582	.741	1122	40.1	518-24	527	--	--	--	2399	85.7
Opponents			943-1965	.480	--	--	318-482	.660	981	35.0	577-29	473	--	--	--	2204	78.7
1975-76	21-6	.778	878-1722	.510	--	--	460-645	.713	1083	40.1	490-14	421	--	--	--	2216	82.1
Opponents			872-1873	.466	--	--	283-426	.664	1009	37.4	596-30	463	--	--	--	2204	75.1
1974-75	18-8	.692	927-1756	.528	--	--	397-529	.750	1051	40.4	496-22	447	--	--	--	2251	86.6
Opponents			829-1761	.471	--	--	306-437	.700	908	34.9	532-16	382	--	--	--	1964	75.5
1973-74	17-9	.654	762-1617	.471	--	--	357-494	.718	1030	39.6	442-11	335	--	--	--	1881	72.3
Opponents			742-1699	.439	--	--	252-363	.685	1030	39.6	490-17	364	--	--	--	1736	66.8
1972-73	15-9	.625	701-1392	.504	--	--	281-373	.753	768	32.0	396-14	303	--	--	--	1683	70.1
Opponents			699-1453	.481	--	--	237-340	.697	872	36.3	436-5	338	--	--	--	1635	68.1
1971-72	19-6	.760	668-1436	.463	--	--	450-594	.758	1005	40.2	426-14	304	--	--	--	1786	71.4
Opponents			646-1457	.443	--	--	318-517	.615	917	36.7	353-15	368	--	--	--	1610	64.4
1970-71	21-7	.750	801-1743	.459	--	--	538-679	.792	1097	39.1	445-14	309	--	--	--	2140	76.4
Opponents			766-1618	.473	--	--	376-541	.695	1003	35.8	497-13	388	--	--	--	1908	68.1
1969-70	16-9	.640	647-1531	.423	--	--	402-542	.742	955	38.2	386-8	180	--	--	--	1696	67.8
Opponents			630-1456	.432	--	--	348-485	.718	1032	41.3	423-12	276	--	--	--	1608	64.3
1968-69	21-7	.750	727-1568	.463	--	--	438-563	.778	988	35.3	392-3	--	--	--	--	1892	67.6
Opponents			652-1431	.456	--	--	347-492	.705	901	32.2	426-15	--	--	--	--	1651	58.9
1967-68	20-6	.769	690-1493	.462	--	--	430-602	.714	1058	40.7	454-12	--	--	--	--	1810	69.6
Opponents			577-1412	.409	--	--	394-598	.659	956	36.8	446-18	--	--	--	--	1548	59.5
1966-67	21-7	.750	717-1549	.462	--	--	391-534	.732	1014	36.2	417-6	--	--	--	--	1825	65.2
Opponents			569-1318	.431	--	--	373-522	.714	854	30.5	433-3	--	--	--	--	1511	54.0
1965-66	18-8	.692	753-1755	.429	--	--	416-582	.714	1255	48.2	403-3	--	--	--	--	1922	73.9
Opponents			580-1495	.387	--	--	339-503	.673	938	36.1	446-13	--	--	--	--	1499	57.6
1964-65	20-5	.800	677-1543	.438	--	--	453-615	.736	1207	48.3	422-7	--	--	--	--	1807	72.3
Opponents			499-1335	.373	--	--	393-540	.727	790	31.6	454-18	--	--	--	--	1391	55.6
1963-64	16-8	.667	589-1311	.449	--	--	392-546	.718	978	40.8	394-10	--	--	--	--	1570	65.4
Opponents			532-1399	.380	--	--	335-481	.696	839	35.0	402-17	--	--	--	--	1399	58.3
1962-63	13-11	.542	583-1326	.440	--	--	412-560	.736	988	41.2	386-21	--	--	--	--	1578	65.8
Opponents			583-1437	.406	--	--	355-516	.688	913	38.0	443-18	--	--	--	--	1521	63.4
1961-62	4-19	.174	606-1528	.397	--	--	409-602	.679	1102	47.9	453-24	--	--	--	--	1621	70.5
Opponents			716-1646	.434	--	--	433-617	.702	1135	49.3	456-15	--	--	--	--	1865	81.1
1960-61	10-15	.400	656-1633	.402	--	--	388-611	.635	1171	46.8	496-23	--	--	--	--	1700	68.0
Opponents			605-1519	.398	--	--	515-712	.723	1213	48.5	438-21	--	--	--	--	1725	69.0
1959-60	12-11	.522	598-1566	.381	--	--	427-602	.709	1149	49.9	479-21	--	--	--	--	1623	70.6
Opponents			548-1456	.376	--	--	477-689	.692	1097	47.7	425-13	--	--	--	--	1573	68.4
1958-59	14-8	.636	561-1496	.375	--	--	392-598	.652	1076	48.9	411-16	--	--	--	--	1514	68.8
Opponents			531-1341	.396	--	--	385-564	.683	866	39.4	434-21	--	--	--	--	1447	65.7
1957-58	16-7	.696	683-1672	.408	--	--	406-643	.631	1176	51.1	428	--	--	--	--	1772	77.0
Opponents			588-1609	.365	--	--	367-556	.660	867	37.7	463	--	--	--	--	1543	67.1
1956-57	13-9	.591	661-1638	.403	--	--	456-699	.652	1071	48.6	378	--	--	--	--	1778	80.8
Opponents			633-1655	.382	--	--	429-642	.667	943	42.8	423	--	--	--	--	1695	77.1
1955-56	10-14	.417	622-1716	.363	--	--	547-849	.644	1072	44.6	457	--	--	--	--	1791	74.6
Opponents			707-1879	.388	--	--	479-761	.629	1125	46.9	512	--	--	--	--	1893	78.9
1954-55	15-7	.682	668-1681	.397	--	--	466-724	.644	957	43.5	390	--	--	--	--	1802	81.9
Opponents			579-1590	.364	--	--	431-653	.660	815	37.0	429	--	--	--	--	1589	72.2
1953-54	11-12	.478	585-1684	.348	--	--	480-760	.632	923	40.1	418	--	--	--	--	1650	71.8
Opponents			649-1832	.354	--	--	419-648	.642	--	--	489	--	--	--	--	1717	74.7
1952-53	13-8	.619	566-1639	.345	--	--	456-704	.647	882	42.0	--	--	--	--	--	1558	75.6
Opponents			561-1753	.320	--	--	423-669	.632	--	--	--	--	--	--	--	1545	73.6
1951-52	13-9	.591	491-1433	.342	--	--	335-537	.624	--	--	445	--	--	--	--	1320	60.0
1950-51	10-13	.435	535-1808	.295	--	--	359-587	.612	--	--	446	--	--	--	--	1428	62.1

>> *Bold type indicates school record*

OUTLOOK

PLAYERS

STAFF

REVIEW

RESULTS

RECORDS

HONORS


POSTSEASON

VOLMANAC

MEDIA INFO



1,000-POINT CLUB




1. ALLAN HOUSTON

2,801

#20 • G • 6-6 • 200 • Louisville, Ky. (Ballard HS)

UT's all-time leading scorer with 2,801 points, ranking second in SEC history to Pete Maravich's mark of 3,667 ... Ranks 13th on the NCAA's all-time scoring list ... Finished his career as the SEC's all-time leading 3-point shooter with 346 career treys to rank sixth all-time in NCAA history ... Captured the 1993 SEC scoring title by averaging 22.3 points per game ... Set UT single-season scoring record with 806 points as a sophomore ... MVP of the 1991 SEC Tournament ... Joins Ernie Grunfeld as UT's only four-time first-team All-SEC picks ... First-round draft choice of the Detroit Pistons (11th overall) in 1993 ... Played 12 seasons in the NBA.

Year	GP-GS	Min	Avg	FG-A	Pct	3FG-A	Pct	FT-A	Pct	Rebs	Avg	PF-FO	Ast	TO	Blk	Stl	Pts	Avg
1989-90	30-30	1083	36.1	203-465	.437	83-192	.432	120-149	.805	88	2.9	70-1	127	101	11	36	609	20.3
1990-91	34-34	1212	35.6	265-550	.482	99-231	.429	177-205	.863	104	3.1	68-0	131	128	16	37	806	23.7
1991-92	34-34	1236	36.4	223-492	.453	82-196	.418	189-225	.840	180	5.3	69-1	110	94	15	32	717	21.1
1992-93	30-30	1075	35.8	211-454	.465	82-198	.414	165-188	.878	145	4.8	67-1	92	84	8	28	669	22.3
Totals	128-128	4606	36.0	902-1961	.460	346-817	.424	651-767	.849	517	4.0	274-3	460	407	50	133	2801	21.9



2. ERNIE GRUNFELD

2,249

#22 • F • 6-6 • 215 • Forest Hills, N.Y. (Forest Hills HS)

Joined Bernard King to form the "Ernie & Bernie" duo that dominated the SEC during the early 1970s ... Two-time first-team All-American selection ... Earned SEC Player of the Year honors as a senior in 1977 ... Four-time first-team All-SEC pick ... Led the SEC in scoring in 1976 with 25.3 points per game ... Became the first player in UT history to score more than 2,000 career points ... Led the Vols to a 22-6 overall record and the 1976-77 SEC championship ... Won a gold medal as a member of the USA's basketball team at the 1976 Olympics ... The 11th overall pick in the 1977 NBA Draft by the Milwaukee Bucks ... Played nine seasons in the NBA.

Year	GP-GS	Min	Avg	FG-A	Pct	3FG-A	Pct	FT-A	Pct	Rebs	Avg	PF-FO	Ast	TO	Blk	Stl	Pts	Avg
1973-74	26--	--	--	180-363	.496	--	--	93-128	.727	188	7.2	80-2	61	--	--	--	475	17.4
1974-75	20--	--	--	184-401	.459	--	--	107-132	.811	128	6.4	62-2	51	--	--	--	475	23.8
1975-76	27--	--	--	255-485	.526	--	--	173-214	.808	172	6.4	73-1	57	--	--	--	683	25.3
1976-77	28--	--	--	248-463	.536	--	--	142-179	.793	176	6.3	87-5	77	--	--	--	638	22.8
Totals	101--	--	--	867-1712	.506	--	--	515-653	.789	664	6.6	302-10	246	--	--	--	2249	22.3



3. TONY WHITE

2,219

#11 • G • 6-2 • 170 • Charlotte, N.C. (Independence HS)

Earned third-team All-American honors from the AP and UPI in 1987 ... One of two Vols (Bernard King) to lead the Southeastern Conference in scoring two times ... Named SEC co-Player of the Year by the UPI in 1987 ... Finished his career as the No. 5 all-time scorer in SEC history ... Set a Tennessee single-game scoring record with 51 points against Auburn as a senior ... Led the SEC in free-throw shooting in 1987 with a 90.2 percentage at the line ... Two-time (1986 and 1987) first-team All-SEC selection ... Selected in the second round (33rd overall selection) of the 1987 NBA Draft by the Chicago Bulls.

Year	GP-GS	Min	Avg	FG-A	Pct	3FG-A	Pct	FT-A	Pct	Rebs	Avg	PF-FO	Ast	TO	Blk	Stl	Pts	Avg
1983-84	34-16	796	23.4	117-249	.470	--	--	79-107	.738	43	1.5	72-3	57	54	3	19	453	9.2
1984-85	36-26	1117	31.0	221-432	.512	--	--	131-162	.809	88	2.4	104-4	77	87	1	24	573	15.9
1985-86	28-28	1031	36.8	249-493	.505	--	--	124-142	.873	59	2.1	60-6	66	69	1	25	621	22.2
1986-87	29-29	1090	37.6	259-530	.489	28-68	.412	165-183	.902	59	3.5	75-4	45	69	0	26	711	24.5
Totals	127-99	4034	31.8	846-1704	.496	28-68	.412	499-594	.840	285	2.2	311-14	245	279	5	94	2219	17.5




4. CHRIS LOFTON

2,131

#5 • G • 6-2 • 200 • Maysville, Ky. (Mason County HS)

Three-time second-team All-American selection ... Named to the 2008 John R. Wooden Award All-American squad ... 2007 SEC Player of the Year ... Three-time first team All-SEC pick ... Led the SEC in scoring in 2007 with 20.8 points per game ... Finished his career as the SEC's all-time leader and ranked third in NCAA history with 431 career 3-pointers ... Held the top three single-season 3-point marks in school history, and his 118 3-pointers in 2008 are second-most in SEC history ... Led the Vols to a school-record 31 wins, the SEC championship and their second-consecutive NCAA Sweet Sixteen appearance in 2008.

Year	GP-GS	Min	Avg	FG-A	Pct	3FG-A	Pct	FT-A	Pct	Rebs	Avg	PF-FO	Ast	TO	Blk	Stl	Pts	Avg
2004-05	31-31	914	29.5	141-293	.481	93-200	.465	35-41	.854	111	3.6	36-0	46	32	2	40	410	13.2
2005-06	30-30	957	31.9	174-373	.466	114-261	.437	55-60	.917	106	3.5	55-0	56	36	3	60	517	17.2
2006-07	31-31	917	29.6	205-428	.479	106-253	.419	129-159	.811	95	3.1	49-1	54	41	4	45	645	20.8
2007-08	36-36	1071	29.8	170-426	.399	118-307	.384	101-120	.842	115	3.2	56-0	64	59	4	48	559	15.5
Totals	128-128	3859	30.1	609-1520	.454	431-1021	.422	320-380	.842	427	3.3	196-1	220	168	12	193	2131	16.6



5. REGGIE JOHNSON

2,103

#32 • F • 6-9 • 210 • Ellenwood, Ga. (Cedar Grove HS)

A two-time first-team All-American selection ... Earned All-American honors as a junior and senior ... Three-time first-team All-Southeastern Conference selection ... Led the SEC with a 64.5 field-goal percentage as a freshman in 1977 ... Selected as the team MVP three times (1978, 1979 and 1980) ... Became just the second player in school history to score 2,000 career points ... Helped lead the Vols to a 22-6 overall record and the 1977 Southeastern Conference championship ... First-round draft pick (15th overall) by the San Antonio Spurs in the 1980 NBA Draft ... Played seven seasons in the NBA.

Year	GP-GS	Min	Avg	FG-A	Pct	3FG-A	Pct	FT-A	Pct	Rebs	Avg	PF-FO	Ast	TO	Blk	Stl	Pts	Avg
1976-77	28--	--	--	131-203	.645	--	--	46-61	.754	227	8.1	105-6	17	--	--	--	308	11.0
1977-78	27--	--	--	229-409	.560	--	--	115-166	.693	258	9.6	97-6	36	80	49	12	573	21.2
1978-79	33--	1054	31.9	286-487	.587	--	--	126-170	.741	255	7.7	124-5	28	75	41	25	698	21.2
1979-80	27-27	850	31.5	218-390	.559	--	--	88-116	.759	180	6.7	85-5	29	58	29	23	524	19.4
Totals	115-27	1904	--	864-1489	.580	--	--	375-513	.731	920	8.0	411-22	110	213	119	60	2103	18.3

6. DALE ELLIS

2,065

#14 • F • 6-7 • 205 • Marietta, Ga. (Marietta HS)

Year	GP-GS	Min	Avg	FG-A	Pct	3FG-A	Pct	FT-A	Pct	Rebs	Avg	PF-FO	Ast	TO	Blk	Stl	Pts	Avg
1979-80	27-6	573	21.2	81-182	.445	--	--	31-40	.775	96	3.6	44-1	34	34	13	21	193	7.1
1980-81	29-28	1057	36.4	215-360	.597	--	--	83-111	.748	185	6.4	84-2	21	54	11	34	513	17.7
1981-82	30-30	1134	37.8	257-393	.654	--	--	121-152	.796	189	6.3	91-5	22	90	4	47	635	21.2
1982-83	32-32	1179	36.8	279-464	.601	--	--	166-221	.751	209	6.5	102-4	32	74	4	52	724	22.6
Totals	118-96	3943	33.4	832-1399	.595	--	--	401-524	.765	679	5.8	321-12	109	252	32	154	2065	17.5



7. BERNARD KING

1,962

#53 • F • 6-7 • 205 • Brooklyn, N.Y. (Fort Hamilton HS)

Year	GP-GS	Min	Avg	FG-A	Pct	3FG-A	Pct	FT-A	Pct	Rebs	Avg	PF-FO	Ast	TO	Blk	Stl	Pts	Avg
1974-75	25--	--	--	273-439	.622	--	--	115-147	.782	308	12.3	97-7	39	--	--	--	661	26.4
1975-76	25--	--	--	260-454	.573	--	--	109-163	.669	325	13.0	87-4	40	--	--	--	629	25.2
1976-77	26--	--	--	278-481	.578	--	--	116-163	.712	371	14.3	95-3	82	--	--	--	672	25.8
Totals	76--	--	--	811-1374	.590	--	--	340-473	.719	1004	13.2	279-14	161	--	--	--	1962	25.8



8. DYRON NIX

1,877

#31 • F • 6-7 • 210 • Ft. Walton Beach, Fla. (Ft. Walton HS)

Year	GP-GS	Min	Avg	FG-A	Pct	3FG-A	Pct	FT-A	Pct	Rebs	Avg	PF-FO	Ast	TO	Blk	Stl	Pts	Avg
1985-86	25-13	585	23.4	71-150	.473	--	--	34-51	.667	108	4.3	70-3	13	37	18	16	176	7.0
1986-87	29-29	1039	35.8	153-283	.541	0-2	0.000	102-161	.634	294	10.1	92-5	15	70	53	37	408	14.1
1987-88	29-29	1039	35.8	235-460	.511	1-7	.143	173-227	.762	261	9.0	74-1	16	80	31	34	644	22.2
1988-89	30-26	1078	35.9	254-492	.516	38-103	.369	103-144	.715	281	9.4	69-1	57	81	40	51	649	21.6
Totals	113-97	3741	33.1	713-1385	.515	39-112	.348	412-583	.707	944	8.4	305-10	101	268	142	138	1877	16.6



9. VINCENT YARBROUGH

1,737

#1 • F • 6-7 • 210 • Cleveland, Tenn. (Cleveland HS)

Year	GP-GS	Min	Avg	FG-A	Pct	3FG-A	Pct	FT-A	Pct	Rebs	Avg	PF-FO	Ast	TO	Blk	Stl	Pts	Avg
1998-99	30-28	705	23.5	83-199	.417	23-84	.274	40-57	.702	156	5.2	54-1	42	48	29	43	229	7.6
1999-00	33-33	1010	30.6	172-368	.467	53-148	.358	92-125	.736	228	6.9	60-0	81	68	33	55	489	14.8
2000-01	33-33	1047	31.7	164-370	.443	43-127	.339	88-138	.638	244	7.4	66-0	83	74	44	55	459	13.9
2001-02	31-31	1097	35.4	194-457	.425	60-167	.359	112-163	.687	234	7.5	60-0	87	93	25	58	560	18.1
Totals	127-125	3859	30.4	613-1394	.440	179-526	.340	332-483	.687	862	6.8	240-1	293	283	131	211	1737	13.7



10. CARL WIDSETH

1,683

#21 • C • 6-3 • 180 • Minneapolis, Minn. (Davenport HS)

Year	GP-GS	Min	Avg	FG-A	Pct	3FG-A	Pct	FT-A	Pct	Rebs	Avg	PF-FO	Ast	TO	Blk	Stl	Pts	Avg
1952-53	21--	--	--	111-257	.432	--	--	100-144	.694	165	7.9	--	--	--	--	--	322	15.3
1953-54	22--	--	--	135-336	.402	--	--	152-225	.676	244	11.1	58--	--	--	--	--	422	19.2
1954-55	21--	--	--	135-316	.427	--	--	147-191	.770	236	11.2	35--	--	--	--	--	417	19.9
1955-56	24--	--	--	150-353	.425	--	--	222-288	.771	292	12.2	57--	--	--	--	--	512	21.8
Totals	88--	--	--	531-1262	.421	--	--	621-848	.732	937	10.6	150--	--	--	--	--	1683	19.1




11. BRANDON WHARTON

1,651

#15 • G • 6-3 • 190 • Nashville, Tenn. (Overton HS)

Year	GP-GS	Min	Avg	FG-A	Pct	3FG-A	Pct	FT-A	Pct	Rebs	Avg	PF-FO	Ast	TO	Blk	Stl	Pts	Avg
1995-96	29-29	1017	35.1	112-298	.376	56-141	.397	86-115	.748	100	3.4	68-0	82	93	6	23	366	12.6
1996-97	27-26	962	35.6	153-371	.412	58-135	.430	90-113	.796	108	4.0	66-1	53	87	13	38	454	16.8
1997-98	29-28	977	33.7	143-365	.392	63-147	.429	92-127	.724	107	3.7	68-0	87	61	6	42	441	15.2
1998-99	30-30	948	31.6	132-332	.398	54-155	.348	72-95	.758	77	2.6	66-1	93	75	10	47	390	13.0
Totals	115-113	3904	33.9	540-1366	.395	231-578	.400	340-450	.756	392	3.4	268-2	315	316	35	150	1651	14.4



12. WAYNE CHISM

1,608

#4 • F/C • 6-9 • 242 • Jackson, Tenn. (Bolivar Central HS)

Year	GP-GS	Min	Avg	FG-A	Pct	3FG-A	Pct	FT-A	Pct	Rebs	Avg	PF-FO	Ast	TO	Blk	Stl	Pts	Avg
2006-07	35-18	678	19.4	115-261	.441	26-79	.329	61-104	.587	183	5.2	102-3	32	45	21	21	317	9.1
2007-08	36-34	826	22.9	139-296	.470	29-90	.322	50-90	.556	208	5.8	108-2	41	41	49	33	357	9.9
2008-09	34-31	873	25.7	165-354	.466	41-128	.320	96-134	.716	273	8.0	98-4	42	69	34	26	467	13.7
2009-10	37-36	998	27.0	169-363	.466	35-108	.324	94-124	.758	266	7.2	102-1	40	60	48	41	467	12.6
Totals	142-119	3375	23.8	588-1274	.462	131-405	.323	301-452	.666	930	6.5	410-10	155	215	152	121	1608	11.3



13. MICHAEL BROOKS

1,600

#21 • G • 6-2 • 170 • Memphis, Tenn. (Melrose HS)

Year	GP-GS	Min	Avg	FG-A	Pct	3FG-A	Pct	FT-A	Pct	Rebs	Avg	PF-FO	Ast	TO	Blk	Stl	Pts	Avg
1980-81	29-0	646	22.3	74-153	.484	--	--	33-46	.717	38	1.3	34-0	90	40	2	35	181	6.2
1981-82	29-25	926	31.9	184-286	.649	--	--	69-81	.852	41	1.4	41-1	96	71	2	33	337	11.6
1982-83	32-32	1131	35.3	198-389	.509	--	--	56-68	.824	51	1.6	51-1	79	83	1	24	452	14.1
1984-85	37-37	1292	34.9	242-472	.515	--	--	146-164	.890	67	1.8	82-0	132	90	4	40	630	17.0
Totals	127-94	3995	31.5	648-1300	.498	--	--	304-359	.847	197	1.6	208-2	397	284	3	122	1600	12.6



14. TONY HARRIS

1,588

#14 • G • 6-0 • 165 • Memphis, Tenn. (East HS)

Year	GP-GS	Min	Avg	FG-A	Pct	3FG-A	Pct	FT-A	Pct	Rebs	Avg	PF-FO	Ast	TO	Blk	Stl	Pts	Avg
1997-98	27-26	842	31.2	123-336	.366	48-149	.322	90-125	.720	72	2.7	70-3	113	79	2	36	384	14.2
1998-99	30-29	965	32.2	113-303	.373	64-164	.390	81-102	.794	80	2.7	67-0	143	106	2	31	371	12.4
1999-00	33-33	997	30.2	149-365	.408	73-193	.378	110-148	.743	73	2.2	78-1	134	86	0	46	481	14.6
2000-01	31-31	885	28.5	97-271	.358	55-159	.346	103-133	.774	63	2.0	80-0	119	81	1	32	352	11.4
Totals	121-119	3689	30.5	482-1275	.378	240-665	.361	384-508	.756	288	2.4	295-8	509	352	5	145	1588	13.1



OUTLOOK

PLAYERS

STAFF

REVIEW

RESULTS

RECORDS

HONORS

POSTSEASON

VOLTMANAC

MEDIA INFO





15. RON SLAY

1,569

#35 • F • 6-8 • 240 • Nashville, Tenn. (Pearl-Cohn HS/Oak Hill Academy)

Year	GP-GS	Min	Avg	FG-A	Pct	3FG-A	Pct	FT-A	Pct	Rebs	Avg	PF-FO	Ast	TO	Blk	Stl	Pts	Avg
1999-00	33-1	572	17.3	117-229	.511	11-27	.407	75-94	.798	146	4.4	69-3	17	47	7	17	320	9.1
2000-01	33-7	749	22.7	145-289	.502	16-45	.356	120-171	.702	176	5.3	98-3	33	65	9	11	426	12.9
2001-02	14-11	342	24.4	70-143	.490	11-32	.344	56-74	.757	91	6.5	38-1	29	42	0	4	207	14.8
2002-03	29-29	991	34.2	211-434	.486	43-115	.374	151-193	.782	226	7.8	86-3	61	108	4	21	616	21.2
Totals	109-48	2654	24.3	543-1095	.496	81-219	.370	402-532	.756	639	5.9	291-10	140	262	20	53	1569	14.4



16. JORDAN MCRAE

1,521

#52 • G • 6-6 • 185 • Midway, Ga. (Liberty County HS)

Year	GP-GS	Min	Avg	FG-A	Pct	3FG-A	Pct	FT-A	Pct	Rebs	Avg	PF-FO	Ast	TO	Blk	Stl	Pts	Avg
2010-11	10-0	53	5.3	6-19	.316	1-9	.111	5-11	.455	8	0.8	5-0	0	5	4	2	18	1.8
2011-12	34-15	738	21.7	97-257	.377	39-119	.328	60-79	.759	99	2.9	58-2	52	50	26	20	293	8.6
2012-13	33-22	1108	33.6	170-402	.423	60-169	.355	118-153	.771	136	4.1	77-4	66	93	29	26	518	15.7
2013-14	37-37	1191	32.2	223-512	.436	79-225	.351	167-212	.788	128	3.5	78-1	91	77	38	25	692	18.7
TOTAL	114-74	3090	27.1	496-1190	.417	179-522	.343	350-455	.769	371	3.3	218-7	209	225	97	73	1521	13.3



17. RON WIDBY

1,432

#53 • F • 6-4 • 209 • Knoxville, Tenn. (Fulton HS)

Year	GP-GS	Min	Avg	FG-A	Pct	3FG-A	Pct	FT-A	Pct	Rebs	Avg	PF-FO	Ast	TO	Blk	Stl	Pts	Avg
1964-65	25--	--	--	162-356	.455	--	--	38-49	.776	207	8.3	66-0	--	--	--	--	362	14.5
1965-66	26--	--	--	193-463	.417	--	--	65-83	.783	209	8.0	54-0	--	--	--	--	451	17.3
1966-67	28--	--	--	257-537	.479	--	--	105-127	.827	244	8.7	76-0	--	--	--	--	619	22.1
Totals	79--	--	--	612-1356	.451	--	--	208-259	.803	660	8.4	196-0	--	--	--	--	1432	18.1




18. C.J. WATSON

1,424

#32 • G • 6-2 • 176 • Las Vegas, Nev. (Bishop Gorman HS)

Year	GP-GS	Min	Avg	FG-A	Pct	3FG-A	Pct	FT-A	Pct	Rebs	Avg	PF-FO	Ast	TO	Blk	Stl	Pts	Avg
2002-03	29-28	1038	35.8	80-188	.426	24-66	.364	79-121	.653	121	4.2	57-0	160	85	6	36	263	9.1
2003-04	29-29	982	33.9	104-249	.418	44-107	.411	82-103	.796	123	4.2	55-2	145	73	3	45	334	11.5
2004-05	31-31	1082	34.9	109-266	.410	48-128	.375	103-136	.757	101	3.3	71-0	155	96	1	58	369	11.9
2005-06	30-30	956	31.9	136-291	.467	49-116	.422	137-156	.878	93	3.1	77-2	117	63	4	59	458	15.3
Totals	119-118	4058	34.1	429-994	.432	165-417	.396	401-516	.777	438	3.7	260-4	577	317	14	198	1424	12.0



19. STEVE HAMER

1,418

#21 • C • 7-0 • 245 • Grand Junction, Tenn. (Middleton HS)

Year	GP-GS	Min	Avg	FG-A	Pct	3FG-A	Pct	FT-A	Pct	Rebs	Avg	PF-FO	Ast	TO	Blk	Stl	Pts	Avg
1992-93	26-19	553	21.3	74-136	.544	0-0	.000	33-52	.635	119	4.6	65-2	7	25	24	8	181	7.0
1993-94	24-19	620	25.8	119-206	.578	3-13	.000	93-116	.802	139	5.8	59-2	20	43	24	12	334	13.9
1994-95	25-24	773	30.9	138-261	.529	0-0	.000	98-153	.641	220	8.8	66-2	14	65	35	6	374	15.0
1995-96	29-29	956	33.0	187-325	.575	0-0	.000	155-252	.615	272	9.4	84-3	30	84	39	11	529	18.2
Totals	104-91	2902	27.9	518-928	.558	3-13	.000	379-573	.661	750	7.2	274-9	71	217	122	37	1418	13.6



20. JIMMY ENGLAND

1,407

#22 • G • 6-1 • 170 • Knoxville, Tenn. (Holston HS)

Year	GP-GS	Min	Avg	FG-A	Pct	3FG-A	Pct	FT-A	Pct	Rebs	Avg	PF-FO	Ast	TO	Blk	Stl	Pts	Avg
1968-69	28--	--	--	150-321	.467	--	--	45-51	.882	77	2.8	59-0	28	--	--	--	345	12.3
1969-70	25--	--	--	177-439	.403	--	--	131-146	.897	121	4.8	55-0	63	--	--	--	485	19.4
1970-71	28--	--	--	217-449	.483	--	--	143-165	.867	111	4.0	62-0	146	--	--	--	577	20.6
Totals	81--	--	--	544-1209	.450	--	--	319-362	.881	309	3.8	176-0	237	--	--	--	1407	17.4



21. JaJUAN SMITH

1,384

#2 • G • 6-2 • 195 • Cleveland, Tenn. (McMinn County HS)

Year	GP-GS	Min	Avg	FG-A	Pct	3FG-A	Pct	FT-A	Pct	Rebs	Avg	PF-FO	Ast	TO	Blk	Stl	Pts	Avg
2004-05	25-0	200	8.0	17-54	.315	10-34	.294	4-9	.444	20	0.8	15-0	11	10	1	9	48	1.9
2005-06	30-0	720	24.0	95-239	.397	61-162	.377	33-58	.569	92	3.1	57-0	57	40	3	40	284	9.5
2006-07	35-35	1012	28.9	183-402	.455	89-242	.368	78-107	.729	159	4.5	90-2	46	63	8	73	533	15.2
2007-08	36-36	992	27.6	174-377	.462	93-243	.383	78-102	.765	134	3.7	88-2	61	61	1	61	519	14.4
Totals	126-71	2924	23.2	469-1072	.438	253-681	.372	193-276	.699	405	3.2	250-4	195	174	13	183	1384	11.0



22. MIKE EDWARDS

1,343

#25 • G • 6-2 • 180 • Greenfield, Ind. (Greenfield HS)

Year	GP-GS	Min	Avg	FG-A	Pct	3FG-A	Pct	FT-A	Pct	Rebs	Avg	PF-FO	Ast	TO	Blk	Stl	Pts	Avg
1970-71	28--	--	--	205-460	.446	--	--	67-87	.770	115	4.1	67-1	23	--	--	--	477	17.0
1971-72	25--	--	--	191-458	.417	--	--	103-119	.866	96	3.8	71-1	21	--	--	--	485	19.4
1972-73	24--	--	--	176-347	.507	--	--	29-38	.763	65	2.7	56-2	28	--	--	--	381	15.9
Totals	77--	--	--	572-1265	.452	--	--	199-244	.816	276	3.6	194-4	72	--	--	--	1343	17.4



23. HERMAN THOMPSON

1,319

#15 • G • 5-11 • 160 • Alcoa, Tenn. (Alcoa HS)

Year	GP-GS	Min	Avg	FG-A	Pct	3FG-A	Pct	FT-A	Pct	Rebs	Avg	PF-FO	Ast	TO	Blk	Stl	Pts	Avg
1953-54	22--	--	--	62-178	.348	--	--	32-56	.571	73	3.3	50--	--	--	--	--	156	7.1
1954-55	22--	--	--	122-298	.409	--	--	66-97	.680	106	4.8	67--	--	--	--	--	310	14.1
1955-56	24--	--	--	159-414	.384	--	--	115-175	.657	120	5.0	62--	--	--	--	--	433	18.0
1956-57	22--	--	--	152-388	.392	--	--	116-155	.748	95	4.3	56--	--	--	--	--	420	19.1
Totals	90--	--	--	495-1278	.387	--	--	329-483	.681	394	4.4	235--	--	--	--	--	1319	14.7

24. SCOTTY HOPSON

1,305

#32 • G • 6-7 • 200 • Hopkinsville, Ky. (University Heights HS)

Year	GP-GS	Min	Avg	FG-A	Pct	3FG-A	Pct	FT-A	Pct	Rebs	Avg	PF-FO	Ast	TO	Blk	Stl	Pts	Avg
2008-09	34-30	796	23.4	113-264	.428	46-129	.357	40-64	.625	93	3.1	50-0	49	50	9	21	312	9.2
2009-10	37-36	1024	27.7	174-391	.445	52-156	.333	50-85	.588	124	3.4	55-1	44	78	7	36	450	12.2
2010-11	32-32	937	29.3	188-416	.452	53-141	.376	114-155	.735	107	3.3	61-3	41	89	5	26	543	17.0
Totals	103-98	2757	26.8	475-1071	.444	151-426	.354	204-304	.671	324	3.1	168-2	134	217	21	83	1305	12.7




25. ISIAH VICTOR

1,304

#44 • F • 6-9 • 220 • Hopkinsville, Ky. (University Heights HS)

Year	GP-GS	Min	Avg	FG-A	Pct	3FG-A	Pct	FT-A	Pct	Rebs	Avg	PF-FO	Ast	TO	Blk	Stl	Pts	Avg
1997-98	29-7	599	20.7	78-154	.506	2-6	.333	65-113	.575	159	5.5	75-1	20	61	30	27	223	7.7
1998-99	30-9	719	24.0	126-214	.589	3-10	.300	84-141	.596	219	7.3	78-2	23	66	36	25	339	11.3
1999-00	33-33	670	20.3	112-223	.502	6-19	.316	89-136	.654	202	6.1	74-2	24	82	40	33	319	9.7
2000-01	33-32	869	26.3	153-282	.543	4-15	.267	113-182	.621	219	6.6	81-1	30	74	34	19	423	12.8
Totals	125-81	2857	22.9	469-873	.537	15-50	.300	351-572	.614	799	6.4	308-6	97	283	140	104	1304	10.4



26. BRANDON CRUMP

1,267

#4 • F • 6-10 • 250 • Houston, Texas (Klein HS)

Year	GP-GS	Min	Avg	FG-A	Pct	3FG-A	Pct	FT-A	Pct	Rebs	Avg	PF-FO	Ast	TO	Blk	Stl	Pts	Avg
2001-02	30-19	648	21.6	85-143	.594	1-2	.500	43-78	.551	126	4.2	80-1	28	34	17	13	214	7.1
2002-03	29-27	781	26.9	127-225	.564	0-0	.000	64-85	.753	171	5.9	76-1	33	66	30	22	318	11.0
2003-04	29-29	909	31.3	158-279	.566	8-25	.320	105-155	.677	198	6.8	73-3	35	60	37	23	429	14.8
2004-05	27-25	712	26.4	124-224	.554	10-19	.526	48-75	.640	157	5.8	75-2	22	55	23	18	306	11.3
Totals	115-100	3050	26.5	494-871	.567	19-46	.413	260-393	.662	652	5.7	304-7	118	215	107	76	1267	11.0




27. C.J. BLACK

1,261

#43 • F • 6-8 • 255 • Chattanooga, Tenn. (Brainerd HS)

Year	GP-GS	Min	Avg	FG-A	Pct	3FG-A	Pct	FT-A	Pct	Rebs	Avg	PF-FO	Ast	TO	Blk	Stl	Pts	Avg
1996-97	27-20	689	25.5	98-190	.516	1-4	.250	117-153	.765	169	6.3	66-0	7	88	38	13	314	11.6
1997-98	29-28	829	28.6	126-243	.519	10-24	.417	103-139	.741	198	6.8	94-1	17	69	73	32	365	12.6
1998-99	30-27	720	24.0	89-201	.443	8-27	.296	97-121	.802	166	5.5	69-2	23	49	46	31	283	9.4
1999-00	32-32	784	24.5	100-193	.518	13-33	.394	86-119	.723	170	5.3	83-3	25	53	55	26	299	9.3
Totals	118-107	3022	25.6	413-827	.499	32-88	.364	403-532	.758	703	6.0	312-6	72	259	212	102	1261	10.7



28. MIKE JACKSON

1,243

#25 • G • 6-3 • 190 • Nashville, Tenn. (Stratford HS)

Year	GP-GS	Min	Avg	FG-A	Pct	3FG-A	Pct	FT-A	Pct	Rebs	Avg	PF-FO	Ast	TO	Blk	Stl	Pts	Avg
1973-74	6--	--	--	6-18	.333	--	--	3-6	.500	7	1.2	7-0	0	--	--	--	15	2.5
1974-75	26--	--	--	139-273	.509	--	--	69-84	.821	98	3.8	76-2	42	--	--	--	347	13.3
1975-76	27--	--	--	174-360	.483	--	--	102-132	.773	126	4.7	92-6	62	--	--	--	450	16.7
1976-77	28--	--	--	179-383	.467	--	--	73-86	.849	90	3.2	96-8	81	--	--	--	431	15.4
Totals	87--	--	--	498-1034	.482	--	--	247-308	.802	321	3.7	271-16	185	--	--	--	1243	14.3



29. BILL JUSTUS

1,236

#42 • G • 6-1 • 175 • Knoxville, Tenn. (Fulton HS)

Year	GP-GS	Min	Avg	FG-A	Pct	3FG-A	Pct	FT-A	Pct	Rebs	Avg	PF-FO	Ast	TO	Blk	Stl	Pts	Avg
1966-67	28--	--	--	113-242	.467	--	--	88-109	.807	129	4.6	49-0	--	--	--	--	314	11.2
1967-68	26--	--	--	175-384	.456	--	--	117-142	.824	129	5.0	49-0	--	--	--	--	467	18.0
1968-69	28--	--	--	161-389	.414	--	--	133-147	.905	160	5.7	59-1	49	--	--	--	455	16.3
Totals	82--	--	--	449-1015	.442	--	--	338-398	.849	418	5.1	157-1	49	--	--	--	1236	15.1




30. A.W. DAVIS

1,225

#20 • F • 6-7 • 185 • Rutledge, Tenn. (Rutledge HS)

Year	GP-GS	Min	Avg	FG-A	Pct	3FG-A	Pct	FT-A	Pct	Rebs	Avg	PF-FO	Ast	TO	Blk	Stl	Pts	Avg
1962-63	24--	--	--	136-288	.472	--	--	85-114	.746	196	8.2	51-4	--	--	--	--	357	14.9
1963-64	23--	--	--	141-296	.476	--	--	116-144	.806	181	7.9	58-1	--	--	--	--	398	17.3
1964-65	24--	--	--	170-391	.435	--	--	130-153	.850	197	8.2	65-3	--	--	--	--	470	19.6
Totals	71--	--	--	447-975	.458	--	--	331-411	.805	574	8.1	174-8	--	--	--	--	1225	17.3



31. TYLER SMITH

1,219

#1 • F • 6-7 • 215 • Pulaski, Tenn. (Giles County HS/Hargrave Military Academy/University of Iowa)

Year	GP-GS	Min	Avg	FG-A	Pct	3FG-A	Pct	FT-A	Pct	Rebs	Avg	PF-FO	Ast	TO	Blk	Stl	Pts	Avg
2007-08	36-35	1017	28.3	181-338	.536	14-37	.378	113-160	.706	242	6.7	92-1	122	79	20	50	489	13.6
2008-09	34-34	1107	32.6	196-446	.439	28-96	.292	170-222	.766	196	5.8	72-0	114	70	7	25	590	17.4
2009-10	12-12	321	26.8	47-82	.573	0-3	.000	46-66	.697	56	4.7	24-1	44	16	3	17	140	11.7
Totals	82-81	2445	29.8	424-866	.490	42-136	.309	329-448	.734	494	6.0	188-2	280	165	30	92	1219	14.9




32. ED WIENER

1,212

#19 • F • 6-3 • 185 • Brooklyn, N.Y. (Erasmus Hall HS)

Year	GP-GS	Min	Avg	FG-A	Pct	3FG-A	Pct	FT-A	Pct	Rebs	Avg	PF-FO	Ast	TO	Blk	Stl	Pts	Avg
1951-52	8--	--	--	1-8	.125	--	--	1-4	.250	--	--	6--	--	--	--	--	3	0.4
1952-53	21--	--	--	133-366	.363	--	--	95-158	.601	202	9.6	--	--	--	--	--	361	17.2
1953-54	22--	--	--	154-410	.376	--	--	106-145	.731	180	8.2	45--	--	--	--	--	414	18.8
1954-55	22--	--	--	165-395	.418	--	--	104-158	.658	156	7.1	47--	--	--	--	--	434	19.7
Totals	73--	--	--	453-1179	.384	--	--	306-465	.658	538	--	98--	--	--	--	--	1212	16.6



OUTLOOK

PLAYERS

STAFF

REVIEW

RESULTS

RECORDS

HONORS

POSTSEASON

VOLMANAC

MEDIA INFO





33. LEN KOSMALSKI

1,202

#55 • C • 7-0 • 245 • Maple Heights, Ohio (Maple Heights HS)

Year	GP-GS	Min	Avg	FG-A	Pct	3FG-A	Pct	FT-A	Pct	Rebs	Avg	PF-FO	Ast	TO	Blk	Stl	Pts	Avg
1971-72	25--	--	--	191-365	.523	--	--	106-140	.757	210	8.4	74-3	10	--	--	--	488	19.5
1972-73	17--	--	--	119-238	.500	--	--	51-70	.729	110	6.5	32-0	8	--	--	--	289	17.0
1973-74	26--	--	--	176-324	.543	--	--	73-109	.670	254	9.8	76-3	14	--	--	--	425	16.3
Totals	68--	--	--	486-927	.524	--	--	230-319	.721	574	8.4	182-6	32	--	--	--	1202	17.7



34. HOWARD WOOD

1,201

#44 • C • 6-7 • 235 • East Hampton, N.Y. (East Hampton HS)

Year	GP-GS	Min	Avg	FG-A	Pct	3FG-A	Pct	FT-A	Pct	Rebs	Avg	PF-FO	Ast	TO	Blk	Stl	Pts	Avg
1977-78	24--	--	--	48-93	.516	--	--	26-38	.684	101	4.2	37-1	7	17	3	6	122	5.1
1978-79	33--	62.0	18.8	114-230	.496	--	--	56-73	.767	144	4.4	68-0	15	49	8	16	284	8.6
1979-80	29-2	64.6	22.3	141-280	.504	--	--	97-113	.858	151	5.2	67-0	12	37	11	23	379	13.1
1980-81	29-29	98.5	34.0	150-287	.523	--	--	116-144	.805	199	6.9	85-1	40	75	18	33	416	14.3
Totals	115-31	--	--	453-890	.509	--	--	295-368	.801	595	5.2	235-2	74	178	40	78	1201	10.4



35. GARY CARTER

1,199

#30 • G • 6-3 • 190 • Johnson City, Tenn. (Science Hill HS)

Year	GP-GS	Min	Avg	FG-A	Pct	3FG-A	Pct	FT-A	Pct	Rebs	Avg	PF-FO	Ast	TO	Blk	Stl	Pts	Avg
1978-79	33--	113.7	34.5	145-283	.512	--	--	69-98	.704	161	4.9	82-3	94	96	4	47	359	10.9
1979-80	29-28	101.5	30.5	109-263	.414	--	--	65-80	.813	133	4.6	59-1	87	76	4	32	283	9.8
1980-81	29-29	108.2	37.3	174-313	.556	--	--	88-108	.815	112	3.9	79-2	68	59	3	43	436	15.0
1981-82	6-6	22.8	3.8	46-77	.597	--	--	29-33	.879	18	3.0	15-1	17	21	2	10	121	20.2
Totals	97-63	346.2	35.7	474-936	.506	--	--	251-319	.787	424	4.4	235-7	266	252	13	132	1199	12.4



36. GREG BELL

1,198

#23 • G • 6-3 • 185 • London, W.Va. (DuPont HS)

Year	GP-GS	Min	Avg	FG-A	Pct	3FG-A	Pct	FT-A	Pct	Rebs	Avg	PF-FO	Ast	TO	Blk	Stl	Pts	Avg
1987-88	26-14	60.6	23.3	93-225	.413	39-98	.398	53-78	.679	66	2.5	74-4	43	57	4	26	278	10.7
1988-89	30-3	69.6	23.2	114-271	.421	62-155	.400	60-91	.659	64	2.1	72-0	56	61	5	22	350	11.7
1989-90	30-30	94.2	31.4	161-368	.438	66-153	.431	111-162	.685	96	3.2	99-3	65	88	4	36	499	16.6
1990-91	12-0	20.0	16.7	25-79	.316	4-23	.174	17-27	.630	21	1.8	22-0	14	29	1	9	71	5.9
Totals	98-47	244.4	24.9	393-943	.417	171-429	.399	241-358	.673	247	2.5	267-7	178	235	14	93	1198	12.2



37. DON JOHNSON

1,196

#52 • F • 6-5 • 210 • Benson, Ill. (Roanoke-Benson HS)

Year	GP-GS	Min	Avg	FG-A	Pct	3FG-A	Pct	FT-A	Pct	Rebs	Avg	PF-FO	Ast	TO	Blk	Stl	Pts	Avg
1968-69	28--	--	--	133-295	.451	--	--	56-79	.709	227	8.1	63-0	14	--	--	--	322	11.5
1969-70	25--	--	--	145-346	.419	--	--	59-82	.720	231	9.2	72-2	10	--	--	--	349	14.0
1970-71	28--	--	--	192-398	.482	--	--	141-187	.754	291	10.4	80-3	16	--	--	--	525	18.8
Totals	81--	--	--	470-1039	.452	--	--	256-348	.736	749	9.2	215-5	40	--	--	--	1196	14.8



38. PAUL WALTHER

1,173

#14 • F • 6-2 • 155 • Covington, Ky.

Year	GP-GS	Min	Avg	FG-A	Pct	3FG-A	Pct	FT-A	Pct	Rebs	Avg	PF-FO	Ast	TO	Blk	Stl	Pts	Avg
1944-45	23--	--	--	98--	--	--	--	62-100	.620	--	--	--	--	--	--	--	258	11.2
1944-47	17--	--	--	45--	--	--	--	29-42	.690	--	--	--	--	--	--	--	119	7.0
1947-48	25--	--	--	118-331	.356	--	--	98-137	.715	--	--	81--	--	--	--	--	334	13.4
1948-49	26--	--	--	176-470	.374	--	--	110-164	.671	--	--	79--	--	--	--	--	462	17.8
Totals	91--	--	--	437--	--	--	--	299-443	.675	--	--	160--	--	--	--	--	1173	12.9




39. LANG WISEMAN

1,156

#22 • G • 6-4 • 200 • Arlington, Tenn. (Bolton HS)

Year	GP-GS	Min	Avg	FG-A	Pct	3FG-A	Pct	FT-A	Pct	Rebs	Avg	PF-FO	Ast	TO	Blk	Stl	Pts	Avg
1989-90	28-0	29.2	10.4	27-77	.351	10-34	.294	13-20	.650	29	1.0	36-0	29	18	2	8	77	2.8
1990-91	33-30	99.4	30.1	155-346	.448	54-170	.318	70-85	.824	100	3.0	81-2	104	102	4	52	434	13.2
1991-92	33-30	87.6	26.5	131-293	.447	39-96	.406	44-60	.733	135	4.1	87-1	71	63	8	41	345	10.5
1992-93	29-22	74.8	25.8	106-248	.427	49-125	.392	39-54	.722	89	3.1	66-2	44	57	6	27	300	10.3
Totals	123-82	291.0	23.7	419-964	.435	152-425	.358	166-219	.758	353	2.9	270-5	248	240	20	128	1156	9.4



40. FRED JENKINS

1,139

#35 • G • 6-4 • 190 • Columbia, Tenn. (Central HS)

Year	GP-GS	Min	Avg	FG-A	Pct	3FG-A	Pct	FT-A	Pct	Rebs	Avg	PF-FO	Ast	TO	Blk	Stl	Pts	Avg
1983-84	35-28	101.2	28.9	137-279	.491	--	--	79-110	.718	113	3.2	67-3	94	92	9	49	353	10.1
1984-85	35-23	104.6	29.9	128-267	.479	--	--	99-130	.762	138	3.9	64-1	99	86	2	52	355	10.1
1985-86	16-15	48.1	30.1	69-139	.496	--	--	29-38	.763	52	3.3	27-1	62	42	3	35	167	10.4
1986-87	24-20	76.2	31.8	101-192	.526	13-39	.333	49-62	.790	74	3.1	43-0	133	71	5	41	264	11.0
Totals	110-86	330.1	30.0	435-877	.496	13-39	.333	256-344	.753	377	3.4	201-5	388	291	19	177	1139	10.4



41. JARNELL STOKES

1,129

#5 • F • 6-8 • 260 • Memphis, Tenn. (Southwind HS)

Year	GP-GS	Min	Avg	FG-A	Pct	3FG-A	Pct	FT-A	Pct	Rebs	Avg	PF-FO	Ast	TO	Blk	Stl	Pts	Avg
2011-12	17-14	43.6	25.6	63-118	.534	0-3	.000	37-65	.569	126	7.4	39-1	12	35	23	16	163	9.6
2012-13	33-33	95.2	28.8	149-282	.528	0-0	.000	110-194	.567	318	9.6	78-4	42	68	37	23	408	12.4
2013-14	37-37	119.9	32.4	199-375	.531	0-0	.000	160-230	.696	392	10.6	73-2	75	77	34	26	558	15.1
Totals	87-84	258.7	29.7	411-775	.530	0-3	.000	307-489	.628	836	9.6	190-7	129	180	94	65	1129	13.0

42. TERRY CROSBY

1,096

#25 • G/F • 6-4 • 195 • Toledo, Ohio (De Vilbiss HS)

Year	GP-GS	Min	Avg	FG-A	Pct	3FG-A	Pct	FT-A	Pct	Rebs	Avg	PF-FO	Ast	TO	Blk	Stl	Pts	Avg
1975-76	23--	--	--	33-96	.344	--	--	3-12	.250	38	1.7	43-0	14	--	--	--	67	3.0
1976-77	26--	--	--	44-93	.473	--	--	14-20	.700	30	1.2	20-0	25	--	--	--	102	3.9
1977-78	25--	--	--	198-407	.486	--	--	79-106	.745	135	5.4	76-4	60	87	2	35	475	19.0
1978-79	32--	1162	36.3	198-359	.552	--	--	54-73	.740	130	4.1	82-2	101	58	13	53	450	14.1
Totals	106--	1162	--	473-955	.495	--	--	150-211	.711	333	3.1	221-6	200	145	15	88	1096	10.3



43. CAMERON TATUM

1,083

#23 • G • 6-7 • 193 • Lithonia, Ga. (The Patterson School)

Year	GP-GS	Min	Avg	FG-A	Pct	3FG-A	Pct	FT-A	Pct	Rebs	Avg	PF-FO	Ast	TO	Blk	Stl	Pts	Avg
2007-08	7-0	74	10.6	13-26	.500	3-8	.375	6-14	.429	16	2.3	8-0	6	8	2	8	35	5.0
2008-09	34-4	626	18.4	91-217	.419	43-134	.321	32-53	.604	76	2.2	52-0	30	41	6	17	257	7.4
2009-10	29-6	491	16.9	75-156	.481	28-72	.389	38-56	.679	63	2.2	50-0	31	26	3	16	216	7.4
2010-11	34-33	857	25.2	97-259	.375	34-125	.272	70-105	.667	105	3.1	63-0	78	57	12	30	298	8.8
2011-12	34-34	991	29.1	93-264	.352	47-137	.343	44-58	.759	141	4.1	62-1	87	62	4	26	277	8.1
Totals	138-77	3039	22.0	369-922	.400	155-476	.326	190-286	.664	401	2.9	235-1	232	194	27	97	1083	7.8



44. BOBBY CROFT

1,071

#40 • C • 6-10 • 220 • Hamilton, Ontario (Hill Park HS)

Year	GP-GS	Min	Avg	FG-A	Pct	3FG-A	Pct	FT-A	Pct	Rebs	Avg	PF-FO	Ast	TO	Blk	Stl	Pts	Avg
1967-68	26--	--	--	89-171	.520	--	--	38-57	.667	137	5.3	73-3	5	--	--	--	216	8.3
1968-69	28--	--	--	166-297	.559	--	--	94-142	.662	250	8.9	90-2	5	--	--	--	426	15.2
1969-70	25--	--	--	166-332	.500	--	--	97-147	.660	241	9.6	86-3	9	--	--	--	429	17.2
Totals	79--	--	--	421-800	.526	--	--	229-346	.662	628	7.9	251-8	14	--	--	--	1071	13.6



45. ROB JONES

1,070

#34 • C • 6-7 • 210 • Knoxville, Tenn. (Austin-East HS)

Year	GP-GS	Min	Avg	FG-A	Pct	3FG-A	Pct	FT-A	Pct	Rebs	Avg	PF-FO	Ast	TO	Blk	Stl	Pts	Avg
1982-83	30-0	284	9.5	16-42	.381	--	--	7-17	.412	65	2.2	32-0	4	18	11	11	39	1.3
1983-84	35-30	983	28.1	108-194	.557	--	--	58-92	.630	206	5.9	93-3	14	41	29	29	274	7.8
1984-85	37-37	1348	36.4	181-301	.601	--	--	95-160	.594	317	8.6	112-4	20	57	47	40	457	12.4
1985-86	28-28	987	35.2	127-219	.580	--	--	46-88	.523	216	7.7	58-1	14	38	25	35	300	10.7
Totals	130-95	3602	27.7	432-756	.571	--	--	206-357	.577	804	6.2	295-8	52	154	112	115	1070	8.2




46. GENE TORMOHLN

1,020

#54 • C • 6-8 • 215 • Holland, Ind. (Holland HS)

Year	GP-GS	Min	Avg	FG-A	Pct	3FG-A	Pct	FT-A	Pct	Rebs	Avg	PF-FO	Ast	TO	Blk	Stl	Pts	Avg
1956-57	22--	--	--	109-258	.422	--	--	57-110	.518	357	16.2	85--	--	--	--	--	275	12.5
1957-58	23--	--	--	141-330	.427	--	--	90-136	.662	384	16.7	87--	--	--	--	--	372	16.2
1958-59	21--	--	--	142-366	.388	--	--	89-139	.640	372	17.7	80-6	--	--	--	--	373	17.8
Totals	66--	--	--	392-954	.411	--	--	236-385	.613	1113	16.9	252-6	--	--	--	--	1020	15.5



THOMPSON-BOLING ARENA RECORDS

INDIVIDUAL RECORDS

■ MOST POINTS SCORED

UT: 43 by Allan Houston vs. LSU (2/10/90)
Opp: 54 by Jodie Meeks, Kentucky (1/13/09)

■ MOST FIELD GOALS ATTEMPTED

UT: 27 by Allan Houston vs. LSU (2/10/90)
Opp: 36 by Chris Jackson, LSU (3/10/89)
Other: 36 by Popeye Jones, Murray State vs. Michigan State (3/15/90)

■ MOST FIELD GOALS MADE

UT: 15 by Dyron Nix vs. Tennessee Tech (11/25/88)
Opp: 17 by Gary Payton, Oregon State (12/10/89)

■ BEST FIELD GOAL PERCENTAGE (MIN. 10 ATT.)

UT: 91.7 (11-12) by Carlus Groves vs. Ole Miss (2/19/92)
Opp: 90.0 (9-10) by Carl Hall, Wichita State (12/13/12)

■ MOST 3-POINT GOALS ATTEMPTED

UT: 20 by Chris Lofton vs. North Carolina A&T (11/27/07)
Opp: 20 by Chris Jackson, LSU (2/10/90)
Other: 20 by Chris Walker, Villanova vs. LSU (3/15/90)

■ MOST 3-POINT GOALS MADE

UT: 8 by Chris Lofton vs. North Carolina A&T (11/27/07)
8 by Allan Houston vs. Fordham (12/29/89)
Opp: 10 by Jodie Meeks, Kentucky (1/13/09)
10 by Chris Jackson, LSU (2/10/90)
Other: 8 by Cuonzo Martin, Purdue (3/24/94)

■ BEST 3-POINT PERCENTAGE (MIN. 4 ATT.)

UT: 100.0 (6-6) by Jordan McRae vs. LSU (2/19/13)
100.0 (6-6) by JaJuan Smith vs. Middle Tennessee (11/20/07)
100.0 (5-5) by Thaydeus Holden vs. Vanderbilt (1/18/03)
100.0 (5-5) by C.J. Watson vs. Campbell (12/23/04)
100.0 (4-4) by Josh Richardson vs. Virginia (12/20/13)
Opp: 100.0 (5-5) by Trent Shippen, Colorado State (12/28/87)
100.0 (5-5) by Doug McLaughlin-Williams, App. State (12/6/05)
100.0 (4-4) by Ronald Dupree, LSU (3/1/03)

■ MOST FREE THROWS ATTEMPTED

UT: 19 by Ron Slay vs. New Mexico (1/4/03)
Opp: 17 by Dan O'Sullivan, Fordham (12/29/89)
Other: 17 by Litterial Green, Georgia vs. Mississippi State (3/9/89)

■ MOST FREE THROWS MADE

UT: 15 by Allan Houston vs. Kentucky (1/21/92)
15 by Ron Slay vs. New Mexico (1/4/03)
Opp: 16 by Dan Langhi, Vanderbilt (2/13/99)

■ BEST FREE THROW PERCENTAGE (MIN. 10 ATT.)

UT: 100.0 (13-13) by Chris Lofton vs. East Tennessee State (12/30/06)
100.0 (13-13) by Scooter McFadgon vs. Auburn (2/28/04)
100.0 (13-13) by Scooter McFadgon vs. Kentucky (1/20/04)
100.0 (10-10) by Brandon Crump vs. Vanderbilt (1/14/04)
100.0 (10-10) by Ron Slay vs. Gardner-Webb (11/22/02)
100.0 (10-10) by Aaron Green vs. Southern Cal (12/18/96)
100.0 (11-11) by Ian Lockhart vs. Washington State (12/20/89)
100.0 (10-10) by Dyron Nix vs. Memphis State (12/29/88)
Opp: 100.0 (16-16) by Dan Langhi, Vanderbilt (2/13/99)
100.0 (14-14) by Jodie Meeks, Kentucky (1/13/09)

OUTLOOK

PLAYERS

STAFF

REVIEW

RESULTS

RECORDS

HONORS

POSTSEASON

VOLMANAC

MEDIA INFO



THOMPSON-BOLING ARENA RECORDS (cont.)

■ MOST REBOUNDS

UT: 20 by Dyron Nix vs. UT-Chattanooga (12/3/88)
Opp: 21 by Kelly Wise, Memphis (12/5/00)

■ MOST ASSISTS

UT: 12 by Tony Harris vs. Austin Peay (11/27/00)
12 by LaMarcus Golden vs. UT-Martin (11/26/93)
Opp: 13 by D.J. Augustin, Texas (12/23/06)
13 by Chris Corchiani, North Carolina State (2/25/91)
Other: 13 by Dennis Whitaker, Ohio vs. Fordham (12/30/89)

■ MOST STEALS

UT: 7 by Vincent Yarbrough vs. UNC Greensboro (12/22/98)
7 by LaMarcus Golden vs. Mercer (12/28/93)
Opp: 9 by Elliot Perry, Memphis State (11/17/90)

■ MOST BLOCKED SHOTS

UT: 6 by Elgrace Wilborn vs. Georgetown (3/18/03)
6 by Doug Roth vs. LSU (1/11/89)
Opp: 7 by Leonard Coleman, Tennessee Tech (12/4/96)
7 by Shaquille O'Neal, LSU (2/10/90)
Other: 7 by Ken Johnson, Ohio State vs. St. John's (3/20/99)

TEAM RECORDS

■ MOST POINTS SCORED

UT: 118 vs. Tennessee Tech (11/25/88)
Opp: 119 by LSU (2/10/90)

■ MOST POINTS SCORED IN ONE HALF

UT: 66 vs. Georgia (2/9/00)
66 vs. Kentucky (1/21/92)

■ FEWEST POINTS SCORED

UT: 46 vs. Alabama (1/28/95)
46 vs. Memphis (12/17/94)
Opp: 38 by Vanderbilt (3/1/14)

■ HIGHEST TWO-TEAM POINTS TOTAL

232 by Tennessee (113) and LSU (119) (2/10/90)

■ LOWEST TWO-TEAM POINTS TOTAL

94 by Tennessee (54) and ETSU (40) (12/31/96)

■ MOST FIELD GOALS ATTEMPTED

UT: 91 vs. LSU (2/10/90)
Opp: 83 by UNC Charlotte (11/29/95)

■ MOST FIELD GOALS MADE

UT: 43 vs. Tennessee Tech (11/25/88)
Opp: 40 by Oregon State (12/10/89)

■ BEST FIELD GOAL PERCENTAGE

UT: 69.4 (34-49) Vanderbilt (2/24/96)
Opp: 61.5 (24-39) by Kentucky (1/21/89)
61.5 (26-52) by Florida (1/23/88)

■ LOWEST FIELD GOAL PERCENTAGE

Opp: 22.1 (15-68) by Morehead State (12/7/94)

■ FEWEST FIELD GOALS ATTEMPTED

UT: 38 vs. South Carolina (2/8/12)
Opp: 39 by Kentucky (1/21/89)

■ FEWEST FIELD GOALS MADE

UT: 17 vs. Western Carolina (12/21/12)
17 vs. Kentucky (1/20/04)
17 vs. Pittsburgh (12/6/98)
17 vs. Kentucky (2/17/96)
Opp: 11 by Vanderbilt (3/1/14)

■ MOST 3-POINT FG ATTEMPTED

UT: 50 vs. North Carolina A&T (11/27/07)
Opp: 36 by UT-Martin (11/18/08)

■ MOST 3-POINT FG MADE

UT: 16 vs. North Carolina A&T (11/27/07)
16 vs. Auburn (2/15/06)
Opp: 18 by Vanderbilt (1/8/05)

■ BEST 3-POINT PERCENTAGE (MIN. 8 ATT.)

UT: 70.0 (7-10) vs. Kent State (11/29/90)
70.0 (7-10) vs. Xavier (12/11/04)
Opp: 66.7 (14-21) by Kentucky (2/14/01)
66.7 (12-18) by Fordham (12/29/89)

■ MOST FREE THROWS ATTEMPTED

UT: 59 vs. Kentucky (1/21/92)
Opp: 44 by Ole Miss (1/9/13)

■ MOST FREE THROWS MADE

UT: 48 vs. Kentucky (1/21/92)
Opp: 38 by Ole Miss (1/9/13)

■ FEWEST FREE THROWS ATTEMPTED

UT: 6 vs. Mississippi State (2/18/95)
Opp: 2 by Tennessee State (11/28/03)

■ FEWEST FREE THROWS MADE

UT: 3 vs. Kentucky (2/8/95)
Opp: 2 by South Carolina (1/20/07)
2 by South Carolina (1/28/06)
2 by Vanderbilt (2/1/06)
2 by Tennessee State (11/28/03)
2 by Vanderbilt (1/8/05)

■ BEST FREE THROW PERCENTAGE

UT: 95.8 (23-24) vs. LSU (1/6/99) - *Made first 23 attempts*
Opp: 100.0 (27-27) by Florida (1/8/94)
100.0 (11-11) by Alabama A&M (12/27/05)

■ MOST REBOUNDS

UT: 58 vs. UT-Martin (11/18/08)
Opp: 60 by LSU (2/10/90)

■ FEWEST REBOUNDS

UT: 19 vs. Alabama (2/9/05)
Opp: 20 by Tennessee State (11/22/13)

■ MOST STEALS

UT: 20 vs. Western Carolina (11/30/99)
Opp: 22 by Middle Tennessee State (12/10/99)

■ MOST BLOCKED SHOTS

UT: 15 vs. Pittsburgh (12/6/98)
Opp: 12 by NC State (12/18/13)

■ MOST PERSONAL FOULS

UT: 31 vs. UT-Chattanooga (11/17/00)
Opp: 42 by Kentucky (1/21/92)

■ FEWEST PERSONAL FOULS

UT: 9 vs. Tennessee Tech (12/7/13)
9 vs. South Carolina (1/28/06)
9 vs. Charleston Southern (12/17/03)
9 vs. Tennessee State (11/28/03)
9 vs. Vanderbilt (1/8/05)
Opp: 9 by Mississippi State (2/18/95)

■ SINGLE-GAME ATTENDANCE

25,610 vs. Kentucky (1/21/89)



HONORS

Center Tom Boerwinkle was a 1968 All-American and a two-time first-team All-SEC honoree. He passed away March 26, 2014.



ALL-AMERICANS

■ FIRST-TEAM

- 1940 Bernie Mehen (*Converse*)
- 1941 Gilbert Huffman (*Converse*)
- 1945 Paul "Lefty" Walther (*Don Dunphy*)
- 1955 Ed Wiener (*Converse*)
- 1965 A.W. Davis (*Helms Athletic Foundation, USBWA*)
- 1966 Austin "Red" Robbins (*Helms Athletic Foundation*)
- 1967 Ron Widby (*Helms Athletic Foundation*)
- 1968 Tom Boerwinkle (*Helms Athletic Foundation*)
- 1969 Bill Justus (*Helms Athletic Foundation*)
- 1971 Jimmy England (*Helms Athletic Foundation*)
- 1975 Bernard King (*Helms Athletic Foundation*)
- 1976 Bernard King (*USBWA, Helms Athletic Foundation*)
- 1976 Ernie Grunfeld (*Helms Athletic Foundation*)
- 1977 Bernard King (*NCAA Consensus, AP, UPI, Converse, Helms Athletic Foundation, Basketball Weekly*)
- 1977 Ernie Grunfeld (*John R. Wooden Award, Helms Athletic Foundation*)
- 1979 Reggie Johnson (*Helms Athletic Foundation*)
- 1980 Reggie Johnson (*Helms Athletic Foundation*)
- 1982 Dale Ellis (*USBWA, Converse, Helms Athletic Foundation*)
- 1983 Dale Ellis (*NCAA Consensus, AP, NABC, The Sporting News, Converse, Basketball Times, John R. Wooden Award, Helms Athletic Foundation, Basketball Weekly*)
- 2008 Chris Lofton (*John R. Wooden Award*)

■ SECOND-TEAM

- 1936 Harry Anderson (*Converse*)
- 1942 Richard Mehen (*Pic Magazine*)
- 1949 Paul "Lefty" Walther (*The Sporting News*)
- 1959 Gene Tormohlen (*Converse*)
- 1964 Danny Schultz (*Converse*)
- 1965 A.W. Davis (*Converse*)
- 1967 Ron Widby (*AP, Converse*)
- 1975 Bernard King (*UPI, Converse, Basketball Weekly*)
- 1976 Bernard King (*UPI, Converse*)
- 1976 Ernie Grunfeld (*Converse*)
- 1977 Bernard King (*NABC, USBWA, The Sporting News*)
- 1977 Ernie Grunfeld (*AP, NABC, USBWA, UPI, The Sporting News, Converse*)
- 1980 Reggie Johnson (*Converse*)
- 1981 Howard Wood (*Converse*)
- 1982 Dale Ellis (*AP, Basketball Times, Basketball Weekly*)
- 1983 Dale Ellis (*Basketball Weekly, UPI*)
- 1992 Allan Houston (*The Sporting News*)
- 1993 Allan Houston (*The Sporting News*)
- 2006 Chris Lofton (*The Sporting News*)
- 2007 Chris Lofton (*NCAA Consensus, Associated Press, The Sporting News, Basketball Times*)
- 2008 Chris Lofton (*USBWA, NABC*)

■ THIRD-TEAM

- 1946 Garland "Mule" O'Shields (*Helms Athletic Foundation*)
- 1965 A.W. Davis (*AP, UPI*)
- 1967 Ron Widby (*UPI*)
- 1971 Jimmy England (*Basketball News*)
- 1975 Bernard King (*NABC*)
- 1976 Bernard King (*AP, NABC*)
- 1976 Ernie Grunfeld (*NABC, UPI*)
- 1982 Dale Ellis (*NABC*)
- 1987 Tony White (*AP, UPI*)
- 1992 Allan Houston (*NABC*)
- 1993 Allan Houston (*AP, NABC*)
- 2003 Ron Slay (*AP*)
- 2006 Chris Lofton (*NABC*)
- 2007 Chris Lofton (*NABC*)
- 2008 Chris Lofton (*AP*)

■ FRESHMAN ALL-AMERICAN

- 2011 Tobias Harris (*USBWA*)



HARRY ANDERSON

Center • 6-3 • 200
Memphis, Tenn.

Tennessee's first All-American selection, earning second team honors by Converse ... 1936 first-team All-Southeastern Conference selection ... Named to the 1936 SEC All-Tournament team ... Led the Vols to their first Southeastern Conference championship in any sport with a 1936 SEC Tournament title ... Also led the Vols to the championship game of the 1935 SEC Tournament ... Averaged 14 points per game ... Team captain for three seasons ... One of five players named to the *Knoxville Journal's* Early Era (1933-63) team at the University of Tennessee ... Attended UT on a track scholarship ... Was the high point person at the 1936 SEC track meet ... SEC champion in the 100-yard dash and the broad jump in 1936 while also posting top-four finishes in the high jump and the 22-yard dash ... Inducted to the Tennessee Sports Hall of Fame in 1999.



BERNIE MEHEN

Forward • 6-3
Wheeling, W.Va.

Nicknamed "Houdini" for his proficiency as a ball-handler, earned All-American honors in 1940 ... Led the Vols to the 1941 Southeastern Conference championship with a 36-33 win over Kentucky in the finals of the SEC Tournament ... One of five players named to the *Knoxville Journal's* Early Era (1933-63) team at the University of Tennessee ... Earned first-team All-SEC honors in 1940 ... 1942 team captain ... Younger brother, Dick, was a two-time All-SEC selection at Tennessee (1942 and 1943) and was a 1942 All-America selection ... An all-state selection at Wheeling High School, he led his teams to state championships in 1936 and 1938.



GILBERT HUFFMAN

Guard • 6-1
New Castle, Ind.

As a senior, he led the Vols to the 1941 SEC championship with a 36-33 win over top-seeded Kentucky in the finals of the conference tourney at Louisville, Ky., on his way to earning All-American recognition ... First-team All-Southeastern Conference pick in 1939 and 1941 ... 1940 team captain ... Led the Vols to a 45-16 record in his three seasons at UT ... A member of the South East Conference All-Stars in 1940 and 1941 ... Coached the UT freshman squad in 1942 before joining the Navy in 1943 ... Participated in an amphibious attack on Omaha Beach in Normandy, France, on D-Day, June 6, 1944 ... Two brothers also earned All-America honors at Indiana ... Vern Huffman was a 1936 All-America and Marv was tabbed in 1940.



RICHARD MEHEN

Forward • 6-5 • 195
Wheeling, W.Va.

Named to *Pic Magazine's* second-team All-American squad in 1942 ... Two-time (1942 & 1943) first-team All-SEC selection ... Helped lead the Vols to a 14-4 overall record and an SEC championship in 1943 ... Named SEC sophomore of the year in 1942 ... Led the SEC in scoring during the regular season and in the SEC Tourna-

ment in 1943 ... Career was interrupted by service in the Air Force in World War II ... Played professionally for five seasons following his UT career ... While playing for Waterloo in 1950, averaged 14.4 points in 1950 while ranking second in the NBA with a 42 percent field-goal percentage ... Older brother, Bernie, was an All-America and All-SEC selection at Tennessee in 1940.



GARLAND "MULE" O'SHIELDS

Guard • 6-1 • 195
Spartanburg, S.C.

Listed as a third-team All-American in 1946 by the Helms Athletic Foundation ... Also earned first-team All-SEC honors in 1945 ... Two-time team captain, earning the honor in 1945 and 1946 ... Attended Spartanburg Junior College before enrolling at UT ... Played two pro seasons for Chicago and Syracuse.



PAUL "LEFTY" WALTHER

Forward • 6-2 • 155
Covington, Ky.

1945 first-team All-American by Don Dunphy and also earned second-team All-America honors in 1949 by *The Sporting News* ... A showman on the court who was a three-time first-team All-Southeastern Conference selection (1945, 1948 and 1949) ... Helped lead the Vols to the 1945 SEC championship

with an 18-5 overall record and an 8-2 mark in league play ... Captained the 1949 team that went 19-7 and finished third in the SEC ... The left-handed sharpshooter was named to the 1945 All-Madison Square Garden Team after displaying skills against Rhode Island in the National Invitation Tournament ... Nicknamed "Lefty," he led the Vols in scoring as a junior and senior with 334 and 462 points, respectively ... Played four seasons in the NBA with Minneapolis, Indianapolis and Fort Wayne ... Named an SEC Legend in 2009.



ED WIENER

Forward • 6-3 • 185
Brooklyn, N.Y.

Earned All-American honors from Converse in 1954 and 1955 ... Earned first-team All-Southeastern Conference honors as a senior in 1955 after earning second-team honors in 1954 ... Led UT in scoring and rebounding as a sophomore in 1953 ... Became the third player in school history to reach

the 1,000 career scoring mark, finishing with 1,212 career points ... Helped lead the U.S. team to gold at the 1953 Maccabiah Games in Tel Aviv, Israel ... Did not play high school basketball ... Played in the 1955 East-West All-Star Game in Kansas City ... Played on the college All-Star team that toured with the Harlem Globetrotters in 1955 ... Selected in the fourth round of the 1955 NBA Draft by Philadelphia ... Named an SEC Legend in 2014 ... Is currently a practicing dentist in Memphis.



GENE TORMOHLEN

Center • 6-8 • 215
Holland, Ind.

1959 Converse second-team All-American ... Two-time consensus first-team All-SEC selection (1958 and 1959) ... Holds virtually all Tennessee rebounding records, including season total (384 in 1958), season average (17.7 rpg in 1959), career total (1113) and career

average (16.9 rpg) ... Gained the nickname "Bumper" for his rebounding proficiency ... Considered as UT's first accomplished big man ... Led UT in scoring two seasons and finished his career with 1,020 points ... Drafted in the second round of the 1959 NBA Draft by Syracuse ... After playing nine seasons professionally, he spent 12 years as an assistant coach in the NBA ... Also a member of the Indiana Basketball Hall of Fame.



DANNY SCHULTZ

Guard • 6-0 • 165
Middlesboro, Ky.

1964 Converse second-team All-American ... The first All-American selection under Ray Mears ... The point guard was a two-time (1963 and 1964) first-team All-Southeastern Conference selection ... Led the Southeastern Conference in free-throw percentage in 1963 (87.3 percent) and 1964

(89.4 percent) ... Holds the Tennessee record for consecutive free throws made with 39 ... Named the team's most valuable player in 1964 ... Led UT in scoring as a junior and senior after transferring from Hiwassee College ... Averaged 15.9 points as a junior and 18.3 as a senior ... Drafted in the eighth round of the 1964 NBA Draft by Baltimore.



A.W. DAVIS

Guard • 6-7 • 185
Rutledge, Tenn.

1965 Helms Athletic Foundation and Basketball Writers Association of America first-team All-American ... Two-time (1964 and 1965) first-team All-Southeastern Conference selection ... Captained the 1964-65 Vols that went 20-5 and finished second in the SEC ... Earned the nicknames "The Rutledge Rifle" and "The Man with the Golden Arm" ... With his height,

long arms and feathery touch, his shot was almost impossible to defend ... Averaged 19.6 points as a senior in 1965 ... Team MVP in 1965 ... Finished his career with 1,225 career points, which ranked third on UT's scoring lists at the time ... Drafted by Los Angeles in the fifth round of the 1965 NBA Draft ... After his playing days, he spent six seasons as an assistant coach on Ray Mears' staff ... Helped direct the Vols to the 1972 SEC championship ... Passed away Sept. 23, 2014, in Knoxville, Tenn.



AUSTIN "RED" ROBBINS

Center • 6-9 • 200
Groveland, Fla.

1966 Helms Athletic Foundation first-team All-American ... Earned first-team All-Southeastern Conference honors from the league's coaches in 1966 ... Averaged 17.1 points and 12.6 rebounds as a senior in 1966 ... Once grabbed 23 rebounds in a game against Ole Miss ... Saw his junior season interrupted

by an ankle injury ... Played just two seasons at Tennessee after transferring from Chipola Junior College where he was a JC All-American ... Played 10 seasons in the NBA after he was tabbed in the sixth round of the 1966 NBA Draft by Philadelphia ... Played eight seasons in the ABA for four different teams and was a three-time ABA All-Star ... Also played professionally for one season in Italy ... Passed away Nov. 18, 2009, in Metairie, La.

OUTLOOK

PLAYERS

STAFF

REVIEW

RESULTS

RECORDS

HONORS

POSTSEASON

VOLTMANAC

MEDIA INFO





RON WIDBY
Forward • 6-4 • 209
Knoxville, Tenn.

1967 Helms Athletic Foundation first-team All-American ... Earned honorable mention All-American honors following his sophomore season ... Also earned first-team All-American honors from *The Sporting News* in 1966 as a punter for the Vols' football team ... Two-time (1966 and 1967)

first-team All-Southeastern Conference selection ... Named the 1967 SEC Player of the Year by the UPI and Associated Press ... Averaged 22.1 points and 8.7 rebounds per game in leading the Vols to a 21-7 overall record and the 1966-67 SEC championship ... Averaged 18.1 points per game during his career ... Finished his career second on UT's scoring list with 1,432 career points ... His 50 points against LSU on March 4, 1967, stood as the school record for more than 20 years... Named the SEC Sophomore of the Year in 1965 ... A four-sport letterman who was also a standout baseball player and a scratch golfer ... Drafted in the 12th round of the 1967 NBA Draft by Chicago ... Played one season with the New Orleans Buccaneers of the ABA ... Also a fourth-round draft pick of the NFL's New Orleans franchise ... Played six seasons of professional football with the Dallas Cowboys and Green Bay Packers ... A 1971 Pro Bowl selection, he holds the Cowboys record with an 84-yard punt against the Saints in 1969.



TOM BOERWINKLE
Center • 7-0 • 260
Independence, Ohio

1968 Helms Athletic Foundation first-team All-American ... Two-time (1967 and 1968) first-team All-Southeastern Conference pick ... Led the Vols to the 1967 SEC championship with a 21-7 overall record and a 15-3 league mark ... 1968 team MVP ... Led Tennessee in rebounding in 1967 (10.2 rpg) and

1968 (11.3 rpg) ... The first 7-foot player in Tennessee history ... Nicknamed "The Bull" ... Voted the best rebounder in the SEC by the league's players ... Averaged a double-double during his junior and senior seasons ... Fourth overall pick in the 1968 NBA Draft ... Played 10 seasons for Chicago ... His 37 rebounds against Phoenix on Jan. 8, 1970, has stood as a Chicago Bulls record for more than 40 seasons ... Ranks second all-time in Chicago Bulls history with 5,745 career rebounds ... Named an SEC Legend in 2003 ... Passed away March 26, 2013.



BILL JUSTUS
Guard • 6-1 • 175
Knoxville, Tenn.

1969 Helms Athletic Foundation first-team All-American ... Two-time (1968 and 1969) first-team All-Southeastern Conference selection after earning honorable mention honors as a sophomore in 1967 ... Earned Academic All-SEC and All-American honors in 1968 ... Helped lead the Vols to a 21-7 overall record and the 1966-67 SEC championship ... Named the team MVP in 1969 ... An aggressive player who would dive for loose balls and battle the big men for rebounds ... Led the NCAA while setting a school record with his 90.5-percent (133-of-147) free-throw shooting in 1969 ... Connected on 18 consecutive free throws against Ohio in 1969 to set a school record ... Knocked down the winning free throws in the triple-overtime win at Mississippi State for the 1967 SEC championship ... Finished his career with 1,236 points after averaging 15.1 points per game during his career ... Drafted in the 10th round of the 1969 NBA Draft by Philadelphia ... Named an SEC Legend in 2006.



JIMMY ENGLAND
Guard • 6-1 • 170
Knoxville, Tenn.

1971 Helms Athletic Foundation first-team All-American ... Two-time (1970 and 1971) first-team All-Southeastern Conference selection ... Led the SEC in free-throw percentage (89.7 percent in 1969-70) and assists (5.4 apg in 1970-71) ... Led the Vols in scoring, free throws and assists as a junior and senior ... Earned the nickname "Mr. Clutch" during his career at Tennessee ... Captained the 1970-71 team that went 21-7 and finished second in the SEC despite being undersized ... A member of the SEC All-Sophomore team in 1968-69 ... Finished his career third on Tennessee's career scoring list with 1,407 points ... Averaged 20.6 points as a senior in 1971 ... Served as a student assistant coach on the Vols' 1971-72 SEC championship team, which recorded a 19-6 overall record and a 14-4 mark in league play ... Drafted in the sixth round of the 1971 NBA Draft by the Chicago Bulls ... Named an SEC Legend in 2011.

... Earned the nickname "Mr. Clutch" during his career at Tennessee ... Captained the 1970-71 team that went 21-7 and finished second in the SEC despite being undersized ... A member of the SEC All-Sophomore team in 1968-69 ... Finished his career third on Tennessee's career scoring list with 1,407 points ... Averaged 20.6 points as a senior in 1971 ... Served as a student assistant coach on the Vols' 1971-72 SEC championship team, which recorded a 19-6 overall record and a 14-4 mark in league play ... Drafted in the sixth round of the 1971 NBA Draft by the Chicago Bulls ... Named an SEC Legend in 2011.



BERNARD KING
Forward • 6-7 • 205
Brooklyn, N.Y.

Tennessee's only men's basketball representative in the Naismith Memorial Basketball Hall of Fame (inducted 2013) ... Considered one of the best players in Southeastern Conference history ... Earned first-team All-American in each of his three seasons at Tennessee, including consensus All-

America honors following his junior campaign in 1977 ... One of five players selected to the 25-Year All-SEC Team by the Lakeland Ledger in 1986 ... Teamed with frontline mate Ernie Grunfeld to comprise one of the most powerful one-two scoring punches in college basketball ... Became known as the "Ernie and Bernie Show" ... Along with Grunfeld, graced the cover of *Sports Illustrated* on Feb. 9, 1976 ... Drew standing-room only crowds everywhere they played ... Entered the NBA draft prior to his senior season ... Finished his career ranking second all-time in UT history with 1,962 career points and 1,004 rebounds ... Coached by Ray Mears ... Three-time SEC Player of the Year ... Led the Southeastern Conference with 25.8 points and 14.4 rebounds per game as a junior ... Led the Vols to the 1977 Southeastern Conference championship with a 22-6 overall record and a 16-2 mark in the SEC ... His 25.8 points per game as a junior is second on UT's records list ... Led the Vols to an appearance in the 1976 NCAA Tournament ... Led the Southeastern Conference with 26.4 points per game as a freshman ... Scored 42 points in his first collegiate game ... Set the Tennessee record for highest single-season scoring average at 26.4 ppg in 1974-75 ... Scored 28 points and had 20 rebounds in his SEC debut against Auburn ... Drafted in the first round (seventh overall selection) by the New Jersey Nets in the 1977 NBA Draft ... Played 14 seasons (he missed two full seasons due to injuries) in the NBA with New Jersey, Utah, Golden State, New York Knicks and Washington ... Led the NBA in scoring during the 1985 season when he averaged 32.9 points for the New York Knicks ... Two-time first-team All-NBA selection (1984 and 1985) ... Second-team All-NBA (1982) ... Third-team All-NBA (1991) ... All-Rookie Team (1978) ... Comeback Player of the Year (1981) ... Four-time NBA All Star (1982, 1984, 1985, 1991) ... Finished his career after the 1993 season ... Career scoring average of 22.5 points per game (19,655 points in 874 games) ... Was the first Tennessee basketball player to have his number retired, as his No. 53 was hung from the Thompson-Boling Arena rafters during a halftime ceremony Feb. 13, 2007 ... Named an SEC Legend in 2008 ... Was among seven New York Knicks greats honored during a Legend's Night ceremony at Madison Square Garden on March 23, 2009.

**ERNIE GRUNFELD**

Forward • 6-6 • 215
Forest Hills, N.Y.

One of the most decorated basketball players in the nation during the 1970s, he was a two-time first-team All-American selection ... Joined Bernard King to form the duo "Ernie and Bernie" that dominated the Southeastern Conference during the 1970s ... Along with King, graced the cover of *Sports Illustrated* on Feb. 9, 1976 ... Earned SEC Player of the Year honors as a senior in 1977 ... Four-time (1974, 1975, 1976, 1977) first-team All-Southeastern Conference selection ... A second-team selection on the 25-Year All-SEC Team by the *Lakeland Ledger* in 1986 ... Led the SEC in scoring with 25.3 points per game in 1976 ... Finished his career as Tennessee's all-time scorer and ranked second in SEC history with 2,249 career points ... The first player in Tennessee history to score more than 2,000 career points ... Career scoring average of 22.3 points per game is second only to King in UT's record books ... Led Tennessee to a 22-6 overall record and the 1976-77 Southeastern Conference championship ... The Vols were 78-29 (.729) during his four years in Knoxville ... Played for the legendary coach Ray Mears at UT ... Scored career-high of 43 points against Kentucky during the 1975-76 season ... Became Tennessee's first Olympian when he helped lead the United States to the gold medal at the 1976 Olympics in Montreal, Canada ... The Romanian-born Grunfeld also represented the United States in the Maccabiah Games in Israel, the PanAm Games in Mexico City and the International Cup in Europe ... Became the 11th overall pick in the 1977 NBA Draft by the Milwaukee Bucks ... Enjoyed a nine-year professional career, playing for the Bucks, Kansas City Kings and New York Knicks ... Averaged 7.4 points per game during his 693-game career ... Climbed through the NBA front office ranks to become the general manager of the New York Knicks and Milwaukee Bucks before taking over as the president of basketball operations for the Washington Wizards in 2003 ... Named an SEC Legend in 2001 ... Had his No. 22 retired by Tennessee during a halftime ceremony March 2, 2008 ... Currently holds the title of president of the Wizards.

Illustrated on Feb. 9, 1976 ... Earned SEC Player of the Year honors as a senior in 1977 ... Four-time (1974, 1975, 1976, 1977) first-team All-Southeastern Conference selection ... A second-team selection on the 25-Year All-SEC Team by the *Lakeland Ledger* in 1986 ... Led the SEC in scoring with 25.3 points per game in 1976 ... Finished his career as Tennessee's all-time scorer and ranked second in SEC history with 2,249 career points ... The first player in Tennessee history to score more than 2,000 career points ... Career scoring average of 22.3 points per game is second only to King in UT's record books ... Led Tennessee to a 22-6 overall record and the 1976-77 Southeastern Conference championship ... The Vols were 78-29 (.729) during his four years in Knoxville ... Played for the legendary coach Ray Mears at UT ... Scored career-high of 43 points against Kentucky during the 1975-76 season ... Became Tennessee's first Olympian when he helped lead the United States to the gold medal at the 1976 Olympics in Montreal, Canada ... The Romanian-born Grunfeld also represented the United States in the Maccabiah Games in Israel, the PanAm Games in Mexico City and the International Cup in Europe ... Became the 11th overall pick in the 1977 NBA Draft by the Milwaukee Bucks ... Enjoyed a nine-year professional career, playing for the Bucks, Kansas City Kings and New York Knicks ... Averaged 7.4 points per game during his 693-game career ... Climbed through the NBA front office ranks to become the general manager of the New York Knicks and Milwaukee Bucks before taking over as the president of basketball operations for the Washington Wizards in 2003 ... Named an SEC Legend in 2001 ... Had his No. 22 retired by Tennessee during a halftime ceremony March 2, 2008 ... Currently holds the title of president of the Wizards.

**REGGIE JOHNSON**

Center • 6-9 • 210
Ellenwood, Ga.

Two-time first-team All-American selection ... Three-time (1978, 1979, 1980) first-team All-Southeastern Conference pick ... Led the SEC in field-goal percentage in 1977 by making 64.5 percent of his shots ... Finished his career ranking second all-time on Tennessee's scoring lists with 2,103 career


points ... Helped lead the Vols to a 22-6 overall record and the 1977 Southeastern Conference championship ... Named team MVP three times (1978, 1979, 1980) ... The 15th overall pick in the 1980 NBA Draft by the San Antonio Spurs ... Played seven seasons in the NBA with San Antonio, Cleveland, Kansas City, Philadelphia and New Jersey ... Named an SEC Legend in 1999.

**HOWARD WOOD**

Center • 6-7 • 235
East Hampton, N.Y.

Named second-team All-American in 1981 by *Converse* ... Earned first-team All-SEC honors as a senior in 1981 ... An All-District selection in 1981 by the NABC and USBWA ... Second-round NBA Draft pick by Utah ... Finished his career at Tennessee with 1,201 career points and 595 rebounds ... Named the MVP of the 1980 Sugar Bowl Classic and the 1979 Volunteer Classic.

MVP of the 1980 Sugar Bowl Classic and the 1979 Volunteer Classic.

**DALE ELLIS**

Forward • 6-7 • 205
Marietta, Ga.

Two-time first-team All-American ... Earned consensus first-team All-American honors in 1983 ... 1983 *Playboy* Preseason All-American selection ... Three-time (1981, 1982, 1983) first-team All-Southeastern Conference selection ... Two-time (1982 and 1983) Southeastern Conference Player of the

Year ... In a poll of the SEC's coaches in 1989 by the *Clarion Ledger/Jackson Daily News*, was named to the SEC Team of the 1980s ... An honorable mention pick on the 25-Year All-SEC Team chosen by the *Lakeland Ledger* in 1986 ... Selected to the SEC All-Freshman team in 1980 ... *Sports Illustrated* National Player of the Week for the week of Jan. 30, 1982 ... Led the SEC in field-goal percentage in 1982 by making 65.4 percent of his shots ... Set Tennessee record (has since been broken) for single-season scoring with 724 points in 1982-83 ... Led Tennessee to a 20-10 overall record and the 1981-82 Southeastern Conference championship ... Finished his career ranking third on Tennessee's career scoring lists with 2,065 career points ... Finished his collegiate career holding Tennessee field-goal percentage records for both single-season (65.4 percent in 1981-82) and career (59.5 percent) ... The ninth overall selection in the 1983 NBA Draft by the Dallas Mavericks ... Played 19 seasons in the NBA for nine different teams ... Arguably the best 3-point shooter in NBA history, he led the league with a .464 3-point shooting percentage in 1997-98 ... Earned third-team All-NBA honors in 1988-89, when he averaged a career-best 27.5 points and 4.2 rebounds per game ... Won the NBA Long Distance Shootout during the 1989 All-Star Weekend in Houston ... Scored 27 points on 12-of-16 shooting in the 1989 NBA All-Star Game ... Earned the NBA Most Improved Player Award in 1986-87 when he averaged 24.9 points per game for Seattle ... Named an SEC Legend in 2004 ... His No. 14 jersey was retired by Tennessee during a pregame ceremony March 1, 2014.

**TONY WHITE**

Guard • 6-2 • 170
Charlotte, N.C.

Third-team All-American selection in 1987 by the Associated Press and UPI ... Two-time first-team All-SEC selection (1986 & 1987) ... Named SEC Player of the Year in 1987 by the UPI ... Joined Bernard King as the only two Vols to win two SEC scoring titles, leading the league in 1986 and 1987

... Finished his career ranking second on UT's career scoring lists with 2,219 career points ... It was the fifth-highest scoring total in SEC history at the time ... Set the UT single-game scoring record with 51 points against Auburn ... Earned SEC All-Tournament honors in 1984 and 1987 ... Selected in the second round (33rd overall selection) of the 1987 NBA Draft by the Chicago Bulls ... Named an SEC Legend in 2002.

OUTLOOK

PLAYERS

STAFF

REVIEW

RESULTS

RECORDS

HONORS

POSTSEASON

VOLTMANAC

MEDIA INFO





ALLAN HOUSTON

Guard • 6-6 • 200
Louisville, Ky.

Two-time second-team All-American selection ... Finished his career as Tennessee's all-time leading scorer with 2,801 career points ... Ranked 13th in NCAA history in scoring at the conclusion of his career ... His 346 career 3-pointers led the SEC and ranked sixth all-time in the NCAA at the conclusion

of his career ... Led the SEC in scoring with 22.3 points in 1993 ... Became only the fourth SEC player in SEC history to score 2,000 points in three seasons ... Joined Ernie Grunfeld as UT's only players to be four-time first-team All-SEC selections ... Named MVP of the 1991 SEC Tournament ... Selected to the ESPN Silver Anniversary All-SEC Team in 2004 ... A member of the United States's gold-medal-winning team at the 2000 Olympics in Sydney, Australia ... First-round draft pick (11th selection overall) of the Detroit Pistons in 1993 ... As a member of the New York Knicks in 2000 and 2001, he was named to the NBA All-Star team ... Named an SEC Legend in 2007 ... Had his No. 20 retired by Tennessee during a halftime ceremony March 6, 2011 ... Currently serves as the assistant general manager of the New York Knicks as well as general manager of the Knicks' NBDL affiliate team, the Westchester Knicks.



RON SLAY

Forward • 6-8 • 240
Nashville, Tenn.

One of the most entertaining players in the history of the Southeastern Conference ... Earned third-team All-American honors in 2003 by the Associated Press ... Named the 2003 SEC Player of the Year after leading the league with 21.2 points per game ... Named a finalist for the 2003 Wooden Award ...

Considered by many to be the best sixth-man in the nation his first two years at Tennessee ... Earned third-team All-SEC honors as a sophomore ... Finished his career ranking 13th all-time at UT with 1,569 career points ... Is still playing professional basketball overseas, most recently in Portugal.



CHRIS LOFTON

Guard • 6-2 • 200
Maysville, Ky.

One of the most prolific 3-point shooters in NCAA history ... A three-time second-team All-American selection, earning consensus honors in 2007 ... 2008 John R. Wooden Award All-American ... Three-time first team All-SEC selection ... 2007 Associated Press SEC Player of the Year ... Recipient of

the NABC Career Achievement Award ... Seven SEC Player of the Week honors are the most in league history ... Holds the SEC record and ranked third in NCAA history with 431 career 3-pointers ... Broke virtually all of Tennessee's 3-point records, setting single-game records for 3-pointers made (9) and attempted (20) and single-season records for 3-pointers made (118) and attempted (307) ... Career 3-point percentage (.422) ranks second in school history ... Owned the top three single-season 3-point efforts in school history ... Led the SEC with 20.8 points per game as a junior in 2007 ... Finished his career ranked fourth in school history with 2,131 points ... Selected by the Iowa Energy with the sixth overall pick in the 2010 NBA D-League Draft ... Inducted into the Kentucky High School Basketball Hall of Fame July 12, 2014 ... Is still playing professional basketball overseas, most recently in Turkey.



TOBIAS HARRIS

Forward • 6-8 • 226
Dix Hills, N.Y.

Named to the United States Basketball Writers Association (USBWA) Freshman All-American Team in 2011 ... Is the only "Freshman All-American" honoree in UT history (Bernard King earned *regular* All-American acclaim as a freshman in 1975) ... Also received second-team All-SEC honors while

ranking fifth nationally among all "major" conference freshmen in scoring (15.3 ppg) and sixth nationally in rebounding (7.3 rpg) ... Tennessee's second-leading scorer during the 2010-11 season, he averaged close to a double-double in SEC play (14.7 ppg, 7.9 rpg), and his eight double-doubles tied for third-most among all SEC players ... Named to the SEC All-Freshman Team, the NIT Season Tip-Off All-Tournament Team and the SI.com "Freshmen Who Fit" Team ... Was a three-time SEC Freshman of the Week selection ... Selected by the Charlotte Bobcats with the 19th overall pick in the 2011 NBA Draft and had his rights immediately dealt to the Milwaukee Bucks as part of a three-team trade ... Traded to the Orlando Magic on Feb. 21, 2013 ... Named to USA Basketball's 2014 Men's Select Team.

LEGENDS IN THE RAFTERS

■ TENNESSEE'S RETIRED NUMBERS

Name	No.	Honored on
Ray Mears (<i>coach</i>)	*	March 1, 2006
John Ward (<i>broadcaster</i>)	*	March 1, 2006
Bernard King	53	Feb. 13, 2007
Ernie Grunfeld	22	March 2, 2008
Allan Houston	20	March 6, 2011

* Honored with a personalized banner bearing the Tennessee "Power T" logo

■ TENNESSEE'S RETIRED JERSEYS

Name	No.	Honored on
Dale Ellis	14	March 1, 2014

The following are the criteria by which former student-athletes will be eligible for the honor of jersey retirement at the University of Tennessee:

- The student-athlete must have demonstrated outstanding character, integrity, and commitment to UT during his/her athletic career.
- Any student-athlete under consideration must have graduated or have left UT in good academic standing, which would have made them eligible to return and compete.
- Former student-athletes are eligible for this honor five years after exhausting their eligibility. If they left school early without exhausting their eligibility, they are eligible eight years after leaving UT.
- Extenuating circumstances may be considered by the committee, and modifications of the policy may be considered under such circumstances by mutual agreement of the Faculty Athletics Representative and the Vice Chancellor/Director of Athletics.

A student-athlete will be eligible for consideration if they achieve three of the five criteria listed below:

- SEC Player of the Year
- National Award (Player of the Year, Wooden Award, or similar honor)
- First-Team All-American
- Career record holder in a significant category (as determined by the committee) at the UT, SEC, or national level upon completion of career
- National championship during tenure

There is a nominating committee that will determine when an individual will be honored with a retired jersey, and any member of the committee can bring a nomination. The composition of that committee includes the Faculty Athletics Representative, Vice Chancellor/Director of Athletics, the sport administrator of the selected sport, the media relations contact for selected sport or the associate athletics director/communications (or designee), and the senior woman administrator.

ALL-SOUTHEASTERN CONFERENCE

■ FIRST-TEAM

- 1936** Harry Anderson (SEC)
Floyd "Biggy" Marshall (SEC)
1937 Floyd "Biggy" Marshall (SEC)
Gene Johnson (SEC)
1939 Gilbert Huffman (SEC)
1940 Bernie Mehen (SEC)
Frank Thomas (SEC)
1941 Frank Thomas (SEC)
Gilbert Huffman (SEC)
1942 Dick Mehen (SEC)
1943 Dick Mehen (SEC)
1945 Garland "Mule" O'Shields (SEC)
Paul "Lefty" Walther (SEC)
1948 Paul "Lefty" Walther (SEC)
1949 Paul "Lefty" Walther (AP)
1950 Art Burris (SEC)
Ed "Britches" Montgomery (SEC)
1955 Ed Wiener (AP)
Carl Widseth (AP)
1956 Carl Widseth
1958 Gene Tormohlen (AP, Coaches)
1959 Gene Tormohlen (AP, Coaches)
Dalen Showalter (Coaches)
1960 Dalen Showalter (AP, Coaches)
1963 Danny Schultz (Coaches)
1964 Danny Schultz (AP, Coaches)
A.W. Davis (Coaches)
1965 A.W. Davis (AP, UPI, Coaches)
1966 Austin "Red" Robbins (Coaches)
Ron Widby (UPI, Coaches)
1967 Ron Widby (AP, UPI, Coaches)
Tom Boerwinkle (AP, Coaches)
1968 Tom Boerwinkle (AP, UPI, Coaches)
Bill Justus (Coaches)
1969 Bill Justus (AP, Coaches)
1970 Bobby Croft (Coaches)
Jimmy England (Coaches)
1971 Jimmy England (AP, UPI, Coaches)
Don Johnson (Coaches)
1972 Mike Edwards (AP, UPI, Coaches)
Len Kosmalski (AP, Coaches)
1973 Mike Edwards (AP, UPI, Coaches)
Len Kosmalski (Coaches)
1974 Len Kosmalski (Coaches)
Ernie Grunfeld (AP, Coaches)
1975 Ernie Grunfeld (AP, UPI, Coaches)
Bernard King (AP, UPI, Coaches)
1976 Bernard King (AP, UPI, Coaches)
Ernie Grunfeld (AP, UPI, Coaches)
1977 Bernard King (AP, UPI, Coaches)
Ernie Grunfeld (AP, UPI, Coaches)
1978 Reggie Johnson (Coaches)
1979 Reggie Johnson (AP, UPI, Coaches)
1980 Reggie Johnson (AP, UPI, Coaches)
1981 Gary Carter (Coaches)
Dale Ellis (Coaches)
Howard Wood (Coaches)
1982 Dale Ellis (AP, UPI, Coaches)
1983 Dale Ellis (AP, UPI, Coaches)
1985 Michael Brooks (AP, UPI, Coaches)
1986 Tony White (AP, UPI, Coaches)
1987 Tony White (AP, UPI, Coaches)
1988 Dyron Nix (AP, UPI, Coaches)
1989 Dyron Nix (UPI, Coaches)
1990 Allan Houston (AP, UPI, Coaches)
1991 Allan Houston (AP, UPI, Coaches)
1992 Allan Houston (AP, Coaches)
1993 Allan Houston (AP, Coaches)
2000 Tony Harris (AP, Coaches)
2002 Vincent Yarbrough (AP, Coaches)
2003 Ron Slay (AP, Coaches)

- 2006** Chris Lofton (AP, Coaches)
2007 Chris Lofton (AP, Coaches)
2008 Chris Lofton (AP, Coaches)
Tyler Smith (AP, Coaches)
2009 Tyler Smith (AP, Coaches)
2010 Wayne Chism (Coaches)
2011 Scotty Hopson (Coaches)
2013 Jordan McRae (AP, Coaches)
2014 Jordan McRae (Coaches)
Jarnell Stokes (AP, Coaches)

■ SECOND-TEAM

- 1934** Dave McPherson (SEC)
1937 Wilton Putnam (SEC)
Alvin Rice (SEC)
1938 Wilton Putnam (SEC)
1939 Frank Thomas (SEC)
1940 Gilbert Huffman (SEC)
1941 Bernie Mehen (SEC)
1942 Bernie Mehen (SEC)
Mike Balitsaris (SEC)
1943 Paul Herman (SEC)
Ted Cook (SEC)
1945 Bob Kemper (SEC)
Irvin Barnett (SEC)
1949 Hugh Jones (AP)
1954 Ed Wiener (AP)
Carl Widseth (AP)
1956 Carl Widseth (AP, Coaches)
1963 Danny Schultz (AP)
1964 A.W. Davis (AP)
1965 Ron Widby (AP)
1966 Austin "Red" Robbins (AP, UPI)
Ron Widby (AP)
1967 Tom Boerwinkle (UPI)
1968 Bill Justus (AP, UPI)
1970 Bobby Croft (AP, UPI)
Jimmy England (AP, UPI)
1971 Don Johnson (AP)
1972 Len Kosmalski (UPI)
1973 Len Kosmalski (AP)
1974 Len Kosmalski (UPI)
1977 Mike Jackson (UPI)
1978 Reggie Johnson (AP, UPI)
1981 Gary Carter (AP)
Dale Ellis (AP, UPI)
Howard Wood (UPI)
1989 Dyron Nix (AP)
1993 Corey Allen (Coaches)
1995 Steve Hamer (AP)
1996 Steve Hamer (AP, Coaches)
1997 Brandon Wharton (AP, Coaches)
1998 Tony Harris (AP)
C.J. Black (Coaches)
1999 Tony Harris (AP)
Brandon Wharton (Coaches)
2000 Vincent Yarbrough (AP, Coaches)
2001 Vincent Yarbrough (AP, Coaches)
2002 Marcus Haislip (Coaches)
2004 Scooter McFadgon (AP, Coaches)
2006 C.J. Watson (AP, Coaches)
2008 JaJuan Smith (Coaches)
2009 Wayne Chism (Coaches)
2010 Wayne Chism (AP)
2011 Tobias Harris (Coaches)
Scotty Hopson (AP)
2012 Jeronne Maymon (AP, Coaches)
2012 Jarnell Stokes (AP, Coaches)

■ THIRD-TEAM

- 1950** Art Burris (AP)
1951 Bob Garrison (AP)
1956 Herman Thompson (AP)
1957 Herman Thompson (AP)
1959 Dalen Showalter (AP)
Ken Coulter (AP)
1965 Howard Bayne (AP)
Ron Widby (UPI)
1967 Bill Justus (UPI)
1969 Bobby Croft (AP)
Bill Hann (AP)
Bill Justus (UPI)
1971 Jim Woodall (AP)
Don Johnson (UPI)
1973 Larry Robinson (AP, UPI)
Len Kosmalski (UPI)
John Snow (UPI)
1974 Len Kosmalski (AP)
John Snow (AP)
Ernie Grunfeld (UPI)
1976 Mike Jackson (AP)
1977 Mike Jackson (AP)
Johnny Darden (AP)
1978 Johnny Darden (UPI)
1979 Terry Crosby (AP)
1981 Howard Wood (AP)
Gary Carter (UPI)
1985 Tony White (AP, UPI)
1987 Dyron Nix (AP, UPI)
1989 Clarence Swearingen (UPI)
1990 Greg Bell (AP)

KEY

AP - Associated Press

UPI - United Press International

■ SEC ALL-DEFENSIVE TEAM

- 2008** JaJuan Smith
2014 Josh Richardson

■ SEC ALL-FRESHMAN TEAM

- 1988** Greg Bell
1990 Allan Houston
1993 Steve Hamer
1994 Ed Gray
1996 Brandon Wharton
1997 C.J. Black
1998 Tony Harris
Isiah Victor
1999 Vincent Yarbrough
2003 C.J. Watson
2005 Chris Lofton
2007 Wayne Chism
Duke Crews
Ramar Smith
2009 Scotty Hopson
2011 Tobias Harris
2012 Jarnell Stokes

The SEC All-Freshman team is voted on by the league's head coaches. The 1999 team, however, was selected by a 13-member media panel.

OUTLOOK

PLAYERS

STAFF

REVIEW

RESULTS

RECORDS

HONORS

POSTSEASON

VOLTMANAC

MEDIA INFO



OTHER SEC HONORS

■ SEC ALL-TOURNAMENT TEAM

- 1934** Dave McPherson (2nd)
1936 Floyd "Biggy" Marshall (1st)
 Harry Anderson (1st)
1937 Floyd "Biggy" Marshall (1st)
 Gene Johnson (1st)
 Wilton Putnam (2nd)
 Alvin Rice (2nd)
1938 Wilton Putnam (2nd)
1939 Gilbert Huffman (1st)
 Frank Thomas (2nd)
1940 Bernie Mehen (1st)
 Frank Thomas (1st)
 Gilbert Huffman (2nd)
1941 Frank Thomas (1st)
 Gilbert Huffman (1st)
 Bernie Mehen (2nd)
1942 Dick Mehen (1st)
 Bernie Mehen (2nd)
 Mike Balitsaris (2nd)
1943 Dick Mehen (1st)
 Paul Herman (2nd)
 Ted Cook (2nd)
1945 Paul "Lefty" Walther (1st)
 Garland "Mule" O'Shields (1st)
 Bob Kemper (2nd)
 Irvin Barnett (2nd)
1948 Paul Walther (1st)
1949 Paul Walther (2nd)
1950 Art Burris (1st)
 Ed "Britches" Montgomery (1st)
 Hugh Jones (2nd)
1952 Tommy Bartlett (2nd)
1979 Terry Crosby
1982 Dale Ellis
1983 Dale Ellis
1984 Tony White
1987 Tony White
1991 Carlus Groves
 Allan Houston (MVP)
1996 Steve Hamer
2009 Wayne Chism
 Tyler Smith

Only a first-team SEC All-Tournament Team was selected beginning in 1979.

■ SEC PLAYER OF THE YEAR

- 1967** Ron Widby (UPI, AP)
1972 Mike Edwards (UPI)
1975 Bernard King (UPI)
1976 Bernard King (UPI, AP)
1977 Ernie Grunfeld (UPI, AP)
 Bernard King (AP)
1982 Dale Ellis (UPI, AP)
1983 Dale Ellis (AP)
1987 Tony White (UPI)
2003 Ron Slay (AP)
2007 Chris Lofton (AP)

■ SEC PLAYER OF THE WEEK

- 1985** Tony White (Jan. 21)
 Michael Brooks (Jan. 28)
1987 Tony White (Jan. 19)
 Tony White (Feb. 23)
1988 Dyron Nix (Feb. 8)
 Dyron Nix (March 3)
1989 Dyron Nix (Nov. 29)
 Dyron Nix (Dec. 6)
 Dyron Nix (December)
1990 Allan Houston (Feb. 11)
1991 Allan Houston (Jan. 27)

- 1992** Carlus Groves (Jan. 27)
1993 Allan Houston (December)
 Allan Houston (Feb. 15)
 Corey Allen (March 1)
1995 Steve Hamer (Jan. 16)
1996 Steve Hamer (Dec. 11)
 Steve Hamer (Feb. 25)
1998 Tony Harris (Feb. 9)
 Rashard Lee (Feb. 23)
1999 Brandon Wharton (Jan. 18)
2000 Vincent Yarbrough (Jan. 31)
 Tony Harris (Feb. 14)
2001 Tony Harris (Nov. 27)
 Isiah Victor (Jan. 8)
2002 Vincent Yarbrough (Nov. 19)
 Vincent Yarbrough (Feb. 4)
2003 Ron Slay (Feb. 10)
 Ron Slay (Feb. 17)
2006 C.J. Watson (Dec. 12)
 Chris Lofton (Dec. 19)
 Chris Lofton (Jan. 23)
 Chris Lofton (Feb. 13)
2007 Chris Lofton (Nov. 20)
 Chris Lofton (Dec. 11)
 Chris Lofton (Dec. 24)
2008 J.P. Prince (Dec. 24)
 JaJuan Smith (Jan. 14)
 Tyler Smith (Feb. 25)
 Chris Lofton (Feb. 11)
2009 Tyler Smith (Dec. 8)
2010 Bobby Maze (Jan. 11)
 Wayne Chism (Feb. 22)
2011 Scotty Hopson (Nov. 29)
 Scotty Hopson (Dec. 13)
2012 Trae Golden (Nov. 14)
 Jarnell Stokes (March 5)
2013 Trae Golden (Dec. 17)
 Jarnell Stokes (Feb. 11)
 Trae Golden (Feb. 25)
 Jarnell Stokes (March 11)
2014 Jordan McRae (Nov. 25)
 Jordan McRae (Jan. 6)
 Jarnell Stokes (March 10)

■ SEC ROOKIE OF THE WEEK

- 1988** Greg Bell (Feb. 22)
1990 Allan Houston (Jan. 7)
 Allan Houston (Feb. 25)
1992 Corey Allen (Jan. 13)

The SEC Rookie of the Week award was discontinued following the 1992 season.

■ SEC FRESHMAN OF THE WEEK

- 2007** Duke Crews (Dec. 24)
 Ramar Smith (Jan. 8)
 Ramar Smith (Feb. 5)
 Wayne Chism (Feb. 12)
 Ramar Smith (March 5)
2008 Brian Williams (Dec. 17)
2009 Scotty Hopson (Nov. 17)
 Scotty Hopson (March 2)
2011 Tobias Harris (Nov. 22)
 Tobias Harris (Dec. 6)
 Tobias Harris (Jan. 31)
2012 Jarnell Stokes (Jan. 23)

■ SEC COACH OF THE YEAR

- 1967** Ray Mears (AP, UPI, KNS)
1977 Ray Mears (AP, UPI, KNS)
1979 Don DeVoe (AP)
1981 Don DeVoe (KNS)

- 1982** Don DeVoe (AP, UPI, KNS)
1998 Jerry Green (AP)
2006 Bruce Pearl (AP)
2008 Bruce Pearl (AP, Coaches)

■ SEC BASKETBALL LEGENDS

- 1999** Reggie Johnson
2000 A.W. Davis
2001 Ernie Grunfeld
2002 Tony White
2003 Tom Boerwinkle
2004 Dale Ellis
2005 Ron Widby
2006 Bill Justus
2007 Allan Houston
2008 Bernard King
2009 Paul "Lefty" Walther
2010 Don DeVoe
2011 Jimmy England
2012 Gene Tormohlen
2013 Len Kosmalski
2014 Ed Wiener

■ SEC SPORTSMANSHIP AWARD

- 2008** Chris Lofton

Since the 1998-99 season, each SEC school has selected a "legend" who is recognized at that spring's SEC Tournament.

■ 25-YEAR ALL-SEC TEAM

▲ First-Team

- F **Bernard King (UT)** 1975-77
 F Dan Issel (UK) 1968-70
 F Clyde Lee (VU) 1964-66
 G Pete Maravich (LSU) 1968-70
 G Kyle Macy (UK) 1978-80

▲ Second Team

- F Dominique Wilkins (UGA) 1980-82
 F Cotton Nash (UK) 1962-64
 F Reginald King (UA) 1976-79
 G **Ernie Grunfeld (UT)** 1974-77
 G John Mengelt (AU) 1969-71

▲ Honorable Mention

- F **Dale Ellis (UT)** 1980-83

Selected in 1986 by a special panel for the Lakeland Ledger.

■ SEC TEAM OF THE 80s

- F **Dale Ellis (UT)** 1980-83
 F Kenny Walker (UK) 1983-86
 C Charles Barkley (AU) 1982-84
 F Dominique Wilkins (UGA) 1980-82
 F Chuck Person (AU) 1983-86

Selected in 1989 by SEC coaches and conducted by the Clarion Ledger/Jackson Daily News.

■ ESPN SILVER ANNIVERSARY ALL-SEC TEAM

- G **Allan Houston (UT)** 1989-93
 G Chris Jackson (LSU) 1988-90
 C Shaquille O'Neal (LSU) 1989-92
 F Jamal Mashburn (UK) 1990-93
 F Chuck Person (AU) 1982-86

Selected in 2004 by a seven-member panel of SEC media and league representatives to commemorate ESPN's 25th anniversary.

VARIOUS REGIONAL & NATIONAL HONORS

■ McDONALD'S ALL-AMERICAN

- 1985 Doug Roth
- 1989 Allan Houston
- 1996 Charles Hathaway
- 1997 Tony Harris
- 1998 Vincent Yarbrough
- 2008 Scotty Hopson
- 2010 Tobias Harris

This is a prep honor that players earn before enrolling at the university.

■ NABC ALL-DISTRICT 21 TEAM

- 2006 Chris Lofton
- 2007 Chris Lofton
- 2008 Chris Lofton
Tyler Smith (2nd)
- 2009 Tyler Smith
- 2010 Wayne Chism (2nd)
- 2011 Scotty Hopson (2nd)
- 2013 Jarnell Stokes
- 2014 Jordan McRae (2nd)
Jarnell Stokes

Tennessee was in District 7 prior to 2009.

■ NABC CAREER ACHIEVEMENT AWARD

- 2008 Chris Lofton

■ NAISMITH MEMORIAL BASKETBALL HALL OF FAME

- 2013 Bernard King

■ OLYMPIC GAMES

- 1976 Ernie Grunfeld (Gold)
- 2000 Allan Houston (Gold)

■ PLAYBOY ALL-AMERICAN

- 1983 Dale Ellis
- 1987 Tony White
- 1992 Allan Houston
- 1993 Allan Houston
- 2001 Tony Harris
- 2008 Chris Lofton

■ TENNESSEE ALL-CENTURY TEAM

- G Dane Bradshaw 2004-07
- F A.W. Davis 1962-65
- G Mike Edwards 1970-73
- F Dale Ellis 1979-83
- F Ernie Grunfeld 1973-77
- G Allan Houston 1989-93
- F Reggie Johnson 1976-80
- G Billy Justus 1966-69
- F Bernard King 1974-77
- G Chris Lofton 2004-08
- G Bernie Mehen 1940-42
- F Dyron Nix 1985-89
- F Ron Slay 1999-2003
- G Herman Thompson 1953-57
- C Gene Tormohlen 1956-59
- F Paul "Lefty" Walther 1947-49
- G C.J. Watson 2003-06
- G Tony White 1983-87
- F Ron Widby 1964-67
- C Carl Widseth 1952-56

Selected during the 2008-09 season by fan vote and a university-appointed selection committee.

■ USBWA ALL-DISTRICT IV TEAM

- 2006 Chris Lofton
C.J. Watson
- 2007 Chris Lofton
- 2008 Chris Lofton
Tyler Smith
Tyler Smith
- 2009 Tyler Smith
- 2010 Wayne Chism
- 2011 Scotty Hopson
- 2013 Jordan McRae
- 2014 Jordan McRae
Jarnell Stokes

■ USBWA DISTRICT IV PLAYER OF THE YEAR

- 2006 Chris Lofton
- 2007 Chris Lofton

■ USBWA DISTRICT IV COACH OF THE YEAR

- 2006 Bruce Pearl
- 2008 Bruce Pearl

■ NATIONAL COACH OF THE YEAR

- 2000 Jerry Green (CBS Sportsline)
- 2006 Bruce Pearl (Sporting News, Basketball Times, CBS Sportsline)
- 2008 Bruce Pearl (Adolph Rupp Cup)

■ MACCABIAH GAMES

- 1953 Ed Wiener (Gold)
- 1973 Ernie Grunfeld (Silver)
- 2009 Bruce Pearl, Head Coach (Gold)
Steven Pearl (Gold)

The World Maccabiah Games is a quadrennial event that takes place in Israel. Jewish athletes from more than 50 countries compete.

USA BASKETBALL HISTORY

Player	Event/Team	Result
Ernie Grunfeld	1975 International Cup	4-4, Fifth Place
	1975 Pan American Games	9-0, Gold Medal
	1976 Olympic Games	7-0, Gold Medal
Tobias Harris	2010 Junior National Select Team	W, 101-97
	2014 Select Team	N/A
Scotty Hopson	2007 Youth Development Festival (Blue)	2-3, Silver Medal
	2008 Junior National Select Team	W, 98-78
	2010 Select Team	N/A
Allan Houston	1990 U18 Team	7-0, Gold Medal
	1992 Developmental Team	N/A
	1999 Tournament of the Americas	10-0, Gold Medal
	2000 Olympic Games	8-0, Gold Medal
Mike Jackson	1978 FIBA World Championship	6-4, Fifth Place
Scooter McFadgon	1999 Youth Development Festival (South)	5-0, Gold Medal
Dyron Nix	1988 Select Team	N/A
Doug Roth	1985 U.S. Olympic Festival (South)	3-1, Silver Medal
Ron Slay	2005 Tournament of the Americas	4-6, Fourth Place
Tyler Smith	2003 Youth Development Festival (South)	4-1, Gold Medal
	2004 Youth Development Festival (South)	5-0, Gold Medal
Jarnell Stokes	2012 U18 FIBA Americas Championship	5-0, Gold Medal
	2013 U19 FIBA World Championship	9-0, Gold Medal
C.J. Watson	2003 U19 FIBA Junior World Championship	7-1, Fifth Place
Tony White	1993 Tournament of the Americas	6-1, Gold Medal

Coach	Event/Team	Result
Don DeVoe, HC	1989 U.S. Olympic Festival (South)	1-3, Fourth Place
Jerry Green, Asst.	1993 COPABA U22 Qualifying Tournament	6-1, Silver Medal
	1993 U22 World Championship	8-0, Gold Medal
Cuonzo Martin, Asst.	2011 World University Games Team	7-1, Fifth Place



OUTLOOK
PLAYERS
STAFF
REVIEW
RESULTS
RECORDS
HONORS
POSTSEASON
VOLTMANAC
MEDIA INFO



ACADEMIC & SERVICE HONORS

■ ANSON MOUNT NATIONAL SCHOLAR-ATHLETE OF THE YEAR

1993 Lang Wiseman (Finance, 4.0)

■ H. BOYD MCWHORTER SEC MALE SCHOLAR-ATHLETE OF THE YEAR

1993 Lang Wiseman (Finance, 4.0)

■ FIRST-TEAM ACADEMIC ALL-AMERICA

1968 Bill Justus (Business Admin., B)

1993 Lang Wiseman (Finance, 4.0)

■ SECOND-TEAM ACADEMIC ALL-AMERICA

1992 Lang Wiseman (Finance, 4.0)

■ THIRD-TEAM ACADEMIC ALL-AMERICA

1972 Mike Edwards (Education, 3.2)

1991 Lang Wiseman (Finance, 4.0)

■ SEC ACADEMIC HONOR ROLL

1968 Bill Justus (Bus. Admin., B)

1971 Mike Edwards (Phys. Ed., B+)

1972 Larry Robinson (Phys. Ed., B+)

1973 Mike Edwards (Phys. Ed., B)

1974 John Snow (Bus. Admin., B)

1984 Myron Carter (Engineering, 3.26)

1986 Sam Arterburn (Finance, 3.12)

1987 Mark Griffin (Business, 3.37)

Russ Spivey (Biology/Business, 3.03)

1988 Mark Griffin (Marketing, 3.33)

1989 Mark Griffin (Marketing, 3.30)

1990 Shaun Thompson (Polit. Sci., 3.11)

1991 Lang Wiseman (Finance, 4.0)

Gannon Goodson (Business, 3.2)

1992 Lang Wiseman (Finance, 4.0)

Gannon Goodson (Business, 3.1)

1993 Lang Wiseman (Finance, 4.0)

Gannon Goodson (Business, 3.1)

1994 Gannon Goodson (Psych., 3.08)

1995 Clint Newman (Pre-Medical, 3.07)

1996 Clint Newman (Pre-Medical, 3.16)

1997 Aaron Green (History, 3.02)

Rashard Lee (Psychology, 3.00)

1998 Aaron Green (History, 3.05)

1999 Aaron Green (History, 3.10)

2004 Brandon Crump (Sport Mgmt, 3.05)

Fred Smithwick (Sport Mgmt, 3.02)

2005 Jordan Howell (Arts & Sciences)

Fred Smithwick (Sport Mgmt.)

2006 Dane Bradshaw (Sport Mgmt.)

Jordan Howell (Marketing)

2007 Ben Bosse (Business)

*Dane Bradshaw (Sport Mgmt.)

Ryan Childress (Comm. Studies)

Rick Daniels-Mulholland (Civil Eng.)

Jordan Howell (Finance)

Justin Jackson (Sport Mgmt.)

Tanner Wild (Business)

2008 Quinn Cannington (Psychology)

Rick Daniels-Mulholland (Civil Eng.)

Jordan Howell (Finance)

Steven Pearl (Business)

Tanner Wild (Business)

2009 Quinn Cannington (Psychology)

*Ryan Childress (Comm. Studies)

Steven Pearl (Marketing)

Tanner Wild (Sport Mgmt.)

2010 Quinn Cannington (Psychology)

Michael Hubert (Psychology)

Steven Pearl (Marketing)

2011 *John Fields (Sport Psychology)

*Michael Hubert (Psychology)

Rob Murphy (Management)

*Steven Pearl (Marketing)

Tyler Summitt (Communication Studies)

2012 Rob Murphy (Logistics)

Tyler Summitt (Communication Studies)

2013 Rob Murphy (Logistics)

* while taking graduate-level courses

To qualify, a student-athlete must have a GPA of 3.00 or above for either the preceding academic year or have a cumulative GPA of 3.00 or above at the nominating institution.

■ SEC FRESHMAN ACADEMIC HONOR ROLL

2007 Quinn Cannington (Psychology)

Steven Pearl (Business)

2008 Brian Williams (Comm. Studies)

2009 Emmanuel Negeedu (Arts & Sciences)

2010 Skylar McBee (Arts & Sciences)

Became the SEC First-Year Academic Honor Roll starting in 2011, so to include junior-college transfers.

To qualify, a student-athlete must have a cumulative GPA of 3.00 or above at the nominating institution, be on scholarship or a letter winner and have completed 24 semester hours of non-remedial credit at the nominating institution.

■ SEC COMMUNITY SERVICE TEAM

2000 C.J. Black

2001 Jon Higgins

2002 Jon Higgins

2003 Jon Higgins

2004 C.J. Watson

2005 C.J. Watson

2006 Stanley Asumnu

2007 Chris Lofton

2008 Wayne Chism

2009 Wayne Chism

2010 Bobby Maze

2011 Melvin Goins

2012 Cameron Tatum

2013 Kenny Hall

2014 D'Montre Edwards

Formerly known as the SEC Good Works Team.

SEC & NCAA STATISTICAL CHAMPIONS

SCORING

Year	Name	G	Pts.	Avg.
1966-67	Ron Widby, F	28	619	22.1
1974-75	Bernard King, F	25	661	26.4
1975-76	Ernie Grunfeld, F	27	683	25.3
1976-77	Bernard King, F	26	672	25.8
1985-86	Tony White, G	28	622	22.2
1986-87	Tony White, G	29	711	24.5
1987-88	Dyron Nix, F	29	644	22.2
1992-93	Allan Houston, G	30	669	22.3
2002-03	Ron Slay, F	29	616	21.2
2006-07	Chris Lofton, G	31	645	20.8

REBOUNDING

Year	Name	G	Rbs.	Avg.
1975-76	Bernard King, F	25	325	13.0
1976-77	Bernard King, F	25	359	14.4
1986-87	Dyron Nix, F	29	294	10.1
1995-96	Steve Hamer, C	29	272	9.4
2013-14	Jarnell Stokes, F	37	392	10.6

OFFENSIVE REBOUNDS

Year	Name	G	Off. Rbs.	Avg.
2012-13	Jarnell Stokes, F	33	138	4.2
2013-14	Jarnell Stokes, F	37	155	4.2

FIELD GOAL PERCENTAGE

Year	Name	FGM	FGA	Pct.
1972-73	Larry Robinson, C	115	178	64.6
>> 1974-75	Doug Ashworth, C	95	139	68.3
1974-75	Bernard King, F	273	439	62.2
1975-76	Bernard King, F	260	454	57.3
1976-77	Reggie Johnson, F	131	203	64.5
1981-82	Dale Ellis, F	257	393	65.4
1995-96	Steve Hamer, C	187	325	57.5

FREE THROW PERCENTAGE

Year	Name	FTM	FTA	Pct.
1961-62	Tommy Wilson, G	84	96	87.5
1962-63	Danny Schultz, G	89	102	87.3
1963-64	Danny Schultz, G	95	104	91.4
1968-69	Bill Justus, G	133	147	90.5
1969-70	Jimmy England, G	131	146	89.7
1973-74	John Snow, G	81	91	89.0
1984-85	Michael Brooks, G	146	164	89.0
1986-87	Tony White, G	165	183	90.2
1990-91	Allan Houston, G	177	205	86.3
2003-04	Scotter McFadgon, G	134	147	91.2
2007-08	Chris Lofton, G	101	120	84.2

3-PT. FIELD GOAL PERCENTAGE

Year	Name	FGM	FGA	Pct.
2000-01	Jon Higgins, G	53	109	.486
2004-05	Chris Lofton, G	93	200	.465

3-PT. FIELD GOALS MADE

Year	Name	G	3FG	Avg.
2004-05	Chris Lofton, G	31	93	3.00
2005-06	Chris Lofton, G	30	114	3.80
2006-07	Chris Lofton, G	31	106	3.42

ASSISTS

Year	Name	G	Asst	Avg.
1968-69	Bill Hann, G	24	138	5.7
1970-71	Jimmy England, G	26	140	5.4
1972-73	Rodney Woods, G	26	142	5.9
1973-74	Rodney Woods, G	25	149	6.0
1974-75	Rodney Woods, G	26	227	8.7
1977-78	Johnny Darden, G	27	192	8.3
2004-05	C.J. Watson, G	31	155	5.0

BLOCKED SHOTS

Year	Name	G	Blk	Avg.
1988-89	Doug Roth, C	30	60	2.0
1997-98	C.J. Black, F	29	73	2.5

ASSIST/TURNOVER RATIO

Year	Name	G	Ast/TO	Ratio
2005-06	Dane Bradshaw, G	30	116/42	2.76

Bold indicates statistic also was an NCAA-best.

>> While Ashworth was named the SEC statistical champ, he did not have the minimum number of field goal attempts to qualify for the national leaderboard. Thus, King was the NCAA statistical champ.

SCORING OFFENSE

Year	G	Pts.	Avg.	Year	G	Pts.	Avg.
1976-77	28	2399	85.7	2006-07	35	2831	80.9
2005-06	30	2413	80.4	2007-08	36	2946	81.8

SCORING DEFENSE

Year	G	Pts.	Avg.	Year	G	Pts.	Avg.
1963-64	24	1399	58.3	1970-71	28	1908	68.1
1964-65	25	1391	55.6	1971-72	25	1610	64.4
1965-66	26	1499	57.7	1973-74	26	1736	66.8
1966-67	28	1511	54.0	1994-95	27	1711	63.4
1967-68	26	1548	59.5	1995-96	29	1827	63.0
1968-69	28	1651	59.0	1996-97	27	1663	61.6
1969-70	25	1608	64.3				

SCORING MARGIN

Year	Pts	Opp.	Mrgn	Year	Pts	Opp.	Mrgn
1988-89	84.0	77.8	6.2	2007-08	81.8	70.0	11.9

FIELD GOAL PERCENTAGE

Year	FGM	FGA	Pct.	Year	FGM	FGA	Pct.
1972-73	701	1392	50.4	1976-77	984	1839	53.5
1974-75	927	1756	52.8	1980-81	823	1590	51.8
1975-76	878	1722	51.0				

FIELD GOAL PERCENTAGE DEFENSE

Year	FGM	FGA	Pct.
1996-97	557	1437	38.8

FIELD GOAL PERCENTAGE DIFFERENTIAL

Year	Pct.	Opp.	Mrgn	Year	Pct.	Opp.	Mrgn
1974-75	52.8	47.1	5.7	1976-77	53.5	48.0	5.5
1975-76	51.0	46.6	4.4				

3-PT. FIELD GOALS PER GAME

Year	G	FGM	Avg.	Year	G	FGM	Avg.
1988-89	30	217	7.2	2006-07	35	327	9.34
2005-06	30	264	8.8				

3-PT. FIELD GOAL PERCENTAGE DEFENSE

Year	3FG	3FGA	Pct.
2009-10	230	774	.297

FREE THROW PERCENTAGE

Year	FTM	FTA	Pct.	Year	FTM	FTA	Pct.
1968-69	346	452	76.5	1976-77	431	582	74.1
1970-71	538	679	79.2	1980-81	424	561	75.6
1971-72	450	594	75.8	1984-85	647	851	76.0
1972-73	281	373	75.3	1992-93	467	634	73.7

REBOUNDING

Year	G	No.	Avg.	Year	G	No.	Avg.
1964-65	25	1191	48.2	1968-69	24	1421	59.2

REBOUNDING DEFENSE

Year	G	No.	Avg.	Year	G	No.	Avg.
1968-69	24	763	31.8	1974-75	26	908	34.9
1970-71	28	1003	35.8	1976-77	28	981	35.0
1971-72	25	918	36.7	1978-79	33	1033	31.3
1972-73	24	872	36.3	2013-14	37	1109	30.0

ASSISTS

Year	G	No.	Avg.
2005-06	30	509	17.0

STEALS

Year	G	No.	Avg.	Year	G	No.	Avg.
1988-89	30	292	9.7	2006-07	35	336	9.60
2005-06	30	301	10.0	2007-08	36	334	9.28

BLOCKED SHOTS

Year	G	No.	Avg.	Year	G	No.	Avg.
1988-89	30	133	4.4	1999-00	33	192	5.8
1998-99	30	190	6.3	2000-01	33	191	5.8

Bold indicates statistic also was an NCAA-best.

OUTLOOK

PLAYERS

STAFF

REVIEW

RESULTS

RECORDS

HONORS

POSTSEASON

VOLTMANAC

MEDIA INFO



SEC CHAMPIONSHIP TEAMS




1935-36 SEC Overall/Tournament Champions
15-6 Overall • 8-4 SEC

Front Row: (L-R) George Kriste, Marion Perkins, Floyd "Biggy" Marshall, Harry Anderson, Everett Martin, Tipton Masterson, Alvin Rice and Gene Johnson. **Back Row:** Earl Riggs, Hooper Eblen, Herschel Brand, Jack Pick, John Fisher, Kellar Smith, Robert Fulton and Allen Ramsey.



1940-41 SEC Overall/Tournament Champions
17-5 Overall • 8-3 SEC

Front Row: (L-R) Mike Balitsaris, Gilbert Huffman, Frank Thomas, Bernie Mehen and John Clark. **Back Row:** James Allen, John Thomason, William Luttrell, Paul Herman, Bernard O'Neil and William Binks.



1942-43 SEC Overall/Tournament Champions
14-4 Overall • 6-3 SEC

Front Row: (L-R) Homer Van Vleet, Bill Bailey, Ralph Chancey, Paul Herman, Ted Cook, Wildreth McAshan and Gordon Wooton. **Back Row:** George Balitsaris, Wright Hollingsworth, Marshall Hawkins, Bruce Houchin, Dick Mehen, Larry Partridge, Bill Wright and Richard Fromm.



1966-67 SEC Overall Champions
21-7 Overall • 15-3 SEC

Front Row: (L-R) Stu Aberdeen, Wes Coffman, Bill Hann, Ray Mears, Bill Justus, Bobby Jack Guinn and Jerry Parker. **Back Row:** Greg Coffman, Malcolm "Mac" Petty, David Bell, Tom Boerwinkle, Ron Widby, Tom Hendrix and Phil French.



1971-72 SEC Overall Champions
19-6 Overall • 14-4 SEC

Front Row: (L-R) Stu Aberdeen, Steve Hirschorn, Mike Edwards, Ray Mears, Eddie Voelker, John Snow and A.W. Davis. **Back Row:** Jerry McClanahan, Marty Morris, Larry Robinson, Wayne Tomlinson, Len Kosmalski, Lloyd Richardson, Bill Seale, Wilbert Cherry, Jimmy England and David Mills.



1976-77 SEC Overall Champions
22-6 Overall • 16-2 SEC

Front Row: (L-R) Stu Aberdeen, Jerry Finestone, Mike Jackson, Ray Mears, Johnny Darden, Ralph Parton and Cliff Wettig. **Back Row:** Tom Deaton, Jeff Singerman, Bert Bertelkamp, Steve Gill, Terry Crosby, Mike Stapleton, Reggie Johnson, Bernard King, Ernie Grunfeld, Chuck Threeths, David Cockrill, Doug Ashworth, Bobby Brockman and Frank Harrell.



1978-79 SEC Tournament Champions
21-12 Overall • 12-6 SEC

Front Row: (L-R) Ralph Parton, Bert Bertelkamp, Terry Crosby, Kenne Teffeteller, Michael Joyce and Johnny Darden. **Second Row:** James Merriweather, Mike Stapleton, Chuck Threeths, Howard Wood, Kevin Nash, Reggie Johnson, David Cockrill, Steve Ray and Gary Carter.



1981-82 SEC Overall Champions
20-10 Overall • 13-5 SEC

Front Row: (L-R) John Byers, Steve Muldowyn, Mike Rollo, Barry Smith and Rip Johnson. **Second Row:** Tyrone Beaman, Ed Littleton, Michael Brooks, Jerald Hyatt, Myron Carter, Gary Carter and Kevin Woods. **Third Row:** Bobby Stevens, Jack Fertig, Steve Ray, Walter Evans, Dale Ellis, Seth McDonald, Dan Federmann, Willie Burton, Kirk Naler, Randy Bates, Bob Burton and Don DeVoe.



1999-2000 SEC Overall Champions
26-7 Overall • 12-4 SEC

Front Row: (L-R) Del Baker, Vegas Davis, Harris Walker, Jenis Grindstaff, Tony Harris, Jon Higgins and Terrence Woods. **Second Row:** Jerry Green, Byron Samuels, Eric Pauley, Vincent Yarbrough, C.J. Black, Marcus Haislip, Charles Hathaway, Isiah Victor, Ron Slay, Zach Turner, Chris Ferguson and Ray Grant.



2007-08 SEC Overall Champions
31-5 Overall • 14-2 SEC

Front Row: (L-R) Tanner Wild, Cameron Tatum, Jordan Howell, Chris Lofton, JaJuan Smith, Josh Tabb, Ramar Smith and Steven Pearl. **Second Row:** Derrick Delagrana, Quinn Cannington, Rick Daniels-Mulholland, J.P. Prince, Duke Crews, Brian Williams, Wayne Chism, Ryan Childress, Tyler Smith, Brett Jackson and Justin Jackson.

SEC DIVISIONAL CHAMPIONS

■ EASTERN DIVISION CHAMPIONSHIPS

Year	Head Coach	Record
1998-99	Jerry Green	21-9 (12-4 SEC)
1999-00	Jerry Green	26-7 (12-4 SEC)
2005-06	Bruce Pearl	22-8 (12-4 SEC)
2007-08	Bruce Pearl	31-5 (14-2 SEC)
2008-09	Bruce Pearl	21-13 (10-6 SEC)

The Southeastern Conference went to divisional play starting with the 1991-92 season. Prior to that season, the league only recognized the regular-season (overall) champion and the tournament champion.

Then, starting with the 2011-12 season, the league abandoned divisional play, and the standings went to 1-12 (later 1-14 when Missouri and Texas A&M joined the conference in 2012-13).

The SEC Tournament champion earns the league's annual automatic bid to the NCAA Tournament.



VOLS IN THE NBA

NBA DRAFT HISTORY

Year	Player	Round (Overall)	Team	Year	Player	Round (Overall)	Team
1948	Marshall Hawkins	--	Boston	1977	Bernard King	1st (7)	New York Nets
1950	Art Burris	3rd	Fort Wayne		Ernie Grunfeld	1st (11)	Milwaukee
	Ed Jones	7th	Fort Wayne		Mike Jackson	7th	Buffalo
	Doc "Britches" Montgomery	12th	Philadelphia	1979	Terry Crosby	3rd	Kansas City
1953	Doug Atkins	--	Minneapolis	1980	Reggie Johnson	1st (15)	San Antonio
1955	Ed Wiener	4th	Philadelphia	1981	Howard Wood	2nd	Utah
1956	Carl Widseth	--	Minneapolis	1982	Gary Carter	5th	San Diego
1959	Gene Tormohlen	2nd	Syracuse	1983	Dale Ellis	1st (9)	Dallas
1960	Dalen Showalter	4th	Cincinnati	1984	Dan Federmann	5th	Philadelphia
1963	Orb Bowling	11th	New York		Willie Burton	6th	Denver
1964	Danny Schultz	8th	Baltimore	1985	Michael Brooks	4th	Houston
1965	A.W. Davis	5th	Los Angeles	1987	Tony White	2nd	Chicago
1966	Austin "Red" Robbins	6th	Philadelphia		Fred Jenkins	6th	Houston
	Howard Bayne	15th	Baltimore	1989	Dyron Nix	2nd	Charlotte
1967	Ron Widby	12th	Chicago		Doug Roth	2nd	Washington
1968	Tom Boerwinkle	1st (4)	Chicago	1993	Allan Houston	1st (11)	Detroit
1969	Billy Hann	4th	Atlanta	1996	Steve Hamer	2nd	Boston
	Bill Justus	10th	Philadelphia	2002	Marcus Haislip	1st (13)	Milwaukee
1970	Bob Croft	8th	Boston		Vincent Yarbrough	2nd	Denver
1971	Don Johnson	5th	Baltimore	2011	Tobias Harris	1st (19)	Charlotte
	Jimmy England	6th	Chicago	2014	Jarnell Stokes	2nd (2)	Utah
1973	Larry Robinson	16th	Philadelphia		Jordan McRae	2nd	San Antonio
1974	Len Kosmalski	2nd	Kansas City-Omaha				

THE NBA: WHO, WHERE, WHEN

Player	Team	Years	Player	Team	Years
Howard Bayne	Kentucky (ABA)	1967-68	B. King (cont.)	New York	1982-83 to 1986-87
Tom Boerwinkle	Chicago	1968-69 to 1977-78		Washington	1987-88 to 1991-92
Orb Bowling	Kentucky (ABA)	1967-68		New Jersey	1992-93
Art Burris	Fort Wayne	1950-51 to 1951-52	Len Kosmalski	Kansas City/Omaha	1974-75
Ted Cook	Minneapolis (NBL)	1947-48		Kansas City	1975-76
Bobby Croft	Kentucky/Texas (ABA)	1970-71	Ian Lockhart	Phoenix	1990-91
Terry Crosby	Kansas City	1979-80	Jordan McRae	Philadelphia	2014-Present
Dale Ellis	Dallas	1983-84 to 1985-86	Dick Mehen	Toledo (NBL)	1947-48
	Seattle	1986-87 to 1990-91		Waterloo (NBL/NBA)	1948-49 to 1949-50
	Milwaukee	1990-91 to 1991-92		Baltimore	1950-51
	San Antonio	1992-93 to 1993-94		Boston	1950-51
	Denver	1994-95 to 1996-97		Fort Wayne	1950-51
	Seattle	1997-98 to 1998-99		Milwaukee	1951-52
	Charlotte	1999-00	Dyron Nix	Indiana	1989-90 to 1990-91
	Milwaukee	1999-00	Garland O'Shields	Chicago	1946-47
	Miami	2000-01		Syracuse (NBL)	1947-48
Ernie Grunfeld	Milwaukee	1977-78 to 1978-79	Austin "Red" Robbins	New Orleans (ABA)	1967-68 to 1969-70
	Kansas City	1979-80 to 1981-82		Utah (ABA)	1970-71 to 1971-72
	New York	1982-83 to 1985-86		San Diego (ABA)	1972-73 to 1973-74
Marcus Haislip	Milwaukee	2002-03 to 2004-05		Kentucky (ABA)	1973-74 to 1974-75
	Indiana	2004-05		Virginia (ABA)	1974-75
	San Antonio	2009-10	Doug Roth	Washington	1989-90
Steve Hamer	Boston	1996-97	Jarnell Stokes	Memphis	2014-Present
Tobias Harris	Milwaukee	2011-13	Gene Tormohlen	St. Louis	1962-63 to 1963-64
	Orlando	2013-Present		St. Louis	1965-66 to 1967-68
Marshall Hawkins	Oshkosh (NBL)	1948-49		Atlanta	1969-70
	Indianapolis	1949-50	Paul "Lefty" Walther	Minneapolis	1949-50
Bobby Hogsett	Detroit	1966-67		Indianapolis	1949-50
	Pittsburgh (ABA)	1967-68		Indianapolis	1950-51 to 1953-54
Scotty Hopson	Cleveland	2013-14		Fort Wayne	1954-55
Allan Houston	Detroit	1994-95 to 1995-96	Tony White	Chicago	1987-88
	New York	1996-97 to 2004-05		New York	1987-88
Reggie Johnson	San Antonio	1980-81 to 1981-82		Golden State	1987-88
	Cleveland	1981-82	Ron Widby	New Orleans (ABA)	1967-68
	Kansas City	1981-82 to 1982-83	C.J. Watson	Golden State	2007-08 to 2009-10
	Philadelphia	1982-83		Chicago	2010-12
	New Jersey	1983-84		Brooklyn	2012-13
Bernard King	New Jersey	1977-78 to 1978-79	Howard Wood	Indiana	2013-Present
	Utah	1979-80	Vincent Yarbrough	Utah	1981-82
	Golden State	1980-81 to 1981-82		Denver	2002-03



VOLS IN THE ABA DRAFT

Tennessee had eight players selected in the American Basketball Association Draft: **Ron Widby** (1967, 5th round, New Orleans); **Tom Boerwinkle** (1968, 1st round, Denver); **Bill Justus** (1969, 7th round, Denver); **Bobby Croft** (1970, 3rd round, Texas); **Jimmy England** (1971, 11th round, Indiana); **Don Johnson** (1971, 16th round, Memphis); **Mike Edwards** (1973, 8th round, Indiana); **Len Kosmalski** (1974, 2nd round, Utah). The now-defunct American Basketball Association existed for nine full seasons from 1967-76.

NBA VOLS BY FRANCHISE



OUTLOOK

PLAYERS

STAFF

REVIEW

RESULTS

RECORDS

HONORS

POSTSEASON

VOLMANAC

MEDIA INFO



DALLAS MAVERICKS
Dale Ellis 1983-86



DENVER NUGGETS
Dale Ellis 1986-91
Vincent Yarbrough 2002-03



GOLDEN STATE WARRIORS
Bernard King 1980-82
Tony White 1987-88
C.J. Watson 2007-10



LOS ANGELES LAKERS
1-Ted Cook 1947-48
2-Paul Walthers 1949-50



MEMPHIS GRIZZLIES
Jarnell Stokes 2014-Present



NEW ORLEANS PELICANS
3-Dale Ellis 1999-2000



OKLAHOMA CITY THUNDER
4-Dale Ellis 1986-91, 1997-99



PHOENIX SUNS
Ian Lockhart 1990-91



SACRAMENTO KINGS
5-Len Kosmalksi 1974-76
5-Terry Crosby 1979-80
5-Ernie Grunfeld 1979-82
5-Reggie Johnson 1981-83



SAN ANTONIO SPURS
6-Bobby Croft 1970-71
Reggie Johnson 1980-82
Dale Ellis 1992-94
Marcus Haislip 2009-10



UTAH JAZZ
Bernard King 1979-80
Howard Wood 1981-82

HISTORICAL FRANCHISE NAMES

- 1 = Minneapolis Lakers (NBL)
- 2 = Minneapolis Lakers (NBA)
- 3 = Charlotte Hornets (NBA)
- 4 = Seattle SuperSonics (NBA)
- 5 = Kansas City Kings (NBA)
- 6 = Texas Chaparrals (ABA)
- 7 = Milwaukee Hawks (NBA)

- 8 = St. Louis Hawks (NBA)
(1962-64, 1965-68)
- 9 = Ft. Wayne Pistons (NBA)
- 10 = Syracuse Nationals (NBL)
- 11 = Washington Bullets (NBA)
- 12 = New Jersey Nets (NBA)



ATLANTA HAWKS
7-Dick Mehen 1951-52
8-Gene Tormohlen 1962-64,
1965-68, 1969-70



BOSTON CELTICS
Dick Mehen 1950-51
Steve Hamer 1996-97



BROOKLYN NETS
12-Bernard King 1977-79, 1992-93
12-Reggie Johnson 1983-84
C.J. Watson 2012-13



CHICAGO BULLS
Tom Boerwinkle 1977-78
Tony White 1987-88
C.J. Watson 2010-12



CLEVELAND CAVALIERS
Reggie Johnson 1981-82



DETROIT PISTONS
9-Dick Mehen 1950-51
9-Art Burris 1951-52
9-Paul Walthers 1954-55
Bobby Hogsett 1966-67
Allan Houston 1994-96



INDIANA PACERS
Dyron Nix 1989-91
Marcus Haislip 2004-05
C.J. Watson 2013-present



MIAMI HEAT
Dale Ellis 2000-01



MILWAUKEE BUCKS
Ernie Grunfeld 1977-79
Dale Ellis 1990-91, 1999-2000
Marcus Haislip 2002-05
Tobias Harris 2011-13



NEW YORK KNICKS
Ernie Grunfeld 1982-86
Bernard King 1982-87
Tony White 1987-88
Allan Houston 1996-2005



ORLANDO MAGIC
Tobias Harris 2013-Present



PHILADELPHIA 76ERS
10-Garland O'Shields 1947-48
Reggie Johnson 1982-83
Jordan McRae 2014-Present



WASHINGTON WIZARDS
11-Bernard King 1987-92
Doug Roth 1989-90

ANNUAL TEAM AWARDS

**LOWELL
BLANCHARD
MOST IMPROVED**

The Lowell Blanchard Award is given to the Tennessee player who has demonstrated the most improvement during the season. The award is named after Lowell Blanchard, who joined with John Ward to broadcast UT basketball games in the 1960s. An early pioneer of country music, Blanchard gained fame when he hosted the Mid-Day Merry-Go-Round and the Tennessee Barn Dance on WNOX in Knoxville.

1963	A.W. Davis
1964	Larry McIntosh
1965	Pat Robinette
1966	Jim Cornwall
1967	Tom Boerwinkle
1968	Bill Hann
1969	Don Johnson
1970	Dickie Johnston
1971	Lloyd Richardson
1972	Steve Hirschorn
1973	Mike Edwards
1974	Len Kosmalski
1975	Doug Ashworth
1976	Mike Jackson
1977	Terry Crosby
1978	Bert Bertelkamp
1979	Terry Crosby
1980	Howard Wood
1981	Dale Ellis
1982	Michael Brooks
1983	Tyrone Harper
1984	Rob Jones
1985	Anthony Richardson
1986	Tony White
1987	Doug Roth
1988	Ian Lockhart
1989	Doug Roth
1990	Ronnie Reese
1991	Lang Wiseman
1992	Carlus Groves
1993	Corey Allen
1994	No Recipient
1995	Shane Carnes
1996	Aaron Green
1997	C.J. Black
1998	Rashard Lee
1999	Isiah Victor
2000	Vincent Yarbrough
	Del Baker
2001	Jon Higgins
2002	Marcus Haislip
2003	Brandon Crump
2004	Major Wingate
2005	Chris Lofton
2006	JaJuan Smith
	Major Wingate
2007	Ryan Childress
	JaJuan Smith
2008	Wayne Chism
2009	Brian Williams
2010	Steven Pearl
2011	Josh Bone
2012	Yemi Makanjuola
2013	Armani Moore
2014	Josh Richardson

**BURCHFIELD-MOSS
MOST
COURAGEOUS**

Named in honor of Ricky Burchfield and David Moss, the Most Courageous Award goes to the Vol who displays the most courage and desire to overcome any obstacle in his way. The award is named after Ricky Burchfield, a young fan that was afflicted by Leukemia and was adopted by the 1969 Vol squad, and player David Moss, who lost a leg due to cancer in 1975.

1972	John Snow
1973	Rodney Woods
1974	David Moss
1975	Rodney Woods
1976	Doug Ashworth
1977	Ernie Grunfeld
1978	Terry Crosby
1979	Howard Wood
1980	Gary Carter
1981	Steve Ray
1982	Steve Ray
1983	Tyrone Beaman
1984	Tyrone Beaman
1985	Myron Carter
1986	Mark Griffin
1987	Fred Jenkins
1988	Mark Griffin
1989	Mark Griffin
1990	Carlus Groves
1991	Gannon Goodson
1992	Daryl Milson
1993	Steve Hamer
1994	No Recipient
1995	No Recipient
1996	Shane Williams
	Damon Johnson
1997	Torrey Harris
1998	Aaron Green
1999	Aaron Green
2000	Jenis Grindstaff
2001	Charles Hathaway
2002	Jenis Grindstaff
2003	Ron Slay
2004	Dane Bradshaw
2005	C.J. Watson
2006	Jordan Howell
2007	Chris Lofton
2008	Tyler Smith
2009	Emmanuel Negedu
	Tanner Wild
2010	Chad Newman (trainer)
2011	Michael Hubert
2012	Jarnell Stokes
2013	Skylar McBee
2014	Jeronne Maymon

**TEAM BEFORE
SELF**

1959	Don Reeverts
1960	Dalen Showalter
1961	Bobby Carter
1962	Tommy Wilson
1963	Jerry Parker
1964	Sid Elliott
1965	Pat Robinette
1966	Jim Cornwall
1967	Tom Hendrix
1968	Tom Hendrix
	Bill Hann
	Bill Hann
1969	Rudy Kinard
1970	Jim Woodall
1971	Jim Woodall
1972	Steve Hirschorn
1973	Rodney Woods
1974	Rodney Woods
1975	Rodney Woods
1976	Johnny Darden
1977	Ernie Grunfeld
1978	Johnny Darden
1979	Reggie Johnson
1980	Bert Bertelkamp
1981	Steve Ray
1982	Steve Ray
1983	Willie Burton
1984	Rob Jones
1985	Fred Jenkins
1986	Rob Jones
1987	Fred Jenkins
1988	Clarence Swearngen
1989	No Recipient
1990	Ian Lockhart
1991	No Recipient
1992	Michael Curry
1993	LaMarcus Golden
1994	No Recipient
1995	Damon Johnson
1996	Shane Williams
1997	Charles Hathaway
1998	Anthony Sewell
1999	Torrey Harris
2000	C.J. Black
2001	Marcus Haislip
2002	Jon Higgins
2003	Zach Turner
2004	Justin Albrecht
2005	Dane Bradshaw
2006	Dane Bradshaw
2007	Jordan Howell
	Ramar Smith
2008	Chris Lofton
2009	Scotty Hopson
	Renaldo Woolridge
2010	Josh Bone
2011	John Fields
2012	Brandon Lopez
2013	Kenny Hall
2014	D'Montre Edwards

**IRON VOL
STRENGTH AWARD**

2006	Dane Bradshaw
2007	Ryan Childress
2008	Chris Lofton
	Jordan Howell
2009	Wayne Chism
2010	Wayne Chism
	Kenny Hall
	Skylar McBee
	Steven Pearl
2011	Melvin Goins
2012	Jeronne Maymon
2013	Rob Murphy
2014	A.J. Davis

HISTORICAL TEAM HONORS

A "Team MVP Award" was presented from 1964-2005; A "Tennessee Thoroughbred Award" was presented to the player who made the biggest impact on team spirit and squad morale from 1964-90; A "Coach's Award" was presented from 1972-2010; And from 1964-2005, individual awards were presented for best free-throw percentage, most total rebounds and most total assists.



POSTSEASON

Last season, Tennessee graduate Jeronne Maymon helped guide the Vols to the program's fifth Sweet Sixteen appearance since 2000 and seventh overall.



ALL-TIME SEC TOURNAMENT RESULTS

Year	Site	UT Seed	Opponent	Result
1933	Atlanta	--	Georgia Tech	W, 30-24
	Atlanta	--	LSU	L, 43-55
1934	Atlanta	--	Auburn	W, 43-26
	Atlanta	--	LSU	W, 42-35
	Atlanta	--	Alabama	L, 26-29
1935	No Tournament			
1936	Knoxville	--	Auburn	W, 43-25
	Knoxville	--	Kentucky	W, 39-28
	Knoxville	--	Alabama*	W, 29-25
1937	Knoxville	--	Georgia	W, 35-11
	Knoxville	--	Alabama	W, 42-25
	Knoxville	--	Kentucky*	L, 25-39
1938	Baton Rouge	--	Miss. State	W, 41-34
	Baton Rouge	--	Ole Miss	L, 40-45
1939	Knoxville	--	Auburn	W, 49-35
	Knoxville	--	Vanderbilt	W, 39-36
	Knoxville	--	Kentucky*	L, 38-46
1940	Knoxville	--	Georgia Tech	W, 55-43
	Knoxville	--	Florida	W, 42-32
	Knoxville	--	Kentucky	L, 29-30
1941	Louisville	--	Miss. State	W, 35-29
	Louisville	--	Georgia	W, 41-39
	Louisville	--	Florida	W, 47-26
	Louisville	--	Kentucky*	W, 36-33
1942	Louisville	--	Georgia	W, 62-50
	Louisville	--	Miss. State	W, 50-40
	Louisville	--	Alabama	L, 18-21
1943	Louisville	--	Vanderbilt	W, 41-31
	Louisville	--	LSU	W, 52-34
	Louisville	--	Kentucky*	W, 33-30
1944	No Team			
1945	Louisville	--	Ole Miss	W, 59-37
	Louisville	--	Auburn	W, 56-24
	Louisville	--	Georgia Tech	W, 41-37
	Louisville	--	Kentucky*	L, 35-39
	Louisville	--	Vanderbilt	W, 46-32
1946	Louisville	--	Alabama	L, 24-35
	Louisville	--	Georgia	W, 58-45
1947	Louisville	--	Tulane	L, 41-47
	Louisville	--	Miss. State	W, 73-52
1948	Louisville	--	Ole Miss	W, 81-62
	Louisville	--	Kentucky	L, 47-70
	Louisville	--	Miss. State	W, 73-46
1949	Louisville	--	Ole Miss	W, 74-49
	Louisville	--	Kentucky	L, 44-83
	Louisville	--	Georgia Tech	W, 63-56
1950	Louisville	--	Vanderbilt	W, 50-44
	Louisville	--	LSU	W, 81-79 ot
	Louisville	--	Kentucky*	L, 58-95
	Louisville	--	Vanderbilt	L, 52-88
1952	Louisville	--	Alabama	W, 61-60
	Louisville	--	Kentucky	L, 66-81
1953-78	No Tournament			
1979	Birmingham	2	Auburn (9)	W, 75-64
	Birmingham	2	Kentucky* (6)	W, 75-69 ot
1980	Birmingham	4	Ole Miss (5)	L, 74-76
1981	Birmingham	3	Ole Miss (6)	L, 72-81
1982	Lexington	2	Vanderbilt (7)	W, 57-54
	Lexington	2	Alabama (3)	L, 50-56
1983	Birmingham	7	Florida (10)	W, 78-62
	Birmingham	7	LSU (2)	W, 74-71
	Birmingham	7	Georgia (6)	L, 60-79
1984	Nashville	6	Florida (3)	W, 80-74 ot
	Nashville	6	Auburn (2)	L, 58-60
1985	Birmingham	7	Vanderbilt (10)	W, 71-51
	Birmingham	7	Georgia (2)	L, 61-67
1986	Lexington	8	Ole Miss (9)	L, 56-73
1987	Atlanta	8	Vanderbilt (9)	W, 74-57
	Atlanta	8	Alabama (1)	L, 60-68
1988	Baton Rouge	6	Florida (3)	L, 60-69
1989	Knoxville	5	LSU (4)	W, 95-77
	Knoxville	5	Florida (1)	L, 71-76

Year	Site	UT Seed	Opponent	Result
1990	Orlando	4	Ole Miss (5)	L, 86-87
1991	Nashville	9	Ole Miss (8)	W, 94-85
	Nashville	9	Miss. State (1)	W, 87-70
	Nashville	9	Georgia (5)	W, 85-65
	Nashville	9	Alabama* (3)	L, 69-88
1992	Birmingham	E3	South Carolina (E6)	W, 70-63
	Birmingham	E3	LSU (W2)	L, 89-99
1993	Lexington	E6	Auburn (W3)	W, 78-76
	Lexington	E6	Kentucky (E2)	L, 40-101
1994	Memphis	E6	Miss. State (W3)	L, 69-73
1995	Atlanta	E6	Alabama (W3)	L, 43-55
1996	New Orleans	E6	Alabama (W3)	W, 77-65
	New Orleans	E6	Georgia (E2)	L, 63-74
1997	Memphis	E6	Auburn (W3)	L, 54-67
1998	Atlanta	E3	LSU (W6)	W, 72-65
	Atlanta	E3	Arkansas (W2)	L, 96-102
1999	Atlanta	E1	Miss. State (W4)	L, 56-62
2000	Atlanta	E1	South Carolina (E5)	L, 68-75
2001	Nashville	E4	Auburn (W5)	W, 73-66
	Nashville	E4	Ole Miss (W1)	L, 73-86
2002	Atlanta	E4	Arkansas (W5)	W, 68-61
	Atlanta	E4	Alabama (W1)	L, 72-91
2003	New Orleans	E3	Auburn (W2)	L, 53-66
2004	Atlanta	E6	Alabama (W3)	L, 49-84
2005	Atlanta	E5	Arkansas (W4)	W, 65-46
	Atlanta	E5	Kentucky (E1)	L, 76-62
2006	Nashville	E1	South Carolina (E5)	L, 71-79
2007	Atlanta	E3	LSU (W6)	L, 67-76 ot
2008	Atlanta	E1	South Carolina (E5)	W, 89-87
	Atlanta	E1	Arkansas (W2)	L, 91-92
2009	Tampa	E1	Alabama (W4)	W, 86-62
	Tampa	E1	Auburn (W2)	W, 94-85
	Tampa	E1	Miss. State* (W3)	L, 61-64
2010	Nashville	E3	LSU (W6)	W, 59-49
	Nashville	E3	Ole Miss (W2)	W, 76-65
	Nashville	E3	Kentucky (E1)	L, 45-74
2011	Atlanta	E5	Arkansas (W4)	W, 74-68
	Atlanta	E5	Florida (E1)	L, 74-85
2012	New Orleans	2	Ole Miss (7)	L, 72-77
2013	Nashville	5	Mississippi State (13)	W, 69-53
	Nashville	5	Alabama (4)	L, 48-58
2014	Atlanta	4	South Carolina (13)	W, 59-44
	Atlanta	4	Florida (1)	L, 49-56

*Championship Game

From 1933-50 the winner of the tournament was declared the league champion, except for 1935. The tournament did not take place from 1953-78 but was restarted in 1979 to determine the league's representative in the NCAA Tournament.

VS. OPPONENTS IN SEC TOURNAMENT

Alabama 5-10

1934	L	26-29
1936	W	29-25*
1937	W	42-25
1942	L	18-21
1946	L	24-35
1952	W	61-60
1982	L	50-56
1987	L	60-68
1991	L	69-88*
1995	L	43-55
1996	W	77-65
2002	L	72-91
2004	L	49-84
2009	W	86-62
2013	L	48-58

Arkansas 3-2

1998	L	96-102
2002	W	68-61
2005	W	65-46
2008	L	91-92
2011	W	74-68

Auburn 8-3

1934	W	43-26
1936	W	43-25
1939	W	49-35
1945	W	56-24
1979	W	75-64
1984	L	58-60
1993	W	78-76
1997	L	54-67
2001	W	73-66
2003	L	53-66
2009	W	94-85

Florida 4-4

1940	W	42-32
1941	W	47-26
1983	W	78-62
1989	L	71-76
1988	L	60-69
1984	W	80-74 OT
2011	L	74-85
2014	L	49-56

Georgia 5-3

1937	W	35-11
1941	W	41-39
1942	W	62-50
1947	W	58-45
1983	L	60-79
1985	L	61-67
1991	W	85-65
1996	L	63-74

Georgia Tech^ 4-0

1933	W	30-24
1940	W	55-43
1945	W	41-37
1950	W	63-56

Kentucky 4-11

1936	W	39-28
1937	L	25-39*
1939	L	38-46*
1940	L	29-30*
1941	W	36-33*
1943	W	33-30*
1945	L	35-39*
1948	L	47-70
1949	L	44-83
1950	L	58-95*
1952	L	66-81
1979	W	75-69* OT
1993	L	40-101
2005	L	62-76
2010	L	45-74

LSU 7-3

1933	L	43-55
1934	W	42-35
1943	W	52-34
1950	W	81-79 OT
1983	W	74-71
1989	W	95-77
1992	L	89-99
1998	W	72-65
2007	L	67-76 OT
2010	W	59-49

Mississippi St. 7-3

1938	W	41-34
1941	W	35-29
1942	W	50-40
1948	W	73-52
1949	W	73-46
1991	W	87-70
1994	L	69-73
1999	L	56-62
2009	L	61-64*
2013	W	69-53

Missouri 0-0

No meetings

Ole Miss 5-7

1938	L	40-45
1945	W	59-37
1948	W	81-62
1949	W	74-49
1980	L	74-76
1981	L	72-81
1986	L	56-73
1990	L	86-87
1991	W	94-85
2001	L	73-86
2010	W	76-65
2012	L	72-77

South Carolina 3-2

1992	W	70-63
2000	L	68-75
2006	L	71-79
2008	W	89-87
2014	W	59-44

Texas A&M 0-0

No meetings

Tulane 0-1

1947	L	41-47
------	---	-------

Vanderbilt 7-1

1939	W	39-36
1943	W	41-31
1946	W	46-32
1950	W	50-44
1951	L	52-88
1982	W	57-54
1985	W	71-51
1987	W	74-57

* Championship Game
^ Former SEC Member

2015 SEC MEN'S BASKETBALL TOURNAMENT

March 11-15 • Bridgestone Arena • Nashville, Tenn.

First Round Wednesday, March 11 Second Round Thursday, March 12 Quarterfinals Friday, March 13 Semifinals Saturday, March 14 Championship Sunday, March 15



ALL-TIME NCAA TOURNAMENT RESULTS

Year	Date	Region	Site	Round	UT Seed	Opponent	Result
1967	3/17	Midwest	Evanston, Ill.	RS		Dayton	L, 52-53
1967	3/17	Midwest	Evanston, Ill.	RS (16)		Dayton	L, 52-53
	3/18	Midwest	Evanston, Ill.	RC		Indiana	L, 44-51
1976	3/13	East	Charlotte, N.C.	1st (32)		VMI	L, 75-81
1977	3/13	Midwest	Baton Rouge, La.	1st (32)		Syracuse	L, 88-93 ot
1979	3/9	Midwest	Murfreesboro, Tenn.	1st (40)	8	#9 Eastern Kentucky	W, 97-81
	3/11	Midwest	Murfreesboro, Tenn.	2nd (32)	8	#1 Notre Dame	L, 67-73
1980	3/6	East	Greensboro, N.C.	1st (48)	7	#10 Furman	W, 80-69
	3/8	East	Greensboro, N.C.	2nd (32)	7	#2 Maryland	L, 75-86
1981	3/15	East	Charlotte, N.C.	2nd* (32)	4	#5 VCU	W, 58-56 ot
	3/19	East	Atlanta, Ga.	RS (16)	4	#1 Virginia	L, 48-62
1982	3/12	Midwest	Indianapolis, Ind.	1st (48)	9	#8 SW Louisiana	W, 61-57
	3/14	Midwest	Indianapolis, Ind.	2nd (32)	9	#1 Virginia	L, 51-54
1983	3/18	Midwest	Evansville, Ind.	1st (48)	8	#9 Marquette	W, 57-56
	3/20	Midwest	Evansville, Ind.	2nd (32)	8	#1 Louisville	L, 57-70
1989	3/16	East	Greensboro, N.C.	1st (64)	10	#7 West Virginia	L, 68-84
1998	3/12	West	Sacramento, Calif.	1st (64)	8	#9 Illinois State	L, 81-82 ot
1999	3/12	East	Charlotte, N.C.	1st (64)	4	#13 Delaware	W, 62-52
	3/14	East	Charlotte, N.C.	2nd (32)	4	#12 SW Missouri State	L, 51-81
2000	3/17	South	Birmingham, Ala.	1st (64)	4	#13 Louisiana-Lafayette	W, 63-58
	3/19	South	Birmingham, Ala.	2nd (32)	4	#5 Connecticut	W, 65-51
	3/24	South	Austin, Texas	RS (16)	4	#8 North Carolina	L, 69-74
2001	3/16	Midwest	Dayton, Ohio	1st (64)	8	#9 Charlotte	L, 63-70
2006	3/16	Washington D.C.	Greensboro, N.C.	1st (64)	2	#15 Winthrop	W, 63-61
	3/18	Washington D.C.	Greensboro, N.C.	2nd (32)	2	#7 Wichita State	L, 73-80
2007	3/16	South	Columbus, Ohio	1st (64)	5	#12 Long Beach State	W, 121-86
	3/18	South	Columbus, Ohio	2nd (32)	5	#4 Virginia	W, 77-74
	3/22	South	San Antonio, Texas	RS (16)	5	#1 Ohio State	L, 84-85
2008	3/21	East	Birmingham, Ala.	1st (64)	2	#15 American	W, 72-57
	3/23	East	Birmingham, Ala.	2nd (32)	2	#7 Butler	W, 76-71 ot
	3/27	East	Charlotte, N.C.	RS (16)	2	#3 Louisville	L, 60-79
2009	3/20	East	Dayton, Ohio	1st (64)	9	#8 Oklahoma State	L, 75-77
2010	3/18	Midwest	Providence, R.I.	1st (64)	6	#11 San Diego State	W, 62-59
	3/20	Midwest	Providence, R.I.	2nd (32)	6	#14 Ohio	W, 83-68
	3/26	Midwest	St. Louis, Mo.	RS (16)	6	#2 Ohio State	W, 76-73
	3/28	Midwest	St. Louis, Mo.	RF (8)	6	#5 Michigan State	L, 69-70
2011	3/18	West	Charlotte, N.C.	2nd (64)	9	#8 Michigan	L, 45-75
2014	3/19	Midwest	Dayton, Ohio	1st (68)	11	#11 Iowa	W, 78-65 ot
	3/21	Midwest	Raleigh, N.C.	2nd (64)	11	#6 Massachusetts	W, 86-67
	3/23	Midwest	Raleigh, N.C.	3rd (32)	11	#14 Mercer	W, 83-63
	3/28	Midwest	Indianapolis, Ind.	RS (16)	11	#2 Michigan	L, 71-73

* Received First Round Bye

The NCAA began seeding the tournament in 1979

RS=Regional Semifinal (aka: Sweet Sixteen); RF=Regional Final (aka: Elite Eight); RC=Regional Consolation

ALL-TIME NIT RESULTS

Year	Date	Site	Round	Opponent	Result
1945	3/17	New York	Quarterfinals	Rhode Island	L, 44-51
1969	3/14	New York	First Round	Rutgers	W, 67-51
	3/17	New York	Quarterfinals	Ohio	W, 75-64
	3/20	New York	Semifinal	Temple	L, 58-63
	3/22	New York	Third Place	Army	W, 64-52
1971	3/20	New York	First Round	St. John's	W, 84-83 ot
	3/22	New York	Quarterfinals	Duke	L, 64-78
1984	3/14	Knoxville	First Round	St. Peter's	W, 54-50
	3/19	Knoxville	Second Round	UT-Chattanooga	W, 68-66
	3/23	Blacksburg, Va.	Third Round	Virginia Tech	L, 68-72
1985	3/14	Cookeville, Tenn.	First Round	Tennessee Tech	W, 65-62
	3/20	Knoxville	Second Round	SW Louisiana	W, 73-72
	3/23	Knoxville	Third Round	Virginia	W, 61-54
	3/27	New York	Semifinal	Indiana	L, 67-74
	3/29	New York	Third Place	Louisville	W, 100-84
1988	3/18	Murfreesboro	First Round	Middle Tennessee State	L, 80-85
1990	3/14	Memphis	First Round	Memphis State	W, 73-71
	3/19	Nashville	Second Round	Vanderbilt	L, 85-89
1992	3/18	Knoxville	First Round	Alabama-Birmingham	W, 71-68
	3/23	Charlottesville, Va.	Second Round	Virginia	L, 52-77
1996	3/13	Knoxville	First Round	College of Charleston	L, 49-55
2003	3/18	Knoxville	First Round	Georgetown	L, 60-70
2004	3/17	Fairfax, Va.	First Round	George Mason	L, 55-58
2012	3/13	Knoxville	First Round	Savannah State	W, 65-51
	3/19	Knoxville	Second Round	Middle Tennessee	L, 64-71
2013	3/20	Knoxville	First Round	Mercer	L, 67-75

NCAA TOURNAMENT SUPERLATIVES

RECORD

Appearances: 20
 Overall Record: 19-21 (.475)
 First Round Record: 11-6 (.647)
 Second Round Record: 6-7 (.462)
 Third Round Record: 1-0 (1.000)
 Regional Semifinal Record (Sweet Sixteen): 1-6 (.143)
 Regional Final Record (Elite Eight): 0-1 (.000)
 Regional Consolation Record: 0-1 (.000)

VS. OPPONENT

1-0 vs. American (2008)
 1-0 vs. Butler (2008)
 0-1 vs. Charlotte (2001)
 1-0 vs. Connecticut (2000)
 0-1 vs. Dayton (1967)
 1-0 vs. Delaware (1999)
 1-0 vs. Eastern Kentucky (1979)
 1-0 vs. Furman (1980)
 0-1 vs. Illinois State (1998)
 0-1 vs. Indiana (1967)
 1-0 vs. Iowa (2014)
 1-0 vs. Long Beach State (2007)
 2-0 vs. Louisiana-Lafayette (1982*, 2000)
 0-2 vs. Louisville (1983, 2008)
 1-0 vs. Marquette (1983)
 0-1 vs. Maryland (1980)
 1-0 vs. Massachusetts (2014)
 1-0 vs. Mercer (2014)
 0-2 vs. Michigan (2014)
 0-1 vs. Michigan State (2010)
 0-1 vs. North Carolina (2000)
 0-1 vs. Notre Dame (1979)
 1-0 vs. Ohio (2010)
 1-1 vs. Ohio State (2010)
 0-1 vs. Oklahoma State (2009)
 1-0 vs. San Diego State (2010)
 0-1 vs. Southwest Missouri State (1999)
 0-1 vs. Syracuse (1977)
 1-0 vs. Virginia Commonwealth (1981)
 1-2 vs. Virginia (1981, 1982, 2007)
 0-1 vs. VMI (1976)
 0-1 vs. West Virginia (1989)
 0-1 vs. Wichita State (2006)
 1-0 vs. Winthrop (2006)

BY SITE

0-1 at Atlanta, Ga. (1981)
 0-1 at Austin, Texas (2000)
 0-1 at Baton Rouge, La. (1977)
 4-0 at Birmingham, Ala. (2000, 2008)
 2-4 at Charlotte, N.C. (1976, 1981, 1999, 2008, 2011)
 2-0 at Columbus, Ohio (2007)
 1-2 at Dayton, Ohio (2001, 2009, 2014)
 0-2 at Evanston, Ill. (1967)
 1-1 at Evansville, Ind. (1983)
 2-3 at Greensboro, N.C. (1980, 1989, 2006)
 1-2 at Indianapolis, Ind. (1982, 2014)
 1-1 at Murfreesboro, Tenn. (1979)
 2-0 at Providence, R.I. (2010)
 2-0 at Raleigh, N.C. (2014)
 0-1 at Sacramento, Calif. (1998)
 0-1 at San Antonio, Texas (2007)
 1-1 at St. Louis, Mo. (2010)

VS. SEEDS

Seed	W-L	Opponent (Last)
1	0-5	Ohio State (2007)
2	1-2	Michigan (2014)
3	0-1	Louisville (2008)
4	1-0	Virginia (2007)
5	2-1	Michigan State (2010)
6	1-0	Massachusetts (2014)
7	1-2	Butler (2008)
8	1-3	Michigan (2011)
9	2-2	Charlotte (2001)
10	1-0	Furman (1980)
11	2-0	Iowa (2014)
12	1-1	Long Beach State (2007)
13	2-0	Louisiana-Lafayette (2000)
14	2-0	Mercer (2014)
15	2-0	American (2008)

WHEN SEEDED

Seed	W-L	Years
2	3-2	2006, 2008
4	4-3	1981, 1999, 2000
5	2-1	2007
6	3-1	2010
7	1-1	1980
8	2-4	1979, 1983, 1998, 2001
9	1-3	1982, 2009, 2011
10	0-1	1989
11	3-1	2014

2015 NCAA® Division I
MEN'S BASKETBALL CHAMPIONSHIP
NCAA.com

Second Round
MARCH 19-20
Third Round
MARCH 21-22
Sweet 16
MARCH 23-27
Elite 8
MARCH 28-29
National Semifinal
MARCH 30
National Semifinal
MARCH 30
Elite 8
MARCH 30-31
Sweet 16
MARCH 31
Third Round
MARCH 31
Second Round
MARCH 31

First Four

DAYTON
PROVINCETON

trufc

National Championship
MARCH 31

#MarchMadness

trufc CBS TNT

16

9

9

12

4

13

6

11

3

14

7

10

2

15

1

16

9

9

5

12

4

13

6

11

3

14

7

10

2

15

16

9

9

12

4

13

6

11

3

14

7

10

2

15

16

9

9

12

4

13

6

11

3

14

7

10

2

15

1

16

9

9

5

12

4

13

6

11

3

14

7

10

2

15

OUTLOOK

PLAYERS

STAFF

REVIEW

RESULTS

RECORDS

HONORS

POSTSEASON

VOLTMANAC

MEDIA INFO



POSTSEASON GAME RECORDS

TEAM RECORDS

POINTS

NCAA: 121 vs. Long Beach State (3/16/07)
 NIT: 100 vs. Louisville (3/29/85)
 SEC: 96 vs. Arkansas (3/6/98)

FIELD GOALS MADE

NCAA: 43 vs. Long Beach State (3/16/07)
 NIT: 33 vs. Vanderbilt (3/19/90)
 33 vs. Middle Tennessee State (3/18/88)
 SEC: 36 vs. Ole Miss (3/7/91)

FIELD GOAL ATTEMPTS

NCAA: 79 vs. Illinois State (3/12/77)
 NIT: 74 vs. Middle Tennessee State (3/18/88)
 SEC: 75 vs. LSU (3/13/92)

FIELD GOAL PERCENTAGE

NCAA: 58.9 (43-73) vs. Long Beach State (3/16/07)
 NIT: 55.8 (29-52) vs. Louisville (3/29/85)
 SEC: 60.4 (29-48) vs. Mississippi State (3/8/91)

3-PT FIELD GOALS MADE

NCAA: 16 vs. Ohio State (3/22/07)
 NIT: 8 vs. Vanderbilt (3/19/90)
 SEC: 11 vs. Mississippi (3/9/12)
 11 vs. Arkansas (3/15/08)
 11 vs. South Carolina (3/10/06)

3-PT FIELD GOAL ATTEMPTS

NCAA: 33 vs. Oklahoma State (3/20/09)
 NIT: 24 vs. Mercer (3/20/13)
 SEC: 34 vs. Mississippi (3/9/12)

3-PT FIELD GOAL PERCENTAGE

NCAA: 51.9 (14-27) vs. Long Beach State (3/16/07)
 NIT: 40.0 (4-10) vs. Savannah State (3/13/12)
 40.0 (8-20) vs. Vanderbilt (3/19/90)
 SEC: 85.7 (6-7) vs. Georgia (3/9/91)

FREE THROWS MADE

NCAA: 25 vs. Eastern Kentucky (3/9/79)
 NIT: 42 vs. Louisville (3/29/85)
 SEC: 26 vs. Mississippi State (3/8/91)

FREE THROW ATTEMPTS

NCAA: 33 vs. Eastern Kentucky (3/9/79)
 NIT: 51 vs. Louisville (3/29/85)
 SEC: 37 vs. Mississippi State (3/8/91)
 37 vs. LSU (3/10/89)

FREE THROW PERCENTAGE

NCAA: 92.9 (13-14) vs. Maryland (3/8/80)
 NIT: 88.1 (37-42) vs. Ohio (3/17/69)
 SEC: 93.3 (14-15) vs. Alabama (3/10/91)

OFFENSIVE REBOUNDS

NCAA: 20 vs. Ohio State (3/26/10)
 20 vs. Illinois State (3/12/98)
 NIT: 18 vs. Memphis State (3/14/90)
 SEC: 22 vs. Arkansas (3/10/05)

DEFENSIVE REBOUNDS

NCAA: 32 vs. Delaware (3/12/99)
 NIT: 34 vs. Savannah State (3/13/12)
 SEC: 33 vs. LSU (3/10/89)

TOTAL REBOUNDS

NCAA: 53 vs. Eastern Kentucky (3/9/79)
 NIT: 49 vs. Memphis State (3/14/90)
 SEC: 52 vs. LSU (3/10/89)

PERSONAL FOULS

NCAA: 29 vs. Furman (3/6/80)
 29 vs. Notre Dame (3/11/79)
 NIT: 27 vs. Middle Tennessee State (3/18/88)
 SEC: 33 vs. Ole Miss (3/5/81)

ASSISTS

NCAA: 27 vs. Syracuse (3/13/77)
 NIT: 17 vs. Louisville (3/29/85)
 SEC: 27 vs. South Carolina (3/14/08)

TURNOVERS (LOW)

NCAA: 6 vs. Long Beach State (3/16/07)
 NIT: 7 vs. Virginia (3/23/85)
 SEC: 6 vs. Vanderbilt (3/4/82)

TURNOVERS (HIGH)

NCAA: 26 vs. Syracuse (3/13/77)
 NIT: 25 vs. Memphis State (3/14/90)
 SEC: 30 vs. Kentucky (3/12/93)

BLOCKS

NCAA: 8 vs. Michigan (3/28/14)
 NIT: 9 vs. Georgetown (3/18/03)
 SEC: 9 vs. Ole Miss (3/9/01)
 9 vs. LSU (3/5/98)

STEALS

NCAA: 12 vs. American (3/21/08)
 12 vs. Louisville (3/20/83)
 12 vs. VMI (3/13/76)
 NIT: 12 vs. Louisville (3/29/85)
 12 vs. Virginia (3/23/85)
 SEC: 14 vs. LSU (3/8/07)

POINTS (1ST HALF)

NCAA: 57 vs. Long Beach State (3/16/07)
 NIT: 53 vs. Louisville (3/29/85)
 SEC: 49 vs. Arkansas (3/6/98)

POINTS (2ND HALF)

NCAA: 64 vs. Long Beach State (3/16/07)
 NIT: 47 vs. Louisville (3/29/85)
 SEC: 56 vs. LSU (3/13/92)

POINTS (OVERTIME)

NCAA: 14 vs. Iowa (3/28/14)
 NIT: 10 vs. St. John's (3/20/71)
 SEC: 20 vs. Kentucky (3/3/79)

INDIVIDUAL RECORDS

POINTS

NCAA: 36 by Ernie Grunfeld vs. VMI (3/13/76)
 NIT: 34 by Bill Justus vs. Ohio (3/17/69)
 SEC: 33 by Dale Ellis vs. LSU (3/11/83)

FIELD GOALS MADE

NCAA: 13 by Reggie Johnson vs. Furman (3/6/80)
 13 by Ernie Grunfeld vs. VMI (3/13/76)
 NIT: 12 by Allan Houston vs. Vanderbilt (3/19/90)
 SEC: 14 by Steve Hamer vs. Alabama (3/7/96)
 14 by Corey Allen vs. LSU (3/13/92)
 14 by Dale Ellis vs. LSU (3/11/83)
 14 by Dale Ellis vs. Ole Miss (3/5/81)

FIELD GOAL ATTEMPTS

NCAA: 23 by Ernie Grunfeld vs. VMI (3/13/76)
 NIT: 22 by Allan Houston vs. Vanderbilt (3/19/90)
 SEC: 25 by Tony White vs. Georgia (3/7/85)
 25 by Dale Ellis vs. Ole Miss (3/5/81)



FIELD GOAL PERCENTAGE (15 ATT.)

NCAA: 68.4 (13-19) by Reggie Johnson vs. Furman (3/6/80)
 NIT: 68.8 (11-16) by A. Richardson vs. Louisville (3/29/85)
 SEC: 73.7 (14-19) by Corey Allen vs. LSU (3/13/92)

FIELD GOAL PERCENTAGE (10 ATT.)

NCAA: 81.8 (9-11) by Howard Wood vs. Furman (3/6/80)
 NIT: 78.6 (11-14) by Ian Lockhart vs. Vanderbilt (3/19/90)
 SEC: 90.0 (9-10) by Carlus Groves vs. Miss. St. (3/8/91)

3-PT FIELD GOALS MADE

NCAA: 6 by Chris Lofton vs. Ohio State (3/22/07)
 6 by Chris Lofton vs. Wichita State (3/18/06)
 NIT: 5 by Allan Houston vs. Vanderbilt (3/19/90)
 SEC: 7 by Brandon Wharton vs. Georgia (3/8/96)

3-PT FIELD GOAL ATTEMPTS

NCAA: 18 by Chris Lofton vs. Wichita State (3/18/06)
 NIT: 11 by Allan Houston vs. UAB (3/18/92)
 11 by Allan Houston vs. Vanderbilt (3/19/90)
 SEC: 12 by Brandon Wharton vs. Georgia (3/8/96)

3-PT FIELD GOAL PERCENTAGE (6 ATT.)

NCAA: 66.7 (4-6) by JaJuan Smith vs. Long Beach State (3/16/07)
 NIT: 50.0 (4-8) by Aaron Green vs. Coll. of Charleston (3/13/96)
 SEC: 83.3 (5-6) by Mark Griffin vs. LSU (3/10/89)

FREE THROWS MADE

NCAA: 12 by Jarnell Stokes vs. Massachusetts (3/21/14)
 NIT: 22 by Bill Justus vs. Ohio (3/17/69)
 SEC: 12 by Willie Burton vs. Florida (3/8/84)

FREE THROW ATTEMPTS

NCAA: 13 by Ernie Grunfeld vs. VMI (3/13/76)
 NIT: 23 by Bill Justus vs. Ohio (3/17/69)
 SEC: 14 by Willie Burton vs. Florida (3/8/84)

FREE THROW PERCENTAGE (7 ATT.)

NCAA: 100.0 (10-10) by Tyler Smith vs. Okla. St. (3/20/09)
 100.0 (10-10) by C.J. Black vs. La-Lafayette (3/17/00)
 100.0 (7-7) by Tobias Harris vs. Michigan (3/18/11)
 100.0 (7-7) by Gary Carter vs. Maryland (3/8/80)
 NIT: 95.7 (22-23) by Bill Justus vs. Ohio (3/17/69)
 SEC: 100.0 (10-10) by Allan Houston vs. Miss. St. (3/8/91)
 100.0 (8-8) by Gary Carter vs. Kentucky (3/3/79)
 100.0 (8-8) by C.J. Watson vs. Kentucky (3/11/05)
 100.0 (7-7) by Allan Houston vs. LSU (3/13/92)

OFFENSIVE REBOUNDS

NCAA: 8 by Jarnell Stokes vs. Mercer (3/23/14)
 8 by Duke Crews vs. Long Beach State (3/18/07)
 NIT: 11 by Jarnell Stokes vs. Mercer (3/20/13)
 SEC: 10 by Jeronne Maymon vs. Ole Miss (3/9/12)

DEFENSIVE REBOUNDS

NCAA: 12 by Wayne Chism vs. Ohio (3/20/10)
 NIT: 11 by Damon Johnson vs. Charleston (3/13/96)
 SEC: 13 by Steve Hamer vs. Alabama (3/7/96)

TOTAL REBOUNDS

NCAA: 18 by Jarnell Stokes vs. Mercer (3/23/14)
 NIT: 18 by Damon Johnson vs. Charleston (3/13/96)
 SEC: 21 by Steve Hamer vs. Alabama (3/7/96)

ASSISTS

NCAA: 16 by Bert Bertelkamp vs. Maryland (3/8/80)
 NIT: 8 by Trae Golden vs. Middle Tennessee (3/13/12)
 8 by Bill Hann vs. Ohio (3/17/69)
 SEC: 9 by Steve Ray vs. Alabama (3/5/92)

BLOCKED SHOTS

NCAA: 5 by Major Wingate vs. Wichita State (3/18/06)
 NIT: 6 by Elgrace Wilborn vs. Georgetown (3/18/03)
 SEC: 5 by Wayne Chism vs. South Carolina (3/14/08)
 5 by Isiah Victor vs. South Carolina (3/10/00)
 5 by C.J. Black vs. LSU (3/5/98)

STEALS

NCAA: 4 by JaJuan Smith vs. Louisville (3/27/08)
 4 by Chris Lofton vs. Long Beach State (3/16/07)
 4 by Isiah Victor vs. Illinois State (3/12/98)
 4 by Terry Crosby vs. Eastern Kentucky (3/9/79)
 NIT: 4 by Ian Lockhart vs. Vanderbilt (3/19/90)
 4 by Anthony Richardson vs. Indiana (3/27/85)
 4 by Rob Jones vs. Virginia (3/23/85)
 SEC: 7 by Clarence Swearengen vs. Florida (3/11/88)

MINUTES

NCAA: 45 by Gary Carter and Dale Ellis vs. VCU (3/15/81)
 NIT: 40 by 10 Players
 SEC: 45 by Willie Burton and Tony White vs. Florida (3/8/84)
 45 by Michael Brooks, Willie Burton and Dale Ellis vs. LSU (3/11/83)
 45 by Terry Crosby vs. Kentucky (3/3/79)

NCAA TOURNAMENT - CAREER LEADERS

SCORING

Player	Gms	Total
Wayne Chism (2007-10)	11	136
Chris Lofton (2006-08)	8	130
Dale Ellis (1980-83)	8	116
JaJuan Smith (2006-08)	8	110
Reggie Johnson (1977-80)	5	99

SCORING AVERAGE (MIN. 2 GAMES)

Player	Gms	Avg
Ernie Grunfeld (1976-77)	2	31.0
Ron Widby (1967)	2	21.5
Reggie Johnson (1977-80)	5	19.8
Josh Richardson (2014)	4	19.3
Jarnell Stokes (2014)	4	18.0

REBOUNDING

Player	Gms	Total
Wayne Chism (2007-10)	11	57
Jarnell Stokes (2104)	4	51
Brian Williams (2008-11)	9	49
Isiah Victor (1998-2001)	7	48
Dale Ellis (1980-83)	8	43

REBOUNDING AVERAGE (MIN. 2 GAMES)

Player	Gms	Avg
Jarnell Stokes (2014)	4	12.8
Ernie Grunfeld (1976-77)	2	10.0
Andre Patterson (2006)	2	8.5
Reggie Johnson (1977-80)	5	8.4
Tom Boerwinkle (1967)	2	8.0

ASSISTS

Player	Gms	Total
Bert Bertelkamp (1977-80)	5	27
Johnny Darden (1976-79)	4	26
J.P. Prince (2008-10)	8	26
Dane Bradshaw (2006-07)	5	25
Tyrone Beaman (1981-83)	5	24

BLOCKS

Player	Gms	Total
Rashard Lee (1998-99)	3	9
Isiah Victor (1998-2001)	7	9
Major Wingate (2006)	2	8
Wayne Chism (2007-10)	11	7
Jordan McRae (2010-14)	5	6

STEALS

Player	Gms	Total
Chris Lofton (2006-08)	8	15
J.P. Prince (2008-10)	8	13
Tony Harris (1998-2001)	7	10
JaJuan Smith (2006-08)	8	10
Dane Bradshaw (2006-07)	5	8
Isiah Victor (1998-2001)	7	8
Gary Carter (1979-81)	6	8

GAMES AND WINS

Player	Gms	Wins
Wayne Chism (2007-10)	11	7
Brian Williams (2008-11)	9	5
J.P. Prince (2008-10)	8	5
Chris Lofton (2006-08)	8	5
JaJuan Smith (2006-08)	8	5
Dale Ellis (1980-83)	8	4
Steve Ray (1979-82)	8	4

TOP NCAA TOURNAMENT PERFORMANCES

NCAA Individual Scoring *(all 20-point performances)*

36	Ernie Grunfeld vs. VMI (3/13/76)
28	Reggie Johnson vs. Furman (3/6/80)
26	Josh Richardson vs. Mercer (3/23/14)
26	Jarnell Stokes vs. Massachusetts (3/21/14)
26	Ernie Grunfeld vs. Syracuse (3/13/77)
25	Chris Lofton vs. Long Beach State (3/16/07)
24	Jordan McRae vs. Michigan (3/28/14)
24	Chris Lofton vs. Ohio State (3/22/07)
24	JaJuan Smith vs. Long Beach State (3/16/07)
24	Michael Brooks vs. Virginia (3/14/82)
23	Brandon Wharton vs. Illinois State (3/12/98)
23	Dale Ellis vs. SW Louisiana (3/12/82)
23	Bernard King vs. Syracuse (3/13/77)
23	Ron Widby vs. Indiana (3/18/67)
22	Dyron Nix vs. West Virginia (3/16/89)
22	Dale Ellis vs. VCU (3/15/81)
22	Ramar Smith vs. Long Beach State (3/16/07)
21	Jordan McRae vs. Massachusetts (3/21/14)
21	Reggie Johnson vs. Maryland (3/8/80)
21	Gary Carter vs. Maryland (3/8/80)
20	Jordan McRae vs. Iowa (3/19/14)
20	Chris Lofton vs. Virginia (3/18/07)
20	Chris Lofton vs. Wichita State (3/18/06)
20	C.J. Watson vs. Wichita State (3/18/06)
20	Dale Ellis vs. Marquette (3/18/83)
20	Reggie Johnson vs. Eastern Kentucky (3/9/79)
20	Ron Widby vs. Dayton (3/17/67)

NCAA Individual Rebounding *(all 10-rebound performances)*

18	Jarnell Stokes vs. Mercer (3/23/14)
14	Jarnell Stokes vs. Massachusetts (3/21/14)
14	Isiah Victor vs. Delaware (3/12/99)
14	Reggie Johnson vs. Furman (3/6/80)
13	Jarnell Stokes vs. Iowa (3/19/14)
12	Ernie Grunfeld vs. Syracuse (3/13/77)
12	Bernard King vs. Syracuse (3/13/77)
11	Jeronne Maymon vs. Massachusetts (3/21/14)
11	Duke Crews vs. Long Beach State (3/16/07)
11	Andre Patterson vs. Winthrop (3/16/06)
11	Rashard Lee vs. Illinois State (3/12/98)
11	Gary Carter vs. Eastern Kentucky (3/9/79)
10	JaJuan Smith vs. Wichita State (3/18/06)
10	Vincent Yarbrough vs. Charlotte (3/16/01)
10	Doug Roth vs. West Virginia (3/10/89)
10	Reggie Johnson vs. Syracuse (3/13/77)

NCAA Individual Assists *(all 10-assist performances)*

16	Bert Bertelkamp vs. Maryland (3/8/80)
12	Johnny Darden vs. Syracuse (3/13/77)
11	Dane Bradshaw vs. Long Beach State (3/16/07)

NCAA Individual Blocks *(all five-block performances)*

5	Major Wingate vs. Wichita State (3/18/06)
---	---

NCAA INFRACTIONS REPORT: FAQ

Why did The University of Tennessee have to appear before the NCAA Committee on Infractions?

After an extensive NCAA investigation, it was determined that representatives of Tennessee's football and men's basketball programs had violated NCAA bylaws. After being presented with the NCAA's official Notice of Allegations in the spring of 2011, Tennessee officials were required to respond during an in-person hearing before the Committee on Infractions in June 2011.

Did members of the current Tennessee men's basketball coaching staff violate NCAA bylaws?

No. It is important to note that all of the violations occurred under previous coaching staffs. The violations, which the University admitted in its response to the Notice of Allegations, included secondary violations in the football program and multiple major violations in the men's basketball program related to impermissible phone calls by a former coaching staff, impermissible off-campus contacts by a former coaching staff, and an institutional failure to monitor the men's basketball program related to impermissible phone calls. A former head men's basketball coach was cited for unethical conduct and failure to monitor and promote an atmosphere for compliance, while three former assistant men's basketball coaches were charged with failure to cooperate and act with honesty and sportsmanship.

What are the penalties that have been imposed on the Tennessee men's basketball program?

Tennessee chose to self-impose penalties on its football and men's basketball programs. The self-imposed penalties related to men's basketball include a two-year probationary period for the athletic department as a whole (which began August 24, 2011) and a restriction on providing any occasional off-campus meals by the men's basketball staff during the 2011-12 academic year.

The University had also implemented penalties on a previous men's basketball coaching staff, including salary reductions and significant restrictions on off-campus recruiting.

The NCAA accepted all of Tennessee's self-imposed penalties and commended the cooperation of the University.

Did the Tennessee men's basketball program lose any scholarships or receive a postseason ban?

No. Tennessee has all 13 of the allowable scholarships for men's basketball, and it is eligible for all postseason events, including the NCAA Tournament.

Is there anything else I should know about the NCAA infractions process as it relates to Tennessee?

It is worth noting that the NCAA commended Tennessee's institutional cooperation throughout the process. All individuals associated with the men's basketball program who were found to have violated NCAA bylaws are no longer associated with the program (in fact, the responsible parties are now two staffs removed). The University and men's basketball program are moving forward under the guidance of head coach Donnie Tyndall and his staff.



1967 NCAA Midwest Region — Regional Semifinal

Tennessee (21-6)	52
Dayton (23-5)	53

March 17, 1967 • McGaw Hall • Evanston, Ill.

A cold-shooting first half was too much for Tennessee to overcome as the Volunteers fell 53-52 to Dayton in their first NCAA Tournament appearance.

Tennessee trailed 36-25 at the break as Dayton hit 58 percent from the field compared to the Vols' 23 percent. Tennessee hit only seven buckets in 31 attempts. Tennessee fought back, though, and whittled the lead down to 50-48 with 8:01 left on the clock when both teams started holding the ball.

The Vols had possession of the ball and were looking for the perfect shot to tie the game, but Tom Boerwinkle was called for walking, and Dayton took over possession.

Tennessee regained possession when Billy Hann came up with a steal with 3:10 remaining. Bill Justus then knotted the score at 50 when he hit a jumper with just over two minutes left in the game.

Dayton then held the ball looking for a game winning shot. The Vols forced the issue with 24 seconds remaining and fouled Bobby Joe Hooper. Hooper was good on one of his free throw attempts giving the Vols a chance for the final shot and the win.

The man picked to take the shot was Ron Widby, who had hit the game-winning shot against Mississippi State in the Vols' regular season finale to clinch the SEC championship.

But Widby's jumper from 20-feet was off the mark, and Dayton eventually regained possession. Two free throws later, the Flyers led 53-50. Widby hit an uncontested lay-up at the buzzer to finish the scoring.

"Somebody has to take the last shot," Widby said. "I never mind the pressure. I thought the ball was going in."

The Vols held All-America Don May, who came into the game averaging 22 points, to nine points on 2-of-10 shooting, but the guard duo of Hooper and Gene Klaus led the Flyers with 14 and 12, respectively. They shot a combined 11-of-14 from the field.

"We did a fine defensive job on May, but got beat by the outside shooting of their guards," UT head coach Ray Mears said. "They surprised us. We just didn't think they could shoot so well from long range."

Widby finished with a game-high 20 points to pace four Vols in double figures.

NOTES: Dayton advanced to the national championship game before falling 79-64 to UCLA ... The Vols won the SEC championship with a 15-3 record.

VISITORS: Tennessee 21-6

	FG	FT	REBS	PF	TP
15 Ron Widby f	7-20	6-7	4	2	20
20 Tom Hendrix f	5-11	0-0	1	2	10
34 Tom Boerwinkle c	4-7	2-3	9	5	10
42 Bill Justus g	4-9	2-3	5	2	10
14 Bill Hann g	0-4	1-1	2	0	1
24 Wes Coffman	0-0	0-0	0	0	0
50 David Bell	0-1	1-2	2	0	1
Team			4		
Totals	20-52	12-16	27	11	52

TOTAL FG% Game: 38.5%
F Throw% Game: 75.0%

HOME TEAM: Dayton 23-5

	FG	FT	REBS	PF	TP
33 Dan Sadlier f	4-4	2-2	1	4	10
21 Donald May f	2-10	5-5	14	2	9
31 Dan Obrovac c	1-2	1-2	4	2	3
14 Gene Klaus g	5-7	2-2	0	0	12
42 Bobby Joe Hooper g	6-7	2-2	2	0	14
22 Rudy Waterman	2-3	0-0	0	0	4
43 Glinder Torain	0-2	1-1	3	2	1
Team			1		
Totals	24-35	13-14	25	10	53

TOTAL FG% Game: 57.1%
F Throw% Game: 92.9%

Officials: Phil Fox, Mike Ditimasio
Technical fouls: None
Attendance: N/A

Score by Periods	1st	2nd	Total
Tennessee	25	27	52
Dayton	36	17	53

1967 NCAA Midwest Region — Regional Consolation

Indiana (18-8)	51
Tennessee (21-7)	44

March 18, 1967 • McGaw Hall • Evanston, Ill.

Tennessee struggled from the field in a 51-44 defeat at the hands of Indiana in an NCAA Tournament regional consolation game.

The Vols stayed close throughout the game and had as much as a three-point lead in the second half, but eventually faltered down the stretch. Tennessee connected on 14-of-46 shots from the field for 30.7 percent. Indiana did not fair much better at 37.2 percent, but dominated the boards 43 to 27.

A short jumper from Ron Widby gave the Vols an 18-16 lead with just over five minutes left in the first half. Indiana then went into a stall in attempt to take the last shot of the half. They eventually got a bucket from Bill Joyner to tie the score. Tennessee failed to score on its next possession, and Vernon Payne gave the Hoosiers a 20-18 lead. Bill Justus hit a jumper at the halftime buzzer to pull the Vols even.

Justus hit two free throws in the opening minutes of the second half to give the Vols a 27-24 advantage, but Indiana outscored the Vols 21-11 to open up a 45-38 lead.

Justus and Widby hit back-to-back buckets for the Vols to cut the lead to three, but Russell and Jack Johnson hit two free throws each to put the game out of reach.

The game was physical from the start which did not suit the playing style of Tennessee.

"We played as hard as we could under the conditions," Tennessee coach Ray Mears said. "They are taking the finesse out of the game when they depend on brute strength. We were not real sharp, but there were a lot of bumps and bruises out there."

NOTES: Indiana coach Lou Watson signed a scholarship with Tennessee coach John Mauer in 1946, but eventually played at Indiana ... Widby was named to the All-Tournament Team ... Widby scored 619 points during the 1966-67 season which was the most ever by a Vol ... Widby surpassed the mark of 522 points set by Carl Widseth during the 1955-56 season ... Widby averaged 22.1 points per game, which was tops in the SEC ... Indiana was the Big Ten champion.

VISITORS: Indiana 18-8

	FG	FT	REBS	PF	TP	TO
34 Harry Joyner f	5-10	0-2	8	3	10	
33 Ken Johnson f	2-7	5-5	7	4	9	
31 William DeHeer c	4-8	5-8	16	3	13	
23 Vernon Payne g	2-6	4-5	2	3	8	
22 William Russell g	3-11	4-4	5	2	10	
44 Earl Schneider	0-0	0-0	0	1	0	
24 Vernon Pfaff	0-1	1-1	1	1	1	
Team			4			
Totals	16-43	19-25	43	17	51	15

TOTAL FG% Game: 37.2%
F Throw% Game: 76.0%

HOME TEAM: Tennessee 21-7

	FG	FT	REBS	PF	TP	TO
53 Ron Widby f	8-19	7-9	9	4	23	
21 Tom Hendrix f	2-7	0-2	1	5	4	
34 Tom Boerwinkle c	1-5	0-1	7	4	2	
43 Bill Justus g	3-12	7-7	4	2	13	
15 Bill Hann g	0-1	2-2	1	0	2	
25 Wes Coffman	0-1	0-0	0	1	0	
55 David Bell	0-1	0-0	0	1	0	
Team			5			
Totals	14-46	16-21	27	17	44	10

TOTAL FG% Game: 30.4%
F Throw% Game: 76.2%

Officials: Bill Fidgeon, Phil Fox
Technical fouls: None
Attendance: 7,419

Score by Periods	1st	2nd	Total
Indiana	21	30	51
Tennessee	21	23	44

1976 NCAA East Region — First Round

Tennessee (21-6) **75**
VMI (21-9) **81**
March 13, 1976 • Charlotte Coliseum • Charlotte, N.C.

VMI placed five players in double figures and shot a sizzling 66 percent from the field to upset the Volunteers 81-75 in the opening round of the NCAA Tournament.

The "Bernie" was missing from "The Ernie and Bernie Show" in this game, as Bernard King was out of action with an injured left thumb. Ernie Grunfeld held up his end of the show as he poured in 36 points and grabbed eight rebounds.

"I'm not embarrassed that we lost to VMI," Grunfeld said. "I'm never embarrassed if we try, and we tried hard. We just didn't get enough done. We can't let them shoot like that and expect to win."

Grunfeld scored 12 straight points for Tennessee to close the first half, and the Vols had as much as a six-point lead during that stretch.

The scored stood tied at 60 with 5:42 left in the game when the Keydets reeled off eight unanswered points. Tennessee had three shots blocked during that stretch, and Dave Montgomery scored six of the eight points for VMI. Two free throws from Austin Clarke pulled the Vols to within 70-67 with 2:08 remaining, but the Vols could get no closer.

Tennessee coach Ray Mears made a move at halftime in hopes to give the Vols an emotional lift as King dressed out.

"We let him dress out to see if it would give us a mental lift," Mears said. "I wasn't about to play him. We were not going to risk his future. Most of you don't realize how much he means to us. We were just hoping to get through this first game."

Will Bynum led the Keydets with 20 points, followed by 19 from Ron Carter. John Krovic added 17, Curt Reppart tossed in 11, and Montgomery finished with 10.

Mike Jackson was the only other Vol in double figures with 14 points.

NOTES: VMI lost 91-75 to Rutgers in the Regional Semifinals.

VISITORS: Tennessee 21-6

	FG	FT	REBS	PF	TP	A	TO	Bl	St	Min
22 Ernie Grunfeld f	13-23	10-13	8	3	36	0	5	0	3	40
25 Mike Jackson f	5-13	4-5	1	5	14	0	4	0	1	39
43 Doug Ashworth c	3-6	0-0	3	2	6	2	1	0	3	31
34 Austin Clark g	3-9	3-3	8	5	9	3	0	1	1	39
10 Johnny Darden g	4-8	0-0	1	2	8	6	1	0	3	40
30 Terry Crosby	0-2	0-2	1	3	0	0	1	0	1	10
41 Mike Smithson	1-1	0-0	1	0	2	0	0	0	0	1
TEAM			2							
Totals	29-62	17-23	25	20	75	11	13	0	12	200

TOTAL FG% 1st Half: 13-27 48.1% 2nd Half: 16-35 45.7% Game: 46.8%
 F Throw% 1st Half: 12-17 70.6% 2nd Half: 5-6 83.3% Game: 73.9%

HOME TEAM: VMI 21-9

	FG	FT	REBS	PF	TP	A	TO	Bl	St	Min
13 Ron Carter f	8-11	3-6	14	4	19	5	6	2	1	39
20 Chris Reppart f	5-7	1-3	1	2	11	5	5	0	1	39
22 John Krovic c	6-9	5-5	2	0	17	5	1	0	0	37
30 Will Bynum g	8-14	4-4	4	4	20	0	2	0	1	33
45 David Montgomery g	4-5	2-4	6	4	10	0	1	1	2	37
42 George Borojevich	2-4	0-0	5	3	4	0	3	0	0	19
40 Kelly Lombard	0-0	0-0	0	1	0	2	0	0	0	1
52 Pat Kelley	0-0	0-0	0	1	0	0	2	0	0	1
TEAM			0							
Totals	33-50	15-22	32	19	81	15	22	3	5	200

TOTAL FG% 1st Half: 18-27 66.7% 2nd Half: 15-23 65.2% Game: 66.0%
 F Throw% 1st Half: 1-3 33.3% 2nd Half: 14-19 73.7% Game: 68.2%

Officials: Robert Korte, Jim Bain
 Technical fouls: Tennessee: Bench, Darden; VMI: Bench
 Attendance: 11,666

Score by Periods	1st	2nd	Total
Tennessee	38	37	75
VMI	37	44	81

1977 NCAA Mideast Region — First Round

Tennessee (22-6) **88**
Syracuse (26-3) **OT 93**
March 13, 1977 • Assembly Center • Baton Rouge, La.

Syracuse posted a 93-88 overtime victory to put an end to the famed "Ernie and Bernie Show" at Tennessee.

Things looked good early for Tennessee as the Vols raced out to a 20-10 lead against a pressing Syracuse defense. But the Orangemen regained their composure and eventually tied the score at 32 with just under five minutes left in the first half.

Tennessee held strong, though, and an Ernie Grunfeld jumper put the Vols up eight at 47-39 with 17:51 left in the second half. Syracuse then staged a 14-2 run over the next five minutes to take a 53-49 advantage.

Syracuse held a 78-74 lead with 1:31 left in the second half, but Reggie Johnson hit a short jumper and converted two free throws to tie the game. Larry Kelley's shot at the end of regulation could have won the game for the Orangemen, but it was off the mark.

A Ross Kindel steal and layup gave Syracuse an 86-80 lead with 2:03 left in overtime. Syracuse then hit 7-of-9 free throws in the final minute of overtime to seal the victory.

"We didn't score when we needed to score," Tennessee coach Ray Mears said. "The break worked well early then went dry. Our game is based on King, Grunfeld and Jackson playing 40 minutes each. Maybe that is a fallacy. If you live by that idea, you die by it."

It certainly hurt the Vols as Grunfeld, Bernard King and Mike Jackson all watched the end of the game from the bench. Not helping matters were the 26 turnovers the Vols committed.

Grunfeld led the Vols with 26 points and 12 rebounds, King tossed in 23 and also grabbed 12 rebounds. Reggie Johnson added 17 points and 10 boards.

"I hope what happened against Syracuse won't wash out the things we've done all year," King said. "It was a great year for me and the team."

NOTES: The 22 wins by the Vols set a school record at that time ... Tennessee won a share of the SEC championship along with Kentucky ... Syracuse was led by first-year head coach Jim Boehem ... Syracuse lost 81-59 to UNC Charlotte in the Regional Semifinals to finish its season 26-4.

VISITORS: Tennessee 22-6

	FG	FT	REBS	PF	TP	A	TO	Bl	St	Min
22 Ernie Grunfeld f	10-16	6-11	12	5	26	4	6	0	1	44
53 Bernard King f	8-19	7-8	12	5	23	2	9	0	0	38
32 Reggie Johnson c	6-12	5-5	10	4	17	0	1	2	0	36
24 Johnny Darden g	3-8	0-0	1	1	6	12	6	0	1	41
25 Mike Jackson g	6-13	0-0	5	12	5	1	0	0	0	30
30 Terry Crosby	0-4	0-0	3	2	0	4	3	0	0	15
33 Chuck Threats	0-0	0-0	2	1	0	0	0	0	0	16
10 Bert Bertelkamp	2-3	0-0	0	3	4	0	0	0	0	5
TEAM			1							
Totals	35-75	18-24	44	27	88	27	26	3	2	225

TOTAL FG% 1st Half: 16-33 48.4% 2nd Half: 19-42 45.0% Game: 46.6%
 F Throw% 1st Half: 6-7 85.7% 2nd Half: 12-17 71.0% Game: 75.0%

HOME TEAM: Syracuse 26-3

	FG	FT	REBS	PF	TP	A	TO	Bl	St	Min
33 Dale Shackelford f	3-4	1-5	9	4	7	4	4	0	2	29
44 Marty Byrnes f	4-9	7-7	11	2	15	1	3	2	0	41
50 Roosevelt Bouie c	3-8	2-2	4	5	8	0	3	2	0	25
11 Larry Kelley g	9-15	4-4	2	1	22	3	4	0	0	37
22 James Williams g	7-13	2-2	1	2	16	7	5	0	0	27
20 Ross Kindel	5-9	2-3	2	2	12	3	3	0	2	26
55 Louis Orr	2-6	2-4	9	5	6	3	3	1	0	28
35 Bill Drew	2-4	3-4	2	1	7	2	0	0	0	10
53 Robert Parker	0-0	0-0	0	1	0	0	0	0	0	2
TEAM			1				2			
Totals	35-69	23-32	42	23	93	23	25	5	4	225

TOTAL FG% 1st Half: 14-37 37.8% 2nd Half: 21-32 66.0% Game: 50.7%
 F Throw% 1st Half: 7-10 70.0% 2nd Half: 16-23 73.0% Game: 71.9%

Officials: Burch, Richard
 Technical fouls: None
 Attendance: 5,965

Score by Periods	1st	2nd	OT	Total
Tennessee	38	40	10	88
Syracuse	35	43	15	93

1979 NCAA Mideast Region — First Round

#9	Eastern Kentucky (21-8)	81
#8	Tennessee (21-11)	97

March 9, 1979 • Murphy Athletic Center • Murfreesboro, Tenn.

Tennessee turned an early 10-point deficit into a 44-38 halftime lead and eventually logged a 97-81 victory over the Colonels. This was Tennessee's first-ever win in the NCAA Tournament.

The Vols fell behind 15-5 in the first five minutes of the game before finally getting things on track. Gary Carter made three consecutive field goals to spark a Tennessee rally and pull the Vols within 16-13. Johnny Darden then hit a long jumper, and the Vols had the Colonel lead to one.

Eastern Kentucky regained its composure and had the lead back out to 30-26 with 4:44 left in the first half.

Terry Crosby then reeled off three consecutive buckets for the Vols, and Tennessee held a 32-30 advantage with just under four minutes left in the half.

"This game was won in the final eight minutes of the first half," Tennessee coach Don DeVoe said. "By getting the ball to Terry Crosby, we were able to turn it around. We played poorly in the first 10 minutes but our kids snapped out of it."

The game was still close five minutes into the second half, but Tennessee went on an 18-6 run to turn a 54-50 lead into a 72-56 advantage with 8:21 left in the game.

"We were too psyched up at the beginning," Reggie Johnson said. "That was a terrible start. We had to come down from our high before we could play."

Johnson led the Vols with 20 points and nine rebounds. Carter added 18 points with a game-high 11 rebounds. Crosby finished the game with 19 points.

James Tillman led Eastern Kentucky with 21 points. He was one of five Colonels in double figures as Dave Tierney netted 13, Bruce Jones had 12, and Vic Merchant and Kenney added 11 each.

NOTES: Eastern Kentucky was the Ohio Valley Conference champion.

VISITORS: Eastern Kentucky 21-8

	FG	FT	REBS	PF	TP	A	TO	Bl	St	Min	
05 James Tillman	f	7-17	7-8	8	3	21	0	4	0	0	40
22 Vic Merchant	f	4-10	3-5	6	4	11	1	2	0	1	33
35 DaveBootchek	c	1-2	0-0	3	5	2	0	0	1	0	10
10 Kenny Elliott	g	5-12	1-2	2	0	11	3	2	1	0	34
11 Bruce Jones	g	6-19	0-1	2	2	12	9	8	0	2	33
12 Dave Tierney	g	6-9	1-2	4	3	13	1	0	1	0	16
20 Donnie Moore	1-2	1-1	2	0	3	0	0	0	0	0	3
33 Chris Williams	2-4	0-0	1	1	4	1	0	0	0	0	7
44 Dale Jenkins	2-5	0-0	9	5	4	1	1	0	1	0	24
TEAM			2								
Totals		34-80	13-19	39	23	81	16	17	2	5	200

TOTAL FG%	1st Half: 16-36 44.4%	2nd Half: 18-44 41.0%	Game: 42.5%
F Throw%	1st Half: 6-12 50.0%	2nd Half: 7-7 100.0%	Game: 68.4%

HOME TEAM: Tennessee 21-11

	FG	FT	REBS	PF	TP	A	TO	Bl	St	Min	
25 Terry Crosby	f	7-12	4-4	6	3	19	4	3	0	4	36
32 Reggie Johnson	f	6-14	8-12	9	4	20	3	0	0	0	27
44 Howard Wood	c	3-5	1-2	5	2	7	0	1	1	0	12
10 Bert Bertelkamp	g	1-1	0-0	1	3	2	3	2	0	1	14
30 Gary Carter	g	7-13	4-4	11	1	18	4	2	0	1	37
14 Terry Glenn	1-2	0-0	1	1	2	0	0	0	0	0	3
20 Mike Stapleton	0-0	0-0	2	1	0	0	2	0	0	0	3
21 James Meriweather	1-2	0-0	1	0	2	0	0	0	0	0	3
23 Kenne Tefetteller	0-0	2-2	0	0	0	0	1	0	0	0	4
24 Johnny Darden	3-5	2-2	3	1	8	6	2	0	2	2	23
31 Chuck Threeths	5-9	1-2	8	2	11	0	3	0	0	0	24
43 Kevin Nash	2-4	1-2	3	0	5	0	2	0	0	0	10
53 Steve Ray	0-1	1-2	0	0	1	0	0	0	0	0	4
TEAM			3								
Totals		36-68	25-33	53	18	97	19	21	1	8	200

TOTAL FG%	1st Half: 16-33 48.4%	2nd Half: 20-35 57.1%	Game: 52.9%
F Throw%	1st Half: 12-15 80.0%	2nd Half: 13-18 72.2%	Game: 75.7%

Officials: Paul Houseman, Rich Ballesteros, Dan Nicksich

Technical fouls: None
Attendance: 10,982

Score by Periods	1st	2nd	Total
Eastern Kentucky	38	44	81
Tennessee	44	53	97

1979 NCAA Mideast Region — Second Round

#1	Notre Dame (23-5)	73
#8	Tennessee (21-12)	67

March 11, 1979 • Murphy Athletic Center • Murfreesboro, Tenn.

Notre Dame outscored the Vols 14-4 to open the second half to turn a 32-32 halftime tie into a 46-36 lead. Tennessee got no closer than five points the rest of the game and fell 73-67 to the Irish.

"It was one of our poorest games in terms of poise and concentration," Tennessee coach Don DeVoe said. "We hustled and worked the boards hard in the first half, but Notre Dame made us play as if we were scared in the first two minutes of the second half."

Notre Dame opened the second half with a full-court press, forcing four Tennessee turnovers in the first 2:05 of the half.

"We noted that Tennessee made 21 turnovers against Eastern Kentucky, so our staff decided to go right after them with the press," Notre Dame coach Digger Phelps said. "We played it loosely at the start then went to a closer press with a quick-trap. That forced some turnovers and gave us some breathing room."

Both Terry Crosby and Reggie Johnson had poor games shooting the ball for the Vols. They combined to hit 7-of-21 field goal attempts. Johnson also missed five of his 10 free-throw attempts.

"Neither Terry Crosby and Reggie Johnson had a good offensive game," DeVoe said. "When that happens, we have problems."

Johnson finished with 13 points, eight below his season average. Gary Carter led the Vols with 16 points. Chuck Threeths added 10 points and eight rebounds.

"I was taking normal shots, but there was a lid on the basket," Crosby said. "Almost any night we play, Reggie and I have to have good games offensively for us to win. Neither of us scored as we must to win."

NOTES: Tennessee had won nine consecutive games before losing to the Irish, including two games in the SEC Tournament on its way to the tournament title ... Notre Dame lost 80-68 to Michigan State in the Regional Finals ... 1979 was the first year tournament seeding was used.

VISITORS: Notre Dame 23-5

	FG	FT	REBS	PF	TP	A	TO	Bl	St	Min	
44 Kelly Tripucka	f	6-7	9-10	3	2	21	0	0	0	0	29
32 Orlando Woolridge	f	4-7	0-1	6	4	8	0	1	0	3	28
34 Bruce Flowers	c	3-4	0-0	4	5	6	0	2	1	1	17
12 Rich Branning	g	3-9	0-0	1	3	6	1	2	0	0	20
42 Bill Hanzlik	g	6-10	4-4	1	4	16	0	1	1	2	28
15 Mike Mitchell	0-1	0-0	0	1	0	0	1	0	0	0	4
24 Stan Wilcox	0-0	0-0	0	2	0	1	1	0	0	0	6
30 Tracy Jackson	1-8	2-6	2	0	4	0	1	0	0	0	23
52 Bill Laimbeer	2-3	8-11	12	3	12	0	2	1	0	0	29
TEAM			4								
Totals		25-49	23-32	33	24	73	2	11	3	7	200

TOTAL FG%	1st Half: 14-27 51.9%	2nd Half: 11-22 50.0%	Game: 51.0%
F Throw%	1st Half: 4-5 80.0%	2nd Half: 19-27 70.4%	Game: 71.9%

HOME TEAM: Tennessee 21-12

	FG	FT	REBS	PF	TP	A	TO	Bl	St	Min	
25 Terry Crosby	f	3-10	2-2	5	2	8	2	0	0	1	39
32 Reggie Johnson	f	4-11	5-10	5	5	13	0	2	0	0	26
44 Howard Wood	c	4-7	0-0	7	3	8	0	3	0	0	15
10 Bert Bertelkamp	g	0-1	0-0	0	2	0	0	0	0	0	7
30 Gary Carter	g	7-16	2-3	7	5	16	4	4	2	38	
23 Kenne Tefetteller	0-0	0-0	0	0	0	0	0	0	0	0	1
24 Johnny Darden	4-6	2-4	2	4	10	2	3	0	1	34	
31 Chuck Threeths	4-8	2-4	8	2	10	0	2	0	0	29	
43 Kevin Nash	0-1	2-2	0	5	2	0	2	0	1	7	
53 Steve Ray	0-0	0-0	1	1	0	0	0	0	0	0	3
TEAM			9								
Totals		26-60	15-25	44	29	67	4	16	0	5	200

TOTAL FG%	1st Half: 14-23 60.9%	2nd Half: 12-34 64.7%	Game: 63.2%
F Throw%	1st Half: 4-7 57.1%	2nd Half: 10-18 55.6%	Game: 56.0%

Officials: N/A
Technical fouls: N/A
Attendance: 10,982

Score by Periods	1st	2nd	Total
Notre Dame	32	41	73
Tennessee	32	35	67

OUTLOOK

PLAYERS

STAFF

REVIEW

RESULTS

RECORDS

HONORS

POSTSEASON

VOLTMANAC

MEDIA INFO



1980 NCAA East Region — First Round

#10	Furman (23-7)	69
#7	Tennessee (18-10)	80

March 6, 1980 • Greensboro Coliseum • Greensboro, N.C.

A change in the starting lineup proved fruitful for the Vols as they posted an 80-69 victory over the Palladians.

The Vols inserted Steve Ray and Chuck Threeths in the starting lineup for Dale Ellis and Kevin Nash, respectively. The change was made so the Vols could use their quickness against Furman's man-to-man defense. The strategy worked.

Tennessee was able to get the fastbreak going early with the lineup change and jumped out to a quick 8-2 lead. Furman rallied, though, with a 13-4 scoring spree to hold a 15-12 advantage with 13:08 remaining in the first half.

But two baskets by Howard Wood, a layup from Nash and two free throws from Reggie Johnson gave the Vols a 20-15 lead with just under 10 minutes left in the half. It was all Tennessee from there on out.

"The way we came out and clicked and got our open shots to drop made all the difference in the world," Nash said. "It gave us the feeling we weren't going to lose."

Adding to Furman's woes was a poor performance from the free-throw line. Furman's starters entered the game shooting better than 70 percent from the line. Furman hit only 17-of-32 free throws for 53 percent.

"We missed a potential 13 points at the line in the first half, and that was the difference in the game," Furman coach Eddie Holbrook said. "Almost everything that went wrong in this game goes back to the free throws. Once we got behind, we got out of what we wanted to do."

Tennessee held a 40-29 lead at the halftime break, and Furman trimmed it down to 49-41. But three straight baskets by Wood capped a 9-2 run that broke the game open. Tennessee led by as many as 21 points in the second half.

Wood was one of three Vols in double figures with 19 points. Reggie Johnson had a game-high 28 points along with 14 rebounds. Jonathan Moore led Furman with 22 points and 17 rebounds.

NOTES: Future Vol assistant coach Michael Hunt (1994-97) was on the Furman team ... Furman's berth in the NCAA Tournament came via its Southern Conference championship.

VISITORS: Furman 23-7

	FG	FT	REBS	PF	TP	A	TO	Bl	St	Min	
55 Ronald White	f	3-7	2-5	0	0	8	0	1	1	0	24
42 Rick McKinney	f	3-6	5-8	6	1	11	0	3	0	0	26
25 Jonathan Moore	c	9-14	4-8	17	3	22	1	3	1	1	30
20 Mel Daniel	g	6-9	3-5	1	4	15	4	4	0	2	30
22 Michael Hunt	g	2-6	0-1	1	3	4	1	5	0	0	30
35 Reggie Small	1-3	0-0	2	1	2	0	0	0	0	0	14
31 Dale Crowe	0-2	2-2	0	3	2	3	1	0	0	0	13
24 Tobe Jackson	1-5	0-0	3	0	2	2	0	0	0	0	7
51 Randy Butler	0-1	0-0	0	3	0	0	2	0	0	0	7
44 William Hanks	1-3	1-3	0	0	3	0	0	0	0	0	9
Team			5								
Totals	26-56	17-32	35	18	69	11	19	3	3	200	

TOTAL FG% 1st Half: 11-25 44.0% 2nd Half: 15-33 48.4% Game: 46.4%
F Throw% 1st Half: 7-16 43.8% 2nd Half: 10-16 62.5% Game: 53.1%

HOME TEAM: Tennessee 18-10

	FG	FT	REBS	PF	TP	A	TO	Bl	St	Min	
52 Reggie Johnson	f	13-19	2-2	14	2	28	3	4	3	1	37
53 Steve Ray	f	0-3	0-0	2	5	0	1	0	1	1	28
31 Chuck Threeths	c	1-3	0-0	5	3	2	1	2	0	0	10
30 Gary Carter	g	6-8	1-2	6	4	13	6	4	0	1	34
10 Bert Bertelkamp	g	1-5	1-3	1	5	3	8	1	0	2	19
41 Dale Ellis	1-6	0-0	3	0	2	0	0	0	0	0	14
44 Howard Wood	9-11	1-2	5	3	19	1	2	0	0	0	25
43 Kevin Nash	3-7	0-2	8	4	6	0	0	0	0	0	8
15 Ralph Parton	2-5	3-5	1	3	7	4	3	0	0	1	19
24 Michael Poole	0-2	0-0	1	0	0	2	0	0	0	0	5
34 Anthony Love	0-0	0-0	0	0	0	0	0	0	0	0	1
Team			1								
Totals	36-69	8-16	47	29	80	26	16	4	6	200	

TOTAL FG% 1st Half: 19-43 44.2% 2nd Half: 17-26 65.4% Game: 50.7%
F Throw% 1st Half: 2-4 50.0% 2nd Half: 6-12 50.0% Game: 50.0%

Officials: Turner, Watson, Ballesteros
Technical fouls: Tennessee: Don DeVoe
Attendance: 6,865

Score by Periods	1st	2nd	Total
Furman	29	40	69
Tennessee	40	40	80

1980 NCAA East Region — Second Round

#7	Tennessee (18-11)	75
#2	Maryland (24-6)	86

March 8, 1980 • Greensboro Coliseum • Greensboro, N.C.

Foul trouble for Reggie Johnson spelled doom for Tennessee, as Maryland posted an 86-75 victory over Tennessee.

"When you have a team that relies on one man to score and he gets in foul trouble, your team is in serious trouble," Tennessee coach Don DeVoe said. "When Reggie doesn't play, you don't win."

Tennessee was rolling in the first half, and Johnson was nearly unstoppable. He scored 17 points in the game's first 14 minutes to help Tennessee to a 29-18 lead. Johnson picked up his second foul of the game with just under three minutes left in the first half, but Tennessee still held a 40-32 advantage at the break.

Johnson scored two buckets in the opening minutes of the second half, and the Vols led 46-39 with 16:23 left in the game. Then, in a matter of 10 seconds, Johnson got whistled for his third and fourth fouls and went to the bench with 15:06 left in the game. He didn't score again.

"I guarantee we got the short end of the officiating in the second half," DeVoe said. "You don't win in the tournament play when you get the short end. The two fouls on Johnson were the turning point."

Greg Manning pulled the Terrapins even at 50 with a rebound basket at the 13:26 mark in the second half. Maryland eventually pulled out to a 70-62 lead, but the Vols rallied back and pulled within 78-75 on a short jumper from Howard Wood with 45 seconds remaining. Manning then had back-to-back three-point plays for Maryland to squelch any Vol hopes for a victory.

Gary Carter also had 21 points for the Vols along with eight rebounds. Bert Bertelkamp dished out a career-high 16 assists against only two turnovers in 39 minutes of action.

Manning led Maryland with 28 points to pace four Terrapins in double figures. Albert King added 20, Buck Williams 19 and Ernest Graham 14. Maryland also shot a hot 63.2 percent from the field compared to 47 percent for Tennessee.

NOTES: Maryland's Albert King is the brother of former Vol All-America Bernard King ... Maryland lost in the Regional Semifinals 74-68 to Georgetown.

VISITORS: Tennessee 18-11

	FG	FT	REBS	PF	TP	A	TO	Bl	St	Min	
32 Reggie Johnson	f	10-17	1-1	4	5	21	0	1	0	0	25
53 Steve Ray	f	0-3	0-0	2	3	0	1	0	0	0	17
31 Chuck Threeths	c	0-2	0-0	5	3	0	0	2	0	0	19
10 Bert Bertelkamp	g	3-8	2-2	2	5	8	16	2	0	0	39
30 Gary Carter	g	7-12	1-7	8	1	21	3	1	0	1	40
41 Dale Ellis	3-6	1-2	2	5	7	0	0	0	1	22	
43 Kevin Nash	2-4	2-2	3	2	6	0	0	0	0	11	
15 Ralph Parton	0-0	0-0	0	0	0	0	0	0	0	0	1
24 Michael Poole	0-1	0-0	0	1	0	0	0	0	0	0	1
44 Howard Wood	6-13	0-0	4	0	12	0	2	1	2	25	
Team			0								
Totals	31-66	13-14	30	25	75	20	9	1	4	200	

TOTAL FG% 1st Half: 16-32 50.0% 2nd Half: 15-34 44.1% Game: 47.0%
F Throw% 1st Half: 8-9 88.9% 2nd Half: 5-5 100.0% Game: 92.9%

HOME TEAM: Maryland 24-6

	FG	FT	REBS	PF	TP	A	TO	Bl	St	Min	
55 Albert King	f	10-16	0-0	6	2	20	3	6	0	1	40
25 Ernest Graham	f	5-8	4-7	9	3	14	5	3	0	0	39
52 Buck Williams	c	8-13	3-6	9	5	19	0	1	2	0	38
10 Greg Manning	g	11-15	3-7	3	0	28	3	1	0	1	39
15 Reggie Jackson	g	2-4	1-5	4	2	5	10	2	0	2	35
21 Dutch Morley	0-1	0-0	0	0	0	0	0	0	0	0	7
54 Taylor Baldwin	0-0	0-0	1	1	0	0	0	0	1	0	2
Team			4								
Totals	36-57	14-25	36	13	86	21	13	3	4	200	

TOTAL FG% 1st Half: 14-23 60.9% 2nd Half: 22-34 64.7% Game: 63.2%
F Throw% 1st Half: 4-7 57.1% 2nd Half: 10-18 55.6% Game: 56.0%

Officials: Pavia, Tate, Diber
Technical fouls: Maryland: Lefty Driesell; Tennessee: Don DeVoe
Attendance: 13,210

Score by Periods	1st	2nd	Total
Tennessee	40	35	75
Maryland	32	54	86

1981 NCAA East Region — Second Round

#5	VCU (24-5)	56
#4	Tennessee (21-7)	OT 58
<i>March 15, 1981 • Charlotte Coliseum • Charlotte, N.C.</i>		

Dale Ellis drilled a 15-footer just after the buzzer to lift Tennessee to a 58-56 overtime victory over Virginia Commonwealth.

"I just stood there after I shot that ball," Ellis said. "That was the greatest feeling to make that shot."

Ellis' shot was the only shot taken in the five-minute extra period. Virginia Commonwealth got the opening tip in overtime and stalled away the first half of the period. The Rams lost their chance at attempting a shot when Steve Ray forced Danny Kottak out-of-bounds.

Tennessee then held the ball the second half of overtime and called a timeout with 19 seconds remaining. Michael Brooks passed the ball over to Ellis with five seconds left, and the sophomore from Marietta, Ga., hit the game-winner. Ellis was not the Vols' first option to take the shot, though.

"The ball was supposed to come to me, and I was supposed to pass it to Howard (Wood) in the corner," Ellis said. "It was Howard that kept us in the game, and it's usually (him) who takes the final shot."

The play was the same play the Vols ran at the end of regulation in attempt to make the game-winner. But Ellis threw an ill-advised pass to Steve Ray, and the Vols lost their opportunity to win at the end of regulation.

Tennessee coach Don DeVoe told Ellis to go with the shot if the opportunity arose again. It did, and Ellis made good.

"I don't think there's been a bigger shot in Tennessee basketball in a long time than the one Dale Ellis made," DeVoe said. "We were able to make the play at the end because they gave us the opportunity by making a turnover."

Overtime initially looked unlikely, as Tennessee built a 14-point first-half lead and led 38-25 at the start of the second half on a dunk by Ellis. The Rams erased the last two points of the deficit with a bucket from Kottak with 2:24 left in regulation to put the score at 56-56, which eventually forced the overtime.

Ellis finished with 22 points, and Wood scored 18. Greg McRay led the Rams with 23 points on 10-of-14 shooting.

NOTES: Tennessee received a first-round bye ... Tennessee's victory ended Virginia Commonwealth's 16-game winning streak, which was the longest in the nation.

VISITORS: Virginia Commonwealth 24-5

	FG	FT	REBS	PF	TP	A	TO	Bl	St	Min	
21 Danny Kottak	f	5-7	0-0	2	3	10	2	4	0	1	43
54 Greg McCray	f	10-14	3-5	8	4	23	1	2	1	1	44
30 Kenny Stancell	c	0-3	1-3	5	2	1	0	2	2	1	43
10 Monty Knight	g	5-11	2-2	3	1	12	4	2	1	0	41
25 Edmund Sherod	g	4-8	2-2	5	1	10	3	2	0	0	45
44 Greg Shropshire	g	0-0	0-0	0	0	0	0	0	0	0	5
41 Don Jones	g	0-0	0-0	0	1	0	0	0	0	0	3
11 Stanley Davis	g	0-0	0-0	0	0	0	0	0	0	0	1
TEAM			2								
Totals		24-43	8-12	25	12	56	10	12	4	3	225

TOTAL FG% 1st Half: 10-20 50% 2nd Half: 14-23 60.9% Game: 55.8%
 F Throw% 1st Half: 5-8 62.5% 2nd Half: 3-4 75.0% Game: 66.7%

HOME TEAM: Tennessee 21-7

	FG	FT	REBS	PF	TP	A	TO	Bl	St	Min	
14 Dale Ellis	f	10-13	2-2	5	3	22	0	1	1	0	45
53 Steve Ray	f	0-4	0-0	3	3	0	1	0	0	0	29
44 Howard Wood	c	7-13	4-5	4	3	18	4	2	0	0	41
12 Ed Littleton	g	3-4	0-0	0	1	6	4	1	0	1	24
30 Gary Carter	g	5-11	0-0	5	1	10	5	2	0	3	45
21 Michael Brooks	g	0-2	0-0	1	1	0	3	2	0	0	37
40 Willie Burton	g	1-1	0-0	0	0	2	0	0	0	0	4
TEAM			1								
Totals		26-48	6-7	19	12	58	17	8	1	4	225

TOTAL FG% 1st Half: 16-26 61.5% 2nd Half: 8-22 36.4% Game: 54.2%
 F Throw% 1st Half: 4-4 100% 2nd Half: 2-3 66.7% Game: 85.7%

Officials: Burrell Crowell, Tom Frait, Robert Herrold
 Technical fouls: Tennessee: Ellis
 Attendance: 11,443

Score by Periods	1st	2nd	OT	Total
Virginia Commonwealth	25	31	0	56
Tennessee	36	20	2	58

1981 NCAA East Region — Regional Semifinal

#4	Tennessee (21-8)	48
#1	Virginia (27-3)	62
<i>March 19, 1981 • Charlotte Coliseum • Charlotte, N.C.</i>		

Virginia outscored Tennessee 27-4 over a 12-minute span in the second half en route to a 62-48 regional semifinal victory.

Tennessee stayed close in the first half but could never take the lead against the Ralph Sampson-led Cavaliers. The Cavaliers shot 61.5 percent from the field during the first 20 minutes, but could only manage a 27-26 lead at the break.

The Vols got things rolling early in the second half. Virginia made the first bucket of the half with a putback by Jeff Lamp. The Vols then outscored Virginia 10-2 over the next six minutes to take a 36-31 lead.

Lamp then scored six of the game's next eight points, with the other two coming from a jumper by Virginia's Othell Wilson. The Cavaliers led 39-36 with 1:14 left in the game and never looked back.

"We knew Lamp was their money player, but we didn't realize it on the floor today," Tennessee guard Michael Brooks said. "They had a great player who took control, made the great plays and got back and played defense. If he hadn't taken control at that point, they wouldn't have won."

Lamp scored a game-high 18 points. Jeff Jones and Lee Raker added 10 apiece for Virginia. Tennessee did slow down the All-America Sampson by holding him to a season-low nine points and five rebounds. He had only one point and one rebound in the second half.

The sagging defense to stop Sampson may have proved costly for the Vols. Sampson hit on only 4-of-13 shots, but the rest of the Cavaliers combined to hit 20-of-30 for 66.6 percent.

"You may take Ralph out of the offense, but you leave yourself vulnerable somewhere else," Virginia forward Terry Gates said. "Raker and Lamp have thrived off that."

NOTES: Virginia advanced to the Final Four before losing to North Carolina 78-65.

VISITORS: Tennessee 21-8

	FG	FT	REBS	PF	TP	A	TO	Bl	St	Min	
14 Dale Ellis	f	6-12	1-2	9	4	13	1	5	0	0	39
53 Steve Ray	f	2-4	0-0	0	1	4	1	1	0	0	33
44 Howard Wood	c	4-9	0-0	4	1	8	2	3	0	3	39
12 Ed Littleton	g	2-3	0-0	0	3	4	2	1	0	0	13
30 Gary Carter	g	4-9	1-2	4	4	9	2	0	0	0	39
21 Michael Brooks	g	3-8	0-0	1	2	6	6	3	0	2	27
10 Tyrone Beaman	g	2-2	0-0	0	3	4	2	0	0	0	7
33 Dan Federmann	g	0-0	0-0	0	0	0	0	0	0	0	1
34 Anthony Love	g	0-0	0-0	0	0	0	1	0	0	0	1
40 Willie Burton	g	0-1	0-0	0	0	0	0	0	1	0	1
TEAM			1								
Totals		23-48	2-4	19	18	48	17	13	1	5	200

TOTAL FG% 1st Half: 12-21 57.1% 2nd Half: 11-27 40.7% Game: 47.9%
 F Throw% 1st Half: 2-4 50.0% 2nd Half: 0-0 0% Game: 50.0%

HOME TEAM: Virginia 27-3

	FG	FT	REBS	PF	TP	A	TO	Bl	St	Min	
03 Jeff Lamp	f	8-11	2-2	5	0	18	2	1	0	0	36
44 Terry Gates	f	2-2	0-0	4	1	4	1	0	0	1	32
50 Ralph Sampson	c	4-13	1-2	5	1	9	1	3	4	1	34
11 Othell Wilson	g	2-3	5-6	2	1	9	2	1	0	1	34
24 Jeff Jones	g	3-6	4-5	3	2	10	5	2	0	4	33
25 Lee Raker	g	4-5	2-3	3	1	10	0	0	0	1	17
55 Lewis Lattimore	g	0-0	0-0	1	2	0	0	1	0	0	4
10 Craig Robinson	g	0-0	0-0	1	0	0	0	1	0	0	4
15 Ricky Stokes	g	1-3	0-0	0	2	2	0	1	0	0	4
23 Jeff Klein	g	0-0	0-0	0	0	0	0	1	0	0	1
05 Louis Collins	g	0-0	0-0	1	0	0	0	0	0	0	1
TEAM			2								
Totals		24-43	14-17	27	10	62	11	11	4	9	200

TOTAL FG% 1st Half: 13-23 56.5% 2nd Half: 11-20 55% Game: 55.8%
 F Throw% 1st Half: 1-2 50% 2nd Half: 13-15 86.7% Game: 82.4%

Officials: Edgar Cartotto, James Burroughs, Richard Weiler
 Technical fouls: none
 Attendance: 17,000

Score by Periods	1st	2nd	Total
Tennessee	26	22	48
Virginia	27	35	62

OUTLOOK

PLAYERS

STAFF

REVIEW

RESULTS

RECORDS

HONORS

POSTSEASON

VOLMANAC

MEDIA INFO



1982 NCAA East Region — First Round

#9	Tennessee (20-9)	61
#8	Southwestern Louisiana (24-8)	57

March 12, 1982 • Market Square Arena • Indianapolis, Ind.

Michael Brooks hit six free throws for Tennessee in the game's final minute to secure a 61-57 victory over Southwestern Louisiana.

"We did some things right that assured the win," Tennessee coach Don DeVoe said. "The key was having the lead going into the final five minutes. We had our best foul shooters in the game, and we kept the ball in the best man's hands."

The Vols trailed 35-33 with 16:58 to play. Back-to-back buckets by Tyrone Beaman gave the Vols a 37-35 advantage, but a lay-up from Dion Brown for the Ragin' Cajuns tied the game at 37.

The Vols then outscored Southwestern Louisiana 14-6 over the game's next nine minutes to hold a 51-43 lead with 6:39 left to play. Two free throws from Dan Gay and a lay-up each from Alford Turner and Johnny Collins off of Vol turnovers cut the margin to 51-49.

Two free throws and a jumper from Dale Ellis opened the margin back up to 55-49 with just under four minutes to go.

"We got the ball to Dale Ellis in the second half," DeVoe said. "Those two turnovers were the turning point that allowed Southwestern Louisiana to come back. They got themselves back in the game because of their ability to persevere."

Ellis finished with a game-high 23 points, and Brooks finished with 16. Turner had 14 points to lead Southwestern Louisiana.

"We expected Ellis to be outstanding, and he certainly was," Southwestern Louisiana coach Bobby Paschal said. "We knew if they had the lead as the clock ran down, it would be difficult. They are an excellent free-throw shooting team. Near the end, we knew it was a calculated risk to foul, but there was no other way."

NOTES: Dale Ellis was named the SEC's Player of the Year, and Don DeVoe was named the league's Coach of the Year following the 1982 season.

VISITORS: Tennessee 20-9

	FG	FT	REBS	PF	TP	A	TO	Bl	St	Min	
14 Dale Ellis	f	9-15	5-6	6	3	23	2	4	0	2	40
53 Steve Ray	f	2-5	0-0	4	2	4	2	0	1	2	34
40 Willie Burton	c	1-3	0-0	4	2	2	1	1	0	0	25
10 Tyrone Beaman	g	4-6	0-2	2	3	8	6	2	0	2	30
21 Michael Brooks	g	5-10	6-6	1	4	16	1	5	1	0	33
22 Jerald Hyatt		0-1	2-2	1	0	2	2	1	0	1	17
31 Kevin Woods		1-1	0-0	0	0	2	0	0	0	0	6
33 Dan Federmann		2-2	0-0	3	3	4	0	1	0	0	15
TEAM			6								
Totals		24-43	13-16	27	17	61	14	14	2	7	200

TOTAL FG% 1st Half: 13-22 59.1% 2nd Half: 11-21 52.4% Game: 55.8%
F Throw% 1st Half: 3-4 75.0% 2nd Half: 10-12 83.3% Game: 81.3%

HOME TEAM: Southwestern Louisiana 24-8

	FG	FT	REBS	PF	TP	A	TO	Bl	St	Min	
21 Dion Brown	f	6-10	1-2	7	3	13	0	1	0	1	38
40 Graylin Warner	f	3-8	0-0	3	4	6	0	3	1	0	35
44 Dan Gay	c	2-7	4-4	4	1	8	1	2	0	1	40
11 Alford Turner	g	4-9	6-9	1	4	14	0	0	1	1	37
15 Johnny Collins	g	5-7	0-0	1	5	10	0	4	0	3	39
33 Alonza Allen		2-4	0-0	0	0	4	0	2	0	0	11
TEAM		1-1		6							
Totals		23-46	11-15	22	17	57	1	12	2	6	200

TOTAL FG% 1st Half: 14-24 58.3% 2nd Half: 9-22 41.0% Game: 50.0%
F Throw% 1st Half: 1-3 33.3% 2nd Half: 10-12 83.3% Game: 73.3%

Officials: Paul Houseman, Denny Bishop, Mickey Crowley
Technical fouls: none
Attendance: 12,206

Score by Periods	1st	2nd	Total
Tennessee	29	32	61
Southwestern Louisiana	29	28	57

1982 NCAA East Region — Second Round

#9	Tennessee (20-10)	51
#1	Virginia (30-3)	54

March 14, 1982 • Market Square Arena • Indianapolis, Ind.

Tennessee missed 4-of-5 free throws in the final 3:12, and Virginia's Ricky Stokes hit two with 15 seconds remaining to lift Virginia to a 54-51 victory in a rematch of a 1981 NCAA Tournament game.

Tennessee had made 10 consecutive free throws during the second half, but those shots didn't fall during crunch time. Tyrone Beaman missed the front end of a one-and-one and then missed the back end of a one-and-one. Michael Brooks, who hit six straight in the final minute of the first-round Vol victory two days prior, then missed the front end of a one-and-one. Dan Federmann followed that with a miss.

"When it got down to it, we choked at the foul line," Tennessee coach Don DeVoe said. "We just did not do what it takes internally to win. Stokes just did what we could not do."

The one free throw the Vols did make in the game's closing minutes gave them a 51-47 lead, but Ralph Sampson hit back-to-back buckets to pull the Cavaliers even at 51. Tennessee had a chance to regain the lead, but Federmann missed the front end of his one-and-one. Stokes then made his two to give Virginia a 53-51 lead.

"We had the game under control," Tennessee forward Dale Ellis said. "All we had to do was hit the free throws. That has been a problem."

Tennessee had a chance to tie the game at 53, but the play never developed, and a long jumper by Brooks was off the mark. Jones then hit a free throw for the final margin of victory.

"We had the right person taking the shot," DeVoe said. "Michael was a little anxious. I didn't think the shot was that poor, but we never got into our play."

The Vols got off to a fast start and opened up a 10-point lead at 24-14 in the first half behind 14 points from Brooks. Jones finished the first half by scoring five points in the final 21 seconds to pull Virginia to within 32-25 at the break.

Virginia continued to rally in the second half, as Jones and Sampson sparked a 15-2 rally to give the Cavaliers a 43-40 lead with 10:41 to go.

Brooks then scored eight straight points for Tennessee to give the Vols a 48-45 lead with 6:11 left in the game.

NOTES: Virginia was upset by UAB 68-66 in the regional semifinals.

VISITORS: Tennessee 20-10

	FG	FT	REBS	PF	TP	A	TO	Bl	St	Min	
14 Dale Ellis	f	5-10	6-8	9	5	16	0	1	0	0	37
53 Steve Ray	f	2-3	0-0	3	4	4	3	2	0	0	36
40 Willie Burton	c	0-0	0-0	3	5	0	1	0	0	1	17
10 Tyrone Beaman	g	0-5	1-3	0	4	1	8	2	0	2	37
21 Michael Brooks	g	11-17	2-3	2	1	24	1	0	0	1	40
22 Jerald Hyatt		0-0	2-2	0	0	2	1	0	0	0	9
31 Kevin Woods		0-1	0-0	0	0	0	0	0	0	0	4
33 Dan Federmann		2-3	0-1	3	4	4	0	1	0	0	20
TEAM			4								
Totals		20-39	11-17	24	23	51	14	6	0	4	200

TOTAL FG% 1st Half: 14-25 56.0% 2nd Half: 6-14 42.9% Game: 51.3%
F Throw% 1st Half: 4-6 66.7% 2nd Half: 7-11 63.6% Game: 64.7%

HOME TEAM: Virginia 30-3

	FG	FT	REBS	PF	TP	A	TO	Bl	St	Min	
04 Jim Miller	f	1-2	0-3	2	3	2	0	0	0	0	17
10 Craig Robinson	f	2-7	0-0	6	3	4	1	2	0	0	29
50 Ralph Sampson	c	9-14	1-6	9	2	19	2	0	2	0	36
24 Jeff Jones	g	4-6	2-5	7	2	10	3	1	1	1	38
45 Tim Mullen	g	4-6	1-2	0	2	9	0	2	0	0	24
11 Othell Wilson		2-3	1-2	1	1	5	1	1	0	0	22
15 Ricky Stokes		0-1	2-2	1	2	2	0	0	0	0	18
30 Kenton Edelin		1-2	1-1	2	4	3	0	0	0	1	16
TEAM			4								
Totals		23-41	8-21	32	19	54	7	7	3	2	200

TOTAL FG% 1st Half: 11-23 47.9% 2nd Half: 12-18 66.7% Game: 56.1%
F Throw% 1st Half: 3-10 30.0% 2nd Half: 5-11 45.5% Game: 38.1%

Officials: Jack Savidge, Charles Range, Arthur Mellace
Technical fouls: None
Attendance: Not available

Score by Periods	1st	2nd	Total
Tennessee	32	19	51
Virginia	25	29	54

1983 NCAA Mideast Region — First Round

#9	Marquette (19-11)	56
#8	Tennessee (20-11)	57

March 18, 1982 • Roberts Municipal Stadium • Evansville, Ind.

Michael Brooks hit two free throws with five seconds left in the game to secure a 57-56 NCAA Tournament victory over Marquette.

Brooks only had 11 points in the game, but four came via the charity stripe in the game's final 61 seconds. Brooks' two free throws with 1:01 remaining gave the Vols a 55-53 lead. Dale Ellis and Jerald Hyatt had just missed opportunities at the foul line before Brooks gave the Vols their two-point lead.

Kevin Woods then came up with a steal on Marquette's ensuing possession and was fouled. He came up empty on the front end of a one-and-one. Doc Rivers countered by making one of his two free attempts on the next possession to cut the UT lead to 55-54 with 20 seconds left.

Brooks then brought the ball up court and was tied up in front of the Tennessee bench. It looked as though Brooks was going to be called for a five-second violation, but instead was fouled by Rivers. Brooks then sank the two free throws. Marquette's Kerry Trotter hit a lay-up at the buzzer to provide the final score.

"I wanted the ball," Brooks said. "I knew they would have to foul me because time was running out. I felt I could ice the game."

Brooks' free throws were his most obvious contribution to the Vol victory, but he also turned in a stellar performance on the defensive end. He held Rivers to 10 points and ran the Volunteer offense for 40 minutes. Rivers only hit 4-of-13 shots as Brooks guarded him most of the game.

"Michael sank those two free throws, but defense won this game," Tennessee guard Tyrone Beaman said. "He played probably his best defensive game. He came through for us in the clutch."

Tennessee trailed 43-38 with 11:38 remaining in the game, but a three-point play by Willie Burton, a bucket from Dale Ellis and two more free throws by Burton gave the Vols a 45-43 lead with 9:15 left. Tennessee then hit 10-of-15 free-throw attempts the rest of way including the two from Brooks. The only field goal the Vols scored in the last 10 minutes was a long jumper from Brooks.

NOTES: The victory over Marquette was the 100th for Don DeVoe at Tennessee ... Tennessee was only one of six teams to appear in the past five NCAA Tournaments, with the other teams being Arkansas, Georgetown, Iowa, Louisville and North Carolina.

VISITORS: Marquette 19-11

	FG	FT	O-D-T	PF	TP	A	TO	Bl	St	Min
22 Dwayne Johnson	f 3-5	3-4	1-3-4	4	9	3	2	0	1	38
52 Marc Marotta	f 7-12	1-1	5-5-10	5	15	1	2	1	2	39
33 Terrell Schlundt	c 6-11	0-1	1-5-6	4	12	0	2	0	0	40
20 Mandy Johnson	g 3-5	2-2	0-0-0	4	8	2	0	0	3	38
31 Glenn Rivers	g 4-13	2-7	4-1-5	5	10	3	4	0	1	39
21 Terry Reason	0-0	0-0	0-0-0	0	0	0	0	0	0	3
32 Kerry Trotter	1-1	0-0	0-0-0	0	1	0	0	0	0	2
TEAM			5							
Totals	24-47	8-15	11-14-30	22	56	9	10	1	7	200

TOTAL FG%	1st Half: 13-27 48.7%	2nd Half: 11-20 55.0%	Game: 51.1%
F Throw%	1st Half: 2-3 66.7%	2nd Half: 6-12 50.0%	Game: 53.3%

HOME TEAM: Tennessee 20-11

	FG	FT	O-D-T	PF	TP	A	TO	Bl	St	Min
14 Dale Ellis	f 7-9	6-10	0-4-4	3	20	0	2	0	1	40
40 Willie Burton	f 3-7	4-5	3-2-5	5	10	2	4	0	1	32
33 Dan Federmann	c 3-5	0-1	2-0-2	2	6	0	0	0	0	16
10 Tyrone Beaman	g 3-5	0-0	0-0-0	5	6	5	1	0	0	32
21 Michael Brooks	g 3-6	5-5	1-3-4	1	11	0	2	0	0	40
22 Jerald Hyatt	0-1	0-1	0-0-0	0	0	1	0	0	0	11
30 Tyrone Harper	2-3	0-0	1-0-1	0	4	1	0	0	0	17
31 Kevin Woods	0-1	0-2	0-2-2	1	0	0	0	1	0	11
34 Rob Jones	0-0	0-0	0-0-0	0	0	0	0	0	0	1
TEAM			6							
Total	21-37	15-27	7-11-25	17	57	9	9	1	3	200

TOTAL FG%	1st Half: 14-23 60.9%	2nd Half: 7-14 50.0%	Game: 56.8%
F Throw%	1st Half: 0-2 0.0%	2nd Half: 15-26 57.7%	Game: 55.6%

Officials: John Dabrow, Bob Garibaldi, Peter Pevia
 Technical fouls: None
 Attendance: Not available

Score by Periods	1st	2nd	Total
Marquette	28	28	56
Tennessee	28	29	57

1983 NCAA Mideast Region — Second Round

#8	Tennessee (20-12)	57
#1	Louisville (30-3)	70

March 20, 1982 • Roberts Municipal Stadium • Evansville, Ind.

Louisville used an 11-2 run midway through the second half to halt a Tennessee rally and post a 70-57 victory over the Vols.

The Cardinals used their pressure defense in the first half to force 10 Tennessee turnovers, which enabled Louisville to open up a 34-27 halftime lead. A 15-foot jumper from Lancaster Gordon and a layup from Charles Jones pushed the lead to 42-30 with 15:26 left in the game.

The Vols then mounted a rally. Two buckets apiece from Dale Ellis and Willie Burton keyed a 13-3 scoring run for the Vols as they pulled to within 45-43 with 10:26 on the clock.

Louisville then called timeout to regroup. The Cardinals responded with an 11-2 rally to open the lead back out to 56-45 with just under six minutes left in the game. Tennessee could get no closer than eight points the rest of the way.

"We had worked so hard to get that close," Tennessee point guard Tyrone Beaman said. "They get a couple of quick, easy baskets and it took a little bit out of everybody."

Ellis was held to 13 points, nine below his season average, on 6-of-13 shooting. Louisville's man-to-man defense made him work hard to get the ball, and the Cardinals' fast-break offense continually put pressure on the Vols to get back on defense.

"This is as tired as I've ever been on the court all year," Ellis said. "This is one of the worst shooting games ever. I missed a lot of easy shots."

Michael Brooks led the Vols with 18 points, and Beaman added 10. Louisville was led by Milt Wagner's 15 points and Scooter McRay's 10.

NOTES: The Mideast Regional Semifinals were held at Stokely Athletic Center ... Louisville advanced to the Final Four before losing 94-81 to Houston ... Ellis finished his career as the third all-time leading scorer at Tennessee behind Ernie Grunfeld and Reggie Johnson.

VISITORS: Tennessee 20-12

	FG	FT	O-D-T	PF	TP	A	TO	Bl	St	Min
14 Dale Ellis	f 6-13	1-3	1-4-5	4	13	0	5	0	2	35
40 Willie Burton	f 4-10	1-2	4-3-7	0	9	2	1	2	2	36
33 Dan Federmann	c 1-1	1-2	0-3-3	4	3	1	1	0	2	14
10 Tyrone Beaman	g 4-7	2-2	1-0-1	5	10	3	6	0	2	33
21 Michael Brooks	g 8-17	2-2	0-1-1	2	18	5	4	0	2	40
22 Jerald Hyatt	0-1	0-0	0-0-0	1	0	1	0	0	0	16
23 Myron Carter	0-0	0-0	0-0-0	0	0	0	0	0	0	1
30 Tyrone Harper	1-4	0-0	2-0-2	1	2	0	0	0	0	8
31 Kevin Woods	1-3	0-0	1-2-3	0	2	0	0	0	0	10
34 Rob Jones	0-0	0-0	0-0-0	0	0	0	0	0	0	3
TEAM			3							
Totals	25-56	7-11	25	17	57	12	17	2	12	200

TOTAL FG%	1st Half: 12-28 42.3%	2nd Half: 13-28 46.4%	Game: 44.7%
F Throw%	1st Half: 3-4 75.0%	2nd Half: 4-7 57.1%	Game: 63.6%

HOME TEAM: Louisville 30-3

	FG	FT	O-D-T	PF	TP	A	TO	Bl	St	Min
21 Scooter McRay	f 5-7	0-0	1-4-5	4	10	3	3	2	2	32
22 Rodney McRay	f 0-1	1-2	1-5-6	0	1	2	1	2	2	33
33 Charles Jones	c 7-8	4-7	5-6-11	0	18	3	5	2	2	35
4 Lancaster Gordon	g 7-15	4-4	1-0-1	1	18	2	6	0	2	36
20 Milt Wagner	g 6-10	3-4	1-0-1	2	15	2	3	1	2	31
00 Robbie Valentine	0-0	0-0	0-0-0	0	0	0	0	0	0	1
23 Chris West	0-0	0-0	0-0-0	0	0	0	0	0	0	1
42 Jeff Hall	0-2	2-2	0-0-0	0	2	0	0	0	0	12
45 Danny Mitchell	0-0	0-0	0-0-0	0	0	0	0	0	0	1
55 Billy Thompson	2-4	2-4	0-3-3	1	6	1	0	1	1	18
TEAM			4							
Totals	27-47	16-23	9-18-31	8	70	13	18	6	11	200

TOTAL FG%	1st Half: 14-28 50.0%	2nd Half: 13-19 68.4%	Game: 57.4%
F Throw%	1st Half: 6-8 75.0%	2nd Half: 10-16 66.7%	Game: 69.6%

Officials: John Dabrow, Bob Garibaldi, Phil Robinson
 Technical fouls: None
 Attendance: 11,900

Score by Periods	1st	2nd	Total
Tennessee	27	30	57
Louisville	34	36	70

OUTLOOK

PLAYERS

STAFF

REVIEW

RESULTS

RECORDS

HONORS

POSTSEASON

VOLMANAC

MEDIA INFO



NCAA GAME RECAPS

1989 NCAA East Region — First Round

#10	Tennessee (19-11)	68
#7	West Virginia (26-4)	84

March 16, 1989 • Greensboro Coliseum • Greensboro, N.C.

Tennessee fell behind by 10 points less than five minutes into the game and never recovered as West Virginia cruised to an 84-68 victory.

It was the Vols' first NCAA Tournament appearance in six years, but the Mountaineers made UT's visit a short one. West Virginia scored on its first nine possessions, and its defense frustrated the Vols throughout the game.

"West Virginia got the upper hand about as quickly as you can in an NCAA Tournament game," Tennessee coach Don DeVoe said. "It was obviously a game where we didn't do many things right. West Virginia did a lot of things right, and the scoreboard talks that out."

Tennessee shot 29 percent from the floor in the first half and fell behind as many as 15 points. The Vols battled back to go into the break trailing 35-23, but the opening minutes of the second half once again put the Vols in a deep hole.

The Mountaineers scored the first six points of the second half, which keyed a 12-4 run that opened the lead to 47-27 with 16:51 left in the game. Tennessee got back to within 57-45 on a 3-pointer from Doug Roth, but West Virginia answered with two buckets. Tennessee never got closer than 12 points the rest of the game.

West Virginia shot a blistering 77 percent from the field in the second half on 17-of-22 shooting and finished the game at 62 percent. Tennessee finished the game shooting 38 percent from the field.

"It looked like to me the guys were playing a little tight at both ends of the floor," DeVoe said. "I know it's the NCAA (Tournament), but that's when you should bring your game up to another level."

Dyron Nix led the Vols with 22 points, and West Virginia native Greg Bell added 14. Starting guard Clarence Swarengen, who was averaging 12 points a game, played only 14 minutes and did not score.

NOTES: Tennessee had won five consecutive first round NCAA Tournament games before losing to West Virginia ... West Virginia lost to Duke 70-63 in the second round.

VISITORS: Tennessee 19-11				REBS			
	FG	3PT	FT	O-D-T	PF	TP	A TO Bl St Min
31 Dyron Nix	f 10-20	0-4	2-4	5-3-8	3	22	1 1 0 0 37
33 Mark Griffin	f 1-5	1-4	0-0	2-1-3	4	5	1 2 0 1 26
50 Doug Roth	c 5-13	3-6	0-4	4-6-10	4	13	1 4 1 0 38
11 C. Swarengen	g 0-4	0-1	0-0	1-2-3	0	0	2 0 0 1 14
25 Travis Henry	g 1-2	1-1	0-0	0-1-1	3	3	0 1 0 0 14
10 Jay Price	0-0	0-0	0-0	0-0-0	1	0	0 0 0 1 1
15 Ron Taylor	2-9	2-9	1-2	0-0-2	2	7	4 0 0 0 2 17
23 Greg Bell	5-10	3-6	1-2	0-1-1	4	14	5 1 0 1 32
34 Ronnie Reese	0-1	0-0	0-0	0-0-0	0	0	0 0 0 0 2
51 Ian Lockhart	2-5	0-0	2-2	2-0-2	5	6	0 1 0 0 17
TEAM							
Totals	26-69	10-31	6-14	15-13-30	26	68	13 12 1 4 200

TOTAL FG%	1st Half: 9-31 29.0%	2nd Half: 17-38 44.7%	Game: 37.7%
3-Pt. FG%	1st Half: 1-7 14.3%	2nd Half: 9-24 37.5%	Game: 32.3%
F Throw%	1st Half: 4-8 50.0%	2nd Half: 2-6 33.3%	Game: 42.9%

HOME TEAM: West Virginia 26-4				REBS			
	FG	3PT	FT	O-D-T	PF	TP	A TO Bl St Min
24 Darryll Prue	f 5-8	0-0	2-2	3-3-6	4	12	2 1 0 0 29
23 Chris Brooks	f 2-7	0-0	0-1	0-1-1	4	4	0 0 0 0 20
42 Ray Foster	c 6-7	0-0	7-8	2-9-11	3	19	0 2 2 1 35
32 Herbie Brooks	g 8-12	0-0	6-6	2-0-2	1	22	2 4 0 2 34
04 Steve Berger	g 4-6	1-3	5-7	1-4-5	0	14	7 4 0 3 35
03 Tracy Shelton	3-4	0-0	4-5	0-1-1	0	10	2 1 0 1 12
11 Chris Leonard	0-0	0-0	0-0	0-0-0	0	0	0 0 0 0 1
21 Shaun Jackson	0-0	0-0	0-0	0-1-1	0	1	0 1 0 0 6
25 Mike Yoest	0-0	0-0	0-0	0-0-1	0	0	0 0 0 0 4
33 Wade Smith	1-3	0-0	1-2	0-4-4	1	3	0 2 1 0 22
34 Thomas Kroger	0-0	0-0	0-1	0-2-2	0	0	0 0 0 0 2
TEAM							
Totals	29-47	1-3	25-33	8-26-36	14	84	14 15 3 7 200

TOTAL FG%	1st Half: 12-25 48.0%	2nd Half: 17-22 77.3%	Game: 61.7%
3-Pt. FG%	1st Half: 1-3 33.3%	2nd Half: 0-0 0.0%	Game: 33.3%
F Throw%	1st Half: 10-13 76.9%	2nd Half: 10-20 75.0%	Game: 75.8%

Officials: Tom Rucker, Stan Rute, Duke Edsall
 Technical fouls: None
 Attendance: Not available

Score by Periods	1st	2nd	Total
Tennessee	23	45	68
West Virginia	35	49	84

1988 NCAA West Region — First Round

#9	Illinois State (25-5)	OT 82
#8	Tennessee (20-9)	81

March 12, 1988 • Arco Arena • Sacramento, Calif.

Illinois State's Dan Muller scored the winning basket off a pass from Kyle Cartmill with 1.3 seconds left to lift the Redbirds to an 82-81 overtime victory over Tennessee.

The Vols had taken an 81-80 lead on C.J. Black's layup off a pass from Tony Harris with 15.4 seconds left before the game-winning bucket by Muller.

The Vols struggled in the second half with foul trouble and poor shooting. They finished the game shooting 36.7 percent from the field and had nearly a five-minute stretch in the second half without scoring. A free throw by Harris at the 7:13 mark finally broke the scoring drought, but the Vols found themselves down 66-58.

The Vols battled back to tie the score at 70 on Black's rebound and basket with 2:53 left. Tennessee took a 72-70 lead on Black's slam dunk off a pass from Brandon Wharton, but Illinois State tied the score on Steve Hansell's layup with 53 seconds left.

That gave the Vols the ball back with a chance to win. They worked the shot clock down to 17 seconds and the game clock down to 34.6 before calling a timeout.

Wharton took a 3-pointer from the top of the key with 22 seconds left, but missed and Illinois State rebounded.

The Redbirds had their own chance at a game-winning shot, but Hill missed a 14-foot jumper. The Vols rebounded and threw a desperation pass, but it was on to overtime.

Tennessee had opened up a nine-point lead in the first half but could not put the Redbirds away. Back-to-back 3-pointers from Rico Hill and Steve Hansell at the end of the half enabled the Redbirds to pull within 41-38 at the break.

NOTES: Illinois State's starting backcourt during the season did not play due to injury ... Skipp Schaeffbauer broke his leg in the MVC tournament; Jamar Smiley didn't start because of back problems ... Smiley got into the game, but immediately came out with a pain and was taken for treatment ... This was Tennessee's first appearance in the NCAA Tournament in nine years ... The Redbirds lost 82-49 to Arizona in the second round.

VISITORS: Illinois State 25-5				REBS			
	FG	3PT	FT	O-D-T	PF	TP	A TO Bl St Min
42 Rico Hill	f 6-23	3-6	7/11	1-2-3	3	22	4 2 0 1 42
44 Dan Muller	f 3-7	2-4	0-0	2-8-10	1	8	3 4 1 1 45
32 LeRoy Watkins	c 6-14	0-0	6-6	2-1-3	2	18	0 2 2 1 25
11 Steve Hansell	g 5-5	1-1	5-5	1-8-9	4	16	6 2 0 1 41
24 Kyle Cartmill	g 3-5	1-1	2-2	1-2-3	4	9	6 0 6 0 2 40
15 Jamar Smiley	0-0	0-0	0-0	0-0-0	1	0	0 0 0 0 1
23 Kenneth Pierson	0-2	0-0	0-0	0-3-3	0	0	0 0 0 0 7
35 Rob Gibbons	2-4	0-1	5-8	2-4-6	4	9	0 1 0 0 24
TEAM							
Totals	25-60	7-13	25-32	10-31-41	19	82	19 17 3 6 225

TOTAL FG%	1st Half: 12-26 46.2%	2nd Half: 9-28 32.1%	Game: 41.7%
3-Pt. FG%	1st Half: 5-7 71.4%	2nd Half: 3-6 33.3%	Game: 53.8%
F Throw%	1st Half: 9-12 75.0%	2nd Half: 14-17 82.4%	Game: 78.1%

HOME TEAM: Tennessee 20-9				REBS			
	FG	3PT	FT	O-D-T	PF	TP	A TO Bl St Min
03 Rashard Lee	f 4-18	1-8	0-0	5-6-11	1	9	2 0 0 1 27
43 C.J. Black	f 8-12	0-1	2-2	4-2-6	4	18	0 4 1 2 34
40 Torrey Harris	c 3-5	0-0	0-0	2-1-3	5	6	0 0 3 0 19
14 Tony Harris	g 1-13	0-6	8-11	0-5-5	2	10	9 2 0 2 44
15 Brandon Wharton	g 8-21	4-9	3-3	1-3-4	3	23	3 4 0 1 44
05 Aaron Green	3-5	1-2	0-0	1-1-2	4	7	0 1 0 0 10
32 Del Baker	0-1	0-1	2-2	0-0-0	0	2	0 0 0 0 2
33 Scott Moore	0-0	0-0	0-0	0-0-0	0	0	0 0 0 0 8
34 Vegas Davis	0-2	0-2	0-0	0-2-2	0	0	0 0 0 0 9
44 Isiah Victor	2-2	0-0	2-3	2-3-5	3	6	1 2 2 4 28
TEAM							
Totals	29-79	6-29	17-21	20-26-46	22	81	15 13 6 10 225

TOTAL FG%	1st Half: 13-37 35.1%	2nd Half: 13-24 35.3%	Game: 36.7%
3-Pt. FG%	1st Half: 2-9 22.2%	2nd Half: 3-16 18.8%	Game: 20.7%
F Throw%	1st Half: 13-14 92.9%	2nd Half: 4-7 57.1%	Game: 81.0%

Officials: Larry Lembo, Jim Haney, Eddie Jackson
 Technical fouls: none
 Attendance: 15,284

Score by Periods	1st	2nd	OT	Total
Illinois State	38	34	10	82
Tennessee	41	31	9	81

1999 NCAA East Region — First Round

#13	Delaware (24-6)	52
#4	Tennessee (21-8)	62

March 12, 1999 • Charlotte Coliseum • Charlotte, N.C.

Tennessee's offense was sputtering, but the Vols turned up their defensive pressure to post a 62-52 victory over Delaware. It was the Vols' first NCAA Tournament win in 16 years.

The Vols shot only 33 percent from the field but held Delaware to 30 percent shooting. Forward Mike Pegues did score 23 points for Delaware, but it came on 7-of-23 shooting. Tennessee's perimeter defense held the Blue Hens starting perimeter players to 2-of-13 shooting from 3-point range.

"As long as we play defense like we did today, we have a chance to win, no matter how bad we shoot the ball," Tennessee guard Brandon Wharton said.

Wharton scored all 16 of his points in the second half after missing seven shots in the first half, including an uncontested layup after a steal.

"I just kept telling the players 'Continue to play good defense, and the shots are going to fall. Believe me. Trust me. They're going to fall,'" Tennessee coach Jerry Green said.

Two free throws from Pegues gave Delaware a 20-14 lead with 3:45 left in the first half. Tennessee then reeled off 11 unanswered points to open a 25-20 lead with 35 seconds left in the half. Pegues hit a jumper at the first half buzzer to pull the Blue Hens to within three at the break and then opened the second half with a 3-pointer to tie the game at 25.

Tennessee then got the offense rolling with a layup from Wharton, a 3-pointer from Tony Harris and a C.J. Black dunk. The Vols led 32-25 and never trailed again.

"We were almost too ready to play," Green said. "Survive and advance. That's what it's all about."

NOTES: Tennessee's win snapped Delaware's 13-game winning streak ... Delaware's point total and field-goal percentage were its lowest of the season ... Delaware won the America East Conference Tournament to earn its bid to the NCAA Tournament.

VISITORS: Delaware 24-6

	FG	SPT	FT	REBS	O-D-T	PF	TP	A	TO	Bl	St	Min
05 Mike Pegues	f	7-23	0-1	9-14	3-7-10	2	23	2	6	0	2	33
13 Kestuis Marci	f	2-8	0-5	2-2	1-2-3	2	6	1	2	0	1	26
10 John Bennett	c	3-6	0-0	1-2	7-7-14	4	5	0	3	2	0	33
15 John Gordon	g	3-9	1-5	0-0	1-4-5	5	7	4	1	0	1	39
03 Tyrone Perry	g	3-6	1-3	0-2	0-1-1	2	7	0	1	0	2	26
23 Madou Diouf		1-3	0-0	0-0	0-0-0	1	2	0	0	0	0	24
24 Greg Miller		0-2	0-1	2-2	0-0-0	1	2	0	1	0	0	19
TEAM					4-6-10							
Totals		18-57	2-15	14-22	16-27-43	17	52	7	17	2	6	200

TOTAL FG%	1st Half: 5-22 22.7%	2nd Half: 12-35 34.3%	Game: 29.8%
3-Pt. FG%	1st Half: 0-4 0.0%	2nd Half: 1-11 9.1%	Game: 6.7%
F Throw%	1st Half: 6-11 72.7%	2nd Half: 5-8 62.5%	Game: 68.4%

HOME TEAM: Tennessee 21-8

	FG	SPT	FT	REBS	O-D-T	PF	TP	A	TO	Bl	St	Min
22 Vincent Yarbrough	f	1-4	0-1	4-4	2-2-4	2	6	1	2	1	0	21
43 C.J. Black	f	2-7	0-1	5-6	4-3-7	2	9	2	0	1	26	
40 Torrey Harris	c	0-0	0-0	0-0	1-2-3	3	0	0	1	0	0	14
14 Tony Harris	g	3-8	2-5	2-2	0-1-1	0	10	1	6	0	3	37
15 Brandon Wharton	g	5-18	1-5	5-6	2-5-7	4	16	4	3	0	1	39
44 Isiah Victor	g	7-15	0-1	1	5-9-14	4	14	0	2	2	0	25
03 Rashard Lee	g	1-4	0-2	2-4	0-4-4	2	4	0	2	0	2	21
55 Charles Hathaway	g	1-2	0-0	1-2	0-2-2	3	3	0	1	0	16	
34 Vegas Davis	g	0-1	0-1	0-0	0-0-0	0	0	0	0	0	1	2
32 Del Baker	g	0-1	0-1	0-0	0-0-0	0	0	0	0	0	0	1
TEAM					1-4-5							
Totals		20-61	3-17	19-25	15-32-47	21	62	8	19	5	7	200

TOTAL FG%	1st Half: 9-33 27.3%	2nd Half: 11-28 39.3%	Game: 32.8%
3-Pt. FG%	1st Half: 1-11 9.1%	2nd Half: 2-6 33.3%	Game: 17.6%
F Throw%	1st Half: 6-11 54.5%	2nd Half: 13-14 92.9%	Game: 76.0%

Officials: Dave Libbey, Jerry Petro, Paul Janssen
 Technical fouls: None
 Attendance:

Score by Periods	1st	2nd	Total
Delaware	22	30	52
Tennessee	25	37	62

1999 NCAA East Region — Second Round

#9	SW Missouri State (22-10)	81
#4	Tennessee (21-9)	51

March 14, 1999 • Charlotte Coliseum • Charlotte, N.C.

Poor shooting proved costly for the Vols as Southwest Missouri State gave Tennessee its worst loss ever in NCAA Tournament action with an 81-51 final.

Tennessee shot 29.5 percent from field and hit only 6-of-29 3-point attempts for 20.7 percent.

"Their defense didn't give us many open looks," forward Isiah Victor said. "And when they did, we weren't making those shots either, so it really didn't matter."

Southwest Missouri State, on the other hand, shot 51.9 percent from the field and hit 9-of-22 3-pointers. It was a 3-pointer at the end of the first half that seemed to douse all hopes of a Vol victory. Ken Stringer banked in a 25-footer at the buzzer to give the Bears a 36-26 halftime lead.

Southwest Missouri then opened the second half by scoring on nine of its first 10 possessions. The lead expanded to 58-33 with 12:38 to play.

"I'd say they played a perfect ball game," Tennessee coach Jerry Green said. "The more shots they hit, the more confident they got and the less we got. It seemed all the basketball gods were on their side and not on ours."

Tennessee never led in the game, as the Bears jumped out to a 9-2 lead 3:10 into the game. The Bears got two easy buckets off of Tennessee turnovers caused by a full-court press. It was all uphill from there.

NOTES: Southwest Missouri State lost to Duke in the Regional Semifinals ... Southwest Missouri State won the Missouri Valley Conference to earn its trip to the NCAA Tournament ... A Missouri Valley Conference team (Illinois State) also eliminated the Vols from the 1998 NCAA Tournament.

VISITORS: SW Missouri State 22-10

	FG	SPT	FT	REBS	O-D-T	PF	TP	A	TO	Bl	St	Min
05 Ken Stringer	f	4-7	2-2	0-1	0-5-5	0	10	2	0	1	0	28
23 Ron Bruton	f	5-5	0-0	2-2	1-4-5	3	12	1	1	1	4	29
32 Danny Moore	c	8-14	2-2	7-9	2-6-8	1	25	1	1	1	0	34
12 William Fontlero	g	1-5	0-2	4-7	0-2-2	3	6	4	1	1	1	30
24 Kevin Ault	g	1-11	2-8	2-2	1-5-6	2	14	5	3	0	1	31
03 Paul Murans	l	2-2	1-1	0-0	0-1-1	0	3	0	0	0	0	2
04 Brandon Miller	0-0	0-0	0-0	0-0-0	0-0-0	0	0	0	0	0	0	4
10 Ryan Bettenhaus	0-0	0-0	0-0	0-0-0	0-0-0	0	0	0	0	0	0	8
20 Scott Brakebill	0-0	0-0	0-0	0-0-0	0-4-4	2	4	0	0	0	0	9
21 Eric Judd	1-3	0-2	1-1	1-0-1	1-0-1	0	3	1	0	0	0	2
25 Butch Tshomba	0-1	0-1	0-0	0-0-0	0-0-0	0	0	0	0	0	0	2
33 Allen Phillips	3-5	2-4	0-2	0-2-2	1	8	3	0	0	0	0	15
50 Matt Reuter	0-1	0-0	0-0	1-0-1	1-1-2	1	0	0	0	0	1	6
TEAM												
Totals		28-54	9-22	6-24	7-30-37	13	81	17	6	4	7	200

TOTAL FG%	1st Half: 13-25 52.0%	2nd Half: 15-29 51.7%	Game: 51.9%
3-Pt. FG%	1st Half: 5-12 41.7%	2nd Half: 4-10 40.0%	Game: 40.9%
F Throw%	1st Half: 5-9 55.6%	2nd Half: 11-15 73.3%	Game: 66.7%

HOME TEAM: Tennessee 21-9

	FG	SPT	FT	REBS	O-D-T	PF	TP	A	TO	Bl	St	Min
22 Vincent Yarbrough	f	1-7	0-4	4-4	2-4-6	3	6	0	1	0	0	23
40 Torrey Harris	f	0-0	0-0	0-0	1-0-1	2	0	0	0	0	0	8
43 C.J. Black	c	1-6	0-1	2-4	2-1-3	2	4	0	1	1	0	22
14 Tony Harris	g	2-11	2-10	0-0	0-1-1	3	6	4	5	0	0	33
15 Brandon Wharton	g	5-16	1-6	0-0	0-3-3	1	11	2	1	0	0	32
03 Rashard Lee	g	2-4	1-2	2-2	1-2-3	2	7	0	2	0	0	20
05 Aaron Green	0-0	0-0	0-0	0-0-0	0-0-0	0	0	0	0	0	0	1
32 Del Baker	0-3	0-1	0-0	2-1-3	0	3	0	0	1	0	13	
34 Vegas Davis	1-3	1-3	0-0	1-1-2	0	3	0	0	1	0	21	
44 Isiah Victor	5-8	1-2	0-0	4-4-8	4	11	1	2	0	0	21	
55 Charles Hathaway	1-3	0-0	1-2	0-4-4	2	3	0	1	0	1	17	
TEAM					2-3-5							
Totals		18-61	6-29	9-12	15-24-39	21	8	13	2	2	2	200

TOTAL FG%	1st Half: 10-30 33.3%	2nd Half: 8-31 25.8%	Game: 29.5%
3-Pt. FG%	1st Half: 3-13 23.1%	2nd Half: 3-16 18.8%	Game: 20.7%
F Throw%	1st Half: 3-6 50.0%	2nd Half: 6-6 100.0%	Game: 75.0%

Officials: Dave Libbey, Gene Monje, Bob Sitov
 Technical fouls: None
 Attendance: 20,172

Score by Periods	1st	2nd	Total
SW Missouri State	36	45	81
Tennessee	26	25	51

OUTLOOK

PLAYERS

STAFF

REVIEW

RESULTS

RECORDS

HONORS

POSTSEASON

VOLMANAC

MEDIA INFO



2000 NCAA South Region — First Round

#13	Louisiana-Lafayette (25-9)	58
#4	Tennessee (25-6)	63

March 17, 2000 • Birmingham-Jefferson Civic Center • Birmingham, Ala.

Tony Harris made two free throws with 10.8 seconds to play to help Tennessee seal a 63-58 victory over Louisiana-Lafayette.

Louisiana-Lafayette cut UT's lead to two at 60-58 on Brett Smith's jumper with 45 seconds to play. With the shot clock running down, Harris made a move to the basket and appeared to turn the ball over to Smith. But Smith was called for a reach-in foul that sent Harris to the line with 15 seconds to play. He missed the front end of the one-and-one, Ron Slay got the rebound and was flagrantly fouled by Smith with 13 seconds to go, allowing Tennessee to keep the ball after the free throws.

Slay missed both free throws, and UT in-bounded the ball to Harris, who was quickly fouled. Harris hit both shots to seal the victory.

Tennessee trailed most of the game. The Vols were down 48-42 with just under 10 minutes left to play. Slay, a freshman from Nashville, then got the Vols' offense rolling. Slay scored 11 of his 15 points in the final 8:15, including a coast-to-coast drive that he converted into a three-point play. Slay's drive cut what had been a six-point Louisiana-Lafayette lead to 48-45 with 15:05 remaining.

"When Ron took it all the way, I felt we had 'Mo' (momentum) back on our side and had it going the right direction," UT coach Jerry Green said.

Slay's 8-footer inside the Cajuns' variation of a 2-3 zone defense broke a 54-54 tie at the 4:07 mark. He hit a similar shot to make it 60-56, Vols, with 1:48 to play.

"We struggled offensively, but our defense kept us in the game," Green said. "We did just exactly what we had to do down the stretch to win the game."

Harris and Slay led Tennessee with 15 points each. C.J. Black added 14 while shooting 10-of-10 from the foul line, and Vincent Yarbrough scored 11. Lonnie Thomas led the Cajuns with 19 points.

NOTES: Louisiana-Lafayette earned its bid to the NCAA Tournament by winning the Sun Belt Conference.

VISITORS: Louisiana-Lafayette 25-9

		FG		3PT	FT	O-D-T		PF	TP	A	TO	Bl	St	Min
30	Lonnie Thomas	f	9-16	0-0	1-1	3-2-5	5	19	1	4	1	1	25	
52	Reggie DeGray	f	2-3	0-1	0-0	0-0-0	5	4	1	2	0	0	11	
42	Brett Smith	c	2-4	0-0	2-3	7-3-10	3	6	0	1	0	1	33	
13	Billy Jones	g	1-8	1-3	0-0	1-6-7	2	3	1	3	0	1	28	
23	Blane Harmon	g	1-5	1-5	0-0	0-0-0	4	3	2	0	0	0	19	
22	Orlando Butler	g	1-13	2-9	0-0	2-4-6	1	12	3	0	0	1	33	
01	Jarret Evans	f	1-2	1-2	0-0	0-0-0	0	3	0	0	0	0	5	
05	Kenneth Lawrence	g	0-6	0-2	0-0	1-4-5	1	0	3	0	0	0	27	
32	Karryl Robins	g	0-1	0-0	0-0	0-2-2	0	0	0	0	0	0	3	
33	Shea Whiting	g	1-3	0-0	2-4	1-2-2	2	4	0	1	0	0	7	
41	Derrick Warren	0-0	0-0	0-0	0-0	0-0-0	0	0	0	0	0	0	1	
45	Kendall Regis	g	2-2	0-0	0-0	2-0-2	2	4	1	1	0	0	9	
TEAM						1-10-1								
Totals		24-63	5-22	5-8	18-23-41	25	58	15	15	1	4	200		

TOTAL FG%	1st Half: 11-31 35.5%	2nd Half: 13-33 39.4%	Game: 38.1%
3-Pt. FG%	1st Half: 4-13 30.8%	2nd Half: 1-10 10.0%	Game: 22.7%
F Throw%	1st Half: 3-6 50.0%	2nd Half: 2-2 100.0%	Game: 62.5%

HOME TEAM: Tennessee 25-6

		FG		3PT	FT	O-D-T		PF	TP	A	TO	Bl	St	Min
22	Vincent Yarbrough	f	3-8	3-7	2-3	1-6-7	2	11	1	2	1	1	38	
44	Isiah Victor	f	1-3	0-2	2-2	0-6-6	3	4	0	1	2	1	19	
43	C.J. Black	c	2-4	0-1	10-10	1-1-2	2	14	0	2	2	0	34	
14	Tony Harris	g	4-14	2-8	5-7	1-2-3	2	15	3	2	0	2	37	
42	Jon Higgins	g	1-6	1-5	1-2	2-0-2	1	4	3	0	0	1	33	
05	Harris Walker	g	0-3	0-2	0-0	0-0-0	0	0	0	0	1	0	7	
12	Marcus Haislip	0-0	0-0	0-0	0-0	0-0-0	0	0	0	0	1	0	3	
31	Terrence Woods	0-5	0-5	0-0	1-1-2	1	0	0	0	1	0	0	5	
35	Ron Slay	g	6-8	0-0	3-5	2-2-4	2	15	0	1	1	0	18	
55	Charles Hathaway	0-0	0-0	0-0	0-0-0	1	0	0	1	0	0	0	6	
TEAM						4-1-5								
Totals		17-51	6-30	23-29	12-19-31	14	63	7	12	6	5	200		

TOTAL FG%	1st Half: 6-23 26.1%	2nd Half: 11-30 36.7%	Game: 33.3%
3-Pt. FG%	1st Half: 3-13 23.1%	2nd Half: 3-17 17.6%	Game: 20.0%
F Throw%	1st Half: 11-13 84.6%	2nd Half: 12-16 75.0%	Game: 79.3%

Officials: David Libbey, Mark Reischling, Tom Gabutero
 Technical fouls: UL-DeGray, Harmon, Whiting, UT-Harris, Hathaway
 Attendance: 11,061

Score by Periods	1st	2nd	Total
Louisiana-Lafayette	29	29	58
Tennessee	26	37	63

2000 NCAA South Region — Second Round

#5	Connecticut (25-10)	51
#4	Tennessee (26-6)	65

March 19, 2000 • Birmingham-Jefferson Civic Center • Birmingham, Ala.

Tennessee capitalized on an ankle injury that limited Connecticut point guard Khalid El-Amin to one basket in 13 minutes and posted a 65-51 victory. The Vols made school history by winning two games in the NCAA Tournament for the first time.

The Vols trailed only once, at 4-2, and had the upper hand, 32-22 by halftime. The Huskies cut a 12-point deficit to 38-34 when El-Amin hit his only basket, a 3-pointer, with 13:36 to play.

Vol freshman Jon Higgins answered with his own 3-pointer 14 seconds later, igniting a 16-4 run that put the game away.

Connecticut went 6:15 without scoring during the major portion of that stretch, missing six consecutive shots and turning the ball over twice.

One was a Higgins steal and break-away that ended up being juggled and dishes to Vincent Yarbrough for a dunk and subsequent free throw. The three-point play restored the margin to 44-34.

Tony Harris led the Vols with 18 points and shot 9-of-12 from the foul stripe. Yarbrough got 11 of his 14 in the first half, helping shoot the Huskies out of a zone defense with three 3-pointers. C.J. Black added 13 points, 10 in the second half, as UT penetrated UConn's defense for dunks and free throws.

The Vol defense also stood tall by converting seven steals into 14 points and holding the Huskies to 38.6 percent shooting. UT shot 44.7 percent from field which was up from 33.3 percent in the first round victory.

"We played awfully good," Tennessee coach Jerry Green said. "That could have been as good as we played all year. Time and again, making the extra pass - or passes - produced good looks against the UConn defense."

Albert Mouring scored 17 points to lead the Huskies, and El-Amin was limited to three points, 13 below his season average.

NOTES: The 51 points was a season-low for the Huskies ... Connecticut was the defending NCAA champion, having won the 1999 NCAA Tournament with a 77-74 title-game victory over Duke.

VISITORS: Connecticut 25-10

		FG		3PT	FT	O-D-T		PF	TP	A	TO	Bl	St	Min
33	Kevin Freeman	f	6-9	0-0	2-2	2-5-7	3	14	0	4	0	0	29	
04	Ajou Deng	f	0-3	0-0	0-0	0-0-0	0	0	0	0	0	0	11	
43	Jake Voskuhl	c	1-2	0-0	0-0	3-6-9	4	2	1	1	0	0	18	
23	Albert Mouring	g	7-8	3-8	0-0	0-3-3	2	17	0	1	0	0	39	
42	Khalid El-Amin	g	1-2	1-2	0-0	0-2-2	0	3	1	0	0	0	13	
20	Justin Brown	0-0	0-0	0-0	0-0	0-0-0	0	0	0	0	0	0	1	
32	Tony Robertson	1-7	0-1	0-0	0-1-1	4	2	2	3	0	0	0	33	
34	Souleymane Wane	4-8	0-0	0-0	4-3-7	2	8	0	1	0	0	0	22	
05	Beau Archibald	0-0	0-0	0-0	0-0-0	2	0	0	0	0	0	0	1	
50	Marcus Cox	0-3	0-1	0-0	0-0-0	0	0	0	0	0	0	0	6	
51	Edmund Saunders	2-3	0-0	1-2	2-1-3	1	5	0	2	1	0	0	18	
55	Doug Wrenn	0-2	0-0	0-0	0-1-1	2	0	0	3	0	1	0	9	
TEAM						3-1-4								
Totals		22-57	4-12	3-4	14-23-37	20	51	4	15	1	1	200		

TOTAL FG%	1st Half: 10-28 35.7%	2nd Half: 12-29 41.4%	Game: 38.6%
3-Pt. FG%	1st Half: 1-6 16.7%	2nd Half: 3-6 50.0%	Game: 33.3%
F Throw%	1st Half: 1-2 50.0%	2nd Half: 2-2 100%	Game: 75.0%

HOME TEAM: Tennessee 26-6

		FG		3PT	FT	O-D-T		PF	TP	A	TO	Bl	St	Min
22	Vincent Yarbrough	f	5-9	3-6	1-1	0-3-3	3	14	4	0	1	0	34	
44	Isiah Victor	f	0-2	0-0	1-2	2-2-4	0	1	1	1	0	0	15	
43	C.J. Black	c	5-9	0-1	3-5	2-3-5	1	13	0	1	0	0	30	
14	Tony Harris	g	4-11	1-4	9-12	0-1-1	3	18	2	2	0	2	35	
42	Jon Higgins	g	3-9	3-6	0-0	0-4-4	0	9	4	0	0	2	37	
31	Terrence Woods	0-0	0-0	0-0	0-0-0	0	0	0	0	0	0	0	2	
35	Ron Slay	g	3-6	0-0	2-3	1-3-4	1	8	1	8	2	2	29	
05	Harris Walker	1-1	0-0	0-0	0-1-1	0	2	3	1	0	1	0	10	
55	Charles Hathaway	0-0	0-0	0-0	0-0-0	1	0	0	2	0	0	0	8	
TEAM						1-3-4								
Totals		21-47	7-17	16-23	6-20-26	9	65	15	8	3	7	200		

TOTAL FG%	1st Half: 11-24 45.8%	2nd Half: 10-23 43.5%	Game: 44.7%
3-Pt. FG%	1st Half: 6-13 46.2%	2nd Half: 1-4 25.0%	Game: 41.2%
F Throw%	1st Half: 4-8 50.0%	2nd Half: 12-15 80.0%	Game: 69.6%

Officials: David Libbey, Mark Reischling, Art McDonald.
 Technical fouls: None
 Attendance: 16,108

Score by Periods	1st	2nd	Total
Connecticut	22	29	51
Tennessee	32	33	65

2000 NCAA South Region — Regional Semifinal

#8	North Carolina (21-13)	74
#4	Tennessee (26-7)	69
<i>March 24, 2000 • Frank Erwin Center • Austin, Texas</i>		

Ed Cota spurred a late second-half comeback, then he and freshmen Joseph Forte and Julius Peppers hit six straight free throws in the final 34.9 seconds, giving North Carolina a 74-69 victory over Tennessee in the South Regional semifinals.

The Tar Heels' winning rally kicked into top gear when Forte drilled a 3-pointer and Jason Capel hit a layup to get the Tar Heels within 64-63. Cota made a running jumper in the lane and then hit another floater to make it 66-64 with 2:00 left. Tennessee's scoring drought, which left the Vols without a field goal since 7:15, ended with 13.6 seconds left when Tony Harris made his first basket of the night, a 3-pointer.

"I thought for about 35 minutes, we played awfully well," Tennessee coach Jerry Green said. "Then we started trying to make hard plays, and it wasn't just one person, it was about four or five different people. And while we were making hard plays, they were making baskets."

Tennessee got off to a slow start as North Carolina led by seven early. Then, the Vols' speed and athleticism carried them to a 22-7 run and a nine-point lead. Capel kept the Tar Heels close by scoring the last five points of the first half, pulling North Carolina to within 39-36.

"I can't really put it into words," Vincent Yarbrough said of the loss. "I thought we had the game won, but they just out-played us in the last four minutes. We came out of the last timeout and still thought we had the game, but they made some shots and that was the game."

C.J. Black led the Volunteers with 17 points, Yarbrough had 13 and Ron Slay added 12. Isiah Victor had 11. Forte scored a game-high 22 for the Tar Heels, while Brendan Haywood and Cota each scored 11, followed by Kris Lang with 10.

NOTES: North Carolina defeated Tulsa 74-69 in the Regional Finals to advance to the Final Four ... The Tar Heels then lost to Florida, 59-71, in the national semifinals in Indianapolis.

VISITORS: North Carolina 21-13

	FG	3PT	FT	REBS	O-D-T	PF	TP	A	TO	Bl	St	Min
25 Jason Capel	f	3-9	1-2	2-2	1-4-5	1	9	5	2	0	2	38
42 Kris Lang	f	5-12	0-0	0-0	3-0-3	3	10	0	2	2	1	28
00 Brendan Haywood	c	5-10	0-0	1-4	1-4-5	5	11	0	3	4	0	26
40 Joseph Forte	g	8-13	2-5	4-4	1-4-5	2	22	2	3	1	1	36
05 Ed Cota	g	4-9	0-1	3-5	1-6-7	4	11	5	2	0	1	39
21 Terrence Newby	g	0-0	0-0	0-0	0-0-0	0	0	0	0	0	0	1
24 Max Owens	g	2-2	1-1	0-0	0-0-0	0	5	0	1	0	1	12
45 Julius Peppers	g	2-3	0-0	2-2	3-5-6	4	6	0	1	2	0	20
TEAM					0-3-3							
Totals		29-58	4-9	12-17	10-24-34	19	74	12	14	9	6	200

TOTAL FG%	1st Half: 15-32 45.9%	2nd Half: 14-26 53.8%	Game: 50.0%
3-Pt. FG%	1st Half: 3-7 42.9%	2nd Half: 1-2 50.0%	Game: 44.4%
F Throw%	1st Half: 3-4 75.0%	2nd Half: 9-13 69.2%	Game: 70.6%

HOME TEAM: Tennessee 26-7

	FG	3PT	FT	REBS	O-D-T	PF	TP	A	TO	Bl	St	Min
22 Vincent Yarbrough	f	4-11	1-5	4-4	2-1-3	3	13	3	2	0	1	38
44 Isiah Victor	f	3-8	1-1	4-6	1-3-4	2	11	1	1	1	1	21
43 C.J. Black	c	6-7	1-1	4-4	1-4-5	4	17	0	1	1	1	21
14 Tony Harris	g	1-10	1-6	1-2	2-2-4	3	4	4	2	0	0	32
42 Jon Higgins	g	3-7	2-5	0-0	1-3-4	1	8	0	0	0	0	35
35 Ron Slay	g	4-11	0-3	4-4	2-5-7	1	12	1	3	1	2	24
05 Harris Walker	g	0-3	0-0	2-2	1-2-3	0	2	1	0	1	1	17
55 Charles Hathaway	g	0-2	0-0	2-2	3-1-4	3	2	1	1	0	1	12
TEAM					2-2-4							
Totals		21-59	6-21	21-24	15-23-38	17	69	11	14	4	9	200

TOTAL FG%	1st Half: 13-32 40.6%	2nd Half: 8-27 29.6%	Game: 35.6%
3-Pt. FG%	1st Half: 4-10 40.0%	2nd Half: 2-11 18.2%	Game: 28.6%
F Throw%	1st Half: 9-10 90.0%	2nd Half: 12-14 85.7%	Game: 87.5%

Officials: David Hall, Bob Donato, Mike Kitts
 Technical fouls: None
 Attendance: 16,371

Score by Periods	1st	2nd	Total
North Carolina	36	38	74
Tennessee	39	30	69

2001 NCAA Midwest Region — First Round

#9	Charlotte (22-10)	70
#8	Tennessee (22-11)	63
<i>March 16, 2001 • University of Dayton Arena • Dayton, Ohio</i>		

Poor shooting in the second half was too much for Tennessee to overcome, as the Vols fell 70-63 to Charlotte in the first round of the NCAA Tournament.

The Vols finished the game shooting 42 percent from the field but shot only 31 percent in the second half. The Vols also hit only 1-of-7 free-throw attempts and 1-of-11 3-point attempts in the second half. Free-throw shooting plagued the Vols the entire game as they made only 7-of-18. The Vols missed four free throws late in the second half, including the front-end of two one-and-ones.

"We just couldn't make a shot," UT head coach Jerry Green said. "From a coach's perspective, it's frustrating and you feel like you missed an opportunity. But again, those same guys are the ones over the last several years who have made those free throws."

Tennessee opened the game by hitting 10 of its first 17 shots to take a 26-18 lead. Foul trouble proved costly though, and Charlotte was able to come back and tie the game at 43 at the half.

The opening of the second half was the mirror opposite of the first half. The Vols scored only four points in the first 10:30 of the second half and were down 52-50 after a 3-point shot by Jon Higgins with 9:20 to play.

By that point, Tennessee had hit only two of 12 shots in the half while committing nine turnovers.

Charlotte eventually opened up a 59-50 lead with 6:59 to play. The Vols battled back and had the ball down 66-63 with just under 40 seconds left in the game. Tony Harris' 3-point attempt was off the mark, and the 49ers got the rebound. Jobey Thomas made four free throws in the final 24 seconds to seal the victory for Charlotte.

NOTES: Tennessee was seeded eighth and Charlotte was the No. 9 seed ... Charlotte lost to No. 1 seeded Illinois in the second round ... UT fell to 8-14 all-time in the NCAA Tournament ... The Vols made their first appearance in the Midwest Region ... UT's 191 blocked shots on the season ranked second all-time in school history.

VISITORS: Charlotte 22-10

	FG	3PT	FT	REBS	O-D-T	PF	TP	A	TO	Bl	St	Min
01 James Zimmerman	f	3-6	2-3	0-4	2-4-6	3	8	0	2	0	0	24
05 Rodney White	f	5-16	0-3	2-2	3-6-9	3	12	2	0	0	0	28
03 KenKay Jones	c	1-4	0-0	0-0	0-7-7	5	2	0	1	2	1	21
21 Diego Guevara	g	2-9	1-6	3-3	1-2-3	0	8	1	1	0	1	31
31 Jobey Thomas	g	3-9	2-7	4-4	0-0-0	0	12	0	3	0	2	28
10 Cam Stephens	g	2-5	0-0	4-4	4-1-5	4	8	1	1	0	1	19
11 Demone Brown	g	3-7	3-7	0-0	0-2-2	0	9	1	3	0	0	22
13 Jermaine Williams	0	0-0	2-2	2-2	2-2	2	2	2	0	0	0	11
54 Butter Johnson	4-6	0-1	1-4	3-5	3-8	3	9	0	1	0	0	16
TEAM					1-2-3							
Totals		23-62	8-27	16-23	16-31-47	20	70	5	14	2	5	200

TOTAL FG%	1st Half: 13-32 40.6%	2nd Half: 10-30 33.3%	Game: 24.3%
3-Pt. FG%	1st Half: 5-14 35.7%	2nd Half: 3-13 23.1%	Game: 29.6%
F Throw%	1st Half: 12-17 70.6%	2nd Half: 4-6 66.7%	Game: 69.6%

HOME TEAM: Tennessee 22-11

	FG	3PT	FT	REBS	O-D-T	PF	TP	A	TO	Bl	St	Min
22 Vincent Yarbrough	f	5-9	1-4	1-3	1-9-10	4	12	3	2	1	1	31
35 Ron Slay	f	3-8	0-2	2-7	2-4-6	4	8	2	4	0	0	21
44 Isiah Victor	c	4-9	0-1	0-1	3-4-7	4	8	2	1	0	0	19
14 Tony Harris	g	2-4	0-2	0-0	0-0-0	2	4	0	1	0	1	20
42 Jon Higgins	g	2-5	1-4	2-2	0-0-0	2	7	0	1	0	1	35
02 Jenis Grundstaf	0-3	0-2	0-0	0-0-0	0-0-0	0	0	0	0	0	0	7
05 Harris Walker	0-2	0-0	0-1	0-1-1	3	0	4	2	0	3	15	
12 Marcus Haislip	4-10	1-3	1-1	1-3-4	1	10	2	2	0	0	24	
31 Terrence Woods	3-7	3-7	0-0	1-3-4	2	9	3	0	0	0	14	
55 Charles Hathaway	2-3	0-0	1-3	1-4-5	1	5	0	1	0	0	14	
TEAM					2-0-2							
Totals		25-60	6-25	7-18	11-28-39	23	63	16	14	1	6	200

TOTAL FG%	1st Half: 16-31 51.6%	2nd Half: 9-29 31.0%	Game: 41.7%
3-Pt. FG%	1st Half: 5-14 35.7%	2nd Half: 1-11 9.1%	Game: 24.0%
F Throw%	1st Half: 6-11 54.5%	2nd Half: 1-7 14.3%	Game: 38.9%

Officials: David Hall, Frank Bosone, Ruben Ramos
 Technical fouls: None
 Attendance: 13,009

Score by Periods	1st	2nd	Total
Charlotte	43	27	70
Tennessee	43	20	63

OUTLOOK

PLAYERS

STAFF

REVIEW

RESULTS

RECORDS

HONORS

POSTSEASON

VOLMANAC

MEDIA INFO



2006 Washington D.C. Region — First Round

#15	Winthrop (23-8)	61
#2	Tennessee (22-7)	63

March 16, 2006 • Greensboro Coliseum • Greensboro, N.C.

Dane Bradshaw found a streaking Chris Lofton with an inbound pass with 2.9 seconds left, and Lofton buried a jumper over Winthrop's Torrell Martin to give Tennessee a 63-61 victory to advance to the second round of the Washington D.C. Regional.

"It was a good look, but he was all up on me," Lofton said. "It still felt good."

The frantic finish capped a heart-pounding game that featured nine ties and eight lead changes, the final one coming on Lofton's shot. His were the only points in the final 2:42, as both teams squandered chances to advance to the second round.

"It was a real gut check for both teams," UT head coach Bruce Pearl said. "Both teams were physically exhausted at the end of that game."

The Vols had a couple of opportunities in the final seconds. Point guard C.J. Watson missed a 3-pointer, but Tennessee retained possession when Bradshaw chased down a long rebound on the other end of the court. Pearl called a timeout to set up the play, with Bradshaw throwing it in.

The first option was for a lob pass to 6-foot-7 Andre Patterson, but when he was covered, Bradshaw looked for Lofton.

"I thought they were going to come to me the whole time, unless we got an easy shot, of course," Lofton said.

His was anything but, and after it went in with four-tenths of a second on the clock, the Tennessee players mobbed Watson. Winthrop coach Gregg Marshall used his final timeout, and James Shuler's long pass bounced off the backboard to Craig Bradshaw. Bradshaw's shot clanged off the rim, allowing the Volunteers to hang on.

The Volunteers survived despite its All-SEC backcourt of Watson and Lofton shooting a combined 8-of-24 from the field and 3-of-15 from 3-point range. It was Tennessee's frontcourt of Major Wingate and Patterson that carried the Vols. Wingate had a team-high 15 points, and Patterson had a double-double with 12 points and 11 rebounds.

"You can definitely make the case that this was good for us, the way it turned out," Dane Bradshaw said. "Coach says the teams we play obviously will continue to get better, but the situation we were in won't get any tougher."

VISITORS: Winthrop 23-8		FG		3PT		FT		REBS		O-D-T		PF		TP		A TO BI St Min			
00	James Shuler	f	4-12	1-3	1-3	1-5	6	1	10	3	1	0	1	35					
33	Phillip Williams	f	1-2	1-1	3-4	1	0	1	0	1	1	1	23						
05	Craig Bradshaw	c	5-17	1-8	1-2	2-5	7	3	12	3	4	2	37						
10	Chris Gaynor	g	4-7	2-4	0-0	0-3	3	10	4	0	0	1	33						
12	Torrell Martin	g	5-11	2-7	2-3	8-5	13	14	1	5	0	2	34						
11	Michael Jenkins	1-4	0-1	0-0	0-0	0-1	2	1	0	0	1	11							
22	Otis Daniels	1-2	0-0	3-4	2-0	2-1	5	0	1	0	0	14							
24	De'Andre Adams	0-0	0-0	0-0	0-1	1	0	1	2	0	0	7							
31	Taj McCullough	1-1	0-0	0-1	1-2	2	2	0	0	0	0	6							
TEAM																			
Totals		22-56	7-24	10-17	15-20	35	15	61	14	15	3	7	200						

TOTAL FG%	1st Half: 12-28 42.9%	2nd Half: 10-28 35.7%	Game: 39.3%
3-Pt. FG%	1st Half: 4-12 33.3%	2nd Half: 3-12 25.0%	Game: 29.2%
F Throw %	1st Half: 6-10 60.0%	2nd Half: 4-7 57.1%	Game: 58.8%

HOME TEAM: Tennessee 22-7		FG		3PT		FT		REBS		O-D-T		PF		TP		A TO BI St Min			
22	Andre Patterson	f	6-7	0-0	0-0	3-8	11	4	12	2	3	2	0	29					
23	Dane Bradshaw	f	1-4	0-1	3-5	0-3	2	5	2	0	1	2	28						
01	Major Wingate	c	5-8	0-0	5-6	2-4	6	15	1	2	3	1	30						
05	Chris Lofton	g	5-14	2-9	0-0	2-0	2	12	2	1	0	1	31						
32	C.J. Watson	g	3-10	1-6	2-2	0-0	0	4	9	2	3	0	27						
02	JaJuan Smith	2-5	2-4	0-0	0-1	2	6	0	0	0	0	16							
03	Stanley Asumnu	1-2	0-0	0-1	2-5	7	0	2	2	3	0	22							
15	Jordan Howell	1-3	0-1	0-0	1-1	2	1	0	1	0	0	14							
34	Ryan Caldwell	0-0	0-0	0-0	0-0	0	0	0	0	0	0	3							
TEAM																			
Totals		24-53	5-21	10-14	11-22	33	15	63	12	13	6	200							

TOTAL FG%	1st Half: 15-28 53.6%	2nd Half: 9-25 36.0%	Game: 45.3%
3-Pt. FG%	1st Half: 4-12 33.3%	2nd Half: 1-9 11.1%	Game: 23.8%
F Throw %	1st Half: 2-2 100%	2nd Half: 8-12 66.7%	Game: 71.4%

Officials: Mike Kitts, Sid Rodeheffer, Wally Rutecki
 Technicals: None
 Attendance: 22,073

Score by Periods	1st	2nd	Total
Winthrop	34	27	61
Tennessee	36	27	63

2006 Washington D.C. Region — Second Round

#7	Wichita State (26-8)	80
#2	Tennessee (22-8)	73

March 18, 2006 • Greensboro Coliseum • Greensboro, N.C.

Wichita State went on a 7-0 run to break a 65-all tie and the Shockers never looked back, defeating Tennessee 80-73 to advance to the Sweet Sixteen in Washington D.C.

Karon Bradley hit a short jumper to break the tie, and on the next possession, with the shot clock winding down, P.J. Cousinard stepped back and launched a straightaway 3-pointer that swished through the net giving the Shockers a lead they wouldn't relinquish. Wichita State advanced to the NCAA Tournament's round of 16 for the first time in 25 years.

Chris Lofton - who hit a last-second shot to beat Winthrop 63-61 in the first round - and eventual NBA point guard C.J. Watson each scored 20 points to lead the Volunteers. Major Wingate finished with 15 points, seven rebounds and five blocks.

"We'll be back," Pearl said. "I'm very, very proud of these young men. I can't tell you how many people have written or called and said how much they enjoyed this basketball team. This Tennessee basketball team will go down as one of the all-time best, and this was the group that got it started."

Tennessee led 63-58 on a pair of free throws from Watson with 5:42 left, but the Shockers rallied to tie it at 63 on a 3-pointer from Sean Ogirri.

After the teams traded baskets, Bradley drained a jumper from just outside the lane for a 67-65 lead with 2:12 left. Cousinard followed with the stepback 3-pointer over Dane Bradshaw for a 70-65 lead with 1:05 left.

Ogirri closed the spurt with two free throws for a 72-65 lead with 50.5 seconds left. Tennessee twice cut the deficit to three points in the final seconds. But the Vols got no closer, as Wichita State went 8-for-10 at the foul line in the final minute to seal it.

"I think we were in a position where we had them where we wanted them," said Bradshaw, who had two points and three steals. "I guess we just didn't execute. I'm not sure really what happened."

NOTES: Wichita State lost to eventual Final Four participant George Mason 63-55 in the Sweet Sixteen.

VISITORS: Wichita State 26-8		FG		3PT		FT		REBS		O-D-T		PF		TP		A TO BI St Min			
02	P.J. Cousinard	f	6-7	4-4	4-6	2-7	9	2	20	5	4	0	1	36					
32	Kyle Wilson	f	5-10	3-5	4-4	1-5	6	1	17	1	2	1	30						
45	Paul Miller	c	1-9	0-0	8-10	2-6	8	2	5	1	1	0	26						
22	Matt Braeuer	g	2-4	0-0	1-2	0-1	2	10	4	1	0	0	22						
33	Sean Ogirri	g	3-7	2-5	4-5	0-2	2	12	2	2	0	0	33						
00	Nick Rogers	0-0	0-0	0-0	0-0	0	0	0	0	0	0	0	2						
04	Ryan Martin	5-6	0-0	0-0	2-2	4	1	10	0	1	1	14							
05	Wendell Preadom	0-0	0-0	0-0	0-0	1	0	0	0	0	0	5							
10	Karon Bradley	2-5	0-1	2-2	1-1	2	6	3	1	0	1	22							
TEAM																			
Totals		24-48	9-15	23-29	9-25	34	12	80	16	13	2	3	200						

TOTAL FG%	1st Half: 10-27 37.0%	2nd Half: 14-21 66.7%	Game: 50.0%
3-Pt. FG%	1st Half: 4-8 50.0%	2nd Half: 5-7 71.4%	Game: 60.0%
F Throw %	1st Half: 6-8 75.0%	2nd Half: 17-21 81.0%	Game: 79.3%

HOME TEAM: Tennessee 22-8		FG		3PT		FT		REBS		O-D-T		PF		TP		A TO BI St Min			
22	Andre Patterson	f	1-4	0-0	0-0	2-4	6	5	2	4	0	1	0	24					
23	Dane Bradshaw	f	1-7	0-3	0-1	2-2	4	2	3	1	0	3	29						
01	Major Wingate	c	6-11	0-0	3-4	5-2	7	0	15	0	4	5	14						
05	Chris Lofton	g	7-21	6-18	0-0	1-2	3	20	2	2	0	2	34						
32	C.J. Watson	g	7-10	2-3	4-4	0-0	4	20	1	1	1	1	33						
02	JaJuan Smith	2-6	2-5	2-4	2-8	10	3	8	3	1	0	1	21						
03	Stanley Asumnu	3-8	0-0	0-0	4-2	6	0	1	6	0	1	0	18						
15	Jordan Howell	0-0	0-0	0-0	0-0	1	0	0	0	0	0	0	7						
TEAM																			
Totals		27-67	10-29	9-13	18-20	38	20	73	15	10	7	9	200						

TOTAL FG%	1st Half: 10-36 27.8%	2nd Half: 17-31 54.8%	Game: 40.3%
3-Pt. FG%	1st Half: 3-12 25.0%	2nd Half: 7-17 41.2%	Game: 34.5%
F Throw %	1st Half: 2-2 100%	2nd Half: 7-11 63.6%	Game: 69.2%

Officials: John Higgins, Mike Kitts, Bert Smith
 Technicals: None
 Attendance: 22,809

Score by Periods	1st	2nd	Total
Wichita State	30	50	80
Tennessee	25	48	73



2007 South Region — First Round

#12	Long Beach State (24-8)	86
#5	Tennessee (23-10)	121

March 16, 2007 • Nationwide Arena • Columbus, Ohio

Tennessee scored early, often and then scored some more as the Vols matched the most points ever scored by a team in a first-round NCAA Tournament game in its 121-86 dismantling of Long Beach State.

Chris Lofton led the way with 25 points. JaJuan Smith added 24 points, Ramar Smith 22, Duke Crews 12 and Wayne Chism 10 points, while Dane Bradshaw dished out a career-best 11 assists.

"It really was (fun)," Lofton said. "We're used to playing like that. When a team plays (uptempo) like that, we get excited. It was just a fast-paced game, and we put the 'fast' back in 'fast break.'"

Both teams came in averaging 80 points - putting them among the top 11 in the nation - so it wasn't a shocker that baskets came in bunches.

"I like an identity for a program. This is our identity," UT coach Bruce Pearl said. "We've never finished second in (any league in) scoring in 14 or 15 years I've been a head coach. I enjoy being uptempo and being aggressive in transition. We'll put four or five guys on the floor that can score, and they've got a lot of freedom."

Lofton led the way, as the Volunteers shot 59 percent from the field and made 14 of 27 3-pointers. He hit half of his eight shots behind the arc and JaJuan Smith hit 4-of-6.

Each team hit seven 3-pointers in a wild opening half that featured the Volunteers racing to a 29-12 lead in the opening 7 1/2 minutes. They did it with precision shooting, their full-court press and trapping pressure.

Lofton keyed the defense, with two steals leading to a pair of layups in a 5-second span.

Ahead 57-45 at the break, the Volunteers ran off 12 of the first 14 points in the second half - seven by Lofton - to build the lead to 69-47.

From then on, the points mounted. The Volunteers reached 90 with 10 minutes left.

"We knew we had to score," Ramar Smith said. "We knew it was going to be a high-scoring game, and we came out and scored."

VISITORS: Long Beach State 24-8

	FG	3PT	FT	O-D-T	PF	TP	A	TO	Bl	St	Min
15 Sterling Byrd	f	1-4	0-0	0-0	0-3-3	2	2	2	0	0	27
44 Dominique Ricks	f	1-2	0-0	0-0	2-1-3	3	2	0	0	0	10
01 Kejuan Johnson	g	8-16	5-8	3-3	1-3-4	3	24	0	1	1	35
20 Kevin Houston	g	6-15	2-4	3-4	0-1-1	4	17	3	0	0	33
55 Aaron Nixon	g	8-15	4-8	3-3	0-5-5	2	23	4	2	0	28
02 Louis Draby	g	3-5	1-1	0-0	1-1-2	3	7	2	1	0	25
10 Arturas Lazdaszkas	0-1	0-0	0-0	0-1-1	1	0	0	1	0	0	4
11 Artis Gant	0-0	0-0	0-0	1-0-1	0	0	0	0	0	0	2
21 Mark Dawson	3-7	0-0	1-2	4-2-6	4	7	0	2	2	0	28
22 Tim Island	0-0	0-0	0-0	0-0-0	0	0	0	0	0	0	2
33 Travon Free	2-2	0-0	0-2	0-0-0	1	4	0	0	0	0	4
50 Andrew Fleming	0-0	0-0	0-0	0-0-0	0	0	0	0	0	0	2
TEAM				0-2-2							
Totals	32-65	12-21	10-14	9-19-28	23	86	11	13	3	2	200

TOTAL FG%	1st Half: 17-32 53.1%	2nd Half: 15-33 45.5%	Game: 49.2%
3-Pt. FG%	1st Half: 7-12 58.3%	2nd Half: 5-9 55.6%	Game: 57.1%
F Throw %	1st Half: 4-7 57.1%	2nd Half: 6-7 85.7%	Game: 71.4%

HOME TEAM: Tennessee 23-10

	FG	3PT	FT	O-D-T	PF	TP	A	TO	Bl	St	Min
04 Wayne Chism	f	4-5	1-1	1-2	0-3-3	0	10	2	0	1	0
23 Dane Bradshaw	f	3-3	0-0	2-5	1-3-4	1	8	11	0	0	26
02 JaJuan Smith	g	8-12	4-6	4-5	2-4-6	4	24	1	0	0	23
05 Chris Lofton	g	9-14	4-8	3-3	0-3-3	3	25	2	1	0	24
12 Ramar Smith	g	8-13	2-4	4-4	0-2-2	2	22	6	0	2	29
15 Jordan Howell	2-6	2-5	0-0	1-1-2	4	6	2	0	0	0	20
24 Tanner Wild	1-2	1-1	0-0	0-0-0	0	3	0	0	0	0	2
25 Josh Tabb	3-5	0-1	1-1	3-2-5	4	7	0	2	0	3	22
30 Ben Bosse	0-1	0-0	0-0	0-1-1	0	0	0	0	0	0	3
32 Duke Crews	4-9	0-0	4-8	8-3-11	1	12	1	1	1	0	20
34 Ryan Chidress	1-3	0-1	2-2	0-4-4	1	4	0	2	0	0	17
TEAM				1-1-2							
Totals	43-73	14-27	21-30	16-27-43	20	121	25	6	4	11	200

TOTAL FG%	1st Half: 21-36 58.3%	2nd Half: 22-37 59.5%	Game: 58.9%
3-Pt. FG%	1st Half: 7-14 50.0%	2nd Half: 7-13 53.8%	Game: 51.9%
F Throw %	1st Half: 8-12 66.7%	2nd Half: 13-18 72.2%	Game: 70.0%

Officials: John Higgins, Paul Janssen, Earl Walton
 Technicals: None
 Attendance: 19,916

Score by Periods	1st	2nd	Total
Long Beach State	45	41	86
Tennessee	57	64	121

2007 South Region — Second Round

#5	Tennessee (24-10)	77
#4	Virginia (21-11)	74

March 18, 2007 • Nationwide Arena • Columbus, Ohio

JaJuan Smith scored 13 of his 16 points in the second half, Ryan Chidress scored all 10 of his points in the second half and Chris Lofton made six consecutive free throws in the final seconds as the Volunteers held off Virginia 77-74 in the second round of the NCAA Tournament to propel fifth-seeded Tennessee (24-10) to the round of 16 for the first time since 2000.

"When you reach the Sweet Sixteen at the University of Tennessee with the way we've had to rebuild, you've made a special place in history for yourself," Vols veteran Dane Bradshaw said.

The Vols had to hold on for dear life to advance past the second round. After taking a 10-point lead midway through the second half, Virginia came roaring back, cutting the lead to two after an Adrian Joseph basket.

But in the end, the Volunteers advanced by having their best player make the easiest shot of all. Lofton, the Southeastern Conference's Player of the Year, hit all six of his free throws in the last 27.7 seconds, keeping Tennessee ahead. He finished with 20 points.

"I started forcing shots," said Lofton, who was an uncharacteristic 4-of-16 from the field but 9-of-10 on free throws. "Coach (Pearl) kept telling me to be patient. Luckily, I got to the foul line and came through."

Virginia still had a chance as they got the ball back after Lofton's last made free throw, but point guard Sean Singletary missed an open 3-pointer with 1 second left.

In the opening minute, Reynolds and Lofton turned it into a game of H-O-R-S-E. Reynolds hit a 3-pointer from the top of the key on Virginia's first possession, and Lofton responded with a longer trey a minute later.

The challenge was on, and Reynolds was on his game. He was at his best during an 18-3 spurt that gave Virginia a 36-25 lead.

Then, it was Tennessee's turn.

JaJuan Smith had a three-point play and a steal-and-layup during a 15-2 spurt early in the second half that put Tennessee ahead for good 54-44. At that point, Singletary brought Virginia back, cutting the lead to 61-59.

Smith ended the comeback by hitting a 3-pointer, then taking a charge from Singletary.

VISITORS: Tennessee 24-10

	FG	3PT	FT	O-D-T	PF	TP	A	TO	Bl	St	Min
04 Wayne Chism	f	3-5	2-2	5-9	1-4-5	5	13	0	2	0	20
23 Dane Bradshaw	f	1-5	1-2	0-2	0-3-3	3	5	1	0	2	23
02 JaJuan Smith	g	6-13	3-7	1-1	1-1-2	2	26	2	2	0	32
05 Chris Lofton	g	4-16	3-9	9-10	1-2-3	2	20	2	1	0	33
12 Ramar Smith	g	1-4	0-2	5-8	1-5-6	5	7	1	5	0	32
15 Jordan Howell	0-1	0-1	0-0	0-0-0	0	0	0	1	1	0	10
25 Josh Tabb	1-2	0-1	0-0	1-1-2	3	2	0	2	0	0	13
32 Duke Crews	3-4	0-0	0-0	1-1-2	3	6	0	1	0	1	18
34 Ryan Chidress	3-4	2-2	2-2	4-4-8	2	10	1	0	0	0	21
TEAM				2-6-8							
Totals	22-54	11-26	22-32	12-27-39	25	77	12	16	0	7	200

TOTAL FG%	1st Half: 10-29 34.5%	2nd Half: 12-25 48.0%	Game: 40.7%
3-Pt. FG%	1st Half: 6-16 37.5%	2nd Half: 5-10 50.0%	Game: 42.3%
F Throw %	1st Half: 9-16 56.3%	2nd Half: 13-16 81.3%	Game: 68.8%

HOME TEAM: Virginia 21-11

	FG	3PT	FT	O-D-T	PF	TP	A	TO	Bl	St	Min
24 Mamadi Diane	f	0-4	0-4	0-0	0-1-1	4	0	1	1	1	33
33 Jason Cain	f	1-1	0-0	9-10	1-4-5	4	9	0	1	0	30
21 Tunji Soroye	c	0-0	0-0	2-2	1-2-3	2	2	0	0	3	21
02 J.R. Reynolds	g	8-16	4-11	6-6	0-1-1	2	26	0	0	3	34
44 Sean Singletary	g	4-14	1-7	10-12	1-5-6	4	19	5	6	0	39
01 Will Harris	0-0	0-0	0-0	0-0-0	0	0	0	0	0	0	1
11 Laurynas Mikalauskas	0-0	0-0	3-4	0-3-3	4	3	0	0	0	0	7
12 Jamil Tucker	1-2	1-1	0-0	0-0-2	2	3	0	0	0	0	6
30 Adrian Joseph	4-7	1-3	1-2	2-3-5	3	10	0	1	0	23	
34 Ryan Pettinella	0-0	0-0	0-0	0-0-0	0	0	0	0	0	0	1
45 Solomon Tat	1-2	0-0	0-0	0-3-3	1	2	0	1	0	0	5
TEAM				1-1-2							
Totals	18-48	7-26	31-36	6-23-29	26	74	5	12	5	5	200

TOTAL FG%	1st Half: 21-36 58.3%	2nd Half: 22-37 59.5%	Game: 58.9%
3-Pt. FG%	1st Half: 7-14 50.0%	2nd Half: 7-13 53.8%	Game: 51.9%
F Throw %	1st Half: 8-12 66.7%	2nd Half: 13-18 72.2%	Game: 70.0%

Officials: John Higgins, Paul Janssen, Hal Lusk
 Technicals: None
 Attendance: 19,916

Score by Periods	1st	2nd	Total
Virginia	38	36	74
Tennessee	35	42	77

NCAA GAME RECAPS

2007 South Region — Regional Semifinal

#5	Tennessee (24-11)	84
#1	Ohio State (33-3)	85

March 22, 2007 • Alamodome • San Antonio, Texas

With talented freshman center Greg Oden mired in foul trouble, the top-seeded Buckeyes fell behind by 20 points before halftime. But senior Ron Lewis and fellow freshman Mike Conley bailed out Oden and lifted Ohio State past Tennessee, 85-84, in the semifinals of the NCAA South Regional.

"We played about as well in the first half, I think, as we can play," Tennessee coach Bruce Pearl said. "We're terribly disappointed. We've proven we can beat some of the best teams in the country. We've also proven we can come close to beating some of the best teams in the country."

Conley had nine of his 17 from the foul line - including the winner with 6.5 seconds left.

But Conley missed a second shot, giving Tennessee one last chance. Ramar Smith grabbed the rebound and went all the way to the rim with Conley defending him. Smith's shot went up just before time expired.

Then it was Oden to the rescue, swatting the ball into the Volunteers' cheerleaders, while Smith landed hard in front of the Tennessee bench.

After trailing 49-29 in the final minute of the first half, the Buckeyes got a little back with a three-point play in the final second before intermission. Then came a 16-5 spurt, keyed by six Conley free throws. Fittingly, his pair of foul shots tied it at 64.

Things went back and forth from there, with 6-9 Ryan Childress hitting two 3-pointers for Tennessee and Conley making a three-point play but also missing a pair of free throws.

Ohio State tied it at 79 with 2:44 left on David Lighty's eighth 3-pointer of the season. It was a biggie because the Buckeyes never trailed again.

SEC Player of the Year Chris Lofton scored 24 points to lead Tennessee. He was 6-of-13 on 3-pointers, including one that tied it at 82 only seconds after Lewis had put Ohio State ahead with a trey of his own.

Smith scored 15 points and JaJuan Smith added 14 points and eight rebounds. Childress had 12, hitting 4-of-5 behind the arc.

Tennessee avoided Oden from the start by shooting 3-pointers over him, taking a slim lead. Then, he got his second foul with 10:48 to go in the half, and the Vols began attacking inside and out.

NOTES: Ohio State advanced all the way to the national championship game, where it fell to No. 1-seeded Florida 84-75.

VISITORS: Tennessee 24-11

	FG	3PT	FT	REBS	O-D-T	PF	TP	A	TO	Bl	St	Min
04 Wayne Chism	f	2-7	0-4	2-4	1-0-1	4	6	1	0	0	1	19
23 Dane Bradshaw	f	1-4	1-3	2-2	0-2-2	3	5	4	3	1	0	26
02 JaJuan Smith	g	5-10	4-5	0-0	4-4-8	4	14	1	0	0	1	28
05 Chris Lofton	g	9-18	6-13	0-0	1-4-5	1	24	1	0	0	0	33
12 Ramar Smith	g	6-10	0-0	3-7	0-3-3	3	15	4	0	0	1	33
15 Jordan Howell	0-0	0-0	0-0	0-0	0-2-2	1	0	1	0	0	0	9
25 Josh Tabb	1-3	1-1	0-0	1-5-6	2	3	2	1	0	1	0	18
32 Duke Crews	2-5	0-0	1-4	2-1-3	3	5	0	2	0	0	0	17
34 Ryan Childress	4-5	4-5	0-0	1-2-3	3	12	0	0	0	0	0	17
TEAM				0-1-1								
Totals	30-62	16-31	8-17	10-24-34	24	84	14	7	1	4	200	

TOTAL FG%	1st Half: 19-34 55.9%	2nd Half: 11-28 39.3%	Game: 48.4%
3-Pt. FG%	1st Half: 9-15 60.0%	2nd Half: 7-16 43.8%	Game: 51.6%
F Throw %	1st Half: 2-5 40.0%	2nd Half: 6-12 50.0%	Game: 47.1%

HOME TEAM: Ohio State 33-3

	FG	3PT	FT	REBS	O-D-T	PF	TP	A	TO	Bl	St	Min
03 Ivan Harris	f	4-4	3-3	0-0	0-3-3	3	11	1	0	0	0	18
20 Greg Oden	c	2-2	0-0	5-6	0-3-3	4	9	0	1	4	1	18
01 Mike Conley Jr.	g	4-10	0-0	9-14	4-3-7	3	17	6	1	0	2	34
12 Ron Lewis	g	9-17	3-9	4-4	1-4-5	1	25	1	2	0	0	36
14 Jamar Butler	g	1-6	1-6	0-0	0-2-2	1	3	2	2	0	0	36
23 David Lighty	2-3	1-2	2-5	0-2-2	1	7	1	0	0	0	0	20
31 Daequan Cook	2-4	0-1	0-0	0-0-0	0	4	1	1	0	0	0	8
42 Matt Terwilliger	1-3	0-1	0-0	2-1-3	0	5	0	0	0	0	0	14
45 Othello Hunter	2-2	0-0	0-2	1-4-5	4	4	1	1	1	0	0	16
TEAM				0-3-3								
Totals	27-51	8-22	23-35	8-25-33	17	85	13	8	5	3	200	

TOTAL FG%	1st Half: 13-27 48.1%	2nd Half: 14-24 58.3%	Game: 52.9%
3-Pt. FG%	1st Half: 3-10 30.0%	2nd Half: 5-12 41.7%	Game: 36.4%
F Throw %	1st Half: 3-6 50.0%	2nd Half: 20-29 69.0%	Game: 65.7%

Officials: David Libbey, Patrick Driscoll, Jamie Luckie

Technical: None

Attendance: 26,776

Score by Periods	1st	2nd	Total
Tennessee	49	35	84
Ohio State	32	53	85

2008 East Region — First Round

#15	American (21-12)	57
#2	Tennessee (30-4)	72

March 21, 2008 • BJCC Arena • Birmingham, Ala.

Tennessee avoided a massive first-round upset in the NCAA Tournament, breaking away from American 72-57 in the first round of the East Regional.

Believing the Volunteers deserved better than the No. 2 seed given them, guard JaJuan Smith wrote "No. 1 seed" on his orange-and-white sneakers. Facing a team making its NCAA Tournament debut, it was hardly a walkover.

Sluggish at the start and outthrust nearly the whole way, the second-seeded Vols turned it on late to avoid the upset.

Ahead 53-51 with 5:45 left, Tennessee held the 15th-seeded Eagles to only one basket the rest of the way.

"We just weren't playing our game," Smith said. "We were a little sloppy, but we turned it on at the end."

Smith finished with 19 points. Wayne Chism added 16 and helped Tennessee wear down the Eagles.

Tied at 40 with 11 minutes left, Tennessee finally put together a 10-0 run with Smith hitting a big 3-pointer. A pair of treys by Brian Gilmore gave American its late chance.

"I thought they came in confident. I thought they came in knowing that they could play with us," UT head coach Bruce Pearl said.

Garrison Carr, the MVP of the Patriot League Tournament, poured in 24 points. The sharpshooter tried to keep American close all by himself, taking on the whole Tennessee team in a game of H-O-R-S-E. The Vols threw five different defenders at him, hoping to weave through a staggered series of hard picks.

"One person can't guard him. He comes off eight or nine screens," All-American Tennessee guard Chris Lofton said. "I had to take a break in the first half. I was dead."

Tennessee relies on a controlled brand of chaos, but they struggled at the start, and Lofton was a non-factor. Starting UT point guard Ramar Smith sat out the first half.

The Eagles threw their bodies around more than the Vols and held a 39-27 rebounding edge, including 18-6 on the offensive end.

VISITORS: American 21-12

	FG	3PT	FT	REBS	O-D-T	PF	TP	A	TO	Bl	St	Min
34 Travis Lay	f	1-3	0-0	0-0	2-1-3	2	2	0	2	0	0	14
32 Cornelio Gulbunda	c	2-3	0-0	0-0	3-4-7	1	4	0	0	2	0	16
03 Derrick Mercer	g	4-12	1-3	0-2	0-3-3	4	9	3	3	0	0	39
05 Garrison Carr	g	9-21	6-15	2-2	0-2-2	3	26	2	3	0	1	40-
15 Frank Borden	g	0-3	0-1	0-0	3-5-8	5	0	2	5	0	0	33
04 Frane Markusovic	0-0	0-0	0-0	0-0-0	0	0	0	0	0	0	0	0+
14 Brian Gilmore	4-11	2-5	3-6	4-2-6	2	13	1	1	0	4	0	27
21 Nick Hendra	1-2	0-1	0-0	1-2-3	3	2	0	4	1	0	7	
22 Steve Luptak	0-0	0-0	0-0	0-0-0	0	0	0	0	0	0	0	0+
25 Romone Penny	0-0	0-0	0-0	0-0-0	1	0	0	1	0	0	1	0
33 Bryce Simon	0-0	0-0	0-0	0-0-0	0	0	0	0	0	0	0	0+
44 Jordan Nichols	0-3	0-0	1-2	3-2-5	5	1	1	2	0	0	0	23
TEAM				2-0-2								
Totals	21-58	9-25	6-12	18-21-39	26	57	9	22	3	5	200	

TOTAL FG%	1st Half: 9-29 31.0%	2nd Half: 12-29 41.4%	Game: 36.2%
3-Pt. FG%	1st Half: 2-8 25.0%	2nd Half: 7-17 41.2%	Game: 36.0%
F Throw %	1st Half: 2-4 50.0%	2nd Half: 4-8 50.0%	Game: 50.0%

HOME TEAM: Tennessee 30-4

	FG	3PT	FT	REBS	O-D-T	PF	TP	A	TO	Bl	St	Min
01 Tyler Smith	f	4-8	0-1	6-8	1-6-7	2	14	6	1	1	1	36
04 Wayne Chism	f	6-10	2-3	2-3	2-5-7	5	16	0	2	0	2	24
02 JaJuan Smith	g	7-12	4-8	1-2	0-1-1	1	19	2	2	0	1	33
05 Chris Lofton	g	1-7	0-5	3-4	1-2-3	1	5	0	3	0	3	33
15 Jordan Howell	g	0-2	0-2	0-0	0-1-1	2	0	2	1	0	1	13
12 Ramar Smith	0-0	0-0	4-6	0-0-2	2	4	2	0	0	0	0	14
22 Steven Pearl	0-0	0-0	0-0	0-0-0	0	0	0	0	0	0	0	0+
25 Josh Tabb	0-0	0-0	0-0	0-0-0	1	0	0	1	0	0	0	7
30 J.P. Prince	1-3	0-0	6-8	0-2-2	1	4	1	3	0	3	0	21
32 Duke Crews	2-2	0-0	0-0	0-2-2	1	4	0	1	2	1	0	15
33 Brian Williams	1-1	0-0	0-0	0-0-0	0	0	2	0	0	0	0	3
34 Ryan Childress	0-0	0-0	0-0	0-0-0	0	0	0	0	0	0	0	1
TEAM				2-0-2								
Totals	22-45	6-19	22-31	6-21-27	16	72	13	14	3	12	200	

TOTAL FG%	1st Half: 10-22 45.5%	2nd Half: 12-23 52.2%	Game: 48.9%
3-Pt. FG%	1st Half: 2-11 18.2%	2nd Half: 4-8 50.0%	Game: 31.6%
F Throw %	1st Half: 7-8 87.5%	2nd Half: 15-23 65.2%	Game: 71.0%

Officials: Zelton Steed, Gerry Pollard, Chris Rastaher

Technical: None

Attendance:

Score by Periods	1st	2nd	Total
American	22	35	57
Tennessee	29	43	72

2009 East Region — First Round

#9	Tennessee (21-13)	75
#8	Oklahoma State (23-11)	77
<i>March 20, 2009 • University of Dayton Arena • Dayton, Ohio</i>		

After 40 hard-fought minutes of basketball, Oklahoma State outlasted Tennessee to earn a 77-75 decision in the first round of the NCAA Tournament at University of Dayton Arena in Dayton, Ohio.

"We played a lot of good basketball out there today, and we played against a really good team, one of the better teams we played in a few weeks, and we're right there," UT head coach Bruce Pearl said.

Cowboys point guard Byron Eaton put his team ahead for good after a three-point play with 7.2 seconds showing on the clock. Eaton drove to the basket for a layup and made the ensuing free throw after being fouled by Vols forward Tyler Smith.

With one final shot for the Vols, Smith came off a ball screen and launched a 3-pointer, only to see it rim out at the buzzer.

"It's a shot that he takes and makes a lot at the end of practice," Pearl said. "I didn't want anybody else taking that last shot."

Smith led the Big Orange with 21 points, including a perfect 10-for-10 performance at the foul line. Redshirt freshman guard Cameron Tatum followed with 12 points, and junior Wayne Chism added 11 points.

Paced by Eaton's 20 points, Oklahoma State also received a lift from Marshall Moses' double-double performance of 16 points and 11 rebounds.

Tennessee heads back to Knoxville after its fourth consecutive NCAA Tournament bid under Pearl.

NOTES: Oklahoma State lost to No. 1-seeded Pittsburgh 84-76 in the second round.

VISITORS: Tennessee 21-13		FG		3PT	FT	REBS		O-D-T		PF	TP	A	TO	Bl	St	Min
01	Smith, Tyler	f	5-10	1-4	10-10	2-0-2	3	21	3	2	0	0	36			
04	Chism, Wayne	c	4-14	3-9	0-0	2-4-6	4	11	1	4	1	0	28			
03	Maze, Bobby	g	2-5	2-5	0-0	0-1-1	0	6	5	0	0	0	27			
30	Prince, J.P.	g	2-3	0-0	0-2	1-4-5	2	4	2	1	0	3	24			
32	Hopson, Scotty	g	3-9	1-6	1-1	0-2-2	2	8	3	1	0	1	31			
05	Negedu, Emmanuel	2-2	0-0	2-4	2-1-3	0	6	0	0	0	0	0	6			
23	Tatum, Cameron	4-8	3-7	1-1	0-2-2	3	12	0	1	0	0	0	23			
25	Tabb, Josh	1-2	1-2	2-3	0-2-2	1	5	1	0	0	0	0	9			
33	Williams, Brian	1-3	0-0	0-0	1-1-2	1	2	1	2	0	0	0	16			
TEAM					3-0-3											
Totals			24-56	11-33	16-21	11-17-28	16	75	16	11	1	4	200			

TOTAL FG%	1st Half: 12-30 40.0%	2nd Half: 12-26 46.2%	Game: 42.9%
3-Pt. FG%	1st Half: 5-15 33.3%	2nd Half: 6-18 33.3%	Game: 33.3%
F Throw %	1st Half: 5-7 71.4%	2nd Half: 11-14 78.6%	Game: 76.2%

HOME TEAM: Oklahoma State 23-11		FG		3PT	FT	REBS		O-D-T		PF	TP	A	TO	Bl	St	Min
33	Moses, Marshall	f	8-10	0-0	0-0	5-6-11	3	16	1	1	0	0	31			
00	Eaton, Byron	g	7-10	0-1	6-7	1-0-1	4	20	7	6	0	0	36			
01	Harris, Terrel	g	5-11	1-6	4-5	0-4-4	4	15	2	2	0	1	34			
12	Page, Keiton	g	2-6	2-6	0-0	0-1-1	2	6	2	0	0	0	33			
23	Anderson, James	g	4-8	2-4	0-1	2-4-6	4	10	1	3	0	2	31			
02	Muonelo, Obi	3-7	2-4	0-0	0-7-7	2	8	0	0	0	2	22				
04	Brown, Anthony	1-1	0-0	0-0	0-0-0	0	2	0	0	0	0	0	9			
15	Sidorakis, Nick	0-0	0-0	0-0	0-0-0	0	0	0	0	0	0	0	4			
TEAM					1-1-1											
Totals			30-53	7-21	10-13	8-23-31	20	77	13	12	0	5	200			

TOTAL FG%	1st Half: 15-27 55.6%	2nd Half: 15-26 57.7%	Game: 56.6%
3-Pt. FG%	1st Half: 4-13 30.8%	2nd Half: 3-8 37.5%	Game: 33.3%
F Throw %	1st Half: 4-5 80.0%	2nd Half: 6-8 75.0%	Game: 76.9%

Officials: Michael Roberts, Brian O'Connell, Mike Sanzere
Technical: Tennessee-None. Oklahoma State-Moses, Marshall; TEAM.
Attendance: 12,499

Score by Periods	1st	2nd	Total
Tennessee	34	41	75
Oklahoma State	38	39	77

2010 Midwest Region — First Round

#11	San Diego State (25-9)	59
#6	Tennessee (26-8)	62
<i>March 18, 2010 • Dunkin' Donuts Center • Providence, R.I.</i>		

Melvin Goins made his fourth 3-pointer with 19 seconds left after San Diego State cut the deficit to one point, and Tennessee held off the Aztecs 62-59 at the Dunkin' Donuts Center in Providence, R.I., to advance to the second round of the NCAA Tournament.

Goins and J.P. Prince scored 15 points apiece for the sixth-seeded Volunteers on coach Bruce Pearl's 50th birthday.

"That was a very defensive-minded game," Pearl said. "Both teams can really defend. The way we won the game was the way the kids have been winning all year long — really resilient. We didn't play very well. San Diego State had a lot to do with that."

D.J. Gay had 16 points for No. 11 seed San Diego State, which won the Mountain West Conference. Future NBA standout Kawhi Leonard scored 12 with 10 rebounds for SDSU, but he missed a well-guarded 3-pointer at the buzzer that would have tied it.

Making their fifth straight tournament appearance, the Vols did their best to erase the memory of last year's first-round loss to Oklahoma State — the only time they've failed to win a game in the tournament under Pearl (a native of nearby Sharon, Mass.).

Up six before Gay's 3-pointer made it 53-50 with 4:15 left, the Vols made it a five-point lead on Bobby Maze's free throws. Kelvin Davis hit a pair of free throws and Billy White made a jumper for San Diego State to make it 55-54 with just under two minutes left.

Brian Williams and Gay exchanged free throws, then J.P. Prince missed a pair of foul shots with 47 seconds left and the Vols still nursing a one-point lead. But Wayne Chism grabbed the rebound, and Tennessee ran another 28 seconds off the clock before Goins hit a 3-pointer to make it 60-56.

"I think the shot clock was at about seven seconds," said Goins, who was right in front of the Tennessee bench when he got the ball. "Even before I got the ball, I heard coach yelling, 'Stick, stick, stick.' That gave me confidence to shoot."

Goins then fouled Gay during a 3-point attempt, and the San Diego State guard made all three foul shots. But Chism made two free throws at the other end with 7.4 seconds left and then hustled to contest Leonard on the final shot.

Goins was 4 for 5 from 3-point range, and the Vols went 8 for 17 from beyond the arc.

VISITORS: San Diego State 25-9		FG		3PT	FT	REBS		O-D-T		PF	TP	A	TO	Bl	St	Min
15	Leonard, Kawhi	f	5-15	0-4	2-2	3-7-10	3	12	2	3	2	3	33			
32	White, Billy	f	3-7	0-0	1-2	0-1-1	1	7	1	2	0	0	29			
04	Thomas, Malcolm	c	2-6	0-0	4-6	1-3-4	2	8	4	3	2	1	38			
23	Gay, D.J.	g	4-8	2-6	6-6	0-3-3	2	16	1	1	0	0	40			
04	Davis, Kelvin	g	4-6	1-3	2-3	0-3-3	3	11	0	1	0	0	28			
03	Shelley, Tyrone	0-3	0-1	0-0	1-0-1	1	0	1	0	0	0	0	3			
05	Carlwell, Brian	1-3	0-1	1-2	5-1-6	0	3	0	0	0	0	0	13			
22	Tapley, Chase	1-4	0-3	0-0	0-2-2	4	2	1	1	1	0	0	16			
TEAM					1-2-3											
Totals			20-52	3-18	16-21	11-22-33	16	59	10	6	3	200				

TOTAL FG%	1st Half: 9-28 32.1%	2nd Half: 11-24 45.8%	Game: 38.5%
3-Pt. FG%	1st Half: 2-12 16.7%	2nd Half: 1-6 16.7%	Game: 16.7%
F Throw %	1st Half: 6-8 75.0%	2nd Half: 10-13 76.9%	Game: 76.2%

HOME TEAM: Tennessee 26-8		FG		3PT	FT	REBS		O-D-T		PF	TP	A	TO	Bl	St	Min
04	Chism, Wayne	f	4-12	1-3	2-2	1-4-5	3	11	0	2	1	1	35			
33	Williams, Brian	c	0-3	0-0	2-2	3-5-8	4	2	1	1	0	0	22			
03	Maze, Bobby	g	3-7	1-2	4-4	0-0-0	2	11	2	0	0	0	23			
30	Prince, J.P.	g	5-9	0-1	5-8	3-3-6	2	15	2	2	1	1	32			
32	Hopson, Scotty	g	3-9	2-5	0-0	1-2-3	2	8	3	3	0	1	26			
13	McBee, Skylar	0-2	0-1	0-0	0-1-1	0	0	0	0	0	0	0	5			
20	Hall, Kenny	0-1	0-0	0-0	2-0-2	1	0	1	0	0	0	0	8			
21	Goins, Melvin	5-7	4-5	1-2	0-1-1	1	15	0	0	0	0	0	19			
22	Pearl, Steven	0-1	0-0	0-0	1-1-2	2	0	1	0	0	0	0	15			
23	Tatum, Cameron	0-1	0-0	0-0	0-1-1	1	0	0	2	1	0	0	15			
TEAM					2-1-3											
Totals			20-52	8-17	14-18	13-19-32	19	62	10	11	3	3	200			

TOTAL FG%	1st Half: 13-29 44.8%	2nd Half: 7-23 30.4%	Game: 38.5%
3-Pt. FG%	1st Half: 4-9 44.4%	2nd Half: 4-8 50.0%	Game: 47.1%
F Throw %	1st Half: 4-6 66.7%	2nd Half: 10-12 83.3%	Game: 77.8%

Officials: Paul H. Janssen, Gerry D. Pollard, Sean Casady
Technical: San Diego State-None. Tennessee-None
Attendance: 10,788

Score by Periods	1st	2nd	Total
San Diego State	26	33	59
Tennessee	34	28	62

2010 Midwest Region — Second Round

#14	Ohio (22-15)	68
#6	Tennessee (27-8)	83

March 20, 2010 • Dunkin' Donuts Center • Providence, R.I.

J.P. Prince scored 18 points and Scotty Hopson had 17 to lead sixth-seeded Tennessee to an 83-68 victory over Ohio at the Dunkin' Donuts Center in Providence, R.I., helping the Volunteers reach their third Sweet Sixteen in four years.

"J.P. Prince was the best player in this regional," UT head coach Bruce Pearl said. "He played as well as any player in the tournament this weekend."

Tennessee earned a matchup with No. 2-seed Ohio State in St. Louis. The Volunteers have never gotten past the third round, including losses to Ohio State and Louisville under Pearl in 2007 and 2008.

"I've been there twice already and came up short twice," said Wayne Chism, who had nine points and 12 rebounds. "I'm happy to be back on that stage again, I can't wait to get there."

Chism joined former Tennessee All-Americans Chris Lofton and Dale Ellis as the only Vols ever to score 100 career points in the NCAA Tournament, as his nine-game total stands at 101.

Tommy Freeman scored 23 points for Ohio, which was the lowest-seeded team to get out of the first round. But he didn't get enough help from Armon Bassett and D.J. Cooper, the guards who starred in a first-round victory over third-seeded Georgetown before combining for 23 points on seven-for-23 shooting against Tennessee.

"The plan from the jump was to stop those guards," UT junior center Brian Williams said, "and then dominate underneath and on the boards."

The Vols did just that, outscoring the Mid-American Conference champions, 58-12, in the paint and winning the battle of the boards 41-33.

The Bobcats trailed by six points midway through the second half before the Volunteers went on a 10-1 run to put it away.

The Volunteers took the lead with an 18-2 run that started with 12 minutes left in the first half, turning a 20-point deficit into a 14-point lead. Ohio kept firing 3-point shots — they attempted 26 in the game, making 10 — but never got any closer than 50-45.

"Our top five guys aren't necessarily going to win in this tournament, but our 10 can," said Pearl, whose bench held a 28-0 advantage over the Bobcats. "This is a team with many dimensions, and when we defend and rebound we've got a chance to win."

VISITORS: Ohio 22-15

	FG	3PT	FT	REBS	PF	TP	A	TO	Bl	St	Min
01 Washington, De. f	4-13	0-0	8-12	6-2-8	3	16	2	1	2	3	38
24 Freeman, Tommy f	8-13	6-11	1-1	0-1-1	3	23	0	2	1	1	33
12 van Kempen, Kenneth c	3-7	0-0	0-0	0-3-3	3	6	1	0	0	0	32
00 Bassett, Armon g	2-10	1-6	2-6	0-5-5	3	7	6	7	0	3	40
05 Cooper, D.J. g	5-13	3-8	3-7	3-3-6	1	16	5	4	0	2	40
03 Baltic, Ivo	0-0	0-0	0-0	0-0-0	1	0	0	0	0	0	0+
04 McKinley, David	0-0	0-0	0-0	0-0-0	0	0	0	0	0	0	0+
11 Adedeji, Adetunji	0-0	0-0	0-0	0-0-0	0	0	0	0	0	0	0+
30 Keely, Reggie	0-1	0-0	0-0	1-3-4	1	0	1	0	1	0	10
44 Sayles, Asown	0-1	0-1	0-0	1-0-1	2	0	0	0	0	0	7
TEAM				3-2-5							
Totals	22-58	10-26	14-26	14-19-33	17	68	15	14	1	9	200

TOTAL FG%	1st Half: 9-26 34.6%	2nd Half: 13-32 40.6%	Game: 37.9%
3-Pt. FG%	1st Half: 5-11 45.5%	2nd Half: 5-15 33.3%	Game: 38.5%
F Throw %	1st Half: 4-9 44.4%	2nd Half: 10-17 58.8%	Game: 53.8%

HOME TEAM: Tennessee 27-8

	FG	3PT	FT	REBS	PF	TP	A	TO	Bl	St	Min
04 Chism, Wayne f	3-7	1-1	2-2	0-12-12	2	9	4	0	1	1	37
33 Williams, Brian c	4-6	0-0	0-0	4-8-12	4	8	2	0	2	0	24
03 Maze, Bobby g	1-5	0-2	1-2	1-3-4	3	9	2	0	2	2	29
30 Prince, J.P. g	7-9	0-0	4-7	1-3-4	4	18	3	2	0	1	24
32 Hopson, Scotty g	7-9	2-5	1-2	0-0-0	3	17	0	3	0	1	24
00 Woolridge, Renaldo	0-0	0-0	0-0	0-0-0	0	0	0	0	0	0	0+
13 McBee, Skyler	0-0	0-0	0-0	0-1-1	0	0	0	0	0	0	0+
20 Hall, Kenny	2-2	0-0	0-0	0-0-0	1	4	0	1	0	0	8
21 Goins, Melvin	1-2	0-1	0-0	0-0-0	1	2	1	3	0	1	12
22 Pearl, Steven	2-4	0-0	2-4	1-0-1	3	6	0	2	0	1	15
23 Tatum, Cameron	5-13	1-6	0-0	0-1-1	1	11	1	2	0	1	21
24 Bone, Josh	2-3	1-1	0-1	3-1-4	0	5	1	0	0	0	10
TEAM				1-1-2							
Totals	34-60	5-14	10-18	11-30-41	22	83	21	16	3	8	200

TOTAL FG%	1st Half: 15-26 57.7%	2nd Half: 19-34 55.9%	Game: 56.7%
3-Pt. FG%	1st Half: 4-8 50.0%	2nd Half: 1-6 16.7%	Game: 35.7%
F Throw %	1st Half: 4-6 66.7%	2nd Half: 6-12 50.0%	Game: 55.6%

Officials: Ed Corbett, Michael Stephens, Paul H. Janssen
 Technicals: Ohio-None, Tennessee-None
 Attendance: 11,271

Score by Periods	1st	2nd	Total
Ohio	27	41	68
Tennessee	38	45	83

2010 Midwest Region — Regional Semifinal

#2	Ohio State (29-8)	73
#6	Tennessee (28-8)	76

March 26, 2010 • Edward Jones Dome • St. Louis, Mo.

Brian Williams scored the go-ahead basket on a tip-in with 32 seconds left, Bobby Maze converted a pair of late free throws and J.P. Prince blocked a desperation 3-pointer at the buzzer, leading Tennessee past Ohio State 76-73 in the Midwest Region semifinal and into the NCAA Tournament's round of eight for the first time in UT's 101-year hardwood history.

Wayne Chism finished with 22 points — all but four in the second half — and 11 rebounds for the sixth-seeded Vols, who pulled out a back-and-forth tussle after going 0-5 in its previous regional semifinal chances.

As the final buzzer sounded, Tennessee players let out screams of joy and sprinted onto the court.

Ohio State's Evan Turner — the National Player of the Year — finished with 31 points, 21 in the second half, but the rest of the Buckeyes were just 3-of-16 from the field in the second half. Jon Diebler, so big for Ohio State in the first two rounds, shot 1-of-7 from 3-point range.

William Buford scored 15 points, and David Lighty added nine for OSU, which had won four of its previous five meetings against UT, including a matchup in the 2007 regional semifinals.

After making only three baskets in the first half, Turner surpassed that output in the first 5:12 of the second half. Lighty finally gave him some help, scoring on a layup to put Ohio State in front 59-56 with 7:37 to play.

But Tennessee responded with a 12-4 run, getting contributions from four different players.

Chism gave the Vols a 72-70 lead with 1:39 to play. Turner came up with yet another big play, swishing a 3-pointer from just beyond the arc with less than 42 seconds to go. But Williams, a big, bruising center, tipped in Prince's miss on a layup.

Turner missed at the other end and Kyle Madsen lost the ball under the basket. With less than 13 seconds left, Turner fouled Maze, who after a timeout, coolly blew a kiss to someone in the Tennessee fan section. He made both free throws, giving Tennessee a 76-73 lead.

Turner had two more opportunities — and he had knocked down last-second shots before. But this time, he missed from deep in the left corner, then got the ball back. His last shot from near the top of the key didn't even get to the rim, as Prince managed to elevate, extend his arm and make an athletic block.

"Turner got a little bit of a look, but it wasn't very good," Pearl said. "Now we're going to go see if we can live every kid's dream."

VISITORS: Tennessee 28-8

	FG	3PT	FT	REBS	PF	TP	A	TO	Bl	St	Min
04 Chism, Wayne f	9-16	1-3	3-4	5-6-11	1	26	1	3	1	0	35
33 Williams, Brian c	4-5	0-0	1-2	4-8-12	3	9	1	2	0	0	32
03 Maze, Bobby g	4-9	0-2	2-2	2-1-3	1	10	2	1	0	1	19
30 Prince, J.P. g	6-13	0-0	2-3	2-0-2	3	14	6	3	1	2	31
32 Hopson, Scotty g	1-5	0-3	1-1	2-2-4	3	3	1	5	0	0	23
20 Hall, Kenny	0-1	0-0	0-0	1-0-1	1	0	0	0	0	0	4
21 Goins, Melvin	2-8	0-2	0-0	1-0-1	3	4	0	0	0	1	22
22 Pearl, Steven	0-1	0-0	0-0	1-0-1	3	0	0	0	1	1	8
23 Tatum, Cameron	3-4	2-3	3-3	0-0-0	1	11	0	0	0	1	14
24 Bone, Josh	1-2	1-2	0-0	0-1-1	1	3	0	0	0	0	12
TEAM				2-3-5							
Totals	30-64	4-15	12-15	20-21-41	20	76	15	16	3	6	200

TOTAL FG%	1st Half: 15-33 45.5%	2nd Half: 15-31 48.4%	Game: 46.9%
3-Pt. FG%	1st Half: 4-8 50.0%	2nd Half: 0-7 0.0%	Game: 26.7%
F Throw %	1st Half: 5-7 71.4%	2nd Half: 7-8 87.5%	Game: 80.0%

HOME TEAM: Ohio State 29-8

	FG	3PT	FT	REBS	PF	TP	A	TO	Bl	St	Min
23 Lighty, David g	4-8	1-3	0-2	2-1-3	3	9	5	2	1	2	26
44 Buford, William g	5-13	2-5	3-4	0-4-4	2	15	3	0	0	2	29
52 Lauderdale, Dallas c	1-1	0-0	0-2	2-4-6	2	2	1	1	0	0	20
21 Turner, Evan g	10-23	2-4	9-9	4-3-7	4	31	5	6	1	1	40
33 Diebler, Jon g	1-8	1-7	0-0	0-0-2	2	3	0	0	0	1	40
02 Simmons, Jeremie c	3-4	3-4	0-0	0-0-2	2	9	0	1	0	1	14
15 Madsen, Kyle	1-1	0-0	2-2	2-1-3	1	4	0	1	0	0	11
TEAM				3-3-6							
Totals	25-58	9-23	14-19	13-16-29	16	73	14	11	3	6	200

TOTAL FG%	1st Half: 15-27 55.6%	2nd Half: 10-31 32.3%	Game: 43.1%
3-Pt. FG%	1st Half: 6-11 54.5%	2nd Half: 3-12 25.0%	Game: 39.1%
F Throw %	1st Half: 6-8 75.0%	2nd Half: 8-11 72.7%	Game: 73.7%

Officials: Mike Kitts, Bryan Kersey, Don Daily
 Technicals: Tennessee-None, Ohio State-None
 Attendance: 26,377

Score by Periods	1st	2nd	Total
Tennessee	39	37	76
Ohio State	42	31	73

OUTLOOK
PLAYERS
STAFF
REVIEW
RESULTS
RECORDS
HONORS
POSTSEASON
VOLTMANAC
MEDIA INFO



2010 Midwest Region — Regional Final

#5	Michigan State (28-8)	70
#6	Tennessee (28-9)	69

March 28, 2010 • Edward Jones Dome • St. Louis, Mo.

Tennessee outshot Michigan State, equaled the Spartans — statistically, the nation's best rebounders — on the boards and had one fewer turnover.

"The numbers look pretty good," Volunteers coach Bruce Pearl conceded, glancing at the box score.

But defensive lapses at the end of both halves during the Midwest Regional Final at the Edward Jones Dome doomed the Vols, as MSU advanced by a score of 70-69.

"This one won't go away... forever," Pearl said.

Tennessee led 41-37 as the last seconds ticked off before intermission. After a couple of missed shots, MSU retained possession with one second left when the ball went out of bounds under its basket.

Forward Draymond Green cut through the lane, took a pass from guard Durrell Summers and laid in a shot at the buzzer, halving the Vols' halftime edge.

After surviving a 14-1 Spartans run and charging back from an eight-point deficit in the second half, UT forged a 69-69 tie when Scotty Hopson made the first of two free throws with 11 seconds left. Hopson missed the second, setting up the final, decisive, sequence.

Spartans guard Korie Lucious corralled the rebound, hustled into the frontcourt then dished to Green near the top of the circle. Green wheeled to his right and spied forward Raymar Morgan under the basket, waving his arms frantically.

Green whipped a pass to Morgan, who was fouled by UT senior guard J.P. Prince with 1.8 seconds remaining.

Morgan made the first free throw, then purposely clanked the next. The Vols called a timeout with 1.6 seconds left, but Prince's half-court heave at the buzzer fell short.

"We didn't get back defensively," Pearl said. "They got the ball way too close to the basket, got way too good a look."

Despite the wrenching defeat, Pearl declared that Tennessee took a "major step" by reaching its first-ever Elite Eight and posting the second-highest win total in school history (28).

"We came to this regional to win it and get to the Final Four," Pearl said. "But I'm proud of my seniors and proud of our basketball program."

NOTES: Michigan State lost to Butler 52-50 in the Final Four.

VISITORS: Tennessee 28-9

	FG	3PT	FT	REBS	PF	TP	A	TO	Bl	St	Min		
04 Chism, Wayne	f	5-9	3-4	0-0	0-3	2	13	1	0	0	33		
33 Williams, Brian	c	5-8	0-0	1-4	4-5	2	11	0	1	2	33		
03 Maze, Bobby	g	3-9	1-4	2-2	0-0	1	9	3	2	0	22		
30 Prince, J.P.	g	5-5	0-0	2-2	1-2	3	12	5	1	1	28		
32 Hopson, Scotty	g	3-7	1-4	3-6	0-3	1	10	1	0	0	33		
20 Hall, Kenny	g	0-1	0-0	0-0	1-0	1	0	0	0	0	3		
21 Goins, Melvin	2-5	1-3	2-2	0-1	1	7	0	0	0	1	17		
22 Pearl, Steven	0-0	0-0	0-0	1-1	2	0	0	1	0	2	11		
23 Tatum, Cameron	1-2	1-1	4-5	0-1	2	7	1	0	0	0	12		
24 Bone, Josh	0-1	0-0	0-0	1-0	1	0	0	1	0	0	8		
TEAM				2-13									
Totals		24-47	7-16	14-21	10-17	27	15	69	11	10	3	6	200

TOTAL FG%	1st Half: 14-25 56.0%	2nd Half: 10-22 45.5%	Game: 51.1%
3-Pt. FG%	1st Half: 6-9 66.7%	2nd Half: 1-7 14.3%	Game: 43.8%
F-Throw %	1st Half: 7-9 77.8%	2nd Half: 7-12 58.3%	Game: 66.7%

HOME TEAM: Michigan State 28-8

	FG	3PT	FT	REBS	PF	TP	A	TO	Bl	St	Min	
02 Morgan, Raymar	f	4-11	0-1	5-6	6-4	10	13	2	1	2	35	
10 Roe, Delvon	f	1-4	0-0	1-2	0-0	4	3	1	1	3	20	
50 Nix, Derrick	c	1-1	0-0	0-0	1-0	1	2	0	0	0	13	
15 Summers, Durrell	g	8-10	4-6	1-1	1-3	4	21	1	2	0	29	
34 Lucious, Korie	g	2-9	1-7	3-4	2-1	3	8	4	5	1	35	
03 Allen, Chris	2-6	1-3	3-5	1-1	2	3	8	2	0	0	29	
13 Thornton, Austin	1-1	0-0	0-0	0-0	4	2	0	0	0	0	5	
20 Kebler, Mike	0-0	0-0	0-0	0-0	0	0	0	0	0	0	6	
22 Dahlman, Isaiah	0-0	0-0	0-0	0-1	0	0	0	0	0	0	0	
23 Green, Draymond	5-10	0-1	3-3	0-1	1	4	15	2	2	2	26	
41 Sherman, Garrick	0-0	0-0	0-0	0-2	2	0	0	0	0	0	2	
TEAM				2-13								
Totals		24-52	6-18	16-21	13-14	27	70	12	11	8	8	200

TOTAL FG%	1st Half: 14-29 48.3%	2nd Half: 10-23 43.5%	Game: 46.2%
3-Pt. FG%	1st Half: 2-9 22.2%	2nd Half: 4-9 44.4%	Game: 33.3%
F-Throw %	1st Half: 9-11 81.8%	2nd Half: 7-10 70.0%	Game: 76.2%

Officials: John Cahill, Patrick Driscoll, Michael Stephens
Technical: Tennessee-None. Michigan State-None
Attendance: 25,242

Score by Periods	1st	2nd	Total
Tennessee	41	28	69
Michigan State	39	31	70

2011 West Region — Second Round

#8	Michigan (21-13)	75
#9	Tennessee (19-15)	45

March 18, 2011 • Time Warner Cable Arena • Charlotte, N.C.

Tennessee's NCAA Tournament run ended early as the Volunteers were dealt a 75-45 loss to eighth-seeded Michigan at Time-Warner Cable Arena in the second round of West Region action.

It was a tale of two halves for the Volunteers. During the first 20 minutes of play, UT shot 45 percent from the floor on 9-of-20 shooting and went 10-of-12 from the free-throw line. Trailing 33-29 at halftime, the game remained close until a stretch of Tennessee turnovers fueled a 16-0 Michigan run.

The Vols shot a humble 26 percent from the floor in the second half and only managed to get to the stripe four times. Michigan pulled away, outscoring UT 42-16 after shooting 18-of-28 in the second half.

To Michigan's credit, the undersized Wolverines out-rebounded Tennessee 36-26 and outscored UT in the paint 46-22. Both marks were nails the Vols had hung their hat on all year.

After a perfect 6-of-6 shooting performance in the first half, Tennessee Freshman All-American Tobias Harris went a scoreless 0-of-5 shooting in the second half. Still, the Dix Hills, N.Y., native led the Vols with 19 points.

"We just didn't play with heart out there," Harris said. "Michigan came out and made shots and we just did a terrible job of trying to cover them. On the offensive end, we rushed too many shots."

The loss marked the first time UT finished with fewer than 20 wins during head coach Bruce Pearl's tenure.

NOTES: The game marked the end of Bruce Pearl's six-year tenure as head coach, as he was relieved of his duties March 21, 2010 ... The game also was the first in NCAA Tournament history in which a team won a game despite failing to make a free throw; UM attempted just one ... Michigan lost to No. 1-seeded Duke 73-71 in the third round.

VISITORS: Tennessee 19-15

	FG	3PT	FT	REBS	PF	TP	A	TO	Bl	St	Min		
12 Harris, Tobias	f	6-11	0-1	7-7	0-5	0	19	0	3	2	0	36	
33 Williams, Brian	c	1-3	0-0	0-0	0-0	2	2	1	1	1	16		
02 Goins, Melvin	g	0-3	0-3	2-2	0-4	1	2	2	3	0	1	27	
23 Tatum, Cameron	g	2-9	1-6	0-1	0-1	1	3	5	4	1	0	27	
32 Hopson, Scotty	g	1-5	1-3	1-2	0-2	2	4	0	3	0	0	21	
01 McRae, Jordan	0-2	0-2	0-0	0-0	0	0	0	0	0	0	2		
10 Hubert, Michael	0-0	0-0	0-0	0-0	0	0	0	0	0	0	0		
11 Golden, Trae	2-3	0-0	2-2	0-0	0	6	2	1	0	1	14		
13 McBe, Skylar	1-2	1-2	0-0	0-1	1	2	3	0	1	0	20		
20 Hall, Kenny	1-2	0-0	0-0	1-3	4	2	1	1	1	0	18		
22 Pearl, Steven	0-1	0-0	0-0	3-1	4	2	0	0	1	0	6		
24 Bone, Josh	1-2	0-1	0-0	0-0	1	2	0	0	0	0	10		
25 Fields, John	0-0	0-0	0-0	0-1	1	0	0	0	0	0	1		
34 Maymon, Jeronne	0-0	0-0	0-2	1-1	2	0	0	0	0	0	1		
TEAM				1-12									
Totals		15-43	3-18	12-16	6-20	26	13	45	10	18	5	4	200

TOTAL FG%	1st Half: 9-20 45.0%	2nd Half: 6-23 26.1%	Game: 34.9%
3-Pt. FG%	1st Half: 1-4 25.0%	2nd Half: 2-14 14.3%	Game: 16.7%
F-Throw %	1st Half: 10-12 83.3%	2nd Half: 2-4 50.0%	Game: 75.0%

HOME TEAM: Michigan 21-13

	FG	3PT	FT	REBS	PF	TP	A	TO	Bl	St	Min		
52 Morgan, Jordan	f	5-6	0-0	0-1	3-0	3	2	10	0	1	1	19	
00 Novak, Zack	g	5-10	4-6	0-0	2-8	10	14	2	2	0	0	35	
01 Douglass, Stu	g	5-7	1-3	0-0	0-1	1	1	1	1	0	0	34	
04 Morris, Darius	g	4-12	0-3	0-0	2-4	2	8	9	3	0	2	37	
10 Hardaway Jr., Tim	g	5-9	1-3	0-0	1-4	5	11	3	1	0	30		
05 Akunne, Eso	0-1	0-1	0-0	0-0	1	0	0	0	0	0	0		
13 Vogrich, Matt	5-5	1-1	0-0	1-2	3	11	0	1	0	1	16		
15 Horford, Jon	0-0	0-0	0-0	0-1	1	0	0	0	0	0	1		
20 Bartelstein, Josh	0-0	0-0	0-0	0-0	0	0	0	0	0	0	1		
22 McLimans, Blake	1-2	0-1	0-0	0-2	2	0	0	0	0	0	5		
23 Smotrycz, Evan	3-11	2-7	0-0	2-2	4	8	0	1	1	1	16		
32 Person, Corey	0-1	0-1	0-0	0-0	0	0	0	0	0	0	1		
45 Christian, Colton	0-0	0-0	0-0	0-0	0	0	0	0	0	0	3		
TEAM				1-0									
Totals		33-64	9-26	0-1	12-24	36	17	75	20	11	2	5	200

TOTAL FG%	1st Half: 15-36 41.7%	2nd Half: 18-28 64.3%	Game: 51.6%
3-Pt. FG%	1st Half: 3-15 20.0%	2nd Half: 6-11 54.5%	Game: 34.6%
F-Throw %	1st Half: 0-1 0.0%	2nd Half: 0-0 0.0%	Game: 0.0%

Officials: Ed Corbett, Gary H. Maxwell, Paul Faia
Technical: None
Attendance: 16,829

Score by Periods	1st	2nd	Total
Tennessee	29	16	45
Michigan	33	42	75

2014 Midwest Region — First Round

#11	Iowa (20-13)	65
#11	Tennessee (22-12)	OT 78
<i>March 19, 2014 • UD Arena • Dayton, Ohio</i>		

Tennessee advanced to the NCAA Tournament Second Round with a thrilling 78-65 comeback overtime victory over Iowa in the First Four at UD Arena.

Josh Richardson was tremendous after a slow start as he was 0-of-5 in the first half. The junior finished with 17 points -- all after halftime. Jordan McRae led the team with a team-high 20 points.

Jarnell Stokes posted his 20th double-double of the season with 18 points and 13 rebounds.

The Hawkeys were led by a pair of reserves that entered the game averaging a combined 9.6 points. Iowa's leading scorer Roy Devyn Marble (17.3 ppg) was limited to just seven points on 3-of-15 shooting from the floor.

After Marble sent the game to overtime, the Vols took over.

Stokes opened the scoring with a 3-point play to put Tennessee up 67-64. McRae's bucket put the Vols up by five with 3:55 left.

Tennessee took its first lead of the game on a 3-pointer by Antonio Barton with 3:07 left in the game. That put the Vols up 59-57. Iowa quickly answered as Marble converted a 3-point play nine seconds later. That put Iowa up 60-59.

Stokes gave the Vols back the lead at 61-60 on two free throws with 2:40 left in the game. Iowa came right back as Adam Woodbury laid one home with 2:24 on the clock.

Maymon powered up and scored with 54 seconds left to put Tennessee up 63-62. He was fouled and missed the free throw, but the rebound went off Iowa and the Vols retained possession.

Stokes was fouled with 25.5 left in the game and proceeded to make the first of two free throws.

Marble sent the game to overtime with a jumper in the paint with 17.5 on the clock. That tie the game at 64 all.

Down by as many as 12 in the first half and three at the half, the Vols saw Richardson tie the game at 37 on a 3-pointer with 14:37 left.

Iowa broke out of the gates scoring the game's first eight points as Tennessee missed its first seven shots from the floor. The Vols finally got on the scoreboard with 6:02 elapsed in the game on an Armani Moore runner.

VISITORS: Iowa 20-13

	FG	3PT	FT	REBS	PF	TP	A	T	Bl	St	Min
01 Basabe, Melsahn f	0-2	0-0	0-0	1-3	4	0	0	1	0	0	9
30 White, Aaron f	1-5	0-1	5-6	0-7	3	7	2	1	1	0	36
34 Woodbury, Adam c	8-11	0-0	0-0	4-4	4	16	1	1	0	0	30
04 Marble, Roy Devyn g	3-15	0-6	1-1	0-1	2	7	5	0	0	1	36
10 Gesell, Mike g	0-4	0-1	0-0	0-1	4	0	4	0	0	0	19
00 Olaseni, Gabriel	1-1	0-0	1-2	0-0	3	3	0	1	0	0	16
02 Olesby, Josh	2-5	1-3	0-0	0-0	2	5	1	1	0	0	17
03 Jok, Peter	4-5	2-3	0-0	0-0	0	10	0	0	0	1	16
05 Clemmons, Anthony	1-1	0-0	0-0	0-1	1	2	0	1	0	0	4
15 McCabe, Zach	2-5	1-2	4-4	1-5	5	9	1	0	0	0	22
20 Uthoff, Jarrod	2-4	0-0	2-2	1-0	1	6	0	1	0	0	20
TEAM				0-1							
Totals	24-58	4-16	13-15	7-23	30	65	14	6	2	2	225

TOTAL FG%	1st Half: 12-23 52.2%	2nd Half: 12-27 44.4%	Game: 41.4%
3-Pt. FG%	1st Half: 3-7 42.9%	2nd Half: 1-5 20.0%	Game: 25.0%
F Throw %	1st Half: 2-2 100%	2nd Half: 10-11 90.9%	Game: 86.7%

HOME TEAM: Tennessee 22-12

	FG	3PT	FT	REBS	PF	TP	A	T	Bl	St	Min
05 Stokes, Jarnell f	5-7	0-0	8-11	4-9	13	2	18	0	0	0	39
34 Maymon, Jeronne f	3-4	0-0	3-4	1-6	2	9	2	2	0	0	41
01 Richardson, Josh g	6-13	1-5	4-4	3-5	3	17	2	2	0	1	32
02 Barton, Antonio g	2-8	2-6	4-4	0-1	2	10	2	0	0	0	32
52 McRae, Jordan g	6-15	2-6	6-7	1-3	4	20	3	3	1	0	42
04 Moore, Armani	2-3	0-1	0-0	0-2	0	4	3	0	0	0	14
10 Ndiaye, Rawane	0-0	0-0	0-0	0-0	0	0	0	0	0	0	1
15 Thompson, Darius	0-2	0-1	0-0	0-0	2	0	0	0	0	1	12
21 Davis, A.J.	0-0	0-0	0-0	0-1	0	0	0	0	0	0	1
23 Reese, Derek	0-2	0-2	0-0	0-0	3	0	1	0	0	0	9
24 Lopez, Brandon	0-0	0-0	0-0	0-0	0	0	0	0	0	0	1
25 Campbell, Galen	0-0	0-0	0-0	0-0	0	0	0	0	0	0	1
TEAM				1-0							
Totals	24-54	5-21	25-30	10-27	37	14	78	13	8	1	225

TOTAL FG%	1st Half: 10-26 38.5%	2nd Half: 12-24 50.0%	Game: 44.4%
3-Pt. FG%	1st Half: 1-10 10.0%	2nd Half: 4-10 40.0%	Game: 23.8%
F Throw %	1st Half: 5-6 83.3%	2nd Half: 10-13 76.9%	Game: 83.3%

Officials: Verne Harris, Michael Reed, Sean Casady (alternate: Mike Sanzere)
Technical: Iowa-None. Tennessee-Stokes, Jarnell.
Attendance: 11,534

Score by Periods	1st	2nd	OT	Total
Iowa	29	35	1	65
Tennessee	26	38	14	78

2014 Midwest Region — Second Round

#11	Tennessee (23-12)	86
#6	Massachusetts (24-9)	67
<i>March 21, 2014 • PNC Arena • Raleigh, N.C.</i>		

Tennessee won its second NCAA Tournament game in less than 48 hours as the Vols dominated UMass, 86-67, in the NCAA Tournament Second Round.

UMass was making its first NCAA appearance in 16 years.

Jarnell Stokes (career-high 26 points and 14 rebounds) and Jeronne Maymon (11 points and 11 rebounds) each posted double-doubles in the game. For Stokes, it was his 21st double-double of the year, one shy of Bernard King's school record of 22 in 1976-77.

With two double-doubles, the Vols had multiple double-doubles in an NCAA Tournament game for the second time in history. The only other came in 1977 when Ernie Grunfeld (26 points, 12 rebounds), Bernard King (23 points, 12 rebounds) and Reggie Johnson (17 points, 10 rebounds) achieved the feat in an overtime loss to Syracuse.

Stokes' 14 rebounds tied the Tennessee NCAA Tournament record for rebounds in a game. The record of 14 was previously reached by Isiah Victor (1999) and set by Reggie Johnson (1980).

Senior Jordan McRae finished with 21 points. Josh Richardson tallied 15 points.

UMass was led by senior Chaz Williams, who scored 12 and handed out five assists. Maxie Esho had 12 points and Derrick Gordon scored 10.

Tennessee shot 53.6 percent in the game, including 58.3 in the first half while the Vols' defense forced UMass into 42.4 percent shooting for the game.

After UMass scored the game's opening basket, Tennessee scored the next eight and the Vols led for the entire afternoon.

The Vols went up by as many as 23 points on a pair of Stokes' free throws with 8:36 left, making it 67-44.

The Vols dominated throughout the first half, taking a 41-22 lead at halftime behind 14 points from McRae. Tennessee held UMass to a season low in points for any half (22), as the Minutemen had 10 turnovers and shot just 33.3 percent from the floor.

VISITORS: Tennessee 23-12

	FG	3PT	FT	REBS	PF	TP	A	T	Bl	St	Min
01 Richardson, Josh g	5-7	0-2	5-7	1-2	3	15	5	1	2	1	30
02 Barton, Antonio g	0-7	0-5	0-0	0-1	1	0	2	0	0	1	24
05 Stokes, Jarnell f	7-11	0-0	12-13	4-10	14	3	26	2	5	0	33
34 Maymon, Jeronne f	5-7	0-0	1-3	2-9	11	2	11	1	0	0	25
52 McRae, Jordan g	9-16	2-6	1-1	0-1	0	21	2	3	1	2	31
04 Moore, Armani	2-3	0-0	0-1	1-0	2	4	1	0	0	0	18
10 Ndiaye, Rawane	0-1	0-0	0-0	1-2	2	0	0	1	0	0	6
15 Thompson, Darius	1-3	0-1	1-1	0-0	1	3	3	0	0	2	19
21 Davis, A.J.	0-0	0-0	0-0	0-0	0	0	0	0	0	0	2
23 Reese, Derek	0-0	0-0	3-4	0-1	2	3	0	0	0	1	8
24 Lopez, Brandon	0-0	0-0	0-0	0-1	0	0	0	0	0	0	2
25 Campbell, Galen	1-1	0-0	1-1	0-0	1	3	0	0	0	0	2
TEAM				1-0							
Totals	30-56	2-14	24-31	10-27	37	13	86	16	12	3	200

TOTAL FG%	1st Half: 17-33 51.5%	2nd Half: 13-23 56.5%	Game: 53.6%
3-Pt. FG%	1st Half: 2-9 22.2%	2nd Half: 0-5 0.0%	Game: 14.3%
F Throw %	1st Half: 5-8 62.5%	2nd Half: 19-23 82.6%	Game: 77.4%

HOME TEAM: UMass 24-9

	FG	3PT	FT	REBS	PF	TP	A	T	Bl	St	Min
01 Esho, Maxie f	5-5	0-0	2-3	5-16	4	12	1	0	0	0	26
02 Gordon, Derrick g	4-9	0-0	2-2	0-3	3	10	1	2	0	0	21
03 Williams, Chaz g	6-11	0-1	0-0	1-0	1	3	12	5	0	2	38
22 Carter, Sampson f	2-4	2-2	0-0	1-2	1	6	1	2	0	0	30
25 Lalanne, Cady f	4-10	0-1	0-0	1-6	7	8	0	1	1	0	30
00 Dyson, Demetrius	0-3	0-2	2-3	0-1	1	2	1	0	0	0	10
05 Santee, Clyde	0-0	0-0	0-0	0-0	1	0	0	0	0	0	2
11 Bergantino, Tyler	2-2	0-0	0-1	0-0	1	4	0	0	0	0	3
12 Davis, Trey	3-7	1-3	2-2	0-1	3	9	2	2	0	3	24
24 Berger, Seth	1-1	0-0	0-0	0-0	1	2	0	0	0	0	14
34 Putney, Raphael	1-4	0-2	0-0	1-2	2	2	1	1	0	1	2
TEAM				5-4							
Totals	28-66	3-11	8-11	14-39	31	67	12	13	1	8	200

TOTAL FG%	1st Half: 10-30 33.3%	2nd Half: 18-36 50.0%	Game: 42.4%
3-Pt. FG%	1st Half: 0-3 0.0%	2nd Half: 3-8 37.5%	Game: 27.3%
F Throw %	1st Half: 2-2 100%	2nd Half: 6-9 66.7%	Game: 72.7%

Officials: Michael Roberts, Lamar Simpson, Duke Edsall (alternate: Verne Harris)
Technical: UMass-None. Tennessee-None.
Attendance: 16,988

Score by Periods	1st	2nd	Total
Tennessee	41	45	86
UMass	22	45	67

OUTLOOK

PLAYERS

STAFF

REVIEW

RESULTS

RECORDS

HONORS

POSTSEASON

VOLMANAC

MEDIA INFO



NCAA GAME RECAPS

2014 Midwest Region — Third Round

#11	Tennessee (24-12)	83
#14	Mercer (27-9)	63

March 23, 2014 • PNC Arena • Raleigh, N.C.

The Tennessee Volunteers are heading back to the Sweet Sixteen for the fourth time in eight years. The 11th-seeded Vols topped 14-seed Mercer, 83-63, Sunday night at PNC Arena to reach to the Sweet Sixteen for the seventh time in school history.

Tennessee previously played in the Sweet Sixteen in 1967, 1981, 2000, 2007, 2008 and 2010.

Junior Jarnell Stokes posted his Tennessee-record-tying 22nd double-double this season with 17 points and 18 rebounds. Stokes' equalled the mark set by Basketball Hall of Famer Bernard King in 1976-77. Stokes also set the Vols' NCAA Tournament for rebounds in a game with 18. He had tied the record in the second-round win over UMass with 14.

Stokes almost had as many rebounds (18) as the entire Mercer team (19), as the Bears were out-rebounded as a team, 41-19. The Vols dominated the offensive glass, 18-7.

Vols junior Josh Richardson tallied a career-high 26 points, 16 of which came in the first half.

UT senior Antonio Barton netted 18 points as he made 4-of-9 from 3-point range. Senior Jordan McRae added 14 points.

Mercer was led by Langston Hall, who scored 15 points. Mercer scored its first points 3:09 into the game on an Ike Nwamu 3-pointer. The Bears tied the game at 8 and 10, but Tennessee regained the lead seconds later on a pair of Barton free throws and a baseline jam from McRae.

Stokes' tip-in with 5:06 left in the half gave the Vols their first double-figure lead at 31-20.

Tennessee took firm control of the game as the Vols made seven of eight shot attempts to grab a 13-point lead on Stokes' layup with three minutes left in the half, 38-25.

The Vols finished the half with a defensive stance that forced the Bears into their second shot-clock violation.

The Vols led 42-27 at intermission thanks to 16 first-half points from Richardson and a dominating performance on the glass, 24-4. In the second half Tennessee continued to maintain a lead of at least 11 points. Barton nailed three 3-pointers in the half as Mercer was unable to close the gap.

VISITORS: Mercer 27-9

	FG	3PT	FT	REBS	PF	TP	A	TO	Bl	St	Min
05 Thomas, Bud	f	2-4	2-4	0-0	0-1-1	2	6	2	0	0	21
20 Gollon, Jakob	f	2-5	1-1	2-2	1-1-2	5	7	1	2	1	28
52 Coursey, Daniel	f	5-11	0-0	0-0	1-2-3	1	10	1	1	3	29
15 White, Anthony Jr.	g	5-8	1-3	0-0	0-1-1	1	11	0	0	0	30
21 Hall, Langston	g	6-14	3-9	0-1	0-1-1	1	15	6	1	0	37
01 Leonard, Phillip	g	0-0	0-0	0-0	0-0-0	2	0	0	0	0	1
03 Canevari, Kevin	g	0-0	0-0	0-0	1-0-1	1	0	0	0	0	3
10 Nwamu, Ike	g	3-6	1-3	5-6	1-3-4	4	12	0	0	0	25
14 Hallie, TJ	g	0-1	0-0	0-0	0-1-1	2	0	1	0	1	8
22 Moten, Darius	g	0-3	0-2	0-0	2-0-2	2	0	0	0	0	13
34 Bryan, Jibri	g	1-1	0-0	0-0	0-1-1	0	2	0	0	0	5
TEAM					1-1-2		2				
Totals		24-53	8-22	7-9	7-12-19	21	63	11	6	4	3 200

TOTAL FG%	1st Half: 11-24 45.8%	2nd Half: 13-29 44.8%	Game: 45.3%
3-Pt. FG%	1st Half: 5-9 55.6%	2nd Half: 3-13 23.1%	Game: 36.4%
F Throw %	1st Half: 0-0 0.0%	2nd Half: 7-9 77.8%	Game: 77.8%

HOME TEAM: Tennessee 24-12

	FG	3PT	FT	REBS	PF	TP	A	TO	Bl	St	Min
05 Stokes, Jarnell	f	6-14	0-0	5-5	8-10-18	1	17	5	2	0	38
34 Maymon, Jeronne	f	1-2	0-0	4-4	2-6-8	3	6	3	1	0	34
01 Richardson, Josh	g	9-13	2-6	6-9	0-1-1	2	26	3	3	0	37
02 Barton, Antonio	g	6-12	4-9	2-2	2-2-4	1	18	1	0	2	33
52 McRae, Jordan	g	4-12	0-6	6-6	2-1-3	4	14	1	1	0	31
04 Moore, Armani	g	0-1	0-1	0-0	0-0-0	2	0	0	0	0	11
10 Ndiaye, Rawane	g	1-1	0-0	0-0	0-0-0	0	2	0	0	0	1
15 Thompson, Darius	g	0-0	0-0	0-0	2-1-3	0	0	1	0	0	7
21 Davis, A.J.	g	0-0	0-0	0-0	0-1-1	0	0	1	0	0	0
23 Reese, Derek	g	0-0	0-0	0-0	0-1-1	1	0	0	0	0	7
TEAM					2-0-2						
Totals		27-55	6-22	23-26	18-23-41	14	83	15	7	0	2 200

TOTAL FG%	1st Half: 15-30 50.0%	2nd Half: 12-25 48.0%	Game: 49.1%
3-Pt. FG%	1st Half: 3-11 27.3%	2nd Half: 3-11 27.3%	Game: 27.3%
F Throw %	1st Half: 9-10 90.0%	2nd Half: 14-16 87.5%	Game: 88.5%

Officials: John Higgins, Verne Harris, Dwayne Gladden (alternate: Eric Curry)

Technical: Mercer-None. Tennessee-None.

Attendance: 118,712

Score by Periods	1st	2nd	Total
Mercer	27	36	63
Tennessee	42	41	83

2014 Midwest Region — Semifinal

#11	Tennessee (24-13)	71
#2	Michigan (28-8)	73

March 28, 2014 • Lucas Oil Stadium • Indianapolis, Ind.

After a magical run of three consecutive NCAA Tournament victories, Tennessee saw its season end in the Sweet Sixteen at Lucas Oil Stadium in Indianapolis, Ind. The 11th-seeded Vols suffered a 73-71 defeat at the hands of No. 2-seeded Michigan before the largest crowd to ever watch a Tennessee basketball game (41,072).

The Vols won three NCAA Tournament games for just the second time in history and reached the Sweet Sixteen for the seventh time.

Michigan advanced by virtue of red-hot shooting. The Wolverines shot .550 from the floor in the game, including .615 in the first half as they built an 11-point halftime lead.

Tennessee senior Jordan McRae scored a game-high 24 points in his final college game. Junior Josh Richardson, who had been torrid throughout the postseason, added 19 points. Junior forward Jarnell Stokes finished with 11 points and six rebounds.

The Wolverines were led by senior forward Jordan Morgan, who scored 15. He was joined by three other Michigan players in double-figures: Nik Stauskas (14), Glenn Robinson III (13) and Caris LeVert (10).

Down by as many as 13 in the first half, the Vols fell behind by 15 midway through the second half before battling to within one point with 10.8 seconds left in regulation.

Tennessee used an 8-0 run to get within seven at 60-53 on a Jeronne Maymon layup with 7:53 left in the game.

A Stauskas 3-pointer with 3:37 left in the game regained a double-figure lead for the Wolverines. After Stokes and McRae scored to cut the margin to six again, Morgan dunked one home for an eight-point Michigan lead, 72-64 with 2:22 left.

McRae's 3-point play brought the Vols within five, 72-67 -- the closest the Vols were since trailing 27-22 with 6:43 left in the first half.

The Vols forced a shot-clock violation after McRae blocked Robinson with 42 seconds left in the game.

Tennessee cut the game to a one possession contest in the final seconds. Richardson's runner made it 72-69 with 24.6 left.

McRae's layup with 10.8 seconds left off a Michigan turnover, made it one point, 72-71.

A controversial offensive foul call was whistled on Stokes with six seconds left as the Vols had a chance to take the lead. Stauskas then made one of two free throws in the final seconds for the final of 73-71.

NOTES: Michigan lost to No. 8-seeded Kentucky 75-72 in the Elite Eight.

VISITORS: Tennessee 24-13

	FG	3PT	FT	REBS	PF	TP	A	TO	Bl	St	Min
05 Stokes, Jarnell	f	5-9	0-0	1-2	2-4-6	2	11	1	2	0	34
34 Maymon, Jeronne	f	1-4	0-0	0-0	1-2-3	4	2	2	1	0	17
01 Richardson, Josh	g	9-14	1-2	0-0	1-1-2	2	19	2	0	2	37
02 Barton, Antonio	g	1-2	1-2	0-0	0-0-0	1	3	1	2	0	14
52 McRae, Jordan	g	9-18	0-5	6-11	2-4-6	0	24	2	0	4	38
04 Moore, Armani	g	3-5	0-1	0-0	3-3-6	4	6	2	1	0	20
15 Thompson, Darius	g	1-4	0-0	1-1	0-2-2	0	3	2	0	1	26
23 Reese, Derek	g	1-1	1-1	0-0	1-1-2	0	3	0	0	2	14
TEAM					1-0-1						
Totals		30-57	3-11	8-14	11-17-28	13	71	11	7	8	7 200

TOTAL FG%	1st Half: 14-28 50.0%	2nd Half: 16-29 55.2%	Game: 52.6%
3-Pt. FG%	1st Half: 3-8 37.5%	2nd Half: 0-3 0.0%	Game: 27.3%
F Throw %	1st Half: 3-5 60.0%	2nd Half: 5-9 55.6%	Game: 57.1%

HOME TEAM: Michigan 28-8

	FG	3PT	FT	REBS	PF	TP	A	TO	Bl	St	Min
01 Robinson III, Glenn	f	5-8	1-1	2-2	2-3-5	0	13	2	2	0	1 39
52 Morgan, Jordan	f	7-9	0-0	1-1	16-7	3	15	0	1	1	32
10 Walton Jr, Derrick	g	2-2	3-3	0-0	0-6-6	3	9	4	3	0	30
11 Stauskas, Nik	g	5-12	3-8	1-2	0-0-0	1	14	2	1	0	37
23 LeVert, Caris	g	4-10	2-5	0-0	0-1-1	1	10	5	5	0	33
02 Albrecht, Spike	g	1-2	0-1	0-0	0-0-0	2	2	1	0	0	10
15 Horford, Jon	g	0-1	0-0	1-2	1-3-4	2	1	0	0	0	8
21 Irvin, Zak	g	3-5	3-3	0-0	0-0-0	1	9	0	0	0	11
TEAM					2-1-3		1				
Totals		27-49	11-20	8-10	6-20-26	13	73	14	13	1	5 200

TOTAL FG%	1st Half: 16-26 61.5%	2nd Half: 11-23 47.8%	Game: 55.1%
3-Pt. FG%	1st Half: 7-9 77.8%	2nd Half: 4-11 36.4%	Game: 55.0%
F Throw %	1st Half: 6-6 100%	2nd Half: 2-4 50.0%	Game: 80.0%

Officials: David Hall, Mark Whitehead, Michael Irving (alternate: Sean Hull)

Technical: Michigan-None. Tennessee-None.

Attendance: 41,072

Score by Periods	1st	2nd	Total
Tennessee	34	37	71
Michigan	45	28	73



VOLLMANNAG

Vice chancellor and director of athletics Dave Hart introduced Donnie Tyndall as Tennessee's 19th men's basketball coach April 22, 2014.





By Ben Byrd

"Intercollegiate basketball will make its initial appearance in Knoxville tonight when in the YMCA gymnasium at the University of Tennessee, the Volunteers will meet the five hailing from the Central University of Kentucky at Danville."

— *The Knoxville Journal and Tribune*
Thursday, Dec. 16, 1909

It had taken the new game invented by Dr. James Naismith 18 years to arrive on campus, but UT students were ready for it. A capacity crowd of 200 crammed into the box-like YMCA gym atop "The Hill" that night to watch the beginning of a new chapter in the school's athletics history. They came away excited and pleased, for the Vols won that historic game, 33-31, with an assist from a slow train from Kentucky. The Central Kentucky team was more than one hour late arriving at the gym. During the wait the fans were entertained, if one can call it that, by a skirmish between the UT women's team and the Central High girls, which was won by the Lady Bobcats 21-1.

The starting lineup for that first Tennessee team was composed of Howard Sandberg and DeWitt Welcker at forwards, Jasper Ring at center, and Captain Solon Kipp and Earl Ketchen at guards. Sandberg, who stood all of 5-9 at his forward position, led the scoring with 13 points. The Vols were off and running.

That first Tennessee team did not have a coach, but in the following season, 1910-11, football coach Alex Stone donned a second hat and served in that capacity. After that season the Vols moved their home court to the Downtown YMCA gym at the corner of Commerce and Vine, where both playing and practice conditions were better than those afforded by the little gym on The Hill. The early Vol teams were neither especially good nor particularly bad, generally hovering around the .500 mark against a mixed schedule of college and YMCA foes. But the 1913-14 team broke that pattern by recording a 15-2 won-lost record and the reason was the appearance on the scene of Tennessee's first genuine superstar cager.

Lum Reeder, the son of a Knox County sheriff, had honed his skills shooting at a basket that had been hung up for him at the county jail. Two-hand shots were the standard in those days, but young Lum broke with tradition and learned to unload deadly one-hand shots while on the move. He made his UT debut by scoring 27 points in his first game as a freshman forward, this in an era when entire teams averaged little more than 20 points per game. A few games later in that campaign he rang up 41 points in a 49-16 victory over Maryville College, a UT scoring record that stayed on the books until Carl Widseth scored 47 in a game against Auburn in 1956. Unfortunately for UT, his career was interrupted twice, once when he transferred to the University of Delaware where he made the All-Eastern team in 1916, and later by World War I.

Early Tennessee basketball teams played a game that would scarcely be recognizable to today's fans. The ball was returned to center court

after each score for a center jump, thus interrupting the flow of play. The small gyms of the time often featured overhanging balconies which forced a lower trajectory on shots from the corner, and the home floor advantage was a tangible reality and not just a psychological factor. Home teams furnished the referees in most instances, often from the ranks of their own former players. Reeder once protested a call in a game at Virginia and woke up a few minutes later stretched out on the floor. The referee also was the host school's heavyweight boxing champion!

There were no basketball scholarships then, and local youths made up a large percentage of the Vol squads. Reeder, Vic Klein, Lloyd Wolfe and Frank Callaway, all later Knoxville business or civic leaders, were among the outstanding cagers of the teens. Basketball was the only UT sport to stay at it through the WWI years, although many of the better players, including Reeder, were away in service. The 1917-18 team played a nine-game schedule, winning two, losing six, and tying one. The deadlock came about when the Maryville College team, enraged by a call that had enabled the Vols to tie the game at the end, walked off the floor and refused to return for an overtime period.

1920s: Ups And Downs

The basketball team finally had an on-campus home of its own when Jefferson Hall was built at the site of the old Waite Field at the corner of Cumberland Avenue and Fifteenth Street in time for the opening of the 1922-23 season. The cage program appeared to have gotten an immediate lift from the new arena as the '23 team went 15-2, led by such stalwarts as David Beane, Roe Campbell and Earl Keister. That team was perhaps the best-equipped to make a run at the Southern Conference championship of any of the 1920s Volunteer teams, but its best player, Beane, was declared academically ineligible shortly before the conference tournament, and the Vols lost in the first round to the University of Georgia Bulldogs.

Head football coaches had continued to serve as head basketball coaches through the teens and early 1920s, but Robert R. Neyland put a stop to that practice when he succeeded M.B. Banks as the head grid coach in 1926. Neyland put the basketball job off on his end coach and good friend, Bill Britton. The Britton era of UT basketball was largely a win-some, lose-some operation except for the memorable season of 1927-28, which produced the only winless varsity team in UT history. The Vols of that infamous campaign finished 0-12, despite boasting one of the South's finest players in center Elvin Butcher. With Butcher playing brilliantly, the Vols had a narrow escape in their season-finale with Vanderbilt at Jefferson Hall, leading most of the game before Vandy pulled out a 28-26 decision at the end.

Stars from the great football teams of the late 1920s and early 1930s, Bobby Dodd, Buddy Hackman, Beattie Feathers and Hugh Faust were among the grid standouts who doubled as cagers in the winter. But the teams remained rather ordinary, for the most part, and when the South-eastern Conference was formed in 1933, the UT program was no better than middle-of-the-pack in this new league.



Clevenger Leads Vols to First Winning Season and an Undefeated Campaign

World War I didn't give college students much to cheer about, as all collegiate sports on the University of Tennessee campus came to a halt—all of them except basketball. Many college athletes left the athletic scene to turn their focus on fighting for the United States. During that same time, Tennessee basketball produced some of its finest years as a young program in search of success.

After struggling through the pioneer years of Tennessee basketball, the Vols finally broke through during the 1913-14 season, finishing with a 15-2 record under coach Zora G. Clevenger. The Vols cruised past several area colleges, including Maryville, Carson-Newman and Chattanooga, as well as future conference foe Alabama. Two YMCA teams were on the schedule, and even a Feb. 3 contest with Knoxville High School created interest. The game, however, was less than a showdown as the Vols crushed KHS 52-18.

The only losses of the 1913-14 season were consecutive setbacks to Kentucky on back-to-back days. In the middle of a road trip in which Tennessee played six games in six days, Kentucky defeated the Vols by scores of 20-14 and 20-18. Still, the Volunteer basketball program was enjoying its first taste of success.

The following season was another respectable campaign for Tennessee, as Clevenger's troops went 9-2 on the season. Over one-third of the schedule was spent playing the Vols' new rival, Kentucky. The Vols split a four-game series with Kentucky, winning both games in Knoxville while losing both in Lexington.

Perhaps the pinnacle of the early years of Tennessee basketball came during the 1915-16 season, Clevenger's final season as the Vols' coach. But it was one to remember, as the nine players on the squad put Tennessee basketball on the map. UT finished the season with a perfect 12-0 record and was recognized as the best team in the South. It still stands as Tennessee's only basketball season without a loss.

During the perfect season, the Vols won by an average of more than 15 points per game. They capped off the year with a five-day, five-game road trip through Kentucky. The trip was started with a 63-33 victory over Cumberland College, the Vols' largest margin of victory, and finished with a two-point win over Transylvania, UT's smallest margin of victory. The road trip included a 28-17 win over Kentucky, the only meeting between the schools that season.

In a three-season span, Tennessee produced a 36-4 record. All four losses came at the hands of basketball powerhouse Kentucky. Other than the men in blue, the Vols swept through the rest of the South. Those three seasons were just what the Vols needed to jump-start memorable years to come for Tennessee basketball.

1930s:

First All-American Brings First SEC Crown

A number of events took place in the mid-1930s that combined to move Tennessee into the front ranks of college basketball. First, Neyland took a year's leave from UT to rejoin the Army for duty in Panama. That moved Britton into the head football coaching position for the season of 1935 and prompted the school, for the first time, to hire a full-time basketball coach in Blair Gullion (pronounced: GULL-yin), a former Purdue player. When Gullion reported for preseason practice in the fall of 1935, he was greeted by perhaps the three best players ever to adorn a Volunteers roster at the same time: senior center Harry Anderson, junior forward Floyd "Biggy" Marshall and junior guard Gene Johnson.

Responding positively to the new coach's strict discipline and emphasis on the basics, the 1935-36 Vols posted a 12-6 regular-season record that included the Vols' first-ever win over an Adolph Rupp-coached Kentucky team. Here another happenstance entered into the picture. UT was now playing its home games at the Alumni Memorial Gymnasium just north of the football stadium, Jefferson Hall having burned down a couple of years earlier. By good fortune the SEC postseason championship tournament was held at Alumni Gym in March of 1936, giving Gullion's troops the home floor advantage to go along with their considerable playing skills. The time had arrived for the basketball Vols to step forward.

They did. After blowing past Auburn in the first test, the Vols ousted pre-tourney favorite Kentucky in the semi-finals, 39-28, the same score by which they had beaten the Wildcats in regular-season play. In the championship game with Alabama, they fell behind badly with just two minutes left in the first half, trailing by the rather embarrassing score of 13-4. This was the last season that college basketball was played under the old center-jump rule, and it was the agile Anderson's ability at win-

ning the tip that enabled the Vols to rally. With the captain controlling the tip on every possession, the Vols reeled off seven straight points to cut the halftime lead to 13-11. Tennessee then took command in the second half to win 29-25 and bring the school its first SEC championship; in no other season and in no other sport had Tennessee won an SEC title until March 2, 1936.

The triumph established basketball as a major sport on campus. Anderson became UT's first All American and he, Marshall and Johnson were elevated to hero status formerly reserved for football stars. All over Knoxville backyard baskets sprang up, and for the first time Dr. Naismith's crazy game had become a local craze.

But the man who had put UT on the college cage map didn't stay around to build on his success. After three seasons at the Vol helm, Gullion abruptly resigned a few weeks before the 1938-39 season to take a similar position at Cornell. He was succeeded by a proven veteran who had previously enjoyed successful tenures at Kentucky and Miami of Ohio, John Mauer.

Anderson is UT's First All-American

When Harry Anderson walked out of Alumni Gym on March 2, 1936, he left the building a winner. Wearing an orange jersey with "Vols" scripted across his chest for the last time, Anderson had just led Tennessee to its first SEC championship.

While Anderson played before Tennessee's modern records, he remains one of the greatest players ever to suit up for Tennessee. And he was Tennessee's first All-American honoree.

Anderson, who was a 6-foot-3 center, was joined by teammates Floyd "Biggy" Marshall and Gene Johnson as perhaps the best trio of UT basketball players to ever hit the hardwood in one season. Although Anderson's size was short compared to today's standards for big men, Anderson could dominate a game due to his outstanding leaping ability. His bread and butter, though, was his uncanny pursuit of jump balls at mid-court.

"No one who played in the SEC in our time had as much leaping ability as Harry," Marshall once said of his former teammate.

During Anderson's playing days, each time a team scored a basket, the ball was reset at half court and a jump ball was conducted. Anderson's control of jump balls was the key to UT's run through the 1936 SEC Tournament.

The Vols had beaten Auburn and Kentucky to get to the finals against Alabama. Tennessee trailed 13-4 with two minutes remaining in the first half before Anderson brought the Vols back into the game. He controlled every tip for the remainder of the half, allowing UT to cut the deficit to 13-11. The Vols went on to win the game 29-25 and claim their first SEC championship in any sport.

Anderson's dominating performance in the SEC Championship and his regular-season success opened eyes and earned him a spot on the Converse All-American team. It was the first time a UT basketball player had earned such an honor.

Also a track star, Anderson was inducted into the Tennessee Sports Hall of Fame in 1999.

1940s:

Mauer Leads Vols to Two SEC Titles

The momentum that Gullion had established didn't miss a beat under Mauer. The new coach found the nucleus of a future championship team already on hand in sophomore guard Gilbert Huffman, sophomore center Frank Thomas and freshman forward Bernie Mehen. Two seasons later that trio led the Vols to the 1941 SEC championship with a 36-33 win over top-seeded Kentucky in the finals of the conference tourney at Louisville, Ky. Mehen, called "Houdini" because of his ball-handling wizardry, became the school's second All American and Huffman the third.

Mauer then chalked up a second SEC title two years later, when his 1942-43 team, led by center Dick Mehen, Bernie's younger brother, handed Kentucky another stunning upset loss in the tourney finals at Louisville, 33-30, with Dick Mehen scoring 18 points.

The Mauer years were a time of plenty for UT basketball. In addition to the two conference titles, the big, jovial coach authored one of the great Vol cage victories of all time when his '41-42 team put an end to then-No. 1-ranked Long Island University's 23-game win streak, 36-33, in the Sugar Bowl Tournament. When he left to take the Army coaching job after the 1946-47 season, Mauer departed with an eight-season record of 127 wins and only 41 losses for a .756 winning percentage, highest ever by a Vol coach.

Emmett Lowery, another former Purdue star, succeeded Mauer in 1947 and brought a new dimension to Tennessee basketball. An acknowledged master of the fast-break offense, Lowery soon had the Vols racing up and down the floor at full steam. Led by a holdover standout from the Mauer regime, forward Paul (Lefty) Walther, the new coach's first two Vol teams posted records of 20-5 and 19-7 and drew capacity crowds at Alumni Gym with their entertaining style of play. Walther, who had joined the growing list of All-Americans, was part clown at heart, and his pre-game passing and dribbling antics often brought down the house.

Alumni Gymnasium Gives Vols The Best Homecourt In The Region

It was Dec. 17, 1932, and the season-opener was minutes away. Fans walked through the five arched doorways decorated with streetlights and tiny windows above. Inside, protected from the cold, nearly 400 spectators occupied the 3,200 wooden seats, most of which were lofted in the balcony more than 10 feet above the floor.

Although the crowd was somewhat small for Tennessee's first basketball game at the new Alumni Memorial Gymnasium, the Vols didn't hesitate to put on a show, pounding Lincoln Memorial University 41-18. The victory was the first of many at the new gym on The Hill, rated the best facility in the South in 1932.

Located on the south side of The Hill adjacent to the football field, Alumni Gym was built in 1931 to be the new basketball home of the Vols. UT alumni had wanted to build a memorial to those graduates who had lost their lives in World War I and the Spanish-American War. Thus, Alumni Memorial Auditorium-Gymnasium was built to take the place of Jefferson Hall as the campus' primary multi-purpose facility. Along with basketball, the gym was used for indoor physical education and auditorium events since the three-story facility was one of the largest buildings on campus at the time.

The interior of the facility fit the mold of a 1930s basketball gym. The basketball court was the centerpiece surrounded by three walls of seats and a stage serving as the fourth wall. A handful of rows were tucked below the balcony to provide courtside seating, while the majority of the seats were located on the steep overhang above the floor. The stage, however, provided the opportunity to use the facility as an auditorium with a seating capacity of 3,800. Surrounding the gym were wings used for physical education. Each wing contained an auxiliary gymnasium suitable for handball and other intramural sports. But it's the basketball memories that keep the gym alive today.

1950s: Stars Widseth and Tormohlen Set Scoring and Rebounding Records

The Emmett Lowery era reached an early peak in January 1950 when his third Vol team put an end to Kentucky's five-year, 67-game winning streak within the Southeastern Conference, 66-53. Captain Art Burris outdueled his opposite center, the Wildcats' seven-foot Bill Spivey, with a 28-point performance as the Vols led from buzzer to buzzer. After the game, the overflow crowd stormed onto the court to lift Burris and the other Vol players for a victory ride to the dressing room in one of the wildest scenes UT basketball has ever produced.

The gentlemanly Lowery stayed on for 12 seasons, fashioning a solid winning record of 169-110 and developing such headline players as scoring champion Carl Widseth and his mid-1950s sidekick Ed Wiener, Herman Thompson, big Gene Tormohlen, the Vols' all-time rebound leader, and Dalen Showalter. His successor, longtime assistant John Sines, fared less well, and after his third season, 1961-62, ended in a 4-19 disaster, UT basketball underwent a historic coaching change.

Tormohlen: Chairman of the Boards

One thing about Tennessee basketball in the 1950s was that if a shot went up and didn't go in, Gene Tormohlen was almost a sure bet to bring down the rock. Grabbing a school-record 1,113 career rebounds will make you "Chairman of the Boards."

"Bumper," as he was referred to due to his physical play, was a master at rebounding. He helped turn rebounding into an art form during his college playing days. And although the post play was as physical as it gets, Tormohlen says it was his finesse that helped him own the boards.

"Rebounding is hard work," said Tormohlen, who is considered Tennessee's first accomplished big man. "There are certain ingredients you look for in rebounding, but the key is to go after every rebound as if it were

yours."

From 1956-59, the 6-foot-8 Tormohlen owned the middle of the paint for the Vols. His art of rebounding became a trademark of sorts, making him a regular vacuum cleaner around the rim, as well as a two-time All-SEC performer. But what may be most impressive about his longstanding rebounding records at Tennessee is that Tormohlen accomplished all his feats in a three-year career with the Vols. In his playing days, freshmen were limited to the freshman squad and only upperclassmen were welcome on the varsity.

Still, only three years of playing time didn't limit Tormohlen's potential or achievements. During the 1957-58 season, Tormohlen's junior year, he pulled down 384 boards for the season, a Tennessee record. His 372 rebounds his senior season ranks second on the school list. His name is on the list one more time for his sophomore campaign, when he grabbed 357, good enough for fourth. Sixteen times during his career he had at least 22 rebounds in a game. One time, while playing with a cut that required eight stitches on a shooting-hand finger, he scored 15 points and gathered 17 rebounds.

"I'm proud of the fact that I hold some of those rebounding records," Tormohlen said. "But I'll be honest, we didn't make many shots."

No matter how many shots Tennessee missed, "Bumper" was reliable enough to clean up the garbage under the rim. Tormohlen, who is a member of the Indiana Basketball Hall of Fame for having led tiny Holland High School to its first sectional championship as a sophomore in 1953.

He amazingly averaged 16.9 rebounds in his career with the Vols, another rebounding record. On the season average list, Tormohlen's senior year saw him grab an average of 17.7 boards per game for a UT record. He also earned Converse All-America honors that year for his accomplishments on the hardwood. His junior year he averaged 16.7, and his sophomore year he averaged 16.2 to sweep the top three spots on the season rebounding average list.

One rebounding record that Tormohlen does not hold at Tennessee is most rebounds in a single game. Herb Neff holds that honor for having grabbed 36 against Georgia Tech in 1952. However, Tormohlen ranks second with 31, third with 28 and fourth with 27. His name appears 16 times among the top-23 performances on the list.

"Rebounding is one thing in basketball that you can go after and it's not a selfish thing," he said. "It's hard work that benefits the team. We all played rough, but I always felt I could play against anybody."

Former *Knoxville Journal* writer Ben Byrd perhaps paid best tribute to Tormohlen in 1959 when he penned: "There will be others just as big, maybe bigger. Some will shoot better, some will play defense better, some run more gracefully. But when there is elbow-flying, rib-thumping, eyeball-scratching action under the boards, you can lay long odds that there won't be another like Gene Tormohlen. Not for a long, long time."

Following his successful career at Tennessee, the Holland, Ind., native was a second-round selection of the Syracuse Nationals in the 1959 NBA Draft. He went on to a nine-year professional career that included a six-year stint with the NBA's St. Louis and Atlanta Hawks.

After his playing career was over, he moved to the bench where he was an NBA assistant coach for 12 years. Twice he served as an interim head coach in the NBA. After his time coaching, Tormohlen also served as a collegiate scout for several years.



Gene Tormohlen (pronounced: tohr-MO-in) still ranks as the greatest rebounder in Tennessee basketball history.

1960s:

Enter Ray Mears; Vols Become SEC Champions

The new man's name was Ray Mears. A Miami (Ohio) graduate, he was fresh off winning the NCAA small college championship at Wittenberg University. His style featured a deliberate offense, a zone defense, a heavy dose of discipline for his players and a bagful of sideshow tricks for the paying customers. He introduced the practice of a pep band blaring out at the court level, and his players executed fancy pregame drills and, later on, even had one of his athletes riding around the court on a unicycle to help get the home crowd excited.

Behind that carnival-show exterior was a shrewd tactician and strategist. Mears' teams played basketball in much the way Gen. Robert R. Neyland's teams had played football. They didn't beat themselves.

The new coach was fortunate in inheriting a rich stockpile of good young talent from the Sines era, most notably sophomore forward A.W. Davis and junior point guard Danny Schultz. Although both would have flourished as high scorers in a higher-powered system of offense, Davis and Schultz gladly accepted the deliberate pace of the new coach's game and led the way to a quick resurgence in Tennessee basketball fortunes. The 1962-63 team posted a 13-11 worksheet, which included a pair of upset wins over mighty Kentucky, and the 1963-64 team climbed to 16-8. In Mears' third season, when Davis was the captain and heartbeat of the team, the Vols reached the 20-win level for the first time in 17 years and finished second in the Southeastern Conference race. The 1966 Vols provided a harbinger of things to come by closing out the season with a 69-62 victory over Kentucky, which came to Knoxville with a 23-0 mark.

UT basketball had been moved into a new home, the Armory-Fieldhouse, in 1959, but the interest stirred by Mears's success soon rendered the 7,500-seat facility obsolete. Thanks to a generous gift by industrialist William B. Stokely, Jr., the old fieldhouse was remodeled and enlarged into a 12,700-seat arena, Stokely Center. The timing was perfect. The Vols were about to unveil their first SEC championship team in 24 years.

The 1966-67 team was short on experience and depth as it set out on what promised to be an uphill journey. But somehow the chemistry turned out just right for a lineup composed of senior Ron Widby and junior Tom Hendrix at forwards, junior Tom Boerwinkle at center and sophomores Billy Justus and Billy Hann in the backcourt. The two guards had never played a minute of varsity action, and Boerwinkle, UT's first seven-footer, had played very sparingly. But the Fearless Five, as they came to be known, overturned the odds with three magnificent road wins against the other contenders.

First they knocked off Florida, the eventual runner-up, with an almost perfectly played game at Gainesville, 66-53. Then they outlasted Kentucky, 52-50, in a tense overtime duel at Lexington. But those two were just warmups for the stormy season-finale at Mississippi State.

The Vols had to win that game to take the SEC title, and they couldn't have picked a tougher foe. With Tennessee's Widby and State's David Williams swapping dead-eye jumpers from the perimeter, the two teams wound up all even at 64-64 after regulation time. A cautious first overtime ended 66-66. After Justus missed a pair of free throws with four seconds left, the second overtime also wound up in a tie. But in the third extra period, with players and fans alike near exhaustion, Justus got one last chance. With the count tied at 76, he once again went to the stripe with four seconds remaining. This time he made them both, and the Vols held on to win what many longtime observers believe was the greatest game in UT basketball history.

That not only earned the Vols the SEC crown; it also won them the school's first-ever berth in the NCAA Tournament. This time, the cat jumped the other way. In another tense battle at Evanston, Ill., the Fearless Five was ousted in its first test by Dayton, 53-52, as Widby's last-second shot caromed off the rim.

Vols Celebrate First Season in Stokely with SEC Championship

The first Tennessee basketball game in the Armory-Fieldhouse was nothing but a glimpse of the future. The 72-71 victory over Wyoming gave the idea that basketball in the new arena would be a successful era. And the temporary wall that stood on the east side of the arena was a hint that expansion was on the way.

To kick off the 1958-59 season, the University of Tennessee had erected a new facility for basketball. Replacing Alumni Gym was a difficult thing to do, but the state-of-the-art arena would quickly remind

the team and fans that the new facility was worth the \$1.5 million.

Equipped with huge steel trusses that lined the walls and roof, the gigantic new arena could seat 7,000 people in its opening years. The west end of the arena had two levels of permanent seats while temporary bleachers lined the baselines. On the east end, more temporary bleachers rose from the floor to the temporary wall. Along each baseline was a row of folding chairs, primarily for the teams to sit. Other than basketball, the Armory-Fieldhouse was home to supply rooms for Army and Air Force ROTC, offices and classrooms.

The temporary wall was the key to the Armory-Fieldhouse. In 1965, a \$500,000 gift from William B. Stokely Jr. jump-started a \$3 million expansion on the facility - an expansion that had been designed in the original blueprints of the facility. By the 1966-67 season, the Armory-Fieldhouse was doubled in size and seating capacity rose to 12,700 just in time for the SEC championship season. Stokely had died before the completion of the expansion project, and the Armory-Fieldhouse became William B. Stokely Athletics Center.

Stokely Athletics Center was a special home to Tennessee basketball. It housed more fans than ever before. It featured a newly designed Tartan rubber playing surface after the expansion to the arena. But more importantly, it featured great teams. Tennessee teams were extremely successful in the arena, compiling a 321-69 record at Stokely and winning four SEC championships.

Stokely was vacated during the winter of 2012-13, as the university has plans to raze the facility and repurpose the land it occupies.

Ray Mears Brings Showmanship And Championships

Ray Mears was hired as head basketball coach in 1962 after he had just won the NCAA small college championship the previous year as coach at Wittenberg University. But this was Division I, and Mears was brought in to revitalize a struggling Tennessee basketball program. The Vols were coming off back-to-back losing seasons and were caught in a decade and a half of finishing no higher than fourth in the SEC.

All that changed when Mears took over. His first year saw the Vols finish with a 13-11 record, including a season sweep over archrival Kentucky. In fact, Adolph Rupp's Kentucky teams grew to be Mears' top foe, despite the fact that Mears and Rupp were friends away from the court.

"Beating Adolph Rupp was my favorite," Mears admitted. "We ended up tying Kentucky, but seven of them were against Joe Hall so I can't claim I beat Rupp every time. We had the best record against Kentucky and the best record against Rupp."

In Mears' second season at Tennessee, the Vols were 16-8 and finished second in the conference. Then there was a 20-5 year, an 18-8 year, a 21-7 SEC title year and so on. Mears had sent a breath of fresh air through the Tennessee basketball program.

Not only did the legendary coach bring success to the hardwood, he brought entertainment to the fans. Mears instructed the pep band to play in the stands of Stokely Athletics Center during games - a first for its time. With the pep band blasting traditional fight songs, Mears' squad would perform dazzling tricks during pre-game warm-ups. From fancy passes to mind-boggling dribbling skills, the Vols looked more like the Harlem Globetrotters as they prepared for their opponent. It's said Mears even went to the extent of having one of his players ride around the court on a unicycle to fire up a sleepy crowd at Stokely.

"We brought the pep band and marched the band around the floor and all that kind of stuff," Mears said. "We had a guy that juggled basketballs and we had warm-up drills. We did a lot of things like that. We were trying to get people interested in basketball. I tried to get the crowd excited. We got people coming at 7:00 for a 7:30 game."

People flocked to campus to see the newest attraction - the Tennessee basketball team. But they also enjoyed the side antics as well. Record numbers came to Stokely Athletics Center, eventually forcing the expansion of the facility in 1966 to twice its original size.

On the sidelines, Mears was a basketball mastermind. His slow, deliberate offense gelled with his zone defense. His strict and disciplined basketball style carried the Vols to an SEC championship in the 1966-67 season and the school's first NCAA Tournament appearance.

Success was common during the Mears era. During his 15 years (1963-77) as head coach of the Vols, Mears collected 278 wins against 112 losses for a .713 winning percentage. Tennessee won three conference titles under Mears - 1966-67, 1971-72 and 1976-77. And during his tenure, only twice did UT finish lower than third in the SEC. He was hired to turn the program around. He did his job and then some.

Ray Mears took Tennessee basketball to a level it had never been before

OUTLOOK

PLAYERS

STAFF

REVIEW

RESULTS

RECORDS

HONORS

POSTSEASON

VOLMANAC

MEDIA INFO





Tennessee handed top-ranked Kentucky its first loss of the 1965-66 season, topping "Rupp's Runts" 69-62 on March 5, 1966, in Knoxville.

fore. His actions on the court made him a legendary coach. His knack for entertainment made him legendary with the fans. Both make Mears a legendary man.

On March 1, 2006, a banner with Mears' name on it was unveiled in the rafters over the student section of Thompson-Boling Arena.

Ray Mears passed away on June 11, 2007.

Texas Western Wasn't the First to Challenge Rupp's Runts

On the evening of March 5, 1966, the Tennessee Volunteers had nothing to do but finish a decent basketball season. The Vols were 17-8 and 9-6 in the SEC heading into their final game of the season, and the NCAA Tournament only took conference champions at the time. On the other side of the court, the No. 1-ranked Kentucky Wildcats were planning their run at a national championship. They had played 23 games and won every one of them.

Labeled Rupp's Runts, coach Adolph Rupp's squad was loaded with talent but short on size. The tallest players on the team, center Thad Jaracz and guard Tommy Kron stood at 6-foot-5. Forwards Larry Conley and Pat Riley stood 6-4, and the other guard, Louie Dampier, was 6-0.

Probabilities said the Vols were going to get whipped by the 'Cats. A week earlier, Tennessee had gotten beat in Lexington by top-ranked Kentucky, 78-64. But this time, probabilities were wrong. UT captains Larry McIntosh and Howard Bayne helped push the overmatched Vols past Kentucky 69-62 to give the Wildcats their first loss of the season.

Tennessee closed the season at 18-8 and finished tied for third in the SEC. Kentucky, however, went all the way to the NCAA finals where they faced Texas Western (now UTEP). In one of the most memorable and influential finals in NCAA history, Texas Western shocked the Wildcats with a 72-65 upset to win the NCAA championship. Texas Western became the first school to win the title with five black starters when they beat an all-white Kentucky team, which paved the way for cultural diversity in college basketball.

An unbeatable Kentucky team rolled into Knoxville in 1966 but left with a loss. The win for UT paved the way for a successful 1966-67 campaign in which the Vols won the SEC.

1970s:

Success Continues Under Mears; Grunfeld/King Combo Propels Vols

Consistent excellence was the trademark of the program under Mears. Twenty-win seasons became the rule rather than the exception, and the Vols became contenders in the SEC title race on a yearly basis. It took Mears five seasons to win his second conference title, and that one had a rather sour taste to it.

The 1971-72 team, built around the sharp shooting of guard Mike Edwards and 6-11 center Len Kosmalski, came into the season-ending game with Kentucky at Stokely Center one game ahead of Rupp's Wildcats. With five seconds left in a hard-fought battle, UK held a 67-66 lead. But Tennessee got one last chance when Edwards was fouled as he started into his shooting mode. Referee Bobby Hartsfield called it a non-shooting foul, and the usually unflappable guard missed the free throw. Kentucky rebounded to gain a tie for the title, and because they had swept the season's series with Tennessee, the Wildcats also won the SEC's berth in the NCAA Tournament. The Vols were so downcast by the loss that they voted not to accept a bid to the NIT, where they had reached the semifinals in 1969 and 1971.

The 1971-72 season also marked a new chapter in Volunteer cage history when Larry Robinson, a 6-5 high-post player out of Ferrum (Va.) Junior College became the school's first black player. A tireless worker and the ultimate team player, Robinson made a big hit with the fans and teammates alike, and as evidence of the respect they felt for him, his mates elected him captain of the 1972-73 team despite the fact that he had played only one season of varsity basketball with them.

Mears had stuck with his deliberate offense through his first decade at UT, but the appearance of two remarkable offensive performers in the mid-1970s prompted him to speed up his attack. Assistant coach Stu Aberdeen, who had strong recruiting contacts in the New York City area, hit the jackpot two years in succession when he signed Ernie Grunfeld of Forest Hills in 1973 and Bernard King of Brooklyn in 1974. Never before or since has UT basketball boasted two such enormous talents on the same team.

Grunfeld, a 6-6 wing who could move into the post when needed, broke Widseth's all-time Volunteers scoring record during his four-year career with 2,249 points, for an average of 22.3 per game. King, a brilliant post player, who played only three seasons before turning to the professional ranks, posted a new career average record of 25.8 points per game. Known as the "Ernie and Bernie Show," the two great players led the Vols to a record of 61-20 during their three seasons together, 1974-75, 1975-76 and 1976-77. During that run, the Volunteers made two NCAA Tournament appearances and won one SEC championship in 1977. Wherever they played they drew standing-room-only crowds; *Sports Illustrated* even featured them on its cover ("Double Trouble from Tennessee"), and for the first time in its cage history, Tennessee had become a household word in the world of college basketball.

The one thing that even King and Grunfeld couldn't do was to bring their coach an NCAA Tournament victory. In 1976 the Vols fell out in first-round play at Charlotte, losing to darkhorse VMI in a game that King had to sit out because of a hand injury suffered in practice a few days earlier. And then, in the biggest disappointment of all, the 1977 team went down in overtime to the Orangemen from Syracuse University (93-88) in a game played in Baton Rouge, La., as both King and Grunfeld fouled out during second-half action.

Mears soon followed his two great stars in farewell. A longtime sufferer from depression, the Vols coach could not answer the bell for the 1977-78 season, and assistant coach Cliff Wittig led the team through a tough rebuilding phase that produced the school's first losing campaign in 16 years. When it became clear that Mears could not return to his post, UT hired a new head coach, Don DeVoe, in the spring of 1978.

Mears left an enviable record behind him. In 15 seasons, his teams had won 278 games against only 112 losses for a .713 winning percentage, had captured three SEC championships and had played old rival Kentucky to a dead heat with 15 wins in 30 meetings. His acts of psychological warfare, such as the long walks at Nashville that brought the Vanderbilt crowds to a boil, had won him more than his share of detractors, but underneath all the boos, there was a grudging respect for one of the best coaches of his time.

John Ward and The Vol Network

John Ward sat atop Mississippi State Gymnasium on March 8, 1967, peering down on the Vols as time expired on the clock. Mississippi State



had just taken Tennessee into overtime in the season-finales for both teams. The Vols were in a battle in Starkville, Miss., but they were in a three-way war for the SEC championship, along with Florida and Vanderbilt.

Ward, thanks to the Vols playing in the Central Time Zone, already knew both Florida and Vanderbilt had finished at 14-4. Should the Vols win, they would finish at 15-3 and win their first SEC title in more than 20 years. And it all came down to overtime. Then a second overtime. Then a third.

By then, Ward's voice was getting rougher and rougher. He, along with color analyst Lowell Blanchard, were located high atop the gym to get a bird's eye view of the game.

"When I do broadcasts, I prefer to be working upstairs because I can see the game unfold better," Ward said. "We were upstairs near the top of the gym and against the wall. Well, with a window behind us, a draft kept blowing onto my neck and it was cold. By the second overtime, I just looked at Lowell - just a wonderful man - and said, 'I can't finish the game.'"

Ward's throat was getting tight due to the cold air on his neck and he was losing his voice. Quick to aid Ward, Blanchard retrieved a towel from the Tennessee bench at courtside and Ward wrapped it around his neck. The treatment warmed and opened Ward's throat, and he was able to finish broadcasting the Vols' 78-76 triple-overtime win over the Bulldogs. A 1967 SEC Championship and Tennessee's first trip to the NCAA Tournament came courtesy of the win.

Of course, the towel became a trademark of Ward's during his 35-year run as "Voice of the Vols." But according to Ward, it was always used for medical purposes.

"I always wore it to protect my voice and throat," he insisted after he recalled his most memorable UT basketball game. "Never was it intended to be a trademark."

There are other games that stick out in Ward's mind - especially the Kentucky games. Games like the one in 1976 when Tennessee rallied from 14 points down to beat the Wildcats in overtime in Memorial Coliseum. Or the game that very next year when Tennessee beat Kentucky in its first trip to the new Rupp Arena. Then there's Tennessee's 1979 SEC Championship.

"Tennessee won the SEC championship in '79 and they beat who? Kentucky," Ward said. "You've got to understand, Kentucky didn't lose back then. They just didn't."

For those fans not able to attend the games in person, they depended on Ward to paint the picture over radio broadcasts. He never failed.

"Prior to around 1980, there were no TV games," Ward said. "So obviously, radio broadcasts became the dominant medium to follow those games."

Through the late 1950s and early 1960s, UT basketball games were not heard over the radio on a regular basis. Only big games, like Kentucky and Vanderbilt, made the airwaves. But in 1966, athletics director Bob Woodruff, with the assistance of Bill Petty, Ward and basketball coach Ray Mears, began the groundwork for a Vol Basketball Network. The Vol Network already covered football games, and now it was time for basketball coverage.

The 1966-67 season was the first full season of basketball broadcasts for Ward and the Vol Network, and it could be heard on one station. But thanks to the marketing mindset of Mears and the successful teams he put on the floor, Tennessee basketball was exploding in popularity.

"Nothing defined the ascendancy of basketball on the UT scene more clearly than the game's identity with John Ward's broadcasting style," said Haywood Harris, UT's long-time sports information director. "The presence of Ward at UT games was as much a part of the basketball presentation as Mears' pre-game warm-ups and Roger Peltz' unicycle act."

In the following years, Ward began to work more closely with the network, and the program increased the number of stations that carried the broadcasts to around 15 throughout the state.

The unique aspect of the Vol Network was that small, community-based radio stations carried the broadcasts. Instead of relying on larger radio stations in Nashville to broadcast the games to larger areas, the Vol Network targeted the small stations in Tennessee and created a down-home atmosphere for listeners.

"My primary goal was to involve the local stations throughout the state," Ward said. "Our philosophy was that it's not the number of stations but amount of coverage in the state. We wanted to touch every county in Tennessee."

The Vol Network came pretty close to doing that. By choosing to reach the small-town audiences through smaller stations, the network

expanded and eventually had more than 50 stations carrying the sports broadcasts. Now, the Vol Network is one of the largest radio networks in the nation with affiliates in four surrounding states. The Vol Network also can be heard in 28 states after dark and worldwide on the Internet. Bob Kesling inherited the title "Voice of the Vols" in 1999 and currently pairs with former Vol basketball player Bert Bertelkamp to bring Tennessee basketball to life on the radio.

"To grow from one station to more than 50 stations was a great accomplishment," said Ward, who retired after the 1998-99 basketball season. "But the key to that was the sponsors, not me. I was only a broadcaster."

John Ward was never only a broadcaster. He was music to Vol fans' ears.

Dec. 15, 1973: UT, Temple Combine for 17 Points

It was Dec. 15, and it was the championship game of the 1973 Volunteer Classic at Stokely Athletics Center. Tennessee's high-powered offense was looking to dispose quickly of Temple to win yet another Classic title on its own floor.



Tennessee put points on the board at will. They scored 80 points in a season-opening victory in 1973 over North Texas State and 85 in a loss to Marquette. But in the two games leading up to the clash with Temple, the Vols had scored 117 and 96 points, respectively. Needless to say, fans were expecting a show.

If anything, a show was not what the fans got. Temple coach Don Casey had instructed his squad to merely pass the ball back and forth to keep the rock away from the Vols. That's exactly what they did. And with Mears' strict discipline, Tennessee wasn't about to stray from their traditional zone defense. Neither team would budge. But the fans did. They booed and complained throughout the chess match between the Vols and Owls.

When the buzzer sounded, the crowd had something to cheer about. Tennessee came away victorious 11-6. That's right, 11-6. Temple had effectively taken the ball out of Tennessee's hands, yet the Vols also had proven a point that they were sticking to their game plan.

Throughout the rest of the season, Tennessee was content at scoring in the 60s, 70s and 80s, even topping the 100-point mark against LSU to finish 17-9. But the UT-Temple fiasco will live in the record books forever. The game holds the NCAA record for fewest points scored by both teams - something that may never be broken with today's fast-paced game. The NCAA record for fewest points allowed since 1938 also goes to Tennessee (tie) for holding the Owls to a mere six points.

1980s: Vols Enjoy NCAA Success; Thompson-Boling Arena Opens

Just as Mears had done a decade and a half earlier, Don DeVoe put his stamp on Tennessee basketball in quick order. Inheriting a team built around All-America Reggie Johnson in the post and Terry Crosby and freshman Gary Carter at the wings, the 37-year-old former Ohio State player soon put whatever doubts there may have been about his appointment to rest. In that first season of 1978-79, DeVoe achieved a number of "firsts" for a Tennessee cage coach.

That first DeVoe team posted an overall record of 21-12 and a regular-season SEC mark of 12-6, good for the runner-up spot. That happened to be the season when the postseason conference tournament was revived after a 27-year hiatus, and when the Vols beat Kentucky 75-69 in the finals, it was the first conference tourney title for Tennessee since 1943. And since his team had swept the Wildcats in regular-season play, DeVoe became the first Vol skipper ever to beat the Wildcats three times in one campaign. The tourney championship also put the team in the NCAA playoffs, and when the Vols dusted off Eastern Kentucky 97-81 in the first round of play in Murfreesboro, Tenn., he became the first UT coach ever to record an NCAA Tournament victory. The Vols then lost in the second round to Notre Dame, but it had been a storied maiden season for the tall man from the Buckeye state.

The good times rolled on. With such standout performers as Carter, Howard Wood and All-American forward Dale Ellis leading the attack, DeVoe's first five teams all participated in NCAA tourney play, all of them winning first-round games before being later eliminated. The 1981 team advanced to the NCAA Tournament's Sweet Sixteen before being eliminated 62-48 by Virginia and college player of the year Ralph Sampson. The best of the lot, 1981-82, won the school's seventh SEC title and posted a 20-10 record. That team felt just shy of upsetting powerful Virginia, led by Sampson, in an NCAA second-round game at Indianapolis, Ind., losing 54-51.

The 1983-84 team went 21-14 overall and went three rounds deep into NIT tournament play, and the 1984-85 team went 22-15 and reached the NIT's semifinals before losing to Indiana at Madison Square Garden. But after seven post-season tourney appearances in as many seasons, the DeVoe program suddenly made a sharp downward turn with two consecutive losing seasons in 1985-86 and 1986-87. But there were still bright spots. Guard Tony White scored 51 points in a game against Auburn in 1987, bettering by one point an old school single-game scoring record set by Ron Widby against LSU 20 years earlier.

The 1987-88 team turned things around with a 16-13 record and an NIT appearance, and when the 1988-89 team went 19-11 to get the Volunteers back into the NCAA playoffs, the program seemed to be moving in the right direction. But an 84-68 loss to West Virginia at Greensboro, N.C., in the first round of play sealed DeVoe's doom. After an 11-year tenure that had produced a 204-137 record, one SEC championship, one SEC tourney title, six NCAA playoff appearances and three trips to the NIT, DeVoe resigned.

In a way, DeVoe was a victim of his own accomplishments. The rousing successes of his early years, combined with Mears' long run, had raised expectations among Tennessee basketball fans. Overflow crowds at Stokely Center had sparked a drive for a new facility, and in the 1987-88 season the Vols moved into one of the most palatial college basketball homes in the country. The \$30 million, 24,535-seat Thompson-Boling Arena and Assembly Center. It was named after philanthropist B. Ray Thompson and then-UT president Ed Boling, and it signaled the school's commitment to competitive excellence.

Vols Open New Arena on River

No one ever thought the Tennessee Volunteers would outgrow Stokely Athletics Center. The 12,700-seat arena was gigantic compared to the previous basketball arenas that the Vols called home. But with a winning basketball team and loads of excitement surrounding the program, a new basketball arena was inevitable.

Work began to raise money for a new and larger basketball facility. There was one goal for the new arena - make it larger than any arena in the SEC. In the early 1980s, Kentucky's Rupp Arena was tops in the SEC with its 23,000 seats. The big question was if an arena of that size would be large enough for the Vols. The demand for Tennessee basketball tickets was outrageous, and school officials were concerned.

The spark for the fire was an anonymous gift of \$5 million. That was followed by \$5 million in private UT donations, a \$7 million pledge from the state of Tennessee, \$10 million from Knox County and \$3 million in ticket and parking revenue. The ball was officially rolling.

Everything, however, came to a screeching halt after work on the arena had already begun. The Kansas contractor, who had obtained the contract with a bid of \$23 million, pulled out after multiple delays had pushed the completion date back several times. A Nashville contractor took over the responsibilities, and the new 24,535-seat arena was completed for the 1987-88 season.

It was discovered that B. Ray Thompson was the man responsible for the original donation for construction, and he was convinced to have his name attached to the new arena. However, the only way he would comply was if then-UT President Edward J. Boling's name was attached also. So, on Sept. 25, 1987, the new basketball facility was officially named the Thompson-Boling Assembly Center and Arena.

The largest on-campus basketball-only facility in the nation, Thompson-Boling Arena opened its doors to the Vols in good fashion when Tennessee beat Marquette 82-56 before 25,272 people. An arena-record crowd of 25,610 showed up Jan. 21, 1989, when UT hosted Kentucky.

1990s:

Houston Sets UT Scoring Mark; Vols Return to NCAA Tournament

Ironically, UT's hoops fortunes slumped badly in these luxurious new surroundings. DeVoe's successor, Wade Houston, was never able to get the program rolling. Houston, an Alcoa, Tenn., native who had played at Louisville and served as an assistant coach there, was warmly welcomed in his pioneer role as UT's first black head coach. He was enormously popular on the personal level, but he was able to post only two winning records in five seasons, and after a 5-22 campaign in 1993-94, he was replaced by Kevin O'Neill.

Even so, the name Houston still stands tall in UT history. The coach's son, Allan Houston, rewrote the Volunteer scoring record book during his four years under his father's tutelage, 1989-93. A velvet-match guard, he zoomed past Grunfeld to set the school career mark with 2,801 points and also set records in

single-season scoring, field goals and 3-point goals. The younger Houston led his dad's teams to NIT appearances in 1990 and 1992, both ventures ending in second-round losses. Houston's successor, O'Neill, was a much fiercer sideline coach than his laid-back predecessor. O'Neill had enjoyed great success at Marquette, where he had won a reputation as a standout recruiter and defensive specialist. He took over the Vols program when its stock was at a very low ebb, and was not able to turn the program around in regard to wins and losses. Of his three Volunteer teams, only one, 1995-96, managed to break even during the regular season, 14-14, before suffering an NIT opening-round loss to the College of Charleston at Thompson-Boling Arena on a bitterly-cold March evening. But he did make headway in recruiting, and when he departed to take the head coaching job at Northwestern after the 1996-97 season, he left behind a healthy crop of young players.

Jerry Green's initial season of 20-9 in 1997-98 was the best for a first-year Volunteer coach since Emmett Lowery's 20-5 record in 1947-48. And it ended on a high note when the Vols won their way into the NCAA Tournament for the first time since 1989. Even an overtime loss to Illinois State at the Arco Arena in Sacramento, Calif., in the opening round could not rub the shine off Tennessee's best season in a decade. A South Carolina native who had a successful tenure as the head coach at Oregon and as Roy Williams' top assistant at Kansas, Green seemed to strike the right chord among players and fans alike with his down-home style. And his first-year success didn't end with the season. His signing of Cleveland, Tenn., high school superstar Vincent Yarbrough was perhaps Tennessee's greatest recruiting coup since Grunfeld and King.

Under Green's direction, Tennessee continued to achieve milestones for the program during the 1998-99 season in which the Vols went 21-9. The Vols returned to the NCAA Tournament, giving UT its first back-to-back bids since 1982-83, and won their first NCAA tourney game since 1983. The Vols won their last six SEC games, including a season-ending showdown with Kentucky to win their first SEC Eastern Division crown since divisional play started in 1992. UT's 21 wins were the most for the Vols since 1985 and just one short of the school's single-season record. Tennessee's season sweep of arch-rivals Kentucky and Vanderbilt also were cause for celebration. The Vols' win at Lexington was the first at Rupp Arena in 20 years.

Vols Run for 1991 SEC Tournament Title

After enjoying peaks of success in the 1970s and '80s, the Tennessee Volunteers hit a treacherous valley in the early 1990s. Despite a tremendous scoring threat in Allan Houston (23.7 points) and a sharp-shooter in Lang Wiseman (13.2 points), the Vols fell on hard times during the 1990-91 season.

Tennessee began the season red-hot, winning five of its first six games. However, the Vols would only win four more games the rest of the season. Losing streaks highlighted the schedule, as the Vols saw consecutive streaks hit three, four and five games, as well as a seven-game losing streak to end the regular season. Tennessee won four straight during the first six games but never could win back-to-back games again. Wins over Florida, No. 19 LSU and Vanderbilt gave the Vols a 3-15 record in the SEC and placed them in a tie for eighth heading into the SEC Tournament in Nashville.

In the first round, Tennessee avenged two close losses to Mississippi with a 94-85 win over the Rebels. It was an upset, but no one was searching for a Cinderella slipper until the Vols upset No. 18 Mississippi State 87-70 in the second round. An underrated Tennessee team was having its way with the conference's best teams, and the magic ride continued with an 85-65 thrashing of Georgia in the semifinals.

The same Tennessee team that had won only three conference games in the regular season had just won three consecutive conference games in three straight days. They were the talk of the tournament, and they were looking to write a happy ending to the fairy tale. The underdog Volunteer

teers met No. 24 Alabama in the finals of the SEC Tournament, and the Crimson Tide washed away Tennessee's hopes of completing the dream with an 88-69 victory.

Tennessee ended the season with a 12-22 record in 1991. There wasn't much to cheer about other than an appearance in the conference tournament finals. But for three consecutive nights, the Vols were the Cinderella of the SEC Tournament, dreaming of an invitation to "The Big Dance."

2000s: Vols Start New Millenium with Regular Postseason Appearances

UT continued its return to the national spotlight with the dawn of the new century. The Vols began the new millennium as a consistent name in national polls and with a pair of trips to the NCAA Tournament.

The 2000 season was one of the most successful in school history, with the Vols winning a school-record 26 games and advancing to the Sweet 16 of the NCAA Tournament. UT won a share of its eighth SEC title and its second straight SEC Eastern Division crown. Not only did the Vols win 20 games for the third consecutive season, but they did so faster (23 games) than any other team in school history. They spent the entire season ranked in the top 25, reaching as high as No. 5, and finished the season ranked 11th in the final Associated Press poll.

The 2001 season saw the Vols ranked No. 9 in the Associated Press preseason poll, and they climbed as high as No. 4 during the year. The No. 4 ranking tied for the highest in school history. For the fourth straight year, the Vols won 20 games, finishing the season with a 22-11 record. At the end of the regular season, UT made its fourth trip to the NCAA Tournament in as many years, bowing to Charlotte in the first round.

Buzz Peterson was named the 16th head coach in school history on April 4, 2001, following the resignation of Jerry Green after the season. Peterson, who attended UT football games while growing up in Asheville, N.C., came to Knoxville after leading Tulsa to a 26-11 record and the NIT championship.

In his four seasons in Knoxville, Peterson led the Vols to a 61-59 overall record and appearances in the National Invitation Tournament in 2003 and 2004.

Ron Slay, who missed the second half of his junior season with a knee injury, returned to the Vol lineup in 2003 to lead the Southeastern Conference in scoring with 21.2 points per game and was named the league's Player of the Year.

In 2005, freshman guard Chris Lofton took the league by storm by making 93 3-pointers, the most-ever by a freshman in the Southeastern Conference. His 46.5 shooting from behind the 3-point arc led the SEC and ranked fourth nationally.

On March 28, 2005, Bruce Pearl took over the reins of the Tennessee program just days after leading UW-Milwaukee to the Sweet Sixteen of

the NCAA Tournament.

Pearl made his presence felt in his first season in Knoxville, leading the Vols to the 2006 SEC Eastern Division championship with a 12-4 league record and a 22-8 overall mark. The Vols received a No. 2 seed in the NCAA Tournament, the highest seeding in school history.

After the season, the honors came rolling in. Pearl was named the Associated Press SEC Coach of the Year and also was a finalist for the Naismith Trophy Men's College Coach of the Year in addition to earning national coach of the year honors from *The Sporting News* and CBS Sportsline.com.

Lofton rewrote Tennessee's single-season record books in 2005-06 with his 3-point shooting on his way to earning consensus first-team All-SEC honors and several All-American awards. The sophomore broke school records for 3-pointers made (114), 3-pointers attempted (261) and 3-pointers per game (3.80 3pg). His 114 3-pointers in 2005-06 were the second-most in Southeastern Conference history.

Tennessee's second season under Pearl's guidance produced the second-most wins in school history and one of the most memorable NCAA Tournament runs in school history. The Vols completed the 2006-07 campaign with a 24-11 overall record, and their 10-6 SEC mark was tied for the second-best in the league. In the first round of the NCAA Tournament, the Vols tied a school scoring record in defeating Long Beach State 121-86. UT held on for a 77-74 win over Virginia in the second round before falling to eventual national runner-up Ohio State in the Sweet Sixteen.

Lofton was named the 2007 Associated Press SEC Player of the Year and was a consensus second-team All-America selection after leading the conference with 20.8 points and 3.42 3-pointers per game/team.

Pearl's third season in Knoxville produced a school-record for wins with a 31-5 overall mark, and the Vols won their first outright SEC title since 1967 with a 14-2 league record. Tennessee spent most of the season ranked in the top 10 and achieved the program's first No. 1 ranking after a 66-62 win at then-No. 1 Memphis in late February.

Tennessee advanced to the Sweet Sixteen of the NCAA Tournament for the second consecutive year with wins over American and Butler before falling to Louisville in the Regional Semifinals.

Lofton earned second-team All-American honors for the third time in his career. He finished his career with 2,131 points, and his 431 3-pointers were the most in SEC history and ranked third all-time in the NCAA. Tyler Smith joined Lofton in garnering first-team All-SEC honors, and JaJuan Smith was a second-team pick. Bruce Pearl was named SEC Coach of the Year and was honored as national coach of the year by the Adolph Rupp Cup.

In 2008-09, Pearl again led the Vols to an SEC Eastern Division title, a 20-win season and a berth in the NCAA Tournament. The Big Orange finished the year 21-13 (10-6 SEC) and became the first program in SEC history to finish ahead of Kentucky in the league standings for four straight seasons.



- OUTLOOK
- PLAYERS
- STAFF
- REVIEW
- RESULTS
- RECORDS
- HONORS
- POSTSEASON



Chris Lofton Wins His Biggest Battle

Chris Lofton beat everything thrown his way during his four-year career at Tennessee, and he often did it with people lining up to tell him he couldn't.

But the toughest battle he faced at Tennessee was not resurrecting the basketball program or quieting the doubters who thought he couldn't be a producer on a major Division I basketball team.

It was something much worse, much more vicious and much more devastating than any challenge the simple game of basketball can provide.

It was cancer.

And in true Lofton fashion, he beat it.

It was already a bad night when Lofton and his parents were taken into a San Antonio hotel room mere hours after the Vols had fallen to Ohio State in the Sweet 16 in 2007. In the room, Lofton was told that one of the randomly-administered NCAA drug tests had come back positive.

The test had come back showing high levels of beta hCG. It could mean Lofton was using steroids, or it could be an early warning sign of cancer.

It was the latter, and six days after the Ohio State game, Lofton had surgery to remove a cancerous tumor.

He began radiation treatments on April 25, 2007, that left him cancer-free, but they also drained 15 pounds of muscle off his body and put him far behind the curve in getting ready for his senior season.

Lofton was not going to let cancer stand in the way of his senior year, a season that was predicted to be one the best in school history as he turned down an opportunity to redshirt.

The season turned out to be everything hoped for. UT achieved its first No. 1 ranking in history, had a school-record 31 wins and won the SEC title.

But the face of the team was not producing on the levels people had expected. Lofton's face had adorned the cover of *Sports Illustrated*, but he was not putting up numbers to match his junior campaign, during which he was named SEC Player of the Year after averaging 20.8 ppg.

Lofton started the season shooting just 34 percent from the field and had everyone questioning if something was wrong with him.

It turns out the only thing that matched Lofton's work ethic was his ability to keep a secret. The select group of people who knew about his cancer didn't include any teammates.

"I wanted to deal with it on my terms," Lofton said. "I didn't want it to be a distraction for our team. I knew if it came out, everything would change. I didn't want it that way."

So Lofton quietly led his team, with a 15.9-point average, to another Sweet Sixteen appearance. In doing so, he shot 49 percent from 3-point range the rest of the regular season, returning to the Lofton every SEC opponent had feared from previous encounters.

He finished his career with an SEC-record 431 3-pointers made and was fourth on UT's all-time scoring list with 2,131 career points. But he will forever mean more to UT than simply numbers.

"You look at what he has gone through ..." head coach Bruce Pearl said. "He's still going to be remembered as one of the best players to wear orange."

"I was privileged to coach him."

2010s:

Transition on Rocky Top;

Martin Brings Discipline, Toughness

In terms of NCAA Tournament success, the 2009-10 season was the best in Tennessee's storied history, as the Volunteers fell just one-point shy of the Final Four.

After coach Bruce Pearl led the Vols to an 11-5 conference record and a third-place finish in the SEC Eastern Division, Tennessee began its NCAA Tournament journey in Providence, R.I. Led by seniors Wayne Chism, Bobby Maze, J.P. Prince and Brian Williams, the sixth-seeded Vols defeated San Diego State and then Ohio University to advance to the Sweet Sixteen for the third time in the Pearl era.

The Edward Jones Dome in Kansas City, Mo., was UT's next tournament stop. And a 76-73 come-from-behind victory over No. 2-seeded Ohio State and National Player of the Year Evan Turner lifted Tennessee into the Elite Eight for the first time in school history.

Two days later, the Midwest Regional Final saw UT tip off against fifth-seeded Michigan State. After surviving a 14-1 Spartans run and charging back from an eight-point deficit in the second half, Tennessee forged a 69-69 tie with 11 seconds left. But MSU's Raymar Morgan made the game-winning free throw to end the Vols' season at 28-9.

Pearl Era Ends After Six Seasons

The 2010-11 season saw Tennessee make its sixth consecutive NCAA Tournament appearance, but the entire year was clouded by an ongoing NCAA investigation.

Head coach Bruce Pearl had provided the NCAA with "false and misleading information" in the course of its official inquiry prior to the season, and Southeastern Conference commissioner Mike Slive had suspended Pearl for Tennessee's first eight regular-season SEC games (associate head coach Tony Jones led the Vols to a 5-3 mark during that span).

After a disappointing and lopsided loss to Michigan in the NCAA Tournament's round of 64, UT athletics director Mike Hamilton relieved Pearl and his staff of their duties on March 21, 2011.

Pearl was later given a three-year "show cause" penalty by the NCAA, while each of his full-time assistant coaches received a one-year penalty.

Tennessee under Pearl averaged more than 24 wins per season, earned the nation's No. 1 ranking for the first time in program history, boasted an average year-end RPI of 17.2 and never failed to make the NCAA Tournament—tying a school-record with six consecutive berths in the Big Dance.

Martin Maintains UT's Winning Ways

On March 28, 2011, Tennessee named Cuonzo Martin the 18th head coach in program history.

The East St. Louis, Ill., native starred at Purdue under legendary coach Gene Keady before being selected in the 1995 NBA Draft.

Martin's arrival at UT was preceded by three successful seasons as head coach at Missouri State (2009-11).

In his first year with the Vols, the Big Orange were picked in the pre-season to finish 11th in the then-12-team SEC. But Martin led Tennessee to a 10-6 conference record and a second-place SEC finish.

The 2012-13 season saw Martin lead Tennessee to 20 wins, as well as victories in each of the team's final nine regular-season games (for the second straight year).

Martin also joined Jerry Green and Bruce Pearl as the only UT head coaches to lead the Vols to victories over at least three AP Top-25 teams in each of their first two seasons on Rocky Top. Those triumphs included wins over Wichita State, eighth-ranked Florida and a 30-point victory over Kentucky that marked UT's largest-ever margin of victory against the Wildcats.

In Martin's third and final season at Tennessee, the Vols totaled 24 wins, earned the program's first NCAA Tournament berth since 2011 and advanced all the way from the "First Four" in Dayton to the Sweet Sixteen.

That team was led by seniors Jeronne Maymon, Jordan McRae and Antonio Barton as well as junior Jarnell Stokes. McRae and Stokes both were selected in the 2014 NBA Draft after the season, while Maymon and Barton each signed professional basketball contracts overseas.

Martin accepted the head coaching position at Cal in April 2014 and was replaced at Tennessee by Southern Miss head coach Donnie Tyndall later that month.

Rocky Top Becomes the Tyndall Zone

After averaging more than 21 wins during his eight-year head coaching career—including an unprecedented 56-17, championship-winning two-year run at Southern Miss—Donnie Tyndall was handed the reins to the Tennessee program on April 22, 2014.

Tyndall's teams have been known for playing an up-tempo brand of basketball that pressures opponents with an aggressive matchup zone defensive scheme.

Ben Byrd is the former sports editor of the Knoxville Journal. He covered Tennessee basketball for more than 50 years. Additional content has been provided by Josh Pate and Craig Hammel, UT Media Relations.

HEAD COACHING HISTORY



Zora Clevenger
1911-16

A football coach by trade, Zora Clevenger was one of the first coaches in school history to simultaneously hold the head coaching jobs for the basketball and football teams. In five seasons as the basketball coach, he led the Vols to a 50-14 record. The 1904 Indiana University graduate's winning percentage of .781 still rates as the best in Tennessee history. On the gridiron, he recorded a 26-15 record in five seasons and led the Vols to the 1914 SIAA championship.

The Muncie, Ind., native got his coaching start at his alma mater in 1905 with a 5-12 record. A year later he led the Hoosier cagers to a 7-9 mark. Later, Clevenger coached four seasons (1917-20) at Kansas State Agricultural College, where he posted a 54-16 record on the hardwood. Following administrative positions at the University of Missouri and Nebraska Wesleyan, Clevenger returned to Indiana where he was named the director of athletics. In 1968 he was inducted into the College Football Hall of Fame as a hallback.



Blair Gullion
1935-38

Considered one of the nation's top basketball tacticians, Blair Gullion (pronounced: GULL-yin) took over the Vols before the 1935-36 season and promptly won the school's first SEC championship in any sport. The first full-time basketball coach in school history, Gullion posted a 47-19 (.712) record in his three seasons in Knoxville.

A precise tactician who had written numerous textbooks on the game, Gullion ran a tightly patterned, multiple-screening offense that caused defenses to get lost. Described by one of his star players, Floyd "Biggy" Marshall, as a person who "lived, dreamed, ate and slept basketball," Gullion gave the Vols their first glimpse of national basketball prominence. Two times he led the Vols to the SEC championship game, winning it in 1936. Under his tutelage, Harry Anderson became the school's first All-American in 1936.

Just weeks prior to the 1938-39 season, Gullion abruptly left for Cornell where he stayed for several years. He also coached at Washington University at St. Louis and the University of Connecticut before retiring.



John Mauer
1938-47

After Blair Gullion departed with such short notice before the 1938-39 season, John Mauer was tabbed by Major Robert Neyland as the man to take over for the popular Gullion.

Prior to coming to Tennessee, the Aurora, Ill., native proved himself as an athlete when he was named the Outstanding Athlete and Scholar in the Big Ten Conference while competing for Illinois. A college roommate of Harold "Red" Grange, Mauer was one of the first college basketball players to use the "one-hand" shot.

After college, he began his coaching career at Kentucky, where he preceded Adolph Rupp, and posted a 40-14 record in three years. In the early 1930s, he moved to Miami of Ohio, where he coached with Paul Brown and Weeb Ewbank on the gridiron and directed the Miami cagers for eight seasons.

After a shaky start in his first season, Mauer cemented his place in the hearts of Tennessee fans with a 30-29 win over Kentucky in Lexington. The Vols went on to a 14-7 overall record and a 6-5 mark in the SEC in 1939. Two years later, Mauer led UT to the first of two SEC championships over a three-year period with a 36-33 win over Kentucky in the SEC championship game.

In his eight seasons at Tennessee, Mauer recorded a 127-41 record. In addition to his duties with the Vol cagers, Mauer also served as an assistant football coach to Neyland and was the head baseball coach. On the gridiron, he helped lead the Vols to three SEC titles and the 1940 national championship.



Emmett Lowery
1947-59

An All-American guard as a player for coach Ward Lambert at Purdue in the early 1930s, Emmett Lowery brought that same success to Tennessee. A college teammate of John Wooden, Lowery brought a tightly-patterned, fast-break offense and man-to-man defense to Knoxville. In fact, he could often be heard yelling "Pass and cut, pass and cut," from the sidelines.

Other coaches in the Southeastern Conference took notice of Lowery's mastery of the fast-breaking offense. "The Tennessee fast break under Lowery was the best I've ever seen," famed Auburn mentor Joel Eaves said. "It was beautifully patterned, beautifully executed."

In his first season at Tennessee, the gentlemanly Lowery brought the Vols their first 20-win season in school history when UT posted a 20-5 overall mark. Over a 12-year career at Tennessee, Lowery was 169-110 before leaving to pursue business opportunities in Florida. On Jan. 14, 1950, he directed the Vols to a stunning 66-53 win over Kentucky, ending the Wildcats' 44-game conference winning streak that stretched more than five years.

In a time when many SEC schools were building newer and bigger arenas, Lowery saw Tennessee take the first steps towards building a new facility. In Lowery's final season, Tennessee moved out of the smaller Alumni Memorial Gymnasium and into the 7,500-seat Armory-Fieldhouse. Opening night in the new facility went down to the wire, with Vols guard Kenny Coulter hitting a last-second shot to defeat a strong Wyoming team 72-71.



John Sines
1959-62

After eight years on the bench as an assistant coach to Emmett Lowery, John Sines became the first, and still the only, assistant to be promoted to head coach at Tennessee.

Like his predecessor on the UT bench, Sines was a product of Ward Lambert's Purdue teams from the 1930s. A captain of the Boilermakers' 1938 Big Ten championship team, Sines went on to play in the National Basketball League. A forward for the Indianapolis franchise, Sines was named to the 1940 NBL All-Star Team.

His first Tennessee squad returned only Dalen Showalter from the previous year's starting lineup but finished the season 12-11. That first season was capped off with a 65-63 win at Kentucky, the Vols' first win in Lexington since 1939.

His second season was marred by eight losses by five points or less as the Vols dropped to a 10-15 record. Sines, whose Vols were rocked by scandal following the 1961 season, resigned one year later after posting a 4-19 record in 1961-62.

Although the finish of Sines' career at UT may have been disappointing, he left the school with one of best recruiting classes in its history. A.W. Davis and Bobby Hogsett spent the 1961-62 season on a freshman team that regularly defeated the varsity in practice.



Ray Mears
1962-77

A showman comparable to the legendary P.T. Barnum, Ray Mears was also one of the top college basketball coaches in his era.

Mears came to Tennessee in the spring of 1962 following a successful stint at Wittenberg University in Springfield, Ohio, where he had a 114-22 record and won the 1961 NCAA college division championship.

Mears took just one season to reverse Tennessee's fortunes. Inheriting a team that won just four games the previous year, the Vols won 13 Mears' first year and were recording 20-win seasons within three years.

His 21-year career record of 399-135 (.747) ranked second in the nation among active coaches at the time of his retirement. In his 15 seasons at Tennessee, Mears recorded a 278-112 (.713) record. During his time in Knoxville, the Vols won 20 or more games seven times, finished third or better in the SEC in 13 of his 15 seasons and won three SEC championships (1967, 1972 and 1977).



Under Mears' direction, Tennessee made seven postseason appearances. The Vols made three NCAA Tournament appearances, two National Invitation Tournament showings and participated in the now-discontinued Collegiate Commissioners Association meet.

Nine of his players went on to earn All-American honors, including three-time first-team All-American Bernard King and two-time first-team pick Ernie Grunfeld, perhaps the most famous duo in Tennessee history. The two-time Southeastern Conference Coach of the Year (1967 and 1977) saw one of his pupils named the SEC Player of the Year four times.

Mears was the ultimate showman. Not only did his teams provide plenty of excitement on the court, but there also was plenty of excitement around the game. Just before tipoff of games, he would have his team run through a giant wooden "T" onto the court. When the starting lineups were introduced, Tennessee was one of the first schools to have the lights in the arena dimmed and a spotlight placed on the Vol player. The pregame warmups featured Harlem Globetrotter hi-jinks, including an orange and white ball during passing drills. Additionally, Mears had a student dressed in a bear costume ride a unicycle and perform a pre-game act to help create a festive atmosphere at the games.

A disciplinarian and stern taskmaster who also was the consummate entertainer, Mears was a study in contrasts. While he studied statistics, poring over diagrams while plotting strategy like a military general planning an attack, Mears also created an exciting environment at games that left Tennessee fans thirsting for more.

Mears was sidelined for the 1977-78 season and decided to retire from active coaching. During his absence, assistant coach Cliff Wettig stepped up as acting head coach for that season.

Mears passed away on June 11, 2007.



Don DeVoe
1978-89

When Tennessee began its search for a replacement for Ray Mears, Don DeVoe's name was one of the first to be mentioned.

A successful mentor at Virginia Tech, where he won an NIT championship, and at Wyoming where he quickly turned the Cowboys into one of the top Western Athletic Conference teams, DeVoe was given the task of keeping Tennessee as one of the top teams in the Southeastern Conference.

A 1964 graduate of Ohio State, DeVoe was a member of OSU's 1962 squad that featured Jerry Lucas and John Havlicek and finished runner-up in the NCAA Tournament. He later served as an assistant coach to Bobby Knight at Army. It was there that DeVoe learned the nuances of the sticky man-to-man defense that he became known for throughout his career.

DeVoe's first season at Tennessee was met with instant success. Taking a team that had struggled to an 11-16 record in 1977-78, he directed the Vols to a 21-12 record, an SEC Tournament championship and an appearance in the Sweet Sixteen in the NCAA Tournament.

Behind SEC Player of the Year Dale Ellis, DeVoe's 1981-82 squad was one of his best in Knoxville. The Vols tied with Kentucky for the SEC championship on their way to a 20-10 record and yet another NCAA Tournament appearance.

A three-time selection as the Southeastern Conference Coach of the Year, DeVoe led the Vols to nine postseason appearances in his 11 seasons in Knoxville. UT's streak of five consecutive NCAA Tournaments (1979-83) was tied for the best in school history at that time. The second-winnest coach in UT history, DeVoe's 204-137 record trails only Ray Mears' 278 wins.

DeVoe left Tennessee following the 1988-89 season and spent the next campaign as an interim coach at Florida. There, he led the Gators to a 7-21 record. After taking over the helm of Navy's basketball program in 1992, DeVoe won his 500th career game during the 2002-03 season.

He retired from coaching following the 2003-04 campaign.



Wade Houston
1989-94

Denny Crum's top assistant coach at Louisville for 13 seasons, Wade Houston was named the 13th coach in Tennessee history prior to the 1989-90 campaign.

Houston, who grew up in Alcoa, Tenn., just 14 miles south of the Tennessee campus, helped Crum direct Louisville to 11 NCAA Tournaments, four Final Fours and two (1980 and 1986)

national championships.

Houston's first season at Tennessee presented the challenge of replacing all five starters from a team that had gone 19-11 and received an invitation to the NCAA Tournament. In that rookie campaign, the Vols fashioned an impressive 16-14 record and appeared in the National Invitation Tournament.

In 1991, the Vols struggled to a 12-22 record but made an improbable run through the Southeastern Conference Tournament in Nashville. Drawing the ninth seed in the tournament, the Vols defeated Mississippi in the first round before upsetting top-seeded Mississippi State in the second round. After beating Georgia in the semifinals, an exhausted UT squad fell to Alabama in the championship game.

The 1992 season saw the Vols rebound to go 19-15, finish third in the Southeastern Conference and advance to the National Invitation Tournament. The next season, Houston's son, Allan, became the school's all-time leading scorer with 2,801 career points and was the 11th overall pick in the NBA Draft by the Detroit Pistons.

In his five seasons at Tennessee, Houston recorded a 65-90 record while leading the Vols to two appearances in postseason tournaments. He resigned his position late in the 1994 season.



Kevin O'Neill
1994-97

Tennessee basketball fans got a preview of the 14th coach in school history when Kevin O'Neill brought his Marquette squad to Knoxville to battle Duke in the Sweet Sixteen of the NCAA Tournament. After leading at halftime, Marquette fell to the eventual national runner-up, but made a lasting impression on Vol fans.

The high-energy O'Neill, whose wit, candor and basketball insight captivated fans around the Southeast, was charged with restoring the Vols to national prominence. With a legendary work ethic, O'Neill hit the recruiting trail to fill the Vols' roster with top players. One of his first recruiting scores came when Nashville's Brandon Wharton turned down several football scholarship offers to ink with the Vols prior to the 1995-96 season. Then, during the summer of 1995, McDonald's All-American Charles Hathaway committed to play for O'Neill's Vols. That commitment laid the groundwork for another prep All-American, C.J. Black, and eventually Isaiah Victor.

On the court, O'Neill's Vols used a stifling defense to frustrate opponents. In his three seasons at Tennessee, O'Neill recorded a 36-47 record and directed the Vols to an appearance in the 1996 National Invitation Tournament. Although he didn't get to enjoy the full fruits of his recruiting success before bolting to take a job at Northwestern following the 1996-97 season, O'Neill laid the groundwork to return Tennessee to the national power it was two decades earlier under Ray Mears.

After three seasons at Northwestern, O'Neill spent time as an NBA assistant coach. His post-Northwestern head-coaching stints included tenures with the NBA's Toronto Raptors (2003-04), the University of Arizona (interim coach in 2007-08) and University of Southern California (2009-13).



Jerry Green
1997-2001

Jerry Green came to Tennessee prior to the 1997-98 season fresh from resurrecting a floundering Oregon program and taking the Ducks to NCAA and NIT tournament berths. In his four seasons in Knoxville, he achieved the same level of success, and then some, with the Vols.

Green's first Tennessee squad in 1997-98 achieved the 20-victory plateau, his second won the Eastern Division championship of the Southeastern Conference and his third earned a share of the regular-season SEC crown.

His fourth year at Tennessee saw the Vols win 20 games for the fourth consecutive season and advance to the NCAA Tournament for the fourth time in as many years.

In four seasons at the helm of the Tennessee program, the former University of Kansas assistant coach directed the Vols to an 89-36 (.712) overall record and a 41-23 (.641) mark in SEC games. While Tennessee's school record for most wins in a season when he came to Knoxville was 22 (1985 and 1977), Green averaged 22.3 wins per year at UT.

For his efforts in guiding Tennessee to the most wins (26) in school history in 2000 and gaining a share of the SEC title for the first time since 1982, Green was named National Coach of the Year by CBS.Sportsline.

com. He also was named the District VII Coach of the Year by the National Association of Basketball Coaches.

Green's memorable achievements during his reign at UT include leading the Vols to their third-ever Sweet Sixteen appearance, guiding his teams to two straight SEC Eastern Division titles, back-to-back 12-win SEC campaigns, a school-record six-game SEC road winning streak, four consecutive 20-win seasons and four straight NCAA Tournament bids.



Buzz Peterson
2001-05

A native of Asheville, N.C., whose father was a graduate of the University of Tennessee, Buzz Peterson grew up attending Vols athletic events.

Selected the North Carolina high school player of the year over Michael Jordan, he later teamed with Jordan to help lead North Carolina to the 1982 NCAA championship.

After learning the game under coaching legends such as Dean Smith, Bill Guthridge, Eddie Fogler and Roy Williams, Peterson embarked on a successful coaching career that included stops at Appalachian State, East Tennessee State, North Carolina State and Vanderbilt before landing his first head-coaching gig at Appalachian State. After leading the Mountaineers to Southern Conference division championships in four seasons, he moved to Tulsa where he directed the Golden Hurricane to the 2001 National Invitation Tournament title.

In four seasons at Tennessee, Peterson led the Vols to postseason appearances in 2003 and 2004 while posting a 61-59 record. In 2003 he directed the Vols to their first win over an opponent ranked in the top five in more than a decade when UT defeated fourth-ranked Florida 66-59. Several of his players earned regional and national honors under his tutelage. Ron Slay was named the SEC Player of the Year in 2003 after leading the league with 21.2 points per game. Two Vols were selected in the 2002 NBA Draft, including lottery pick Marcus Haislip.

Peterson went on to serve as head coach at Coastal Carolina (2005-07), Appalachian State (2009-10) and UNC Wilmington (2010-14).



Bruce Pearl
2005-11

Having arrived on Rocky Top following successful head coaching stints at Division II Southern Indiana (1992-2001) and Wisconsin-Milwaukee (2001-05), Bruce Pearl presided over the most successful six-year period in the storied history of Tennessee basketball.

With the longtime Dr. Tom Davis pupil patrolling the bench, the Volunteers pushed aside perennial powerhouses Kentucky and Florida while asserting themselves as the Southeastern Conference's winningest program during his tenure.

Tennessee under Pearl averaged more than 24 wins per season, earned the nation's No. 1 ranking for the first time in program history, boasted an average year-end RPI of 17.2 and never failed to make the NCAA Tournament—tying a school-record with six consecutive berths in the Big Dance.

In SEC annals, Pearl's 145 victories rank 31st all-time, while his .704 win percentage stands as the ninth-best in league history. Such dominant success within one of the nation's premier college basketball conference also yielded three SEC Eastern Division titles and the 2008 regular-season SEC championship.

With Pearl at the helm, Tennessee had a record of .500 or better against 10 of its 11 SEC rivals, and UT's 65 regular-season SEC wins from 2006-11 led the league.

Tennessee ranked in the top five nationally in average home attendance in each of Pearl's six seasons, and he also lured a pair of top-10 recruiting classes to UT.

The Vols under Pearl sought out non-conference matchups with the most prominent teams and players on the collegiate landscape. During his time in Knoxville, the Vols defeated Kevin Durant and Texas, Derrick Rose and Memphis, Greg Monroe and Georgetown, Matt Bouldin and Gonzaga, Sherron Collins and Luke Aldrich of Kansas and Ohio State with National Player of the Year Evan Turner. That's in addition to logging SEC wins against future NBA standouts such as John Wall, Ronnie Brewer, Glen Davis, Al Horford and Rajon Rondo.

Twice in the Sharon, Mass., native's last four years as coach, UT landed in the top 10 in the *final* national rankings, with a high of No. 5 after logging a school-record 31 wins in 2007-08.

Pearl now is in his first season as head coach at Auburn.



Cuonzo Martin
2011-14

Cuonzo Martin led the Volunteers to a 63-41 record during his three years guiding the UT program.

The East St. Louis, Ill., native starred at Purdue under legendary coach Gene Keady before being selected in the 1995 NBA Draft.

Martin's arrival at UT was preceded by three successful seasons as head coach at Missouri State (2009-11).

In his first year with the Vols, the Big Orange were picked in the pre-season to finish 11th in the then-12-team SEC. But Martin led Tennessee to a 10-6 conference record and a second-place SEC finish.

The 2012-13 season saw Martin lead Tennessee to 20 wins, as well as victories in each of the team's final nine regular-season games (for the second straight year).

Martin also joined Jerry Green and Bruce Pearl as the only UT head coaches to lead the Vols to victories over at least three AP Top-25 teams in each of their first two seasons on Rocky Top. Those triumphs included wins over Wichita State, eighth-ranked Florida and a 30-point victory over Kentucky that marked UT's largest-ever margin of victory against the Wildcats.

In Martin's third and final season at Tennessee, the Volunteers totaled 24 wins, earned the program's first NCAA Tournament berth since 2011 and advanced all the way from the "First Four" in Dayton to the Sweet Sixteen.

He accepted the head coaching position at Cal in April 2014.



Donnie Tyndall
2014-Present

After averaging more than 21 wins during his eight-year head coaching career—including an unprecedented 56-17, championship-winning two-year run at Southern Miss—Donnie Tyndall was handed the reins to the Tennessee program on April 22, 2014.

OUTLOOK

PLAYERS

STAFF

REVIEW

RESULTS

RECORDS

HONORS

POSTSEASON

VOLMANAC

MEDIA INFO



ALL-TIME LETTERMEN

A

Albrecht, Justin 2003, 04
 Allen, Arthur 1940
 Allen, Corey 1992, 93
 Ammerman, Leon 1956, 57, 58 (Capt.)
 Anderson, Glenn 1960
 Anderson, Harry 1934, 35 (Capt.), 36 (Capt.)
 Anderton, David 1960, 61, 62
 Arterburn, Sam 1986
 Ashworth, Doug 1974, 75, 76 (Capt.)
 Asumnu, Stanley 2003, 04, 05, 06
 Atkins, Doug 1951
 Ayres, Morgan B. 1924

B

Bailey, William 1943
 Baker, Del 1998, 99, 00, 02
 Balitsaris, Mike 1940, 41, 42
 Barnes, Cortez 1994
 Barnett, Irv "Big Stoop" 1945
 Barnhill, John H. 1926, 27, 28
 Bartlett, Tommy 1950, 51, 52 (Capt.)
 Barton, Antonio 2014
 Batey, Jack S. 1923, 25
 Bayne, Howard 1964, 65, 66 (Capt.)
 Beaman, Tyrone 1981, 82, 83, 84
 Beane, David 1922, 23
 Beaty, Brian (Mgr.) 1992, 93
 Bell, David 1967
 Bell, Greg 1988, 89, 90, 91
 Bell, Henry R. 1918, 19, 20 (Capt.)
 Berry, Orlando 1992
 Bertelkamp, Bert 1977, 78, 79, 80
 Bertelkamp, Hank 1951, 52, 53 (Capt.)
 Bingham, Don 1957
 Binks Jr., William P. (Mgr.) 1941
 Black, C.J. 1997, 98, 99, 00
 Boerwinkle, Tom 1967, 68
 Bogott, Dan 1953
 Bohannon, Etdrick 1995
 Bond Jr., Cyrus H. 1912, 13
 Bonds, Rodney 1994
 Bone, Josh 2010, 11
 Booth, Bill 1961, 63
 Bowe, Clarence 1923, 24, 25
 Bowe, Nat W. (Mgr.) 1938
 Bower, B.A. 1913
 Bowers, Richard 1950, 51, 52
 Bowling, Orb 1961, 62, 63
 Bradford, Jim 1918
 Bradshaw, Dane 2004, 05, 06, 07 (Capt.)
 Brand, Chris 1992, 93
 Brand, Herschel 1936
 Braswell, Bo (Mgr.) 1987
 Brockman, Bobby (Mgr.) 1978
 Brooks, Michael 1981, 82, 83, 85
 Brown, Elvin 1986, 87, 88
 Brown, Fred V. 1929, 30
 Brown, Jermaine 1992, 93
 Bryant, Frank E. (Mgr.) 1910
 Brykalski, Bob 1975
 Burdette, George 1925
 Burris, Art 1947, 48, 49, 50 (Capt.)
 Burton, Willie 1982, 83, 84
 Butcher, Elvin 1926, 27, 28 (Capt.)
 Byington, J.D. 1953, 54, 55
 Byrd, Bill 1948, 49

C

Caldwell, Craig (Mgr.) 1942
 Caldwell, Stanley 1993, 94
 Callaway, Frank B. 1918 (Capt.), 19 (Capt.)

Campbell, Don 1970
 Campbell, Glenn 1959, 60, 61 (Capt.)
 Campbell, Roe 1921, 22, 23
 Cannington, Quinn 2010
 Carmichael, Ron 1959, 60
 Carnes, Shane 1995
 Carroll, Brian (Mgr.) 1997, 98
 Carter, Bobby 1959, 60, 61
 Carter, Gary 1979, 80, 81
 Carter, Lorraine 1926
 Carter, Myron 1984, 85
 Carter, Paul D. 1915, 16
 Cate, Bill 1955, 56
 Chievous, Quinton 2013
 Childress, Ryan 2006, 07, 08, 09
 Chism, Wayne 2007, 08, 09 (Capt.), 10 (Capt.)
 Christenberry, Dexter (Mgr.) 1937
 Clark, Austin 1974, 75, 76
 Clark, John 1941, 42
 Clark, Rickey 1989
 Clemmons, Drew 2003
 Clinard, John G. 1915, 16
 Coffman, Greg (Mgr.) 1967, 68
 Coffman, Wes 1967, 68
 Cole, Johnny Paul (Mgr.) 2012
 Condon, Kyle (Mgr.) 2013
 Cook, Ted 1942, 43, 47 (Capt.)
 Cooley, Jim 1925, 26, 27 (Capt.)
 Cooper, Ray 1958, 59
 Corbitt, Maurice 1929, 30, 31 (Capt.)
 Cornwall, Jimmy 1965, 66
 Coulter, Kenny 1957, 58, 59
 Cramer, Noel (Mgr.) 1961
 Crenshaw Jr., Douglas (Mgr.) 1952
 Crews, Duke 2007, 08
 Crittenden, Ray 1923, 24, 25, 26
 Croft, Bobby 1968, 69, 70 (Capt.)
 Crosby, Terry 1976, 77, 78, 79
 Crumbliss, Polk 1933, 34
 Crump, Brandon 2002, 03, 04 (Capt.), 05 (Capt.)
 Cruze, Kyle 1954
 Cummins, Wade (Mgr.) 1950
 Cullis, A.W. 1922
 Curry, Michael 1990, 91, 92

D

Daniels, Clarence (Mgr.) 1909
 Darden, Johnny 1976, 77, 78 (Capt.), 79 (Capt.)
 Darlington, Jim (Mgr.) 1986
 Davidson, Bud (Mgr.) 1949
 Davidson, W. Perry 1916, 17
 Davis, A.J. 2014
 Davis, A. W. 1963, 64, 65 (Capt.)
 Davis, James H. 1929
 Davis, Tom (Mgr.) 1953
 Davis, Vegas 1997, 98, 99, 00
 Dean, John 1927
 DeBro, Eddie 2006
 Disney, Mike 1963
 Dodd, Robert L. 1929, 30 (Capt.) 31
 Donaldson, Donald 1915, 16
 Donnell, Robert (Mgr.) 1987
 Dougherty, Nathan W. 1909 (Capt.)
 Dunk, Alico 1995
 Dykes, J.M. 1928

E

Edwards, Mike 1971, 72, 73
 Elam, Thomas F. (Mgr.) 1930, 31
 Elliott, Sid 1962, 63, 64 (Capt.)
 Ellis, Dale 1980, 81, 82, 83

Elison, Marvin (Mgr.) 1939
 Elmore, P.W. 1912
 England, Jimmy 1969, 70, 71 (Capt.)

F

Faust, Hugh D. 1929, 30, 31 (Capt.)
 Feathers, Beattie 1932
 Federmann, Dan 1981, 82, 83, 84
 Felts, Hugh 1932, 34
 Fender, M.W. 1912, 13
 Fields, John 2011
 Finley, Jim 1964
 Fisher, Dick 1959, 60, 61
 Fisher, John W. 1936, 37
 Flynn, James 1950
 Foster, Henry 1934
 Foss, Robert 1940
 Freeman, John (Mgr.) 1985, 87
 French, Phil (Mgr.) 1965, 66
 Fromm, Richard 1943

G

Garratt, Glenmore 1917
 Garrison, Bob 1951
 Garrison, Henry 1958, 59
 Gash, Pee-Wee 2003, 04
 Gasparovic, Joe 1945, 46
 Gentry, Bob 1956, 57
 Gentry, Robert B. 1917
 Gibson, Sanford A. 1933
 Gilley, Bill 1959, 61
 Gilstorf, Michael (Mgr.) 2004
 Gipe, Bob 1955, 56, 57
 Goins, Melvin 2010, 11
 Golden, LaMarcus 1993, 94
 Golden, Trae 2011, 12, 13
 Goodman, Tom 1926
 Goodson, Gannon 1991, 92, 93, 94
 Graham, Don 1948, 49, 50
 Gragny, Wayne (Mgr.) 1987
 Gray, Ed 1994
 Green, Aaron 1996, 97, 98, 99
 Greenblatt, LeClaire 1930, 31, 32
 Greenwood, Bartley J. 1913, 14, 15, 16 (Capt.)
 Greer, Ernest 1938
 Griffin, Mark 1986, 87, 88, 89
 Griffith, Ben 2005 (Mgr.)
 Grindstaff, Jenis 2001, 02
 Groves, Carlus 1990, 91, 92
 Grunfeld, Ernie 1974, 75, 76, 77 (Capt.)
 Guinn, Bobby Jack 1967

H

Hackman, J.S. "Buddy" 1929
 Haggard Jr., William O. (Mgr.) 1929
 Haislip, Marcus 2000, 01, 02
 Hall, Bill 1953, 54 (Capt.), 55
 Hall, Kenny 2010, 11, 12, 13
 Hamer, Steve 1993, 94, 95, 96 (Capt.)
 Hann, Bill 1967, 68, 69
 Hardison, C.M. 1914
 Harkness, Billy 1923, 24, 25, 26 (Capt.)
 Harper, Tyrone 1984, 86
 Harris, Antonio 1996, 1997
 Harris, David W. (Mgr.) 1933
 Harris, Tobias 2011
 Harris, Tony 1998, 99, 00, 01
 Harris, Torrey 1996, 97, 98, 99
 Hatcher, Adolphus H. "Buck" 1920, 21
 Hatcher, Bill 1921, 22, 23, 24 (Capt.)
 Hathaway, Charles 1997, 98, 99, 00, 01
 Hausley, Ron 1986, 87

Hawkins, Greg 1971
 Hawkins, Marshall 1943, 46, 47, 48 (Capt.)
 Hendrickson, Charles W. 1934
 Hendrix, Jemere 2004, 05
 Hendrix, Tom 1966, 67, 68 (Capt.)
 Henry, Travis 1986, 87, 88, 89
 Herman, Paul 1941, 42, 43 (Capt.)
 Herndon, Boomer 2003, 04
 Higdon, Charles 1937, 38, 39 (Capt.)
 Higgins, Jon 2000, 01, 02, 03 (Capt.)
 Hipsher, Charles 1951, 52, 53
 Hirschorn, Steve 1972
 Hite, Paul P. 1912
 Hogsett, Bobby 1963, 64, 66
 Holden, Thaydeus 2002, 03
 Hopson, Scotty 2009, 10, 11
 Houston, Allan 1990, 91, 92, 93
 Houston, John 1961
 Howell, Jordan 2005, 06, 07, 08 (Capt.)
 Hubert, Michael 2011
 Huffman, Gilbert 1939, 40 (Capt.), 41
 Hug, Paul 1929
 Hyatt, Jerald 1982

I
 Ikeakor, Andy 2001, 02

J
 Jackson, Cornelius 1997
 Jackson, Justin 2009
 Jackson, Mike 1975, 76, 77 (Capt.)
 Jacobs, Joseph 1914, 15, 16, 17 (Capt.)
 Janes, Palmer 1919, 20, 21, 22 (Capt.)
 Jarvis, Bill 1952, 53, 54, 55
 Jenkins, Fred 1984, 85, 86, 87
 Jennings, Jack 1939
 Johanson, Mike 1986
 Johnson, Alonzo 1992
 Johnson, Damon 1995, 96
 Johnson, Don 1969, 70, 71
 Johnson, Gene 1935, 36, 37
 Johnson, G. W. 1928
 Johnson, A. Howard 1921, 22, 23 (Capt.), 24
 Johnson, Reggie 1977, 78, 79, 80
 Johnson, Rip 1981
 Johnson, Ronald (Mgr.) 1954
 Johnston, Dick 1969, 70, 71
 Jones, DaShay 1997, 98
 Jones, Hugh 1947, 48, 49, 50
 Jones, Rob 1983, 84, 85, 86
 Jones, W. K. 1938
 Joyce, Tim 1975
 Justus, Bill 1967, 68, 69 (Capt.)

K
 Keenan, Bert 1950, 51
 Keister, Earl 1922, 23, 24, 25 (Capt.)
 Keller, Dick 1955, 57
 Kemper, Bob 1945
 Ketchen, F. Earl 1910, 11 (Capt.)
 Kinard, Rudy 1969, 70
 Kendrick, W. B. 1928
 King, Bernard 1975, 76, 77
 Kinzel, Hank 1948, 49, 50, 51
 Kipp, Solon S. 1909, 10 (Capt.)
 Kirk, Albert E. 1932, 33, 34 (Capt.)
 Kischburg, Ed (Mgr.) 1945
 Klein, Victor H. 1912, 13 (Capt.), 14 (Capt.), 15
 Kosmalski, Len 1972, 73, 74 (Capt.)
 Krisle, George 1936, 37, 38

L
 Landess, Sterling 1918, 19, 20
 Langschmidt, Carl 1953
 Ledbetter, Paul (Mgr.) 2004

Lee, Rashard 1996, 97, 98, 99
 Leonhardt, Arthur E. 1910, 11, 12 (Capt.)
 Leshner, John 1925
 Little, Elvin 1951, 52, 53
 Littleton, Ed 1981, 83
 Lockhart, Ian 1987, 88, 89, 90
 Lofton, Chris 2005, 06, 07 (Capt.), 08 (Capt.)
 Logan, Byrl C. 1937, 38, 39 (Capt.)
 Lopez, Brandon 2013
 Love, Anthony 1981
 Love, J.W. (Mgr.) 1911
 Lovelace, Bill 1953, 54, 55
 Lovell, James T. 1917, 18
 Lowery, Butch 1958
 Lucas, Charles R. "Mike" 1929, 30 (Capt.), 31
 Luttrell, William 1939, 40, 41

M
 Magers, Rud 1918, 19
 Makanjuola, Yemi 2012, 13
 Mansfield, Larry 1968
 Marshall, Floyd "Biggy" 1935, 36, 37 (Capt.)
 Martin, Everett 1935, 36
 Martin, John 1960, 61, 62 (Capt.)
 Martin, Paul (Mgr.) 1962
 Masterson, Tipton 1935, 36, 37
 Matlock, Sam A. (Mgr.) 1936
 Maxedon, Grover A. 1911
 Maymon, Jeronne 2012, 14
 Mazon, Bobby 2009, 10
 Maze, Bobby 2009, 10
 McAshan, Hillie 1945
 McBee, Skylar 2010, 11, 12, 13
 McCabe, Willis 1920
 McCallum, Robert (Mgr.) 1932
 McClanahan, Jerry (Mgr.) 1973, 74
 McCormack, Brandon (Mgr.) 2004
 McCown, Leonidas W. 1909
 McFadgon, Scooter 2004, 05 (Capt.)
 McIntosh, Larry 1964, 65, 66 (Capt.)
 McKeen, Allyn E. 1926, 27, 28
 McMillan, Richard (Mgr.) 1955, 56
 McPherson, David 1933, 34
 McRae, Jordan 2011, 12, 13, 14
 McSpadden, Malcolm 1912, 13, 14, 15 (Capt.)
 McWhirter, E. Powell 1931, 32, 33 (Capt.)
 Mehaffie, Bob (Mgr.) 1946
 Mehen, Bernard 1940, 41, 42 (Capt.)
 Mehen, Richard 1942, 43, 47 (Capt.)
 Meriweather, James 1978
 Miller, Dwight 2012
 Mills, David (Mgr.) 1971, 72
 Milson, Daryl 1991, 92, 93
 Montgomery, Ed "Britches" 1948, 49, 50
 Moore, Armani 2013, 14
 Moore, Jason 1995
 Moore, Owen 1927
 Moore, Scott 1996, 97, 98
 Morris, Lee (Mgr.) 1957
 Morrison, G.E. 1912, 13
 Moss, David 1974
 Moss, Howie 1960, 62 (Capt.)
 Moss, J.E. 1920
 Muldowney, Steve (Mgr.) 1981, 82
 Murphy, Rob 2013
 Myers, Kerry 1968, 70

N
 Naler, Kirk 1983, 84, 85
 Nash, Kevin 1978, 79, 80
 Ndiaye, Rawane "Pops" 2014
 Needham, Ken (Mgr.) 1960
 Neely, Frank S. 1911
 Neff, Herbie 1951, 52
 Negedu, Emmanuel 2009
 Neyland, Lewis 1954, 55, 56
 Nix, Dyron 1986, 87, 88, 89

O
 O'Connor, Ernest 1930, 31, 32
 O'Neil, Bernard 1940, 41, 42
 O'Neill, Bryan (Mgr.) 2004
 O'Shields, Garland 1945 (Capt.), 46 (Capt.)
 Ottinger, Russell (Mgr.) 2014

P
 Pace, Lewis, C. 1915, (Mgr.) 16
 Page, Harvey 1933
 Pardue, James W. (Mgr.) 1940
 Parker, Jerry 1962, 63 (Capt.)
 Parmenter, Bob 1952
 Parton, Ralph 1980
 Patterson, Andre 2005, 06
 Patterson, Robert F. (Mgr.) 1935
 Pearl, Steven 2008, 09, 10, 11
 Peltz, Roger 1971
 Perigo, Bob 1959, 61
 Perkins, Marion F. 1935, 36
 Petty, Malcolm "Mac" 1967, 68
 Phillips, V.G. 1911
 Phillips, William 1933, 34
 Plotnicki, Ben "Skip" 1965
 Poole, Michael 1980
 Powell, Dale 1948, 49, 50
 Powers, Elwood 1940
 Preston, Don (Mgr.) 1958, 59
 Price, Jay 1989, 90, 91, 92
 Prince, J.P. 2008, 09, 10 (Capt.)
 Putnam, Wilton 1937, 39

R
 Ransley, Allen C. 1936
 Ratiff, James 1978
 Ray, Steve 1979, 80, 81, 82
 Reed, William P. 1935
 Reeder, C.A. "Lum" 1914, 17, 19
 Reeder, Claude "Goot" 1930, 31, 32 (Capt.)
 Reeder, James P. 1916, 17, 18
 Reeder, Ross 1921, 22
 Reese, Derek 2014
 Reese, Ronnie 1988, 89, 90, 91
 Reeverts, Don 1957, 58, 59
 Rice, Alvin 1937, 38 (Capt.)
 Rice, Charles P. 1927
 Rice, Earle B. 1910
 Richardson, Anthony 1984, 85, 86, 88
 Richardson, Josh 2012, 13, 14
 Richardson, Lloyd 1971, 72 (Capt.), 73
 Ring, J.J. 1909, 10
 Rivers, Steve 1990, 91, 92
 Risser, Bob 1957, 58, 59
 Roark, Burton (Mgr.) 2004
 Robbins, Austin 1965, 66
 Robertson, Maurice 1996
 Robertson, Victor M. (Mgr.) 1923, 24
 Robinette, Pat 1963, 64, 65
 Robinson, Harvey L. 1931
 Robinson, Larry 1972, 73 (Capt.)
 Roth, Doug 1986, 87, 88, 89
 Royster, Tony (Mgr.) 1979

S
 Sample, Edward B. (Mgr.) 1924
 Sams, Mike (Mgr.) 1980
 Sandberg, Howard 1909, 10, 11
 Sandford, Rob (Mgr.) 1963, 64
 Savage, Brooks (Mgr.) 2006, 07, 08
 Schubert, Herman A. 1918
 Schultz, Charles 1924, 27
 Schultz, Danny 1963, 64
 Scott, Charles 1958, 59
 Scott, Robert R. 1928
 Seale, Bill 1974

OUTLOOK

PLAYERS

STAFF

REVIEW

RESULTS

RECORDS

HONORS

POSTSEASON

VOLMANAC

MEDIA INFO



Setliffe, J. Alvin 1929
 Sewell, Antony 1998
 Sexton, Scott (Mgr.) 1989, 90
 Sharp, Harry B. 1928, 29 (Capt.), 30
 Sheffield, John 1962
 Sheffield, Shun 1992, 93, 94
 Showalter, Dalen 1958, 59, 60 (Capt.)
 Simpson, Gene 1956
 Singerman, Jeff (Mgr.) 1975, 76
 Slay, Ron 2000, 01, 02, 03 (Capt.)
 Smith, Barry (Mgr.) 1983, 84
 Smith, Curtis (Mgr.) 1986
 Smith, JaJuan 2005, 06, 07, 08 (Capt.)
 Smith, Matthew G. 1909
 Smith, Ramar 2007, 08
 Smith, Tyler 2008, 09 (Capt.), 10
 Smithwick, Fred 2003, 04, 05
 Snodgrass, John 1984
 Snow, John 1972, 73, 74
 Spurlock, Jay (Mgr.) 2010
 Stafford, Robert 1932, 33, 34
 Stokes, Jarnell 2012, 13, 14
 Stribling, Derek 2002, 03
 Sullivan Jr., Joseph W. 1919, 20
 Swarengen, Clarence 1988, 89

T

Tabb, Josh 2007, 08, 09
 Tatum, Cameron 2009, 10, 11, 12
 Taylor, Ron 1989
 Teffteller, Kenne 1978, 79
 Test, Eddie 1960, 61
 Thomas Jr., Daniel R. 1945, 46, 47
 Thomas, Frank 1939, 40, 41 (Capt.)
 Thomas, Jack 1946, 49

Thomas, J. Pope (Mgr.) 1951
 Thomas, Stacey 1985
 Thompson, Darius 2014
 Thompson, Herman 1954, 55, 56, 57 (Capt.)
 Threeths, Chuck 1977, 79, 80
 Titsworth, John R. 1911, 12, 13
 Tomlinson, Wayne 1972, 73, 74
 Tormohlen, Gene 1957, 58, 59 (Capt.)
 Treadway, Joe 1950, 52
 Troutman, Conrad E. 1918, 19, 20, 21 (Capt.) 22
 Tucker, John T. 1917 (Capt.)
 Turner, Zach 2000, 01, 02, 03
 Truelove, Jeff (Mgr.) 1968, 70

V

Victor, Isiah 1998, 99, 00, 01
 Vismethwick, Fred 2003, 04, 05
 Voelker, Eddie 1971, 72, 73

W

Walden, Leslie E. 1913, 15, 16
 Walker, Harris 2000, 01
 Wallace, Bill 1962
 Waller, Albert P. (Mgr.) 1927, 28
 Walther, Paul 1945, 47, 48, 49 (Capt.)
 Warren, Buist 1938, 40
 Watson, C.J. 2003, 04 (Capt.), 05 (Capt.), 06 (Capt.)
 Weatherford, Heiskell (Mgr.) 1934
 Welcker, James D. 1910
 Wells, Jordan (Mgr.) 1995
 Westercamp, Charles W. "Chuck" 1937, 38
 Wexler, Daniel B. 1917, 18
 Whaley, Jordan (Mgr.) 2014
 Wharton, Brandon 1996, 1997, 98, 99

Whitaker, Robert 1938, 40
 White, Benton 1909
 White, Tony 1984, 85, 86, 87
 Whitesell, Bill (Mgr.) 1991, 92, 93, 94
 Whitted, Kevin 1993, 94, 95
 Widby, Ron 1965, 66, 67 (Capt.)
 Widseth, Carl 1953, 54, 55, 56 (Capt.)
 Wiener, Ed 1953, 54, 55 (Capt.)
 Wilborn, Elgrace 2002, 03
 Wild, Tanner 2009
 Williams, Brian 2008, 09, 10, 11
 Williams, Shane 1995, 96
 Wilson, Donald 1933
 Wilson, Tommy 1961, 62, 63
 Winchester, John 2003, 04
 Wingate, Major 2004, 05, 06 (Capt.)
 Winborn, Lang 1990, 91, 92, 93
 Witt, Roy 1928
 Wolfe, Lloyd 1915, 16, 17
 Wood, Howard 1978, 79, 80, 81
 Woodall, Jim 1969, 70, 71
 Woods, Kevin 1982, 83, 84, 85
 Woods, Rodney 1973, 74, 75 (Capt.)
 Woods, Terrence 2000, 01
 Woolridge, Renaldo 2009, 10
 Wooton, Gordon 1943
 Wright, Bill 1943, 47
 Wynn, Herman D. "Breezy" 1933

Y

Yarbrough, Vincent 1999, 00, 01, 02
 Young, Bill 1967

ALL-TIME ASSISTANT COACHES

Aberdeen, Stuart — Associate coach 1966-77
 Ammerman, Leon — Freshman coach 1958-59
 Barnhill, J.H. — Freshman coach 1932-36
 Bartlett, Tommy — Freshman coach 1962-63;
 Assistant coach 1963-66
 Benson, Chuck — Assistant coach 1993-94,
 2003-05
 Brown, Al — Assistant coach 1991-93
 Bryan, Fred — Assistant coach 1987-89
 Burton, Bob — Assistant coach 1978-86
 Byers, Jack — Volunteer coach 1980-81; Assis-
 tant coach 1981-84
 Carter, Bobby — Freshman coach 1961-62
 Comunale, Frank — Assistant coach 1974-76
 Conroy, Ed — Director of operations 2001-03;
 Assistant coach 2003-05
 Crawford, Coleman — Assistant coach 1986-89
 Crowell, Carelton — Assistant coach 1948-50
 Crum, Steve — Assistant coach 1989-91, 1992-
 93; Administrative assistant 1991-92
 Daniel, Al — Assistant coach 2001-03; Director
 of operations 2003-05
 Davis, A.W. — Assistant freshman coach 1969-
 70; Assistant coach 1970-75
 Deaton, Tom — Assistant coach 1976-80
 Edgar, Scott — Assistant coach 2005-06
 Ferguson, Chris — Assistant coach 1997-03;
 Associate head coach 2003-05
 Fertig, Jack — Assistant coach 1980-87
 Forbes, Steve — Assistant coach 2006-11
 Frank, Lawrence — Assistant coach 1994-97
 Gentry, Bob — Freshman coach 1957-58
 Gibbs, Bill — Assistant coach 1962-64
 Griffin, Mark — Assistant coach 1993-94
 Harkness, William S. Jr. — Freshman coach 1928-32

Harrell, Frank — Junior varsity coach 1976-77;
 Assistant coach 1977-78
 Harris, Jon — Assistant coach 2011-14
 Hatfield, Sid — Assistant coach 1967-70
 Hobt, A.W. — Assistant coach 1921-26
Howard, Adam — Assistant coach 2014-present
 Hunt, Michael — Assistant coach 1994-97
 Jones, Tony — Associate head coach 2005-11
 Keating, Kerry — Assistant coach 2001-03
 Little, Elvin — Freshman coach 1954-55
 Lockwood, Dean — Assistant coach 1986-91
 Loveless, Bill — Freshman coach 1955-56
 Martin, Ray — Assistant coach 1989-93
 McKinnie, Silas — Assistant coach 1993-94
 McMillian, Craig — Assistant coach 1994-96
 Morris, Marty — Assistant coach 1971-74
 Neff, Herb — Freshman coach 1956-57
 Parker, Jerry — Freshman coach 1964-66; As-
 sistant coach 1966-67
 Patterson, Ralph — Assistant coach 1959-62
 Pauley, Eric — Assistant coach 1997-01
Pinkins, Al — Assistant coach 2014-present
 Risser, Bob — Freshman coach 1959-60
 Samuels, Byron — Assistant coach 1997-01
 Schmidt, Billy — Assistant coach 1996-97
 Schrieter, Ray — Assistant coach 1984-86
 Shay, Jason — Assistant coach 2005-11
Shumate, Chris — Assistant coach 2014-present
 Sines, John — Assistant coach 1951-59
 Stevens, Bob — Assistant coach 1978-82
 Webster, Tracy — Assistant coach 2011-12; As-
 sociate head coach 2012-14
 Wettig, Cliff — Assistant coach 1975-77; Asso-
 ciate coach 1977-78
 Williams, Kent — Assistant coach 2011-14
 Wright, Bill — Freshman coach 1960-61



An assistant coach at Tennessee from 1994-97, **Lawrence Frank** went on to serve as head coach of the NBA's New Jersey Nets (2003-10) and Detroit Pistons (2011-13).

Bold = Active



Bill Gibbs Assistant Coach, 1962-64

When Ray Mears was named the head coach at Tennessee in the spring of 1962, he quickly tabbed Bill Gibbs, who was then coaching at Fairborn (Ohio) High School, as his assistant coach.

Early in their first season at UT, when Mears fell ill with physical and emotional exhaustion, it was Gibbs whom acting athletic director Bowden Wyatt asked to fill in.

After starting league play with two losses in their first three SEC games, things were not looking good for the Vols, as they had to travel to league-power Kentucky. Behind All-American Cotton Nash, the Wildcats raced to a 15-point lead, but the Vols rallied behind Tommy Wilson's 28 points for a 78-69 upset.

The Vols struggled for consistency during the 1962-63 season but managed some big wins under Gibbs. UT also knocked off league-leader and ninth-ranked Auburn, and then completed the season sweep of Kentucky with a 63-55 win in Knoxville.

Mears returned for the 1963-64 season, and Gibbs went back to his role as assistant after building a reputation as one of the bright young coaches in the field.

Gibbs, in his second season at Tennessee, had just finished giving the scouting report for the Vols' game at Florida on the morning of Feb. 3, 1964, when he boarded a plane for another scouting assignment against Auburn. The small commuter plane bound for Jacksonville, Fla., crashed shortly after takeoff, killing Gibbs and the eight others aboard.

His name lived on for several decades at the University of Tennessee, where one of the dormitories that was used by several student-athletes, Gibbs Hall, bore his name. The building was finally razed in 2014 to make room for a new, more modern residence hall.

ALL-TIME SUPPORT STAFF

ADMINISTRATIVE ASSISTANTS

Bennett, Hershel — Administrative assistant 1992-94
 Benson, Chuck — Administrative assistant 1994-95
 Boyle Tad — Administrative assistant 1997-98
 Buckner Carolyn — Administrative assistant 1990-94
 Cole, Beth — Administrative assistant 1997-99
 Collazo, Liz — Administrative assistant 1994-97
 Fall, Greg — Administrative assistant 1996-97
 Grant, Ray — Administrative assistant 1998-01
 Harper, Janice — Administrative assistant 1999-2012
 Hetzel, Debbie — Administrative assistant 1987-90
 Igar, Maria — Administrative assistant 1977-89
 Moseley, Denise — Administrative assistant 1994-97
 Pancratz, Mark — Assistant to the head coach 2009-11
Reynolds, Janet — Administrative assistant 2001-present
Rush, R.J. — Special assistant to the head coach 2014-present
 Swearingen, Clarence — Administrative assistant 2003-05
 Tipton, Betty — Administrative assistant 1997-2001
 Walton-Allen, Marzella — Administrative assistant 1992-95
 Williamson, Joy — Administrative assistant 1989-94

ATHLETIC TRAINERS

Bradshaw, Tom — Assistant trainer 1975-76
 Click, Mike "Moe" — Associate trainer 1993-96
 Mullins, Leroy — Associate trainer 1973-74
Newman, Chad — Graduate assistant 1997, Assistant athletic trainer 1998-00; Associate athletic trainer 2001-09; Senior associate athletic trainer 2010-2012; Associate director of sports medicine 2012-present
 Rollo, Mike — Assistant trainer 1977-85; Associate trainer 1986-92
 Wall, Tom — Assistant trainer 1969-73

DIRECTORS OF BASKETBALL OPERATIONS

Conroy, Ed — Director of operations 2001-03
 Daniel, Al — Director of operations 2003-05
 Fancher, Houston — Director of operations 2001-13
 Harris, Marco — Director of operations 2013-14
 Johnson, Ken — Director of operations 2005-11
Phelps, Justin — Director of operations 2014-present

DIRECTORS OF PLAYER DEVELOPMENT

Burton, J.T. — Director of player development 2014-present

MEDIA RELATIONS DIRECTORS/SIDS

Ford, Bud — Assistant sports information director 1966-1985
 Grim, David — Assistant sports information director 1988-1991; Associate sports information director 1991-2000
 Harris, Haywood — Sports information director 1961-65
 Manning, Gus — Sports information director 1951-60
 Musser, Tucker — Sports information director 1948-50
 Nelson, Lindsey — Sports information director 1951
 Pinkerton, Craig — Assistant sports information director 2000-02; Associate sports information director 2002-08
Satkowiak, Tom — Associate sports information director 2008-10; Associate media relations director 2010-present
 Whitworth, Mark — Assistant sports information director 1986-88

STRENGTH & CONDITIONING COACHES

Bailey, Dan — Assistant strength and conditioning coach 1995
 Brown, Brian — Assistant strength and conditioning coach 2000
 Christopher, Nicodemus — Associate strength and conditioning coach 2012-14
 Hobby, Marion — Assistant strength and conditioning coach 1999
 Lindsey, Robert — Assistant strength and conditioning coach 1994
 Moore, Roderick — Assistant strength and conditioning coach 2001-04
Moyer, Todd — Associate strength and conditioning coach 2014-present
 Ollison, Tony — Assistant strength and conditioning coach 1996-98
 Wills, Troy — Assistant strength and conditioning coach 2004-12

STUDENT-ATHLETE WELFARE COORDINATORS

Harris, Marco — Student-athlete welfare coordinator 2011-13

VIDEO COORDINATORS

Braden, Beau — Video coordinator 2014-present
 Fancher, Houston — Coordinator of video scouting 2011
 Pancratz, Mark — Video coordinator 2008-09; Assistant to the head coach 2009-11; Coordinator of video scouting 2011-13

Bold = Active



LETTERMEN BY HOMETOWN

Corrections or additions to this list should be directed via email to tomsid@tennessee.edu

ALABAMA**Auburn**

Howell, Jordan 2005, 06, 07, 08 (Capt.)

Birmingham

Goodson, Gannon 1991, 92, 93, 94

Fayette

Finley, Jim 1964

Gadsden

Naler, Kirk 1983, 84, 85

Marion

Johnson, Alonzo 1992

Moulton

Taylor, Ron 1989

ARIZONA**Parker**

Davis, Vegas 1997, 98, 99, 00

CALIFORNIA**Los Angeles**

Patterson, Andre 2005, 06

Riverside

Gray, Ed 1994

San Bernardino

Bohannon, Etdrick 1995

San Diego

Goins, Melvin 2010, 11

Sherman Oaks

Woolridge, Renaldo 2009, 10

CONNECTICUT**Stamford**

Winchester, John 2003, 04

FLORIDA**Clearwater**

Wallace, Bill 1962

Ft. Walton Beach

Nix, Dyron 1986, 87, 88, 89

Groveland

Robbins, Austin "Red" 1965, 66

Miami

Byrd, Bill 1948, 49

Warren, Buist 1938, 40

Orlando

Reese, Derek 2014

Tallahassee

Stribling, Derek 2002, 03

GEORGIA**Albany**

Sheffield, Shun 1992, 93, 94

Atlanta

Kinard, Rudy 1969, 70

Baxley

Meriweather, James 1978

Buford

Davis, A.J. 2014

Covington

Hendrix, Jemere 2004, 05

Decatur

Curry, Michael 1990, 91, 92

Dublin

Wynn, Herman D. "Breezy" 1933

Ellenwood

Johnson, Reggie 1977, 78, 79, 80

Gainesville

Thomas, Stacey 1985

Kennesaw

Moore, Armani 2013, 14

Lithonia

Clark, Rickey 1989

Tatum, Cameron 2009, 10, 11, 12

Marietta

Ellis, Dale 1980, 81, 82, 83

Hipsher, Charles 1951, 52, 53

Midway

McRae, Jordan 2011, 12, 13, 14

Millen

Burton, Willie 1982, 83, 84

Powder Springs

Golden, Trae 2011, 12, 13

Ringgold

Moss, David 1974

Savannah

Milson, Daryl 1991, 92, 93

Stone Mountain

Hall, Kenny 2010, 11, 12, 13

ILLINOIS**Benson**

Johnson, Don 1969, 70, 71

Carbondale

Tabb, Josh 2007, 08, 09

Chicago

Chievous, Quinton 2013

Collinsville

Ray, Steve 1979, 80, 81, 82

Rock Falls

Bogott, Dan 1953

Watseka

Martin, John 1960, 61, 62 (Capt.)

INDIANA**Bloomington**

Brand, Chris 1992, 93

Fort Wayne

Keenan, Bert 1950, 51

Greenfield

Edwards, Mike 1971, 72, 73

Holland

Tormohlen, Gene 1957, 58, 59 (Capt.)

Jeffersonville

Flynn, Jim 1950

Kokomo

Kellar, Dick 1955, 57

Lafayette

Perigo, Bob 1959, 61

Logansport

Showalter, Dalen 1958, 59, 60 (Capt.)

New Castle

Ammerman, Leon 1956, 57, 58 (Capt.)

Huffman, Gilbert 1939, 1940 (Capt.), 41

Richmond

Logan, Byrl C. 1937, 38, 39 (Capt.)

Vincennes

Parmenter, Bob 1952

KANSAS**Wichita**

Barnes, Cortez 1994

KENTUCKY**Campbellsville**

Parker, Jerry 1962, 63 (Capt.)

Carlisle

Gilley, Bill 1959, 61

Covington

Walther, Paul "Lefty" 1945, 47, 48, 49 (Capt.)

DeWitt

Bingham, Don 1957

Earlington

Coffman, Wes 1967, 68

Elizabethtown

Hendrix, Tom 1966, 67, 68 (Capt.)

Fall Rock

Campbell, Glenn 1959, 60, 61 (Capt.)

Four Mile

Woods, Rodney 1973, 74, 75 (Capt.)

Hebron

Parton, Ralph 1980

Hopkinsville

Hopson, Scotty 2009, 10, 11

Victor, Isiah 1998, 99, 00, 01

Louisville

Bertelkamp, Hank 1951, 52, 53 (Capt.)

Brown, Jermaine 1992, 93

Houston, Allan 1990, 91, 92, 93

Kemper, Bob 1945

Powell, Dale 1948, 49, 50

Voelker, Eddie 1971, 72, 73

Manchester

Garrison, Henry 1958, 59

Massville

Lofton, Chris 2005, 06, 07 (Capt.), 08 (Capt.)

Middlesboro

Schultz, Danny 1963, 64

Paducah

Arterburn, Sam 1986

Pikeville

Booth, Bill 1961, 63

Sandy Hook

Bowling, Orb 1961, 62, 63

LOUISIANA**New Orleans**

Robertson, Maurice 1996

MARYLAND**Baltimore**Barton, Antonio 2014
Woods, Kevin 1982, 83, 84, 85**Suitland**

Maze, Bobby 2009, 10

MICHIGAN**Mt. Clemens**

Smith, Ramar 2007, 08

Royal Oak

Peltz, Roger 1971

Trenton

Nash, Kevin 1978, 79, 80

MINNESOTA**Minneapolis**

Widseth, Carl 1953, 54, 55, 56 (Capt.)

MISSISSIPPI**Sardis**

Harris, Torrey 1996, 97, 98, 99

NEBRASKA**Omaha**

Albrecht, Justin 2003-04

NEVADA**Las Vegas**Watson, C.J. 2003, 04 (Capt.), 05 (Capt.),
06 (Capt.)**NEW JERSEY****Springfield**

Hirschorn, Steve 1972

NEW YORK**Bronx**

Williams, Brian 2008, 09, 10, 11

BrooklynKing, Bernard 1975, 76, 77
Wiener, Ed 1953, 54, 55 (Capt.)**Dix Hills**

Harris, Tobias 2011

East Hampton

Wood, Howard 1978, 79, 80, 81

Forest Hills

Grunfeld, Ernie 1974, 75, 76, 77 (Capt.)

Lackawanna

Threeths, Chuck 1977, 79, 80

Niagara Falls

Beaman, Tyrone 1981, 82, 83, 84

NORTH CAROLINA**Asheville**Brown, Fred V. 1929, 30
Gash, Pee-Wee 2003, 04**Ayden**

Dunk, Allico 1995

CharlotteRivers, Steve 1990, 91, 92
Turner, Zach 2000, 01, 02, 03
White, Tony 1984, 85, 86, 87**Durham**

Lee, Rashard 1996, 97, 98, 99

Fayetteville

Fields, John 2011

Goldsboro

Richardson, Anthony 1984, 85, 86, 88

GreensboroJarvis, Bill 1952, 53, 54, 55
Keister, Earl 1922, 23, 24, 25 (Capt.)**Marion**

Hausley, Ron 1986, 87

Raleigh

Ndiaye, Rawane "Pops" 2014

Spruce Pine

Grindstaff, Jenis 2001, 02

Weaverville

Robinson, Harvey L. 1931

Wilmington

Whitted, Kevin 1993, 94, 95

OHIO**Alliance**

Johanson, Mike 1986

CantonBrykalski, Bob 1975
Hug, Paul 1929**Celina**

Myers, Kerry 1968, 70

CincinnatiBerry, Orlando 1992
Childress, Ryan 2006, 07, 08, 09
Federmann, Dan 1981, 82, 83, 84**Cleveland**

Hann, Bill 1967, 68, 69

DaytonAshworth, Doug 1974, 75, 76 (Capt.)
Bayne, Howard 1964, 65, 66 (Capt.)
Bell, David 1967
Carmichael, Ron 1959, 60**Franklin**

McIntosh, Larry 1964, 65, 66 (Capt.)

Independence

Boerwinkle, Tom 1967, 68

Maple Heights

Kosmalski, Len 1972, 73, 74 (Capt.)

Newark

Snow, John 1972, 73, 74

SanduskyBarnett, Irv "Big Stoop" 1945
Jones, DaShay 1997, 98**Shaker Heights**

Higgins, Jon 2000, 01, 02, 03 (Capt.)

SpringfieldWilborn, Elgrace 2002, 03
Wilson, Tommy 1961, 62, 63**Toledo**

Crosby, Terry 1976, 77, 78, 79

Wooster

Petty, Malcolm "Mac" 1967, 68

Youngstown

Joyce, Tim 1975

OKLAHOMA**Edmond**

Richardson, Josh 2012, 13, 14

PENNSYLVANIA**Altoona**

Johnston, Dick 1969, 70, 71

Pennel

Cornwall, Jimmy 1965, 66

Pittsburgh

Balitsaris, Mike 1940, 41, 42

SOUTH CAROLINA**Florence**

Wingate, Major 2004, 05, 06 (Capt.)

Irmo

Savage, Brooks (Mgr.) 2006, 07, 08

SpartanburgO'Shields, Garland "Mule" 1945 (Capt.), 46
(Capt.)**TENNESSEE****Alcoa**

Thompson, Herman 1954, 55, 56, 57 (Capt.)

Arlington

Wiseman, Lang 1990, 91, 92, 93

Blountville

Caldwell, Craig (Mgr.) 1942

Bradford

Bryant, Frank E. (Mgr.) 1910

Brentwood

Murphy, Rob 2013

Bristol

Hogsett, Bobby 1963, 64, 66

CaplevilleBowe, Clarence 1923, 24, 25
Bowe, Nat W. (Mgr.) 1938**Carthage**

Moore, Scott 1996, 97, 98

OUTLOOK

PLAYERS

STAFF

REVIEW

RESULTS

RECORDS

HONORS

POSTSEASON

VOLMANAC

MEDIA INFO



Chattanooga

Binks Jr., William P. (Mgr.) 1941
 Black, C.J. 1997, 98, 99, 00
 Perkins, Marion F. 1935, 36
 Poole, Michael 1980
 Price, Jay 1989, 90, 91, 92
 Snodgrass, John 1984
 Test, Eddie 1960, 61
 Walker, Harris 2000, 01

Cleveland

Baker, Del 1998, 99, 00, 02
 Cate, Bill 1955, 56
 Haggard Jr., William O. (Mgr.) 1929
 Smith, JaJuan 2005, 06, 07, 08 (Capt.)
 Yarbrough, Vincent 1999, 00, 01, 02

Clinton

Crenshaw Jr., Douglas (Mgr.) 1952

Columbia

Jenkins, Fred 1984, 85, 86, 87
 Thomas, Frank 1939, 40, 41 (Capt.)

Cross Plains

Groves, Carlus 1990, 91, 92

Farragut

Graham, Don 1948, 49, 50

Fayetteville

Hatcher, Bill 1921, 22, 23, 24 (Capt.)

Franklin

Moore, Jason 1995
 Ring, J.J. 1909, 10

Fountain City

Matlock, Sam A. (Mgr.) 1936

Gallatin

Hite, Paul P. 1912
 Ransley, Allen C. 1936

Grand Junction

Hamer, Steve 1993, 94, 95, 96 (Capt.)

Greenback

Disney, Mike 1963

Greeneville

Campbell, Roe 1921, 22, 23
 Ottinger, Russell (Mgr.) 2014

Happy Valley

Treadway, Joe 1950, 52

Hendersonville

Hubert, Michael 2011

Humboldt

Atkins, Doug 1951

Jackson

Chism, Wayne 2007, 08, 09 (Capt.), 10 (Capt.)
 Donnell, Robert (Mgr.) 1987
 Fisher, Dick 1959, 60, 61
 Freeman, John (Mgr.) 1985, 87

Jellico

Harkness, William S. 1923, 24, 25, 26 (Capt.)

Johnson City

Carnes, Gary 1979, 80, 81
 Johnson, Damon 1995, 96
 McCown, Leonidas W. 1909
 Williams, Shane 1995, 96

Kenton

Smith, Matthew G. 1909

Kingsport

Carnes, Shane 1995
 Dodd, Robert L. 1929, 30 (Capt.), 31
 Gipe, Bob 1955, 56, 57
 Hug, Paul 1929

Kingston

Clark, Austin 1974, 75, 76
 Guinn, Bobby Jack 1967

Knoxville

Anderton, David 1960, 61, 62
 Ayres, Morgan B. 1924
 Bailey, William 1943
 Bartlett, Tommy 1950, 51, 52 (Capt.)
 Bertelkamp, Bert 1977, 78, 79, 80
 Byington, J.D. 1953, 54, 55
 Callaway, Frank B. 1918 (Capt.), 19 (Capt.)
 Cannington, Quinn 2010
 Christenberry, Dexter (Mgr.) 1937
 Clemmons, Drew 2003
 Cooper, Ray 1958, 59
 Crittenden, Ray 1923, 24, 25, 26
 Crumbliss, Polk 1933, 34
 Cruze, Kyle 1954
 Ellison, Marvin (Mgr.) 1939
 England, Jimmy 1969, 70, 71 (Capt.)
 Faust, Hugh 1929, 30, 31 (Capt.)
 Fox, Robert 1940
 Gentry, Bob 1956, 57
 Greenblatt, LeClaire 1930, 31, 32
 Hall, Bill 1953, 54 (Capt.), 55
 Henry, Travis 1986, 87, 88, 89
 Houston, John 1961
 Hyatt, Jerald 1982
 Johnson, A. Howard 1921, 22, 23 (Capt.), 24
 Jones, Hugh 1947, 48, 49, 50
 Jones, Rob 1983, 84, 85, 86
 Justus, Bill 1967, 68, 69 (Capt.)
 Ketchen, F. Earl 1910, 11 (Capt.)
 Kipp, Solon S. 1909, 10 (Capt.)
 Kirk, Albert E. 1932, 33, 34 (Capt.)
 Krisle, George 1936, 37, 38
 Ledbetter, Paul (Mgr.) 2004
 Lopez, Brandon 2013
 Lovelace, Bill 1953, 54, 55
 Lowery, Butch 1958
 Luttrell, William 1939, 40, 41
 Masterson, Tipton 1935, 36, 37
 McCormack, Brandon (Mgr.) 2004
 Montgomery, Ed 1948, 49, 50
 Neff, Herbie 1951, 52
 Neyland, Lewis 1954, 55, 56
 Pearl, Steven 2008, 09, 10, 11
 Plotnicki, Skip 1965
 Preston, Don (Mgr.) 1958, 59
 Reeder, C.A. "Lum" 1914, 17, 19
 Reeder, Claude "Goot" 1930, 31, 32 (Capt.)
 Reeverts, Don 1957, 58, 59
 Rice, Earle B. 1910
 Roth, Doug 1986, 87, 88
 Sample, Edward B. (Mgr.) 1924
 Scott, Charles 1958, 59
 Sewell, Anthony 1998
 Thomas Jr., Daniel R. 1945, 46, 47
 Thomas, Jack 1946, 49
 Titsworth, John R. 1911, 12, 13
 Troutman, Conrad E. 1918, 19, 20, 21 (Capt.), 22
 Widby, Ron 1965, 66, 67 (Capt.)
 Wright, Bill 1943, 47
 Young, Bill 1967

Lenoir City

Burdette, George 1925

Lewisburg

Batey, Jack S. 1923, 25
 Haislip, Marcus 2000, 01, 02

Lexington

Thomas, J. Pope (Mgr.) 1951

Madison

Carnes, Myron 1984, 85

Maryville

Coulter, Kenny 1957, 58, 59
 Fisher, John W. 1936, 37
 Teffeteller, Kenne 1978, 79

Memphis

Anderson, Harry 1934, 35 (Capt.), 36 (Capt.)
 Bradshaw, Dane 2004, 05, 06, 07 (Capt.)
 Brooks, Michael 1981, 82, 83, 85
 Campbell, Don 1970
 Cole, Johnny Paul (Mgr.) 2012
 Golden, LaMarcus 1993, 94
 Harris, Antonio 1996, 97
 Harris, Tony 1998, 99, 00, 01
 Janes, Palmer 1919, 20, 21, 22 (Capt.)
 Langschmidt, Carl 1953
 Love, Anthony 1981
 Mansfield, Larry 1968
 McCabe, Willis 1920
 McCallum, Robert (Mgr.) 1932
 McFadgon, Scooter 2004, 05 (Capt.)
 McKeen, Allyn E. 1926, 27, 28
 Neely, Frank S. 1911
 Pardue, James W. (Mgr.) 1940
 Prince, J.P. 2008, 09, 10 (Capt.)
 Scott, Robert R. 1928
 Sexton, Scott (Mgr.) 1989, 90
 Sharp, Harry B. 1928, 29 (Capt.), 30
 Smithwick, Fred 2003, 04, 05
 Stokes, Jarnell 2012, 13, 14
 Swearingen, Clarence 1988, 89
 Weatherford, Heiskell (Mgr.) 1934
 Woods, Terrence 2000, 01

Millington

Corbitt, Maurice 1929, 30, 31 (Capt.)

Morristown

Marshall, Floyd "Biggy" 1935, 36, 37 (Capt.)

Murfreesboro

Thompson, Darius, 14

Nashville

Allen, Corey 1992, 93
 Bone, Josh 2010, 11
 Bowers, Richard 1950, 51, 52
 Burris, Art 1947, 48, 49, 50 (Capt.)
 Hackman, J.S. 1929
 Harper, Tyrone 1984, 86
 Hathaway, Charles 1997, 98, 99, 00, 01
 Herndon, Boomer 2003, 04
 Jackson, Mike 1975, 76, 77 (Capt.)
 Johnson, Rip 1981
 Lucas, Charles R. "Mike" 1929, 30 (Capt.) 31
 McWhirter, E. Powell 1931, 32, 33 (Capt.)
 Risser, Bob 1957, 58, 59
 Slay, Ron 2000, 01, 02, 03 (Capt.)
 Wharton, Brandon 1996, 97, 98, 99
 Whitesell, Bill (Mgr.) 1991, 92, 93, 94

Oak Ridge

Moss, Howie 1960, 62 (Capt.)

Paris

Littleton, Ed 1981, 83

Powell Station

Dougherty, Nathan W. 1909 (Capt.)

Pulaksi

Smith, Tyler 2008, 2009 (Capt.), 10

Ridgetop

Phillips, William 1933, 34

Rogersville

Richardson, Lloyd 1971, 72 (Capt.), 73

RutledgeDavis, A.W. 1963, 64, 65 (Capt.)
McBee, Skylar 2010, 11, 12, 13**Savannah**

Barnhill, John H. 1926, 27, 28

Sevierville

Whaley, Jordan (Mgr.) 2014

Smithville

Braswell, Bo (Mgr.) 1987

Smryna

DeBro, Eddie 2006

Springfield

Darden, Johnny 1976, 77, 78 (Capt.), 79 (Capt.)

Sweetwater

Green, Aaron 1996, 97, 98, 99

Tullahoma

Robertson, Victor M. (Mgr.) 1923, 24

Union CityBonds, Rodney 1994
Caldwell, Stanley 1993, 94
Elam, Thomas F. (Mgr.) 1930, 31
Griffin, Mark 1986, 87, 88, 89
Harris, David W. (Mgr.) 1933**Woodford**

Pace, Lewis C. 1915 (Mgr.), 16

TEXAS**El Paso**Seale, Bill 1974
Tomlinson, Wayne 1972, 73, 74**Houston**Asumnu, Stanley 2003, 04, 05, 06
Crump, Brandon 2002, 03, 04 (Capt.), 05
(Capt.)
Ikeakor, Andy 2001, 02**Silsbee**

Holden, Thaydeus 2002, 03

VIRGINIA**Bristol**Carter, Bobby 1959, 60, 61
Feathers, Beattie 1932
Robinette, Pat 1963, 64, 65**Franklin**

Reese, Ronnie 1988, 89, 90, 91

Fredericksburg

Jackson, Justin 2009

Hampton

Crews, Duke 2007, 08

Haysi

Anderson, Glenn 1960

Roanoke

Kinzel, Hank 1948, 49, 50, 51

Springfield

Condon, Kyle (Mgr.) 2013

WASHINGTON, D.C.

Ratliff, James 1978

WEST VIRGINIA**Beckley**

Cook, Ted 1942, 43 47 (Capt.)

Benwood

Gasparovic, Joe 1945, 46

Charleston

Woodall, Jim 1969, 70, 71

HuntingtonHawkins, Greg 1971
Hawkins, Marshall 1943, 46, 47, 48 (Capt.)
Wild, Tanner 2009**London**

Bell, Greg 1988, 89, 90, 91

Mullens

Elliott, Sid 1962, 63, 64 (Capt.)

Oak Hill

Jackson, Cornelius 1997

Princeton

Little, Elvin 1951, 52, 53

WheelingMehen, Bernard 1940, 41, 42 (Capt.)
Mehen, Richard 1942, 43, 47 (Capt.)**WISCONSIN****Madison**

Maymon, Jeronne 2012, 2014

U.S. VIRGIN ISLANDS**St. Thomas**

Brown, Elvin 1986, 87, 88

BAHAMAS**Nassau**Lockhart, Ian 1987, 88, 89, 90
Miller, Dwight 2012**CANADA****Hamilton, Ontario**

Croft, Bobby 1968, 69, 70 (Capt.)

NIGERIA**Lagos**

Makanjuola, Yemi 2012, 13

Kaduna

Negedu, Emmanuel 2009

OUTLOOK

PLAYERS

STAFF

REVIEW

RESULTS

RECORDS

HONORS

POSTSEASON

VOLMANAC

MEDIA INFO



ALL-TIME RECORD BREAKDOWN

Year	Overall		SEC		Finish	Captain(s)
	W	L	W	L		
1908-09	2	5	-	-	-	Nathan W. Dougherty
1909-10	7	8	-	-	-	Solon S. Kipp
A.A. Stone (7-9, .438)						
1910-11	7	9	-	-	-	Earl F. Ketchen
Zora Clevenger (50-14, .781)						
1911-12	5	5	-	-	-	A. E. Leonhardt
1912-13	9	5	-	-	-	Victor H. Klein
1913-14	15	2	-	-	-	Victor H. Klein
1914-15	9	2	-	-	-	Malcolm McSpadden
1915-16	12	0	-	-	-	B. J. Greenwood
John R. Bender (29-15, .659)						
1916-17	10	5	-	-	-	Joseph Jacobs
R.H. Fitzgerald (5-15-1, .238)						
1917-18	3	9-t1	-	-	-	Dan B. Wexler
1918-19	2	6	-	-	-	Frank Callaway
John R. Bender (29-15, .659)						
1919-20	11	3	-	-	-	Henry R. Bell
1920-21	8	7	-	-	-	Conrad Troutman
M.B. Banks (52-33-1, .605)						
1921-22	12	7-t1	-	-	-	Palmer Janes
1922-23	15	2	-	-	-	Howard Johnson
1923-24	10	8	-	-	-	Bill Hatcher
1924-25	6	8	-	-	-	Earl Keister
1925-26	9	8	-	-	-	Billy Harkness
W.H. Britton (80-73, .523)						
1926-27	7	12	-	-	-	Jim Cooley
1927-28	0	12	-	-	-	Elvin Butcher
1928-29	11	5	-	-	-	Harry B. Sharpe
1929-30	13	4	-	-	-	Bobby Dodd, Charles Lucas
1930-31	11	10	-	-	-	Maurice Corbitt, Hugh Faust
1931-32	8	7	-	-	-	Claude Reeder
1932-33	9	11	3	7	T-10th	Powell McWhirter
1933-34	10	7	3	5	8th	Albert Kirk
1934-35	11	5	7	4	3rd	Harry Anderson
Blair Gullion (47-19, .712)						
1935-36	15	6	8	4	3rd	Harry Anderson
1936-37	17	5	7	1	2nd	Floyd Marshall
1937-38	15	8	7	4	5th	Alvin Rice
John Mauer (127-41, .756)						
1938-39	14	7	6	5	8th	Charles Higdon, Byrl Logan
1939-40	14	7	7	3	2nd	Gilbert Huffman
1940-41	17	5	8	3	3rd	Frank Thomas
1941-42	19	3	7	1	1st	Bernie Mehen
1942-43	14	4	6	3	3rd	Paul Herman
1943-44	World War II — No Team					
1944-45	18	5	8	2	T-1st	Garland O'Shields
1945-46	15	5	8	3	3rd	Garland O'Shields
1946-47	16	5	10	3	3rd	Ted Cook, Dick Mehen
Emmett Lowery (169-110, .606)						
1947-48	20	5	10	2	3rd	Marshall Hawkins
1948-49	19	7	8	3	3rd	Paul Walther
1949-50	15	11	5	6	7th	Art Burris
1950-51	10	13	5	9	10th	Game Captains
1951-52	13	9	7	7	T-6th	Tommy Bartlett
1952-53	13	8	7	6	4th	Hank Bertelkamp
1953-54	11	12	7	7	T-6th	Bill Hall
1954-55	15	7	8	6	5th	Ed Wiener
1955-56	10	14	6	8	T-6th	Carl Widseth
1956-57	13	9	5	9	9th	Herman Thompson
1957-58	16	7	8	6	T-5th	Leon Ammerman
1958-59	14	8	8	6	T-5th	Gene Tormohlen
John Sines (26-45, .366)						
1959-60	12	11	7	7	T-6th	Dalen Showalter
1960-61	10	15	4	10	T-11th	Glenn Campbell
1961-62	4	19	2	12	12th	Howie Moss, John Martin
Year	Overall		SEC		Finish	Captain(s)
	W	L	W	L		
Ray Mears (278-112, .713)						
1962-63	13	11	6	8	7th	Jerry Parker
1963-64	16	8	9	5	T-2nd	Sid Elliott
1964-65	20	5	12	4	2nd	A. W. Davis
1965-66	18	8	10	6	T-3rd	L. McIntosh, H. Bayne
1966-67	21	7	15	3	1st	Ron Widby
1967-68	20	6	13	5	2nd	Tom Hendrix
1968-69	21	7	13	5	2nd	Bill Justus
1969-70	16	9	10	8	5th	Bobby Croft
1970-71	21	7	13	5	2nd	Jimmy England
1971-72	19	6	14	4	T-1st	Lloyd Richardson
1972-73	15	9	13	5	T-2nd	Larry Robinson
1973-74	17	9	12	6	3rd	Len Kosmalski
1974-75	18	8	12	6	T-3rd	Rodney Woods
1975-76	21	6	14	4	2nd	Doug Ashworth
1976-77	22	6	16	2	T-1st	Ernie Grunfeld, Mike Jackson
Cliff Wettig (11-16, .407)						
1977-78	11	16	6	12	T-7th	Johnny Darden
Don DeVoe (204-137, .598)						
1978-79	21	12	12	6	2nd	Johnny Darden
1979-80	18	11	12	6	T-3rd	Game Captains
1980-81	21	8	12	6	3rd	Game Captains
1981-82	20	10	13	5	T-1st	Game Captains
1982-83	20	12	9	9	T-4th	Game Captains
1983-84	21	14	9	9	6th	Game Captains
1984-85	22	15	8	10	T-7th	Game Captains
1985-86	12	16	5	13	8th	Game Captains
1986-87	14	15	7	11	T-8th	Game Captains
1987-88	16	13	9	9	6th	Game Captains
1988-89	19	11	11	7	T-4th	Game Captains
Wade Houston (65-90, .419)						
1989-90	16	14	10	8	T-4th	Game Captains
1990-91	12	22	3	15	T-8th	Game Captains
1991-92	19	15	8	8	3rd (East)	Game Captains
1992-93	13	17	4	12	6th (East)	Game Captains
1993-94	5	22	2	14	6th (East)	Game Captains
Kevin O'Neill (36-47, .434)						
1994-95	11	16	4	12	6th (East)	Game Captains
1995-96	14	15	6	10	T-5th (East)	Steve Hamer
1996-97	11	16	4	12	6th (East)	Game Captains
Jerry Green (89-36, .712)						
1997-98	20	9	9	7	3rd (East)	Game Captains
1998-99	21	9	12	4	1st (East)	Game Captains
1999-00	26	7	12	4	T-1st (East)	Game Captains
2000-01	22	11	8	8	4th (East)	Game Captains
Buzz Peterson (61-59, .508)						
2001-02	15	16	7	9	4th (East)	Game Captains
2002-03	17	12	9	7	4th (East)	Ron Slay, Jon Higgins
2003-04	15	14	7	9	T-5th (East)	Crump, Watson
2004-05	14	17	6	10	5th (East)	Crump, McFadgon, Watson
Bruce Pearl (145-61, .704)						
2005-06	22	8	12	4	1st (East)	Asumnu, Watson, Wingate
2006-07	24	11	10	6	T-2nd (East)	Bradshaw, Lofton
2007-08	31	5	14	2	1st (East)	Lofton, J. Smith, Howell
2008-09	21	13	10	6	T-1st (East)	Tyler Smith, Wayne Chism
2009-10	28	9	11	5	3rd (East)	Wayne Chism, J.P. Prince
2010-11	19	15	8	8	5th (East)	Goins, Pearl, Williams
Cuonzo Martin (63-41, .606)						
2011-12	19	15	10	6	T-2nd	Cameron Tatum
2012-13	20	13	11	7	5th	Game Captains
2013-14	24	13	11	7	4th	Game Captains
Seasons: 105						
Overall: 1553-986-2 (.612)						
SEC: 695-531 (.567)						



ALL-TIME PLAYER STATISTICS

ALL-TIME NUMERICAL JERSEY LISTING

00

Bohannon, Etdrick - 1995

0

Herndon, Boomer - 2003, 04
Woolridge, Renaldo - 2009, 10, 11
Makanjuola, Yemi - 2012

1

Yarbrough, Vincent - 1999, 2000, 01, 02
Wingate, Major - 2004, 05, 06
Smith, Tyler - 2008, 09, 10
McRae, Jordan - 2011
Richardson, Josh - 2012, 13, 14

2

Ferguson, Micquan - 2002
Clemmons, Drew - 2002, 03
McFadgon, Scooter - 2004, 05
Smith, JaJuan - 2006, 07, 08
Goins, Melvin - 2011
Barton, Antonio - 2014

3

Brand, Chris - 1992, 93, 94
Lee, Rashard - 1996, 97, 98, 99
Asumnu, Stanley - 2003, 04, 05, 06
Johnson, Marques - 2007
Maze, Bobby - 2009, 10
Woolridge, Renaldo - 2012
Reese, Derek - 2013
Hubbs, Robert III - 2014

4

Booth, Bill - 1961, 62*, 63
Dyer, J.H. - 1962*
Crone, Jimmy - 1964
Brown, Jermaine - 1992, 93
Johnson, Damon - 1995, 96
Crump, Brandon - 2002, 03, 04, 05
Chism, Wayne - 2007, 08, 09, 10
Moore, Armani - 2013, 14

5

Booth, Bill - 1962*
Dyer, J.H. - 1962*
Cornwall, Jim - 1965*
Caldwell, Stanley - 1993, 94, 95
Green, Aaron - 1996, 97, 98, 99
Walker, Harris - 2000, 01
Winchester, John - 2003, 04
Lofton, Chris - 2005, 06, 07, 08
Ngedu, Emmanuel - 2009
Stokes, Jarnell - 2012, 13, 14

* Home games only

^ Road games only

Justin Albrecht

#43 • F • 6-6 • 215 • Omaha, Neb. (North HS/Iowa Western CC)																		
Year	GP-GS	Min	Avg	FG-A	Pct	3FG-A	Pct	FT-A	Pct	Rebs	Avg	PF-FO	Ast	TO	Blk	Stl	Pts	Avg
2002-03	24-0	1025	6.5	2-5	40.0	0-3	0.000	4	2.0	1-0	3	0	0	1	4	2	4	2.0
2003-04	26-2	205	7.9	17-49	34.7	9-35	25.7	3-4	75.0	50	19	22-0	23	17	2	9	46	1.8
Totals	28-2	218	7.8	19-54	35.2	9-38	23.7	3-4	75.0	54	19	22-0	26	17	2	10	50	1.8

Corey Allen

#40 • F • 6-6 • 215 • Nashville, Tenn. (Whites Creek HS/Aquinas JC)																		
Year	GP-GS	Min	Avg	FG-A	Pct	3FG-A	Pct	FT-A	Pct	Rebs	Avg	PF-FO	Ast	TO	Blk	Stl	Pts	Avg
1991-92	25-0	1025	30.1	168-346	48.6	11-40	27.5	78-100	78.0	230	6.8	69-1	46	63	27	37	425	12.5
1992-93	30-30	991	33.0	167-358	46.6	29-69	42.0	65-98	66.3	220	7.3	55-0	52	67	14	28	428	14.3
Totals	64-61	2016	31.5	335-704	47.6	40-109	36.7	143-198	72.2	450	7.0	124-1	98	130	41	65	853	13.3

Leon Ammerman

#19 • F • 5-11 • 190 • New Castle, Ind. (New Castle HS)																		
Year	GP-GS	Min	Avg	FG-A	Pct	3FG-A	Pct	FT-A	Pct	Rebs	Avg	PF-FO	Ast	TO	Blk	Stl	Pts	Avg
1955-56	20--	--	--	101-269	37.5	--	--	51-87	58.6	105	5.3	61--	--	--	--	--	253	12.7
1956-57	22--	--	--	141-339	41.6	--	--	91-144	63.2	198	9.0	59--	--	--	--	--	373	17.0
1957-58	20--	--	--	109-260	41.9	--	--	83-116	71.6	127	6.4	60--	--	--	--	--	301	15.1
Totals	62--	--	--	351-868	40.4	--	--	225-347	64.8	430	6.9	180--	--	--	--	--	927	15.0

Glen Anderson

#32/#33 • F • 6-4 • 188 • Haysi, Va. (Haysi HS)																		
Year	GP-GS	Min	Avg	FG-A	Pct	3FG-A	Pct	FT-A	Pct	Rebs	Avg	PF-FO	Ast	TO	Blk	Stl	Pts	Avg
1957-58	5--	--	--	4-12	33.3	--	--	4-5	80.0	16	3.2	3--	--	--	--	--	12	2.4
1959-60	11--	--	--	16-42	38.1	--	--	9-10	90.0	34	3.1	16-0	--	--	--	--	41	3.7
Totals	16--	--	--	20-54	37.0	--	--	13-15	86.7	50	3.1	19-0	--	--	--	--	53	3.3

David Arderton

#21 • G • 6-1 • 170 • Knoxville, Tenn. (Bearden HS)																		
Year	GP-GS	Min	Avg	FG-A	Pct	3FG-A	Pct	FT-A	Pct	Rebs	Avg	PF-FO	Ast	TO	Blk	Stl	Pts	Avg
1959-60	20--	--	--	36-76	47.4	--	--	18-23	78.3	22	1.1	28-0	--	--	--	--	90	4.5
1960-61	16--	--	--	7-27	25.9	--	--	11-14	78.6	11	0.7	6-0	--	--	--	--	25	1.6
1961-62	16--	--	--	35-91	38.5	--	--	25-39	64.1	35	2.2	34-1	--	--	--	--	95	5.9
Totals	52--	--	--	78-194	40.2	--	--	54-76	71.1	68	1.3	68-1	--	--	--	--	210	4.0

Sam Arterburn

#12 • F • 6-6 • 200 • Paducah, Ky. (Tilghman HS)																		
Year	GP-GS	Min	Avg	FG-A	Pct	3FG-A	Pct	FT-A	Pct	Rebs	Avg	PF-FO	Ast	TO	Blk	Stl	Pts	Avg
1984-85	15-1	74	4.9	4-16	25.0	--	--	4-7	57.1	11	0.7	13-1	6	10	0	0	12	0.8
1985-86	19-1	116	6.1	13-30	43.3	--	--	7-9	77.8	17	0.9	17-0	13	15	3	6	33	1.7
1986-87	3-0	23	7.7	0-3	0.000	0-0	0.000	2-2	1.000	2	0.7	7-1	1	3	0	0	2	0.7
Totals	37-2	213	5.8	17-49	34.7	0-0	0.000	13-18	72.2	30	0.8	37-2	20	28	3	6	47	1.3

Doug Ashworth

#43 • C • 6-6 • 215 • Dayton, Ohio (Beaver Creek HS)																		
Year	GP-GS	Min	Avg	FG-A	Pct	3FG-A	Pct	FT-A	Pct	Rebs	Avg	PF-FO	Ast	TO	Blk	Stl	Pts	Avg
1973-74	21--	--	--	21-39	53.8	--	--	16-36	44.4	92	4.4	42-1	15	--	--	--	58	2.8
1974-75	26--	--	--	95-139	68.3	--	--	28-52	53.8	205	7.9	70-5	18	--	--	--	218	8.4
1975-76	27--	--	--	69-131	52.7	--	--	17-33	51.5	158	5.9	66-2	39	--	--	--	155	5.7
Totals	74--	--	--	185-309	59.9	--	--	61-121	50.4	445	6.1	178-8	72	--	--	--	431	5.8

Stanley Asumnu #3 • F • 6-5 • 215 • Houston, Texas (Westbury Christian HS/Hargrave Acad.)

Year	GP-GS	Min	Avg	FG-A	Pct	3FG-A	Pct	FT-A	Pct	Rebs	Avg	PF-FO	Ast	TO	Blk	Stl	Pts	Avg
2002-03	28-6	345	12.3	29-92	31.5	5-25	20.0	18-31	58.1	47	1.7	51-0	22	34	0	13	61	2.9
2003-04	29-11	490	16.9	62-136	45.6	1-7	14.3	27-64	42.2	71	2.4	51-0	42	46	3	24	152	5.2
2004-05	26-1	213	8.2	27-69	39.1	1-4	25.0	8-18	44.4	27	1.0	25-0	9	20	2	10	63	2.4
2005-06	30-15	579	19.3	106-210	50.5	1-8	12.5	26-53	49.1	95	3.2	36-6	45	39	8	26	239	8.0
Totals	113-33	1627	14.4	224-507	44.2	8-44	18.2	79-166	47.6	240	2.1	143-1	118	139	13	73	535	4.7

Doug Atkins

#19 • C • 6-8 • 245 • Humboldt, Tenn. (Humboldt HS)																		
Year	GP-GS	Min	Avg	FG-A	Pct	3FG-A	Pct	FT-A	Pct	Rebs	Avg	PF-FO	Ast	TO	Blk	Stl	Pts	Avg
1950-51	13--	--	--	45-165	27.3	--	--	39-60	65.0	--	--	29--	--	--	--	--	129	9.9

Todd Austin

#10 • G • 6-2 • 170 • Lafayette, Tenn. (Macon County HS)																		
Year	GP-GS	Min	Avg	FG-A	Pct	3FG-A	Pct	FT-A	Pct	Rebs	Avg	PF-FO	Ast	TO	Blk	Stl	Pts	Avg
1998-99	10-0	12	1.2	1-7	14.3	0-3	0.000	5-6	83.3	1	0.1	0-0	0	2	0	0	7	0.7

Del Baker

#32 • G • 6-5 • 200 • Cleveland, Tenn. (Cleveland HS)																		
Year	GP-GS	Min	Avg	FG-A	Pct	3FG-A	Pct	FT-A	Pct	Rebs	Avg	PF-FO	Ast	TO	Blk	Stl	Pts	Avg
1997-98	25-0	174	7.0	17-48	35.4	8-27	29.6	4-4	1.000	24	1.0	11-0	13	22	6	4	46	1.8
1998-99	24-0	140	5.8	15-43	34.9	6-26	23.1	0-2	0.000	11	0.5	7-0	7	10	0	6	36	1.5
1999-00	25-0	296	11.8	34-82	41.5	12-45	26.7	7-17	41.2	27	1.1	14-0	25	18	12	13	87	3.5
2001-02	26-2	260	10.0	13-37	35.1	11-31	35.5	4-9	44.4	27	1.0	18-0	15	12	1	3	41	1.6
Totals	100-2	870	8.7	79-210	37.6	37-129	28.7	15-32	46.9	89	0.9	50-0	60	62	19	26	210	2.1

Eddie Ball

#30 • G • 6-2 • 190 • Cincinnati, Ohio (Sycamore HS)																		
Year	GP-GS	Min	Avg	FG-A	Pct	3FG-A	Pct	FT-A	Pct	Rebs	Avg	PF-FO	Ast	TO	Blk	Stl	Pts	Avg
1994-95	1-0	1	1.0	0-0	0.000	0-0	0.000	0-0	0.000	0	0.0	0-0	1	1	0	0	0	0.0
1995-96	1-0	1	1.0	0-0	0.000	0-0	0.000	0-0	0.000	0	0.0	0-0	0	0	0	0	0	0.0
Totals	2-0	2	1.0	0-0	0.000	0-0	0.000	0-0	0.000	0	0.0	0-0	1	1	0	0	0	0.0

ALL-TIME PLAYER STATS

Antonio Barton #2 • G • 6-2 • 180 • Baltimore, Md. (Notre Dame Prep [Mass.]/Univ. of Memphis)

Year	GP-GS	Min	Avg	FG-A	Pct	3FG-A	Pct	FT-A	Pct	Rebs	Avg	PF-FO	Ast	TO	Blk	Stl	Pts	Avg
2013-14	37-28	93.0	25.1	93-249	.373	51-150	.340	42-61	.689	81	2.2	66-0	76	36	4	22	279	7.5

Randy Bates #54 • C/F • 6-7 • 210 • Old Hickory, Tenn. (Goodpasture HS)

Year	GP-GS	Min	Avg	FG-A	Pct	3FG-A	Pct	FT-A	Pct	Rebs	Avg	PF-FO	Ast	TO	Blk	Stl	Pts	Avg
1980-81	4-0	6	1.5	2-3	.667	--	--	1-2	.500	1	0.3	3-0	0	0	0	0	5	1.3
1981-82	3-0	5	1.7	0-1	.000	--	--	1-4	.250	1	0.3	2-0	1	0	0	0	1	0.3
Totals	7-0	11	1.6	2-4	.500	--	--	2-6	.333	2	0.3	5-0	1	0	0	0	6	0.9

Howard Bayne #50 • F/C • 6-5 • 234 • Dayton, Ohio (Colonel White HS)

Year	GP-GS	Min	Avg	FG-A	Pct	3FG-A	Pct	FT-A	Pct	Rebs	Avg	PF-FO	Ast	TO	Blk	Stl	Pts	Avg
1963-64	19--	--	--	65-141	.461	--	--	36-74	.486	177	9.3	66-4	--	--	--	--	166	8.7
1964-65	25--	--	--	63-126	.500	--	--	49-76	.570	198	7.9	67-2	--	--	--	--	175	7.0
1965-66	22--	--	--	50-103	.485	--	--	32-56	.571	141	6.4	46-2	--	--	--	--	132	6.0
Totals	66--	--	--	178-370	.481	--	--	117-216	.542	516	7.8	179-8	--	--	--	--	472	7.2

Tyrone Beaman #10 • G • 5-11 • 155 • Niagara Falls, N.Y. (Jamestown HS)

Year	GP-GS	Min	Avg	FG-A	Pct	3FG-A	Pct	FT-A	Pct	Rebs	Avg	PF-FO	Ast	TO	Blk	Stl	Pts	Avg
1980-81	24-2	305	12.7	29-71	.408	--	--	28-42	.667	20	0.8	46-0	48	48	1	18	86	3.6
1981-82	30-23	880	29.3	77-154	.500	--	--	49-78	.628	45	1.5	75-0	125	83	3	45	203	6.8
1982-83	32-32	1037	32.4	105-206	.510	--	--	65-89	.730	49	1.5	108-6	184	99	1	67	275	8.6
1983-84	35-29	997	28.5	77-169	.456	--	--	83-104	.798	32	0.9	88-3	134	98	6	43	237	6.8
Totals	121-86	3219	26.6	288-600	.480	--	--	225-313	.719	146	1.2	317-9	491	328	11	173	801	6.6

David Bell #50 • C/F • 6-7 • 215 • Dayton, Ohio (W.E. Stebbins)

Year	GP-GS	Min	Avg	FG-A	Pct	3FG-A	Pct	FT-A	Pct	Rebs	Avg	PF-FO	Ast	TO	Blk	Stl	Pts	Avg
1966-67	24--	--	--	16-35	.457	--	--	4-10	.400	38	1.6	33-0	--	--	--	--	36	1.5
1967-68	12--	--	--	6-8	.750	--	--	1-4	.250	18	1.5	12-0	--	--	--	--	13	1.1
Totals	36--	--	--	22-43	.512	--	--	5-14	.357	56	1.6	45-0	--	--	--	--	49	1.4

Greg Bell #23 • G • 6-3 • 185 • London, W.Va. (DuPont HS)

Year	GP-GS	Min	Avg	FG-A	Pct	3FG-A	Pct	FT-A	Pct	Rebs	Avg	PF-FO	Ast	TO	Blk	Stl	Pts	Avg
1987-88	26-14	606	23.3	93-225	.413	39-98	.398	53-78	.679	66	2.5	74-4	43	57	4	26	278	10.7
1988-89	30-3	696	23.2	114-271	.421	62-155	.400	60-91	.659	64	2.1	72-0	56	61	5	22	350	11.7
1989-90	30-30	942	31.4	161-368	.438	66-153	.431	111-162	.685	96	3.2	99-3	65	88	4	36	499	16.6
1990-91	12-0	200	16.7	4-23	.171	4-23	.174	17-27	.630	21	1.8	22-0	14	29	1	9	71	5.9
Totals	98-47	2444	24.9	393-943	.417	171-429	.399	241-358	.673	247	2.5	267-7	178	235	14	93	1198	12.2

Orlando Berry #14 • G • 5-11 • 175 • Cincinnati, Ohio (Woodward HS/Hiwassee JC)

Year	GP-GS	Min	Avg	FG-A	Pct	3FG-A	Pct	FT-A	Pct	Rebs	Avg	PF-FO	Ast	TO	Blk	Stl	Pts	Avg
1991-92	25-1	382	15.3	23-62	.371	1-2	.500	31-58	.534	28	1.1	41-0	69	33	0	20	78	3.1

Bert Bertelkamp #10 • G • 6-3 • 165 • Knoxville, Tenn. (Bearden HS)

Year	GP-GS	Min	Avg	FG-A	Pct	3FG-A	Pct	FT-A	Pct	Rebs	Avg	PF-FO	Ast	TO	Blk	Stl	Pts	Avg
1976-77	21--	--	--	13-30	.433	--	--	0-1	.000	11	0.5	15-0	9	--	--	--	26	1.2
1977-78	27--	--	--	137-279	.491	--	--	35-43	.814	93	3.4	67-3	64	34	4	22	309	11.4
1978-79	33--	809	24.5	60-136	.441	--	--	34-39	.872	36	1.1	96-4	105	57	2	26	154	4.7
1979-80	29-29	908	31.3	71-137	.518	--	--	43-52	.827	62	2.1	80-6	154	72	8	35	185	6.4
Totals	110-29	1717	--	281-582	.483	--	--	112-135	.830	202	1.8	258-13	332	163	14	83	674	6.1

Hank Bertelkamp #18/#16 • F • 6-3 • 175 • Louisville, Ky. (duPont Manual HS)

Year	GP-GS	Min	Avg	FG-A	Pct	3FG-A	Pct	FT-A	Pct	Rebs	Avg	PF-FO	Ast	TO	Blk	Stl	Pts	Avg
1950-51	14--	--	--	8-40	.200	--	--	2-6	.333	--	--	21--	--	--	--	--	18	1.3
1951-52	20--	--	--	64-211	.303	--	--	41-73	.562	--	--	63--	--	--	--	--	169	8.5
1952-53	21--	--	--	106-335	.316	--	--	89-133	.669	158	7.5	--	--	--	--	--	301	14.3
Totals	55--	--	--	178-586	.304	--	--	132-212	.623	158	--	84--	--	--	--	--	488	8.9

Don Bingham #21 • G • 6-1 • 165 • DeWitt, Ky. (Knox Central HS)

Year	GP-GS	Min	Avg	FG-A	Pct	3FG-A	Pct	FT-A	Pct	Rebs	Avg	PF-FO	Ast	TO	Blk	Stl	Pts	Avg
1956-57	22--	--	--	114-300	.380	--	--	58-79	.734	92	4.2	56--	--	--	--	--	307	14.0

C.J. Black #43 • F • 6-8 • 255 • Chattanooga, Tenn. (Brainerd HS)

Year	GP-GS	Min	Avg	FG-A	Pct	3FG-A	Pct	FT-A	Pct	Rebs	Avg	PF-FO	Ast	TO	Blk	Stl	Pts	Avg
1996-97	27-20	689	25.5	98-190	.516	1-4	.250	117-153	.765	169	6.3	66-0	7	88	38	13	314	11.6
1997-98	29-28	829	28.6	126-243	.519	10-24	.417	103-139	.741	198	6.8	94-1	17	69	73	32	365	12.6
1998-99	30-27	720	24.0	89-201	.443	8-27	.296	97-121	.802	166	5.5	69-2	23	49	46	31	283	9.4
1999-00	32-32	784	24.5	100-193	.518	13-33	.394	86-119	.723	170	5.3	83-3	25	53	55	26	299	9.3
Totals	118-107	3022	25.6	413-827	.499	33-88	.364	403-532	.758	703	6.0	312-6	72	259	212	102	1261	10.7

Tom Boerwinkle #34 • C • 7-0 • 260 • Independence, Ohio (Millersburg HS)

Year	GP-GS	Min	Avg	FG-A	Pct	3FG-A	Pct	FT-A	Pct	Rebs	Avg	PF-FO	Ast	TO	Blk	Stl	Pts	Avg
1965-66	15--	--	--	20-35	.571	--	--	14-18	.778	54	3.6	15-0	--	--	--	--	54	3.6
1966-67	28--	--	--	137-256	.535	--	--	63-98	.643	285	10.2	89-3	--	--	--	--	337	12.0
1967-68	26--	--	--	155-282	.550	--	--	85-121	.702	293	11.3	93-7	--	--	--	--	395	15.2
Totals	69--	--	--	312-573	.545	--	--	162-237	.684	632	9.2	197-10	--	--	--	--	786	11.4

Dan Bogott #14 • G • 5-11 • 170 • Rock Falls, Ill. (Rock Falls HS)

Year	GP-GS	Min	Avg	FG-A	Pct	3FG-A	Pct	FT-A	Pct	Rebs	Avg	PF-FO	Ast	TO	Blk	Stl	Pts	Avg
1952-53	14--	--	--	9-36	.250	--	--	5-9	.556	7	0.5	--	--	--	--	--	23	1.6
1953-54	5--	--	--	27-77	.351	--	--	11-17	.647	19	3.8	11--	--	--	--	--	65	13.0
Totals	19--	--	--	36-113	.319	--	--	16-26	.615	26	1.4	11--	--	--	--	--	88	4.6

Etdrick Bohannon #00 • F • 6-9 • 220 • San Bernardino, Calif. (Maine Central Inst./Arizona)

Year	GP-GS	Min	Avg	FG-A	Pct	3FG-A	Pct	FT-A	Pct	Rebs	Avg	PF-FO	Ast	TO	Blk	Stl	Pts	Avg
1994-95	14-4	204	14.6	18-54	.333	0-0	.000	19-36	.528	59	4.2	29-0	9	27	12	2	55	3.9

Rodney Bonds #25 • G • 6-3 • 195 • Union City, Tenn. (Union City HS)

Year	GP-GS	Min	Avg	FG-A	Pct	3FG-A	Pct	FT-A	Pct	Rebs	Avg	PF-FO	Ast	TO	Blk	Stl	Pts	Avg
1993-94	20-0	220	11.0	7-24	.292	2-6	.333	9-14	.643	22	1.1	35-0	19	12	1	9	25	1.3

10

Flynn, Jim - 1948, 49, 51
 Coulter, Kenny - 1957, 58, 59
 Anderton, David - 1960*, 61*, 62*
 Johnston, Dick - 1969, 70, 71
 Woods, Rodney - 1973, 74, 75
 Bertelkamp, Bert - 1977, 78, 79, 80
 Beaman, Tyrone - 1981, 82, 83, 84
 Davis, Chris - 1987, 88
 Price, Jay - 1989, 90, 91, 92



14 (RETIRED)

Walther, Paul "Lefty" - 1948, 49
 Davis, Dick - 1951
 Langschmidt, Carl - 1952, 53
 Bogott, Dan - 1953, 54
 Lowery, Butch - 1958
 Schultz, Danny 1963, 64
 Pietropola, Joe - 1965
 Cornwall, Jim - 1966*
 Hann, Bill - 1967, 68, 69
 Glenn, Terry - 1979
Ellis, Dale - 1981, 82, 83
 Hausley, Ron - 1985, 86, 87, 88
 Berry, Orlando - 1992
 Harris, Tony - 1998, 99, 2000, 01
 Summitt, Tyler - 2011, 12

15

Brintnall, Phil - 1961
 Byrd, Bill - 1948, 49
 Pitts, Rex - 1953
 Thompson, Herman - 1954, 55, 56, 57
 Martin, John - 1960, 61, 62
 Cornwall, Jim - 1966*
 Smith, David - 1974
 Parton, Ralph - 1977, 78, 79, 80
 Taylor, Ron - 1989, 90
 Wharton, Brandon - 1996, 97, 98, 99
 Wilborn, Elgrace - 2002, 03
 Howell, Jordan - 2005, 06, 07, 08
 Murphy, Rob - 2012, 13
 Thompson, Darius - 2014

16

Center - 1948
 Keenan, Bert - 1949, 51
 Bertelkamp, Hank - 1953
 Parmenter, Bob - 1952
 Gipe, Bob - 1954, 55, 56, 57
 Moss, Howie - 1960, 62

17

Thomas, Jack - 1948
 Tarver, Tom - 1949
 Bowers, Dick - 1951, 52
 Neyland, Lewis - 1953, 54, 55, 56
 Schaumann, Bob - 1960, 61

18

Hampton - 1948
 Bertelkamp, Hank - 1951, 52
 Keister, Earl - 1949
 Hipscher, Charlie - 1951, 52, 53
 Cate, Bill - 1954, 55, 56
 Preston, Don - 1957
 Newman, Paul - 1958

19

Atkins, Doug - 1951
 Wiener, Ed - 1952, 53, 54, 55
 Ammerman, Leon - 1956, 57, 58
 Cramer, Noel - 1962
 Eldridge, Joe - 1948, 49

* Home games only
 * Road games only

Josh Bone #24 • G • 6-3 • 195 • Nashville, Tenn. (Brentwood Academy/Southern Illinois University)

Year	GP-GS	Min	Avg	FG-A	Pct	3FG-A	Pct	FT-A	Pct	Rebs	Avg	PF-FO	Ast	TO	Blk	Stl	Pts	Avg
2009-10	15-0	146	9.7	9-30	.300	6-19	.316	2-3	.667	15	1.0	10-0	15	2	0	5	26	1.7
2010-11	23-3	410	17.8	27-70	.386	10-36	.278	10-12	.833	41	1.8	32-15	15	8	0	13	74	3.2
Totals	38-3	556	14.6	36-100	.360	16-55	.291	12-15	.800	56	1.5	42-15	20	10	0	18	100	2.6

Bill Booth #4/#5 • G • 5-11 • 160 • Pikeville, Ky. (Pikeville HS)

Year	GP-GS	Min	Avg	FG-A	Pct	3FG-A	Pct	FT-A	Pct	Rebs	Avg	PF-FO	Ast	TO	Blk	Stl	Pts	Avg
1960-61	9--	--	--	4-12	.333	--	--	8-15	.615	6	0.7	2-0	--	--	--	--	16	1.8
1961-62	9--	--	--	4-6	.667	--	--	3-4	.750	8	0.9	2-0	--	--	--	--	11	1.2
1962-63	15--	--	--	1-4	.250	--	--	1-4	.250	2	0.1	1-0	--	--	--	--	3	0.2
Totals	33--	--	--	9-22	.409	--	--	12-21	.571	16	0.5	5-0	--	--	--	--	30	0.9

Ben Bosse 30 • F • 6-7 • 190 • Knoxville, Tenn. (Farragut HS)

Year	GP-GS	Min	Avg	FG-A	Pct	3FG-A	Pct	FT-A	Pct	Rebs	Avg	PF-FO	Ast	TO	Blk	Stl	Pts	Avg
2005-06	6-0	11	1.8	1-4	.250	0-0	.000	0-0	.000	1	0.2	0-0	0	0	0	1	2	0.3
2006-07	9-0	17	1.9	0-3	.000	0-0	.000	0-0	.000	2	0.2	2-0	1	0	1	1	0	0.0
Totals	15-0	28	1.9	1-7	.143	0-0	.000	0-0	.000	3	0.2	2-0	1	0	1	2	2	0.1

Dick Bowers #17 • F • 6-3 • 175 • Nashville, Tenn.

Year	GP-GS	Min	Avg	FG-A	Pct	3FG-A	Pct	FT-A	Pct	Rebs	Avg	PF-FO	Ast	TO	Blk	Stl	Pts	Avg
1950-51	22--	--	--	69-199	.347	--	--	24-44	.545	--	--	48--	--	--	--	--	162	7.4
1951-52	20--	--	--	95-287	.331	--	--	55-91	.604	--	--	59--	--	--	--	--	245	12.3
Totals	42--	--	--	164-486	.337	--	--	79-135	.585	--	--	107--	--	--	--	--	407	9.7

Orb Bowling #54 • C • 6-10 • 215 • Sandy Hook, Ky. (Sandy Hook HS)

Year	GP-GS	Min	Avg	FG-A	Pct	3FG-A	Pct	FT-A	Pct	Rebs	Avg	PF-FO	Ast	TO	Blk	Stl	Pts	Avg
1960-61	18--	--	--	27-67	.403	--	--	22-38	.579	96	5.3	42-2	--	--	--	--	76	4.2
1961-62	23--	--	--	111-252	.440	--	--	114-182	.626	208	9.0	73-3	--	--	--	--	336	14.6
1962-63	13--	--	--	30-75	.400	--	--	46-66	.697	93	7.2	37-2	--	--	--	--	106	8.2
Totals	54--	--	--	168-394	.426	--	--	182-286	.636	397	7.4	152-7	--	--	--	--	516	9.6

Dane Bradshaw #23 • G • 6-4 • 205 • Memphis, Tenn. (White Station HS)

Year	GP-GS	Min	Avg	FG-A	Pct	3FG-A	Pct	FT-A	Pct	Rebs	Avg	PF-FO	Ast	TO	Blk	Stl	Pts	Avg
2003-04	29-5	439	15.1	35-84	.417	6-27	.222	24-41	.585	62	2.1	61-1	48	4	15	100	3.4	
2004-05	30-8	521	17.4	32-80	.400	6-23	.261	19-33	.576	68	2.3	60-1	57	37	24	89	3.0	
2005-06-30	820	27.3	77-188	.410	20-74	.270	39-67	.582	162	5.4	82-0	116	42	51	56	213	7.1	
2006-07	35-35	961	27.5	65-187	.348	20-69	.290	44-80	.550	141	4.0	82-0	165	60	14	67	194	5.5
Totals	124-78	2741	22.1	209-539	.388	52-193	.269	126-221	.570	433	3.5	285-2	386	180	34	162	596	4.8

Chris Brand #3 • G • 6-2 • 185 • Bloomington, Ind. (South HS)

Year	GP-GS	Min	Avg	FG-A	Pct	3FG-A	Pct	FT-A	Pct	Rebs	Avg	PF-FO	Ast	TO	Blk	Stl	Pts	Avg
1991-92	21-0	129	6.1	19-51	.373	8-25	.320	9-19	.474	14	0.7	30-1	12	17	0	6	55	2.6
1992-93	29-5	318	11.0	32-96	.333	17-51	.333	26-40	.650	32	1.1	60-3	30	38	4	11	107	3.7
1993-94	7-1	127	18.1	13-41	.317	8-20	.400	6-8	.750	6	0.9	19-1	11	17	1	4	40	5.7
Totals	57-6	574	10.1	64-188	.340	33-96	.344	41-67	.612	52	0.9	109-5	53	72	5	21	202	3.5

Phil Brintnall #24 • F • 6-4 • 185 • Bryson City, N.C. (Swain County HS)

Year	GP-GS	Min	Avg	FG-A	Pct	3FG-A	Pct	FT-A	Pct	Rebs	Avg	PF-FO	Ast	TO	Blk	Stl	Pts	Avg
1960-61	2--	--	--	0-3	.000	--	--	0-0	.000	1	0.5	4-0	--	--	--	--	0	0.0
1961-62	5--	--	--	5-12	.417	--	--	3-9	.333	8	1.6	4-0	--	--	--	--	13	2.6
Totals	7--	--	--	5-15	.333	--	--	3-9	.333	9	1.3	8-0	--	--	--	--	13	1.9

Tony Brock #11 • G • 6-2 • 180 • Lenoir City, Tenn. (Lenoir City HS)

Year	GP-GS	Min	Avg	FG-A	Pct	3FG-A	Pct	FT-A	Pct	Rebs	Avg	PF-FO	Ast	TO	Blk	Stl	Pts	Avg
1996-97	1-0	2	2.0	0-0	.000	0-0	.000	0-0	.000	0	0.0	0-0	0	0	0	0	0	0.0

Michael Brooks #21 • G • 6-2 • 170 • Memphis, Tenn. (Melrose HS)

Year	GP-GS	Min	Avg	FG-A	Pct	3FG-A	Pct	FT-A	Pct	Rebs	Avg	PF-FO	Ast	TO	Blk	Stl	Pts	Avg
1980-81	29-0	646	22.3	74-153	.484	--	--	33-46	.717	38	1.3	34-0	90	40	0	25	181	6.2
1981-82	29-25	926	31.9	134-286	.469	--	--	69-81	.852	41	1.4	41-1	96	71	2	33	337	11.6
1982-83	32-32	1131	35.3	198-389	.509	--	--	56-68	.824	51	1.6	51-1	79	83	1	24	452	14.1
1984-85	37-37	1292	34.9	242-472	.513	--	--	146-164	.890	67	1.8	82-0	132	90	0	40	630	17.0
Totals	127-94	3995	31.5	648-1300	.498	--	--	304-359	.847	197	1.6	208-2	397	284	3	122	1600	12.6

Elvin Brown #44 • F • 6-5 • 195 • St. Thomas, Virgin Islands (Elizabethhton [Tenn.] HS)

Year	GP-GS	Min	Avg	FG-A	Pct	3FG-A	Pct	FT-A	Pct	Rebs	Avg	PF-FO	Ast	TO	Blk	Stl	Pts	Avg
1985-86	26-13	579	22.3	55-115	.478	--	--	16-21	.762	60	2.3	63-1	49	48	10	17	126	4.8
1986-87	29-29	986	34.0	124-260	.477	16-40	.400	46-60	.767	124	4.3	75-3	75	67	11	32	310	10.7
1987-88	17-17	482	28.4	62-138	.449	13-43	.302	27-40	.675	60	3.5	38-1	34	38	4	31	164	9.6
Totals	72-59	2047	28.4	241-513	.470	29-83	.349	89-121	.736	244	3.4	176-5	158	153	25	80	600	8.3

Jermaine Brown #4 • G • 6-3 • 215 • Louisville, Ky. (Fairdale HS)

Year	GP-GS	Min	Avg	FG-A	Pct	3FG-A	Pct	FT-A	Pct	Rebs	Avg	PF-FO	Ast	TO	Blk	Stl	Pts	Avg
1991-92	17-0	104	6.1	19-44	.432	1-9	.111	3-7	.429	25	1.5	17-0	10	9	2	7	42	2.5
1992-93	27-2	276	10.2	47-106	.443	2-9	.222	13-28	.464	50	1.9	40-0	21	30	4	14	109	4.0
Totals	44-2	380	8.6	66														

ALL-TIME PLAYER STATS

Paul Burch

#24 • F • 6-5 • 180 • Knoxville, Tenn. (Bearden HS)																			
Year	GP-GS	Min	Avg	FG-A	Pct	3FG-A	Pct	FT-A	Pct	Rebs	Avg	PF-FO	Ast	TO	Bk	Stl	Pts	Avg	
1993-94	5-0	8	1.6	0-0	0.000	0-0	0.000	0-0	0.000	2	0.4	0-0	1	1	0	0	0	0	0.0
1994-95	1-0	1	1.0	0-0	0.000	0-0	0.000	0-0	0.000	0	0.0	0-0	0	0	0	0	0	0	0.0
Totals	6-0	9	1.5	0-0	0.000	0-0	0.000	0-0	0.000	2	0.3	0-0	1	1	0	0	0	0	0.0

Art Burris

#20 • C • 6-5 • Nashville, Tenn.																		
Year	GP-GS	Min	Avg	FG-A	Pct	3FG-A	Pct	FT-A	Pct	Rebs	Avg	PF-FO	Ast	TO	Bk	Stl	Pts	Avg
1947-48	25--	--	--	67-272	.246	--	--	35-63	.556	--	--	65--	--	--	--	--	169	6.8
1948-49	26--	--	--	96-292	.329	--	--	51-71	.718	--	--	69--	--	--	--	--	243	9.3
Totals	51--	--	--	163-564	.289	--	--	86-134	.642	--	--	134--	--	--	--	--	412	8.1

Willie Burton

#40 • F/C • 6-7 • 210 • Millen, Ga. (Jenkins County HS)																		
Year	GP-GS	Min	Avg	FG-A	Pct	3FG-A	Pct	FT-A	Pct	Rebs	Avg	PF-FO	Ast	TO	Bk	Stl	Pts	Avg
1980-81	14-0	70	5.0	11-21	.524	--	--	2-6	.333	26	1.9	11-0	0	7	6	6	24	1.7
1981-82	30-30	782	26.1	71-139	.511	--	--	26-39	.667	161	5.4	76-4	40	66	38	27	168	5.6
1982-83	32-32	1096	34.2	124-249	.498	--	--	43-61	.705	259	8.1	84-4	87	79	25	38	291	9.1
1983-84	35-35	1203	34.4	197-377	.523	--	--	78-102	.765	257	7.3	66-0	77	86	21	47	472	13.5
Totals	111-97	3151	28.4	403-786	.513	--	--	149-208	.716	703	6.3	237-8	204	238	90	118	955	8.6

J.D. Byington

#22 • F/C • 6-6 • 190 • Knoxville, Tenn. (Knoxville HS)																		
Year	GP-GS	Min	Avg	FG-A	Pct	3FG-A	Pct	FT-A	Pct	Rebs	Avg	PF-FO	Ast	TO	Bk	Stl	Pts	Avg
1951-52	8--	--	--	0-0	0.000	--	--	0-2	0.000	--	--	6--	--	--	--	--	0	0.0
1952-53	16--	--	--	19-65	.292	--	--	10-20	.500	46	2.9	--	--	--	--	--	48	3.0
1953-54	8--	--	--	14-43	.326	--	--	15-20	.750	37	4.6	9--	--	--	--	--	43	5.4
1954-55	11--	--	--	2-14	.143	--	--	8-19	.421	12	1.1	6--	--	--	--	--	12	1.1
Totals	43--	--	--	35-128	.273	--	--	33-61	.541	95	--	21--	--	--	--	--	103	2.4

Bill Byrd

#15 • G • 6-0 • 155 • Miami, Fla.																		
Year	GP-GS	Min	Avg	FG-A	Pct	3FG-A	Pct	FT-A	Pct	Rebs	Avg	PF-FO	Ast	TO	Bk	Stl	Pts	Avg
1947-48	24--	--	--	21-90	.233	--	--	5-8	.625	--	--	16--	--	--	--	--	47	2.0
1948-49	12--	--	--	5-30	.167	--	--	5-8	.625	--	--	8--	--	--	--	--	15	1.3
Totals	36--	--	--	26-120	.217	--	--	10-16	.625	--	--	24--	--	--	--	--	62	1.7

Stanley Caldwell

#5 • F • 6-6 • 230 • Union City, Tenn. (Union City HS)																		
Year	GP-GS	Min	Avg	FG-A	Pct	3FG-A	Pct	FT-A	Pct	Rebs	Avg	PF-FO	Ast	TO	Bk	Stl	Pts	Avg
1992-93	28-8	271	9.7	29-61	.475	2-5	.400	8-13	.615	74	2.6	5-0	17	23	2	15	68	2.4
1993-94	27-12	541	20.0	49-117	.419	3-16	.188	21-29	.724	144	5.3	37-0	71	50	34	122	4.5	
1994-95	5-3	105	21.0	11-30	.367	4-9	.444	11-16	.688	32	6.4	13-1	6	12	2	3	37	7.4
Totals	60-23	917	15.3	89-208	.428	9-30	.300	40-58	.690	250	4.2	55-1	94	85	4	52	227	3.8

Don Campbell

#24 • G • 6-2 • 190 • Memphis, Tenn. (Messick HS)																		
Year	GP-GS	Min	Avg	FG-A	Pct	3FG-A	Pct	FT-A	Pct	Rebs	Avg	PF-FO	Ast	TO	Bk	Stl	Pts	Avg
1967-68	4--	--	--	1-2	.500	--	--	1-2	.500	5	1.3	5-0	--	--	--	--	3	0.8
1968-69	7--	--	--	0-0	0.000	--	--	0-1	0.000	2	0.3	0-0	0	--	--	--	0	0.0
1969-70	5--	--	--	1-4	.250	--	--	2-3	.667	3	0.6	2-0	0	--	--	--	4	0.8
Totals	16--	--	--	2-6	.333	--	--	3-6	.500	10	0.6	7-0	0	--	--	--	7	0.4

Galen Campbell

#2 • G • 6-2 • 190 • Knoxville, Tenn. (Fulton HS)																		
Year	GP-GS	Min	Avg	FG-A	Pct	3FG-A	Pct	FT-A	Pct	Rebs	Avg	PF-FO	Ast	TO	Bk	Stl	Pts	Avg
2011-12	5-0	7	1.4	1-3	.333	0-2	0.000	0-0	0.000	1	0.2	0-0	0	0	0	0	2	0.4
2013-14	8-0	12	1.5	2-3	.667	0-0	0.000	1-1	1.000	0	0.0	2-0	0	0	0	0	5	0.6
Totals	13-0	19	1.5	3-6	.500	0-2	0.000	1-1	1.000	1	0.1	2-0	0	0	0	0	7	0.5

Glenn Campbell

#40 • G • 6-1 • 185 • Fall Rock, Ky. (Clay County HS)																		
Year	GP-GS	Min	Avg	FG-A	Pct	3FG-A	Pct	FT-A	Pct	Rebs	Avg	PF-FO	Ast	TO	Bk	Stl	Pts	Avg
1958-59	13-0	--	--	10-32	.313	--	--	11-17	.647	7	0.5	11-0	--	--	--	--	31	2.4
1959-60	23--	--	--	118-314	.376	--	--	71-107	.664	79	3.4	75-5	--	--	--	--	307	13.3
1960-61	25--	--	--	121-298	.406	--	--	62-98	.633	87	3.5	76-1	--	--	--	--	304	12.2
Totals	61--	--	--	249-644	.387	--	--	144-222	.649	173	2.8	162-6	--	--	--	--	642	10.5

Quinn Cannington

#11 • G • 6-4 • 165 • Knoxville, Tenn. (Fulton HS)																		
Year	GP-GS	Min	Avg	FG-A	Pct	3FG-A	Pct	FT-A	Pct	Rebs	Avg	PF-FO	Ast	TO	Bk	Stl	Pts	Avg
2006-07	5-0	5	1.0	1-11	.090	1-11	0.000	0-0	0.000	0	0.0	1-0	0	0	0	0	3	0.6
2007-08	6-0	9	1.5	2-21	.095	0-0	0.000	0-0	0.000	0	0.0	0-0	1	0	0	0	5	0.8
2008-09	6-0	12	2.0	2-5	.400	0-0	0.000	0-0	0.000	0	0.0	0-0	0	0	0	0	4	0.7
2009-10	8-0	12	1.5	0-2	0.000	0-0	0.000	0-0	0.000	0	0.0	0-0	3	1	0	1	2	0.3
Totals	25-0	38	1.5	5-12	.417	2-3	.667	2-2	1.000	0	0.0	1-0	4	1	0	1	14	0.6

Ron Carmichael

#24 • F • 6-3 • 188 • Dayton, Ohio (Roosevelt HS)																		
Year	GP-GS	Min	Avg	FG-A	Pct	3FG-A	Pct	FT-A	Pct	Rebs	Avg	PF-FO	Ast	TO	Bk	Stl	Pts	Avg
1958-59	7--	--	--	4-6	.667	--	--	2-3	.667	1	0.1	2-0	--	--	--	--	10	1.4
1959-60	5--	--	--	2-8	.250	--	--	0-0	0.000	6	1.2	4-0	--	--	--	--	4	0.8
1960-61	5--	--	--	8-20	.400	--	--	0-3	0.000	19	3.8	10-0	--	--	--	--	16	3.2
Totals	17--	--	--	14-34	.412	--	--	2-6	.333	26	1.5	16-0	--	--	--	--	30	1.8

Shane Carnes

#11 • G • 6-0 • 175 • Kingsport, Tenn. (Dobyns-Bennett HS/Oak Hill Academy)																		
Year	GP-GS	Min	Avg	FG-A	Pct	3FG-A	Pct	FT-A	Pct	Rebs	Avg	PF-FO	Ast	TO	Bk	Stl	Pts	Avg
1994-95	27-27	896	33.2	86-221	.389	52-132	.394	31-50	.620	79	2.9	78-3	72	53	1	37	255	9.4
1995-96	3-1	52	17.3	7-15	.467	4-5	.800	0-0	0.000	5	1.7	4-0	6	3	0	2	18	6.0
Totals	30-28	948	31.6	93-236	.394	56-137	.409	31-50	.620	84	2.8	82-3	78	56	1	39	273	9.1

Joe Carroll

#22 • G • 5-10 • 165 • Duff, Tenn. (Campbell County HS)																		
Year	GP-GS	Min	Avg	FG-A	Pct	3FG-A	Pct	FT-A	Pct	Rebs	Avg	PF-FO	Ast	TO	Bk	Stl	Pts	Avg
1988-89	3-0	6	2.0	1-2	.500	1-1	1.000	1-2	.500	0	0.0	0-0	1	2	0	0	4	1.3

Bobby Carter

#22 • G • 6-0 • 155 • Bristol, Va. (Bristol HS)																		
Year	GP-GS	Min	Avg	FG-A	Pct	3FG-A	Pct	FT-A	Pct	Rebs	Avg	PF-FO	Ast	TO	Bk	Stl	Pts	Avg
1958-59	21--	--	--	29-64	.453	--	--	37-54	.685	27	1.3	14-0	--	--	--	--	95	4.5
1959-60	23--	--	--	94-241	.390	--	--	81-111	.730	103	4.5	45-0	--	--	--	--	269	11.7
1960-61	25--	--	--	142-310	.458	--	--	77-125	.616	112	4.5	33-1	--	--	--	--	361	



24

- Garrison, Bob – 1951
- Jarvis, Bill – 1952, 53, 54, 55
- Hatcher, Bobby – 1956
- Carmichael, Ron – 1959*, 61*
- Wallace, Bill – 1961*
- Finley, Jim – 1962*
- Falls, Dennis – 1963
- Coffman, Wes – 1966, 67, 68
- Campbell, Don – 1968, 69, 70
- Darden, Johnny – 1976, 77, 78, 79
- Poole, Michael – 1980, 81
- Evans, Walter – 1982, 83
- Johnson, Chuck – 1984
- Thomas, Stacey – 1985
- Clark, Rickey – 1988, 89, 90
- Klaehn, Chris – 1991, 92, 93
- Barnes, Cortez – 1994
- Burch, Paul – 1995
- Grindstaff, Jenis – 2000, 01, 02
- Wild, Tanner – 2006, 07, 08, 09
- Bone, Josh – 2010, 11
- Lopez, Brandon – 2012, 13, 14

25

- Carmichael, Ron – 1959*, 61*
- Kellar, Dick – 1955, 57
- Finley, Jim – 1962*
- Edwards, Mike – 1971, 72, 73
- Jackson, Mike – 1974, 75, 76, 77
- Crosby, Terry – 1978, 79
- McDonald, Seth – 1980, 82, 83, 84
- Henry, Travis – 1986, 87, 88, 89
- Rivers, Steve – 1990, 91, 92
- Bonds, Rodney – 1994
- Newman, Clint – 1994, 95, 96
- Tabb, Josh – 2007, 08, 09
- Fields, John – 2011
- Campbell, Galen – 2014

30

- Fisher, Dick – 1959, 60, 61
- Robinette, Pat – 1963*, 64*, 65*
- Cornwall, Jim – 1966*
- Myers, Kerry – 1968, 69, 70
- Hawkins, Greg – 1971
- Cherry, Wilbert – 1972
- Crosby, Terry – 1976, 77
- Carter, Gary – 1979, 80, 81, 82
- Harper, Tyrone – 1983, 84, 85, 86
- Curry, Michael – 1990, 91, 92
- Ball, Eddie – 1995, 96
- Turner, Zach – 2000, 01, 02, 03
- Bosse, Ben – 2006, 07
- Prince, J.P. – 2008, 09, 10

31

- Robinette, Pat – 1963*, 64*, 65*
- Threeths, Chuck – 1977, 78, 79, 80
- Woods, Kevin – 1982, 83, 84, 85
- Nix, Dyron – 1986, 87, 88, 89
- Woods, Terrence – 2000, 01
- Fayton, C.J. – 2002
- Smithwick, Mike – 2002, 03, 04, 05
- Chievous, Quinton – 2013, 14

* Home games only
 * Road games only

Gary Carter #30 • G • 6-3 • 190 • Johnson City, Tenn. (Science Hill HS)

Year	GP-GS	Min	Avg	FG-A	Pct	3FG-A	Pct	FT-A	Pct	Rebs	Avg	PF-FO	Ast	TO	Blk	Stl	Pts	Avg
1978-79	33--	1137	34.5	145-283	.512	--	--	69-98	.704	161	4.9	82-3	94	96	4	47	359	10.9
1979-80	29-28	1015	30.5	109-263	.414	--	--	65-80	.813	133	4.6	59-2	87	76	4	32	283	9.8
1980-81	29-29	1082	37.3	174-313	.556	--	--	88-108	.815	112	3.9	79-2	68	59	3	43	436	15.0
1981-82	6-6	228	38.0	46-77	.597	--	--	29-33	.879	18	3.0	15-1	17	21	2	10	121	20.2
Totals	97-63	3462	35.7	474-936	.506	--	--	251-319	.787	424	4.4	235-7	266	252	13	132	1199	12.4

Myron Carter #23 • G • 6-3 • 177 • Madison, Tenn. (Goodpasture HS)

Year	GP-GS	Min	Avg	FG-A	Pct	3FG-A	Pct	FT-A	Pct	Rebs	Avg	PF-FO	Ast	TO	Blk	Stl	Pts	Avg
1981-82	4-0	6	1.5	0-1	.000	--	--	1-3	.333	1	0.3	1-0	1	1	0	0	1	0.3
1982-83	10-0	47	4.7	2-6	.333	--	--	8-8	1.000	0	0.0	6-0	1	3	0	2	12	1.2
1985-84	27-0	173	6.4	14-29	.483	--	--	27-36	.750	11	0.4	25-1	10	8	0	6	55	2.0
1984-85	37-16	506	13.7	44-92	.478	--	--	26-33	.788	29	0.8	70-1	40	26	1	17	114	3.1
Totals	78-16	732	9.4	60-128	.469	--	--	62-80	.775	41	0.5	102-2	52	38	1	25	182	2.3

Bill Cate #18 • G • 6-3 • 180 • Cleveland, Tenn. (Bradley HS)

Year	GP-GS	Min	Avg	FG-A	Pct	3FG-A	Pct	FT-A	Pct	Rebs	Avg	PF-FO	Ast	TO	Blk	Stl	Pts	Avg
1953-54	5--	--	--	1-6	.167	--	--	3-4	.750	5	1.0	2--	--	--	--	--	5	1.0
1954-55	14--	--	--	5-15	.333	--	--	6-10	.600	16	1.1	8--	--	--	--	--	16	1.1
1955-56	22--	--	--	30-91	.330	--	--	38-61	.623	74	3.4	44--	--	--	--	--	98	4.5
Totals	41--	--	--	36-112	.321	--	--	47-75	.627	95	2.3	54--	--	--	--	--	119	2.9

Center #16/44

Year	GP-GS	Min	Avg	FG-A	Pct	3FG-A	Pct	FT-A	Pct	Rebs	Avg	PF-FO	Ast	TO	Blk	Stl	Pts	Avg
1947-48	15--	--	--	5-36	.139	--	--	2-3	.667	--	--	5--	--	--	--	--	12	0.8

Steve Chancey #50 • F • 6-1 • 180 • Knoxville, Tenn. (South HS)

Year	GP-GS	Min	Avg	FG-A	Pct	3FG-A	Pct	FT-A	Pct	Rebs	Avg	PF-FO	Ast	TO	Blk	Stl	Pts	Avg
1971-72	1--	--	--	0-2	.000	--	--	0-0	.000	2	2.0	0-0	0	--	--	--	0	0.0

Irv Chatman #55 • C • 6-9 • 225 • New York, N.Y. (August Martin HS)

Year	GP-GS	Min	Avg	FG-A	Pct	3FG-A	Pct	FT-A	Pct	Rebs	Avg	PF-FO	Ast	TO	Blk	Stl	Pts	Avg
1975-76	13-1	--	--	8-18	.444	--	--	2-9	.222	34	2.6	25-0	1	--	--	--	18	1.4

Wilbert Cherry #30 • G • 5-11 • 160 • Knoxville, Tenn. (Karns HS)

Year	GP-GS	Min	Avg	FG-A	Pct	3FG-A	Pct	FT-A	Pct	Rebs	Avg	PF-FO	Ast	TO	Blk	Stl	Pts	Avg
1971-72	4-1	--	--	3-6	.500	--	--	2-2	1.000	1	0.3	1-0	0	--	--	--	8	2.0

Quinton Chievous #31 • G • 6-6 • 214 • Chicago, Ill. (Notre Dame Prep [Ill.]

Year	GP-GS	Min	Avg	FG-A	Pct	3FG-A	Pct	FT-A	Pct	Rebs	Avg	PF-FO	Ast	TO	Blk	Stl	Pts	Avg
2012-13	22-0	224	10.2	23-49	.469	6-21	.286	4-7	.571	52	2.4	31-1	6	15	1	3	56	2.5
2013-14	9-0	32	3.6	1-4	.250	0-1	.000	2-3	.667	7	0.8	9-0	1	2	0	0	4	0.4
Totals	31-0	256	8.3	24-53	.453	6-22	.273	6-10	.600	59	1.9	40-1	7	17	1	3	60	1.9

Ryan Childress #34 • F • 6-9 • 235 • Cincinnati, Ohio (Moeller HS)

Year	GP-GS	Min	Avg	FG-A	Pct	3FG-A	Pct	FT-A	Pct	Rebs	Avg	PF-FO	Ast	TO	Blk	Stl	Pts	Avg
2005-06	29-0	172	5.9	9-26	.346	2-9	.222	16-23	.696	36	1.2	33-1	15	12	2	4	36	1.2
2006-07	35-1	551	15.7	69-151	.457	24-64	.375	35-62	.565	140	4.0	50-0	28	34	14	22	197	5.6
2007-08	25-0	244	9.8	22-61	.361	3-17	.176	11-18	.611	60	2.4	34-0	17	15	6	8	58	2.3
2008-09	4-0	8	2.0	1-4	.250	0-0	.000	3-4	.750	6	1.5	0-0	1	2	0	0	5	1.3
Totals	93-1	975	10.5	101-242	.417	29-93	.312	65-107	.607	242	2.6	117-1	61	63	22	34	296	3.2

Wayne Chism #4 • F • 6-9 • 242 • Jackson, Tenn. (Bolivar Central HS)

Year	GP-GS	Min	Avg	FG-A	Pct	3FG-A	Pct	FT-A	Pct	Rebs	Avg	PF-FO	Ast	TO	Blk	Stl	Pts	Avg
2006-07	35-18	678	19.4	115-261	.441	26-79	.329	61-104	.587	183	5.2	102-32	32	45	21	21	317	9.1
2007-08	36-34	826	22.9	139-296	.470	29-90	.322	50-90	.556	208	5.8	108-2	41	41	49	33	357	9.9
2008-09	34-31	873	25.7	165-354	.466	41-128	.320	96-134	.716	273	8.0	98-4	42	69	34	26	467	13.7
2009-10	37-36	998	27.0	169-363	.466	35-108	.324	94-124	.758	266	7.2	102-1	40	60	48	41	467	12.6
Totals	142-119	3375	23.8	588-1274	.462	131-405	.323	301-452	.666	930	6.5	410-10	155	215	152	121	1608	11.3

Austin Clark #34 • G • 6-5 • 165 • Kingston, Tenn. (Kingston HS)

Year	GP-GS	Min	Avg	FG-A	Pct	3FG-A	Pct	FT-A	Pct	Rebs	Avg	PF-FO	Ast	TO	Blk	Stl	Pts	Avg
1973-74	24--	--	--	45-97	.464	--	--	12-15	.800	29	1.2	34-0	14	--	--	--	102	4.3
1974-75	24--	--	--	80-163	.491	--	--	25-32	.781	59	2.5	58-3	55	--	--	--	185	7.7
1975-76	25--	--	--	26-63	.413	--	--	12-17	.706	45	1.8	40-1	42	--	--	--	64	2.6
Totals	73--	--	--	151-323	.467	--	--	49-64	.766	133	1.8	132-4	111	--	--	--	351	4.8

Rickey Clark #24 • G • 6-5 • 210 • Lithonia, Ga. (Lithonia HS)

Year	GP-GS	Min	Avg	FG-A	Pct	3FG-A	Pct	FT-A	Pct	Rebs	Avg	PF-FO	Ast	TO	Blk	Stl	Pts	Avg
1987-88	9-3	126	14.0	7-23	.304	0-0	.000	4-9	.444	21	1.9	15-0	17	8	0	4	18	2.0
1988-89	20-3	222	11.1	18-55	.327	1-4	.250	16-35	.457	17	1.1	30-1	17	27	1	5	53	2.7
1989-90	8-0	5	6.9	2-11	.182	0-0	.000	5-11	.455	12	1.5	6-0	4	9	0	3	9	1.1
Totals	37-6	403	10.9	27-89	.303	1-4	.250	25-55	.455	50	1.4	51-1	38	44	1	12	80	2.2

Drew Clemmons #2 • G • 6-2 • 185 • Knoxville, Tenn. (Bearden HS/King College)

Year	GP-GS	Min	Avg	FG-A	Pct
------	-------	-----	-----	------	-----

ALL-TIME PLAYER STATS

Nick Colmenares

#24 • G • 6-2 • 185 • Tampa, Fla. (Plant HS)

Year	GP-GS	Min	Avg	FG-A	Pct	3FG-A	Pct	FT-A	Pct	Rebs	Avg	PF-FO	Ast	TO	Bk	Stl	Pts	Avg
1959-60	4--	--	--	2-3	.667	--	--	1-3	.333	4	1.0	0-0	--	--	--	--	5	1.3

Jim Coogler

#32 • F • 6-8 • 180 • Chattanooga, Tenn. (Notre Dame HS/Middle Tenn. State)

Year	GP-GS	Min	Avg	FG-A	Pct	3FG-A	Pct	FT-A	Pct	Rebs	Avg	PF-FO	Ast	TO	Bk	Stl	Pts	Avg
1980-81	1-0	1	1.0	0-0	.000	--	--	0-0	.000	0	0.0	0-0	0	0	0	0	0	0.0

Ray Cooper

#12 • G • 6-1 • 160 • Knoxville, Tenn. (Powell HS)

Year	GP-GS	Min	Avg	FG-A	Pct	3FG-A	Pct	FT-A	Pct	Rebs	Avg	PF-FO	Ast	TO	Bk	Stl	Pts	Avg
1956-57	2-1	--	--	0-0	.000	--	--	0-0	.000	0	0.0	0-0	--	--	--	--	0	0.0
1957-58	21-1	--	--	23-61	.377	--	--	13-18	.722	32	1.5	24--	--	--	--	--	59	2.8
1958-59	12-1	--	--	7-25	.280	--	--	3-4	.750	8	0.7	14-1	--	--	--	--	17	1.4
Totals	35-1	--	--	30-86	.349	--	--	16-22	.727	40	1.1	38-1	--	--	--	--	76	2.2

Jim Cornwall

#30 • G • 5-8 • 149 • Pennel, Pa. (Neshaminy HS)

Year	GP-GS	Min	Avg	FG-A	Pct	3FG-A	Pct	FT-A	Pct	Rebs	Avg	PF-FO	Ast	TO	Bk	Stl	Pts	Avg
1964-65	22--	--	--	16-40	.400	--	--	17-29	.586	17	0.8	17-0	--	--	--	--	49	2.2
1965-66	24--	--	--	81-193	.420	--	--	52-67	.776	60	2.5	46-0	--	--	--	--	214	8.9
Totals	46--	--	--	97-233	.416	--	--	69-96	.719	77	1.7	63-0	--	--	--	--	263	5.7

Kenny Coulter

#10 • G • 6-1 • 165 • Maryville, Tenn. (Everett HS)

Year	GP-GS	Min	Avg	FG-A	Pct	3FG-A	Pct	FT-A	Pct	Rebs	Avg	PF-FO	Ast	TO	Bk	Stl	Pts	Avg
1956-57	14--	--	--	15-41	.366	--	--	7-12	.583	15	1.1	5--	--	--	--	--	37	2.6
1957-58	23--	--	--	85-206	.413	--	--	56-75	.747	42	1.8	65--	--	--	--	--	226	9.8
1958-59	22--	--	--	115-336	.342	--	--	79-109	.725	62	2.8	79-4	--	--	--	--	309	14.0
Totals	59--	--	--	215-583	.369	--	--	142-196	.724	119	2.0	149-4	--	--	--	--	572	9.7

Jonah Cox

#44 • F • 6-3 • 185 • Richmond, Va. (Huguenot HS)

Year	GP-GS	Min	Avg	FG-A	Pct	3FG-A	Pct	FT-A	Pct	Rebs	Avg	PF-FO	Ast	TO	Bk	Stl	Pts	Avg
2005-06	1-0	2	2.0	0-0	.000	0-0	.000	2-21	.000	1	1.0	0-0	0	0	0	1	2	2.0

Tommy Cox

#42 • C • 6-7 • 200 • Johnson City, Tenn. (Science Hill HS)

Year	GP-GS	Min	Avg	FG-A	Pct	3FG-A	Pct	FT-A	Pct	Rebs	Avg	PF-FO	Ast	TO	Bk	Stl	Pts	Avg
1970-71	9--	--	--	2-6	.333	--	--	2-3	.667	6	0.7	3-0	0	--	--	--	6	0.7

Noel Cramer

#19 • G • 6-1 • 165 • Knoxville, Tenn. (East HS)

Year	GP-GS	Min	Avg	FG-A	Pct	3FG-A	Pct	FT-A	Pct	Rebs	Avg	PF-FO	Ast	TO	Bk	Stl	Pts	Avg
1961-62	2-1	--	--	0-2	.000	--	--	0-0	.000	1	0.5	1-0	--	--	--	--	0	0.0

Peter Crean

#20 • G • 6-2 • 175 • Rockville Centre, N.Y. (St. Agnes Cathedral HS)

Year	GP-GS	Min	Avg	FG-A	Pct	3FG-A	Pct	FT-A	Pct	Rebs	Avg	PF-FO	Ast	TO	Bk	Stl	Pts	Avg
1974-75	7-1	--	--	0-1	.000	--	--	2-3	.667	5	0.7	4-0	1	--	--	--	2	0.3

Duke Crews

#32 • F • 6-7 • 233 • Hampton, Va. (Bethel HS)

Year	GP-GS	Min	Avg	FG-A	Pct	3FG-A	Pct	FT-A	Pct	Rebs	Avg	PF-FO	Ast	TO	Bk	Stl	Pts	Avg
2006-07	35-18	69.5	19.8	115-222	.518	0-0	.000	64-111	.577	177	5.1	94-2	21	56	32	22	294	8.4
2007-08	26-2	38.4	14.8	52-103	.505	0-0	.000	37-55	.673	103	4.0	64-1	16	24	10	11	141	5.4
Totals	61-20	107.7	17.7	167-325	.514	0-0	.000	101-166	.608	280	4.6	158-3	37	80	42	33	435	7.1

Bobby Croft

#40 • C • 6-10 • 220 • Hamilton, Ontario (Hill Park HS)

Year	GP-GS	Min	Avg	FG-A	Pct	3FG-A	Pct	FT-A	Pct	Rebs	Avg	PF-FO	Ast	TO	Bk	Stl	Pts	Avg
1967-68	26--	--	--	89-171	.520	--	--	38-57	.667	137	5.3	75-3	--	--	--	--	216	8.3
1968-69	28--	--	--	166-297	.559	--	--	94-142	.662	250	8.9	90-2	5	--	--	--	426	15.2
1969-70	25--	--	--	166-332	.500	--	--	97-147	.660	241	9.6	86-3	9	--	--	--	429	17.2
Totals	79--	--	--	421-800	.526	--	--	229-346	.662	628	7.9	251-8	14	--	--	--	1071	13.6

Jimmy Crone

#4 • G • 5-10 • 145 • Connersville, Ind. (Connersville HS)

Year	GP-GS	Min	Avg	FG-A	Pct	3FG-A	Pct	FT-A	Pct	Rebs	Avg	PF-FO	Ast	TO	Bk	Stl	Pts	Avg
1963-64	19--	--	--	2-5	.400	--	--	9-11	.818	0	0.0	0-0	0	--	--	--	13	0.7

Terry Crosby

#30/#25 • G/F • 6-4 • 195 • Toledo, Ohio (De Villbiss HS)

Year	GP-GS	Min	Avg	FG-A	Pct	3FG-A	Pct	FT-A	Pct	Rebs	Avg	PF-FO	Ast	TO	Bk	Stl	Pts	Avg
1975-76	23--	--	--	33-96	.344	--	--	3-12	.250	38	1.7	43-0	14	--	--	--	69	3.0
1976-77	26--	--	--	44-93	.473	--	--	14-20	.700	30	1.2	20-0	25	--	--	--	102	3.9
1977-78	25--	--	--	198-407	.486	--	--	79-106	.745	135	5.4	76-6	60	87	2	35	475	19.0
1978-79	32--	116.2	36.3	198-359	.552	--	--	54-73	.740	130	4.1	82-2	101	58	13	53	450	14.1
Totals	106--	116.2	--	473-955	.495	--	--	150-211	.711	333	3.1	221-6	200	145	15	88	1096	10.3

Brandon Crump

#4 • F • 6-10 • 250 • Houston, Texas (Klein HS)

Year	GP-GS	Min	Avg	FG-A	Pct	3FG-A	Pct	FT-A	Pct	Rebs	Avg	PF-FO	Ast	TO	Bk	Stl	Pts	Avg
2001-02	30-19	64.8	21.6	85-143	.594	1-2	.500	43-78	.551	126	4.2	80-4	28	34	17	13	214	7.1
2002-03	29-27	7.81	26.9	127-225	.564	0-0	.000	64-85	.753	171	5.9	76-1	33	66	30	22	318	11.0
2003-04	29-29	9.09	31.3	158-279	.566	8-25	.320	105-155	.677	198	6.8	73-0	35	60	37	23	429	14.8
2004-05	27-25	71.2	26.4	124-224	.554	10-19	.526	48-70	.640	157	5.8	75-2	22	55	23	18	306	11.3
Totals	115-100	30.50	26.5	494-871	.567	19-46	.413	260-393	.662	652	5.7	304-7	118	215	107	76	1267	11.0

Kyle "Buddy" Cruze

#23 • F • 6-3 • 195 • Knoxville, Tenn. (East HS)

Year	GP-GS	Min	Avg	FG-A	Pct	3FG-A	Pct	FT-A	Pct	Rebs	Avg	PF-FO	Ast	TO	Bk	Stl	Pts	Avg
1953-54	18--	--	--	37-154	.240	--	--	42-83	.506	85	4.7	57--	--	--	--	--	116	6.4

Michael Curry

#30 • C • 6-9 • 240 • Decatur, Ga. (Columbia HS)

Year	GP-GS	Min	Avg	FG-A	Pct	3FG-A	Pct	FT-A	Pct	Rebs	Avg	PF-FO	Ast	TO	Bk	Stl	Pts	Avg
1989-90	27-1	29.7	11.0	24-55	.436	0-0	.000	9-19	.474	81	3.0	38-1	6	16	13	3	57	2.1
1990-91	28-5	36.1	12.9	20-58	.345	0-0	.000	17-29	.586	79	2.8	69-1	3	14	24	8	57	2.0
1991-92	32-27	54.1	16.9	34-75	.453	0-0	.000	16-29	.552	108	3.4	87-2	20	27	25	20	84	2.6
Totals	87-33	119.9	13.8	78-188	.415	0-0	.000	42-77	.545	268	3.1	194-4	29	57	62	31	198	2.3

32

Anderson, Glen - 1958*
Houston, John - 1960
Wilson, Tommy - 1961*, 62*
Sandford, Rob - 1963
Robbins, Austin "Red" - 1965, 66
Croft, Bobby - 1968*
Kinard, Rudy - 1969, 70
Johnson, Reggie - 1977, 78, 79, 80
Coogler, Jim - 1981
Naler, Kirk - 1982, 83, 84, 85
Milson, Daryl - 1991, 92, 93
Jackson, Cornelius - 1997
Baker, Del - 1998, 99, 2000, 02
Watson, C.J. - 2003, 04, 05, 06
Crews, Duke - 2007, 08
Hopson, Scotty - 2009, 10, 11
Edwards, D'Montre - 2013, 14

33

Thomas, Jack - 1948
Anderson, Glen - 1958*
Wilson, Tommy - 1962*, 63*
French, Phil - 1963*
Young, Bill - 1967
Croft, Bobby - 1968*
Moody, Dan - 1973
Federmann, Dan - 1981, 82, 83, 84
Tiller, Wayne - 1985
Griffin, Mark - 198



40

Jones, Hugh - 1948
 Campbell, Glenn - 1959, 60, 61
 Parker, Jerry - 1962*
 Disney, Mike - 1963
 Petty, Malcolm "Mac" - 1966*, 67*, 68*
 Croft, Bobby - 1969*, 70*
 Gill, Steve - 1976, 77
 Wood, Howard - 1978
 Burton, Willie - 1981, 82, 83, 84
 Thompson, Shaun - 1989, 90
 Allen, Corey - 1992, 93
 Harris, Torrey - 1996, 97, 98, 99
 Daniels-Mulholland, Rick - 2007, 08

Rick Daniels-Mulholland

#40 • F • 6-5 • 250 • Oak Ridge, Tenn. (Oak Ridge HS)

Year	GP-GS	Min	Avg	FG-A	Pct	3FG-A	Pct	FT-A	Pct	Rebs	Avg	PF-FO	Ast	TO	Blk	Stl	Pts	Avg
2006-07	3-0	3	1.0	0-0	0.000	0-0	0.000	0-0	0.000	0	0.0	0-0	0	0	0	0	0	0.0
2007-08	7-0	10	1.4	1-2	5.000	0-0	0.000	1-2	5.000	5	0.7	0-0	0	0	0	0	3	0.4
Totals	10-0	13	1.3	1-2	5.000	0-0	0.000	1-2	5.000	5	0.5	0-0	0	0	0	0	3	0.3

Johnny Darden

#24 • G • 5-10 • 150 • Springfield, Tenn. (Springfield HS)

Year	GP-GS	Min	Avg	FG-A	Pct	3FG-A	Pct	FT-A	Pct	Rebs	Avg	PF-FO	Ast	TO	Blk	Stl	Pts	Avg
1975-76	27--	--	--	49-101	485	--	--	40-56	.714	61	2.3	55-0	164	--	--	--	138	5.1
1976-77	27--	--	--	62-135	459	--	--	28-39	.718	59	2.2	42-0	221	--	--	--	152	5.6
1977-78	23--	--	--	102-215	474	--	--	38-58	.655	50	2.2	71-5	192	100	5	29	242	10.5
1978-79	32--	650	20.3	53-116	457	--	--	47-62	.758	39	1.2	52-0	138	75	4	38	153	4.8
Totals	109--	650	--	266-567	469	--	--	153-215	.712	209	1.9	220-5	715	175	9	67	685	6.3

A.J. Davis

#21 • G/F • 6-9 • 220 • Buford, Ga. (Buford HS)

Year	GP-GS	Min	Avg	FG-A	Pct	3FG-A	Pct	FT-A	Pct	Rebs	Avg	PF-FO	Ast	TO	Blk	Stl	Pts	Avg
2013-14	25-1	234	9.4	14-35	400	3-8	375	2-9	222	39	1.6	34-1	6	9	5	5	33	13

A.W. Davis

#20 • F • 6-7 • 185 • Rutledge, Tenn. (Rutledge HS)

Year	GP-GS	Min	Avg	FG-A	Pct	3FG-A	Pct	FT-A	Pct	Rebs	Avg	PF-FO	Ast	TO	Blk	Stl	Pts	Avg
1962-63	24--	--	--	136-288	472	--	--	85-114	.746	196	8.2	51-4	--	--	--	--	357	14.9
1963-64	23--	--	--	141-296	476	--	--	116-144	.806	181	7.9	58-1	--	--	--	--	398	17.3
1964-65	24--	--	--	170-391	435	--	--	130-153	.850	197	8.2	65-3	--	--	--	--	470	19.6
Totals	71--	--	--	447-975	458	--	--	331-411	.805	574	8.1	174-8	--	--	--	--	1225	17.3

Chris Davis

#10 • G • 5-11 • 164 • Richmond Hill, Ga. (Richmond Hill HS)

Year	GP-GS	Min	Avg	FG-A	Pct	3FG-A	Pct	FT-A	Pct	Rebs	Avg	PF-FO	Ast	TO	Blk	Stl	Pts	Avg
1986-87	16-0	56	3.5	3-17	.176	3-11	.273	--	--	3	0.2	8-0	3	4	0	3	9	0.6
1987-88	9-0	23	2.6	1-5	.200	0-3	0.000	1-2	.500	5	0.6	4-0	4	7	0	3	3	0.3
Totals	25-0	79	3.2	4-22	.182	3-14	.214	1-2	.500	8	0.3	12-0	7	11	0	6	12	0.5

Dick Davis

#14 • F • 6-1 • 160 • Bluefield, W.Va.

Year	GP-GS	Min	Avg	FG-A	Pct	3FG-A	Pct	FT-A	Pct	Rebs	Avg	PF-FO	Ast	TO	Blk	Stl	Pts	Avg
1950-51	2-1	--	--	1-2	.500	--	--	0-0	.000	--	--	2--	--	--	--	--	2	1.0

Vegas Davis

#34 • G • 6-3 • 215 • Parker, Ariz. (Parker HS)

Year	GP-GS	Min	Avg	FG-A	Pct	3FG-A	Pct	FT-A	Pct	Rebs	Avg	PF-FO	Ast	TO	Blk	Stl	Pts	Avg
1996-97	20-3	203	10.2	18-50	360	3-13	231	16-29	552	31	1.6	29-0	12	23	2	6	55	2.8
1997-98	18-9	355	19.7	40-94	426	20-46	435	12-22	545	55	3.1	38-0	27	26	9	22	112	6.2
1998-99	26-0	166	6.4	12-42	286	7-23	304	15-18	833	29	1.1	15-0	2	5	6	5	46	1.8
1999-00	23-0	138	6.0	10-36	278	3-16	188	4-10	400	29	1.3	5-0	11	6	3	6	27	1.2
Totals	87-12	862	9.9	80-222	360	33-98	337	47-79	595	144	1.7	87-0	52	60	20	39	240	2.8

Eddie DeBro

#11 • G • 5-11 • 190 • Smyrna, Tenn. (Smyrna HS)

Year	GP-GS	Min	Avg	FG-A	Pct	3FG-A	Pct	FT-A	Pct	Rebs	Avg	PF-FO	Ast	TO	Blk	Stl	Pts	Avg
2004-05	3-0	7	2.3	0-1	.000	0-0	0.000	1-2	.500	0	0.0	2-0	0	1	1	0	1	0.3
2005-06	11-0	33	3.0	2-5	.400	0-1	0.000	0-0	0.000	8	0.7	4-0	3	2	0	1	4	0.4
Totals	15-0	40	2.7	2-6	.333	0-1	0.000	1-2	.500	8	0.5	6-0	3	3	1	1	5	0.3

Elliott DeVoe

#42 • F • 6-6 • 180 • Annapolis, Md. (Annapolis HS)

Year	GP-GS	Min	Avg	FG-A	Pct	3FG-A	Pct	FT-A	Pct	Rebs	Avg	PF-FO	Ast	TO	Blk	Stl	Pts	Avg
2004-05	1-0	0	0.0	0-0	0.000	0-0	0.000	0-0	0.000	0	0.0	0-0	0	0	0	0	0	0.0

Craig Diegel

#52 • F • 6-6 • 175 • Knoxville, Tenn. (Central HS)

Year	GP-GS	Min	Avg	FG-A	Pct	3FG-A	Pct	FT-A	Pct	Rebs	Avg	PF-FO	Ast	TO	Blk	Stl	Pts	Avg
1978-79	2--	5	2.5	3-4	.750	--	--	0-0	.000	2	1.0	0-0	0	0	0	0	6	3.0
1979-80	2-0	3	1.5	1-2	.500	--	--	0-0	.000	2	1.0	0-0	0	0	0	0	2	1.0
1980-81	4-0	4	1.0	0-2	.000	--	--	0-0	.000	1	0.3	0-0	0	0	0	0	0	0.0
Totals	8-0	12	1.5	4-8	.500	--	--	0-0	.000	5	0.6	0-0	0	0	0	0	8	1.0

Mike Disney

#40 • C • 6-7 • 200 • Greenback, Tenn. (Greenback HS)

Year	GP-GS	Min	Avg	FG-A	Pct	3FG-A	Pct	FT-A	Pct	Rebs	Avg	PF-FO	Ast	TO	Blk	Stl	Pts	Avg
1962-63	12-1	--	--	2-5	.400	--	--	0-1	.000	4	0.3	4-0	--	--	--	--	4	0.3

Alico Dunk

#12 • G • 6-0 • 170 • Ayden, N.C. (Ayden-Grifton HS)

Year	GP-GS	Min	Avg	FG-A	Pct	3FG-A	Pct	FT-A	Pct	Rebs	Avg	PF-FO	Ast	TO	Blk	Stl	Pts	Avg
1994-95	27-10	587	21.7	23-70	329	2-11	182	24-43	558	51	1.9	61-3	64	46	2	25	72	2.7

J.H. Dyer

#4/#5

Year	GP-GS	Min	Avg	FG-A	Pct	3FG-A	Pct	FT-A	Pct	Rebs	Avg	PF-FO	Ast	TO	Blk	Stl	Pts	Avg
1961-62	3--	--	--	0-4	.000	--	--	0-1	.000	1	0.3	1-0	--	--	--	--	0	0.0

D'Montre Edwards

#32 • G • 6-6 • 205 • Charleston, S.C. (Brevard [Fla.] CC)

Year	GP-GS	Min	Avg	FG-A	Pct	3FG-A	Pct	FT-A	Pct	Rebs	Avg	PF-FO	Ast	TO	Blk	Stl	Pts	Avg
2012-13	16-0	123	7.7	13-40	325	5-14	354	6-11	545	30	1.9	18-0	1	5	0	2	37	2.3
2013-14	12-0	72	6.0	7-20	350	4-11	364	8-81	0.000	17	1.4	8-0	4	4	1	4	26	2.2
Totals	28-0	195	7.0	20-60	333	9-25	360	14-19	.737	47	1.7	26-0	5	9	1	6	63	2.3

Mike Edwards

#25 • G • 6-2 • 180 • Greenfield, Ind. (Greenfield HS)

Year	GP-GS	Min	Avg	FG-A	Pct	3FG-A	Pct	FT-A	Pct	Rebs	Avg	PF-FO	Ast	TO	Blk	Stl	Pts	Avg
1970-71	28--	--	--	205-460	446	--	--	67-87	.770	115	4.1	67-1	23	--	--	--	477	17.0
1971-72	25--	--	--	191-458	417	--	--	103-119	.866	96	3.8	71-1	21	--	--	--	485	19.4
1972-73	24--	--	--	176-347	507	--	--	29-38	.763	65	2.7	56-2	28	--	--	--	381	15.9
Totals	77--	--	--	572-1265	452	--	--	199-244	.816	276	3.6	194-4	72	--	--	--	1343	17.4

Joe Eldridge

#19 • F • 6-3 • 185 • Knoxville, Tenn.

ALL-TIME PLAYER STATS

Sid Elliott

#52 • C • 6-7 • 200 • Mullens, W.Va. (Mullens HS)																		
Year	GP-GS	Min	Avg	FG-A	Pct	3FG-A	Pct	FT-A	Pct	Rebs	Avg	PF-FO	Ast	TO	Bk	Stl	Pts	Avg
1961-62	22-	--	--	84-242	.347	--	--	37-62	.597	228	10.4	76-6	--	--	--	--	205	9.3
1962-63	24-	--	--	85-196	.434	--	--	73-98	.745	187	7.8	80-7	--	--	--	--	243	10.1
1963-64	24-	--	--	59-161	.366	--	--	38-52	.731	187	7.8	78-3	--	--	--	--	156	6.5
Totals	70--	--	--	228-599	.381	--	--	148-212	.698	602	8.6	234-16	--	--	--	--	604	8.6

Dale Ellis

#41/#14 • F • 6-7 • 205 • Marietta, Ga. (Marietta HS)																		
Year	GP-GS	Min	Avg	FG-A	Pct	3FG-A	Pct	FT-A	Pct	Rebs	Avg	PF-FO	Ast	TO	Bk	Stl	Pts	Avg
1979-80	27-6	5/3	21.2	81-182	.445	--	--	31-40	.775	96	3.6	44-1	34	34	13	21	193	7.1
1980-81	29-28	10/57	36.4	215-360	.597	--	--	83-111	.748	185	6.4	84-2	21	54	11	34	513	17.7
1981-82	30-30	11/34	37.8	257-393	.654	--	--	121-152	.796	189	6.3	91-5	22	90	4	47	635	21.2
1982-83	32-32	11/79	36.8	279-464	.601	--	--	166-221	.751	209	6.5	102-4	32	74	4	52	724	22.6
Totals	118-96	39/43	33.4	832-1399	.595	--	--	401-524	.765	679	5.8	321-12	109	252	32	154	2065	17.5

Jimmy England

#22 • G • 6-1 • 170 • Knoxville, Tenn. (Holston HS)																		
Year	GP-GS	Min	Avg	FG-A	Pct	3FG-A	Pct	FT-A	Pct	Rebs	Avg	PF-FO	Ast	TO	Bk	Stl	Pts	Avg
1968-69	28--	--	--	150-321	.467	--	--	45-51	.882	77	2.8	59-0	28	--	--	--	345	12.3
1969-70	25--	--	--	177-439	.403	--	--	131-146	.897	121	4.8	55-0	63	--	--	--	485	19.4
1970-71	28--	--	--	217-449	.483	--	--	143-165	.867	111	4.0	62-0	146	--	--	--	577	20.6
Totals	81--	--	--	544-1209	.450	--	--	319-362	.881	309	3.8	176-0	237	--	--	--	1407	17.4

Walter Evans

#24 • C • 6-5 • 250 • Morristown, Tenn. (West HS)																		
Year	GP-GS	Min	Avg	FG-A	Pct	3FG-A	Pct	FT-A	Pct	Rebs	Avg	PF-FO	Ast	TO	Bk	Stl	Pts	Avg
1981-82	13-0	61	4.7	6-9	.667	--	--	2-12	.167	14	1.1	19-1	0	2	1	2	14	1.1
1982-83	4-0	26	6.5	1-5	.200	--	--	2-2	1.00	1	0.3	7-0	1	4	0	0	4	1.0
Totals	17-0	87	5.1	7-14	.500	--	--	4-14	.286	15	0.9	26-1	1	6	1	2	18	1.1

Dennis Falls

#24 • F • 6-3 • 170 • Savannah, Tenn. (Savannah HS)																		
Year	GP-GS	Min	Avg	FG-A	Pct	3FG-A	Pct	FT-A	Pct	Rebs	Avg	PF-FO	Ast	TO	Bk	Stl	Pts	Avg
1962-63	10--	--	--	4-5	.800	--	--	2-2	1.00	2	0.2	0-0	--	--	--	--	10	1.0

C.J. Fayton

#31 • G • 6-2 • 190 • Virginia Beach, Va. (Princess Anne HS)																		
Year	GP-GS	Min	Avg	FG-A	Pct	3FG-A	Pct	FT-A	Pct	Rebs	Avg	PF-FO	Ast	TO	Bk	Stl	Pts	Avg
2001-02	3-0	9	3.0	2-3	.667	0-1	0.00	0-0	0.00	2	0.7	0-0	0	4	0	1	4	1.3

Dan Federmann

#33 • C • 6-10 • 235 • Cincinnati, Ohio (Elder HS)																		
Year	GP-GS	Min	Avg	FG-A	Pct	3FG-A	Pct	FT-A	Pct	Rebs	Avg	PF-FO	Ast	TO	Bk	Stl	Pts	Avg
1980-81	27-2	275	10.2	38-81	.469	--	--	37-45	.822	94	3.5	61-3	1	17	8	5	113	4.2
1981-82	30-1	440	14.7	52-109	.477	--	--	32-54	.593	88	2.9	78-3	13	22	5	3	136	4.5
1982-83	32-24	614	19.2	94-189	.497	--	--	38-62	.613	124	3.9	75-2	12	29	5	20	226	7.1
1983-84	35-14	629	18.0	108-234	.462	--	--	64-112	.571	164	4.7	95-2	8	40	10	280	8.0	
Totals	124-41	1958	15.8	292-613	.476	--	--	171-273	.626	470	3.8	309-10	34	108	36	38	755	6.1

Micquan Ferguson

#2 • G • 5-9 • 195 • Nashville, Tenn. (Stratford HS/Aquinas HS)																		
Year	GP-GS	Min	Avg	FG-A	Pct	3FG-A	Pct	FT-A	Pct	Rebs	Avg	PF-FO	Ast	TO	Bk	Stl	Pts	Avg
2001-02	4-0	6	1.5	0-0	.000	0-0	0.00	2-2	1.00	0	0.0	0-0	0	1	0	0	2	0.5

John Fields

#25 • C • 6-9 • 222 • Fayetteville, N.C. (Jack Britt HS/UNC Wilmington)																		
Year	GP-GS	Min	Avg	FG-A	Pct	3FG-A	Pct	FT-A	Pct	Rebs	Avg	PF-FO	Ast	TO	Bk	Stl	Pts	Avg
2010-11	34-18	394	11.6	37-63	.587	0-0	0.00	13-28	.464	101	3.0	71-3	6	18	41	10	87	2.6

Jerry Finestone

#23 • G • 6-0 • 160 • Forest Hills, N.Y. (Forest Hills HS)																		
Year	GP-GS	Min	Avg	FG-A	Pct	3FG-A	Pct	FT-A	Pct	Rebs	Avg	PF-FO	Ast	TO	Bk	Stl	Pts	Avg
1974-75	11-1	--	--	3-12	.250	--	--	2-3	.667	6	0.5	5-0	7	--	--	--	8	0.7
1975-76	7-1	--	--	1-6	.167	--	--	1-3	.333	5	0.7	0-0	2	--	--	--	3	0.4
1976-77	10-1	--	--	1-1	.100	--	--	2-3	.667	3	0.3	3-0	12	--	--	--	4	0.4
Totals	28-1	--	--	5-19	.263	--	--	5-9	.556	14	0.5	8-0	21	--	--	--	15	0.5

Jim Finley

#10 • G • 6-0 • 155 • Fayette, Ala. (Fayette County HS)																		
Year	GP-GS	Min	Avg	FG-A	Pct	3FG-A	Pct	FT-A	Pct	Rebs	Avg	PF-FO	Ast	TO	Bk	Stl	Pts	Avg
1961-62	8--	--	--	1-6	.167	--	--	2-4	.500	2	0.3	2-0	--	--	--	--	4	0.5
1962-63	8--	--	--	1-2	.500	--	--	0-0	0.00	2	0.3	6-0	--	--	--	--	2	0.3
1963-64	10--	--	--	4-7	.571	--	--	1-4	.250	4	0.4	4-0	--	--	--	--	9	0.9
Totals	26--	--	--	6-15	.400	--	--	3-8	.375	8	0.3	12-0	--	--	--	--	15	0.6

Dick Fisher

#30 • C • 6-5 • 190 • Jackson, Tenn. (South Side HS)																		
Year	GP-GS	Min	Avg	FG-A	Pct	3FG-A	Pct	FT-A	Pct	Rebs	Avg	PF-FO	Ast	TO	Bk	Stl	Pts	Avg
1958-59	4-1	--	--	2-4	.500	--	--	0-1	0.00	2	0.5	3-0	--	--	--	--	4	1.0
1959-60	21--	--	--	51-113	.451	--	--	33-47	.702	114	5.4	59-4	--	--	--	--	135	6.4
1960-61	25--	--	--	100-236	.424	--	--	45-68	.662	212	8.5	90-9	--	--	--	--	245	9.8
Totals	50--	--	--	153-353	.433	--	--	78-116	.672	328	6.6	152-13	--	--	--	--	384	7.7

Jim Flynn

#10 • F • 6-0 • 170 • Jeffersonville, Ind.																		
Year	GP-GS	Min	Avg	FG-A	Pct	3FG-A	Pct	FT-A	Pct	Rebs	Avg	PF-FO	Ast	TO	Bk	Stl	Pts	Avg
1947-48	10--	--	--	4-13	.308	--	--	0-2	.000	--	--	2--	--	--	--	--	8	0.8
1948-49	7--	--	--	1-7	.143	--	--	2-4	.500	--	--	3--	--	--	--	--	4	0.6
1950-51	8--	--	--	8-33	.242	--	--	6-8	.750	--	--	7--	--	--	--	--	22	2.8
Totals	25--	--	--	13-53	.245	--	--	8-14	.571	--	--	12--	--	--	--	--	34	1.4

Phil French

#34 • G • 5-10 • 140 • Maryville, Tenn. (Alcoa HS)																		
Year	GP-GS	Min	Avg	FG-A	Pct	3FG-A	Pct	FT-A	Pct	Rebs	Avg	PF-FO	Ast	TO	Bk	Stl	Pts	Avg
1962-63	4--	--	--	0-2	.000	--	--	0-0	0.00	0	0.0	0-0	--	--	--	--	0	0.0

Bob Garrison

#24																		
Year	GP-GS	Min	Avg	FG-A	Pct	3FG-A	Pct	FT-A	Pct	Rebs	Avg	PF-FO	Ast	TO	Bk	Stl	Pts	Avg
1950-51	22--	--	--	116-425	.273	--	--	59-113	.522	--	--	72--	--	--	--	--	291	13.2

47

Hampton - 1948

48

Hawkins, Marshall - 1948

50

Scott, Charles - 1957, 58, 59
Brintnall, Phil - 1962*
Wilson, Tommy - 1963*
Bayne, Howard - 1964, 65, 66
Bell, David - 1967, 68
Chancey, Steve - 1972
Brykalski, Bob - 1975, 76
Roth, Doug - 1986, 87, 88, 89
Sheffield, Shun - 1992, 93, 94

51

Wallace, Bill - 1961*
Brintnall, Phil - 1962*
Wilson, Tommy - 1963*
Tomlinson, Wayne - 1972, 73, 74
Wunderlich, Robert - 1978
Lockhart, Ian - 1987, 88, 89, 90

52

Elliott, Sid - 1962, 63, 64
Mansfield, Larry - 1968
Johnson, Don - 1969, 70, 71
Diegel, Craig - 1979, 80, 81
McRae, Jordan - 2012, 13, 14

53 (RETIRED)

Widby, Ron - 1965, 66, 67
Seale, Bill - 1973, 74
King, Bernard - 1975, 76, 77
Ray, Steve - 1979, 80, 81, 82



Henry Garrison

#52 • F • 6-3 • 190 • Manchester, Ky. (Clay County HS)

Year	GP-GS	Min	Avg	FG-A	Pct	3FG-A	Pct	FT-A	Pct	Rebs	Avg	PF-FO	Ast	TO	Blk	Stl	Pts	Avg
1957-58	9--	--	--	5-18	.278	--	--	2-5	.400	22	2.4	4-0	--	--	--	--	12	1.3
1958-59	8--	--	--	2-3	.667	--	--	2-3	.667	2	0.3	3-0	--	--	--	--	6	0.8
Totals	17--	--	--	7-21	.333	--	--	4-8	.500	24	1.4	7-0	--	--	--	--	18	1.1

Daniel Garrott

#15 • G • 5-11 • 160 • Memphis, Tenn. (Memphis ECS)

Year	GP-GS	Min	Avg	FG-A	Pct	3FG-A	Pct	FT-A	Pct	Rebs	Avg	PF-FO	Ast	TO	Blk	Stl	Pts	Avg
1992-93	3-0	4	1.3	2-3	.667	0-1	0.000	0-0	0.000	0	0.0	0-0	2	1	0	0	4	1.3

Pee-Wee Gash

#12 • G • 5-7 • 150 • Asheville, N.C. (Asheville HS)

Year	GP-GS	Min	Avg	FG-A	Pct	3FG-A	Pct	FT-A	Pct	Rebs	Avg	PF-FO	Ast	TO	Blk	Stl	Pts	Avg
2002-03	5-0	10	2.0	0-4	0.000	0-3	0.000	0-0	0.000	1	0.2	0-0	0	1	0	1	0	0.0
2003-04	7-0	8	1.1	1-5	.200	0-3	0.000	0-0	0.000	0	0.0	3-0	2	0	0	0	2	0.3
2004-05	5-0	19	3.8	2-7	.286	1-5	0.200	0-0	0.000	2	0.4	3-0	3	3	0	0	5	1.0
Totals	17-0	37	2.2	3-16	.188	1-11	.091	0-0	0.000	3	0.2	6-0	5	4	0	1	7	0.4

Bob Gentry

#11 • F • 6-3 • 180 • Knoxville, Tenn. (Catholic HS)

Year	GP-GS	Min	Avg	FG-A	Pct	3FG-A	Pct	FT-A	Pct	Rebs	Avg	PF-FO	Ast	TO	Blk	Stl	Pts	Avg
1955-56	21--	--	--	14-64	.219	--	--	13-30	.433	59	2.8	29--	--	--	--	--	41	2.0
1956-57	7--	--	--	2-10	.200	--	--	1-8	.125	16	2.3	4--	--	--	--	--	5	0.7
Totals	28--	--	--	16-74	.216	--	--	14-38	.368	75	2.7	33--	--	--	--	--	46	1.6

Paul Gentry

#20

Year	GP-GS	Min	Avg	FG-A	Pct	3FG-A	Pct	FT-A	Pct	Rebs	Avg	PF-FO	Ast	TO	Blk	Stl	Pts	Avg
1950-51	20-1	--	--	46-157	.293	--	--	42-60	.700	--	--	36--	--	--	--	--	134	6.7

Jim Gill

#11 • F • 6-3 • 165 • Knoxville, Tenn. (Farragut HS)

Year	GP-GS	Min	Avg	FG-A	Pct	3FG-A	Pct	FT-A	Pct	Rebs	Avg	PF-FO	Ast	TO	Blk	Stl	Pts	Avg
1978-79	1--	1	1.0	0-2	0.000	--	--	0-0	0.000	2	2.0	0-0	0	0	0	0	0	0.0
1979-80	1-0	1	1.0	0-0	0.000	--	--	2-2	1.000	0	0.0	0-0	0	0	0	0	2	2.0
Totals	2-0	2	1.0	0-2	0.000	--	--	2-2	1.000	2	1.0	0-0	0	0	0	0	2	1.0

Steve Gill

#40 • F • 6-4 • 180 • Knoxville, Tenn. (Farragut HS)

Year	GP-GS	Min	Avg	FG-A	Pct	3FG-A	Pct	FT-A	Pct	Rebs	Avg	PF-FO	Ast	TO	Blk	Stl	Pts	Avg
1975-76	2--	--	--	0-0	0.000	--	--	0-0	0.000	0	0.0	0-0	0	--	--	--	0	0.0
1976-77	5--	--	--	2-6	.333	--	--	2-2	1.000	1	0.2	2-0	1	--	--	--	6	1.2
Totals	7--	--	--	2-6	.333	--	--	2-2	1.000	1	0.2	2-0	1	--	--	--	6	0.9

Bill Gilley

#44 • C • 6-5 • 200 • Carlisle, Ky. (Carlisle HS)

Year	GP-GS	Min	Avg	FG-A	Pct	3FG-A	Pct	FT-A	Pct	Rebs	Avg	PF-FO	Ast	TO	Blk	Stl	Pts	Avg
1958-59	6--	--	--	1-3	.333	--	--	0-2	.000	2	0.3	1-0	--	--	--	--	2	0.3
1959-60	6--	--	--	3-6	.500	--	--	5-6	.833	11	1.8	11-0	--	--	--	--	11	1.8
1960-61	15--	--	--	16-37	.432	--	--	16-30	.533	53	3.5	21-1	--	--	--	--	48	3.2
Totals	27--	--	--	20-46	.435	--	--	21-38	.553	66	2.4	33-1	--	--	--	--	61	2.3

Bob Gipe

#16 • C • 6-5 • 188 • Kingsport, Tenn. (Dobyns-Bennett HS)

Year	GP-GS	Min	Avg	FG-A	Pct	3FG-A	Pct	FT-A	Pct	Rebs	Avg	PF-FO	Ast	TO	Blk	Stl	Pts	Avg
1953-54	10--	--	--	5-17	.294	--	--	4-6	.667	14	1.4	6--	--	--	--	--	14	1.4
1954-55	15--	--	--	10-24	.417	--	--	4-9	.444	16	1.1	8--	--	--	--	--	24	1.6
1955-56	24--	--	--	47-145	.324	--	--	33-55	.600	136	5.7	71--	--	--	--	--	127	5.3
1956-57	19--	--	--	25-65	.385	--	--	27-45	.600	58	3.1	30--	--	--	--	--	77	4.1
Totals	68--	--	--	87-251	.347	--	--	68-115	.591	224	3.3	115--	--	--	--	--	242	3.6

Melvin Goins

#2 • G • 5-11 • 195 • San Diego, Calif. (Ball State Univ./Mt. San Jacinto College)

Year	GP-GS	Min	Avg	FG-A	Pct	3FG-A	Pct	FT-A	Pct	Rebs	Avg	PF-FO	Ast	TO	Blk	Stl	Pts	Avg
2009-10	31-4	496	16.0	58-150	.387	16-49	.327	33-52	.635	59	1.9	56-0	57	35	0	32	165	5.3
2010-11	33-33	899	27.2	82-218	.376	24-80	.300	74-95	.779	102	3.1	60-1	93	61	2	59	262	7.9
Totals	64-37	1395	21.8	140-368	.380	40-129	.310	107-147	.728	161	2.5	116-1	150	96	2	89	427	6.7

Terry Glenn

#14 • G • 5-10 • 145 • Charleston, S.C. (Rivers HS/Morristown JC)

Year	GP-GS	Min	Avg	FG-A	Pct	3FG-A	Pct	FT-A	Pct	Rebs	Avg	PF-FO	Ast	TO	Blk	Stl	Pts	Avg
1978-79	11--	33	3.0	8-21	.381	--	--	1-2	.500	5	0.5	2-0	5	6	0	3	17	1.5

LaMarcus Golden

#23 • F • 6-4 • 180 • Memphis, Tenn. (Treadwell HS)

Year	GP-GS	Min	Avg	FG-A	Pct	3FG-A	Pct	FT-A	Pct	Rebs	Avg	PF-FO	Ast	TO	Blk	Stl	Pts	Avg
1992-93	30-23	791	26.4	54-124	.435	13-32	.406	61-76	.803	91	3.0	53-0	136	77	4	60	182	6.1
1993-94	27-25	923	34.2	91-233	.391	28-71	.394	45-67	.672	94	3.5	58-0	155	106	3	78	255	9.4
Totals	57-48	1714	30.1	145-357	.406	41-103	.398	106-143	.741	185	3.2	111-3	291	183	7	138	437	7.7

Trae Golden

#11 • G • 6-2 • 205 • Powder Springs, Ga. (McEachern HS)

Year	GP-GS	Min	Avg	FG-A	Pct	3FG-A	Pct	FT-A	Pct	Rebs	Avg	PF-FO	Ast	TO	Blk	Stl	Pts	Avg
2010-11	31-1	411	13.3	27-92	.293	6-33	.182	33-40	.825	35	1.1	25-0	69	32	0	23	93	3.0
2011-12	34-33	1089	32.0	141-321	.439	50-129	.388	130-157	.828	102	3.0	68-1	154	98	3	27	462	13.6
2012-13	31-24	940	30.3	111-290	.383	28-95	.295	126-162	.778	89	2.9	66-1	121	63	0	8	376	12.1
Totals	96-58	2440	25.4	279-703	.397	84-257	.327	289-359	.805	226	2.4	159-2	344	193	3	58	931	9.7

Gannon Goodson

#55 • C • 6-9 • 245 • Birmingham, Ala. (Shades Valley HS)

Year	GP-GS	Min	Avg	FG-A	Pct	3FG-A	Pct	FT-A	Pct	Rebs	Avg	PF-FO	Ast	TO	Blk	Stl	Pts	Avg
1989-90	4-0	9	2.3	1-3	.333	0-0	0.000	1-2	.500	2	0.5	5-0	0	1	1	2	3	0.8
1990-91	34-19	636	18.7	49-112	.438	0-0	0.000	23-52	.442	147	4.3	89-3	10	38	6	18	121	3.6
1991-92	13-1	122	9.4	13-25	.520	0-0	0.000	8-12	.667	30	2.3	25-1	0	9	0	4	21	3.6
1992-93	25-2	174	7.0	10-30	.333	0-0	0.000	7-11	.636	25	1.0	28-0	4	13	2	1	27	1.1
1993-94	25-9	330	13.2	24-65	.369	0-1	0.000	9-16	.563	61	2.4	41-3	8	20	2	7	57	2.3
Totals	101-31	1271	12.6	97-235	.413	0-1	0.000	48-93	.516	265	2.6	188-7	22	81	11	32	242	2.4

ALL-TIME PLAYER STATS

Don Graham

#13 • F • 5-10 • 165 • Farragut, Tenn.

Year	GP-GS	Min	Avg	FG-A	Pct	3FG-A	Pct	FT-A	Pct	Rebs	Avg	PF-FO	Ast	TO	Blk	Stl	Pts	Avg
1947-48	21--	--	--	22-71	.310	--	--	9-18	.500	--	--	13--	--	--	--	--	53	2.5
1948-49	17--	--	--	22-63	.349	--	--	7-10	.700	--	--	24--	--	--	--	--	51	3.0
Totals	38--	--	--	44-134	.328	--	--	16-28	.571	--	--	37--	--	--	--	--	104	2.7

Ed Gray

#22 • G • 6-3 • 200 • Riverside, Calif. (North HS)

Year	GP-GS	Min	Avg	FG-A	Pct	3FG-A	Pct	FT-A	Pct	Rebs	Avg	PF-FO	Ast	TO	Blk	Stl	Pts	Avg
1993-94	27-27	848	31.4	149-405	.368	49-176	.278	57-81	.704	97	3.6	77-1	49	45	5	41	404	15.0

Aaron Green

#5 • G • 6-2 • 200 • Sweetwater, Tenn. (Sweetwater HS)

Year	GP-GS	Min	Avg	FG-A	Pct	3FG-A	Pct	FT-A	Pct	Rebs	Avg	PF-FO	Ast	TO	Blk	Stl	Pts	Avg
1995-96	29-2	582	20.1	61-150	.407	46-117	.393	29-43	.674	27	0.9	65-2	37	41	5	17	197	6.8
1996-97	25-7	679	27.2	45-146	.308	24-84	.286	49-64	.766	50	2.0	69-2	56	41	7	50	163	6.5
1997-98	24-1	339	14.1	30-83	.361	18-53	.340	24-35	.686	28	1.2	41-0	30	22	1	22	102	4.3
1998-99	22-1	272	12.4	21-53	.396	11-33	.333	28-46	.609	29	1.3	41-1	40	26	3	26	81	3.7
Totals	100-11	1872	18.7	157-432	.363	99-287	.345	130-188	.691	134	1.3	216-5	163	130	16	115	543	5.4

Mark Griffin

#33 • F • 6-8 • 220 • Union City, Tenn. (Union City HS)

Year	GP-GS	Min	Avg	FG-A	Pct	3FG-A	Pct	FT-A	Pct	Rebs	Avg	PF-FO	Ast	TO	Blk	Stl	Pts	Avg
1985-86	25-16	412	16.5	31-61	.508	--	--	24-34	.706	51	2.0	58-3	16	37	5	14	86	3.4
1986-87	28-0	337	12.0	25-60	.417	3-7	.429	17-26	.654	65	2.3	46-0	16	22	2	11	70	2.5
1987-88	29-9	582	20.1	43-116	.371	21-61	.344	34-44	.773	92	3.2	55-0	32	31	4	15	141	4.9
1988-89	27-26	655	24.3	70-160	.438	49-113	.434	33-45	.735	96	3.6	67-0	36	33	0	55	222	8.2
Totals	109-51	1986	18.2	169-397	.426	73-181	.403	108-149	.725	304	2.8	226-3	100	123	9	55	519	4.8

Jenis Grindstaff

#24 • G • 6-2 • 190 • Spruce Pine, N.C. (McDowell HS/Virginia Tech)

Year	GP-GS	Min	Avg	FG-A	Pct	3FG-A	Pct	FT-A	Pct	Rebs	Avg	PF-FO	Ast	TO	Blk	Stl	Pts	Avg
1999-00	1-1	14	14.0	1-9	.111	0-4	.000	0-1	.000	2	2.0	2-0	3	1	0	3	2	2.0
2000-01	32-1	374	11.7	31-99	.313	12-47	.255	26-34	.765	45	1.4	49-0	54	34	1	19	100	3.1
2001-02	29-14	616	21.2	60-137	.438	15-48	.313	49-60	.817	76	2.6	62-1	86	76	3	28	184	6.3
Totals	62-16	1004	16.2	92-245	.376	27-99	.273	75-95	.789	123	2.0	113-1	143	111	4	50	286	4.6

Carlus Groves

#33 • F • 6-7 • 245 • Cross Plains, Tenn. (East Robertson HS)

Year	GP-GS	Min	Avg	FG-A	Pct	3FG-A	Pct	FT-A	Pct	Rebs	Avg	PF-FO	Ast	TO	Blk	Stl	Pts	Avg
1989-90	28-1	475	17.0	75-134	.560	0-2	.000	36-60	.600	116	4.1	77-4	16	40	4	16	186	6.6
1990-91	32-18	718	22.4	136-249	.546	0-0	.000	74-117	.632	148	4.6	111-7	14	70	20	22	346	10.8
1991-92	26-9	654	25.2	150-278	.540	3-9	.333	78-140	.557	124	4.8	85-2	18	53	13	24	381	14.7
Totals	86-28	1847	21.5	361-661	.546	3-11	.273	188-317	.593	388	4.5	273-13	48	163	37	62	913	10.6

Ernie Grunfeld

#22 • F • 6-6 • 215 • Forest Hills, N.Y. (Forest Hills HS)

Year	GP-GS	Min	Avg	FG-A	Pct	3FG-A	Pct	FT-A	Pct	Rebs	Avg	PF-FO	Ast	TO	Blk	Stl	Pts	Avg
1973-74	26--	--	--	180-363	.496	--	--	93-128	.727	188	7.2	80-2	61	--	--	--	453	17.4
1974-75	20--	--	--	184-401	.459	--	--	107-132	.811	128	6.4	62-2	51	--	--	--	475	23.8
1975-76	27--	--	--	255-485	.526	--	--	173-214	.808	172	6.4	73-1	57	--	--	--	683	25.3
1976-77	28--	--	--	248-463	.536	--	--	142-179	.793	176	6.3	87-5	77	--	--	--	638	22.8
Totals	101--	--	--	867-1712	.506	--	--	515-653	.789	664	6.6	302-10	246	--	--	--	2249	22.3

Bobby Jack Guinn

#11 • G • 6-1 • 170 • Kingston, Tenn. (Roane County HS)

Year	GP-GS	Min	Avg	FG-A	Pct	3FG-A	Pct	FT-A	Pct	Rebs	Avg	PF-FO	Ast	TO	Blk	Stl	Pts	Avg
1965-66	18--	--	--	27-63	.429	--	--	11-17	.647	33	1.8	17-0	--	--	--	--	65	3.6
1966-67	18--	--	--	19-34	.559	--	--	7-10	.700	15	0.8	13-0	--	--	--	--	45	2.5
Totals	36--	--	--	46-97	.474	--	--	18-27	.667	48	1.3	30-0	--	--	--	--	110	3.1

Marcus Haislip

#12 • F • 6-10 • 230 • Lewisburg, Tenn. (Marshall County HS)

Year	GP-GS	Min	Avg	FG-A	Pct	3FG-A	Pct	FT-A	Pct	Rebs	Avg	PF-FO	Ast	TO	Blk	Stl	Pts	Avg
1999-00	31-0	251	8.1	52-88	.591	9-17	.529	22-39	.564	57	1.8	41-1	0	21	21	8	135	4.4
2000-01	33-1	435	13.2	63-122	.516	14-39	.359	53-70	.757	83	2.5	89-3	17	22	51	9	193	5.8
2001-02	25-24	838	33.5	161-311	.518	15-46	.326	80-111	.721	167	6.7	86-4	24	51	44	11	417	16.7
Totals	89-25	1524	17.1	276-521	.530	38-102	.373	155-220	.705	307	3.4	216-8	41	94	116	28	745	8.4

Bill Hall

#13 • G • 6-0 • 165 • Knoxville, Tenn. (Knoxville HS)

Year	GP-GS	Min	Avg	FG-A	Pct	3FG-A	Pct	FT-A	Pct	Rebs	Avg	PF-FO	Ast	TO	Blk	Stl	Pts	Avg
1952-53	21--	--	--	54-193	.280	--	--	55-91	.604	97	4.6	--	--	--	--	--	163	7.8
1953-54	23--	--	--	43-154	.279	--	--	38-69	.551	96	4.2	58--	--	--	--	--	124	5.4
1954-55	22--	--	--	29-85	.341	--	--	20-34	.588	74	3.4	48--	--	--	--	--	78	3.5
Totals	66--	--	--	126-432	.292	--	--	113-194	.582	267	4.0	106--	--	--	--	--	365	5.5

Kenny Hall

#20 • F • 6-9 • 230 • Stone Mountain, Ga. (Redan HS)

Year	GP-GS	Min	Avg	FG-A	Pct	3FG-A	Pct	FT-A	Pct	Rebs	Avg	PF-FO	Ast	TO	Blk	Stl	Pts	Avg
2009-10	35-3	435	12.4	52-90	.578	0-1	.000	23-42	.548	104	3.0	69-2	7	29	18	8	127	3.6
2010-11	25-1	176	7.0	19-36	.528	0-1	.000	12-21	.571	46	1.8	36-1	3	15	4	1	50	2.0
2011-12	25-16	506	20.2	61-113	.540	0-0	.000	32-49	.653	113	4.5	71-1	9	32	25	10	154	6.2
2012-13	31-21	600	19.4	66-122	.541	0-4	.000	43-61	.705	127	4.1	67-1	11	38	13	6	175	5.6
Totals	116-41	1717	14.8	198-361	.548	0-6	.000	110-173	.636	390	3.4	243-5	30	114	60	25	506	4.4

Steve Hamer

#21 • C • 7-0 • 245 • Grand Junction, Tenn. (Middleton HS)

Year	GP-GS	Min	Avg	FG-A	Pct	3FG-A	Pct	FT-A	Pct	Rebs	Avg	PF-FO	Ast	TO	Blk	Stl	Pts	Avg
1992-93	26-19	553	21.3	74-136	.544	0-0	.000	33-52	.635	119	4.6	65-2	7	25	24	8	181	7.0
1993-94	24-19	620	25.8	119-206	.578	3-13	.000	93-116	.802	139	5.8	59-2	20	43	24	12	334	13.9
1994-95	25-24	773	30.9	138-261	.529	0-0	.000	98-153	.641	220	8.8	66-2	14	65	35	6	374	15.0
1995-96	29-29	956	33.0	187-325	.575	0-0	.000	155-252	.615	272	9.4	84-3	30	84	39	11	529	18.2
Totals	104-91	2902	27.9	518-928	.558	3-13	.000	379-573	.661	750	7.2	274-9	71	217	122	37	1418	13.6

Hampton

Bill Hann #14 • G • 6-3 • 185 • Cleveland, Ohio (Rhodes HS)

Year	GP-GS	Min	Avg	FG-A	Pct	3FG-A	Pct	FT-A	Pct	Rebs	Avg	PF-FO	Ast	TO	Blk	Stl	Pts	Avg
1966-67	26--	--	--	26-83	.313	--	--	75-95	.789	45	1.7	42-0	--	--	--	--	127	4.9
1967-68	26--	--	--	77-199	.387	--	--	112-138	.812	63	2.4	49-0	--	--	--	--	266	10.2
1968-69	28--	--	--	55-128	.430	--	--	75-93	.806	68	2.4	55-0	173	--	--	--	185	6.6
Totals	80--	--	--	158-410	.385	--	--	262-326	.804	176	2.2	146-0	173	--	--	--	578	7.2

Tyrone Harper #30 • F • 6-7 • 215 • Nashville, Tenn. (Glenciff HS)

Year	GP-GS	Min	Avg	FG-A	Pct	3FG-A	Pct	FT-A	Pct	Rebs	Avg	PF-FO	Ast	TO	Blk	Stl	Pts	Avg
1982-83	10-0	91	9.1	11-27	.407	--	--	2-4	.500	26	2.6	4-0	2	3	1	3	24	2.4
1983-84	15-0	105	7.0	11-28	.393	--	--	3-8	.375	17	1.1	11-0	2	3	1	3	25	1.7
1984-85	2-0	4	2.0	0-0	.000	--	--	0-0	.000	1	0.5	1-0	0	1	0	0	0	0.0
1985-86	19-4	168	8.8	15-40	.375	--	--	13-17	.765	30	1.6	14-0	1	12	2	7	43	2.3
Totals	46-4	368	8.0	37-95	.389	--	--	18-29	.621	74	1.6	30-0	5	19	4	13	92	2.0

Antonio Harris #22 • G • 6-3 • 195 • Memphis, Tenn. (Washington HS)

Year	GP-GS	Min	Avg	FG-A	Pct	3FG-A	Pct	FT-A	Pct	Rebs	Avg	PF-FO	Ast	TO	Blk	Stl	Pts	Avg
1995-96	9-0	26	2.9	2-4	.500	--	--	0-0	.000	1	0.1	2-0	2	1	0	1	6	0.7
1996-97	12-0	57	4.8	1-11	.091	0-8	.000	0-1	.000	7	0.6	2-0	4	3	0	1	2	0.2
Totals	21-0	83	4.0	3-15	.200	2-12	.167	0-1	.000	8	0.4	4-0	6	4	0	2	8	0.4

Tobias Harris #12 • F • 6-8 • 226 • Dix Hills, N.Y. (Half Hollow Hills HS West)

Year	GP-GS	Min	Avg	FG-A	Pct	3FG-A	Pct	FT-A	Pct	Rebs	Avg	PF-FO	Ast	TO	Blk	Stl	Pts	Avg
2010-11	34-33	993	29.2	185-402	.460	23-76	.303	128-170	.753	247	7.3	70-0	44	62	29	24	521	15.3

Tony Harris #14 • G • 6-0 • 165 • Memphis, Tenn. (East HS)

Year	GP-GS	Min	Avg	FG-A	Pct	3FG-A	Pct	FT-A	Pct	Rebs	Avg	PF-FO	Ast	TO	Blk	Stl	Pts	Avg
1997-98	27-26	842	31.2	123-336	.366	48-149	.322	90-125	.720	72	2.7	70-3	113	79	2	36	384	14.2
1998-99	30-29	965	32.2	113-303	.373	64-164	.390	81-102	.794	80	2.7	67-0	143	106	2	31	371	12.4
1999-00	33-33	997	30.2	149-365	.408	73-193	.378	110-148	.743	73	2.2	78-1	134	86	0	46	481	14.6
2000-01	31-31	885	28.5	97-271	.358	55-159	.346	103-133	.774	63	2.0	80-4	119	81	1	32	352	11.4
Totals	121-119	3689	30.5	482-1275	.378	240-665	.361	384-508	.756	288	2.4	295-8	509	352	5	145	1588	13.1

Torrey Harris #40 • F • 6-10 • 255 • Sardis, Miss. (Piney Woods HS)

Year	GP-GS	Min	Avg	FG-A	Pct	3FG-A	Pct	FT-A	Pct	Rebs	Avg	PF-FO	Ast	TO	Blk	Stl	Pts	Avg
1995-96	28-23	403	14.4	13-33	.394	0-0	.000	7-17	.412	63	2.3	66-1	4	25	5	10	33	1.2
1996-97	27-15	517	19.1	15-33	.455	0-0	.000	8-19	.421	77	2.9	67-3	6	33	11	6	38	1.4
1997-98	29-19	580	20.0	42-82	.512	0-0	.000	28-65	.431	140	4.8	97-15	33	25	13	112	3.9	
1998-99	30-14	394	13.1	12-34	.353	0-0	.000	13-30	.433	71	2.4	69-2	6	18	11	7	37	1.2
Totals	114-71	1894	16.6	82-182	.451	0-0	.000	56-131	.427	351	3.1	299-11	31	109	52	36	220	1.9

Bobby Hatcher #24 • F • 6-6 • 205 • Nashville, Tenn. (Hillsboro HS)

Year	GP-GS	Min	Avg	FG-A	Pct	3FG-A	Pct	FT-A	Pct	Rebs	Avg	PF-FO	Ast	TO	Blk	Stl	Pts	Avg
1955-56	10--	--	--	16-51	.314	--	--	11-24	.458	44	4.4	9--	0	0	0	0	43	4.3

Charles Hathaway #55 • C • 6-10 • 265 • Nashville, Tenn. (Hillwood HS)

Year	GP-GS	Min	Avg	FG-A	Pct	3FG-A	Pct	FT-A	Pct	Rebs	Avg	PF-FO	Ast	TO	Blk	Stl	Pts	Avg
1996-97	27-19	643	23.8	63-156	.404	0-0	.000	70-125	.560	191	7.1	58-0	17	77	27	14	196	7.3
1997-98	5-4	105	21.0	13-28	.464	1-2	.500	15-29	.517	32	6.4	10-0	6	13	10	5	42	8.4
1998-99	30-11	502	16.7	44-101	.436	0-0	.000	60-91	.659	112	3.7	41-0	9	35	35	15	148	4.9
1999-00	33-0	376	11.4	19-49	.388	1-3	.333	30-53	.566	76	2.3	46-0	12	31	17	9	69	2.1
2000-01	31-27	615	19.8	61-94	.649	0-0	.000	35-58	.603	148	4.8	63-1	16	42	44	12	157	5.1
Totals	126-61	2241	17.8	200-428	.467	2-5	.400	210-356	.590	559	4.4	218-1	60	198	133	55	612	4.9

Ron Hasley #14 • G • 6-4 • 200 • Marion, N.C. (McDowell HS)

Year	GP-GS	Min	Avg	FG-A	Pct	3FG-A	Pct	FT-A	Pct	Rebs	Avg	PF-FO	Ast	TO	Blk	Stl	Pts	Avg
1984-85	13-0	47	3.6	8-15	.533	--	--	3-4	.750	6	0.5	6-0	2	5	0	2	19	1.5
1985-86	21-2	178	8.5	15-36	.417	--	--	2-3	.667	12	0.6	12-0	11	7	0	5	32	1.5
1986-87	25-4	294	11.8	24-50	.480	0-2	.000	13-14	.929	30	1.2	22-0	12	26	0	4	61	2.4
1987-88	21-4	247	11.8	29-69	.420	4-10	.400	4-10	.400	12	0.6	20-1	8	16	1	10	66	3.1
Totals	80-10	766	9.6	76-170	.447	4-12	.333	22-31	.710	60	0.8	60-1	33	54	1	21	178	2.2

Greg Hawkins #30 • F • 6-5 • 185 • Huntington, W.Va. (Huntingdon HS)

Year	GP-GS	Min	Avg	FG-A	Pct	3FG-A	Pct	FT-A	Pct	Rebs	Avg	PF-FO	Ast	TO	Blk	Stl	Pts	Avg
1970-71	25--	--	--	38-111	.342	--	--	33-44	.750	111	4.4	41-0	19	--	--	--	109	4.4

Marshall Hawkins #48 • F/C • 6-3 • 205 • Huntington, W.Va. (Huntingdon HS)

Year	GP-GS	Min	Avg	FG-A	Pct	3FG-A	Pct	FT-A	Pct	Rebs	Avg	PF-FO	Ast	TO	Blk	Stl	Pts	Avg
1947-48	25--	--	--	128-419	.305	--	--	58-79	.734	--	--	61--	--	--	--	--	314	12.6

Doug Heinz #20 • F • 6-4 • 175 • Belvidere, Ill. (Belvidere HS)

Year	GP-GS	Min	Avg	FG-A	Pct	3FG-A	Pct	FT-A	Pct	Rebs	Avg	PF-FO	Ast	TO	Blk	Stl	Pts	Avg
1955-56	4--	--	--	2-3	.667	--	--	0-1	.000	2	0.5	1-0	--	--	--	--	4	1.0

Jemere Hendrix #33 • F • 6-8 • 220 • Covington, Ga. (East Side HS/Clemson)

Year	GP-GS	Min	Avg	FG-A	Pct	3FG-A	Pct	FT-A	Pct	Rebs	Avg	PF-FO	Ast	TO	Blk	Stl	Pts	Avg
2003-04	29-14	678	23.4	74-141	.525	1-4	.250	49-68	.721	180	6.2	77-0	13	41	13	10	198	6.8
2004-05	28-3	370	13.2	29-58	.500	0-1	.000	16-27	.593	75	2.7	62-1	7	25	5	10	74	2.6
Totals	57-17	1048	18.4	103-199	.518	1-5	.200	65-95	.684	255	4.5	139-1	20	66	18	20	272	4.8

Tom Hendrix #20 • F • 6-5 • 212 • Elizabethtown, Ky. (Catholic HS)

Year	GP-GS	Min	Avg	FG-A	Pct	3FG-A	Pct	FT-A	Pct	Rebs	Avg	PF-FO	Ast	TO	Blk	Stl	Pts	Avg
1965-66	26--	--	--	80-190	.421	--	--	37-45	.822	95	3.7	57-0	--	--	--	--	197	7.6
1966-67	28--	--	--	130-310	.419	--	--	20-38	.526	100	3.6	71-3	--	--	--	--	280	10.0
1967-68	26--	--	--	123-304	.405	--	--	29-41	.707	103	4.0	63-0	--	--	--	--	275	10.6
Totals	80--	--	--	333-804	.414	--	--	86-124	.694	298	3.7	191-3	--	--	--	--	752	9.4

OUTLOOK
PLAYERS
STAFF
REVIEW
RESULTS
RECORDS
HONORS
POSTSEASON
VOLMANAC
MEDIA INFO



ALL-TIME PLAYER STATS

Travis Henry

#25 • G • 6-2 • 165 • Knoxville, Tenn. (Karns HS)																		
Year	GP-GS	Min	Avg	FG-A	Pct	3FG-A	Pct	FT-A	Pct	Rebs	Avg	PF-FO	Ast	TO	Bk	Stl	Pts	Avg
1985-86	19-0	12	6.4	8-18	.444	--	--	2-3	.667	7	0.4	18-0	26	20	0	6	18	0.9
1986-87	20-5	245	12.3	12-30	.400	3-6	.500	10-11	.909	18	0.9	30-1	35	36	1	14	37	1.9
1987-88	28-4	371	13.3	18-50	.360	3-10	.300	23-28	.821	27	1.0	47-1	69	39	0	25	62	2.2
1988-89	30-26	648	21.6	57-141	.404	20-58	.345	38-62	.613	60	2.0	74-1	95	60	6	47	172	5.7
Totals	97-35	1385	14.3	95-239	.398	26-74	.351	73-104	.702	112	1.2	169-3	225	155	7	92	289	3.0

Boomer Herndon

#0 • C • 6-10 • 245 • Nashville, Tenn. (Donelson Christian Academy)																		
Year	GP-GS	Min	Avg	FG-A	Pct	3FG-A	Pct	FT-A	Pct	Rebs	Avg	PF-FO	Ast	TO	Bk	Stl	Pts	Avg
2002-03	12-0	38	3.2	6-18	.333	0-0	.000	4-7	.571	21	1.8	7-0	1	2	2	1	16	1.3
2003-04	27-0	179	6.6	13-33	.394	0-0	.000	17-27	.630	48	1.8	26-0	6	13	15	4	43	1.6
Totals	39-0	217	5.6	19-51	.373	0-0	.000	21-34	.618	69	1.8	33-0	7	15	17	5	59	1.5

Clay Hess

#54 • F • 6-5 • 212 • Dowagiac, Mich. (Dowagiac Union TMI)																		
Year	GP-GS	Min	Avg	FG-A	Pct	3FG-A	Pct	FT-A	Pct	Rebs	Avg	PF-FO	Ast	TO	Bk	Stl	Pts	Avg
1967-68	12--	--	--	5-10	.500	--	--	0-0	.000	5	0.4	5-0	--	--	--	--	10	0.8

George Hickman

#11 • G • 6-0 • 170 • Knoxville, Tenn. (Farragut HS)																		
Year	GP-GS	Min	Avg	FG-A	Pct	3FG-A	Pct	FT-A	Pct	Rebs	Avg	PF-FO	Ast	TO	Bk	Stl	Pts	Avg
1990-91	7-0	7	1.0	1-1	1.00	1-2	.500	2-2	1.00	2	0.3	0-0	0	3	0	0	5	0.7

Jon Higgins

#42 • G • 6-3 • 200 • Shaker Heights, Ohio (Shaker Heights HS)																		
Year	GP-GS	Min	Avg	FG-A	Pct	3FG-A	Pct	FT-A	Pct	Rebs	Avg	PF-FO	Ast	TO	Bk	Stl	Pts	Avg
1999-00	33-32	931	28.2	71-199	.357	53-148	.358	15-27	.556	102	3.1	59-1	71	39	2	34	210	6.4
2000-01	33-32	926	28.1	70-150	.467	53-109	.486	20-31	.645	116	3.5	70-1	80	35	5	34	213	6.5
2001-02	31-31	1025	33.1	79-202	.391	50-139	.360	28-43	.651	139	4.5	61-1	122	58	2	31	236	7.6
2002-03	27-27	898	33.3	84-192	.438	53-129	.411	18-24	.750	84	3.1	65-2	79	28	3	31	239	8.9
Totals	124-122	3780	30.5	304-743	.409	209-525	.398	81-125	.648	441	3.6	255-5	352	160	12	130	898	7.2

Charlie Hipsher

#18 • F • 6-3 • 168 • Marietta, Ga.																		
Year	GP-GS	Min	Avg	FG-A	Pct	3FG-A	Pct	FT-A	Pct	Rebs	Avg	PF-FO	Ast	TO	Bk	Stl	Pts	Avg
1950-51	14--	--	--	20-68	.294	--	--	5-12	.417	--	--	12--	--	--	--	--	45	3.2
1951-52	19--	--	--	46-142	.324	--	--	24-30	.800	--	--	44--	--	--	--	--	116	6.1
1952-53	18--	--	--	28-95	.295	--	--	11-15	.733	29	1.6	--	--	--	--	--	67	3.7
Totals	51--	--	--	94-305	.308	--	--	40-57	.702	29	--	56--	--	--	--	--	228	4.5

Steve Hirschorn

#34 • G • 5-10 • 155 • Springfield, N.J. (Springfield HS)																		
Year	GP-GS	Min	Avg	FG-A	Pct	3FG-A	Pct	FT-A	Pct	Rebs	Avg	PF-FO	Ast	TO	Bk	Stl	Pts	Avg
1968-69	5--	--	--	0-0	.000	--	--	0-0	.000	0	0.0	0-0	2	--	--	--	0	0.0
1969-70	6--	--	--	2-6	.333	--	--	2-4	.500	2	0.3	4-0	1	--	--	--	6	1.0
1971-72	23--	--	--	16-34	.471	--	--	55-74	.743	31	1.3	52-0	83	--	--	--	87	3.8
Totals	34--	--	--	18-40	.450	--	--	57-78	.731	33	1.0	56-0	86	--	--	--	93	2.7

Bobby Hogsett

#22 • C • 6-8 • 216 • Bristol, Tenn. (Holston Valley HS)																		
Year	GP-GS	Min	Avg	FG-A	Pct	3FG-A	Pct	FT-A	Pct	Rebs	Avg	PF-FO	Ast	TO	Bk	Stl	Pts	Avg
1962-63	24--	--	--	60-125	.480	--	--	36-61	.590	106	4.4	45-0	--	--	--	--	156	6.5
1963-64	22--	--	--	28-54	.519	--	--	30-49	.612	98	4.5	42-0	--	--	--	--	86	3.9
1965-66	11--	--	--	14-23	.609	--	--	8-15	.533	34	3.1	4-0	--	--	--	--	36	3.3
Totals	57--	--	--	102-202	.505	--	--	74-125	.592	238	4.2	91-0	--	--	--	--	278	4.9

Thaydeus Holden

#10 • G • 6-0 • 180 • Silsbee, Texas (Silsbee HS/Lamar/Seward County CC)																		
Year	GP-GS	Min	Avg	FG-A	Pct	3FG-A	Pct	FT-A	Pct	Rebs	Avg	PF-FO	Ast	TO	Bk	Stl	Pts	Avg
2001-02	31-17	734	23.7	62-171	.363	34-101	.337	46-63	.730	76	2.5	64-0	44	56	4	22	204	6.6
2002-03	29-16	728	25.1	75-190	.395	48-119	.403	48-58	.828	72	2.5	69-3	43	37	7	18	246	8.5
Totals	60-33	1462	24.4	137-361	.380	82-220	.373	94-121	.777	148	2.5	133-3	87	93	11	40	450	7.5

Scotty Hopson

#32 • G • 6-7 • 200 • Hopkinsville, Ky. (University Heights HS)																		
Year	GP-GS	Min	Avg	FG-A	Pct	3FG-A	Pct	FT-A	Pct	Rebs	Avg	PF-FO	Ast	TO	Bk	Stl	Pts	Avg
2008-09	34-30	796	23.4	113-264	.428	46-129	.357	40-64	.625	93	2.7	50-0	49	50	9	21	312	9.2
2009-10	37-36	1024	27.7	174-391	.445	52-156	.333	50-85	.588	124	3.4	55-1	44	78	7	36	450	12.2
2010-11	32-32	937	29.3	188-416	.452	53-141	.376	114-155	.735	107	3.3	63-1	41	89	5	26	543	17.0
Totals	103-98	2757	26.8	475-1071	.444	151-426	.354	204-304	.671	324	3.1	168-2	134	217	21	83	1305	12.7

Allan Houston

#20 • G • 6-6 • 200 • Louisville, Ky. (Ballard HS)																		
Year	GP-GS	Min	Avg	FG-A	Pct	3FG-A	Pct	FT-A	Pct	Rebs	Avg	PF-FO	Ast	TO	Bk	Stl	Pts	Avg
1989-90	30-30	1083	36.1	203-465	.437	83-192	.432	120-149	.805	88	2.9	70-1	127	101	11	36	609	20.3
1990-91	34-34	1212	35.6	265-550	.482	99-231	.429	177-205	.863	104	3.1	68-0	131	128	16	37	806	23.7
1991-92	34-34	1236	36.4	223-492	.453	82-196	.418	189-225	.840	180	5.3	69-1	110	94	15	32	717	21.1
1992-93	30-30	1075	35.8	211-454	.465	82-198	.414	165-188	.878	145	4.8	67-1	92	84	8	28	669	22.3
Totals	128-128	4606	36.0	902-1961	.460	346-817	.424	651-767	.849	517	4.0	274-3	460	407	50	133	2801	21.9

John Houston

#32 • F • 6-3 • 170 • Knoxville, Tenn. (Fulton HS)																		
Year	GP-GS	Min	Avg	FG-A	Pct	3FG-A	Pct	FT-A	Pct	Rebs	Avg	PF-FO	Ast	TO	Bk	Stl	Pts	Avg
1959-60	2--	--	--	0-4	.000	--	--	0-0	.000	1	0.5	1-0	--	--	--	--	0	0.0

Jordan Howell

#15 • G • 6-3 • 188 • Auburn, Ala. (Bob Jones HS)																		
Year	GP-GS	Min	Avg	FG-A	Pct	3FG-A	Pct	FT-A	Pct	Rebs	Avg	PF-FO	Ast	TO	Bk	Stl	Pts	Avg
2004-05	19-0	116	6.1	7-29	.241	7-28	.250	0-0	.000	4	0.2	6-0	8	5	0	2	21	1.1
2005-06	30-0	233	7.8	20-50	.400	15-38	.395	3-4	.750	11	0.4	27-0	20	11	0	3	58	1.9
2006-07	27-6	495	18.3	33-94	.351	27-78	.346	13-19	.684	36	1.3	41-0	40	20	0	12	106	3.9
2007-08	35-17	623	17.8	45-138	.326	38-119	.319	23-35	.657	52	1.5	58-0	76	34	3	18	151	4.3
Totals	111-23	1467	13.2	105-311	.338	87-263	.331	39-58	.672	103	0.9	132-0	144	70	3	35	336	3.0

Robert Hubbs III

#3 • G • 6-6 • 206 • Newbern, Tenn. (Dyer County HS)																		
Year	GP-GS	Min	Avg	FG-A	Pct	3FG-A	Pct	FT-A	Pct	Rebs	Avg	PF-FO	Ast	TO	Bk	Stl	Pts	Avg
2013-14	12-0	219	18.3	23-75	.307	9-32	.281	5-8	.625	18	1.5	17-0	8	7	4	2	60	5.0

Michael Hubert#10 • G • 6-2 • 205 • Hendersonville, Tenn. (Hendersonville HS/UT Chattanooga)

Year	GP-GS	Min	Avg	FG-A	Pct	3FG-A	Pct	FT-A	Pct	Rebs	Avg	PF-FO	Ast	TO	Blk	Stl	Pts	Avg
2008-09	6-0	7	1.2	1-4	.250	1-4	.250	3	0.5	0	0	0	1	3	0	0	3	0.5
2009-10	4-0	8	2.0	3-31.000		3-31.000		0-0.000		1	0.3	0-0	1	0	0	1	9	2.3
2010-11	4-0	6	1.7	0-2.000		0-2.000		1-2.500	0	0	0	0-0	0	0	0	0	1	0.3
Totals	14-0	21	1.5	4-9	.444	4-9	.444	1-2	.500	4	0.3	0-0	2	3	0	1	13	0.9

Jerald Hyatt #22 • G • 6-3 • 190 • Knoxville, Tenn. (Austin-East HS)

Year	GP-GS	Min	Avg	FG-A	Pct	3FG-A	Pct	FT-A	Pct	Rebs	Avg	PF-FO	Ast	TO	Blk	Stl	Pts	Avg
1981-82	23-0	209	9.1	17-36	.472	--	--	6-10	.600	12	0.5	12-0	12	8	0	19	40	1.7
1982-83	6-0	67	11.2	4-12	.333	--	--	4-7	.571	5	0.8	8-0	3	1	0	3	12	2.0
Totals	29-0	276	9.5	21-48	.438	--	--	10-17	.588	17	0.6	20-0	15	9	0	22	52	1.8

Andy Ikeakor #34 • F • 6-8 • 270 • Houston, Texas (Westbury Christian HS)

Year	GP-GS	Min	Avg	FG-A	Pct	3FG-A	Pct	FT-A	Pct	Rebs	Avg	PF-FO	Ast	TO	Blk	Stl	Pts	Avg
2000-01	4-0	8	2.0	1-3	.333	0-0	.000	1-4	.250	2	0.5	1-0	0	2	0	0	3	0.8
2001-02	5-0	17	3.4	1-1	1.00	0-0	.000	1-1	1.00	5	1.0	5-0	2	1	0	0	3	0.6
2002-03	1-0	5	5.0	1-4	.250	0-0	.000	0-0.000		4	4.0	1-0	1	1	0	0	2	2.0
Totals	10-0	30	3.0	3-8	.375	0-0	.000	2-5	.400	11	1.1	7-0	3	4	0	0	8	0.8

Cornelius Jackson #32 • G • 6-4 • 185 • Oak Hill, W.Va. (Oak Hill HS)

Year	GP-GS	Min	Avg	FG-A	Pct	3FG-A	Pct	FT-A	Pct	Rebs	Avg	PF-FO	Ast	TO	Blk	Stl	Pts	Avg
1996-97	27-19	617	22.9	37-140	.264	10-49	.204	14-21	.667	68	2.5	61-0	65	59	2	19	98	3.6

Justin Jackson #12/#21 • G • 5-11 • 165 • Fredericksburg, Va. (Fredericksburg Academy)

Year	GP-GS	Min	Avg	FG-A	Pct	3FG-A	Pct	FT-A	Pct	Rebs	Avg	PF-FO	Ast	TO	Blk	Stl	Pts	Avg
2005-06	4-0	5	1.3	0-2	.000	0-0	.000	0-2	.000	3	0.8	0-0	0	0	0	0	0	0.0
2006-07	1-0	2	2.0	0-0	.000	0-0	.000	0-0	.000	0	0.0	1-0	0	0	0	0	0	0.0
2007-08	0-0	0	0.0	0-0	.000	0-0	.000	0-0	.000	0	0.0	0-0	0	0	0	0	0	0.0
2008-09	1-0	1	1.0	0-0	.000	0-0	.000	0-0	.000	0	0.0	0-0	0	0	0	0	0	0.0
Totals	6-0	8	1.3	0-2	.000	0-0	.000	0-2	.000	3	0.5	1-0	0	0	0	0	0	0.0

Mike Jackson #25 • G • 6-3 • 190 • Nashville, Tenn. (Stratford HS)

Year	GP-GS	Min	Avg	FG-A	Pct	3FG-A	Pct	FT-A	Pct	Rebs	Avg	PF-FO	Ast	TO	Blk	Stl	Pts	Avg
1973-74	6--	--	--	6-18	.333	--	--	3-6	.500	7	1.2	7-0	0	--	--	--	15	2.5
1974-75	26--	--	--	139-273	.509	--	--	69-84	.821	98	3.8	76-2	42	--	--	--	347	13.3
1975-76	27--	--	--	174-360	.483	--	--	102-132	.773	126	4.7	92-6	62	--	--	--	450	16.7
1976-77	28--	--	--	179-383	.467	--	--	73-86	.849	90	3.2	96-8	81	--	--	--	431	15.4
Totals	87--	--	--	498-1034	.482	--	--	247-308	.802	321	3.7	271-16	185	--	--	--	1243	14.3

John Jacobs #54 • C • 6-6 • 194 • Columbus, Ohio (University HS)

Year	GP-GS	Min	Avg	FG-A	Pct	3FG-A	Pct	FT-A	Pct	Rebs	Avg	PF-FO	Ast	TO	Blk	Stl	Pts	Avg
1964-65	11--	--	--	2-11	.182	--	--	0-2	.000	14	1.3	10-0	--	--	--	--	4	0.4
1965-66	5--	--	--	0-3	.000	--	--	1-5	.200	3	0.6	2-0	--	--	--	--	1	0.2
Totals	16--	--	--	2-14	.143	--	--	1-7	.143	17	1.1	12-0	--	--	--	--	5	0.3

Bill Jarvis #24 • C • 6-8 • 210 • Greensboro, N.C. (Greensboro HS)

Year	GP-GS	Min	Avg	FG-A	Pct	3FG-A	Pct	FT-A	Pct	Rebs	Avg	PF-FO	Ast	TO	Blk	Stl	Pts	Avg
1951-52	18--	--	--	13-43	.302	--	--	6-16	.375	--	--	31--	--	--	--	--	32	1.8
1952-53	13--	--	--	14-40	.350	--	--	18-33	.545	33	2.5	--	--	--	--	--	46	3.5
1953-54	11--	--	--	8-26	.308	--	--	9-22	.409	32	2.9	11--	--	--	--	--	25	2.3
1954-55	15--	--	--	31-65	.477	--	--	8-16	.500	25	1.7	6--	--	--	--	--	70	4.7
Totals	57--	--	--	66-174	.379	--	--	41-87	.471	90	--	48--	--	--	--	--	173	3.0

Fred Jenkins #35 • G • 6-4 • 190 • Columbia, Tenn. (Central HS)

Year	GP-GS	Min	Avg	FG-A	Pct	3FG-A	Pct	FT-A	Pct	Rebs	Avg	PF-FO	Ast	TO	Blk	Stl	Pts	Avg
1983-84	35-28	1012	28.9	137-279	.491	--	--	79-110	.718	113	3.2	67-3	94	92	9	49	353	10.1
1984-85	35-23	1046	29.9	128-267	.479	--	--	99-130	.762	138	3.9	64-1	99	86	2	52	355	10.1
1985-86	16-15	481	30.1	69-139	.496	--	--	29-38	.763	52	3.3	27-1	62	42	3	35	167	10.4
1986-87	24-20	762	31.8	101-192	.526	13-39	.333	49-62	.790	74	3.1	43-0	133	71	5	41	264	11.0
Totals	110-86	3301	30.0	435-877	.496	13-39	.333	256-340	.753	377	3.4	201-5	388	291	19	177	1139	10.4

Mike Johanson #43 • C • 6-9 • 210 • Alliance, Ohio (Alliance HS)

Year	GP-GS	Min	Avg	FG-A	Pct	3FG-A	Pct	FT-A	Pct	Rebs	Avg	PF-FO	Ast	TO	Blk	Stl	Pts	Avg
1982-83	6-0	7	1.2	0-2	.000	--	--	2-2	1.00	0	0.0	1-0	0	0	0	0	2	0.3
1983-84	4-0	6	1.5	0-1	.000	--	--	0-1	.000	2	0.5	1-0	0	0	0	1	0	0.0
1984-85	11-2	59	5.4	9-16	.563	--	--	3-7	.429	11	1.0	5-0	1	1	0	0	21	1.9
1985-86	9-1	22	2.4	1-7	.143	--	--	2-4	.500	2	0.2	0-0	0	2	0	0	4	0.4
Totals	30-3	94	3.1	10-26	.385	--	--	7-14	.500	15	0.5	7-0	1	3	0	1	27	0.9

Alonzo Johnson #34 • C • 7-0 • 230 • Marion, Ala. (Francis Marion HS)

Year	GP-GS	Min	Avg	FG-A	Pct	3FG-A	Pct	FT-A	Pct	Rebs	Avg	PF-FO	Ast	TO	Blk	Stl	Pts	Avg
1991-92	31-0	182	5.9	19-39	.487	0-0	.000	11-22	.500	40	1.3	48-1	3	9	15	1	49	1.6
1992-93	6-0	28	4.7	2-6	.333	0-0	.000	2-7	.286	13	2.2	4-0	0	1	2	2	6	1.0
Totals	37-0	210	5.7	21-45	.467	0-0	.000	13-29	.448	53	1.4	52-1	3	10	17	3	55	1.5

Chuck Johnson #24 • G • 6-0 • 170 • Knoxville, Tenn. (Farragut HS)

Year	GP-GS	Min	Avg	FG-A	Pct	3FG-A	Pct	FT-A	Pct	Rebs	Avg	PF-FO	Ast	TO	Blk	Stl	Pts	Avg
1983-84	6-0	5	0.8	1-3	.333	--	--	4-4	1.00	1	0.2	0-0	1	0	0	0	6	1.0

Damon Johnson #4 • F • 6-4 • 200 • Johnson City, Tenn. (Science Hill HS/Hiwassee College)

Year	GP-GS	Min	Avg	FG-A	Pct	3FG-A	Pct	FT-A	Pct	Rebs	Avg	PF-FO	Ast	TO	Blk	Stl	Pts	Avg
1994-95	27-27	898	33.3	99-255	.388	3-13	.231	64-87	.736	157	5.8	89-5	128	93	4	35	265	9.8
1995-96	28-26	935	33.4	97-236	.411	0-4	.000	65-96	.677	201	7.2	82-3	71	89	9	35	259	9.3
Totals	55-53	1833	33.3	196-491	.399	3-17	.176	129-183	.705	358	6.5	171-8	199	182	13	70	524	9.5

Don Johnson #52 • F • 6-5 • 210 • Benson, Ill. (Roanoke-Benson HS)

Year	GP-GS	Min	Avg	FG-A	Pct	3FG-A	Pct	FT-A	Pct	Rebs	Avg	PF-FO	Ast	TO	Blk	Stl	Pts	Avg
1968-69	28--	--	--	133-295	.451	--	--	56-79	.709	227	8.1	63-0	14	--	--	--	322	11.5
1969-70	25--	--	--	145-346	.419	--	--	59-82	.720	231	9.2	72-2	10	--	--	--	349	14.0
1970-71	28--	--	--	192-398	.482	--	--	141-187	.754	291	10.4	80-3	16	--	--	--	525	18.8
Totals	81--</																	

ALL-TIME PLAYER STATS

Marques Johnson #3 • G • 6-5 • 205 • Fort Wayne, Ind. (Snider HS)
 Year GP-GS Min Avg FG-A Pct 3FG-A Pct FT-A Pct Rebs Avg PF-FO Ast TO Blk Stl Pts Avg
 2006-07 4-0 45 11.3 2-8 .250 1-3 .333 3-5 .600 2 0.5 8-0 5 6 0 1 8 2.0

Reggie Johnson #32 • F • 6-9 • 210 • Ellenwood, Ga. (Cedar Grove HS)
 Year GP-GS Min Avg FG-A Pct 3FG-A Pct FT-A Pct Rebs Avg PF-FO Ast TO Blk Stl Pts Avg
 1976-77 28-- -- -- 131-203 .645 -- -- 46-61 .754 227 8.1 105-6 17 -- -- -- 308 11.0
 1977-78 27-- -- -- 229-409 .560 -- -- 115-166 .693 258 9.6 97-6 36 80 49 12 573 21.2
 1978-79 33-- 1054 31.9 286-487 .587 -- -- 126-170 .741 255 7.7 124-5 28 75 41 25 698 21.2
 1979-80 27-27 850 31.5 218-390 .559 -- -- 88-116 .759 180 6.7 85-5 29 58 29 23 524 19.4
 Totals 115-27 1904 -- 864-1489 .580 -- -- 375-513 .731 920 8.0 411-22 110 213 119 60 2103 18.3

Rip Johnson #23 • G • 6-0 • 165 • Nashville, Tenn. (Glenciff HS/Motlow State CC)
 Year GP-GS Min Avg FG-A Pct 3FG-A Pct FT-A Pct Rebs Avg PF-FO Ast TO Blk Stl Pts Avg
 1979-80 1-0 1 1.0 1-1 1.00 -- -- 0-1 .000 1 1.0 0-0 0 2 0 0 2 2.0
 1980-81 6-0 9 1.5 1-3 .333 -- -- 2-4 .500 1 0.2 2-0 0 1 1 1 4 0.7
 Totals 7-0 10 1.4 2-4 .500 -- -- 2-5 .400 2 0.3 2-0 0 3 1 1 6 0.9

Dick Johnston #10 • G • 5-8 • 155 • Altoona, Pa. (Altoona HS)
 Year GP-GS Min Avg FG-A Pct 3FG-A Pct FT-A Pct Rebs Avg PF-FO Ast TO Blk Stl Pts Avg
 1968-69 13-- -- -- 4-7 .571 -- -- 8-9 .889 4 0.3 4-0 4 -- -- -- 16 1.2
 1969-70 22-- -- -- 17-60 .283 -- -- 52-68 .765 30 1.4 39-1 33 -- -- -- 86 3.9
 1970-71 27-- -- -- 15-40 .375 -- -- 66-79 .835 16 0.6 50-2 65 -- -- -- 96 3.6
 Totals 62-- -- -- 36-107 .336 -- -- 126-156 .808 50 0.8 93-3 102 -- -- -- 198 3.2

DaShay Jones #23 • G • 6-2 • 190 • Sandusky, Ohio (Sandusky HS/Vincennes JC)
 Year GP-GS Min Avg FG-A Pct 3FG-A Pct FT-A Pct Rebs Avg PF-FO Ast TO Blk Stl Pts Avg
 1996-97 19-14 465 24.5 36-99 .364 1-13 .077 39-49 .796 50 2.6 37-0 48 43 0 6 112 5.9
 1997-98 7-2 135 19.3 22-42 .524 3-11 .273 7-12 .583 22 3.1 8-0 13 10 0 8 54 7.7
 Totals 26-16 600 23.1 58-141 .411 4-24 .167 46-61 .754 72 2.8 45-0 61 53 0 14 166 6.4

Hugh Jones #12 • G • 5-11 • 165 • Knoxville, Tenn.
 Year GP-GS Min Avg FG-A Pct 3FG-A Pct FT-A Pct Rebs Avg PF-FO Ast TO Blk Stl Pts Avg
 1947-48 23-- -- -- 79-254 .307 -- -- 41-61 .672 -- -- 62-- -- -- -- 197 8.6
 1948-49 25-- -- -- 124-367 .338 -- -- 47-71 .662 -- -- 85-- -- -- -- 295 11.8
 Totals 48-- -- -- 202-621 .325 -- -- 88-132 .667 -- -- 147-- -- -- -- 492 10.3

Rob Jones #34 • C • 6-7 • 210 • Knoxville, Tenn. (Austin-East HS)
 Year GP-GS Min Avg FG-A Pct 3FG-A Pct FT-A Pct Rebs Avg PF-FO Ast TO Blk Stl Pts Avg
 1982-83 30-0 284 9.5 16-42 .381 -- -- 7-17 .412 65 2.2 32-0 4 18 11 11 39 1.3
 1983-84 35-30 983 28.1 108-194 .557 -- -- 58-92 .630 206 5.9 93-3 14 41 29 29 274 7.8
 1984-85 37-37 1348 36.4 181-301 .601 -- -- 95-160 .594 317 8.6 112-4 20 57 47 40 457 12.4
 1985-86 28-28 987 35.2 127-219 .580 -- -- 46-88 .523 216 7.7 58-1 14 38 25 35 300 10.7
 Totals 130-95 3602 27.7 432-756 .571 -- -- 206-357 .577 804 6.2 295-8 52 154 112 115 1070 8.2

Michael Joyce #12 • G • 6-0 • 165 • Memphis, Tenn. (East HS)
 Year GP-GS Min Avg FG-A Pct 3FG-A Pct FT-A Pct Rebs Avg PF-FO Ast TO Blk Stl Pts Avg
 1977-78 2-- -- -- 0-2 .000 -- -- 1-2 .500 0 0.0 0-0 0 0 0 0 1 0.5
 1978-79 1-- 1 1.0 0-0 .000 -- -- 0-0 .000 0 0.0 0-0 0 0 0 0 0 0.0
 Totals 3-- 1 -- 0-2 .000 -- -- 1-2 .500 0 0.0 0-0 0 0 0 0 1 0.3

Tim Joyce #44 • F • 6-5 • 198 • Youngstown, Ohio (Ursuline HS)
 Year GP-GS Min Avg FG-A Pct 3FG-A Pct FT-A Pct Rebs Avg PF-FO Ast TO Blk Stl Pts Avg
 1974-75 18-- -- -- 22-56 .393 -- -- 4-8 .500 33 1.8 23-1 6 -- -- -- 48 2.7

Bill Justus #42 • G • 6-1 • 175 • Knoxville, Tenn. (Fulton HS)
 Year GP-GS Min Avg FG-A Pct 3FG-A Pct FT-A Pct Rebs Avg PF-FO Ast TO Blk Stl Pts Avg
 1966-67 28-- -- -- 113-242 .467 -- -- 88-109 .807 129 4.6 49-0 -- -- -- 314 11.2
 1967-68 26-- -- -- 175-384 .456 -- -- 117-142 .824 129 5.0 49-0 -- -- -- 467 18.0
 1968-69 28-- -- -- 161-389 .414 -- -- 133-147 .905 160 5.7 59-1 49 -- -- -- 455 16.3
 Totals 82-- -- -- 449-1015 .442 -- -- 338-398 .849 418 5.1 157-1 49 -- -- -- 1236 15.1

Rick Keebler #12 • G • 6-3 • 198 • Pittsburgh, Pa. (So. Hills Catholic HS)
 Year GP-GS Min Avg FG-A Pct 3FG-A Pct FT-A Pct Rebs Avg PF-FO Ast TO Blk Stl Pts Avg
 1963-64 13-- -- -- 5-12 .417 -- -- 5-10 .500 16 1.2 7-0 -- -- -- 15 1.2
 1965-66 21-- -- -- 13-37 .351 -- -- 12-16 .750 17 0.8 24-0 -- -- -- 38 1.8
 Totals 34-- -- -- 18-49 .367 -- -- 17-26 .654 33 1.0 31-0 -- -- -- 53 1.6

Bert Keenan #16 • F • 6-1 • 175 • Fort Wayne, Ind.
 Year GP-GS Min Avg FG-A Pct 3FG-A Pct FT-A Pct Rebs Avg PF-FO Ast TO Blk Stl Pts Avg
 1948-49 23-- -- -- 45-159 .283 -- -- 32-53 .604 -- -- 67-- -- -- -- 122 5.3
 1950-51 22-- -- -- 74-228 .325 -- -- 55-80 .688 -- -- 52-- -- -- -- 203 9.2
 Totals 45-- -- -- 119-387 .307 -- -- 87-133 .654 -- -- 119-- -- -- -- 325 7.2

Earl Keister #18 • F • 6-0 • 165 • Greensboro, N.C.
 Year GP-GS Min Avg FG-A Pct 3FG-A Pct FT-A Pct Rebs Avg PF-FO Ast TO Blk Stl Pts Avg
 1948-49 6-- -- -- 3-10 .300 -- -- 2-4 .500 -- -- 2-- -- -- -- 8 1.3

Dick Kellar #25 • F • 6-4 • 180 • Kokomo, Ind. (Kokomo HS)
 Year GP-GS Min Avg FG-A Pct 3FG-A Pct FT-A Pct Rebs Avg PF-FO Ast TO Blk Stl Pts Avg
 1954-55 22-- -- -- 47-126 .373 -- -- 36-67 .537 141 6.4 40-- -- -- -- 130 5.9
 1956-57 22-- -- -- 87-196 .444 -- -- 92-129 .713 209 9.5 58-- -- -- -- 266 12.1
 Totals 44-- -- -- 134-322 .416 -- -- 128-196 .653 350 8.0 98-- -- -- -- 396 9.0

Ray Kempf #24 • C • 6-5 • 215 • Levittown, Pa. (Pennsbury HS)
 Year GP-GS Min Avg FG-A Pct 3FG-A Pct FT-A Pct Rebs Avg PF-FO Ast TO Blk Stl Pts Avg
 1961-62 10-- -- -- 10-20 .500 -- -- 22-38 .579 29 2.9 20-2 -- -- -- 42 4.2

Chris Kesler #12 • G • 5-10 • 170 • Augusta, Ga. (Richmond Academy)
 Year GP-GS Min Avg FG-A Pct 3FG-A Pct FT-A Pct Rebs Avg PF-FO Ast TO Blk Stl Pts Avg
 1987-88 3-0 6 2.0 1-3 .333 0-0 .000 3 1.0 2-0 1 0 0 0 1 2 0.7



Ryan Kilmartin #21 • G • 6-5 • 210 • Charlotte, N.C. (Appalachian State University)

Year	GP-GS	Min	Avg	FG-A	Pct	3FG-A	Pct	FT-A	Pct	Rebs	Avg	PF-FO	Ast	TO	Blk	Stl	Pts	Avg
2011-12	3-0	3	1.0	1-11.000		1-11.000		0-0.000		0	0.0	1-0	0	0	0	0	3	1.0

Rudy Kinard #32 • G • 5-11 • 165 • Atlanta, Ga. (Druid Hills HS)

Year	GP-GS	Min	Avg	FG-A	Pct	3FG-A	Pct	FT-A	Pct	Rebs	Avg	PF-FO	Ast	TO	Blk	Stl	Pts	Avg
1968-69	24--	--	--	45-102	.441	--	--	18-19	.947	33	1.4	25-0	8	--	--	--	108	4.5
1969-70	18--	--	--	67-178	.376	--	--	12-19	.632	36	2.0	27-0	25	--	--	--	146	8.1
Totals	42--	--	--	112-280	.400	--	--	30-38	.789	69	1.6	52-0	33	--	--	--	254	6.0

Bernard King #53 • F • 6-7 • 205 • Brooklyn, N.Y. (Fort Hamilton HS)

Year	GP-GS	Min	Avg	FG-A	Pct	3FG-A	Pct	FT-A	Pct	Rebs	Avg	PF-FO	Ast	TO	Blk	Stl	Pts	Avg
1974-75	25--	--	--	273-439	.622	--	--	115-147	.782	308	12.3	97-7	39	--	--	--	661	26.4
1975-76	25--	--	--	260-454	.573	--	--	109-163	.669	325	13.0	87-4	40	--	--	--	629	25.2
1976-77	26--	--	--	278-481	.578	--	--	116-163	.712	371	14.3	95-3	82	--	--	--	672	25.8
Totals	76--	--	--	811-1374	.590	--	--	340-473	.719	1004	13.2	279-14	161	--	--	--	1962	25.8

Hank Kinzel #23 • C • 6-6 • 215 • Roanoke, Va.

Year	GP-GS	Min	Avg	FG-A	Pct	3FG-A	Pct	FT-A	Pct	Rebs	Avg	PF-FO	Ast	TO	Blk	Stl	Pts	Avg
1847-48	24--	--	--	20-68	.294	--	--	13-25	.520	--	--	41--	--	--	--	--	53	2.2
1848-49	22--	--	--	21-68	.309	--	--	19-26	.731	--	--	61--	--	--	--	--	61	2.8
1950-51	20--	--	--	21-60	.350	--	--	14-26	.538	--	--	46--	--	--	--	--	56	2.8
Totals	66--	--	--	62-196	.316	--	--	46-77	.597	--	--	148--	--	--	--	--	170	2.6

Chris Klaehn #24 • G • 5-10 • 180 • Knoxville, Tenn. (Gibbs HS)

Year	GP-GS	Min	Avg	FG-A	Pct	3FG-A	Pct	FT-A	Pct	Rebs	Avg	PF-FO	Ast	TO	Blk	Stl	Pts	Avg
1990-91	9-0	11	1.2	0-0.000		0-0.000		1-2	.500	1	0.1	1-0	3	2	0	2	1	0.1
1991-92	9-0	10	1.1	0-2.000		0-0.000		2-2	1.00	1	0.1	1-0	1	1	0	0	2	0.2
1992-93	5-0	28	5.6	0-4.000		0-3.000		2-2	1.00	1	0.2	0-0	0	1	2	2	0.4	
Totals	23-0	49	2.1	0-6.000		0-3.000		5-6	.833	3	0.1	2-0	4	4	2	4	5	0.2

Len Kosmalski #55 • C • 7-0 • 245 • Maple Heights, Ohio (Maple Heights HS)

Year	GP-GS	Min	Avg	FG-A	Pct	3FG-A	Pct	FT-A	Pct	Rebs	Avg	PF-FO	Ast	TO	Blk	Stl	Pts	Avg
1971-72	25--	--	--	191-365	.523	--	--	106-140	.757	210	8.4	74-3	10	--	--	--	488	19.5
1972-73	17--	--	--	119-238	.500	--	--	51-70	.729	110	6.5	32-0	8	--	--	--	289	17.0
1973-74	26--	--	--	176-324	.543	--	--	73-109	.670	254	9.8	76-3	14	--	--	--	425	16.3
Totals	68--	--	--	486-927	.524	--	--	230-319	.721	574	8.4	182-6	32	--	--	--	1202	17.7

Carl Langschmidt #14 • F • 6-3 • 178 • Memphis, Tenn.

Year	GP-GS	Min	Avg	FG-A	Pct	3FG-A	Pct	FT-A	Pct	Rebs	Avg	PF-FO	Ast	TO	Blk	Stl	Pts	Avg
1951-52	5--	--	--	1-3	.333	--	--	1-3	.333	--	--	5--	--	--	--	--	3	0.6
1952-53	8--	--	--	2-9	.222	--	--	4-9	.444	13	1.6	--	--	--	--	--	8	1.0
Totals	13--	--	--	3-12	.250	--	--	5-12	.417	13	--	5--	--	--	--	--	11	0.8

Rashard Lee #3 • F • 6-6 • 205 • Durham, N.C. (Hillside HS)

Year	GP-GS	Min	Avg	FG-A	Pct	3FG-A	Pct	FT-A	Pct	Rebs	Avg	PF-FO	Ast	TO	Blk	Stl	Pts	Avg
1995-96	28-0	297	10.6	23-69	.333	10-32	.313	13-24	.542	62	2.2	46-3	24	24	14	5	69	2.5
1996-97	26-10	433	16.7	46-108	.426	0-2.000		11-20	.550	99	3.8	51-30	30	37	14	14	103	4.0
1997-98	29-19	660	22.8	114-277	.412	33-79	.418	38-67	.567	154	5.3	58-45	45	42	5	26	299	10.3
1998-99	30-2	482	16.1	72-175	.411	25-81	.309	42-62	.677	103	3.4	43-0	22	42	12	26	211	7.0
Totals	113-31	1872	16.6	255-629	.405	68-194	.351	104-173	.601	418	3.7	198-4	121	145	41	71	682	6.0

Elvin Little #23 • G • 6-0 • 188 • Princeton, W.Va.

Year	GP-GS	Min	Avg	FG-A	Pct	3FG-A	Pct	FT-A	Pct	Rebs	Avg	PF-FO	Ast	TO	Blk	Stl	Pts	Avg
1950-51	17--	--	--	10-57	.175	--	--	14-19	.737	--	--	19--	--	--	--	--	34	2.0
1951-52	15--	--	--	12-54	.222	--	--	11-14	.786	--	--	19--	--	--	--	--	35	2.3
1952-53	19--	--	--	39-112	.348	--	--	25-33	.758	49	2.6	--	--	--	--	--	103	5.4
Totals	51--	--	--	61-223	.274	--	--	50-66	.758	49	--	38--	--	--	--	--	172	3.4

Ed Littleton #12 • G • 6-2 • 160 • Paris, Tenn. (Henry County HS)

Year	GP-GS	Min	Avg	FG-A	Pct	3FG-A	Pct	FT-A	Pct	Rebs	Avg	PF-FO	Ast	TO	Blk	Stl	Pts	Avg
1980-81	29-27	330	11.4	41-84	.488	--	--	7-10	.700	22	0.8	50-1	48	36	6	15	89	3.1
1981-82	5-4	112	22.4	12-24	.500	--	--	2-3	.667	8	1.6	6-0	13	4	1	7	26	5.2
1982-83	12-0	198	16.5	15-36	.417	--	--	5-6	.833	14	1.2	12-0	17	14	0	9	35	2.9
Totals	46-31	640	13.9	68-144	.472	--	--	14-19	.737	44	1.0	68-1	78	54	7	31	150	3.3

Ian Lockhart #51 • C • 6-8 • 250 • Nassau, Bahamas (Nassau Christian Academy)

Year	GP-GS	Min	Avg	FG-A	Pct	3FG-A	Pct	FT-A	Pct	Rebs	Avg	PF-FO	Ast	TO	Blk	Stl	Pts	Avg
1986-87	21-0	170	8.1	13-28	.464	0-0.000		10-20	.500	50	2.4	26-0	1	7	1	5	36	1.7
1987-88	29-0	414	14.3	77-136	.566	0-1.000		42-67	.627	121	4.2	64-1	5	19	11	14	196	6.8
1988-89	30-5	596	19.9	102-207	.493	0-1.000		41-63	.651	164	5.5	79-14	51	17	7	38	245	8.2
1989-90	30-29	931	31.0	151-287	.526	0-1.000		91-141	.645	327	10.9	106-2	37	65	20	64	393	13.1
Totals	110-34	2111	19.2	343-658	.521	0-3.000		184-291	.632	662	6.0	275-5	95	142	39	121	870	7.9

Chris Lofton #5 • G • 6-2 • 197 • Maysville, Ky. (Mason County HS)

Year	GP-GS	Min	Avg	FG-A	Pct	3FG-A	Pct	FT-A	Pct	Rebs	Avg	PF-FO	Ast	TO	Blk	Stl	Pts	Avg
2004-05	31-31	914	29.5	141-293	.481	95-200	.465	35-41	.854	111	3.6	36-0	46	32	2	40	410	13.2
2005-06	30-30	957	31.9	174-373	.466	114-261	.437	55-60	.917	106	3.5	55-0	56	36	3	60	517	17.2
2006-07	31-31	917	29.6	205-428	.479	106-253	.419	129-159	.811	95	3.1	49-51	54	51	4	45	545	10.8
2007-08	36-36	1071	29.8	170-426	.399	118-307	.384	101-120	.842	115	3.2	56-0	64	49	3	48	649	20.5
Totals	128-128	3859	30.1	690-1520	.454	431-1021	.422	320-380	.842	427	3.3	196-1	220	168	12	193	2151	16.6

Brandon Lopez #24/#33 • G • 6-1 • 180 • Knoxville, Tenn. (Austin-East HS)

Year	GP-GS	Min	Avg	FG-A	Pct	3FG-A	Pct	FT-A	Pct	Rebs	Avg	PF-FO	Ast	TO	Blk	Stl	Pts	Avg
2011-12	7-0	10	1.4	0-0.000		0-0.000		0-0.000		1	0.1	0-0	0	0	0	0	0	0.0
2012-13	17-0	98	5.8	2-10	.200	0-1.000		1-3	.333	11	0.6	9-0	8	0	0	3	5	0.3
2013-14	7-0	13	1.9	0-0.000		0-0.00												

ALL-TIME PLAYER STATS

Anthony Love

#34 • F • 6-6 • 195 • Memphis, Tenn. (Northside HS)

Year	GP-GS	Min	Avg	FG-A	Pct	3FG-A	Pct	FT-A	Pct	Rebs	Avg	PF-FO	Ast	TO	Blk	Stl	Pts	Avg
1979-80	11-0	92	8.4	7-18	.389	--	--	4-5	.800	11	1.0	8-0	2	5	0	5	18	6.2
1980-81	23-3	296	12.9	18-51	.353	--	--	3-10	.300	35	1.5	23-0	14	13	0	8	39	1.7
Totals	34-3	388	11.4	25-69	.362	--	--	7-15	.467	46	1.4	31-0	16	18	0	13	57	1.7

Bill Lovelace

#12 • G • 6-1 • 177 • Knoxville, Tenn. (Central HS)

Year	GP-GS	Min	Avg	FG-A	Pct	3FG-A	Pct	FT-A	Pct	Rebs	Avg	PF-FO	Ast	TO	Blk	Stl	Pts	Avg
1952-53	21--	--	--	46-116	.397	--	--	38-52	.731	66	3.1	--	--	--	--	--	130	6.2
1953-54	22--	--	--	60-181	.331	--	--	35-57	.614	76	3.5	76--	--	--	--	--	155	7.0
1954-55	22--	--	--	64-175	.366	--	--	24-48	.500	74	3.4	62--	--	--	--	--	152	6.9
Totals	65--	--	--	170-472	.360	--	--	97-157	.618	216	3.3	138--	--	--	--	--	437	6.7

Bob Lowrie

#44 • G • 6-0 • 165 • Cleveland Heights, Ohio (Cathedral HS)

Year	GP-GS	Min	Avg	FG-A	Pct	3FG-A	Pct	FT-A	Pct	Rebs	Avg	PF-FO	Ast	TO	Blk	Stl	Pts	Avg
1977-78	8--	--	--	8-27	.296	--	--	6-9	.667	12	1.5	7-0	31	15	0	6	22	2.8

Butch Lowery

#14 • G • 5-10 • 158 • Knoxville, Tenn. (West HS)

Year	GP-GS	Min	Avg	FG-A	Pct	3FG-A	Pct	FT-A	Pct	Rebs	Avg	PF-FO	Ast	TO	Blk	Stl	Pts	Avg
1957-58	20--	--	--	30-90	.333	--	--	19-42	.452	15	0.8	21--	--	--	--	--	79	4.0

Yemi Makanjuola #0 • C • 6-9 • 250 • Lagos, Nigeria (Word of God [N.C.] Christian Academy)

Year	GP-GS	Min	Avg	FG-A	Pct	3FG-A	Pct	FT-A	Pct	Rebs	Avg	PF-FO	Ast	TO	Blk	Stl	Pts	Avg
2011-12	28-1	232	8.3	26-44	.591	0-0	.000	12-22	.545	78	2.8	45-1	4	9	12	5	64	2.3
2012-13	29-0	225	7.8	16-42	.381	0-0	.000	15-23	.652	69	2.4	48-1	3	14	8	2	47	1.6
Totals	57-1	457	8.0	42-86	.488	0-0	.000	27-45	.600	147	2.6	93-2	7	23	20	7	111	1.9

Larry Mansfield

#52 • C • 6-8 • 215 • Memphis, Tenn. (Frayser HS)

Year	GP-GS	Min	Avg	FG-A	Pct	3FG-A	Pct	FT-A	Pct	Rebs	Avg	PF-FO	Ast	TO	Blk	Stl	Pts	Avg
1967-68	26--	--	--	45-95	.474	--	--	27-65	.415	143	5.5	75-2	--	--	--	--	117	4.5

John Martin

#15 • F • 6-4 • 185 • Watseka, Ill. (Commercial HS)

Year	GP-GS	Min	Avg	FG-A	Pct	3FG-A	Pct	FT-A	Pct	Rebs	Avg	PF-FO	Ast	TO	Blk	Stl	Pts	Avg
1959-60	14--	--	--	36-98	.367	--	--	26-38	.684	67	4.8	24-0	--	--	--	--	98	7.0
1960-61	25--	--	--	59-152	.388	--	--	36-51	.706	78	3.1	53-1	--	--	--	--	154	6.2
1961-62	16--	--	--	22-50	.440	--	--	12-14	.857	35	2.2	23-1	--	--	--	--	56	3.5
Totals	55--	--	--	117-300	.390	--	--	74-103	.718	180	3.3	100-2	--	--	--	--	308	5.6

Darren Mathey

Year	GP-GS	Min	Avg	FG-A	Pct	3FG-A	Pct	FT-A	Pct	Rebs	Avg	PF-FO	Ast	TO	Blk	Stl	Pts	Avg
1994-95	1-0	1	1.0	0-0	.000	0-0	.000	0-0	.000	0	0.0	0-0	1	0	0	0	0	0.0

Jerome Maymon #34 • F • 6-8 • 260 • Madison, Wis. (Madison Memorial HS/Marquette)

Year	GP-GS	Min	Avg	FG-A	Pct	3FG-A	Pct	FT-A	Pct	Rebs	Avg	PF-FO	Ast	TO	Blk	Stl	Pts	Avg
2010-11	14-0	127	9.1	16-34	.471	0-2	.000	5-20	.250	39	2.8	18-0	3	14	0	2	37	2.6
2011-12	33-32	927	28.1	149-267	.558	0-5	.000	121-184	.658	267	8.1	93-4	39	82	10	32	419	12.7
2012-13	--	--	--	--	--	--	--	Redshirt	--	--	--	--	--	--	--	--	--	--
2013-14	37-36	1047	28.3	128-240	.533	0-1	.000	104-152	.684	300	8.1	100-5	39	64	15	25	360	9.7
Totals	84-68	2101	25.0	293-541	.542	0-8	.000	230-356	.646	606	7.2	211-9	81	160	25	59	816	9.7

Bobby Maze #3 • G • 6-3 • 195 • Suitland, Md. (Hutchinson CC/University of Oklahoma)

Year	GP-GS	Min	Avg	FG-A	Pct	3FG-A	Pct	FT-A	Pct	Rebs	Avg	PF-FO	Ast	TO	Blk	Stl	Pts	Avg
2008-09	34-28	852	25.1	100-235	.426	29-91	.319	50-72	.694	83	2.4	64-1	109	54	5	34	279	8.2
2009-10	37-36	922	24.9	122-302	.404	27-107	.252	78-94	.830	89	2.4	59-1	118	52	4	28	349	9.4
Totals	71-64	1774	25.0	222-537	.413	56-198	.283	128-166	.771	172	2.4	123-2	227	106	9	62	628	8.8

Skylar McBee

#13 • G • 6-3 • 195 • Rutledge, Tenn. (Grainger HS)

Year	GP-GS	Min	Avg	FG-A	Pct	3FG-A	Pct	FT-A	Pct	Rebs	Avg	PF-FO	Ast	TO	Blk	Stl	Pts	Avg
2009-10	33-0	431	13.1	32-99	.323	25-80	.313	24-27	.889	38	1.2	53-0	18	16	0	18	113	3.4
2010-11	31-0	392	12.6	28-84	.333	22-68	.324	15-17	.882	31	1.0	43-0	18	15	1	23	93	3.0
2011-12	34-12	760	22.4	67-180	.372	63-161	.391	26-31	.839	44	1.3	57-1	25	25	1	22	223	6.6
2012-13	33-16	826	25.0	55-174	.316	51-156	.327	21-25	.840	40	1.2	60-1	17	14	0	11	182	5.5
Totals	131-28	2409	18.4	182-537	.339	161-465	.346	86-100	.860	153	1.2	213-2	78	70	2	74	611	4.7

Seth McDonald

#25 • F • 6-9 • 205 • Tullahoma, Tenn. (Tullahoma HS)

Year	GP-GS	Min	Avg	FG-A	Pct	3FG-A	Pct	FT-A	Pct	Rebs	Avg	PF-FO	Ast	TO	Blk	Stl	Pts	Avg
1979-80	5-0	17	3.4	1-4	.250	--	--	2-5	.400	5	1.0	1-0	0	2	0	2	4	0.8
1981-82	7-0	29	4.1	4-7	.571	--	--	2-4	.500	5	0.7	4-0	2	5	0	1	10	1.4
1982-83	9-0	21	2.3	0-3	.000	--	--	0-0	.000	7	0.8	1-0	0	1	0	0	0	0.0
1983-84	11-0	50	4.5	4-7	.571	--	--	2-8	.250	11	1.0	6-0	3	5	0	0	10	0.9
Totals	32-0	117	3.7	9-21	.429	--	--	6-17	.353	28	0.9	12-0	5	13	0	3	24	0.8

Scotter McFadon #2 • G • 6-5 • 205 • Memphis, Tenn. (Raleigh-Egypt HS/Univ. of Memphis)

Year	GP-GS	Min	Avg	FG-A	Pct	3FG-A	Pct	FT-A	Pct	Rebs	Avg	PF-FO	Ast	TO	Blk	Stl	Pts	Avg
2003-04	28-27	877	31.3	147-373	.394	65-171	.380	134-147	.912	123	4.4	50-0	56	65	0	16	493	17.6
2004-05	26-25	785	30.2	125-319	.392	45-135	.333	77-93	.828	105	4.0	44-0	49	45	6	18	372	14.3
Totals	54-52	1662	30.8	272-692	.393	110-306	.359	211-240	.879	228	4.2	94-0	105	110	6	34	865	16.0

Larry McIntosh

#42 • G • 6-1 • 185 • Franklin, Ohio (Carlisle HS)

Year	GP-GS	Min	Avg	FG-A	Pct	3FG-A	Pct	FT-A	Pct	Rebs	Avg	PF-FO	Ast	TO	Blk	Stl	Pts	Avg
1963-64	24--	--	--	68-166	.410	--	--	44-64	.688	76	3.2	57-2	--	--	--	--	180	7.5
1964-65	25--	--	--	97-230	.422	--	--	110-142	.775	101	4.0	63-1	--	--	--	--	304	12.2
1965-66	26--	--	--	79-222	.356	--	--	72-99	.727	104	4.0	49-1	--	--	--	--	230	8.8
Totals	75--	--	--	244-618	.395	--	--	226-305	.741	281	3.7	169-4	--	--	--	--	714	9.5

Barry McKinnon #11 • G • 5-9 • 150 • Knoxville, Tenn. (Knoxville HS)

Year	GP-GS	Min	Avg	FG-A	Pct	3FG-A	Pct	FT-A	Pct	Rebs	Avg	PF-FO	Ast	TO	Blk	Stl	Pts	Avg
1952-53	4--	--	--	3-9	.333	--	--	5-5	1.00	2	0.5	--	--	--	--	--	11	2.8
1953-54	14--	--	--	5-15	.333	--	--	7-14	.500	12	0.9	6--	--	--	--	--	17	1.2
Totals	18--	--	--	8-24	.333	--	--	12-19	.632	14	0.8	6--	--	--	--	--	28	1.6



Jordan McRae #1/#52 • G • 6-6 • 185 • Midway, Ga. (Liberty County HS)

Year	GP-GS	Min	Avg	FG-A	Pct	3FG-A	Pct	FT-A	Pct	Rebs	Avg	PF-FO	Ast	TO	Blk	Stl	Pts	Avg
2010-11	10-0	53	5.3	6-19	.316	1-9	.111	5-11	.455	8	0.8	5-0	0	5	4	2	18	1.8
2011-12	34-15	738	21.7	97-257	.377	39-119	.328	60-79	.759	99	2.9	58-2	52	50	26	20	293	8.6
2012-13	33-22	1108	33.6	170-402	.423	60-169	.355	118-153	.771	136	4.1	77-4	66	93	29	26	518	15.7
2013-14	37-37	1191	32.2	223-512	.436	79-225	.351	167-212	.788	128	3.5	78-1	91	77	38	25	692	18.7
Totals	114-74	3090	27.1	496-1190	.417	179-522	.343	350-455	.769	371	3.3	218-7	209	225	97	73	1521	13.3

James Meriweather #21 • G • 6-3 • 185 • Baxley, Ga. (Appling County HS)

Year	GP-GS	Min	Avg	FG-A	Pct	3FG-A	Pct	FT-A	Pct	Rebs	Avg	PF-FO	Ast	TO	Blk	Stl	Pts	Avg
1977-78	20--	--	--	11-31	.355	--	--	5-7	.714	12	0.6	20-0	4	9	1	0	27	1.4
1978-79	7--	19	2.7	3-10	.300	--	--	4-7	.571	6	0.9	1-0	2	5	0	2	10	1.4
Totals	27--	19	--	14-41	.341	--	--	9-14	.643	18	0.7	21-0	6	14	1	2	37	1.4

Dwight Miller #25 • G • 6-8 • 245 • Nassau, Bahamas (St. Pius X HS/Pittsburgh/Midland [Texas] College)

Year	GP-GS	Min	Avg	FG-A	Pct	3FG-A	Pct	FT-A	Pct	Rebs	Avg	PF-FO	Ast	TO	Blk	Stl	Pts	Avg
2011-12	23-0	161	7.0	25-49	.510	4-8	.500	2-8	.250	35	1.5	20-0	1	4	14	5	56	2.4
2012-13	--	--	--	--	--	--	--	--	--	--	--	--	--	--	--	--	--	--
Totals	23-0	161	7.0	25-49	.510	4-8	.500	2-8	.250	35	1.5	20-0	1	4	14	5	56	2.4

Lionel Miller #22 • G • 6-5 • 200 • Newport News, Va. (Ferguson HS)

Year	GP-GS	Min	Avg	FG-A	Pct	3FG-A	Pct	FT-A	Pct	Rebs	Avg	PF-FO	Ast	TO	Blk	Stl	Pts	Avg
1984-85	11-0	35	3.2	5-18	.278	--	--	2-2	1.00	6	0.5	5-0	6	3	1	2	12	1.1

William Mills #41 • F • 6-6 • 195 • Millen, Ga. (Jenkins County HS)

Year	GP-GS	Min	Avg	FG-A	Pct	3FG-A	Pct	FT-A	Pct	Rebs	Avg	PF-FO	Ast	TO	Blk	Stl	Pts	Avg
1982-83	10-0	56	5.6	7-20	.350	--	--	4-4	1.00	6	0.6	13-0	1	5	0	1	18	1.8

Daryl Milson #32 • F • 6-6 • 205 • Savannah, Ga. (Savannah HS)

Year	GP-GS	Min	Avg	FG-A	Pct	3FG-A	Pct	FT-A	Pct	Rebs	Avg	PF-FO	Ast	TO	Blk	Stl	Pts	Avg
1990-91	34-7	430	12.6	50-95	.526	1-1	1.00	20-31	.645	90	2.6	46-0	21	28	3	22	121	3.6
1991-92	12-3	142	11.8	23-44	.523	0-1	0.000	2-6	.333	37	3.1	20-0	8	11	3	6	48	4.0
1992-93	9-0	44	4.9	7-12	.583	0-0	0.000	3-6	.500	10	1.1	3-0	5	6	0	3	17	1.9
Totals	55-10	616	11.2	80-151	.530	1-2	.500	25-43	.581	137	2.5	69-0	34	45	6	31	186	3.4

David Mitchell #12 • G • 6-0 • 175 • Coeburn, Va. (Coeburn HS)

Year	GP-GS	Min	Avg	FG-A	Pct	3FG-A	Pct	FT-A	Pct	Rebs	Avg	PF-FO	Ast	TO	Blk	Stl	Pts	Avg
1973-74	1--	--	--	1-2	.500	--	--	0-0	.000	0	0.0	0-0	0	--	--	--	2	2.0

Gil Monroe #44 • F • 6-2 • 178 • Dayton, Ohio (Colonel White HS)

Year	GP-GS	Min	Avg	FG-A	Pct	3FG-A	Pct	FT-A	Pct	Rebs	Avg	PF-FO	Ast	TO	Blk	Stl	Pts	Avg
1963-64	10--	--	--	6-10	.600	--	--	0-0	.000	6	0.6	7-0	--	--	--	--	12	1.2
1964-65	17--	--	--	11-29	.379	--	--	3-6	.500	21	1.2	11-0	--	--	--	--	25	1.5
Totals	27--	--	--	17-39	.436	--	--	3-6	.500	27	1.0	18-0	--	--	--	--	37	1.4

Ed "Britches" Montgomery #12 • G • 5-11 • 150 • Knoxville, Tenn.

Year	GP-GS	Min	Avg	FG-A	Pct	3FG-A	Pct	FT-A	Pct	Rebs	Avg	PF-FO	Ast	TO	Blk	Stl	Pts	Avg
1947-48	25--	--	--	77-303	.254	--	--	59-96	.615	--	--	70--	--	--	--	--	213	8.5
1948-49	26--	--	--	108-414	.261	--	--	80-128	.625	--	--	90--	--	--	--	--	296	11.4
Totals	51--	--	--	185-717	.258	--	--	139-224	.621	--	--	160--	--	--	--	--	509	10.0

Dan Moody #33 • F • 6-5 • 185 • Blountville, Tenn. (Sullivan Central HS)

Year	GP-GS	Min	Avg	FG-A	Pct	3FG-A	Pct	FT-A	Pct	Rebs	Avg	PF-FO	Ast	TO	Blk	Stl	Pts	Avg
1972-73	3--	--	--	2-3	.667	--	--	0-0	.000	6	2.0	3-0	0	--	--	--	4	1.3

Armani Moore #4 • G • 6-5 • 215 • Kennesaw, Ga. (Mt. Paran Christian School)

Year	GP-GS	Min	Avg	FG-A	Pct	3FG-A	Pct	FT-A	Pct	Rebs	Avg	PF-FO	Ast	TO	Blk	Stl	Pts	Avg
2012-13	30-16	397	13.2	30-80	.375	4-15	.267	8-16	.500	77	2.6	48-1	20	31	18	17	72	2.4
2013-14	33-0	426	12.9	39-83	.470	7-26	.269	17-29	.586	73	2.2	46-0	22	9	20	15	102	3.1
Totals	63-16	823	13.1	69-163	.423	11-41	.268	25-45	.556	150	2.4	94-1	42	40	38	32	174	2.8

Don Moore #21 • F • 6-4 • 205 • Virginia Beach, Va. (Green Run HS)

Year	GP-GS	Min	Avg	FG-A	Pct	3FG-A	Pct	FT-A	Pct	Rebs	Avg	PF-FO	Ast	TO	Blk	Stl	Pts	Avg
1990-91	12-0	15	1.3	2-2	1.00	0-0	0.000	0-0	.000	4	0.3	2-0	0	3	1	4	4	0.3

Jason Moore #22 • G • 6-2 • 180 • Franklin, Tenn (Franklin HS)

Year	GP-GS	Min	Avg	FG-A	Pct	3FG-A	Pct	FT-A	Pct	Rebs	Avg	PF-FO	Ast	TO	Blk	Stl	Pts	Avg
1994-95	19-0	181	9.5	9-28	.321	8-23	.348	1-2	.500	10	0.5	15-0	8	13	0	2	27	1.4

Scott Moore #33 • C • 6-11 • 255 • Carthage, Tenn. (Smith County HS)

Year	GP-GS	Min	Avg	FG-A	Pct	3FG-A	Pct	FT-A	Pct	Rebs	Avg	PF-FO	Ast	TO	Blk	Stl	Pts	Avg
1995-96	23-1	200	8.7	12-33	.364	0-0	0.000	3-11	.273	30	1.3	20-0	3	15	14	1	27	1.2
1996-97	19-0	119	6.3	5-12	.417	0-0	0.000	0-3	.000	18	0.9	12-0	0	15	2	1	10	0.5
1997-98	21-1	129	6.1	7-15	.467	0-0	0.000	1-7	.143	26	1.2	3-0	2	9	7	1	15	0.7
Totals	63-2	448	7.1	24-60	.400	0-0	0.000	4-21	.190	74	1.2	35-0	5	39	23	3	52	0.8

David Moss #44 • F • 6-3 • 185 • Ringgold, Ga. (Ringgold HS)

Year	GP-GS	Min	Avg	FG-A	Pct	3FG-A	Pct	FT-A	Pct	Rebs	Avg	PF-FO	Ast	TO	Blk	Stl	Pts	Avg
1973-74	5--	--	--	4-7	.571	--	--	4-7	.571	19	3.8	10-0	0	--	--	--	12	2.4

Howie Moss #16 • F • 6-3 • 180 • Oak Ridge, Tenn. (Oak Ridge HS)

Year	GP-GS	Min	Avg	FG-A	Pct	3FG-A	Pct	FT-A	Pct	Rebs	Avg	PF-FO	Ast	TO	Blk	Stl	Pts	Avg
1959-60	16--	--	--	27-88	.307	--	--	18-27	.667	74	4.6	59-5	--	--	--	--	72	4.5
1961-62	22--	--	--	51-121	.421	--	--	26-46	.565	108	4.9	53-4	--	--	--	--	128	5.8
Totals	38--	--	--	78-209	.373	--	--	44-73	.603	182	4.8	112-9	--	--	--	--	200	5.3

ALL-TIME PLAYER STATS

Rob Murphy #15 • F • 6-8 • 233 • Brentwood, Tenn. (Lipscomb University)

Year	GP-GS	Min	Avg	FG-A	Pct	3FG-A	Pct	FT-A	Pct	Rebs	Avg	PF-FO	Ast	TO	Bk	Stl	Pts	Avg
2011-12	3-0	5	1.7	0-0	0.000	0-0	0.000	1-2	50.0	1	0.3	1-0	0	0	0	1	1	0.3
2012-13	2-0	3	1.5	0-0	0.000	0-0	0.000	0-0	0.000	0	0.0	0-0	0	2	0	0	0	0.0
Totals	5-0	8	1.6	0-0	0.000	0-0	0.000	1-2	50.0	1	0.2	1-0	0	2	0	1	1	0.2

Kerry Myers #30 • G • 6-3 • 202 • Celina, Ohio (Celina HS)

Year	GP-GS	Min	Avg	FG-A	Pct	3FG-A	Pct	FT-A	Pct	Rebs	Avg	PF-FO	Ast	TO	Bk	Stl	Pts	Avg
1967-68	16--	--	--	7-22	.318	--	--	10-16	.625	11	0.7	10-0	--	--	--	--	24	1.5
1968-69	8--	--	--	2-6	.333	--	--	0-2	.000	2	0.3	4-0	9	--	--	--	4	0.5
1969-70	25--	--	--	46-115	.400	--	--	23-38	.605	86	3.4	45-0	23	--	--	--	115	4.6
Totals	49--	--	--	55-143	.385	--	--	33-56	.589	99	2.0	59-0	32	--	--	--	143	2.9

David Mynatt #34 • F/G • 6-2 • 160 • Knoxville, Tenn. (Carter HS)

Year	GP-GS	Min	Avg	FG-A	Pct	3FG-A	Pct	FT-A	Pct	Rebs	Avg	PF-FO	Ast	TO	Bk	Stl	Pts	Avg
1981-82	2-0	3	1.5	0-0	0.000	--	--	0-0	0.000	0	0.0	0-0	0	0	0	0	0	0.0

Kirk Naler #32 • F • 6-7 • 210 • Gadsden, Ala. (Westminster Christian)

Year	GP-GS	Min	Avg	FG-A	Pct	3FG-A	Pct	FT-A	Pct	Rebs	Avg	PF-FO	Ast	TO	Bk	Stl	Pts	Avg
1981-82	8-0	32	4.0	4-5	.800	--	--	0-1	.000	5	0.6	3-0	3	2	1	0	8	1.0
1982-83	21-1	362	7.7	14-45	.311	--	--	7-9	.778	23	1.1	28-10	22	2	8	35	17	1.7
1983-84	23-5	286	12.4	28-55	.509	--	--	15-18	.833	34	1.5	22-0	18	25	2	6	71	3.1
1984-85	31-13	362	11.7	33-89	.371	--	--	6-9	.667	53	1.7	34-0	35	25	3	15	72	2.3
Totals	83-19	842	10.1	79-194	.407	--	--	28-37	.757	115	1.4	87-1	66	74	8	29	186	2.2

Kevin Nash #43 • C • 6-10 • 225 • Trenton, Mich. (Aquinas HS)

Year	GP-GS	Min	Avg	FG-A	Pct	3FG-A	Pct	FT-A	Pct	Rebs	Avg	PF-FO	Ast	TO	Bk	Stl	Pts	Avg
1977-78	27--	--	--	49-104	.471	--	--	22-39	.564	140	5.2	81-3	14	34	5	5	120	4.4
1978-79	29-0	402	13.9	64-137	.467	--	--	25-43	.581	104	3.6	74-3	7	56	13	5	153	5.3
1979-80	29-26	486	16.8	64-146	.438	--	--	29-63	.460	117	4.0	69-1	9	37	5	5	157	5.4
Totals	85-26	888	--	177-387	.457	--	--	76-145	.524	361	4.2	224-7	30	127	23	15	437	5.1

Rawane "Pops" Ndiaye #10 • C • 6-10 • 275 • Raleigh, N.C.

Year	GP-GS	Min	Avg	FG-A	Pct	3FG-A	Pct	FT-A	Pct	Rebs	Avg	PF-FO	Ast	TO	Bk	Stl	Pts	Avg
2013-14	22-0	72	3.3	8-18	.444	0-0	0.000	4-8	.500	21	1.0	11-0	0	8	2	0	20	0.9

Herb Neff #22 • C • 6-4 • 180 • Knoxville, Tenn.

Year	GP-GS	Min	Avg	FG-A	Pct	3FG-A	Pct	FT-A	Pct	Rebs	Avg	PF-FO	Ast	TO	Bk	Stl	Pts	Avg
1950-51	19--	--	--	37-112	.330	--	--	13-33	.394	--	--	32--	--	--	--	--	87	4.6
1951-52	20--	--	--	104-223	.466	--	--	74-131	.565	--	--	74--	--	--	--	--	282	14.1
Totals	39--	--	--	141-335	.421	--	--	87-164	.530	--	--	106--	--	--	--	--	369	9.5

Emmanuel Ngedu #5 • F • 6-7 • 230 • Kaduna, Nigeria (Brewster [N.H.] Academy)

Year	GP-GS	Min	Avg	FG-A	Pct	3FG-A	Pct	FT-A	Pct	Rebs	Avg	PF-FO	Ast	TO	Bk	Stl	Pts	Avg
2008-09	33-0	236	7.2	17-36	.472	1-3	.333	28-35	.800	56	1.7	30-1	8	9	11	8	63	1.9

Clint Newman #25 • G • 6-2 • 170 • Maryville, Tenn. (Maryville HS)

Year	GP-GS	Min	Avg	FG-A	Pct	3FG-A	Pct	FT-A	Pct	Rebs	Avg	PF-FO	Ast	TO	Bk	Stl	Pts	Avg
1993-94	10-0	32	3.2	1-3	.333	0-0	0.000	3-4	.750	6	0.6	3-0	2	12	0	1	5	0.5
1994-95	5-0	8	1.6	0-2	0.000	0-0	0.000	0-0	0.000	2	0.4	0-0	0	0	0	0	0	0.0
1995-96	5-0	5	1.7	1-1	1.000	0-0	0.000	0-0	0.000	0	0.0	1-0	0	0	0	0	2	0.7
Totals	18-0	45	2.5	2-6	.333	0-0	0.000	3-4	.750	8	0.4	4-0	2	12	0	1	7	0.4

Paul Newman #18 • F • 6-4 • 175 • Mason Hall, Tenn. (Mason Hall HS)

Year	GP-GS	Min	Avg	FG-A	Pct	3FG-A	Pct	FT-A	Pct	Rebs	Avg	PF-FO	Ast	TO	Bk	Stl	Pts	Avg
1957-58	4--	--	--	2-2	1.00	--	--	1-2	.500	2	0.5	1-0	--	--	--	--	5	1.3

Lewis Neyland #17 • F • 6-3 • 165 • Knoxville, Tenn. (Knoxville HS)

Year	GP-GS	Min	Avg	FG-A	Pct	3FG-A	Pct	FT-A	Pct	Rebs	Avg	PF-FO	Ast	TO	Bk	Stl	Pts	Avg
1952-53	4--	--	--	0-0	0.000	--	--	1-2	.500	2	0.5	--	--	--	--	--	1	0.3
1953-54	16--	--	--	34-84	.405	--	--	26-41	.634	48	3.0	29--	--	--	--	--	94	5.9
1954-55	19--	--	--	58-167	.347	--	--	39-67	.582	91	4.8	58--	--	--	--	--	155	8.2
1955-56	24--	--	--	75-232	.323	--	--	38-75	.507	157	6.5	81--	--	--	--	--	188	7.8
Totals	63--	--	--	167-487	.343	--	--	104-185	.562	298	4.7	168--	--	--	--	--	438	7.0

Dyron Nix #31 • F • 6-7 • 210 • Ft. Walton Beach, Fla. (Ft. Walton HS)

Year	GP-GS	Min	Avg	FG-A	Pct	3FG-A	Pct	FT-A	Pct	Rebs	Avg	PF-FO	Ast	TO	Bk	Stl	Pts	Avg
1985-86	25-13	585	23.4	71-150	.473	--	--	34-51	.667	108	4.3	70-3	15	37	18	16	176	7.0
1986-87	29-29	1039	35.8	153-283	.541	0-2	0.000	102-161	.634	294	10.1	92-5	15	70	53	57	408	14.1
1987-88	29-29	1039	35.8	235-460	.511	1-7	.143	173-227	.762	261	9.0	74-1	16	80	31	34	644	22.2
1988-89	30-26	1078	35.9	254-492	.516	38-103	.369	103-144	.715	281	9.4	69-1	57	81	40	51	649	21.6
Totals	113-97	3741	33.1	713-1385	.515	39-112	.348	412-583	.707	944	8.4	305-10	101	268	142	138	1877	16.6

Jim Otte #22 • G • 6-1 • 190 • Covington, Ky. (Holmes HS)

Year	GP-GS	Min	Avg	FG-A	Pct	3FG-A	Pct	FT-A	Pct	Rebs	Avg	PF-FO	Ast	TO	Bk	Stl	Pts	Avg
1955-56	3--	--	--	0-0	0.000	--	--	3-4	.750	1	0.3	1-0	--	--	--	--	3	1.0

Jerry Parker #42 • G • 6-2 • 174 • Campbellsville, Ky. (Taylor County HS)

Year	GP-GS	Min	Avg	FG-A	Pct	3FG-A	Pct	FT-A	Pct	Rebs	Avg	PF-FO	Ast	TO	Bk	Stl	Pts	Avg
1961-62	23--	--	--	106-269	.394	--	--	43-60	.717	149	6.5	59-3	--	--	--	--	255	11.1
1962-63	24--	--	--	84-179	.469	--	--	33-47	.702	126	5.3	70-5	--	--	--	--	201	8.4
Totals	47--	--	--	190-448	.424	--	--	76-107	.710	275	5.9	129-8	--	--	--	--	456	9.7

Bob Parmenter #16 • G • 5-11 • 156 • Vincennes, Ind.

Year	GP-GS	Min	Avg	FG-A	Pct	3FG-A	Pct	FT-A	Pct	Rebs	Avg	PF-FO	Ast	TO	Bk	Stl	Pts	Avg
1951-52	20--	--	--	69-197	.350	--	--	28-53	.528	--	--	61--	--	--	--	--	166	8.3



Ralph Parton #15 • G • 5-7 • 140 • Hebron, Ky. (Conner HS)

Year	GP-GS	Min	Avg	FG-A	Pct	3FG-A	Pct	FT-A	Pct	Rebs	Avg	PF-FO	Ast	TO	Blk	Stl	Pts	Avg
1976-77	4-	--	--	0-0	.000	--	--	0-1	.000	2	0.5	2-0	1	--	--	--	0	0.0
1977-78	4-	--	--	0-0	.000	--	--	4-5	.800	1	0.3	3-0	2	1	0	0	4	1.0
1978-79	1-	--	1	1.0	0-0	.000	--	0-0	.000	0	0.0	0-0	0	0	0	0	0	0.0
1979-80	23-1	216	9.4	8-16	.500	--	--	23-33	.697	10	0.4	26-2	56	31	1	7	39	1.7
Totals	32-1	217	--	8-16	.500	--	--	27-39	.692	13	0.4	31-2	59	32	1	7	43	1.3

Tony Passley #13 • F • 6-5 • 218 • Indianapolis, Ind. (North Central HS/Redlands CC)

Year	GP-GS	Min	Avg	FG-A	Pct	3FG-A	Pct	FT-A	Pct	Rebs	Avg	PF-FO	Ast	TO	Blk	Stl	Pts	Avg
2006-07	17-0	115	6.8	11-28	.393	1-4	.250	8-16	.500	29	1.7	28-0	8	18	3	2	31	1.8

Andre Patterson #22 • F • 6-7 • 217 • Los Angeles, Calif. (Washington Prep/UCLA)

Year	GP-GS	Min	Avg	FG-A	Pct	3FG-A	Pct	FT-A	Pct	Rebs	Avg	PF-FO	Ast	TO	Blk	Stl	Pts	Avg
2004-05	31-22	765	24.7	96-169	.568	1-2	.500	36-58	.621	191	6.2	86-3	37	58	32	24	229	7.4
2005-06	30-16	755	25.2	114-238	.479	1-7	.143	54-84	.643	201	6.7	91-1	49	61	34	37	283	9.4
Totals	61-38	1520	24.9	210-407	.516	2-9	.222	90-142	.634	392	6.4	177-4	86	119	66	61	512	8.4

Steven Pearl #22 • F • 6-5 • 235 • Knoxville, Tenn. (West HS)

Year	GP-GS	Min	Avg	FG-A	Pct	3FG-A	Pct	FT-A	Pct	Rebs	Avg	PF-FO	Ast	TO	Blk	Stl	Pts	Avg
2007-08	19-0	52	2.7	5-11	.455	0-0	.000	0-2	.000	8	0.4	7-0	4	3	0	1	10	0.5
2008-09	17-0	73	4.3	2-10	.200	0-1	.000	3-6	.500	9	0.5	7-0	5	8	0	1	7	0.4
2009-10	31-0	339	10.9	20-42	.476	0-0	.000	5-19	.263	40	1.3	44-0	19	19	4	13	45	1.5
2010-11	34-1	381	11.2	29-53	.547	0-0	.000	6-14	.429	53	1.6	62-0	23	23	4	21	64	1.9
Totals	101-1	845	8.4	56-116	.483	0-1	.000	14-41	.341	110	1.1	120-0	51	53	8	36	126	1.2

Roger Peltz #12 • F • 6-5 • 205 • Royal Oak, Mich. (Kimball HS)

Year	GP-GS	Min	Avg	FG-A	Pct	3FG-A	Pct	FT-A	Pct	Rebs	Avg	PF-FO	Ast	TO	Blk	Stl	Pts	Avg
1968-69	6--	--	--	3-4	.750	--	--	4-11	.364	7	1.2	5-0	0	--	--	--	10	1.7
1969-70	5--	--	--	3-7	.429	--	--	2-4	.500	9	1.8	7-0	0	--	--	--	8	1.6
1970-71	11--	--	--	6-17	.353	--	--	0-3	.000	13	1.2	5-0	2	--	--	--	12	1.1
Totals	22--	--	--	12-28	.429	--	--	6-18	.333	29	1.3	17-0	2	--	--	--	30	1.4

Bob Perigo #44/#45/#12/#13 • F • 6-4 • 185 • Lafayette, Ind. (Jefferson HS)

Year	GP-GS	Min	Avg	FG-A	Pct	3FG-A	Pct	FT-A	Pct	Rebs	Avg	PF-FO	Ast	TO	Blk	Stl	Pts	Avg
1958-59	5--	--	--	5-12	.417	--	--	3-4	.750	11	2.2	4-0	--	--	--	--	13	2.6
1959-60	10--	--	--	5-29	.172	--	--	16-23	.696	24	2.4	16-0	--	--	--	--	26	2.6
1960-61	7--	--	--	1-11	.091	--	--	1-4	.250	9	1.3	7-0	--	--	--	--	3	0.4
Totals	22--	--	--	11-52	.212	--	--	20-31	.645	44	2.0	27-0	--	--	--	--	42	1.9

Malcolm "Mac" Petty #40 • F • 6-4 • 203 • Wooster, Ohio (Wooster HS)

Year	GP-GS	Min	Avg	FG-A	Pct	3FG-A	Pct	FT-A	Pct	Rebs	Avg	PF-FO	Ast	TO	Blk	Stl	Pts	Avg
1965-66	6--	--	--	3-10	.300	--	--	1-3	.333	3	0.5	3-0	--	--	--	--	7	1.2
1966-67	12--	--	--	1-8	.125	--	--	2-3	.667	4	0.3	5-0	--	--	--	--	4	0.3
1967-68	11--	--	--	2-7	.286	--	--	2-3	.667	9	0.8	4-0	--	--	--	--	6	0.5
Totals	29--	--	--	6-25	.240	--	--	5-9	.556	16	0.6	12-0	--	--	--	--	17	0.6

Joe Pietropola #14 • F • 6-3 • 190 • Pittsburgh, Pa. (Penn Hills HS)

Year	GP-GS	Min	Avg	FG-A	Pct	3FG-A	Pct	FT-A	Pct	Rebs	Avg	PF-FO	Ast	TO	Blk	Stl	Pts	Avg
1964-65	7--	--	--	6-9	.667	--	--	4-9	.444	7	1.0	12-0	--	--	--	--	16	2.3

Rex Pitts #15 • F • 6-3 • 185 • Sheridan, Ind.

Year	GP-GS	Min	Avg	FG-A	Pct	3FG-A	Pct	FT-A	Pct	Rebs	Avg	PF-FO	Ast	TO	Blk	Stl	Pts	Avg
1952-53	4--	--	--	2-5	.400	--	--	0-0	.000	0	0.0	--	--	--	--	--	4	1.0

Ben "Skip" Plotnicki #34 • F • 6-2 • 170 • Knoxville, Tenn. (Catholic HS)

Year	GP-GS	Min	Avg	FG-A	Pct	3FG-A	Pct	FT-A	Pct	Rebs	Avg	PF-FO	Ast	TO	Blk	Stl	Pts	Avg
1962-63	9--	--	--	1-1	1.00	--	--	3-4	.750	3	0.3	1-0	--	--	--	--	5	0.6
1963-64	10--	--	--	3-5	.600	--	--	0-1	.000	4	0.4	2-0	--	--	--	--	6	0.6
1964-65	13--	--	--	8-14	.571	--	--	3-5	.600	13	1.0	6-0	--	--	--	--	19	1.5
Totals	32--	--	--	12-20	.600	--	--	6-10	.600	20	0.6	9-0	--	--	--	--	30	0.9

Michael Poole #24 • G • 6-3 • 165 • Chattanooga, Tenn. (Riverside HS)

Year	GP-GS	Min	Avg	FG-A	Pct	3FG-A	Pct	FT-A	Pct	Rebs	Avg	PF-FO	Ast	TO	Blk	Stl	Pts	Avg
1979-80	15-0	79	5.3	6-22	.273	--	--	6-12	.500	12	0.8	9-0	19	15	0	3	18	1.2
1980-81	11-0	41	3.7	3-12	.250	--	--	2-4	.500	7	0.6	6-0	4	4	1	2	8	0.7
Totals	26-0	120	4.6	9-34	.265	--	--	8-16	.500	19	0.7	15-0	23	19	1	5	26	1.0

Dale Powell #21 • F • 6-2 • 180 • Louisville, Ky.

Year	GP-GS	Min	Avg	FG-A	Pct	3FG-A	Pct	FT-A	Pct	Rebs	Avg	PF-FO	Ast	TO	Blk	Stl	Pts	Avg
1947-48	18--	--	--	31-112	.277	--	--	12-22	.545	--	--	10--	--	--	--	--	74	4.1
1948-49	14--	--	--	14-56	.250	--	--	8-10	.800	--	--	23--	--	--	--	--	36	2.6
Totals	32--	--	--	45-168	.268	--	--	20-32	.625	--	--	33--	--	--	--	--	110	3.4

Don Preston #18 • F • 6-3 • 170 • Knoxville, Tenn. (West HS)

Year	GP-GS	Min	Avg	FG-A	Pct	3FG-A	Pct	FT-A	Pct	Rebs	Avg	PF-FO	Ast	TO	Blk	Stl	Pts	Avg
1956-57	2--	--	--	2-3	.667	--	--	0-0	.000	0	0.0	0-0	--	--	--	--	4	2.0

Jay Price #10 • G • 6-2 • 195 • Chattanooga, Tenn. (Brainerd HS)

Year	GP-GS	Min	Avg	FG-A	Pct	3FG-A	Pct	FT-A	Pct	Rebs	Avg	PF-FO	Ast	TO	Blk	Stl	Pts	Avg
1988-89	19-0	90	4.7	12-27	.444	4-12	.333	10-12	.833	4	0.2	11-0	18	16	3	5	38	2.0
1989-90	29-2	322	11.1	15-47	.319	2-18	.111	20-27	.741	29	1.0	48-0	42	40	0	9	52	1.8
1990-91	34-11	763	22.4	91-183	.497	20-54	.370	57-73	.781	76	2.2	76-2	110	89	6	47	259	7.6
1991-92	34-34	825	24.3	91-201	.453	31-90	.344	48-62	.774	61	1.8	72-1	108	64	1	25	261	7.7
Totals	116-47	2000	17.2	209-458	.456	57-174	.328	135-174	.776	170	1.5	207-3	278	209	10	86	610	5.3

ALL-TIME PLAYER STATS

J.P. Prince #30 • G • 6-7 • 205 • Memphis, Tenn. (White Station HS/University of Arizona)

Year	GP-GS	Min	Avg	FG-A	Pct	3FG-A	Pct	FT-A	Pct	Rebs	Avg	PF-FO	Ast	TO	Bk	Stl	Pts	Avg
2007-08	27-2	508	18.8	83-167	49.7	2-13	15.4	49-88	55.7	87	3.2	61-0	49	45	14	26	217	8.0
2008-09	31-23	818	26.4	127-222	57.2	3-24	12.5	50-82	61.0	130	4.2	95-4	97	65	20	47	307	9.9
2009-10	37-31	922	24.9	132-249	53.0	11-34	32.4	90-143	62.9	138	3.7	98-3	113	89	18	57	365	9.9
Totals	95-56	2248	23.7	342-638	53.6	16-71	22.5	189-313	60.4	355	3.7	254-7	259	199	52	130	889	9.4

James Ratiff #11 • F • 6-8 • 215 • Washington, D.C. (Eastern HS)

Year	GP-GS	Min	Avg	FG-A	Pct	3FG-A	Pct	FT-A	Pct	Rebs	Avg	PF-FO	Ast	TO	Bk	Stl	Pts	Avg
1977-78	26--	--	--	61-174	.351	--	--	19-36	.528	119	4.6	44-1	8	41	15	7	141	5.4

Steve Ray #53 • F • 6-4 • 200 • Collinsville, Ill. (Collinsville HS)

Year	GP-GS	Min	Avg	FG-A	Pct	3FG-A	Pct	FT-A	Pct	Rebs	Avg	PF-FO	Ast	TO	Bk	Stl	Pts	Avg
1978-79	21--	208	9.9	13-41	.317	--	--	25-36	.694	22	1.0	22-0	10	17	2	8	51	2.4
1979-80	25-22	664	26.6	68-158	.430	--	--	31-38	.816	68	2.7	57-2	46	35	5	18	167	6.7
1980-81	25-24	766	30.6	67-146	.459	--	--	22-28	.786	69	2.8	66-2	55	34	5	32	156	6.2
1981-82	30-30	1045	34.8	88-179	.492	--	--	31-43	.721	93	3.1	90-2	89	44	5	35	207	6.9
Totals	101-76	2683	26.6	236-524	45.0	--	--	109-145	.752	252	2.5	235-6	200	130	17	93	581	5.8

Derek Reese #3 • G • 6-8 • 220 • Orlando, Fla. (Olympia HS)

Year	GP-GS	Min	Avg	FG-A	Pct	3FG-A	Pct	FT-A	Pct	Rebs	Avg	PF-FO	Ast	TO	Bk	Stl	Pts	Avg		
2012-13	14-0	191	13.6	19-49	.388	--	--	10-51	.323	4-6	.667	29	2.1	13-0	7	5	1	4	52	3.7
2013-14	24-0	261	10.9	19-57	.333	--	--	10-36	.278	9-13	.692	72	3.0	38-0	7	11	11	5	57	2.4
Totals	38-0	452	11.9	38-106	.358	--	--	20-67	.299	13-19	.684	101	2.7	51-0	14	16	12	9	109	2.9

Ronnie Reese #34 • F • 6-8 • 200 • Franklin, Va. (Franklin HS)

Year	GP-GS	Min	Avg	FG-A	Pct	3FG-A	Pct	FT-A	Pct	Rebs	Avg	PF-FO	Ast	TO	Bk	Stl	Pts	Avg
1987-88	19-2	146	7.7	13-46	.283	0-0	.000	3-8	.375	21	1.1	12-0	4	14	1	0	29	1.5
1988-89	22-2	167	7.6	14-40	.350	0-0	.000	4-7	.571	30	1.4	11-0	6	12	6	5	32	1.5
1989-90	30-30	748	24.9	120-219	.548	0-0	.000	33-57	.579	174	5.8	67-0	44	47	13	12	273	9.1
1990-91	34-24	693	20.4	112-201	.557	0-1	.000	47-77	.610	184	5.4	53-0	20	49	7	11	217	8.0
Totals	105-58	1754	16.7	259-506	.512	0-6	.000	87-149	.584	409	3.9	143-0	74	122	27	28	605	5.8

Don Reevets #34 • F • 6-4 • 195 • Knoxville, Tenn. (Fulton HS)

Year	GP-GS	Min	Avg	FG-A	Pct	3FG-A	Pct	FT-A	Pct	Rebs	Avg	PF-FO	Ast	TO	Bk	Stl	Pts	Avg
1956-57	12--	--	--	6-14	.429	--	--	5-12	.417	19	1.6	11--	--	--	--	--	17	1.4
1957-58	22--	--	--	54-92	.587	--	--	33-72	.458	105	4.8	36--	--	--	--	--	141	6.4
1958-59	22--	--	--	50-114	.439	--	--	48-77	.623	121	5.5	54-0	--	--	--	--	148	6.7
Totals	56--	--	--	110-220	.500	--	--	86-161	.534	245	4.4	101-0	--	--	--	--	306	5.5

Anthony Richardson #20 • F • 6-6 • 195 • Goldsboro, N.C. (Goldsboro HS)

Year	GP-GS	Min	Avg	FG-A	Pct	3FG-A	Pct	FT-A	Pct	Rebs	Avg	PF-FO	Ast	TO	Bk	Stl	Pts	Avg
1983-84	17-2	196	11.5	16-36	.444	--	--	2-6	.333	22	1.3	19-0	4	11	7	6	34	2.0
1984-85	37-27	1135	30.7	138-252	.548	--	--	123-155	.794	218	5.9	89-3	20	62	31	58	399	10.8
1985-86	25-16	621	24.8	74-162	.457	--	--	41-56	.732	76	3.0	35-1	51	60	8	17	189	7.6
1986-87	24-15	399	16.6	38-77	.494	1-4	.250	15-34	.441	85	3.5	37-0	23	29	4	15	92	3.8
Totals	103-60	2351	22.8	266-527	.505	1-4	.250	181-251	.721	401	3.9	180-4	98	162	50	76	714	6.9

Josh Richardson #1 • G • 6-6 • 196 • Edmond, Okla. (Santa Fe HS)

Year	GP-GS	Min	Avg	FG-A	Pct	3FG-A	Pct	FT-A	Pct	Rebs	Avg	PF-FO	Ast	TO	Bk	Stl	Pts	Avg
2011-12	34-9	543	16.0	36-102	.353	9-38	.237	16-25	.640	47	1.4	61-0	24	32	19	18	97	2.9
2012-13	33-33	1013	30.7	99-211	.469	9-42	.214	54-78	.692	143	4.3	82-0	51	55	23	55	261	7.9
2013-14	37-36	1122	30.3	139-293	.474	34-100	.340	69-87	.793	106	2.9	79-0	56	37	30	27	381	10.3
Totals	104-78	2678	25.8	274-606	.452	52-180	.289	139-190	.732	296	2.8	222-0	131	124	72	80	739	7.1

Lloyd Richardson #21 • F • 6-8 • 210 • Rogersville, Tenn. (Rogersville HS)

Year	GP-GS	Min	Avg	FG-A	Pct	3FG-A	Pct	FT-A	Pct	Rebs	Avg	PF-FO	Ast	TO	Bk	Stl	Pts	Avg
1970-71	28--	--	--	58-131	.443	--	--	34-42	.810	119	4.3	38-1	8	--	--	--	150	5.4
1971-72	24--	--	--	71-174	.408	--	--	28-37	.757	128	5.3	36-0	48	--	--	--	170	7.1
1972-73	21--	--	--	15-34	.441	--	--	5-12	.417	33	1.6	11-0	7	--	--	--	35	1.7
Totals	73--	--	--	144-339	.425	--	--	67-91	.736	280	3.8	85-1	63	--	--	--	355	4.9

Bob Risser #20 • G • 6-1 • 170 • Nashville, Tenn. (Des Moines [Iowa] Roosevelt HS)

Year	GP-GS	Min	Avg	FG-A	Pct	3FG-A	Pct	FT-A	Pct	Rebs	Avg	PF-FO	Ast	TO	Bk	Stl	Pts	Avg
1956-57	16--	--	--	7-23	.304	--	--	2-3	.667	12	0.8	13--	--	--	--	--	16	1.0
1957-58	23--	--	--	84-214	.393	--	--	37-54	.685	78	3.4	62--	--	--	--	--	205	8.9
1958-59	21--	--	--	44-125	.352	--	--	13-21	.619	30	1.4	48-2	--	--	--	--	101	4.8
Totals	60--	--	--	135-362	.373	--	--	52-78	.667	120	2.0	123-2	--	--	--	--	322	5.4

Steve Rivers #25 • G • 6-5 • 215 • Charlotte, N.C. (West Charlotte HS)

Year	GP-GS	Min	Avg	FG-A	Pct	3FG-A	Pct	FT-A	Pct	Rebs	Avg	PF-FO	Ast	TO	Bk	Stl	Pts	Avg
1989-90	27-17	346	12.8	34-84	.405	0-0	.000	16-28	.571	54	2.0	40-0	28	20	3	20	84	3.1
1990-91	34-22	737	21.7	74-154	.481	0-2	.000	40-61	.656	134	3.9	61-0	67	58	17	24	188	5.5
1991-92	27-0	395	14.6	37-91	.407	3-4	.750	15-19	.789	59	2.2	42-0	27	23	4	19	92	3.4
Totals	88-39	1478	16.8	145-329	.441	3-6	.500	71-108	.657	247	2.8	143-0	122	101	24	63	364	4.1

Austin "Red" Robbins #32 • F/C • 6-9 • 200 • Groveland, Fla. (Groveland HS/Chipola JC)

Year	GP-GS	Min	Avg	FG-A	Pct	3FG-A	Pct	FT-A	Pct	Rebs	Avg	PF-FO	Ast	TO	Bk	Stl	Pts	Avg
1964-65	22--	--	--	89-184	.484	--	--	47-76	.618	198	9.0	55-0	--	--	--	--	225	10.2
1965-66	26--	--	--	172-361	.476	--	--	101-139	.727	327	12.6	68-0	--	--	--	--	445	17.1
Totals	48--	--	--	261-545	.479	--	--	148-215	.688	525	10.9	123-0	--	--	--	--	670	14.0

Maurice Robertson #42 • F • 6-5 • 210 • New Orleans, La. (St. Augustine HS)

Year	GP-GS	Min	Avg	FG-A	Pct	3FG-A	Pct	FT-A	Pct	Rebs	Avg	PF-FO	Ast	TO	Bk	Stl	Pts	Avg
1995-96	19-5	246	12.9	25-66	.379	3-9	.333	15-17	.882	45	2.4	28-0	12	29	0	2		



Pat Robinette

#30 • G • 6-2 • 178 • Bristol, Va. (Virginia HS)

Year	GP-GS	Min	Avg	FG-A	Pct	3FG-A	Pct	FT-A	Pct	Rebs	Avg	PF-FO	Ast	TO	Blk	Stl	Pts	Avg
1962-63	22--	--	--	19-46	.413	--	--	6-11	.545	27	1.2	22-1	--	--	--	--	44	2.0
1963-64	23--	--	--	39-97	.402	--	--	12-24	.500	58	2.5	32-0	--	--	--	--	90	3.9
1964-65	24--	--	--	53-153	.346	--	--	52-58	.897	79	3.3	50-1	--	--	--	--	158	6.6
Totals	69--	--	--	111-296	.375	--	--	70-93	.753	164	2.4	104-2	--	--	--	--	292	4.2

Larry Robinson

#43 • F • 6-5 • 190 • Appomattox, Va. (Carver-Price HS/Ferrum JC)

Year	GP-GS	Min	Avg	FG-A	Pct	3FG-A	Pct	FT-A	Pct	Rebs	Avg	PF-FO	Ast	TO	Blk	Stl	Pts	Avg
1971-72	25--	--	--	89-162	.549	--	--	77-108	.713	225	9.0	86-7	41	--	--	--	255	10.2
1972-73	24--	--	--	115-178	.646	--	--	50-80	.625	204	8.5	81-6	41	--	--	--	280	11.7
Totals	49--	--	--	204-340	.600	--	--	127-188	.676	429	8.8	167-13	82	--	--	--	535	10.9

Ron Robinson

#54 • F • 6-9 • 230 • Cookeville, Tenn. (Cookeville HS)

Year	GP-GS	Min	Avg	FG-A	Pct	3FG-A	Pct	FT-A	Pct	Rebs	Avg	PF-FO	Ast	TO	Blk	Stl	Pts	Avg
1989-90	2-0	6	3.0	1-3	.333	0-0	0.000	2	1.0	0	0.0	0	0	0	1	0	2	1.0
1990-91	3-0	23	7.7	1-5	.200	0-1	0.000	2	2.0	6	2.0	3-0	0	2	0	0	4	1.3
Totals	5-0	29	5.8	2-8	.250	0-2	0.000	2	2.0	8	1.6	3-0	0	2	1	0	6	1.2

Doug Roth

#50 • C • 6-11 • 255 • Knoxville, Tenn. (Karns HS)

Year	GP-GS	Min	Avg	FG-A	Pct	3FG-A	Pct	FT-A	Pct	Rebs	Avg	PF-FO	Ast	TO	Blk	Stl	Pts	Avg
1985-86	26-3	366	14.1	11-33	.846	57	2.2	49-1	12	22	18	52	18	22	18	52	37	3.3
1986-87	29-29	879	30.3	120-247	.486	8-14	.571	32-48	.667	201	6.9	92-2	29	45	32	11	280	9.7
1987-88	29-21	582	20.1	84-200	.420	9-25	.360	22-36	.611	141	4.9	75-3	39	45	36	12	199	6.9
1988-89	30-28	820	27.3	127-239	.531	11-31	.355	32-56	.571	243	8.1	85-2	62	62	60	28	297	9.6
Totals	114-81	2647	23.2	369-783	.471	28-70	.400	97-153	.634	642	5.6	301-8	142	174	146	60	863	7.6

Rob Sandford

#32 • F • 6-5 • 170 • Chattanooga, Tenn. (Red Bank HS)

Year	GP-GS	Min	Avg	FG-A	Pct	3FG-A	Pct	FT-A	Pct	Rebs	Avg	PF-FO	Ast	TO	Blk	Stl	Pts	Avg
1962-63	3--	--	--	0-1	0.000	--	--	0-1	0.000	0	0.0	0-0	0	--	--	--	0	0.0

Bob Schaumann

#17 • C • 6-5 • 195 • Michigan City, Ind. (Isaac Elston HS)

Year	GP-GS	Min	Avg	FG-A	Pct	3FG-A	Pct	FT-A	Pct	Rebs	Avg	PF-FO	Ast	TO	Blk	Stl	Pts	Avg
1959-60	1--	--	--	1-1	1.000	--	--	0-0	0.000	1	1.0	0-0	--	--	--	--	2	2.0
1960-61	1--	--	--	0-0	0.000	--	--	0-0	0.000	0	0.0	0-0	--	--	--	--	0	0.0
Totals	2--	--	--	1-1	1.000	--	--	0-0	0.000	1	0.5	0-0	--	--	--	--	2	1.0

Danny Schultz

#14 • G • 6-0 • 165 • Middlesboro, Ky. (Middlesboro HS)

Year	GP-GS	Min	Avg	FG-A	Pct	3FG-A	Pct	FT-A	Pct	Rebs	Avg	PF-FO	Ast	TO	Blk	Stl	Pts	Avg
1962-63	21--	--	--	122-298	.409	--	--	89-102	.873	49	2.3	41-2	--	--	--	--	333	15.9
1963-64	24--	--	--	169-357	.473	--	--	101-113	.894	50	2.1	41-1	--	--	--	--	439	18.3
Totals	45--	--	--	291-655	.444	--	--	190-215	.884	99	2.2	82-2	--	--	--	--	772	17.2

Charles Scott

#50 • F • 6-4 • 200 • Knoxville, Tenn. (West HS)

Year	GP-GS	Min	Avg	FG-A	Pct	3FG-A	Pct	FT-A	Pct	Rebs	Avg	PF-FO	Ast	TO	Blk	Stl	Pts	Avg
1956-57	4--	--	--	1-1	1.000	--	--	0-2	0.000	0	0.0	1--	--	--	--	--	2	0.5
1957-58	21--	--	--	30-77	.390	--	--	21-33	.636	83	4.0	27--	--	--	--	--	81	3.9
1958-59	22--	--	--	48-130	.369	--	--	32-57	.561	155	7.0	46-1	--	--	--	--	128	5.8
Totals	47--	--	--	79-208	.380	--	--	53-92	.576	238	5.1	74-1	--	--	--	--	211	4.5

Bill Seale

#53 • C • 6-6 • 190 • El Paso, Texas (Eastwood HS)

Year	GP-GS	Min	Avg	FG-A	Pct	3FG-A	Pct	FT-A	Pct	Rebs	Avg	PF-FO	Ast	TO	Blk	Stl	Pts	Avg
1972-73	5--	--	--	1-2	.500	--	--	6-8	.750	3	0.6	3-0	0	--	--	--	8	1.6
1973-74	5--	--	--	2-8	.250	--	--	2-5	.400	9	1.8	5-0	0	--	--	--	6	1.2
Totals	10--	--	--	3-10	.300	--	--	8-13	.615	12	1.2	8-0	0	--	--	--	14	1.4

Anthony Sewell

#12 • G • 5-10 • 175 • Knoxville, Tenn. (Carter HS)

Year	GP-GS	Min	Avg	FG-A	Pct	3FG-A	Pct	FT-A	Pct	Rebs	Avg	PF-FO	Ast	TO	Blk	Stl	Pts	Avg
1995-96	1-0	1	1.0	0-0	0.000	0-0	0.000	1-2	0.500	1	1.0	0-0	0	0	0	0	1	1.0
1996-97	1-0	2	2.0	0-0	0.000	0-0	0.000	0-0	0.000	0	0.0	0-0	0	1	0	0	0	0.0
1997-98	16-0	66	4.1	2-9	.222	1-5	.200	0-0	0.000	8	0.5	10-0	4	10	0	3	5	0.3
Totals	18-0	69	3.8	2-9	.222	1-5	.200	1-2	.500	9	0.5	10-0	4	11	0	3	6	0.3

John Sheffield

#22/#23

Year	GP-GS	Min	Avg	FG-A	Pct	3FG-A	Pct	FT-A	Pct	Rebs	Avg	PF-FO	Ast	TO	Blk	Stl	Pts	Avg
1961-62	18--	--	--	45-145	.310	--	--	37-44	.841	46	2.6	54-3	--	--	--	--	127	7.1

Shun Sheffield

#50 • F/C • 6-10 • 230 • Albany, Ga. (Westover HS)

Year	GP-GS	Min	Avg	FG-A	Pct	3FG-A	Pct	FT-A	Pct	Rebs	Avg	PF-FO	Ast	TO	Blk	Stl	Pts	Avg
1991-92	24-0	177	7.4	13-26	.500	0-0	0.000	10-24	.417	33	1.4	27-0	3	15	1	5	36	1.5
1992-93	27-9	328	12.1	27-64	.422	0-0	0.000	20-28	.714	70	2.6	38-0	8	20	8	6	74	2.7
1993-94	26-18	557	21.4	95-159	.597	0-0	0.000	64-90	.711	102	3.9	62-0	22	47	28	9	254	9.8
Totals	77-27	1062	13.8	135-249	.542	0-0	0.000	94-142	.662	205	2.7	127-0	33	82	37	20	364	4.7

Dalen Showalter

#42 • F • 6-6 • 195 • Logansport, Ind. (Logansport HS)

Year	GP-GS	Min	Avg	FG-A	Pct	3FG-A	Pct	FT-A	Pct	Rebs	Avg	PF-FO	Ast	TO	Blk	Stl	Pts	Avg
1957-58	23--	--	--	116-310	.374	--	--	47-85	.553	270	11.7	38--	--	--	--	--	279	12.1
1958-59	22--	--	--	102-276	.370	--	--	73-107	.682	211	9.6	52-2	--	--	--	--	277	12.6
1959-60	23--	--	--	126-326	.387	--	--	86-118	.729	222	9.7	56-1	--	--	--	--	338	14.7
Totals	68--	--	--	344-912	.377	--	--	206-310	.665	703	10.3	146-3	--	--	--	--	894	13.1

Gene Simpson

#12 • G

Year	GP-GS	Min	Avg	FG-A	Pct	3FG-A	Pct	FT-A	Pct	Rebs	Avg	PF-FO	Ast	TO	Blk	Stl	Pts	Avg
1955-56	14--	--	--	12-30	.400	--	--	15-28	.536	25	1.8	14--	--	--	--	--	39	2.8

Ron Lay

#35 • F • 6-8 • 240 • Nashville, Tenn. (Pearl-Cohn HS/Oak Hill Academy)

Year	GP-GS	Min	Avg	FG-A	Pct	3FG-A	Pct	FT-A	Pct	Rebs	Avg	PF-FO	Ast	TO	Blk	Stl	Pts	Avg
1999-00	33-1	572	17.3	117-229	.511													

ALL-TIME PLAYER STATS

David Smith #15 • G • 6-1 • 170 • Urichville, Ohio (Claymont HS)

Year	GP-GS	Min	Avg	FG-A	Pct	3FG-A	Pct	FT-A	Pct	Rebs	Avg	PF-FO	Ast	TO	Blk	Stl	Pts	Avg
1973-74	2--	--	--	1-4	.250	--	--	0-0	.000	1	0.5	2-0	1	--	--	--	2	1.0

Eric Smith #21 • G • 6-1 • 190 • Chattanooga, Tenn. (Baylor HS)

Year	GP-GS	Min	Avg	FG-A	Pct	3FG-A	Pct	FT-A	Pct	Rebs	Avg	PF-FO	Ast	TO	Blk	Stl	Pts	Avg
1987-88	6-0	16	2.7	0-3	.000	0-1	.000	3-4	.750	1	0.2	2-0	4	4	0	0	3	0.5
1988-89	4-0	7	1.8	2-4	.500	1-1	1.00	2-2	1.00	2	0.5	0-0	1	2	0	0	7	1.8
1989-90	4-0	14	3.5	2-4	.500	0-0	.000	5-6	.833	3	0.8	0-0	5	5	0	1	9	2.3
Totals	14-0	37	2.6	4-11	.364	1-2	.500	10-12	.833	6	0.4	2-0	10	11	0	1	19	1.4

JaJuan Smith #10/#2 • G • 6-2 • 190 • Cleveland, Tenn. (McMinn County HS)

Year	GP-GS	Min	Avg	FG-A	Pct	3FG-A	Pct	FT-A	Pct	Rebs	Avg	PF-FO	Ast	TO	Blk	Stl	Pts	Avg
2004-05	25-0	200	8.0	17-54	.315	10-34	.294	4-9	.444	20	0.8	15-0	11	10	1	9	48	1.9
2005-06	30-0	720	24.0	95-239	.397	61-162	.377	33-58	.569	92	3.1	57-0	57	40	3	40	284	9.5
2006-07	35-35	1012	28.9	183-402	.455	89-242	.368	78-107	.729	159	4.5	90-2	46	63	8	73	533	15.2
2007-08	36-36	992	27.6	174-377	.462	93-243	.383	78-102	.765	134	3.7	88-2	81	61	1	61	519	14.4
Totals	126-71	2924	23.2	469-1072	.438	253-681	.372	193-276	.699	405	3.2	250-4	195	174	13	183	1384	11.0

Jordan Smith #21 • F • 6-4 • 190 • Knoxville, Tenn. (West HS)

Year	GP-GS	Min	Avg	FG-A	Pct	3FG-A	Pct	FT-A	Pct	Rebs	Avg	PF-FO	Ast	TO	Blk	Stl	Pts	Avg
2005-06	4-0	4	1.0	0-0	.000	0-0	.000	0-0	.000	2	0.5	0-0	0	4	1	0	0	0.0

Ramar Smith #12 • G • 6-2 • 185 • Mt. Clemens, Mich. (Martin Luther King HS)

Year	GP-GS	Min	Avg	FG-A	Pct	3FG-A	Pct	FT-A	Pct	Rebs	Avg	PF-FO	Ast	TO	Blk	Stl	Pts	Avg
2006-07	35-28	952	27.2	128-293	.437	18-58	.310	102-154	.662	117	3.3	87-2	108	87	9	40	376	10.7
2007-08	36-17	768	21.3	92-211	.436	5-22	.227	78-133	.586	84	2.3	91-0	116	77	1	40	267	7.4
Totals	71-45	1720	24.2	220-504	.437	23-80	.288	180-287	.627	201	2.8	178-2	224	164	10	80	643	9.1

Tyler Smith #1 • F • 6-7 • 215 • Pulaski, Tenn. (Giles County HS/Hargrave Acad./University of Iowa)

Year	GP-GS	Min	Avg	FG-A	Pct	3FG-A	Pct	FT-A	Pct	Rebs	Avg	PF-FO	Ast	TO	Blk	Stl	Pts	Avg
2007-08	36-35	1017	28.3	181-338	.536	14-37	.378	113-160	.706	242	6.7	92-1	122	79	20	50	489	13.6
2008-09	34-34	1107	32.6	196-446	.439	28-96	.292	170-222	.766	196	5.8	72-0	114	70	7	25	599	17.4
2009-10	12-12	321	26.8	47-82	.573	0-3	.000	46-66	.697	56	4.7	24-1	44	16	3	17	140	11.7
Totals	82-81	2445	29.8	424-866	.490	42-136	.309	329-448	.734	494	6.0	188-2	280	165	30	92	1219	14.9

Mike Smithson #41 • F • 6-8 • 185 • Centerville, Tenn. (Hickman County HS)

Year	GP-GS	Min	Avg	FG-A	Pct	3FG-A	Pct	FT-A	Pct	Rebs	Avg	PF-FO	Ast	TO	Blk	Stl	Pts	Avg
1974-75	12--	--	--	13-21	.619	--	--	0-1	.000	19	1.6	15-0	0	--	--	--	26	2.2
1975-76	4--	--	--	2-5	.400	--	--	1-3	.333	6	1.5	3-0	0	--	--	--	5	1.3
Totals	16--	--	--	15-26	.577	--	--	1-4	.250	25	1.6	18-0	0	--	--	--	31	1.9

Fred Smithwick #31 • F • 6-7 • 217 • Memphis, Tenn. (Christian Brothers HS)

Year	GP-GS	Min	Avg	FG-A	Pct	3FG-A	Pct	FT-A	Pct	Rebs	Avg	PF-FO	Ast	TO	Blk	Stl	Pts	Avg
2001-02	2-0	2	1.0	0-0	.000	0-0	.000	0	0.0	0	0.0	0-0	0	0	0	0	0	0.0
2002-03	3-0	4	1.3	0-0	.000	0-0	.000	1	0.3	1	0.3	1-0	0	2	0	0	0	0.0
2003-04	6-0	7	1.2	1-3	.333	1-11	.091	2-21	.095	1	0.2	2-0	1	0	0	0	5	0.8
2004-05	5-1	10	2.0	1-2	.500	0-0	.000	1-2	.500	4	0.8	1-0	1	1	0	2	1	0.0
Totals	16-1	23	1.4	1-4	.250	1-11	.091	3-4	.750	6	0.4	4-0	2	3	0	2	6	0.4

John Snodgrass #54 • C • 6-10 • 195 • Chattanooga, Tenn. (McCallie HS)

Year	GP-GS	Min	Avg	FG-A	Pct	3FG-A	Pct	FT-A	Pct	Rebs	Avg	PF-FO	Ast	TO	Blk	Stl	Pts	Avg
1983-84	16-0	81	5.1	10-17	.588	--	--	5-5	1.00	15	0.9	14-0	3	7	4	2	25	1.6
1984-85	16-0	76	4.8	7-13	.538	--	--	0-2	.000	14	0.9	13-0	1	4	2	0	14	0.9
Totals	32-0	157	4.9	17-30	.567	--	--	5-7	.714	29	0.9	27-0	4	11	6	2	39	1.2

John Snow #45 • G • 6-0 • 165 • Newark, Ohio (Newark HS)

Year	GP-GS	Min	Avg	FG-A	Pct	3FG-A	Pct	FT-A	Pct	Rebs	Avg	PF-FO	Ast	TO	Blk	Stl	Pts	Avg
1971-72	20--	--	--	83-191	.435	--	--	36-48	.750	76	3.8	31-0	40	--	--	--	202	10.1
1972-73	24--	--	--	136-299	.455	--	--	43-52	.827	97	4.0	68-2	53	--	--	--	315	13.1
1973-74	26--	--	--	173-412	.420	--	--	81-91	.890	95	3.7	68-2	47	--	--	--	427	16.4
Totals	70--	--	--	392-902	.435	--	--	160-191	.838	268	3.8	167-4	140	--	--	--	944	13.5

Russ Spivey #22 • G • 6-2 • 175 • McMinnville, Tenn. (Warren County HS)

Year	GP-GS	Min	Avg	FG-A	Pct	3FG-A	Pct	FT-A	Pct	Rebs	Avg	PF-FO	Ast	TO	Blk	Stl	Pts	Avg
1985-86	6-0	8	1.3	0-1	.000	--	--	0-0	.000	1	0.2	1-0	0	1	0	0	0	0.0
1986-87	11-0	44	4.0	4-9	.444	1-4	.250	4-7	.571	9	0.8	1-0	7	4	0	3	13	1.2
1987-88	8-4	38	4.8	4-0	.000	0-3	.000	2-2	1.00	3	0.4	2-0	5	2	0	1	2	0.3
Totals	25-4	90	3.6	4-14	.286	1-7	.143	6-9	.667	13	0.5	4-0	12	7	0	4	15	0.6

Mike Stapleton #20 • F • 6-4 • 200 • Salem, Ohio (Salem HS)

Year	GP-GS	Min	Avg	FG-A	Pct	3FG-A	Pct	FT-A	Pct	Rebs	Avg	PF-FO	Ast	TO	Blk	Stl	Pts	Avg
1976-77	6--	--	--	1-7	.143	--	--	2-2	1.00	6	1.0	4-0	0	--	--	--	4	0.7
1977-78	7--	--	--	2-8	.250	--	--	6-10	.600	8	1.1	2-0	0	2	1	0	10	1.4
1978-79	9--	--	--	2-9	.222	--	--	0-1	.000	5	0.6	14-1	4	6	2	0	2	0.2
1979-80	6-1	18	3.0	1-3	.333	--	--	3-4	.750	5	0.8	4-0	2	2	1	1	5	0.8
Totals	28-1	44	--	5-22	.227	--	--	11-13	.846	24	0.9	24-1	6	10	4	1	21	0.8

Jarnell Stokes #5 • F • 6-8 • 260 • Memphis, Tenn. (Southwind HS)

Year	GP-GS	Min	Avg	FG-A	Pct	3FG-A	Pct	FT-A	Pct	Rebs	Avg	PF-FO	Ast	TO	Blk	Stl	Pts	Avg
2011-12	17-14	436	25.6	63-118	.534	0-3	.000	37-65	.569	126	7.4	39-1	12	35	25	16	163	9.6
2012-13	33-33	952	28.8	149-282	.528	0-0	.000	110-194	.567	318	9.6	78-4	42	68	37	23	408	12.4
2013-14	37-37	1199	32.4	199-375	.531	0-0	.000	160-230	.696	392	10.6	73-2	75	77	34	26	558	15.1
Totals	87-84	2587	29.7	411-775	.530	0-3	.000	307-489	.628	836	9.6	190-7	129	180	94	65	1129	13.0

Derek Stribling #21 • F • 6-6 • 185 • Tallahassee, Fla. (Rickards HS)

Year	GP-GS	Min	Avg	FG-A	Pct	3FG-A	Pct	FT-A	Pct	Rebs	Avg	PF-FO	Ast	TO	Blk	Stl	Pts	Avg
2001-02	31-2	307	9.9	26-78	.333	1-6	.167	4-6	.667	38	1.2	29-0	16	26	1	10	57	1.8
2002-03	27-8	265	9.8	28-60	.467	1-1	1.00	16-18	.889	42	1.6	33-0	16	18	4	14	73	2.7
Totals	58-10	572	9.9	54-138	.391	2-7	.286	20-24	.833	80	1.4	62-0	32	44	5	24	13	



Tyler Summitt #14 • G • 6-1 • 180 • Knoxville, Tenn. (The Webb School)

Year	GP-GS	Min	Avg	FG-A	Pct	3FG-A	Pct	FT-A	Pct	Rebs	Avg	PF-FO	Ast	TO	Blk	Stl	Pts	Avg
2010-11	4-0	7	1.8		1-11.000			0-0	0.000	1	0.3	0	0	0	0	0	3	0.8
2011-12	3-0	3	1.0	0-0	0.000	0-0	0.000	0-0	0.000	0	0.0	1-0	0	1	0	0	0	0.0
Totals	7-0	10	1.4		1-11.000			0-0	0.000	1	0.1	1-0	0	1	0	0	3	0.4

Clarence Swarengen #11 • G • 6-3 • 180 • Memphis, Tenn. (Kingsbury HS/Connors State JC)

Year	GP-GS	Min	Avg	FG-A	Pct	3FG-A	Pct	FT-A	Pct	Rebs	Avg	PF-FO	Ast	TO	Blk	Stl	Pts	Avg
1987-88	28-25	773	27.6	90-179	.503	1-8	.125	43-78	.551	56	2.0	84-5	122	77	2	55	224	8.0
1988-89	30-28	920	30.7	131-258	.508	3-20	.150	86-147	.585	101	3.4	92-4	141	85	5	66	351	11.7
Totals	58-53	1693	29.2	221-437	.506	4-28	.143	129-225	.573	157	2.7	176-9	263	162	7	121	575	9.9

Joe Sylve #43 • F • 6-5 • 185 • New Orleans, La. (Brother Martin HS)

Year	GP-GS	Min	Avg	FG-A	Pct	3FG-A	Pct	FT-A	Pct	Rebs	Avg	PF-FO	Ast	TO	Blk	Stl	Pts	Avg
1980-81	1--	2	2.0	0-3	0.000	--	--	0-0	0.000	2	2.0	1-0	0	0	0	0	0	0.0

Josh Tabb #25 • G • 6-4 • 193 • Carbondale, Ill. (Harmony Community School)

Year	GP-GS	Min	Avg	FG-A	Pct	3FG-A	Pct	FT-A	Pct	Rebs	Avg	PF-FO	Ast	TO	Blk	Stl	Pts	Avg
2006-07	35-3	616	17.6	53-106	.500	13-43	.302	5-13	.385	97	2.8	66-0	37	44	2	30	124	3.5
2007-08	28-0	261	9.3	16-33	.485	4-15	.267	0-2	0.000	43	1.5	22-0	31	15	2	19	36	1.3
2008-09	33-11	566	17.2	43-85	.506	14-33	.424	13-28	.464	59	1.8	55-5	56	33	4	24	113	3.4
Totals	96-14	1443	15.0	112-224	.500	31-90	.344	18-43	.419	199	2.1	143-0	124	92	8	73	273	2.8

Tom Tarver #17 • G • 6-1 • 165 • Knoxville, Tenn.

Year	GP-GS	Min	Avg	FG-A	Pct	3FG-A	Pct	FT-A	Pct	Rebs	Avg	PF-FO	Ast	TO	Blk	Stl	Pts	Avg
1948-49	9--	--	--	1-11	.091	--	--	1-3	.333	--	--	2--	--	--	--	--	3	0.3

Cameron Tatum #23 • G/F • 6-7 • 193 • Tucker, Ga. (Tucker HS/The Patterson School)

Year	GP-GS	Min	Avg	FG-A	Pct	3FG-A	Pct	FT-A	Pct	Rebs	Avg	PF-FO	Ast	TO	Blk	Stl	Pts	Avg
2007-08	7-0	74	10.6	13-26	.500	3-8	.375	6-14	.429	16	2.3	8-0	6	8	2	8	35	5.0
2008-09	34-4	626	18.4	91-217	.419	43-134	.321	32-53	.604	76	2.2	52-30	40	41	6	17	257	7.6
2009-10	29-6	491	16.9	75-156	.481	28-72	.389	38-56	.679	63	2.2	50-3	31	26	3	16	216	7.4
2010-11	34-33	857	25.2	97-259	.375	34-125	.272	70-105	.667	105	3.1	63-0	78	57	12	30	298	8.8
2011-12	34-34	991	29.1	93-264	.352	47-137	.343	44-58	.759	141	4.1	62-1	87	62	4	26	277	8.1
Totals	138-77	3039	22.0	369-922	.400	155-476	.326	190-286	.664	401	2.9	235-1	232	194	27	97	1083	7.8

Ron Taylor #15 • G • 6-3 • 190 • Moulton, Ala. (Lawrence County HS/NW Alabama State)

Year	GP-GS	Min	Avg	FG-A	Pct	3FG-A	Pct	FT-A	Pct	Rebs	Avg	PF-FO	Ast	TO	Blk	Stl	Pts	Avg
1988-89	19-3	187	9.8	31-83	.373	27-71	.380	5-9	.556	19	1.0	24-0	11	8	0	9	94	4.9
1989-90	29-8	477	16.4	69-172	.401	37-106	.349	13-24	.542	58	2.0	33-0	28	36	1	14	188	6.5
Totals	48-11	664	13.8	100-255	.392	64-177	.362	18-33	.545	77	1.6	57-0	39	44	1	23	282	5.9

Kenne Teffeteller #23 • G • 6-3 • 180 • Maryville, Tenn. (Everett HS/Walters State CC)

Year	GP-GS	Min	Avg	FG-A	Pct	3FG-A	Pct	FT-A	Pct	Rebs	Avg	PF-FO	Ast	TO	Blk	Stl	Pts	Avg
1977-78	14--	--	--	7-20	.350	--	--	6-8	.750	15	1.1	5-0	3	4	0	3	20	1.4
1978-79	17--	66	3.9	13-20	.650	--	--	7-9	.778	7	0.4	13-0	3	4	1	3	33	1.9
Totals	31--	66	--	20-40	.500	--	--	13-17	.765	22	0.7	18-0	6	8	1	6	53	1.7

Eddie Test #22 • G • 6-3 • 195 • Chattanooga, Tenn. (Central HS)

Year	GP-GS	Min	Avg	FG-A	Pct	3FG-A	Pct	FT-A	Pct	Rebs	Avg	PF-FO	Ast	TO	Blk	Stl	Pts	Avg
1959-60	23--	--	--	81-217	.373	--	--	63-89	.708	185	8.0	85-6	--	--	--	--	225	9.8
1960-61	25--	--	--	100-276	.362	--	--	80-125	.640	200	8.0	72-5	--	--	--	--	280	11.2
Totals	48--	--	--	181-493	.367	--	--	143-214	.668	385	8.0	157-11	--	--	--	--	505	10.5

Kyle Testerman #20 • F • 6-3 • 195 • Knoxville, Tenn. (Knoxville HS)

Year	GP-GS	Min	Avg	FG-A	Pct	3FG-A	Pct	FT-A	Pct	Rebs	Avg	PF-FO	Ast	TO	Blk	Stl	Pts	Avg
1953-54	1--	--	--	0-3	0.000	--	--	0-0	0.000	1	1.0	0-0	--	--	--	--	0	0.0
1954-55	5--	--	--	0-7	0.000	--	--	3-6	.500	8	1.6	3-0	--	--	--	--	3	0.6
Totals	6--	--	--	0-10	0.000	--	--	3-6	.500	9	1.5	3-0	--	--	--	--	3	0.5

Jack Thomas #17/#33

Year	GP-GS	Min	Avg	FG-A	Pct	3FG-A	Pct	FT-A	Pct	Rebs	Avg	PF-FO	Ast	TO	Blk	Stl	Pts	Avg
1947-48	13--	--	--	6-27	.222	--	--	3-8	.375	--	--	14--	--	--	--	--	15	1.2

Stacey Thomas #24 • C • 6-7 • 230 • Gainesville, Ga. (East Hall HS)

Year	GP-GS	Min	Avg	FG-A	Pct	3FG-A	Pct	FT-A	Pct	Rebs	Avg	PF-FO	Ast	TO	Blk	Stl	Pts	Avg
1984-85	21-0	175	8.3	24-54	.444	0-0	.000	7-13	.538	29	1.4	41-0	2	12	2	4	55	2.6

Darius Thompson #15 • G • 6-5 • 181 • Murfreesboro, Tenn. (Blackman HS)

Year	GP-GS	Min	Avg	FG-A	Pct	3FG-A	Pct	FT-A	Pct	Rebs	Avg	PF-FO	Ast	TO	Blk	Stl	Pts	Avg
2013-14	37-10	620	16.8	32-84	.381	8-41	.195	23-31	.742	73	2.0	56-2	87	34	8	36	95	2.6

Herman Thompson #15 • G • 5-11 • 160 • Alcoa, Tenn. (Alcoa HS)

Year	GP-GS	Min	Avg	FG-A	Pct	3FG-A	Pct	FT-A	Pct	Rebs	Avg	PF-FO	Ast	TO	Blk	Stl	Pts	Avg
1953-54	22--	--	--	62-178	.348	--	--	32-56	.571	73	3.3	50--	--	--	--	--	156	7.1
1954-55	22--	--	--	122-298	.409	--	--	66-97	.680	106	4.8	67--	--	--	--	--	310	14.1
1955-56	24--	--	--	159-414	.384	--	--	115-175	.657	120	5.0	62--	--	--	--	--	433	18.0
1956-57	22--	--	--	152-388	.392	--	--	116-155	.748	95	4.3	56--	--	--	--	--	420	19.1
Totals	90--	--	--	495-1278	.387	--	--	329-483	.681	394	4.4	235--	--	--	--	--	1319	14.7

Shaun Thompson #40 • F • 6-7 • 210 • Fitzgerald, Ga. (Fitzgerald HS)

Year	GP-GS	Min	Avg	FG-A	Pct	3FG-A	Pct	FT-A	Pct	Rebs	Avg	PF-FO	Ast	TO	Blk	Stl	Pts	Avg
1988-89	3-0	7	2.3	1-2	.500	0-0	.000	4-4	1.00	3	1.0	0-0	1	1	0	0	6	2.0
1989-90	8-2	78	9.8	7-14	.500	0-0	.000	2-5	.400	15	1.9	6-0	2	4	0	1	16	2.0
Totals	11-2	85	7.7	8-16	.500	0-0	.000	6-9	.667	18	1.6	6-0	3	5	0	1	22	2.0

ALL-TIME PLAYER STATS

Chuck Threeths

#31 • C • 6-6 • 210 • Lackawanna, N.Y. (Lackawanna HS)

Year	GP-GS	Min	Avg	FG-A	Pct	3FG-A	Pct	FT-A	Pct	Rebs	Avg	PF-FO	Ast	TO	Bk	Stl	Pts	Avg
1976-77	27--	--	--	25-35	.714	--	--	6-23	.261	75	2.8	44-2	1	--	--	--	56	2.1
1977-78	8--	--	--	22-41	.537	--	--	8-21	.381	33	4.1	19-1	3	9	2	3	52	6.5
1978-79	32--	545	17.0	92-172	.535	--	--	25-55	.455	120	3.8	90-3	6	41	14	10	209	6.5
1979-80	24-3	301	12.5	45-85	.529	--	--	13-31	.419	94	3.9	54-1	4	35	6	7	103	4.3
Totals	91-3	846	--	184-333	.553	--	--	52-130	.400	322	3.5	207-7	14	85	22	20	420	4.6

Wayne Tiller

#33 • F • 6-8 • 225 • Erin, Tenn. (Houston County HS)

Year	GP-GS	Min	Avg	FG-A	Pct	3FG-A	Pct	FT-A	Pct	Rebs	Avg	PF-FO	Ast	TO	Bk	Stl	Pts	Avg
1984-85	1-0	4	4.0	0-0	.000	--	--	0-0	.000	1	1.0	1-0	2	0	0	0	0	0.0

Wayne Tomlinson

#51 • F • 6-9 • 210 • El Paso, Texas (Eastwood HS)

Year	GP-GS	Min	Avg	FG-A	Pct	3FG-A	Pct	FT-A	Pct	Rebs	Avg	PF-FO	Ast	TO	Bk	Stl	Pts	Avg
1971-72	22--	--	--	18-30	.600	--	--	18-28	.643	76	3.5	41-2	7	--	--	--	54	2.5
1972-73	22--	--	--	35-58	.603	--	--	48-58	.828	86	3.9	63-3	17	--	--	--	118	5.4
1973-74	25--	--	--	45-81	.556	--	--	25-39	.641	132	5.3	68-2	26	--	--	--	115	4.6
Totals	69--	--	--	98-169	.580	--	--	91-125	.728	294	4.3	172-7	50	--	--	--	287	4.2

Gene Tormohlen

#54 • C • 6-8 • 215 • Holland, Ind. (Holland HS)

Year	GP-GS	Min	Avg	FG-A	Pct	3FG-A	Pct	FT-A	Pct	Rebs	Avg	PF-FO	Ast	TO	Bk	Stl	Pts	Avg
1956-57	22--	--	--	109-258	.422	--	--	57-110	.518	357	16.2	85--	--	--	--	--	275	12.5
1957-58	23--	--	--	141-330	.427	--	--	90-136	.662	384	16.7	87--	--	--	--	--	372	16.2
1958-59	21--	--	--	142-366	.388	--	--	89-139	.640	372	17.7	80-6	--	--	--	--	373	17.8
Totals	66--	--	--	392-954	.411	--	--	236-385	.613	1113	16.9	252-6	--	--	--	--	1020	15.5

Vinnie Tracey

#21 • F • 6-5 • 185 • North Baltimore, N.Y. (Maria Regina HS/Boston College)

Year	GP-GS	Min	Avg	FG-A	Pct	3FG-A	Pct	FT-A	Pct	Rebs	Avg	PF-FO	Ast	TO	Bk	Stl	Pts	Avg
1973-74	11--	--	--	3-19	.158	--	--	3-5	.600	9	0.8	9-0	1	--	--	--	9	0.8
1974-75	4--	--	--	4-7	.571	--	--	0-0	.000	3	0.8	3-0	1	--	--	--	8	2.0
Totals	15--	--	--	7-26	.269	--	--	3-5	.600	12	0.8	12-0	2	--	--	--	17	1.1

Tom Tracy

#11

Year	GP-GS	Min	Avg	FG-A	Pct	3FG-A	Pct	FT-A	Pct	Rebs	Avg	PF-FO	Ast	TO	Bk	Stl	Pts	Avg	
1954-55	4--	--	--	0-3	.000	--	--	1-2	.500	2	0.5	2-0	--	--	--	--	--	1	0.3

Joe Treadway

#21 • G • 5-10 • 150 • Happy Valley, Tenn.

Year	GP-GS	Min	Avg	FG-A	Pct	3FG-A	Pct	FT-A	Pct	Rebs	Avg	PF-FO	Ast	TO	Bk	Stl	Pts	Avg
1950-51	9--	--	--	11-29	.379	--	--	14-18	.778	--	--	8--	--	--	--	--	36	4.0
1951-52	13--	--	--	16-44	.364	--	--	7-13	.538	--	--	15--	--	--	--	--	39	3.0
Totals	22--	--	--	27-73	.370	--	--	21-31	.677	--	--	23--	--	--	--	--	75	3.4

Eric Turner

#35 • G • 6-4 • 180 • Carson, Calif. (Susan Miller Dorsey HS/LA City College)

Year	GP-GS	Min	Avg	FG-A	Pct	3FG-A	Pct	FT-A	Pct	Rebs	Avg	PF-FO	Ast	TO	Bk	Stl	Pts	Avg
1988-89	1-0	1	1.0	0-0	.000	0-0	.000	0-0	.000	0	0.0	0-0	0	1	0	1	0	0.0

Zach Turner

#30 • F • 6-7 • 245 • Charlotte, N.C. (Christian HS)

Year	GP-GS	Min	Avg	FG-A	Pct	3FG-A	Pct	FT-A	Pct	Rebs	Avg	PF-FO	Ast	TO	Bk	Stl	Pts	Avg
1999-00	11-0	21	1.9	3-8	.375	0-0	.000	0-2	.000	6	0.5	2-0	1	4	2	1	6	0.5
2000-01	8-0	14	1.8	1-4	.250	0-0	.000	0-2	.000	4	0.5	1-0	0	3	1	0	2	0.3
2001-02	8-0	14	1.8	2-5	.400	0-0	.000	0-0	.000	3	0.4	3-0	0	1	0	0	4	0.5
2002-03	6-1	10	1.7	1-4	.250	0-1	.000	0-0	.000	5	0.8	0-0	1	1	0	0	2	0.3
Totals	33-1	59	1.8	7-21	.333	0-1	.000	0-4	.000	18	0.5	6-0	2	9	3	1	14	0.4

Steve Van Antwerp

#34 • G • 6-3 • 165 • Franklin, Ind. (Franklin HS)

Year	GP-GS	Min	Avg	FG-A	Pct	3FG-A	Pct	FT-A	Pct	Rebs	Avg	PF-FO	Ast	TO	Bk	Stl	Pts	Avg
1960-61	6--	--	--	2-8	.250	--	--	0-2	.000	4	0.7	1-0	--	--	--	--	4	0.7

Isiah Victor

#44 • F • 6-9 • 220 • Hopkinsville, Ky. (University Heights HS)

Year	GP-GS	Min	Avg	FG-A	Pct	3FG-A	Pct	FT-A	Pct	Rebs	Avg	PF-FO	Ast	TO	Bk	Stl	Pts	Avg
1997-98	29-7	599	20.7	78-154	.506	2-6	.333	65-113	.575	159	5.5	75-1	20	61	30	27	223	7.7
1998-99	30-9	719	24.0	126-214	.589	3-10	.300	84-141	.596	219	7.3	78-2	23	66	36	25	339	11.3
1999-00	33-33	670	20.3	112-223	.502	6-19	.316	89-136	.654	202	6.1	74-2	24	82	40	33	319	9.7
2000-01	33-32	869	26.3	153-282	.543	4-15	.267	113-182	.621	219	6.6	81-1	30	74	34	19	423	12.8
Totals	125-81	2857	22.9	469-873	.537	15-50	.300	351-572	.614	799	6.4	308-6	97	283	140	104	1304	10.4

Eddie Voelker

#41 • G • 6-2 • 160 • Louisville, Ky. (Bishop David HS)

Year	GP-GS	Min	Avg	FG-A	Pct	3FG-A	Pct	FT-A	Pct	Rebs	Avg	PF-FO	Ast	TO	Bk	Stl	Pts	Avg
1970-71	16--	--	--	4-14	.286	--	--	2-6	.333	7	0.4	6-0	4	--	--	--	10	0.6
1971-72	16--	--	--	6-14	.429	--	--	25-38	.658	11	0.7	34-1	54	--	--	--	37	2.3
1972-73	22--	--	--	3-8	.375	--	--	13-15	.867	8	0.4	22-0	7	--	--	--	19	0.9
Totals	54--	--	--	13-36	.361	--	--	40-59	.678	26	0.5	62-1	65	--	--	--	66	1.2

Pat Walden

#43 • F • 6-5 • 215 • Knoxville, Tenn. (Karns HS)

Year	GP-GS	Min	Avg	FG-A	Pct	3FG-A	Pct	FT-A	Pct	Rebs	Avg	PF-FO	Ast	TO	Bk	Stl	Pts	Avg
1981-82	2-0	3	1.5	0-0	.000	--	--	2-2	1.00	0	0.0	1-0	0	1	0	0	2	1.0

Harris Walker

#5 • G • 6-1 • 170 • Chattanooga, Tenn. (Brainerd HS/Hargrave Academy)

Year	GP-GS	Min	Avg	FG-A	Pct	3FG-A	Pct	FT-A	Pct	Rebs	Avg	PF-FO	Ast	TO	Bk	Stl	Pts	Avg
1999-00	33-0	373	11.3	29-85	.341	6-19	.316	11-21	.524	50	1.5	53-1	59	47	1	26	75	2.3
2000-01	33-1	419	12.7	62-131	.473	12-31	.387	14-24	.583	47	1.4	70-2	67	62	1	24	150	4.5
Totals	66-1	792	12.0	91-216	.421	18-50	.360	25-45	.556	97	1.5	123-3	126	109	2	50	225	3.4

Bill Wallace

#24/#51/#20/#21 • C • 6-6 • 195 • Clearwater, Fla. (Clearwater HS)

Year	GP-GS	Min	Avg	FG-A	Pct	3FG-A	Pct	FT-A	Pct	Rebs	Avg	PF-FO	Ast	TO	Bk	Stl	Pts	Avg
1960-61	1--	--	--	0-0	.000	--	--	0-0	.000	1	1.0	0-0	--	--	--	--	0	0.0
1961-62	3--	--	--	3-4	.750	--	--	1-3	.333	2	0.7	1-0	--	--	--	--	7	2.3
Totals	4--	--	--	3-4	.750	--	--	1-3	.333	3	0.8	1-0	--	--	--	--	7	1.8



Paul "Lefty" Walther

#14 • F • 6-2 • 155 • Covington, Ky.

Year	GP-GS	Min	Avg	FG-A	Pct	3FG-A	Pct	FT-A	Pct	Rebs	Avg	PF-FO	Ast	TO	Blk	Stl	Pts	Avg
1947-48	25--	--	--	118-331	.356	--	--	98-137	.715	--	--	81--	--	--	--	--	334	13.4
1948-49	26--	--	--	176-470	.374	--	--	110-164	.671	--	--	79--	--	--	--	--	462	17.8
Totals	51--	--	--	294-801	.357	--	--	208-301	.691	--	--	160--	--	--	--	--	796	15.6

Wes Washburn

#4 • G • 6-1 • 165 • Cedar Rapids, Iowa (Washington HS)

Year	GP-GS	Min	Avg	FG-A	Pct	3FG-A	Pct	FT-A	Pct	Rebs	Avg	PF-FO	Ast	TO	Blk	Stl	Pts	Avg
2011-12	17-0	173	10.2	6-21	.286	0-3	.000	4-8	.500	22	1.3	22-0	23	15	7	8	16	0.9

C.J. Watson

#32 • G • 6-2 • 170 • Las Vegas, Nev. (Bishop Gorman HS)

Year	GP-GS	Min	Avg	FG-A	Pct	3FG-A	Pct	FT-A	Pct	Rebs	Avg	PF-FO	TO	Blk	Stl	Pts	Avg	
2002-03	29-28	1038	35.8	80-188	.426	24-66	.364	79-121	.653	121	4.2	57-10	160	85	6	36	263	9.1
2003-04	29-29	982	33.9	104-249	.418	44-107	.411	82-103	.796	123	4.2	55-20	145	73	3	45	334	11.5
2004-05	31-31	1082	34.9	109-266	.410	48-128	.375	103-136	.757	101	3.3	71-0	155	96	1	58	369	11.9
2005-06	30-30	956	31.9	136-291	.467	49-116	.422	137-156	.878	93	3.1	77-2	117	63	4	59	458	15.3
Totals	119-118	4058	34.1	429-994	.432	165-417	.396	401-516	.777	438	3.7	260-4	577	317	14	198	1424	12.0

Brandon Wharton

#15 • G • 6-3 • 190 • Nashville, Tenn. (Overton HS)

Year	GP-GS	Min	Avg	FG-A	Pct	3FG-A	Pct	FT-A	Pct	Rebs	Avg	PF-FO	Ast	TO	Blk	Stl	Pts	Avg
1995-96	29-29	1017	35.1	112-298	.376	56-141	.397	86-115	.748	100	3.4	68-0	52	93	6	23	366	12.6
1996-97	27-26	962	35.6	153-371	.412	58-135	.430	90-113	.796	108	4.0	66-1	83	87	13	38	454	16.8
1997-98	29-28	977	33.7	143-365	.392	63-147	.429	92-127	.724	107	3.7	68-0	87	61	6	42	441	15.2
1998-99	30-30	948	31.6	132-332	.398	54-155	.348	72-95	.758	77	2.6	66-1	93	75	10	47	390	13.0
Totals	115-113	3904	33.9	540-1366	.395	231-578	.400	340-450	.756	392	3.4	268-2	315	316	35	150	1651	14.4

Tony White

#11 • G • 6-2 • 170 • Charlotte, N.C. (Independence HS)

Year	GP-GS	Min	Avg	FG-A	Pct	3FG-A	Pct	FT-A	Pct	Rebs	Avg	PF-FO	Ast	TO	Blk	Stl	Pts	Avg
1983-84	34-16	796	23.4	117-249	.470	--	--	79-107	.738	43	1.3	72-3	57	54	3	19	313	9.2
1984-85	36-26	1117	31.0	221-432	.512	--	--	131-162	.809	88	2.4	104-4	77	87	1	24	573	15.9
1985-86	28-28	1031	36.8	249-493	.505	--	--	124-142	.873	59	2.1	60-3	66	69	1	25	622	22.2
1986-87	29-29	1090	37.6	259-530	.489	28-68	.412	165-183	.902	95	3.3	75-4	45	69	0	26	711	24.5
Totals	127-99	4034	31.8	846-1704	.496	28-68	.412	499-594	.804	285	2.2	311-14	245	279	5	94	2219	17.5

Kevin Whitted

#44 • F • 6-9 • 220 • Wilmington, N.C. (Laney HS)

Year	GP-GS	Min	Avg	FG-A	Pct	3FG-A	Pct	FT-A	Pct	Rebs	Avg	PF-FO	Ast	TO	Blk	Stl	Pts	Avg
1992-93	30-0	467	15.6	81-145	.559	2-8	.250	23-33	.697	86	2.9	60-1	5	41	23	9	187	6.2
1993-94	27-13	515	19.1	83-188	.441	9-37	.243	22-35	.629	85	3.1	45-1	15	31	11	19	197	7.3
1994-95	27-13	711	26.3	137-258	.531	1-8	.125	48-54	.889	112	4.1	72-2	16	43	11	13	323	12.0
Totals	84-26	1693	20.2	301-591	.509	12-53	.226	93-122	.762	283	3.4	177-4	36	115	58	33	707	8.4

Ron Widby

#53 • F • 6-4 • 209 • Knoxville, Tenn. (Fulton HS)

Year	GP-GS	Min	Avg	FG-A	Pct	3FG-A	Pct	FT-A	Pct	Rebs	Avg	PF-FO	Ast	TO	Blk	Stl	Pts	Avg
1964-65	25--	--	--	162-356	.455	--	--	38-49	.776	207	8.3	66-0	--	--	--	--	362	14.5
1965-66	26--	--	--	193-463	.417	--	--	65-83	.783	209	8.0	54-0	--	--	--	--	451	17.3
1966-67	28--	--	--	257-537	.479	--	--	105-127	.827	244	8.7	76-0	--	--	--	--	619	22.1
Totals	79--	--	--	612-1356	.451	--	--	208-259	.803	660	8.4	196-0	--	--	--	--	1432	18.1

Carl Widseth

#21 • C • 6-3 • 180 • Minneapolis, Minn. (Davenport HS)

Year	GP-GS	Min	Avg	FG-A	Pct	3FG-A	Pct	FT-A	Pct	Rebs	Avg	PF-FO	Ast	TO	Blk	Stl	Pts	Avg
1952-53	21--	--	--	111-257	.432	--	--	100-144	.694	165	7.9	--	--	--	--	--	322	15.3
1953-54	22--	--	--	135-336	.402	--	--	152-225	.676	244	11.1	58--	--	--	--	--	422	19.2
1954-55	21--	--	--	135-316	.427	--	--	147-191	.770	236	11.2	35--	--	--	--	--	417	19.9
1955-56	24--	--	--	150-353	.425	--	--	222-288	.771	292	12.2	57--	--	--	--	--	522	21.8
Totals	88--	--	--	531-1262	.421	--	--	621-848	.732	937	10.6	150--	--	--	--	--	1683	19.1

Craig Wiener

#22 • G • 6-3 • 190 • Memphis, Tenn. (Ridgeway HS)

Year	GP-GS	Min	Avg	FG-A	Pct	3FG-A	Pct	FT-A	Pct	Rebs	Avg	PF-FO	Ast	TO	Blk	Stl	Pts	Avg
1979-80	3-0	5	1.7	0-0	.000	--	--	2-2	1.00	1	0.3	1-0	0	3	0	0	2	0.7

Ed Wiener

#19 • F • 6-3 • 185 • Brooklyn, N.Y. (Erasmus Hall HS)

Year	GP-GS	Min	Avg	FG-A	Pct	3FG-A	Pct	FT-A	Pct	Rebs	Avg	PF-FO	Ast	TO	Blk	Stl	Pts	Avg
1951-52	8--	--	--	1-8	.125	--	--	1-4	.250	--	--	6--	--	--	--	--	3	0.4
1952-53	21--	--	--	133-366	.363	--	--	95-158	.601	202	9.6	--	--	--	--	--	361	17.2
1953-54	22--	--	--	154-410	.376	--	--	106-145	.731	180	8.2	45--	--	--	--	--	414	18.8
1954-55	22--	--	--	165-395	.418	--	--	104-158	.658	156	7.1	47--	--	--	--	--	434	19.7
Totals	73--	--	--	453-1179	.384	--	--	306-465	.658	538	--	98--	--	--	--	--	1212	16.6

Elgrace Wilborn

#15 • F • 6-8 • 230 • Springfield, Ohio (South HS)

Year	GP-GS	Min	Avg	FG-A	Pct	3FG-A	Pct	FT-A	Pct	Rebs	Avg	PF-FO	Ast	TO	Blk	Stl	Pts	Avg
2001-02	29-4	376	13.0	37-71	.521	0-0	.000	16-34	.471	85	2.9	44-0	7	35	16	4	90	3.1
2002-03	29-1	493	17.0	37-63	.587	0-0	.000	9-26	.346	135	4.7	63-2	17	30	45	9	83	2.9
Totals	58-5	869	15.0	74-134	.552	0-0	.000	25-60	.417	220	3.8	107-2	24	65	61	13	173	3.0

Tanner Wild

#24 • G • 6-0 • 170 • Huntington, W.Va. (Huntington HS)

Year	GP-GS	Min	Avg	FG-A	Pct	3FG-A	Pct	FT-A	Pct	Rebs	Avg	PF-FO	Ast	TO	Blk	Stl	Pts	Avg
2005-06	3-0	5	1.7	0-0	.000	0-0	.000	0-0	.000	1	0.3	0-0	0	0	0	0	0	0.0
2006-07	10-0	13	1.3	1-5	.200	1-2	.500	0-0	.000	1	0.1	2-0	1	1	0	0	3	0.3
2007-08	9-0	16	1.8	2-4	.500	1-11	.091	1-3	.333	1	0.1	0-0	1	1	0	1	6	0.7
2008-09	5-0	8	1.6	1-3	.333	1-3	.333	1-2	.500	3	0.6	0-0	1	0	0	0	4	0.8
Totals	27-0	42	1.6	4-13	.308	3-7	.429	2-5	.400	6	0.2	2-0	3	2	0	1	13	0.5

ALL-TIME PLAYER STATS

Shane Williams #20 • G • 6-0 • 160 • Johnson City, Tenn. (Science Hill HS/NE Oklahoma A&M)

Year	GP-GS	Min	Avg	FG-A	Pct	3FG-A	Pct	FT-A	Pct	Rebs	Avg	PF-FO	Ast	TO	Bk	Stl	Pts	Avg
1994-95	27-27	1034	38.3	75-200	.375	44-132	.333	23-29	.793	90	3.3	75-3	78	64	2	41	217	8.0
1995-96	29-29	1079	37.2	75-198	.379	50-132	.379	38-55	.691	111	3.8	70-0	113	41	3	36	238	8.2
Totals	56-56	2113	37.7	150-398	.377	94-264	.356	61-84	.726	201	3.6	145-3	191	105	5	77	455	8.1

Tommy Wilson

#50 • G • 6-0 • 170 • Springfield, Ohio (Springfield HS)

Year	GP-GS	Min	Avg	FG-A	Pct	3FG-A	Pct	FT-A	Pct	Rebs	Avg	PF-FO	Ast	TO	Bk	Stl	Pts	Avg
1960-61	18--	--	--	27-59	.458	--	--	8-11	.727	22	1.2	25-1	--	--	--	--	62	3.4
1961-62	23--	--	--	129-303	.426	--	--	84-96	.875	80	3.5	49-1	--	--	--	--	342	14.9
1962-63	24--	--	--	38-99	.384	--	--	38-49	.776	30	1.3	28-0	--	--	--	--	114	4.8
Totals	65--	--	--	194-461	.421	--	--	130-156	.833	132	2.0	102-2	--	--	--	--	518	8.0

John Winchester

#5 • G • 6-4 • 175 • Stamford, Conn. (Marist HS/Milford Academy)

Year	GP-GS	Min	Avg	FG-A	Pct	3FG-A	Pct	FT-A	Pct	Rebs	Avg	PF-FO	Ast	TO	Bk	Stl	Pts	Avg
2002-03	25-1	198	7.9	11-48	.229	7-30	.233	8-10	.800	21	0.8	23-0	15	22	0	2	37	1.5
2003-04	29-13	578	19.9	51-142	.359	25-80	.313	30-37	.811	57	2.0	53-1	45	33	0	17	157	5.4
Totals	54-14	776	14.4	62-190	.326	32-110	.291	38-47	.809	78	1.4	76-1	60	55	0	19	194	3.6

Major Wingate

#1 • C • 6-10 • 250 • Florence, S.C. (North Gwinnett [Ga.] HS)

Year	GP-GS	Min	Avg	FG-A	Pct	3FG-A	Pct	FT-A	Pct	Rebs	Avg	PF-FO	Ast	TO	Bk	Stl	Pts	Avg
2003-04	29-15	470	16.2	39-96	.406	0-0	.000	26-40	.650	73	2.5	58-0	18	42	18	10	104	3.6
2004-05	30-8	511	17.0	54-107	.505	0-0	.000	42-72	.583	91	3.0	66-1	14	37	20	12	150	5.0
2005-06	30-29	748	24.9	125-225	.556	1-5	.200	66-106	.623	121	4.0	77-1	31	70	32	13	317	10.6
Totals	89-52	1729	19.4	218-428	.509	1-5	.200	134-218	.615	285	3.2	201-2	63	149	70	35	571	6.4

Lang Wiseman

#22 • G • 6-4 • 200 • Arlington, Tenn. (Bolton HS)

Year	GP-GS	Min	Avg	FG-A	Pct	3FG-A	Pct	FT-A	Pct	Rebs	Avg	PF-FO	Ast	TO	Bk	Stl	Pts	Avg
1989-90	28-0	292	10.4	27-77	.351	10-34	.294	13-20	.650	29	1.0	36-0	29	18	2	8	77	2.8
1990-91	33-30	994	30.1	155-346	.448	54-170	.318	70-85	.824	100	3.0	81-2	104	102	4	52	434	13.2
1991-92	33-30	876	26.5	131-293	.447	39-96	.406	44-60	.733	135	4.1	87-1	71	63	8	41	345	10.5
1992-93	29-22	748	25.8	106-248	.427	49-125	.392	39-54	.722	89	3.1	66-2	44	57	6	27	300	10.3
Totals	123-82	2910	23.7	419-964	.435	152-425	.358	166-219	.758	353	2.9	270-5	248	240	20	128	1156	9.4

Howard Wood

#44 • C • 6-7 • 235 • East Hampton, N.Y. (East Hampton HS)

Year	GP-GS	Min	Avg	FG-A	Pct	3FG-A	Pct	FT-A	Pct	Rebs	Avg	PF-FO	Ast	TO	Bk	Stl	Pts	Avg	
1977-78	24--	--	--	48-93	.516	--	--	26-38	.684	101	4.2	37-1	7	17	3	6	122	5.1	
1978-79	33--	--	--	620	18.8	114-230	.496	--	--	56-73	.767	144	4.4	68-0	15	49	8	284	8.6
1979-80	29-2	646	22.3	141-280	.504	--	--	97-115	.858	151	5.2	67-0	12	37	11	23	379	13.1	
1980-81	29-29	985	34.0	150-287	.523	--	--	116-144	.805	199	6.9	85-1	40	75	18	33	416	14.3	
Totals	115-31	--	--	453-890	.509	--	--	295-368	.801	595	5.2	257-2	74	178	40	78	1201	10.4	

Jim Woodall

#44 • F • 6-6 • 215 • Charleston, W.Va. (Dunbar HS)

Year	GP-GS	Min	Avg	FG-A	Pct	3FG-A	Pct	FT-A	Pct	Rebs	Avg	PF-FO	Ast	TO	Bk	Stl	Pts	Avg
1968-69	27--	--	--	8-19	.421	--	--	5-9	.556	32	1.2	28-0	1	--	--	--	21	0.8
1969-70	24--	--	--	23-44	.523	--	--	22-31	.710	95	4.0	49-2	16	--	--	--	68	2.8
1970-71	26--	--	--	64-117	.547	--	--	50-63	.794	161	6.2	93-7	26	--	--	--	178	6.8
Totals	77--	--	--	95-180	.528	--	--	77-103	.748	288	3.7	170-9	43	--	--	--	267	3.5

Kevin Woods

#31 • F • 6-6 • 190 • Baltimore, Md. (Dunbar HS)

Year	GP-GS	Min	Avg	FG-A	Pct	3FG-A	Pct	FT-A	Pct	Rebs	Avg	PF-FO	Ast	TO	Bk	Stl	Pts	Avg
1981-82	24-0	180	7.5	23-42	.548	--	--	7-8	.875	12	0.5	14-0	7	11	3	4	53	2.2
1982-83	26-7	459	17.7	33-75	.440	--	--	10-12	.833	51	2.0	46-1	16	32	2	4	76	2.9
1983-84	31-16	603	19.5	65-149	.436	--	--	15-24	.625	67	2.2	54-0	23	23	2	7	145	4.7
1984-85	12-3	170	14.2	12-27	.444	--	--	2-3	.667	24	2.0	23-0	4	5	0	8	26	2.2
Totals	93-26	1412	15.2	133-293	.454	--	--	34-47	.723	154	1.7	137-1	50	71	7	23	300	3.2

Rodney Woods

#10 • G • 5-11 • 155 • Four Mile, Ky. (Lone Jack HS)

Year	GP-GS	Min	Avg	FG-A	Pct	3FG-A	Pct	FT-A	Pct	Rebs	Avg	PF-FO	Ast	TO	Bk	Stl	Pts	Avg
1972-73	24--	--	--	99-225	.440	--	--	36-40	.900	41	1.7	57-1	142	--	--	--	234	9.8
1973-74	26--	--	--	105-243	.432	--	--	45-53	.849	45	1.7	41-1	156	--	--	--	255	9.8
1974-75	26--	--	--	96-211	.455	--	--	35-43	.814	39	1.5	43-1	227	--	--	--	227	8.7
Totals	76--	--	--	300-679	.442	----	----	116-136	.853	125	1.6	141-3	525	--	--	--	716	9.4

Terrence Woods

#31 • G • 6-3 • 185 • Memphis, Tenn. (Treadwell HS)

Year	GP-GS	Min	Avg	FG-A	Pct	3FG-A	Pct	FT-A	Pct	Rebs	Avg	PF-FO	Ast	TO	Bk	Stl	Pts	Avg
1999-00	32-0	242	7.6	40-85	.471	26-64	.406	4-6	.667	31	1.0	31-0	18	15	0	13	110	3.4
2000-01	32-0	409	12.8	61-165	.370	48-125	.384	20-25	.800	41	1.3	44-1	29	29	0	17	190	5.9
Totals	64-0	651	10.2	101-250	.404	74-189	.392	24-31	.774	72	1.1	75-1	47	44	0	30	300	4.7

Renaldo Woolridge

#0/#3 • F • 6-9 • 215 • Sherman Oaks, Calif. (Harvard-Westlake HS)

Year	GP-GS	Min	Avg	FG-A	Pct	3FG-A	Pct	FT-A	Pct	Rebs	Avg	PF-FO	Ast	TO	Bk	Stl	Pts	Avg
2008-09	32-6	283	8.8	28-90	.311	19-69	.275	9-17	.529	43	1.3	31-0	17	11	8	4	84	2.6
2009-10	28-10	365	13.0	33-86	.384	15-47	.319	14-24	.583	80	2.9	38-0	9	24	11	7	95	3.4
2010-11	8-0	72	9.0	6-17	.353	0-8	.000	1-2	.500	11	1.4	9-0	4	4	2	0	13	1.6
2011-12	25-4	341	13.6	43-106	.406	16-43	.372	6-11	.545	82	3.3	29-0	7	16	5	2	108	4.3
Totals	93-20	1061	11.4	110-299	.368	50-167	.299	30-54	.556	216	2.3	107-0	37	55	26	13	300	3.2

Lou Wright

#42 • G • 6-5 • 195 • Memphis, Tenn. (Raleigh-Egypt HS/SW Tennessee CC)

Year	GP-GS	Min	Avg	FG-A	Pct	3FG-A	Pct	FT-A	Pct	Rebs	Avg	PF-FO	Ast	TO	Bk	Stl	Pts	Avg
2003-04	2-0	3	1.5	0-2	.000	0-1	.000	0-0	.000	0	0.0	0-0	0	0	1	0	0	0.0

Robert Wunderlich

#51 • F • 6-6 • 185 • Nashville, Tenn. (Overton HS)

Year	GP-GS	Min	Avg	FG-A	Pct	3FG-A	Pct	FT-A	Pct	Rebs	Avg	PF-FO	Ast	TO	Bk	Stl	Pts	Avg
1977-78	1--	--	--	0-0	.000	--	--	0-0	.000	0	0.0	1-0	0	0	0	0</		

THOMPSON-BOLING ARENA



Tennessee's Thompson-Boling Assembly Center and Arena is widely recognized as one of the nation's premier basketball facilities. The venue has hosted ESPN College GameDay twice in the past five seasons.

Named for the late B. Ray Thompson and former UT President Dr. Edward J. Boling, the arena is set for another busy sports schedule this year with the Vols and Lady Vols.

In the last 27 years, Thompson-Boling Arena has played host to record crowds for the Vols, Lady Vols and NBA basketball. The Vols have ranked in the top 20 in regular-season attendance nationally the past 15 seasons, including ranking sixth nationally with 16,395 fans in 2011-13. UT's 1989 battle with Kentucky set an SEC regular-season record with a crowd of 25,610. The Lady Vols drew 24,597 for their 1998 game with Connecticut to establish a women's NCAA record, while a preseason contest between the Boston Celtics and Washington Bullets in 1988 attracted a then-record NBA exhibition crowd of 23,611.

UT has hosted the men's NCAA regional tournament in 1994 and 1999 in the spacious facility. The 1990 NCAA Southeast Regional's first- and second-round games, followed by the NCAA Women's Final Four, made Knoxville a basketball hotspot. The 1989 SEC Tournament was the first of what proved to be many postseason tournaments to be held in Thompson-Boling Arena. The riverfront arena has drawn rave reviews from teams, administrators and media for the building's modern facilities needed for hosting major tournaments.

The Vols opened the facility in grand fashion during the 1987-88 campaign. The opening game saw the Vols thrash Marquette 82-56 before a then-record crowd of 25,272. The 1987-88 season saw the Vols shatter all of their previous attendance records, finishing third nationally by averaging more than 20,000 per game.

Thompson-Boling Arena underwent a \$19 million renovation prior to the start of the 2007-08 season—the first major renovation to the building since it was built 20 years earlier. The first phase of the renovation included the addition of 32 luxury suites that are located in the existing north balcony, a loge area just below the luxury suites that includes 166 side court seats, new seats for the entire arena, a \$3 million center-hung scoreboard and concourse refurbishments, such as graphics and other amenities. After the renovations, Thompson-Boling Arena's capacity was reduced to 21,678.

Additionally, a \$16 million practice facility was constructed next door to Thompson-Boling Arena. Pratt Pavilion houses two full-size gymnasiums, one for each of the men's and women's basketball teams, as well as space for an athletic training room, weight room

and film-study room

Donnie Tyndall and his staff, along with Holly Warlick and the women's basketball staff, occupy spacious office suites in the arena—completely renovated in 2010—on the Phillip Fulmer Way level. New ticket facilities also are located on the west end of the building.

The distance from the playing floor to the roof is 120 feet, the equivalent of a 12-story building. The arena is 448 feet long and 310 feet wide. It contains more than 411,000 square feet of floor space and more than 17 million cubic feet of space. The structure's roof measures 142,000 square feet, which is approximately three and one-quarter acres.

THOMPSON-BOLING ARENA FIRSTS

- First Game:** December 3, 1987
(Tennessee 82, Marquette 56)
- Points:** Clarence Swearengen (Tennessee)
- Field Goal:** Clarence Swearengen (Tennessee)
- Free Throw:** Tony Reeder (Marquette)
Dyron Nix (Tennessee's first)

YEAR-BY-YEAR IN THOMPSON-BOLING ARENA

Year	Record	Pct.	Year	Record	Pct.
1987-88	13-3	.813	2001-02	10-4	.714
1988-89	13-4	.765	2002-03	12-5	.706
1989-90	11-4	.733	2003-04	14-3	.824
1990-91	7-9	.438	2004-05	10-6	.625
1991-92	13-3	.813	2005-06	13-2	.712
1992-93	8-7	.533	2006-07	16-0	1.000
1993-94	5-10	.333	2007-08	16-0	1.000
1994-95	7-8	.467	2008-09	10-5	.667
1995-96	11-6	.647	2009-10	15-1	.938
1996-97	11-5	.688	2010-11	10-8	.556
1997-98	14-2	.875	2011-12	15-4	.789
1998-99	14-1	.933	2012-13	13-4	.765
1999-00	15-1	.938	2013-14	14-3	.824
2000-01	12-3	.800	Totals	322-111	.744

OUTLOOK

PLAYERS

STAFF

REVIEW

RESULTS

RECORDS

HONORS

POSTSEASON

VOLMANAC

MEDIA INFO



PRATT PAVILION



Pratt Pavilion is located adjacent to Thompson-Boling Arena and houses two full-size basketball courts, one for each of Tennessee's men's and women's teams, as well as an athletic training room, a weight room, a film-study room and recruiting lounges.

Directly connected to the arena, Pratt Pavilion features convenient, ground-level parking. The 70,000-square-foot structure boasts balconies at the south side of the building which overlook the practice courts. The west facade of the building is glassed from the first floor to the second floor, allowing visibility of gallery and display areas from the street. The building is a significant element to the picturesque south entrance to the University of Tennessee campus.

The facility is named after lead donor Larry Pratt, whose love for Tennessee athletics began at a young age, when his father, Floyd, brought him to various sporting events at Neyland Stadium, Alumni Gym and Stokely Athletics Center.

In the 1990s, Pratt honored his father by creating an endowed scholarship in his name as a member of the Nathan Dougherty Society. Larry Pratt also was recognized at the Tennessee-Georgia football game in 2003 for a \$1 million donation to the STEP-UP Campaign.

A native of Athens, Tenn., Pratt currently resides in McLean, Va. He graduated from the University of Tennessee in 1972 with a degree from the College of Business and serves as president and CEO of First Savings Mortgage Corporation, the largest private mortgage banker in Washington, D.C.

Pratt's \$5 million commitment in April 2006, along with 341 other individual contributors through the Campaign for Tennessee Basketball, made Pratt Pavilion possible.

The UT Athletic Department first broke ground on the Pratt Pavilion in August 2006, and teams began practicing in the new structure on Oct. 12, 2007.

Tennessee's newest world-class basketball facility was officially unveiled and dedicated on Saturday, Jan. 19, 2008.

Select areas within Pratt Pavilion have been named in honor of other donors whose support for UT also helped make the project a reality:

- Brenda Lawson Court (women's)
 - Kathleen M. Bolze Locker Room (women's)
 - Frankie Ellis Wade Balcony
 - Kevin & Michelle Clayton Locker Room (men's)
 - John Ward Film Room
 - Chris Lofton Room
- (gifts by Jerry and Nancy Fortner and Brian and Craig Nelson)*



HISTORICAL HOME VENUES

The game of basketball was a dozen years old before UT students organized their first class teams in 1903; and Naismith's brainchild was almost 20 years old when the first UT varsity five went into action.

The first UT players soon discovered that the YMCA gym was woefully lacking as a place for the fast-paced game of basketball. The court in the tiny arena was wall-to-wall. Spectators hung from an encircling balcony, built to accommodate a track. So, after two seasons of cramped activities, the Vols made their first of several moves to larger and better arenas.

In 1988, the Vols opened the 24,535-seat Thompson-Boling Assembly Center and Arena. Oddly enough, the new arena could hold all of the seats in the previous gyms; and, in inflated dollars, it cost five times as much as all the others combined.

Through nearly 100 years of Volunteer basketball, these previous local arenas provided a decisive home-court advantage. The home-game record from 1909 to 1987 stood at 677-172, a winning edge of .800.

— by Neal O'Steen



JEFFERSON HALL

UT YMCA Gymnasium 1909-12 12-6 (.666)

The UT YMCA Gymnasium served as the Vols' home from 1909-12. The building, which was built at a cost of \$18,000, gave the school its first adequate central heating system and bathtub while also providing a gym, bowling alley, ball cage, reading room, assembly hall and a few dormitory rooms. The Vols won their first home game, a 55-16 decision over TSD on Jan. 29, 1909. Probably the most exciting game in the facility was its final game, when "Skeet" Klein hit a shot at the buzzer to give the Vols a 36-35 win over the Knoxville YMCA Tigers in front of a packed house of 200 fans.

Knoxville YMCA Gymnasium 1913-22 53-9-1 (.856)

As the need for more seating grew, officials made arrangements to practice and play games at the downtown YMCA. Because the Vols shared the facility with their rivals, the Knoxville YMCA Tigers, Tennessee was only able to practice on the court three days a week. When not able to practice downtown, the Vols were forced back to the UT YMCA Gym. However, the downtown facility allowed more than double the seating capacity than the campus building. The Vols were 53-9-1 in 10 years downtown.

Jefferson Hall 1923-32 72-27 (.727)

Built in early 1922 at a cost of \$19,095.01, Jefferson Hall was a multi-purpose facility that allowed the Vols to move back on campus in time for the 1922-23 season. Collapsible bleachers from Shields-Watkins Field were brought into the building after football season to allow seating for 1,500 fans. An improvement over past arenas, Jefferson Hall created problems with a stage and a court in the facility and heating being a difficult matter. Tennessee capped off a decade of play in the building, which looked like a wooden barn, with a 27-22 win over Vanderbilt on Feb. 19, 1932. After being converted to a National Guard Armory, the wooden building caught fire on Dec. 20, 1934, providing a spectacular fireworks display from the National Guard's ammunition supply.

Alumni Memorial Auditorium-Gymnasium 1933-58 231-61 (.823)

Alumni Memorial Auditorium-Gymnasium was built in 1932 to recognize alumni who lost their lives in World War I and the Spanish-American War. Almost the size of a football field, it was one of the largest buildings on campus. Upon its completion, UT's games were moved to the arena, and the athletic department offices were moved from Carrick Hall. A multi-purpose facility that served the needs of the academic, athletic and entertainment departments of the University, the building held 3,200 fans for basketball games and 3,800 for stage performances. The grand opening of the arena saw the Vols defeat Lincoln Memorial University 41-18 on Dec. 17, 1932, just one week after the formation of the Southeastern Conference. In 1936, UT stars Harry Anderson and Biggy Marshall brought the school its first SEC championship when the Vols won the SEC Tournament in the building. Regarded as one of the best facilities in the entire South, Alumni Gym served as the host of the SEC Tournament four times (1936, 1937, 1939 and 1940). But as the popularity of basketball grew with Tennessee's 26-game home winning streak in the early 1940s, the Vols soon began to outgrow the building.

Armory-Fieldhouse/Stokely Athletics Center 1959-87 321-69 (.823)

Initially built to accommodate up to 7,000 fans, Armory-Fieldhouse was designed so the arena could eventually be doubled in size. The \$15 million structure used steel trusses that were 208 feet long and weighed 66 tons to support the roof. The building was used for several other university functions in addition to basketball games, such as commencements, occasional concerts and a speaking engagement by vice president Hubert Humphrey. The Volunteers opened the facility with a 72-71 win over Wyoming on Dec. 2, 1958.

Armory-Fieldhouse was expanded thanks in large part to a \$500,000 gift from William B. Stokely, chairman of Stokely-Van Camp, Inc., of Indianapolis, that helped offset the \$3 million expansion costs. Work on the expansion began in early 1966, and the larger arena was ready in time for the 1966-67 season. In the first game of the expanded facility, the Vols upset three-time defending Big Ten Conference champion Michigan 72-54 on Dec. 1, 1966. That was a sign of things to come for Ray Mears' squad, as the Vols went on to win their first 23 games in the arena, including a 14-0 home record in 1966-67.

Stokely Athletics Center served as the home for the Vols for 29 years and presided over some of the most successful teams in school history. When Thompson-Boling Arena was completed before the 1987-88 season, the Vols had an impressive 321-69 record at Stokely.

After Thompson-Boling Arena became the new home of Tennessee basketball, several athletic offices were still housed in Stokely, along with ROTC offices and classrooms.

Stokely was vacated during the winter of 2012-13, and the facility was razed in the summer of 2014 to repurpose the land it occupied.



STOKELY ATHLETICS CENTER

OUTLOOK

PLAYERS

STAFF

REVIEW

RESULTS

RECORDS

HONORS

POSTSEASON

VOLMANAC

MEDIA INFO



What's a Volunteer? Not your run of the mill school nickname, the proud legacy of the Volunteer calls Tennessee student-athletes to compete at an elevated standard when the stakes are highest. A Volunteer is the bravest breed of human from the boldest nation on Earth, fiercely proud to call Tennessee home whether the battle lies within its borders or in a land far away.

THE FIRST VOLUNTEERS

In the aftermath of the Declaration of Independence, Americans were determined to create a nation that was free of the evils that had required them to resort to revolution. Among these was the fear of a large standing army. Such a force could be used to impose the will of an evil monarch and was therefore a threat to individual liberties. Instead, they would rely upon a volunteer army, citizen soldiers who would be called into service at times of crisis to serve their country.

When the people who would later be known as Tennesseans were first asked to volunteer for such an army, they had been living along the upper tributaries of the Tennessee River, near modern day Elizabethton. The call went out for volunteers to gather at Sycamore Shoals in September 1780 and march across the Smoky Mountains to meet this British threat. When finally assembled, the volunteers totaled almost 1,000 men, virtually the entire fighting force of the settlements. These "Overmountain Men" defeated the British at King's Mountain to turn the tide of the war in favor of the fledgling nation.

The tradition of the Tennessee Volunteer was thus already initiated when, in the War of 1812, the nation once again went to war. As they had done over 30 years before, Tennesseans responded enthusiastically. Instead of the 3,500 troops requested, 25,000 Tennesseans joined, participating in battles from the Canadian border to the Gulf of Mexico.



ANDREW JACKSON

Earlier in the War of 1812 the British torched Washington. The Tennessee Volunteers made sure New Orleans would suffer no such fate. Under future President Andrew "Old Hickory" Jackson at the Battle of New Orleans, Tennessee Volunteers took part in the greatest victory of the war when they helped to defeat an army of crack British regulars. Facing more than twice their number, the Tennessee Volunteers joined a New Orleans militia, a group of former Haitian slaves fighting as free men and a band of outlaws headed by the notorious pirate Jean Lafitte. Thanks in no small part to the deadly Volunteer riflemen of Tennessee, the U.S. took a lopsided victory where more than 2,000 British were killed or wounded compared to eight killed and 13 wounded on the American side.

Jacob Hartsell, a captain in the 2nd East Tennessee militia, was among the Tennesseans who took part in the battle. He was so inspired by his fellow Tennesseans that he wrote a heroic poem in their honor. Entitled "The Brave Volunteer," this poetic journal entry is the earliest known written reference to Tennesseans as Volunteers.

OLD HICKORY

Two decades later, Tennesseans advanced their reputation as volunteers when, unsolicited, several hundred made the journey south to assist the Texans in their war for independence from Mexico. The best known of these was David Crockett. His already legendary status was only enhanced by his dramatic death at the Alamo in 1836.

But before the Alamo fell, 33 Tennesseans, the largest number of defenders provided by any state — nearly four times as many as from Texas — kept Mexican General Santa Anna's overwhelming army at bay for 13 days against unbelievable odds. On March 6, 1836, the brave Tennessee Volunteers and the other Alamo defenders were overrun and breathed their last.



DAVID CROCKETT

However, the crucial days the Volunteers slowed down the Mexican army gave another Tennessean, Sam Houston, enough time to gallop through Texas raising an army to defend what would become the Lone Star State. This army defeated Santa Anna in no small part because of the contributions of Tennessee's Volunteers. There can be no doubt Texas owes a great debt of gratitude for its statehood to the fierce men from Tennessee.

VOLUNTEERS AT THE ALAMO

Two decades later, Tennesseans advanced their reputation as volunteers when, unsolicited, several hundred made the journey south to assist the Texans in their war for independence from Mexico. The best known of these was David Crockett. His already legendary status was only enhanced by his dramatic death at the Alamo in 1836.

But before the Alamo fell, 33 Tennesseans, the largest number of defenders provided by any state — nearly four times as many as from Texas — kept Mexican General Santa Anna's overwhelming army at bay for 13 days against unbelievable odds. On March 6, 1836, the brave Tennessee Volunteers and the other Alamo defenders were overrun and breathed their last.

However, the crucial days the Volunteers slowed down the Mexican army gave another Tennessean, Sam Houston, enough time to gallop through Texas raising an army to defend what would become the Lone Star State. This army defeated Santa Anna in no small part because of the contributions of Tennessee's Volunteers. There can be no doubt Texas owes a great debt of gratitude for its statehood to the fierce men from Tennessee.

TENNESSEE... THE VOLUNTEER STATE

But Tennessee's status as the "Volunteer State" was solidified 10 years later when the United States War Department called for volunteers in the War with Mexico. Moving quickly to meet their allotted quota of 2,800 recruits, state officials were overwhelmed by 30,000 volunteers.

It was during the Spanish-American War that the students of the University of Tennessee began to lay official claim to the Volunteer nickname for themselves. In 1897, the student yearbook was christened, The Volunteer.

In 1902, the Atlanta Constitution used the term "Volunteers" to describe the football team when recounting a game between UT and Georgia Tech. However, the university sports teams continued to operate without an official nickname until 1905. In March of that year an article in the Knoxville Journal announced a nickname had been chosen.

"One of the admirers of the old school has suggested 'the Volunteers,'" the newspaper reported. In classic understatement the report concludes, "The name sounds good, and it is likely that it will stick."

THE VOLUNTEER SPIRIT

There have been other men who symbolized the indomitable Tennessee Volunteer spirit on and off the field of battle. One of the most famous proved to be Alvin York in World War I. York was drafted and nearly single-handedly captured 132 Germans, took out about 35 machine guns which had been decimating his battalion and killed no fewer than 25 of the enemy, according to officers' reports. Indeed, Marshall Ferdinand Foch said of York's heroism, "What you did was the greatest thing accomplished by any private soldier of all the armies of Europe."

Humbly, the reluctant hero returned home to Tennessee as the toast of the nation. Yet York wasn't interested in celebrity or cashing in on his fame, saying, "This uniform ain't for sale."

Tennessee Volunteers took part in every theater of World War II, whether helping secure the deadly beaches of Normandy to working in their own backyard in Oak Ridge on The Manhattan Project and the atomic bomb that brought an end to war in the Pacific.

Not every Volunteer story was forged in wartime. Part of the Volunteer legend deals with self-sacrifice for the good of others. Take Tennessee train engineer Casey Jones, for instance. Steaming full-bore in the early morning in Vaughan, Miss., in 1900, Jones saw boxcars in the distance on the tracks in front of him. When it became apparent the passenger train he was driving was destined for a catastrophic collision, Jones was faced with a desperate choice — he could jump out of the engine and save his life before the crash or he could stay in the engine and try to slow the train enough to save more passengers' lives. After ordering his fireman to jump from the racing locomotive and save himself, Jones died that day saving dozens of lives in an amazing display of self-sacrifice. But his story and heroism live in the ballad devoted to the Tennessean who saved so many lives that day in his casket of splintered wood and twisted steel.

The legend of the Tennessee Volunteer also applies to great minds who create items of great cultural value in interesting ways. The first constitution ever written by white men in America was drafted in 1772 by the Watauga Association near present day Elizabethton. Take the example of the Cherokee silversmith Sequoyah, the only known man in the history of the world to single-handedly create an alphabet, the first written language for a Native American people.

Similarly, Tennessean Alex Haley became one of America's most famous authors after recounting the experience of African-Americans in his highly-acclaimed "Roots." Haley chose to make his home in Norris, just a short drive from the University of Tennessee.

Every time since the nation's birth to this very day, when the U.S. needs an extraordinary effort to brush back the dark curtain of hopelessness, the Tennessee Volunteers are called. The bravery, heroism, wisdom and ferocity of the Volunteers place them on a pedestal of great American legends.

— Nathan Kirkham
Rockwood, Tenn.



MEDIA

Tennessee is one of the nation's most highly publicized college basketball programs, with three television networks and more than 10 beat reporters regularly attending practice.



MEDIA RELATIONS



All media requests related to the Tennessee men's basketball program should be directed to Tom Satkowiak (865-974-7501, tomsid@tennessee.edu).

MEDIA CREDENTIALS

Outlets interested in obtaining credentials to cover Tennessee basketball home games must apply for credentials via Sports Systems.

LINK:

www.sportssystem.com/clients/seccredentials/

Upon visiting the link provided above, applicants must check a box indicating that they agree to the Southeastern Conference's media credentialing terms and conditions for use before selecting "Tennessee men's basketball." Applications for single-game credentials should be submitted at least one week in advance of the game(s) one plans to cover. Credentials may be mailed or left at the media entrance on the southeast end of Thompson-Boling Arena (event level). **Only working media, staff and professional basketball scouts will be issued credentials,** and all credentials remain the property of the University of Tennessee. Credentials are non-transferable, and UT reserves the right to revoke credentials for misuse.

MEDIA INFORMATION

- **Media Parking** is in Lot G-10, the parking garage on the east side of the arena.
- **Media Entrance** is located on the lower southeast side of the arena and opens two hours before tipoff.
- **Media Seating** is located behind the south end of the east baseline.
- A **Media Meal** is served in the lower east end of the arena starting 90 minutes before game time.
- **Live Stats** can be accessed via a web browser at UTstats.com.
- A **Media Work Area** is located on the lower east side of the arena. Wireless Internet is available, as are a limited number of hard-line Ethernet connections for photo transmission.
- The **Postgame Press Conference** is held in the lower east end of the arena following a brief cooling-off period after the game. Head coach Donnie Tyndall addresses the media and is followed by selected Tennessee student-athletes (visitor interviews take place outside the visiting locker room, which is located behind the north end of the court).

HEAD COACH INTERVIEWS

Media may request interviews with Donnie Tyndall by calling or emailing basketball SID Tom Satkowiak at 865-974-7501 or tomsid@tennessee.edu.

PLAYER INTERVIEWS

All requests for player interviews must be directed to SID Tom Satkowiak. Please make your requests at least 24 hours in advance. On gamedays, players are not available for interviews until after the game. **Under no circumstances are players available for interviews by calling/texting/emailing/Tweeting them directly.** Players are instructed not to grant any interviews unless prior arrangements are made through the media relations office.

MEDIA LUNCHEONS

Throughout the SEC season, Donnie Tyndall hosts a weekly media luncheon in the Arena Dining area (Room A) at Thompson-Boling Arena. The entrance to Arena Dining is located at the northeast corner of the arena off Phillip Fulmer Way.

TENNESSEE BASKETBALL E-MAIL DISTRIBUTION LIST

If you wish to receive the most up-to-date information regarding Tennessee basketball (including all press releases and media availability notices) via email, please send a request to SID Tom Satkowiak at tomsid@tennessee.edu.

PHOTO/VIDEOGRAPHERS

During games, photographers are restricted to areas along the baselines of the court. At no time are photographers or videographers allowed behind the team benches.

RADIO BROADCAST ORIGATION

In games at Thompson-Boling Arena, opponents are permitted one free origination, to be designated by the school's athletics director. Requests should be directed to Tom Satkowiak in the media relations office. Information about clearance to broadcast games should be directed to Steve Early, IMG College/Vol Network, P.O. Box 11125, Knoxville, TN 37939 (865-212-3570).

RADIO BROADCASTS

Inquiries about clearance to broadcast games should be directed to Steve Early, IMG College/Vol Network, P.O. Box 11125, Knoxville, TN 37939, telephone (865) 212-3570.

BLOGGING & REAL-TIME UPDATES

By acceptance and use of a Tennessee media credential, the holder agrees to the following conditions as established by UT and the Southeastern Conference: In-Game Blogging, including periodic updates of scores, statistics or other brief descriptions of the competition (such as Tweets and social-networking status updates) throughout the event, is acceptable provided that the bearer conforms to the blogging policies separately published by the SEC, as such policies may be revised from time to time. No bearer may produce or disseminate in any form a "real-time" description or transmission of the event in any manner that constitutes, or is intended to provide or is promoted or marketed as, a substitute for television or video coverage of the event. The bearer agrees that the determination of whether a blog is a real-time description or transmission shall be made by the SEC in its reasonable discretion. If the SEC reasonably determines that a bearer is producing a real-time description of the event, the SEC reserves the right to pursue all available remedies against the bearer and to revoke the credential.

INTERNET USE - VIDEO & AUDIO

Upon execution of a separate agreement with terms and conditions governing the use thereof, the bearer will be afforded access to video and audio of broadcast events for use on the bearer's official news website(s), at no premium or charge. Otherwise, except as specifically permitted (with respect to online, non-archived simulcasts), the bearer shall not post, place or distribute or make available video (or audio from broadcast feeds) of game action of any event (including bearer-generated video of game action of an event) on or through the Internet or any other new media distribution platform (any other platform than print media or a form of television not available or viewable over the Internet, except for non-archived simulcasts specifically permitted) including, without limitation, wireless handsets, podcasts, cell phones or PDAs.

ON THE INTERNET

To access Tennessee's official athletics website, visit UTsports.com. Information on SEC athletics can be accessed online at SECsports.com. In addition, you can stay up-to-date on the Tennessee basketball program using popular social networking services Facebook (Facebook.com/BallWithTheVols), Twitter and Instagram ([@Vol_Hoops](http://Vol_Hoops)).

PRACTICE COVERAGE GUIDELINES

NOTE: For the purposes of these guidelines, the term "practice" refers not only to standard on-court basketball practice sessions but also any other practice-related activities, including, but not limited to: conditioning, weights, film sessions and individual workouts.

MEDIA VIEWING AREAS

Thompson-Boling Arena: Media must observe practice from the media seating area behind the east baseline. If this area is unavailable, media must observe practice from the seats in the South 100 Level (Sections 119-123). Videographers and photographers may shoot from the floor but should return to the aforementioned area when not shooting or when asked by a member of the UT Media Relations staff. Producers and announcers from the television network that is scheduled to air the next Tennessee game may observe from the television position on the south end of the arena (midcourt).

Pratt Pavilion: Media must observe practice from the balcony overlooking the court on the west side of the facility. Videographers and photographers may shoot from the floor but should return to the aforementioned area when not shooting or when asked by a member of the UT Media Relations staff.

RADIO OR ONLINE BROADCAST

Participating in a live radio or online broadcast, during which University of Tennessee athletics is a topic of conversation, is prohibited while the participant is in view of practice or any practice-related activities (conditioning, weights, film session, etc.). Any and all exceptions—such as live radio remotes during preseason media day—must be approved at least one day in advance by the UT Media Relations staff.

SOCIAL MEDIA, INTERNET & BROADCAST UPDATES

Posting—either directly or via an intermediary—updates related to practice is prohibited. This also applies to message boards and all forms of social media.

Media members also are prohibited at all times from posting practice photos or video while that day's practice is taking place. Exceptions are made for B-Roll video shown during daily newcasts.

VIDEO

With the exception of videographers from network television affiliates (game crews), all media members wishing to shoot video at practice must receive prior approval from the UT Media Relations staff. And with the exception of pre- or post-practice interviews, all video content that is broadcast or posted online must be less than three minutes in duration, per practice. Posting video that includes offensive audio content (such as cursing) or gameplan-specific audio is prohibited.



MEDIA RELATIONS STAFF



TOM SATKOWIAK

Associate Media Relations Director
(Men's Basketball Contact)
Office: (865) 974-7501
Cell: (865) 696-2897
E-mail: tomsid@tennessee.edu
Twitter: @TomSatkowiak



JIMMY STANTON

Sr. Associate AD - Communications
Office: (865) 974-4167
Cell: (865) 306-2052
E-mail: jimmystanton@utk.edu
Twitter: @JimmyStanton



JASON YELLIN

Assistant AD - Media Relations
Office: (865) 974-9494
Cell: (865) 314-0273
E-mail: jyellin@utk.edu
Twitter: @JasonYellin



AMANDA PRUITT

Assistant Media Relations Director
(Secondary Men's Basketball Contact)
Office: (865) 974-6315
E-mail: akpruit@utk.edu
Twitter: @akpruit

Associate Directors: Tom Satkowiak, Eric Trainer
Assistant Directors: M.J. Burns, Mary-Carter Kniffen, Stephen Lee, Amanda Pruitt

Graduate Assistants: Jessie Butler, Kellen Hiser

Multimedia Assistant: Dani Klupenger

■ TENNESSEE ATHLETIC MEDIA RELATIONS DEPT.

Anderson Training Center

Phone: (865) 974-1212

Fax: (865) 974-9496

Mailing Address: P.O. Box 15016, Knoxville, TN 37901

Shipping Address: 1551 Lake Loudoun Blvd., Knoxville, TN 37996

■ UNIVERSITY OF TENNESSEE ATHLETICS

OUR MISSION: To inspire and support our student-athletes in the pursuit of comprehensive excellence.

OUR VISION: To represent the University of Tennessee among the nation's premier athletics programs by developing student-athletes who graduate, compete for championships and conduct themselves in a first-class manner honoring and fulfilling the Volunteer Spirit.

OUR CORE VALUES:

Integrity Without Compromise

National Leadership

Service to Our Students, Fans and Community

Personal Accountability

Inclusion and Respect for the Individual

Relentless Competitiveness

Excellence in Education

OUTLOOK

PLAYERS

STAFF

REVIEW

RESULTS

RECORDS

HONORS

POSTSEASON

VOLTMANAC

MEDIA INFO



SOUTHEASTERN CONFERENCE



Mike Slive

SEC Commissioner

Throughout the history of men's college basketball, the Southeastern Conference has captured 11 NCAA Championships and four NIT titles, cementing the SEC as one of the nation's top basketball conferences.

During the 2006-07 academic year, the SEC became the first conference to win the Division I National Championship in Football (Florida), Men's Basketball (Florida) and Women's Basketball (Tennessee) in the same school year.

Only the SEC and the Big East have ever won both the men's and women's basketball titles in one season. SEC won both three times in 1996, 1998 and 2007. The Big East has won both twice in 2003 and 2004.

The SEC swept both the NIT and NCAA Tournaments in 2006 when Florida won its first NCAA championship and South Carolina earned its second straight NIT title. Only four conferences have won both the NIT and NCAA title, including the Big East (2003), ACC (1992) and Big Ten (1979).

The SEC was 12-3 (.800) in the 2014 NCAA Tournament and 17-8 (.680) overall in postseason action.

The SEC's 12 NCAA Tournament wins were the most of any conference (Big Ten 10, American 9).

The SEC won 80 percent (12-3) of its 2014 NCAA Tournament games, the best percentage of any conference.

The SEC has won three of the last nine NCAA titles (2006-Florida, 2007-Florida, 2012 Kentucky). No other conference has won more than two NCAA titles during that stretch.

Since 1993, the SEC has won six men's basketball national championships - Arkansas (1994), Kentucky (1996), Kentucky (1998), Florida (2006), Florida (2007) and Kentucky (2012). Only the ACC (6) has won as many men's basketball titles during this time.

The SEC has won 11 NCAA men's basketball tournament titles with Kentucky claiming eight (1948, 1949, 1951, 1958, 1978, 1996, 1998 and 2012). Florida has two (2006, 2007) and Arkansas has one (1994).

Florida and Kentucky advanced to the 2014 Final Four, and Tennessee made it to the Sweet Sixteen.

It was the first time since 2006 (Florida and LSU) that the SEC has had two teams in the Final Four. It is the fourth time that two SEC teams advanced to the Final Four (1994, 1996, 2006).

It marked the most SEC teams in the Sweet Sixteen since 2007 when three teams (UF, UT, VU) advanced to the Regional Semifinals. It also was the sixth time in the last nine years that multiple SEC teams have reached the Sweet Sixteen.

Every SEC team that made a postseason appearance in 2014 won at least one game.

The SEC has had at least one team advance to the Sweet Sixteen in 24 of the last 25 years. Eleven of the SEC's 12 members have advanced to the Sweet Sixteen since 1996.

Every team in the SEC has made at least one NCAA Tournament appearance in the last 11 editions of the "Big Dance."

The SEC has won at least 65 percent of its non-conference games since the league expanded to 12 teams in 1991-92 (now 14 teams).

Over the last seven NBA Drafts, 48 SEC players have heard their names called. Twenty-two of those were selected in the first round, and two were the No. 1 overall pick.

The SEC is 53-27 (66.3 percent) in the second (formerly the first) round of the NCAA Tournament over the last 16 tournaments (since 1999). In 1999, the SEC won each of its six first-round games, becoming the first conference to have six teams win their first-round games in the same season.

The SEC Network airs SEC content 24/7, including 100 men's basketball games. Programming also includes studio shows and original content such as the "SEC Storied" series.



SEC MEDIA RELATIONS

Phone Number: (205) 458-3010

Fax Number: (205) 458-3030

Mailing Address:

2201 Richard Arrington Blvd. North
Birmingham, AL 35203



cpinkerton@sec.org

hvincent@sec.org

twilson@sec.org

cdunlap@sec.org

scartell@sec.org

*Craig Pinkerton, Director

Herb Vincent, Assoc. Commissioner
Tammy Wilson, Associate Director
Chuck Dunlap, Associate Director
Sean Cartell, Assistant Director
men's basketball contact

SEC WEBSITE

The SEC has an extensive online presence at SECsports.com. The SEC offers a media-only section of the website (SECsportsmedia.com). Media covering the SEC can retrieve information from the conference office as well as the 14 SEC institutions from the media site. A championship credentialing system is also available on the site.

TELECONFERENCE

The weekly SEC coaches teleconference is scheduled for every Monday Jan. 5 through March 9.

The postseason teleconference is set for Monday, March 16 at 11 a.m. (Eastern). It will feature coaches from all SEC teams participating in the postseason.

Audio from all SEC basketball teleconferences can be accessed online at SECsports.com shortly after their conclusion.

Order of Appearance (All Times Eastern)

- 11:00 a.m. Kevin Stallings, Vanderbilt
- 11:07 a.m. Billy Donovan, Florida
- 11:14 a.m. Frank Martin, South Carolina
- 11:21 a.m. Mark Fox, Georgia
- 11:28 a.m. Johnny Jones, LSU
- 11:35 a.m. John Calipari, Kentucky
- 11:42 a.m. Donnie Tyndall, Tennessee**
- 11:49 a.m. Mike Anderson, Arkansas
- 11:56 a.m. Anthony Grant, Alabama
- 12:03 p.m. Bruce Pearl, Auburn
- 12:10 p.m. Andy Kennedy, Ole Miss
- 12:17 p.m. Rick Ray, Mississippi State
- 12:24 p.m. Kim Anderson, Missouri
- 12:31 p.m. Billy Kennedy, Texas A&M

WEEKLY AWARDS

The SEC names a Player of the Week and Freshman of the Week in men's basketball every Monday during the season. Each week's selections are released for Monday afternoon publication. Nominations for the awards are made each week by the men's basketball SIDs.

VOL NETWORK

For more than 60 years the Vol Network has served as the main communications link between the University of Tennessee and its fans. IMG College/Vol Network manages the multi-media and marketing rights to University of Tennessee athletics. IMG is recognized as the world's premier sports, entertainment and media company. With 50 radio affiliates and statewide coverage, the Vol Network boasts one of the largest collegiate basketball networks in the country. The Donnie Tyndall Television Show, which begins in early January and runs weekly during basketball season, is shown on network television stations across the state in all five major Tennessee television markets and regionally in the Southeast on SportSouth.

IMG College/Vol Network
 (865) 212-3570 • 6701 Baum Drive, Suite 100 • Knoxville, TN 37919



TENNESSEE BASKETBALL PROGRAMMING

Tennessee Tipoff Show: Vol Network coverage begins with this informative and entertaining show, which airs 30 minutes before tipoff. Bob Kesling and Bert Bertelkamp set the stage from the game site. Network host John Wilkerson previews action around the country and the SEC.

Game Broadcast: Bob Kesling and Bert Bertelkamp provide exciting play-by-play action of Tennessee Volunteers basketball.

Big Orange Scoreboard: After each game, John Wilkerson gets listeners caught up with scores, reports and updates from the SEC and around the country. The Vol Network provides an exclusive courtside interview with the player of the game, and Bob Kesling recaps the game with a review of the final statistics.

Donnie Tyndall Show: Following each game, UT head coach Donnie Tyndall gives an exclusive courtside interview with Bob Kesling and Bert Bertelkamp. Fans are encouraged to stay and listen near the broadcast position.

VOL CALLS

This season the Vol Network is proud to partner with Calhoun's on the River, home of the official call-in show of University of Tennessee Athletics: Vol Calls! The weekly call-in show fields questions from fans throughout the Southeast and the rest of the country. Vol Calls is entering its 25th year on the air, making it the longest-running sports talk program in Tennessee.

The show is hosted by the Vol Network's Bob Kesling and Brent Hubbs of VolQuest.com and features weekly guests. Vol Calls broadcasts live in Knoxville and airs statewide from 8-9 p.m. ET (7-8 p.m. CT).

**Vol Calls is heard on Wednesday nights until UT's football season ends.*

DONNIE TYNDALL TV SHOW AFFILIATES

Chattanooga	WTVC Ch. 9	Sat., 1:00 p.m.
Jackson	E+TV6	Fri., 7:30 p.m. and 9:30 p.m.
Knoxville	WVLT Ch. 8	Sat., 11:00 a.m.
	MyVLT Ch. 30	Sun., 9:00 p.m.
Memphis	WMC Ch. 5	Sat., Noon
Nashville	WZTV Ch. 17	Sat., 11:30 a.m.
Tri-Cities	WJHL Ch. 11	Sat., Noon
Southeastern U.S.	SportSouth	Sun., 12:30 p.m.



This is the 15th straight season that **Bob Kesling** (left) and former Vol **Bert Bertelkamp** team up for Vol Network radio broadcasts.

VOL NETWORK RADIO AFFILIATES

Market	Station	Frequency	Market	Station	Frequency	Market	Station	Frequency
Bristol	WOPI - AM	1490	Knoxville	WNML - AM	990	Newport	WLJK - AM	1270
Camden	WRJB - FM	98.3	Knoxville	WIVK - FM	107.7	Oneida	WBNT - FM	105.5
Chattanooga	WGOW - FM	102.3	LaFollette	WQLA - FM	104.9	Paris	WTPR - AM	710
Clarksville	WJZM - AM	1400	Lawrenceburg	WDXE - FM	95.9	Paris	WTPR - FM	101.5
Cleveland	WCLE - FM	104.1	Lenoir City	WLIL - AM	730	Pulaski	WKSR - FM	98.3
Columbia	WKOM - FM	101.7	Lenoir City	WLIL - FM	93.5	Savannah	WKWX - FM	93.5
Columbia	WMCP - AM	1280	Lewisburg	WJMJ - AM	1490	Smithville	WJLE - AM	1480
Cookeville	WBXE - FM	93.7	Lewisburg	WJMJ - FM	94.3	Smithville	WJLE - FM	101.7
Crossville	WOWF - FM	102.5	Lexington	WBFG - FM	96.5	Tri-Cities	WQUT - FM	101.5
Dresden	WCDZ - FM	95.1	Livingston	WLIV - AM	920	Union City	WENK - AM	1240
Elizabethhton	WKPP - AM	1520	Livingston	WLIV - FM	104.7	Wartburg	WECO - FM	101.3
Erwin	WEMB - AM	1420	Madisonville	WRKQ - AM	1250	Waverly	WQMV - AM	1060
Fayetteville	WYTM - FM	105.5	Manchester	WFTZ - FM	101.5	Winchester	WCDD - AM	1340
Franklin	WAKM - AM	950	Martin	WCMT - AM	1410			
Greeneville	WGRV - AM	1340	McMinnville	WKZA - FM	107.3			
Greeneville	WIKQ - FM	103.1	Memphis	WMSB - AM	680			
Jackson	WDXI - AM	1310	Memphis	WMSF - FM	92.9			
Johnson City	WKTP - AM	1590	Morristown	WCRK - AM	1150			
Kingsport	WKPT - AM	1400	Nashville	WGFX - FM	104.5			

Fans out of broadcast range can listen via:
XM/Sirius Satellite Radio
UTSports.com

Teamline USA: 1-800-846-4700 ext. 5405

OUTLOOK

PLAYERS

STAFF

REVIEW

RESULTS

RECORDS

HONORS

POSTSEASON

VOLMANAC

MEDIA INFO



AREA INFORMATION & COMPLIANCE

■ From Airport:

Go north (left) on U.S. Highway 129 leaving airport. After crossing the Tennessee River bridge just outside of Knoxville, exit on U.S. Highways 11 and 70 (Cumberland Avenue). Turn right at the bottom of the exit ramp and turn right at the second light onto Volunteer Boulevard. Follow Volunteer Boulevard into campus and turn right at the third traffic light onto Lake Loudoun Boulevard to the arena.

■ From I-75 South (Lexington):

Follow I-75 South to I-275 South just past Merchants Drive. Follow I-275 to I-40 East. Exit I-40 east at James White Parkway and follow Parkway to Neyland Drive (Tennessee Highway 153) and arena is on right.

■ From I-40 East (from Nashville) and I-75 North (from Atlanta/Chattanooga):

Follow I-40 and I-75 to I-40/I-75 junction in West Knoxville. Continue on I-40 East to U.S. Highway 129 South. Follow 129 South to the U.S. 11-70 exit. Turn left off the exit ramp onto U.S. 11-70 (Cumberland Avenue) and turn right on Volunteer Boulevard at the third traffic light. Follow Volunteer Boulevard into campus and turn right at the third traffic light onto Lake Loudoun Boulevard to the arena.

■ From I-40 West (from Asheville, N.C.):

Follow I-40 to Exit 389. Exit onto Hall of Fame Drive (exit 389). Turn left onto Hall of Fame Drive. Follow signs to Neyland Drive. Turn right onto Neyland Drive. Turn right onto Lake Loudon Blvd.

HOTELS/LODGING

Hilton Knoxville - Downtown	(865) 523-2300
501 W. Church St. 37902-2591	
Holiday Inn Select Downtown	(865) 522-2800
525 Henley St. 37902	
Marriott Knoxville - Downtown	(865) 637-1234
500 Hill Avenue SE 37915	
Radisson Summit Hill - Downtown	(865) 522-2600
401 W. Summit Hill Drive 37902	
Courtyard By Marriott - West	(865) 539-0600
216 Langley Place 37922	
Holiday Inn Central at Papermill - West	(865) 584-3911
1315 Kirby Rd. 37909	
Holiday Inn Select West	(865) 693-1011
304 N. Cedar Bluff Rd. 37923	
Hilton - Airport	(865) 970-4300
2001 Alcoa Highway 37701	
Cumberland House	(865) 342-7680
1109 White Ave. 37916	
Hampton Inn & Suites	(865) 522-5400
618 W Main St. 37902	

RESTAURANTS NEAR THE ARENA

Arena Dining (in the arena)	(865) 521-0092
1600 Phillip Fulmer Way 37996	
Barley's Taproom & Pizzeria	(865) 521-0092
200 E. Jackson Ave. 37915-1005	
Calhoun's on the River	(865) 673-3355
400 Neyland Dr. 37902	
Chesapeake's (seafood)	(865) 673-3433
500 Henley St. 37902-2802	
Copper Cellar/Cumberland Grill	(865) 673-3411
1807 Cumberland Ave. 37916-3009	
Downtown Grill & Brewery	(865) 633-8111
424 S Gay St. 37902-1103	
Mellow Mushroom (pizza, sandwiches)	(865) 524-7979
2109 Cumberland Ave. 37916	
Ruth's Chris Steak House	(865) 546-4696
950 Volunteer Landing Lane 37915	
SunSpot (vegetarian)	(865) 637-4663
2200 Cumberland Ave. 37916	

UT ATHLETICS DEPARTMENT COMPLIANCE STATEMENT

Compliance with NCAA rules is one of the highest priorities for the University of Tennessee and our athletics department. As a member of the NCAA, the University of Tennessee is responsible for the actions of its boosters and fans. Even the best intentions may violate NCAA rules. We need your help in observing all SEC and NCAA regulations. Boosters and fans must be careful of their interaction with prospective and current student-athletes. Therefore, we encourage our boosters and fans to "Ask Before You Act" by contacting the Compliance Office at 865-974-3871.

REPRESENTATIVES OF ATHLETICS INTERESTS, "BOOSTERS"

There are many ways an individual can be classified as a representative of Tennessee's athletics interests. You are a "representative of The University of Tennessee's athletics interests," if you have been involved in a booster club, made financial contributions to the athletics program or booster organizations, provided benefits to an enrolled student-athlete, assisted in the recruitment of prospective student-athletes, or been involved in the promotion of UT athletics. Please note that once you have been identified as a representative of University of Tennessee athletics interests, you retain that identity indefinitely.

RECRUITING, EXTRA BENEFITS AND INDUCEMENTS

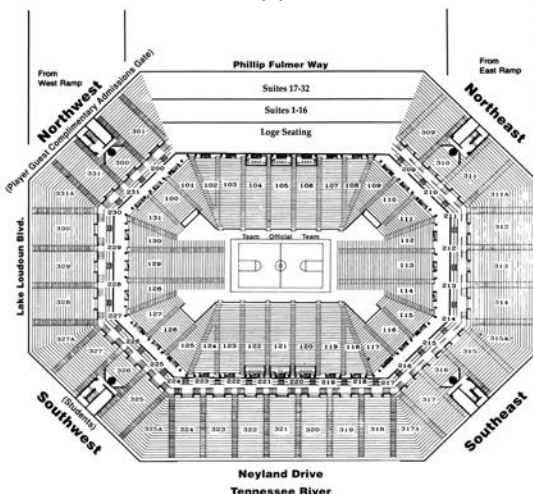
Only coaches and athletics department staff members can be involved in the recruiting process. All "athletics representatives" who are not employees of UT are prohibited from contacting a prospect by telephone, letter or in-person, on- or off-campus, for the purpose of encouraging participation in athletics at UT. It is not permissible for prospects, student-athletes or their relatives and friends to receive any extra benefits or special arrangements from a booster. Extra benefits include, but are not limited to: cash or loans in any amount; co-signing or arranging a loan; providing gifts of any kind (e.g. clothing, airline tickets, or holiday cards); providing special discounts for goods and services; use of an automobile.

If you are an established friend or neighbor of a prospect, you may have contact with the prospect provided you do not try to recruit the prospect on behalf of UT, and that such contacts are not made at the direction of UT's coaching staff. Please note that a prospect is a person who has started classes for the ninth grade.

EMPLOYMENT

The Compliance Office must keep written records verifying all student-athlete employment. NCAA rules stipulate that compensation may be paid to a student-athlete only for work actually performed and at a rate commensurate with the going rate in that locality for similar service. NCAA rules also prohibit employers from using the name or picture of a student-athlete to directly or indirectly advertise, recommend or promote the sale or use of a commercial product or service of any kind. Do not provide an honorarium to a student-athlete for a speaking engagement. Compensation may not include any remuneration for value or utility that the student-athlete may have for the employer because of publicity, reputation, fame or personal following that he or she has obtained because of athletics ability.

Remember: **"PLAY BY THE RULES"**
 Tennessee Athletics Compliance
 (865) 974-3871
www.VolsPlayByTheRules.com





JARNELL
STOKES

ROUND 2

35 OVERALL

DRAFT 14



JORDAN
MCRAE

ROUND 2

58 OVERALL



2014-15**TENNESSEE BASKETBALL SCHEDULE**

DATE	OPPONENT	SITE	TELEVISION	TIME
Nov. 3	Pikeville (exhib)	Knoxville	SEC Network+	7 p.m.
Nov. 8	Lenoir-Rhyne (exhib)	Knoxville	SEC Network+	7 p.m.
Nov. 14	1-vs. VCU	Annapolis, Md.	CBS Sports Network	6:30 p.m.
Nov. 20	Texas Southern	Knoxville	Fox Sports Net^	7 p.m.
Nov. 27	2-vs. Santa Clara	Orlando, Fla.	ESPN2^	Noon
Nov. 28	2-vs. Kansas or Rhode Island	Orlando, Fla.	ESPN/ESPNU^	Noon or 2:30 p.m.
Nov. 30	2-vs. TBD	Orlando, Fla.	ESPN/ESPN2/ESPNU^	TBD
Dec. 6	3-Kansas State	Knoxville	ESPN2^	3:15 p.m.
Dec. 14	Butler	Knoxville	ESPNU^	2 p.m.
Dec. 17	at NC State	Raleigh, N.C.	ESPN2^	7 p.m.
Dec. 19	Tennessee Tech	Knoxville	Fox Sports Net^	7 p.m.
Dec. 22	Mercer	Knoxville	SEC Network^	7 p.m.
Dec. 27	Tennessee State	Knoxville	SEC Network^	8:30 p.m.
Dec. 31	ETSU	Knoxville	SEC Network^	1 p.m.
Jan. 7	at Mississippi State*	Starkville, Miss.	SEC Network^	9 p.m.
Jan. 10	Alabama*	Knoxville	SEC Network^	2 p.m.
Jan. 13	Arkansas*	Knoxville	ESPNU^	7 p.m.
Jan. 17	at Missouri*	Columbia, Mo.	SEC Network^	6 p.m.
Jan. 20	at South Carolina*	Columbia, S.C.	ESPNU^	9 p.m.
Jan. 24	Texas A&M*	Knoxville	Fox Sports Net^	1 p.m.
Jan. 27	at Arkansas*	Fayetteville, Ark.	ESPNU^	9 p.m.
Jan. 31	Auburn*	Knoxville	ESPN/ESPN2^	Noon
Feb. 3	Mississippi State*	Knoxville	SEC Network^	7 p.m.
Feb. 7	at Georgia*	Athens, Ga.	ESPN/ESPN2^	Noon
Feb. 11	at Vanderbilt*	Nashville, Tenn.	SEC Network^	9 p.m.
Feb. 14	LSU*	Knoxville	SEC Network^	4 p.m.
Feb. 17	Kentucky*	Knoxville	ESPN^	7 p.m.
Feb. 21	at Ole Miss*	Oxford, Miss.	ESPNU^	7:30 p.m.
Feb. 26	Vanderbilt*	Knoxville	ESPN/ESPN2^	7 p.m.
Feb. 28	at Florida*	Gainesville, Fla.	ESPN/ESPN2^	TBD
March 4	at LSU*	Baton Rouge, La.	SEC Network^	7 p.m.
March 7	South Carolina*	Knoxville	Fox Sports Net^	4 p.m.
March 11-15	SEC Tournament	Nashville, Tenn.		
March 17-18	NCAA First Round (Dayton, Ohio)			
March 19 & 21	NCAA Second & Third Rounds (Jacksonville, Fla. / Louisville, Ky. / Pittsburgh, Pa. / Portland, Ore.)			
March 20 & 22	NCAA Second & Third Rounds (Charlotte, N.C. / Columbus, Ohio / Omaha, Neb. / Seattle, Wash.)			
March 26 & 28	NCAA Regionals (Cleveland, Ohio / Los Angeles, Calif.)			
March 27 & 29	NCAA Regionals (Houston, Texas / Syracuse, N.Y.)			
April 4 & 6	NCAA Final Four (Indianapolis)			

KEY

1-Quicken Loans Veterans Classic (Alumni Hall, U.S. Naval Academy)

2-Orlando Classic (HP Field House)

3-SEC/Big 12 Challenge

* Southeastern Conference Game

^ Also available through WatchESPN, accessible online at WatchESPN.com, on smartphones and tablets via the WatchESPN app, and streamed on televisions through Amazon Fire TV, Apple TV, Chromecast, Roku, Xbox 360 or Xbox One to fans who receive their video subscription from an affiliated provider.

FOLLOW THE VOLTS**UTSPORTS.COM » TWITTER & INSTAGRAM: @VOL_HOOPS » FACEBOOK.COM/BALLWITHTHEVOLTS**