

TENNESSEE BASKETBALL MEDIA GUIDE 2016-17

# VOLTS

UTSPORTS.COM @VOL\_HOOPS





# RETOURNEES

# CONTENTS

## OUTLOOK 1-8

2	Roster
3	Schedule & Quick Facts
4-5	Position-by-Position Breakdown
6-8	Notes

## PLAYERS 9-28

10	Kyle Alexander
11	Jordan Bone
12	Jordan Bowden
13	Lucas Campbell
14	Lew Evans
15	Jacob Fleschman / John Fulkerson
16-17	Robert Hubbs III
18	Jalen Johnson / Detrick Mostella
19	Detrick Mostella
20	Kwe Parker / Shembari Phillips
21	Shembari Phillips
22	Admiral Schofield
23	Lamonté Turner
24	Grant Williams
25	Brad Woodson
26-28	Individual Game-by-Game Stats

## STAFF 29-50

30-33	Head Coach Rick Barnes
34-35	Associate Head Coach Rob Lanier
36-37	Assistant Coach Desmond Oliver
38-39	Assistant Coach Michael Schwartz
40	Strength & Conditioning Coach Garrett Medenwald
41	Athletic Trainer Chad Newman
42	Video Coordinator Riley Davis
43	Director of Basketball Operations Mary-Carter Kniffen
44	Assistant to the Head Coach Kyle Condon
45	Graduate Managers
46	Student Managers & Athletic Trainers
47	University Administration
48-49	Vice Chancellor/Director of Athletics Dave Hart
50	Athletics Administration

## 2015-16 REVIEW 51-74

52	Results
53	Statistics
54	Highs & Lows
55	Team Game-by-Game Comparison
56	Superlatives
57-73	Box Scores & Game Recaps
74	SEC Standings / Honors

## RESULTS 75-116

76-77	Record vs. All Opponents
78-79	Record vs. Conferences
80-95	All-Time Series Results
96	Exhibition Results & Longest Win Streaks
93	Milestones & Overtime Results
98-99	Preseason/Holiday Tournaments
100-113	Year-by-Year Results
114-115	In The Polls
115-116	vs. Ranked Opponents

## RECORDS 117-154

118	Team Single-Game Records
119	Team Single-Season Records
120-122	Scoring Records
123-124	Rebounding Records
125	Double-Double Records
126-127	Offensive Rebounding Records
128	Field Goal Records
129	Free Throw Records
130-131	3-Point Field Goal Records
132-133	Assists Records
134-135	Assist/Turnover Ratio Records
136-137	Blocked Shot Records
138-139	Steals Records
140	Playing Experience Records
141	Attendance Records
142-143	Yearly Top-Five Scorers
144-145	Year-by-Year Team Totals
146-151	1,000-Point Club
152-153	Thompson-Boling Arena Records
154	Alternate Uniform History / 100-Point Games

## HONORS 155-170

156-160	All-Americans
161	All-SEC
162	Other SEC Honors
163	Regional & National Honors / USA Basketball
164	Academic & Service Honors
165	SEC & NCAA Statistical Champions
166-166	SEC Championship Teams
168-169	Vols in the NBA
170	Annual Team Awards

## POSTSEASON 171-198

172-173	SEC Tournament Results
174	NCAA Tournament & NIT Results
175	NCAA Tournament Superlatives
176-177	Postseason Game Records
178	NCAA Tournament Individual Records
179-198	NCAA Tournament Game Recaps

## VOLMANAC 199-248

200-208	Program History
209-211	Head Coaching History
212-214	All-Time Lettermen
215	All-Time Assistant Coaches & Support Staff
216-219	Lettermen by Hometown
220	Incoming Transfer History
221	Multi-Sport Student-Athletes
222	All-Time Record Breakdown
223-249	All-Time Player Statistics
250	Thompson-Boling Arena
251	Pratt Pavilion
252	Legend of the Volunteer

## MEDIA INFO 253-258

254	UT Media Relations
255	Practice Coverage Guidelines
256	Southeastern Conference
257	Vol Network
258	Area Information & Compliance



## CREDITS

**Editor:** Tom Satkowiak (please send edits to tomsid@tennessee.edu)

**Editorial Assistance:** Kellen Hiser, Amanda Pruitt (design and layout), Brooke Satkowiak

**Photography:** Donald Page & UT Athletics Digital Media Staff, Wade Rackley, David Coyle, Patrick Murphy-Racey, UT Photo Services

**Cover & Divider Pages Design:** Jonathan King and Evan Ford

**On The Cover:** Versatile wing Robert Hubbs III, from Newbern, Tennessee, is UT's lone four-year senior.

**Printing:** CCM Communications of Nashville, Tenn.



**ALPHABETICAL**

No.	Name	Pos.	Ht.	Wt.	Cl.	Hometown (Previous School)
11	Kyle Alexander	F	6-10	218	So.	Milton, Ontario (Orangeville Prep)
0	Jordan Bone	G	6-1	173	Fr.	Nashville, Tenn. (Ensworth School)
23	Jordan Bowden	G	6-3	180	Fr.	Knoxville, Tenn. (22 Feet Academy [S.C.])
24 <sup>^</sup>	Lucas Campbell	G	6-2	178	So.	Knoxville, Tenn. (Christian Academy of Knoxville)
21	Lew Evans	F	6-7	235	RS-Sr.	Salt Lake City, Utah (Utah State)
4 <sup>^</sup>	Jacob Fleschman	G	6-1	160	Fr.	Austin, Texas (Westlake High School)
10	John Fulkerson	F	6-7	203	Fr.	Kingsport, Tenn. (The Christ School [N.C.])
3	Robert Hubbs III	G	6-5	207	Sr.	Newbern, Tenn. (Dyer County HS)
13	Jalen Johnson	G	6-5	177	Fr.	Durham, N.C. (Wesleyan Christian Academy)
15	Detrick Mostella	G	6-1	179	Jr.	Decatur, Ala. (Notre Dame Prep [Mass.])
12	Kwe Parker	G	6-0	181	Fr.	Fayetteville, N.C. (Wesleyan Christian Academy)
25	Shembari Phillips	G	6-3	192	So.	Atlanta, Ga. (Wheeler HS)
5	Admiral Schofield	F	6-4	238	So.	Zion, Ill. (Zion-Benton Township HS)
1	Lamonté Turner	G	6-0	187	RS-Fr.	Florence, Ala. (IMG Academy [Fla.])
2	Grant Williams	F	6-5	234	Fr.	Charlotte, N.C. (Providence Day School)
32 <sup>^</sup>	Brad Woodson	G	6-0	178	So.	Murfreesboro, Tenn. (Riverdale HS)

**NUMERICAL**

No.	Name	Pos.	Cl.
0	Jordan Bone	G	Fr.
1	Lamonté Turner	G	RS-Fr.
2	Grant Williams	F	Fr.
3	Robert Hubbs III	G	Sr.
4 <sup>^</sup>	Jacob Fleschman	G	Fr.
5	Admiral Schofield	F	So.
10	John Fulkerson	F	Fr.
11	Kyle Alexander	F	So.
12	Kwe Parker	G	Fr.
13	Jalen Johnson	G	Fr.
15	Detrick Mostella	G	Jr.
21	Lew Evans	F	RS-Sr.
23	Jordan Bowden	G	Fr.
24 <sup>^</sup>	Lucas Campbell	G	So.
25	Shembari Phillips	G	So.
32 <sup>^</sup>	Brad Woodson	G	So.

<sup>^</sup> walk-on

**BASKETBALL STAFF**

Name	Position	Year	Alma Mater
Rick Barnes	Head Coach	2nd	Lenoir-Rhyne, 1977
Rob Lanier	Associate Head Coach	2nd	St. Bonaventure, 1990
Desmond Oliver	Assistant Coach	2nd	Dominican College, 1992
Michael Schwartz	Assistant Coach	1st	Texas, 1999
Garrett Medenwald	Strength & Conditioning Coach	2nd	Wisconsin-Whitewater, 2013
Chad Newman	Athletic Trainer	21st	Tennessee, 1994
Riley Davis	Video Coordinator	2nd	Texas, 2011
Mary-Carter Kniffen	Director of Basketball Operations	2nd	Tennessee, 2011
Kyle Condon	Assistant to the Head Coach	8th	Tennessee, 2013
Tom Satkowiak	Media Relations Director	9th	Tennessee, 2002
Janet Reynolds	Administrative Specialist	16th	
I.J. Poole	Graduate Manager	2nd	Texas, 2015
Dražen Zlovarić	Graduate Manager	2nd	Chattanooga, 2013

**PRONUNCIATION**

Jordan Bowden (BAU-din)  
 Detrick Mostella (DEE-trick moss-TELL-uh)  
 Kwe Parker (KWAY)  
 Shembari Phillips (shem-BAR-ee)  
 Lamonté Turner (luh-MAHN-tay)

**STAY UPDATED**



Tennessee Volunteers Basketball  
 Facebook.com/BallWithTheVols



@Vol\_Hoops



OFFICIAL WEBSITE: [UTsports.com](http://UTsports.com)



# SCHEDULE

Date	Day	Opponent	Site	Television	Time
<b>Nov. 3</b>	<b>Thur.</b>	<b>Slippery Rock (exhib)</b>	<b>Knoxville</b>	<b>SEC Network +^</b>	<b>7 p.m.</b>
<b>Nov. 11</b>	<b>Fri.</b>	<b>Chattanooga</b>	<b>Knoxville</b>	<b>SEC Network +^</b>	<b>7 p.m.</b>
<b>Nov. 15</b>	<b>Tues.</b>	<b>Appalachian State</b>	<b>Knoxville</b>	<b>SEC Network^</b>	<b>7 p.m.</b>
Nov. 21	Mon.	1-Wisconsin	Maui	ESPN2^	2:30 p.m.
Nov. 22	Tues.	1-Georgetown or Oregon	Maui	ESPN2^	1:30 p.m. or 8 p.m.
Nov. 23	Wed.	1-TBD	Maui	ESPN2/ESPNU^	TBD
<b>Dec. 3</b>	<b>Sat.</b>	<b>Georgia Tech</b>	<b>Knoxville</b>	<b>SEC Network +^</b>	<b>1 p.m.</b>
<b>Dec. 6</b>	<b>Tues.</b>	<b>Presbyterian</b>	<b>Knoxville</b>	<b>SEC Network +^</b>	<b>7 p.m.</b>
Dec. 11	Sun.	at North Carolina	Chapel Hill, N.C.	ESPN^	5 p.m.
<b>Dec. 13</b>	<b>Tues.</b>	<b>Tennessee Tech</b>	<b>Knoxville</b>	<b>SEC Network^</b>	<b>7 p.m.</b>
<b>Dec. 15</b>	<b>Thur.</b>	<b>Lipscomb</b>	<b>Knoxville</b>	<b>SEC Network +^</b>	<b>7 p.m.</b>
Dec. 18	Sun.	vs. Gonzaga	Nashville, Tenn.	ESPN2^	4 p.m.
Dec. 22	Thur.	at ETSU	Johnson City, Tenn.	ESPN3^	7 p.m.
Dec. 29	Thur.	at Texas A&M^	College Station, Texas	SEC Network^	9 p.m.
<b>Jan. 3</b>	<b>Tues.</b>	<b>Arkansas*</b>	<b>Knoxville</b>	<b>SEC Network^</b>	<b>6:30 p.m.</b>
Jan. 7	Sat.	at Florida*	Gainesville, Fla.	ESPN2^	5:15 p.m.
<b>Jan. 11</b>	<b>Wed.</b>	<b>South Carolina*</b>	<b>Knoxville</b>	<b>SEC Network^</b>	<b>6:30 p.m.</b>
Jan. 14	Sat.	at Vanderbilt*	Nashville, Tenn.	SEC Network^	8:30 p.m.
Jan. 17	Tues.	at Ole Miss*	Oxford, Miss.	SEC Network^	9 p.m.
<b>Jan. 21</b>	<b>Sat.</b>	<b>Mississippi State*</b>	<b>Knoxville</b>	<b>SEC Network^</b>	<b>6 p.m.</b>
<b>Jan. 24</b>	<b>Tues.</b>	<b>Kentucky*</b>	<b>Knoxville</b>	<b>ESPN^</b>	<b>9 p.m.</b>
<b>Jan. 28</b>	<b>Sat.</b>	<b>2-Kansas State</b>	<b>Knoxville</b>	<b>ESPN2^</b>	<b>2 p.m.</b>
Jan. 31	Tues.	at Auburn*	Auburn, Ala.	SEC Network^	9 p.m.
Feb. 4	Sat.	at Mississippi State*	Starkville, Miss.	SEC Network^	3:30 p.m.
<b>Feb. 8</b>	<b>Wed.</b>	<b>Ole Miss*</b>	<b>Knoxville</b>	<b>SEC Network^</b>	<b>6:30 p.m.</b>
<b>Feb. 11</b>	<b>Sat.</b>	<b>Georgia*</b>	<b>Knoxville</b>	<b>ESPNU^</b>	<b>4 p.m.</b>
Feb. 14	Tues.	at Kentucky*	Lexington, Ky.	ESPN^	7 p.m.
<b>Feb. 18</b>	<b>Sat.</b>	<b>Missouri*</b>	<b>Knoxville</b>	<b>SEC Network^</b>	<b>1 p.m.</b>
Feb. 22	Wed.	Vanderbilt*	Knoxville	SEC Network^	6:30 p.m.
Feb. 25	Sat.	at South Carolina*	Columbia, S.C.	SEC Network^	1 p.m.
March 1	Wed.	at LSU*	Baton Rouge, La.	SEC Network^	7 p.m.
<b>March 4</b>	<b>Sat.</b>	<b>Alabama*</b>	<b>Knoxville</b>	<b>SEC Network^</b>	<b>1 p.m.</b>
March 8-12		SEC Tournament	Nashville, Tenn.	SEC Network/ESPN^	

March 14-15 NCAA First Four (Dayton, Ohio)  
 March 16 & 18 NCAA First & Second Rounds (Buffalo, N.Y. / Milwaukee, Wis. / Orlando, Fla. / Salt Lake City, Utah)  
 March 17 & 19 NCAA First & Second Rounds (Greenville, S.C. / Indianapolis, Ind. / Tulsa, Okla. / Sacramento, Calif.)  
 March 23 & 25 NCAA Midwest & West Regionals (Kansas City, Mo. / San Jose, Calif.)  
 March 24 & 26 NCAA South & East Regionals (Memphis, Tenn. / New York City)  
 April 1 & 3 NCAA Final Four (Glendale, Ariz.)

### Key

1-Maui Jim Maui Invitational (Lahaina Civic Center, Lahaina, Maui)  
 2-SEC/Big 12 Challenge Presented by Sonic  
 \* Southeastern Conference Game

^ Also available through WatchESPN, accessible online at WatchESPN.com, on smartphones and tablets via the WatchESPN app, and streamed on televisions through Amazon Fire TV, Apple TV, Chromecast, Roku, Xbox 360 or Xbox One to fans who receive their video subscription from an affiliated provider.

All Times Eastern & Subject to Change

# QUICK FACTS

### THE BASICS

**Location:** Knoxville, Tenn.  
**Founded:** 1794  
**Enrollment:** 28,052  
**Colors:** Orange & White  
**Nickname:** Volunteers  
**Mascot:** Smokey  
**Conference:** Southeastern  
**Name:** Thompson-Boling Arena (21,678)  
**University President:** Dr. Joe DiPietro  
**Knoxville Chancellor:** Dr. Jimmy Cheek  
**Faculty Representative:** Dr. Donald Bruce  
**Vice Chancellor/Director of Athletics:** Dave Hart  
**Athletic Department Phone:** 865-974-1220  
**Ticket Office Phone:** 1-800-332-8657

### MEDIA RELATIONS

**Basketball SID:** Tom Satkowiak  
**Office:** 865-974-7501  
**Cell:** 865-696-2897  
**E-mail:** tomsid@tennessee.edu  
**Twitter:** @TomSatkowiak  
**Secondary Contact:** Kellen Hiser  
**Office:** 865-974-1097  
**Cell:** 307-760-8261  
**E-mail:** KellenHiser@utk.edu  
**Twitter:** @toKelwithit

**Team Twitter/Instagram:** @Vol\_Hoops  
**Media Relations Fax:** 865-974-9496  
**Scorer's Table Phone:** 865-974-0110

**SID Mailing Address:** P.O. Box 15016, Knoxville, TN 37901  
**Overnight Address:** 1551 Lake Loudoun Blvd. Room AG007, Knoxville, TN 37996

### HEAD COACH

**Head Coach:** Rick Barnes (Lenoir-Rhyne, 1977)  
**Record at Tennessee:** 15-19 (Second Year)  
**Career Record:** 619-333 (29 Years) .650 Pct.  
**Basketball Office Phone:** 865-974-1207

### 2015-16 RECAP

**2015-16 Overall Record:** 15-19  
**Home / Away / Neutral:** 12-4 / 1-11 / 2-4  
**SEC Record:** 6-12  
**Home / Away / Neutral:** 5-4 / 1-8 / 0-0  
**SEC Finish:** 12th  
**Final Ranking (AP / USA Today):** NR / NR

### 2016-17 ROSTER DATA

**Starters Returning / Lost:** 1 / 3  
**Other Players Returning / Lost:** 7 / 3  
**Scholarship Newcomers:** 7

OUTLOOK

PLAYERS

STAFF

REVIEW

RESULTS

RECORDS

HONORS

POSTSEASON

VOLMANAC

MEDIA INFO





## On the eve of preseason practice, we sat down with veteran associate head coach **Rob Lanier** for an in-depth, position-by-position breakdown of the 2016-17 Tennessee roster.

### POINT GUARD

"There's definitely a difference from last year. We went from a situation where we asked (departed senior) Kevin Punter Jr. basically to play a position that was foreign to him—and he did it admirably—to a situation this year where we've got two guys who play the position by trade and another who is a good combo-guard type who has some point guard skills. So we basically have three people who play the position, where last year we were asking one person to do it almost out-of-character.

"When you have (more options) at the point-guard position, other guys can play to their natural strengths. It kind of trickles down to the rest of the team when you have someone who is natural at the position. I would say the most natural point guard we have is **Jordan Bone**. Jordan does play the game with a pass-first mentality. He's the kind of player who, as he grows and develops, he'll be that guy that other guys really enjoy playing with because they know he's going to get them the ball. He's got the speed, athleticism and instincts that translate to the SEC level. So it's just a matter of experience for him, and just adapting to the competitive level that he's going to face. But we're excited about what we've seen from him.

"There's always been a lot of talk about **Lamonté Turner**. Lamonté is what we would call a 'one.' He's a lead guard with a scoring mentality. He's a guy who plays well with the ball in his hands. He's still got a lot to learn. Even though he sat out last year (as a redshirt), experience-wise he's still a freshman. But he's got the competitiveness, the work ethic and the commitment that we believe will give him an opportunity to come in and contribute at a very high level early.

"And then **Kwe Parker** also has a little bit of a pass-first mentality. He's an athlete. Out of those three, he's probably a guy who's more passionate on the defensive end of the floor. It's well documented how good of an athlete he is, but I think all of the hoopla about his athleticism kind of undersells his basketball ability. He's got a good IQ, and he's a good all-around player. And his game is not actually defined by his jumping ability. That's something he has—and it's really good when he's in a dunk contest—but as he's playing in a game, he's a good basketball player.

"So we're excited that at that position we've got three young guys. And the experience that (sophomore) **Shembari Phillips** got (in a limited backup point guard role) last year will serve him as an all-around player. So we're much deeper and much more skilled and much more equipped to make the basketball plays that you'd expect from that position on this year's team."

### WINGS

"Because we've got depth at the point guard, the guys who are wings get to be wings. Obviously, of those point guards I mentioned, Lamonté can play off the ball with some production as a scorer. And really, any of those three point guards can play together.

"Shembari and **Detrick Mostella** are both guys we expect to take it up a notch this year. They've both been working very hard. Shembari is a guy who we think can be one of the better perimeter defensive players in our league. Last year, at times, he played with a fearlessness and a competitiveness that we needed. We thought that would bode well for the future. He's shown this year, that he's taking steps in the right direction. We want him to shoot the ball more. He's been a reluctant shooter so far this summer and fall, but we need him to take the shots that come to him now. With Detrick, that is not a problem. He's always shooting the ball—it's more instinct for him than a choice. I'm really proud of both of those guys, and in particular, Detrick. He really has grown up and started to figure out what this is all about under Rick Barnes. He's made an effort to adapt to our culture. And as a result, you can see the improvement day-to-day. So we're really excited about Detrick's progression.

"And then there's freshman **Jordan Bowden**. He's got an advanced demeanor. He's got a poise and a demeanor about him that belies his youth. He carries himself like an upperclassman. He has a really bad short-term memory, which can be a good thing. If he misses a shot, he just goes on to the next one. And he can really, really flat-out shoot the ball. He's got the mentality that you have to have to be a scorer, and he's a guy we expect an immediate contribution from on the wing.

"Another freshman, **Jalen Johnson**, is just an enormous talent, a great kid and one of our hardest workers. He's a tremendous athlete, a really good shooter and just a young guy who is really eager to learn and grow and really wants to be good. He's got a big-time future. We're really excited about what he brings to the table.



"**Robert Hubbs III** has really conducted himself like a senior. If you talked to Coach Barnes, he would say flat-out this is supposed to be our leading scorer, and he's supposed to be our best player. And it is our expectation that Robert Hubbs will play at an all-conference level for his senior year. He's worked that way and gone about his business that way. And we're really proud and excited about the kind of production that we expect to get from Robert. I think it's well documented what he's capable of doing. He's remained healthy (through the off-season). He's remained diligent. He's always been mild-mannered. So we haven't asked him to change a whole lot, but he's much more engaged (this year), and he can flat-out play. He's playing like a guy who knows that this is his last year. We're excited about that, and we're pulling for him. We've got high expectations for Robert Hubbs.

"We plan to take advantage of Robert's versatility. He is one of the most efficient players we've ever been around 15 feet and in, so we're going to try to take advantage of that. He's great at getting to a spot and shooting over people. He is a tremendous natural athlete with a gift for putting the ball in the basket efficiently. So we're going to utilize him around the basket, around the paint, 15 feet and in. But he's also shooting the ball well. He's worked really hard at shooting the ball from beyond the 3-point arc, and he's shooting it much more consistently—and he's much more selective in the shots that he's taking from 3-point range. He's kind of figured out, 'Here is my niche. Here is where I can be most efficient and be most consistent.' But he also recognizes that he's put the work in to be a threat from beyond the arc. I just think this is the year where he finally puts it all together."

## FRONTCOURT

"Starting with our senior transfer, **Lew Evans**, obviously he has a lot of experience. He's been at a two different four-year schools (in Tulsa and Utah State) prior to coming here. He's a little older, he's been well-coached because he's been in good programs and he's played for two very good coaches and he's been a contributor on good teams. He's played in the NCAA Tournament. He's got some good ball skills and a general understanding of what goes into winning. It's nice to be able to add a high-character guy who's got the ability to step out and shoot the ball, who's a good facilitator and has a really high basketball IQ—and he's physically tough. He's a guy who will be a crowd favorite at our home games—our fans will love the way he sticks his nose in there—and fans on the road will not appreciate him very much. And we like that about him.

"**Kyle Alexander**... he's in an interesting transition stage right now where he's really improved his skill. The game hasn't really slowed down so much that his skill has really taken hold, but he's made strides. He just has to be careful that he doesn't get so infatuated with his improvements, skill-wise, that he abandons the things that have made him special: his motor, his ability to run the floor, to crash the glass, to defend and protect the rim. He's really improved and has put the two together. He's really making some significant strides. He's becoming a more reliable offensive player, but he isn't compromising those other qualities that we think will make him an effective player for us. Kyle's growth is really starting to stand out week-by-week as we go through practice.

"**Admiral Schofield's** best quality is that he plays with a high motor and a lot of energy. He's physically an aggressive kid. What he's starting to do right now is find a niche as a rebounder, and we think it's a great goal for him to be one of the top rebounders in this league and for him to put his focus on that—let the rest of the game come. Focus on defending and rebounding at a high level, and he's capable of doing that. He can defend multiple positions. He's really aggressive at attacking the offensive glass, so he's got an opportunity to really be a difference-maker on our team if he can focus on those things. And that will complement the fact that he's a good offensive player. He can shoot the ball, drive the ball and he's high-energy. Sometimes he can be a bull in a china shop. He's going at one speed all the time. But you would rather, if someone go at one speed, that it's fast and you work your way back from there. As we (move into his sophomore year), you're really starting to see some growth and maturity in AD's game.

"We've also got a pair of freshmen in the post. **John Fulkerson** is a typical freshman in a lot of ways but not typical in one way that matters: he plays hard and that's all he knows. He's a really tough kid; not physically strong yet... he gets banged around. He'll take some shots, and he just gets right back up like nothing's happened and just keeps going. He's a delightful kid to coach. He's still learning to pick things up and still learning to play the college game. When he gets stronger and learns what's going on, we think he's got a chance to be special. And we do think he can help us this year.

"**Grant Williams** is a guy we expect a significant, immediate impact from because he's got the IQ, he's got the physical toughness, he's got the skill and he's a great teammate. He understands winning, and he was a big part of winning at his high school program. He's not aggressive right now offensively. He's such a good kid that his inclination, as a college freshman, is to defer. And we need get him out of that mode. We need him to be a little bit more single-minded in his approach, offensively. We know he's cerebral enough to make the right plays, but he's got to want to make the impact we see for him. I think he's capable and has the mindset, but he hasn't totally embraced that just yet. He's the one guy we're saying, on the front line, that we can't afford for you to be a 'freshman' for very long. And we need him to embrace that."

## WALK-ONS

"Collectively, we have a unique group of walk-ons because they work so hard at their game every day. They prepare every day is if they're going to play. Their desire to improve really raises the level of our overall team, from a practice standpoint, because more so than last year, you see those guys—all three of them, in practice—and they're getting a lot more reps. **Lucas Campbell**, athletically, can compete at this level because he's such a good athlete. He's a track athlete—he can run and jump just like the rest of these guys. He's really got an understanding of what we're doing and a real tremendous will to do the right thing and to help the team get better. I think I can say that about all three of them. **Brad Woodson** is such a good shooter and such a high basketball IQ player that when you put him in practice, you don't lose anything—to the point where last year we were comfortable putting him in games. That's a testament to his skill. He can really shoot the ball, he's smart and he does just about everything right. **Jacob Fleschman** is really a lot like Brad, but he's just a freshman. He can really shoot the ball. He's one of those guys who never wants to make a mistake, never says a word, but he'll run through a brick wall for his coaches and teammates. All three of those guys really contribute to the overall culture we're trying to build, and I think they elevate it."



**ROSTER BREAKDOWN**

- The Vols' 2016-17 roster features 16 players (13 scholarship student-athletes) representing six states as well as Ontario, Canada.
- There are five Vols who hail from the state of Tennessee, three from North Carolina, and a pair of players are from Alabama. Georgia, Illinois, Texas and Utah also are represented.
- Tennessee has two seniors, one junior, five sophomores and eight freshmen (including one redshirt freshman).
- Thirteen Vols stand 6-5 or shorter, and three players are 6-6 or taller.
- For the second straight season, UT has just three players listed at 6-7 or taller.

**ANNIVERSARIES**

- The 2016-17 season marks the 50th anniversary of Tennessee's 1966-67 SEC Championship team and the 40th anniversary of its 1976-77 SEC Championship team. Legendary UT head coach **Ray Mears** was at the helm for both title teams.
- The 1966-67 Volunteers went 15-3 in SEC play and posted a final record of 21-7. Led by SEC Player of the Year and league scoring champion **Ron Widby** (22.1 ppg), the Vols fell to Dayton in the NCAA Tournament regional semifinal (and then lost to Indiana in a regional consolation contest). That UT team also owns the school record for scoring defense, allowing only 54.0 ppg.
- Tennessee's 1976-77 title team shared the SEC title with Kentucky after going 16-2 in league play and finishing 22-6 overall. The 16 SEC wins stand as the most in program history. **Bernard King** led the conference in scoring with 25.8 ppg, and **Ernie Grunfeld** averaged 22.8 ppg. The duo shared SEC Player of the Year acclaim. In the NCAA Tournament, the Vols dropped an overtime heartbreaker to Syracuse—under first-year head coach **Jim Boeheim**—in the first round (round of 32). Tennessee ended the year ranked 15th in the final Associated Press poll.
- This season also marks the 10-year anniversary of the Tennessee team that holds school records for 3-pointers made (327), 3-pointers attempted (896) and steals (336). Leading the way in those guard-centric categories were players such as **Dane Bradshaw**, **Jordan Howell**, **Chris Lofton**, **JaJuan Smith** and **Ramar Smith**.
- Feb. 14, 2017, marks the 30-year anniversary of the best single-game scoring effort in Tennessee history. **Tony White** exploded for a school-record 51 points during a 103-84 rout of Auburn at UT's Stokely Athletics Center on Valentine's Day 1987. The Charlotte, North Carolina, native went on to win the league scoring title (24.5 ppg) and SEC Player of the Year award.
- Feb. 13, 2017, marks the 10-year anniversary of Naismith Memorial Basketball Hall of Famer **Bernard King** becoming the first Tennessee's men's basketball player to have his number retired. The Vols hung King's No. 53 from the Thompson-Boling Arena rafters during a halftime ceremony in UT's 89-85 win over 20th-ranked Kentucky on Feb. 13, 2007.

**BARNES ADDS FAMILIAR FACE TO COACHING STAFF**

- Tennessee head coach **Rick Barnes** had an assistant coaching vacancy arise in April when longtime assistant **Chris Ogden** departed to join **Chris Beard's** staff at UNLV (and then ultimately Texas Tech).
- It didn't take Barnes long to target a rising member of his extensive coaching tree, and **Michael Schwartz** was named a Tennessee assistant coach on April 18, 2016.
- Schwartz's close ties to Barnes and UT associate head coach **Rob Lanier**—along with his 17 years of coast-to-coast coaching experience in the Division I ranks—made the Los Angeles native a perfect fit in Knoxville.
- Schwartz was a member of Barnes' 1999 Big 12 championship team at Texas. After Schwartz's graduation that spring, Barnes appointed him to a graduate assistant position, and then later to a full-time role as the Longhorns' video coordinator.
- Schwartz spent the 2015-16 season as an assistant coach and recruiting coordinator at Tulsa, helping the Golden Hurricane advance to the NCAA Tournament. Prior to that, he spent four seasons as the lead assistant at Fresno State, including one year as associate head coach.

**VOLS LOOKING TO EXTEND 12-YEAR STREAK OF TOP-20 ATTENDANCE**

- Tennessee finished 17th nationally in average regular-season home attendance last year, drawing an average of 14,233 fans to 16 games at Thompson-Boling Arena.
- The Vols have ranked among the top 20 in men's college basketball attendance for 12 consecutive years, including six seasons ranked in the top five nationally.
- Tennessee has played in front of 50 home crowds larger than 20,000 over the last 11 seasons.

**HUBBS, MOSTELLA FINISHED 2016 AS POTENT COMBO**

- Returning wings **Robert Hubbs III** and **Detrick Mostella** finished last season as a potent scoring duo, combining to average 30 points per game over Tennessee's season-ending, three-game run at the SEC Tournament.
- Tennessee's frontcourt also returns sophomore **Shembari Phillips**, who scored in double figures in seven SEC games as a freshman last year, along with **Lamonté Turner**, who redshirted last season while practicing with the Vols and establishing chemistry with his teammates.

**EVANS BRINGS NCAA TOURNAMENT EXPERIENCE**

- The summer addition of graduate transfer forward **Lew Evans** not only gave this Tennessee roster a much-needed boost in size, it also gave the Vols' locker room a presence with some NCAA Tournament experience.
- As a sophomore in 2013-14, Evans started 22 games for a Tulsa squad that exceeded 20 wins, captured the Conference USA championship and advanced to the NCAA Tournament, where it fell to UCLA in the second round.
- "That experience was awesome," Evans said. "The game before ours was Stephen F. Austin against VCU. When SFA hit a buzzer-beater to go into overtime, that place was rocking. Right after that, we played UCLA in San Diego, so the whole crowd of 10,000 was against us. The whole thing from start to finish was awesome."
- Vols senior **Robert Hubbs III** was a true freshman when Tennessee advanced all the way from the First Four to the Sweet Sixteen in 2014. But he had season-ending shoulder surgery in January and was unable to play in any of UT's four NCAA Tournament games.

**VOLS' ROSTER BOASTS MULTIPLE EXPLOSIVE SCORERS**

- Last season, Tennessee entered the year with no players who had scored at least 20 points in a Division I game. This season, however, the Vols' roster boasts five players who have scored 20 or more points in a single outing: **Lew Evans**, **Robert Hubbs III**, **Detrick Mostella**, **Shembari Phillips** and **Admiral Schofield**
- Each of those Vols has one 20-point performance to his credit.
- As a junior at Utah State last season, grad transfer Evans scored a career-high 22 points vs. San Diego State (1/2/16).
- Hubbs scored a career-high 20 points during Tennessee's home win over Auburn last season (2/9/16).
- Mostella dropped 24 points to lead UT to a road win at Mississippi State last year (1/16/16).
- Phillips scored 23 points as a true freshman at Vanderbilt last season (3/1/16).
- Schofield's career-high scoring output came in his first career SEC game, as he erupted for 22 points at Auburn last year (1/2/16).
- The 2013-14 campaign marked the last time Tennessee entered a season with at least five 20-point scorers on its roster.

**CHAMPIONSHIP EXPERIENCE**

- Tennessee's roster features six players who won at least one state championship during their respective high school careers. And those six Vols combine to boast a total of eight state championship rings.
- Freshmen **Josh Bone** and **Jalen Johnson** each won a pair of state championships during their prep careers. Vols with a single state title under their belt are: **Lew Evans**, **Kwe Parker**, **Shembari Phillips** and **Grant Williams**.
- **Robert Hubbs III** and **Lamonté Turner** each played in at least one state championship game during their prep career, but neither player's team captured a title.



## ALEXANDER GIVES VOLS CANADIAN CONNECTION

- As a true freshman last season, forward **Kyle Alexander** became just the second Canadian ever to letter for the Vols (joining Hamilton, Ontario, native **Bobby Croft**, 1967-70).
- Alexander appeared in 32 games for the Vols last season, with 11 starts. He ranked second on the team with 31 total blocked shots.
- Tennessee head coach **Rick Barnes** boasts an impressive history of signing and developing Canadian standouts, including **Cory Joseph** (Toronto; now plays for the Toronto Raptors), **Myck Kabongo** (Toronto; now plays in Romania) and **Tristan Thompson** (Brampton, Ontario; now plays for the Cleveland Cavaliers).

## ADMIRAL'S EVENTFUL OFFSEASON

- Sophomore forward **Admiral Schofield**, who is the Vols' top returning rebounder from a season ago (4.0 rpg), had a productive offseason.
- In May, Schofield attended the Athletes in Action "Captain's Academy" leadership camp and conference in Xenia, Ohio.
- And earlier this fall, he was invited back to Zion-Benton Township High School to be honored on the school's "Wall of Achievement" and was recognized during the Bees football game on Sept.16.

## ACADEMIC EXCELLENCE

- A total of 31 Tennessee men's basketball players have graduated in the last eight years. Those players are: **Devon Baulkman**, **Josh Bone**, **Galen Campbell**, **Quinn Cannington**, **Quinton Chievous**, **Ryan Childress**, **Wayne Chism**, **D'Montre Edwards**, **John Fields**, **Melvin Goins**, **Kenny Hall**, **Tony Harris**, **Michael Hubert**, **Brandon Lopez**, **Justin Jackson**, **Chris Lofton**, **Jeronne Maymon**, **Skyler McBee**, **Jordan McRae**, **Dwight Miller**, **Armani Moore**, **Rob Murphy**, **Steven Pearl**, **J.P. Prince**, **Kevin Punter Jr.**, **Josh Richardson**, **Tyler Summitt**, **Cameron Tatum**, **C.J. Watson**, **Tanner Wild** and **Rinaldo Woolridge**.
- Of those 31 Vol graduates in the last eight years, 19 went on to sign professional basketball contracts and two have gone into coaching.

## VOLS WELL REPRESENTED IN THE NBA

- Tennessee alums enjoyed a noteworthy presence in the NBA during the 2015-16 season—highlighted by **Jordan McRae** (2010-14) winning an NBA Championship with the Cleveland Cavaliers.
- McRae made 17 appearances for the Cavs and also played in seven games with the Phoenix Suns last season. His regular-season averages included 4.5 points and 1.1 assists in 8.9 minutes per game. He shot .436 overall and .455 from 3-point range.
- Miami Heat guard **Josh Richardson** had a spectacular rookie campaign, playing a key role on Miami's run to the Eastern Conference semifinals. In 52 regular-season appearances, Richardson averaged 6.6 points, 2.1 rebounds and 1.4 assists in 21.3 minutes per game. After the All-Star break, he led the entire NBA in 3-point percentage (.589), and he was named the NBA Eastern Conference Rookie of the Month for March.
- Midway through his fifth NBA season, forward **Tobias Harris** was traded from the Orlando Magic to the Detroit Pistons, playing a starting role as Detroit surged into the playoffs. In 76 regular-season appearances (with both Orlando and Detroit), Harris averaged 14.7 points, 6.7 rebounds and 2.2 assists in 33.1 minutes per game.
- Point guard **C.J. Watson** completed his ninth NBA season in 2015-16 as a member of the Orlando Magic. An injury limited him to just 33 appearances, during which he averaged 4.3 points, 2.0 rebounds and 2.7 assists in 19.9 minutes per game.
- 2014 NBA Draft pick **Jarnell Stokes**, who has spent time with the Memphis Grizzlies and the Miami Heat during his first two professional seasons, made the Denver Nuggets' 2016-17 roster following training camp. Stokes was the 2016 NBA D-League MVP and also was selected as the D-League finals MVP after leading the Sioux Falls Skyforce to the league championship.
- A pair of Tennessee alums continue lengthy tenures as NBA front-office executives in 2016-17. Washington Wizards President **Ernie Grunfeld** completed his 13th season as the team's top executive last year. And New York Knicks Assistant General Manager **Allan Houston** continues to play a key insider's role in the resurgence of that storied franchise.

## DIVISION I WINS - ALL ACTIVE COACHES

RANK	COACH	SCHOOL	WINS
1	Mike Krzyzewski	Duke	1,043
2	Jim Boeheim	Syracuse	985
3	Roy Williams	North Carolina	783
4	Rick Pitino	Louisville	745
5	Bob Huggins	West Virginia	714
6	Larry Hunter	Western Carolina	686
7	Cliff Ellis	Coastal Carolina	635
8	John Calipari	Kentucky	620
9	<b>Rick Barnes</b>	<b>Tennessee</b>	<b>619</b>
10	Bill Self	Kansas	593
11	Lon Kruger	Oklahoma	584
12	Dana Altman	Oregon	564
13	Jim Larranaga	Miami (Fla.)	561
14	Tubby Smith	Memphis	549
15	Tom Izzo	Michigan State	524

through 2015-16 season

## NCAA TOURNAMENTS - ACTIVE SEC COACHES

RANK	COACH	SCHOOL	WINS
1	<b>Rick Barnes</b>	<b>Tennessee</b>	<b>22</b>
2	John Calipari	Kentucky	17
3	Ben Howland	Mississippi State	10
4	Bruce Pearl	Auburn	8
5	Mike Anderson	Arkansas	7
6	Mark Fox	Georgia	5
7	Frank Martin	South Carolina	4
T-8	Johnny Jones	LSU	3
T-8	Andy Kennedy	Ole Miss	3
T-8	Billy Kennedy	Texas A&M	3
11	Bryce Drew	Vanderbilt	2
T-12	Kim Anderson	Missouri	0
T-12	Avery Johnson	Alabama	0
T-12	Michael White	Florida	0

through 2015-16 season

## WHAT RETURNS?

### WHEN IT COMES TO STATS...

Statistic	'15-16	Returning	Lost	% Return
<b>Scoring</b>	2,554	1,089	1,465	.426
<b>Field Goals</b>	890	394	496	.443
<b>3-Pt. FGs</b>	251	106	145	.422
<b>Free Throws</b>	523	195	328	.373
<b>Rebounding</b>	1,292	599	693	.464
<b>Assists</b>	458	144	314	.314
<b>Blocked Shots</b>	156	53	103	.340
<b>Steals</b>	180	48	132	.267
<b>Minutes</b>	6,800	3,063	3,737	.450
<b>Starts</b>	170	64	106	.376

### WHEN IT COMES TO STATS LEADERS...

Category	Stat	Leader
<b>Scoring</b>	10.6	Hubbs III
<b>Field Goals</b>	128	Hubbs III
<b>Field Goal %</b>	.452	Hubbs III
<b>3-Pt. FGs</b>	47	Mostella
<b>3-Pt. FG %</b>	.368	Phillips
<b>Free Throws</b>	51	Hubbs III
<b>Free Throw %</b>	.897	*Schofield
<b>Rebounding</b>	4.0	Schofield
<b>Assists</b>	1.2	Mostella
<b>Blocked Shots</b>	1.0	Alexander
<b>Steals</b>	0.4	Hubbs III
<b>Minutes</b>	26.7	Hubbs III

\* team leader in 2015-16



SHEMBARI PHILLIPS

**CHATTANOOGA (NOV. 11)**

- Chattanooga, which finished 29-6 last season, visits Thompson-Boling Arena for UT's regular-season opener on Friday, Nov. 11. The Vols have won four straight in the series.
- First-year Mocs head coach **Matt McCall** was named the 2016 Southern Conference Coach of the Year after guiding UTC to a school-record wins total, the regular-season SoCon Championship and the SoCon Tournament title.
- The upstart Mocs recorded road wins at Georgia, Illinois and Dayton last season.

**GEORGIA TECH (DEC. 3)**

- There is plenty of history in this series, as these programs met annually from 1945-68 (Tech was a member of the SEC from 1932-64). This year's showdown takes place Saturday, Dec. 3 in Knoxville.
- After spending the last seven seasons as the head coach at Memphis, **Josh Pastner** was hired to lead the Georgia Tech program in April. Pastner twice brought his Tigers to Knoxville, but the in-state series with the Vols was not renewed following the 2012-13 campaign, which marked his last visit to Thompson-Boling Arena.
- Tennessee signed its current series contract with the Yellow Jackets prior to last season. This year's meeting is the second of the four-game contract that spans four seasons. The Big Orange fell to Georgia Tech 69-67 last November. When the series is contested in Knoxville, UT owns a 25-9 advantage.

**at NORTH CAROLINA (DEC. 11)**

- Despite Tennessee and North Carolina sharing a border, these programs have only met nine times previously on the hardwood, with the Tar Heels holding a clear advantage in the series (8-1).
- This year's meeting takes place Sunday, Dec. 11, in Chapel Hill at the Dean Smith Center. UNC will make a return trip to Knoxville in 2017-18.
- In addition to UT head coach **Rick Barnes** hailing from North Carolina (Hickory), three Tennessee freshmen also hail from the Tar Heel State in **Jalen Johnson** (Durham), **Kwe Parker** (Fayetteville) and **Grant Williams** (Charlotte).

**vs. GONZAGA (DEC. 18)**

- Tennessee treats its midstate fans to a high-profile, regular-season clash against perennial powerhouse Gonzaga on Sunday, Dec. 18, at Bridgestone Arena in downtown Nashville.
- The Vols journeyed west for a showdown with the Bulldogs in Seattle last season, and Gonzaga emerged with an 86-79 victory. This year's neutral-site meeting takes place in the Volunteer State.
- Veteran head coach **Mark Few** led the Zags to at least 24 wins in each of the last nine seasons. And with center **Przemek Karnowski** set to return for a fifth year (he missed most of last season--including the Tennessee game--with a back injury), Gonzaga appears set for another strong season in 2016-17.
- As a junior in 2014-15, Karnowski (10.9 ppg, 5.8 rpg) earned first-team All-West Coast Conference and WCC All-Tournament Team honors. The Bulldogs 2016-17 roster also will be bolstered by the additions of incoming transfers **Nigel Williams-Goss** (Washington) and **Jonathan Williams III** (Missouri).
- Most early projections have the Zags entering the season as a top-20 team.

**at ETSU (DEC. 22)**

- For the first time since 1963, Tennessee will travel to Johnson City to face ETSU, and the 6,000-seat Freedom Hall Civic Center is sure to be rocking on Thursday, Dec. 22.
- The Volunteers won each of their four previous matchups with ETSU in Johnson City, logging road wins in 1945, 1946, 1952 and 1963.
- In his first season leading the Bucs, former UT assistant **Steve Forbes** guided ETSU to a second-place finish in the 2015-16 Southern Conference regular-season race as well as an appearance in the SoCon Tournament championship game (where it fell to Chattanooga).
- A veteran-laden team, the Bucs roster boasts 11 upperclassmen.

**KANSAS STATE (JAN. 28)**

- Tennessee breaks from conference play to host Kansas State as part of the SEC/Big 12 Challenge, presented by Sonic, at Thompson-Boling Arena on Saturday, Jan. 28, 2017.
- The Wildcats visited Rocky Top for the 2014 Challenge, and Tennessee posted a 65-64 win.
- Tennessee's all-time record against current members of the Big 12 stands at 11-17. Second-year UT head coach **Rick Barnes**—who spent 17 seasons coaching in the Big 12 before transitioning to Knoxville prior to last season—owns a 157-94 record against current Big 12 teams and is 12-11 in his career against K-State.



TENNESSEE BASKETBALL MEDIA GUIDE

# PLAYERS





# KYLE ALEXANDER

**SOPHOMORE**

**11**

Forward • 6-10 • 218  
 Milton, Ontario, Canada  
 Orangeville Prep

Communication Studies (minor in Journalism and Electronic Media)

**KYLE al-ick-ZAN-duhr**

Year	GP-GS	Min	Avg	Total		3-pt		FT-FTA	Pct	Rebs	Avg	PF-DQ	Ast	TO	Blk	Stl	Pts	Avg
				FG-FGA	Pct	FG-FGA	Pct											
15-16	32-11	391	12.2	16-37	.432	0-0	.000	21-32	.656	101	3.2	55-0	2	14	31	5	53	1.7

## 2015-16 - FRESHMAN

- Earned a spot on the 2015-16 First-Year SEC Academic Honor Roll.
- Appeared in 32 games during his freshman campaign, logging 11 starts and a 12.2 minutes per game average along the way.
- Averaged 1.7 points and 3.2 rebounds per game and ranked second on the team with 31 total blocked shots (0.97 bpg).
- Posted a team-high two blocks in Tennessee's 38-point romp over Auburn (3/9/16) in the opening game of the SEC Tournament.
- Tallied four blocks against Arkansas (2/27/16), three of which came on three consecutive defensive possessions midway through the first half.
- Matched his season-best scoring effort with six points and grabbed a team-best seven rebounds in 25 minutes at Missouri (2/13/16)—his second game of the season of 25-plus minutes.
- Showed glimpses of a rapidly developing offensive game when he knocked down a turnaround jumper—a shot he had been working on all season—off the left block in UT's rout of Auburn (2/9/16).
- Made the third start of his career in Tennessee's comeback win over 20th-ranked Kentucky (2/2/16).
- Tied Tennessee's single-game record with six blocks at TCU (1/30/16); also pulled down a season-best 11 rebounds in 31 minutes of action in Fort Worth.
- Each of his team-high three blocks against Vanderbilt (1/20/16) came against players standing 7-0 or taller.
- Made his first career start vs. ETSU (12/22/15) and posted three blocks for the third consecutive game (and fourth in five games).
- Tallied two points, six rebounds, and three blocks in 22 minutes of action vs. Gonzaga (12/19/15) at the Battle in Seattle.
- Logged 22 minutes against Florida Atlantic (12/16/15), finishing with a season-high six points, five rebounds, and three blocks.
- Pulled down five rebounds and swatted three shots in 15 minutes vs. Nebraska (11/28/15) at the Barclays Center Classic in New York City.
- Recorded his first career field goal on an offensive rebound and put-back in the second half against Army West Point (11/24/15).
- Recorded his first collegiate point, a free throw during UT's victory over Gardner-Webb (11/22/15).
- Made his collegiate debut in Tennessee's season-opening win over UNC Asheville (11/13/15) and grabbed three rebounds in five minutes off the bench.

## HIGH SCHOOL

- Graduated from Athlete Institute, a prep school in Orangeville, Ontario, where he was coached by Larry Blunt (students there attend Orangeville District Secondary School and compete for the AI prep team, which is associated with the school).
- Was a classmate of 2016 NBA Lottery Pick Jamal Murray for two years at Orangeville Prep, and the two were roommates during the 2014-15 academic year.
- Was one of just 24 players selected to participate in the 2015 BioSteel All-Canadian Basketball Game in Toronto.
- Was primarily a soccer and volleyball player before finally deciding to try hoops as a junior.
- Played his AAU ball with the CIA Bounce program, coached by Tony McIntyre.

## PERSONAL

- Full name is Kyle John Solomon Alexander
- Born Oct. 21, 1996, in Scarborough, Ontario, Canada
- Son of Joseph and Audrey Alexander
- His father, Joseph, played college basketball at Niagara and scored more than 1,200 points from 1982-86.
- His older sister, 6-4 center Kayla Alexander, played collegiately at Syracuse from 2009-13, twice earning first-team All-Big East honors.
- Kayla now plays for the WNBA's San Antonio Stars, who selected her with the eighth overall pick in the 2013 WNBA Draft.
- Recipient of the Dane Bradshaw Endowed Athletic Scholarship

## ALEXANDER'S CAREER HIGHS

<b>Points</b> .....6 (2x), last at Missouri (2/13/16)	<b>FGs Made</b> .....2 (3x), last at Missouri (2/13/16)
<b>Rebounds</b> .....11 at TCU (1/30/16)	<b>FGs Attempted</b> .....5 at TCU (1/30/16)
<b>Assists</b> .....1 (2x), last vs. LSU (3/11/16)	<b>3FGs Made</b> .....N/A
<b>Blocks</b> .....6 at TCU (1/30/16)	<b>3FGs Attempted</b> .....N/A
<b>Steals</b> .....2 at Arkansas (2/6/16)	<b>FTs Made</b> .....3 vs. ETSU (12/22/15)
<b>Minutes</b> .....31 at TCU (1/30/16)	<b>FTs Attempted</b> .....4 (2x), last at Kentucky (2/18/16)



## ALEXANDER's SEC CAREER HIGHS

**Points**.....6 (2x), last at Missouri (2/13/16)  
**Rebounds**.....9 at South Carolina (2/24/16)  
**Assists**.....1 (2x), last vs. LSU (3/11/16)  
**Blocks**.....4 vs. Arkansas (2/27/16)  
**Steals**.....2 at Arkansas (2/6/16)  
**Minutes**.....25 at Missouri (2/13/16)

**FGs Made**.....2 (2x), last at Missouri (2/13/16)  
**FGs Attempted**.....4 at Arkansas (2/6/16)  
**3FGs Made**.....N/A  
**3FGs Attempted**.....N/A  
**FTs Made**.....2 (4x), last vs. Arkansas (2/27/16)  
**FTs Attempted**.....4 (2x), last at Kentucky (2/18/16)



# JORDAN BONE

**FRESHMAN**

**0**

Guard • 6-1 • 173  
 Nashville, Tenn.  
 The Ensworth School  
 Finance

JOR-dih-n BONE

### HIGH SCHOOL

- Graduated from The Ensworth School in Nashville, Tennessee, where he was coached by Ricky Bowers.
- Bone helped lead the Tigers to the state championship game in 2016, the semifinals in 2015 and also played on Ensworth's back-to-back state championship squads as an underclassman in 2013 and 2014.
- Ensworth went 83-37 during Bone's four-year varsity career.
- As a senior, he was a finalist for Tennessee's DII-AA Mr. Basketball Award, and he also earned Division II All-State honors from the Tennessee Sports Writers Association (TSWA).
- Averaged 20 points, four rebounds, five assists and two steals per game while leading Ensworth to a 23-6 record as a senior.
- Led Ensworth to the championship at the Gulfshore Holiday Hoopfest in Naples, Florida, in December of 2015, scoring 22 points in the title game on his way to being named the 18-team tournament's Most Valuable Player.
- As a junior in 2014-15, he earned Division II-AA All-State honors from the TSWA after averaging 17 points, four rebounds, three assists and three steals.
- Played AAU ball with the Team Thad program, coached by Norton Hurd.

### PERSONAL

- Full name is Jordan Latham Bone
- Born Nov. 5, 1997, in Nashville, Tennessee
- Son of Joshua Sr. and Karen Bone
- His father is a sheriff's deputy in Davidson County and played basketball at Berry College in Rome, Georgia.
- His oldest brother, Josh Bone, lettered for the Vols from 2009-11, was a contributor on Tennessee's 2010 Elite Eight team and went on to play professional basketball overseas after earning his degree from UT.
- Has another older brother, Jaryn, who is a student at Middle Tennessee.
- Recipient of the Earl Keister II Basketball Endowment

OUTLOOK

PLAYERS

STAFF

REVIEW

RESULTS

RECORDS

HONORS

POSTSEASON

VOLMANAC

MEDIA INFO





# JORDAN BOWDEN

**FRESHMAN**

**23**

Guard • 6-3 • 180  
 Knoxville, Tenn.  
 22 Feet Academy (S.C.)  
 Recreation and Sport Management

JOR-dihn BAU-dihn

## PREP SCHOOL

- Attended 22 Feet Academy of Shannon Forest Christian School in Greenville, South Carolina, where he was a member of the academy's National Team, coached by Ryan Schmidt.
- Averaged 17 points, 6.8 rebounds and 4.2 assists per game while leading 22ft to a 26-9 record.
- Drew interest from several high major programs after a 30-point performance at the Tarkanian Classic in Las Vegas in December of 2015 and also raised his stock at the Legacy Nissan Classic in London, Kentucky, earlier that same month.
- 22ft handed national powerhouse Oak Hill (Va.) Academy its only loss of the season, posting a 70-67 victory at the Phenom Hoops Showcase in Lewisville, North Carolina, on Nov. 14, 2015.
- Was a teammate of South Carolina signee Sedee Keita and Mississippi State signee Eli Wright.

## HIGH SCHOOL

- Graduated from Carter High School, in Strawberry Plains, Tennessee, where he was coached by Joby Boydstone.
- His performance as a senior in 2014-15 earned him All-State and District 3-AA MVP recognition, along with the nod for the *Knoxville News Sentinel's* 2015 PrepXtra Boys Basketball Player of the Year (the first player from Carter ever to receive that honor).
- Totaled 932 points as a senior in 2014-15, shot 55 percent from the field and averaged 26.6 points, 8.9 rebounds and 4.2 assists per game.
- During his senior season, the Hornets advanced to the quarterfinals of the Class AA tournament, where—despite 26 points from Bowden—they suffered a 74-69 loss to eventual champion Haywood County; Carter's final record stood at 27-8.
- Bowden was held to fewer than 15 points in only four games in 2014-15, but he scored 30 or more 14 times; known for playing above the rim, he reeled off 10 consecutive double-doubles early in the season.
- Erupted for a school-record 54 points against Gibbs High School on Jan. 30, 2015; it was the first of two 50-plus-point performances on the year.
- Also led Carter to the Class AA state tournament as a junior in 2013-14.

## PERSONAL

- Full name is Jordan Maliek Bowden
- Born Jan. 20, 1997, in Knoxville, Tennessee
- Parents are Regina and stepfather Tyson King; father's name is Allen Bowden.
- Stood just 5-4 as a seventh grader, surpassed the 5-10 mark as a sophomore and grew to 6-2 by the summer preceding his junior year.
- Is UT's first scholarship men's basketball signee from Knox County since center Doug Roth (Karns High School) in 1985.
- Recipient of The Richard Mark Foster Family Scholarship



# LUCAS CAMPBELL

**SOPHOMORE**

**24**

Guard • 6-2 • 178  
 Knoxville, Tenn.  
 Christian Academy of Knoxville  
 Business Administration

LOO-kiss CAM-buhl

Year	GP-GS	Min	Avg	Total FG-FGA	Pct	3-pt FG-FGA	Pct	FT-FTA	Pct	Rebs	Avg	PF-DQ	Ast	TO	Blk	Stl	Pts	Avg
15-16	4-0	8	2.0	1-3	.333	1-2	.500	0-0	.000	1	0.3	1-0	0	1	0	0	3	0.8

## 2015-16 - FRESHMAN

- Played in four games during his freshman season, averaging 2.0 minutes per contest.
- Sent the Vols' bench into a frenzy when he scored his first career points in Tennessee's SEC Tournament-opening win over Auburn (3/9/16), knocking down a 3-pointer late in the contest.
- Logged two minutes of action in Tennessee's 71-45 home win over Auburn (2/9/16).
- Made his Tennessee debut against Florida Atlantic (12/16/15).
- Enrolled at Tennessee in the fall of 2015 and was a member of the track and field team before joining the basketball team as a walk-on on Oct. 7.

## HIGH SCHOOL

- Graduated from Christian Academy of Knoxville in Knoxville, Tenn., where he was coached by Shane Wells.
- Earned District 4-AA MVP honors as a senior in 2014-15 after helping lead CAK to a 23-9 record and the District 4-AA tournament championship.
- Averaged 18.1 points, 7.2 rebounds and 2.3 steals per game as a senior and was a second-team honoree on the *Knoxville News Sentinel's* 2015 All-PrepXtra Team.
- As a sophomore in 2012-13, he was selected as the PrepXtra District 4-AA Newcomer of the Year.
- Played AAU basketball with the Tennessee Bobcats program, coached by Kevin Feltner.
- Was an AAU teammate of current Vols freshman John Fulkerson.
- Joined the track and field team as a senior and took naturally to the jumps; he was the bronze medalist in the long jump at the Class A-AA state championships.
- Won both the long jump (21.675) and the high jump (6.6.0) at the 2015 Class A-AA East Sectional.
- His personal-best high jump was a leap of 6-6.0, while his personal-best long jump was 22.675 (seventh best in the state).
- Was active in the Business Club.

## PERSONAL

- Full name is Lucas David Campbell
- Born May 5, 1997, in Evansville, Indiana
- Son of Randy and Jennifer Campbell

## CAMPBELL'S CAREER HIGHS

<b>Points</b> .....	3 vs. Auburn (3/9/16)	<b>FGs Made</b> .....	1 vs. Auburn (3/9/16)
<b>Rebounds</b> .....	1 vs. Auburn (3/9/16)	<b>FGs Attempted</b> .....	3 vs. Auburn (3/9/16)
<b>Assists</b> .....	N/A	<b>3FGs Made</b> .....	1 vs. Auburn (3/9/16)
<b>Blocks</b> .....	N/A	<b>3FGs Attempted</b> .....	2 vs. Auburn (3/9/16)
<b>Steals</b> .....	N/A	<b>FTs Made</b> .....	N/A
<b>Minutes</b> .....	4 vs. Auburn (3/9/16)	<b>FTs Attempted</b> .....	N/A

OUTLOOK

PLAYERS

STAFF

REVIEW

RESULTS

RECORDS

HONORS

POSTSEASON

VOLMANAC

MEDIA INFO





# LEW EVANS

**REDSHIRT SENIOR**

**21**

Forward • 6-7 • 235  
Salt Lake City, Utah  
Utah State University  
Agricultural Leadership (graduate studies)

## LOO EV-ins

Year	GP-GS	Min	Avg	Total		3-pt		FT-FTA	Pct	Rebs	Avg	PF-DQ	Ast	TO	Blk	Stl	Pts	Avg	
				FG-FGA	Pct	FG-FGA	Pct												
13-14	34-22	699	20.6	63-183	.344	29-112	.259	25-43	.581	140	4.1	112-4	21	38	5	11	180	5.3	
14-15																			
REDSHIRT																			
15-16	30-16	642	21.4	77-187	.412	26-73	.356	72-101	.713	169	5.6	78-1	27	53	5	11	252	8.4	
<b>TOTAL</b>	<b>64-38</b>	<b>1341</b>	<b>21.0</b>	<b>140-370</b>	<b>.378</b>	<b>55-185</b>	<b>.297</b>	<b>97-144</b>	<b>.674</b>	<b>309</b>	<b>4.8</b>	<b>190-5</b>	<b>48</b>	<b>91</b>	<b>10</b>	<b>22</b>	<b>432</b>	<b>6.8</b>	

### 2015-16 - JUNIOR (AT UTAH STATE UNIVERSITY)

- Graduated in June 2016 with his degree in Business Administration.
- Appeared in 30 games, with 16 starts, and tied for the team lead with three double-doubles on the year.
- Ranked fourth on the team with 8.4 points per game and was second on the team with 5.6 rebounds per game (15th in the MWC).
- Scored in double figures in 11 games, including a career-high 22 points against San Diego State (1/2/16); also made four of six attempts from 3-point range and went 10-for-12 at the free-throw line in that performance vs. SDSU.
- Pulled down at least 10 rebounds four times during the season, with a high of 14 vs. Utah Valley (11/24/15).
- Led the team in rebounding 11 times and also led the team in charges drawn, with 13.
- Shot .412 from the floor, .356 from behind the 3-point line and .713 at the free-throw line.

### 2014-15 - REDSHIRT (AT UTAH STATE UNIVERSITY)

- Sat out the 2014-15 season per NCAA guidelines on transfer student-athletes.
- That 2014-15 campaign proved to be the final season for legendary Utah State head coach Stew Morrill.

### 2013-14 - SOPHOMORE (AT UNIVERSITY OF TULSA)

- Played in 34 games, making 22 starts, for head coach Danny Manning.
- Helped the Golden Hurricane to a 21-13 record, including a 13-3 Conference USA mark; Tulsa also captured the C-USA championship and advanced to the NCAA Tournament, where it fell to UCLA in the second round.
- Averaged 5.3 points, 4.1 rebounds and 0.7 steals while playing 20.6 minutes per game.
- Shot .344 from the field, .259 from 3-point range and .581 at the free-throw line.
- Twice scored in double figures, including a season-high points 14 vs Tulane (1/9/14).
- Led Tulsa in rebounding three times, highlighted by a season-high 11 boards in two different games.
- Made three 3-pointers in three different games.
- Played a career-high 39 minutes during an overtime loss at Charlotte (1/16/14).
- Made his Division I debut in the season-opener vs. Oral Roberts (11/10/13), playing 10 minutes off the bench.

### 2012-13 - FRESHMAN (CASPER COLLEGE)

- Attended Casper College in Casper, Wyoming, where he was coached by Joel Davidson.
- Saw action in 30 contests and averaged 10 points, seven rebounds, two assists and one steal.
- Shot 43 percent from the field and 85 percent at the foul line while leading the Thunderbirds to the Region 9 regular-season title.

### PREP SCHOOL

- Attended New Hampton School in New Hampton, New Hampshire, during the 2011-12 academic year.
- Averaged 10 points and six rebounds for the Huskies.

### HIGH SCHOOL

- Graduated from Highland High School in Salt Lake City, Utah, where he was coached by Keith West.
- Earned first-team 4A All-State honors after leading Highland to a state championship and averaging a team-high 15 points and nine rebounds as a senior in 2010-11.
- As a junior in 2009-10, he earned second-team All-State accolades after averaging 10 points and six rebounds and leading Highland to a third-place finish in the state playoffs.
- Named honorable mention All-State and third-team All-Region as a sophomore.
- Lettered four years in basketball and three years in baseball (first base, right-handed pitcher).

### PERSONAL

- Full name is Lew Averett Evans
- Born March 19, 1993, in Salt Lake City, Utah
- Son of Matthew and Dayna Evans
- Is the first Utah native ever to play for Tennessee
- Is Tennessee's fourth all-time incoming graduate transfer
- Recipient of the Ray & Dana Mears Athletic Scholarship Endowment



## ■ EVANS' CAREER HIGHS

**Points** ..... 22 vs. San Diego State (1/2/16)  
**Rebounds** ..... 14 vs. Utah Valley (11/24/15)  
**Assists** ..... 3 (3x), last vs. San José State (2/27/16)  
**Blocks** ..... 2 vs. Green Bay (11/30/13)  
**Steals** ..... 2 vs. Louisiana Tech (3/15/14)  
**Minutes** ..... 39 at Charlotte (1/16/14)

**FGs Made** ..... 7 at Weber State (11/13/15)  
**FGs Attempted** ..... 12 vs. Tulane (1/9/14)  
**3FGs Made** ..... 4 vs. San Diego State (1/2/16)  
**3FGs Attempted** ..... 7 at Charlotte (1/16/14)  
**FTs Made** ..... 10 vs. San Diego State (1/2/16)  
**FTs Attempted** ..... 12 vs. San Diego State (1/2/16)



# JACOB FLESCHMAN

**FRESHMAN**

**4**

Guard • 6-1 • 160  
 Austin, Texas  
 Westlake HS  
 Business

JAY-cub FLESH-mihn

### HIGH SCHOOL

- Graduated from Westlake High School, in Austin, Texas, where he was coached by Robert Lucero.
- Earned *Austin American-Statesman* first-team All-District 14-6A honors (and Academic All-District recognition) as a senior in 2015-16 after averaging 11 points, four rebounds and four assists per game while shooting 45 percent from 3-point range and helping lead the Chaparrals to a 30-4 overall record.
- Was named SPC All-Conference as both a sophomore and junior.
- Played his AAU ball with the Texas Wildcats program, coached by Garrick Gonzales.

### PERSONAL

- Full name is Jacob Filip Fleschman
- Son of Sanford and Maria Fleschman
- Born Feb. 19, 1998, in Mission Viejo, California



# JOHN FULKERSON

**FRESHMAN**

**10**

Forward • 6-7 • 203  
 Kingsport, Tenn.  
 The Christ School (N.C.)  
 Business Administration

JOHN FULL-ker-sin

### HIGH SCHOOL

- Graduated from The Christ School in Arden, North Carolina, where he was coached by Scott Willard.
- Broke former Duke star Marshall Plumlee's single-season school record for blocks while leading Christ School to a 22-9 record as a senior in 2015-16; Fulkerson finished the year with 113 blocked shots.
- Averaged 14.5 points, 10.1 rebounds, 3.9 assists and 3.6 blocks per game as a senior.
- Was selected as the Carolinas Athletic Association 2016 Player of the Year and also earned NCISAA 3-A All-State honors.
- At the 2015 Queen City Holiday Classic in Charlotte, North Carolina, he flirted with a triple-double, totaling 16 points, 13 rebounds and seven blocks in a win over tournament host Vance High School.
- Scored a team-high 23 points as Christ School knocked off previously-unbeaten Carolina Day on its home court on Dec. 11, 2015.
- As a junior in 2014-15, Fulkerson led his team in scoring (10.0 ppg) and rebounding (6.1 rpg) while also setting a school record with 93 blocked shots (he would break his own record as a senior).
- Earned All-Carolinas Athletic Association honors and was a second-team selection on the *Asheville Citizen-Times* All-Western North Carolina team as a junior.
- Attended Dobyns-Bennett High School in his hometown of Kingsport, Tennessee, as a freshman and sophomore.
- Played AAU basketball with the Tennessee Bobcats program, coached by Kevin Feltner.
- Was an AAU teammate of current Vols sophomore Lucas Campbell.

### PERSONAL

- Full name is John Michael Fulkerson
- Has one older brother and two younger sisters.
- Born April 29, 1997, in Johnson City, Tennessee
- Recipient of the Estep Athletic Scholarship
- Son of Mike and Ramona Fulkerson





# ROBERT HUBBS III

## SENIOR

## 3

Guard • 6-5 • 207

Newbern, Tenn.

Dyer County HS

Communication Studies

RAH-burt HUBBS

Year	GP-GS	Min	Avg	Total		3-pt		FT-FTA	Pct	Rebs	Avg	PF-DQ	Ast	TO	Blk	Stl	Pts	Avg
				FG-FGA	Pct	FG-FGA	Pct											
13-14	12-0	219	18.3	23-75	.307	9-32	.281	5-8	.625	18	1.5	17-0	8	7	4	2	60	5.0
14-15	32-20	795	24.8	88-215	.409	31-93	.333	24-33	.727	93	2.9	48-0	28	26	4	16	231	7.2
15-16	30-16	801	26.7	128-283	.452	11-46	.239	51-69	.739	117	3.9	47-1	38	22	1	13	318	10.6
<b>TOTAL</b>	<b>74-36</b>	<b>1815</b>	<b>24.5</b>	<b>239-573</b>	<b>.417</b>	<b>51-171</b>	<b>.298</b>	<b>80-110</b>	<b>.727</b>	<b>228</b>	<b>3.1</b>	<b>112-1</b>	<b>74</b>	<b>55</b>	<b>9</b>	<b>31</b>	<b>609</b>	<b>8.2</b>

### 2015-16 - JUNIOR

- Tennessee's third-leading scorer during the 2015-16 season, averaging 10.6 ppg over 30 games with 16 starts.
- Missed four games due to injury in 2015-16.
- Appeared in 16 SEC games, with nine starts, and averaged 9.4 ppg and 4.2 rpg against league opposition.
- Scored in double figures 18 times and led the team in slam dunks with 20 on the season.
- Put up 12.0 ppg during three games at the SEC Tournament, shooting a team-best 65.2 percent (15-of-23) from the field during those games.
- Dropped a team-high 19 points against LSU (3/11/16) for the second time this season as he went 8-of-11 from the field against the Tigers in the SEC Tournament quarterfinal.
- Finished with 10 points on 4-of-8 shooting to help the Vols upset fifth-seeded Vanderbilt (3/10) in the second round of the SEC Tournament (3/10/16).
- Played a season-best 36 minutes and led the team with 19 points in Tennessee's 81-65 win over LSU on Feb. 20 (2/20/16).
- Responded to a two-point performance in a loss at Arkansas (2/6/16) by dropping a career-high 20 points off the bench in the win over Auburn (2/9).
- Went 8-for-8 at the foul line en route to 12 points and a team-high eight rebounds in Tennessee's win over No. 24 South Carolina (1/23/16).
- Finished with 14 points on 6-of-8 shooting at Mississippi State (1/16/16), helping the Vols to their first road win of the season.
- Posted a career-best five assists to go along with 10 points against No. 21 Texas A&M (1/9/16).
- Made his return to the starting lineup vs. Florida (1/6/16), finishing with 12 points and a career-high nine rebounds.
- Looked more like his pre-surgery self at Auburn (1/2/16), finishing with 13 points on 6-of-10 shooting with five rebounds.
- Underwent an arthroscopic procedure on his right knee Dec. 1, 2015, to address chronic swelling issues that had been present since the preseason (missed two games, returned to action on Dec. 19 vs. Gonzaga)
- Opened the season with seven straight games in double figures.
- Thirteen second-half points highlighted his 17-point, six-rebound, four-assist effort vs. Gardner-Webb (11/22/15).
- Was a perfect 5-for-5 from the free-throw line (7-for-14 overall) on his way to 19 points in UT's win over Marshall (11/19/15).
- Recorded 13 points, five rebounds and three assists at Georgia Tech (11/16/15).
- Started Tennessee's season-opener vs. UNC Asheville (11/13/15) and scored a then-career-high 18 points on 8-of-12 shooting in the win.

### 2014-15 - SOPHOMORE

- Appeared in all 32 games and made 20 starts on the wing.
- Averaged 7.2 points (fourth on the team) and 2.9 rebounds while shooting .409 from the field and .333 from 3-point range.
- In SEC play, he started 16 of 18 games and increased his scoring output to 8.4 points (he averaged 4.6 points in UT's 12 non-conference games).
- Shot .889 from the free-throw line (16 of 18) during SEC play (shot .538 during non-conference play).
- Scored in double figures seven times this season—all during SEC play.
- Was one of three Vols to finish the season with a positive assist/turnover ratio (1.08).
- Tied his career-high with 16 points in Tennessee's second-round SEC Tournament win over Vanderbilt in Nashville (3/12/15).
- Shared team-high scoring honors by totaling 14 points in UT's home finale vs. South Carolina (3/7/14).
- Was a perfect 2-for-2 from 3-point range and totaled 12 points in the win at LSU (3/4/15).
- Made a game-saving play at the end of regulation at Vanderbilt (2/11/15), driving the length of the court and laying in the game-winning basket at the buzzer to force overtime; Tennessee ended up winning the game, 76-73, as Hubbs finished with nine points and seven rebounds.
- Contributed 15 points and six rebounds when the Vols played at Georgia (2/7/15).
- Totaled 15 points, four rebounds and also added a steal during a strong, 31-minute performance at Arkansas (1/27/15).
- Had 12 points and four rebounds against Texas A&M (1/24/15).
- Pulled down a career-high eight rebounds and also scored six points in the win at Missouri (1/17/15).
- Scored a career-high 16 points on 6-of-7 shooting in the win over 19th-ranked Arkansas (1/13/15).
- In addition to scoring 11 points during the win over Tennessee State (12/27/14), he also had five rebounds and three assists.

- Had nine points in UT's victory over Mercer (12/22/14) to go along with two rebounds, two steals and an assist.
- Tallied six points in the SEC/Big 12 Challenge win over Kansas State (12/6/14).
- Scored eight points against Marquette at the Orlando Classic (11/30/14).
- Made his first career start at the Veterans Classic vs. 15th-ranked VCU (11/14/14) and totaled four points in 19 minutes on the wing.

## 2013-14 - FRESHMAN

- Had season-ending surgery on his left shoulder Jan. 14 to address an injury dating to his senior year in high school.
- True freshman wing appeared in 12 contests for the Vols, averaging 5.0 points and 1.5 rebounds in 18.3 minutes off the bench.
- Scored at least three points in each of the final seven games in which he appeared.
- Was the first Vol off the bench five times.
- Had seven points, two rebounds and a block as UT routed Wake Forest at the Battle 4 Atlantis (11/30/13).
- His first career double-digit scoring effort was a 13-point performance vs. The Citadel (11/18/13).
- Scored his first points as a Vol in the home-opener against USC Upstate (11/16/13); he made a pair of 3-pointers in the win.
- Made his college debut in the season-opener at Xavier (11/12/13), playing 12 minutes and grabbing one rebound.

## HIGH SCHOOL

- Graduated from Dyer County High School in Newbern, Tennessee, where he was coached by Derek McCord.
- Was rated by Rivals.com as the nation's No. 23 overall prospect and the No. 5 shooting guard in the country.
- 247Sports.com rated Hubbs as the nation's 20th-best overall prospect as well as tabbing him as the country's No. 4 shooting guard and the top overall prospect in the state of Tennessee.
- Played in the prestigious Kentucky Derby Festival Basketball Classic at Freedom Hall in Louisville, Kentucky, on April 19, 2013.
- As a senior, he led Dyer County a 31-4 overall record and a berth in the Tennessee Class AAA state championship game, where the Choctaws fell to Memphis Southwind.
- Averaged 25 points, seven rebounds and two assists as a senior and was named to the 2013 TSWA Class AAA All-State Team.
- Earned All-Tournament Team honors and also received the tournament MVP Award after leading DCHS to the Region 7AAA championship as a senior.
- Was a 2013 Tennessee Class AAA Mr. Basketball finalist.
- In the eighth game of his senior season, Hubbs became Dyer County's all-time leading scorer; he finished his prep career with 2,464 points (DCHS went 118-13 during his four seasons).
- In June 2012, Hubbs was one of 32 elite prep standouts invited to the USA Basketball U17 National Team trials in Colorado Springs, Colo.
- Was named a preseason second-team All-State selection by ESPNHS entering his junior campaign.
- Was a 2013 McDonald's All-American nominee.
- Played AAU ball for the M33M program, which is coached by Ernie Kuyper.
- In April 2012, Hubbs led the M33M Elite squad to the championship at the "Real Deal in the Rock" AAU event in Little Rock, Ark.
- Also starred during the spring and summer of 2012 at marquee events such as the Big Strick Classic in Manhattan, N.Y., the Jack Jones Shootout in Memphis, the Reebok Breakout Challenge in Philadelphia, the Best Buy Classic in Minneapolis, Minn., and the Fab 48 in Las Vegas.

## PERSONAL

- Full name is Robert Lee Hubbs III
- Born Aug. 19, 1995, in Union City, Tennessee
- Parents are Robert Jr. and Lesia Hubbs
- Recipient of the Bertelkamp Basketball Scholarship Endowment Fund

## HUBBS' CAREER HIGHS

<b>Points</b> .....	20 vs. Auburn (2/9/16)	<b>FGs Made</b> .....	8 (4x), last vs. LSU (3/11/16)
<b>Rebounds</b> .....	9 vs. Florida (1/6/16)	<b>FGs Attempted</b> ....	16 (2x), last vs. G. Washington (11/27/15)
<b>Assists</b> .....	5 vs. Texas A&M (1/9/16)	<b>3FGs Made</b> .....	3 (3x), last vs. UNC Asheville (11/13/15)
<b>Blocks</b> .....	2 vs. NC State (12/18/13)	<b>3FGs Attempted</b> .....	7 vs. Vanderbilt (3/12/15)
<b>Steals</b> .....	3 vs. LSU (2/14/15)	<b>FTs Made</b> .....	8 vs. South Carolina (1/23/16)
<b>Minutes</b> .....	36 (3x), last vs. LSU (2/20/16)	<b>FTs Attempted</b> .....	8 vs. South Carolina (1/23/16)

## HUBBS' SEC CAREER HIGHS

<b>Points</b> .....	20 vs. Auburn (2/9/16)	<b>FGs Made</b> .....	8 (4x), last vs. LSU (3/11/16)
<b>Rebounds</b> .....	9 vs. Florida (1/6/16)	<b>FGs Attempted</b> .....	15 vs. Florida (1/6/16)
<b>Assists</b> .....	5 vs. Texas A&M (1/9/16)	<b>3FGs Made</b> .....	3 vs. Vanderbilt (3/12/15)
<b>Blocks</b> .....	2 vs. NC State (12/18/13)	<b>3FGs Attempted</b> .....	7 vs. Vanderbilt (3/12/15)
<b>Steals</b> .....	3 vs. LSU (2/14/15)	<b>FTs Made</b> .....	8 vs. South Carolina (1/23/16)
<b>Minutes</b> .....	36 (3x), last vs. LSU (2/20/16)	<b>FTs Attempted</b> .....	8 vs. South Carolina (1/23/16)





# JALEN JOHNSON

**FRESHMAN**

**13**

Guard • 6-5 • 177  
Durham, N.C.  
Wesleyan Christian Academy  
Recreation and Sport Management

JAY-lin JOHN-sin

## HIGH SCHOOL

- Graduated from Wesleyan Christian Academy in High Point, North Carolina, where he was coached by Keith Gatlin and was a classmate of fellow Vols freshman Kwe Parker.
- Teamed with Parker to guide Wesleyan Christian to a 20-9 final record and a state quarterfinals appearance as a senior in 2015-16.
- Performed at an extremely high level at the 44th annual City of Palms Classic in Fort Myers, Florida, and the HighschoolOT.com Holiday Invitational in Raleigh, North Carolina in December 2015.
- His 61 total points in three games earned him a spot on the HighschoolOT.com Holiday Invitational's All-Tournament Team.
- Averaged 12 points and six rebounds as a junior in 2014-15 (on a team that featured multiple Division I prospects).
- Wesleyan Christian landed at No. 21 in the final *USA TODAY* "Super 25" national rankings his junior year, and he helped lift the Trojans to the 2015 NCISAA 3A state championship.
- He also was a member of Wesleyan's state championship team as a sophomore in 2014.
- Played AAU basketball with Team Wall, coached by Kendrick Williams.
- Also credits Robert St. Clair with playing a critical role in his basketball development.

## PERSONAL

- Full name is Jalen Demari Johnson
- Born Nov. 9, 1997, in Greenville, North Carolina
- Son of Nikki Berry and Brian Johnson
- His mother was a member of the track and field team at the University of North Carolina in the early 1990s, competing in the hurdles and high jump.
- His father was a sprinter on the track and field team at East Carolina from 1994-97 and earned All-American honors with the Pirates' 4x100 relay team in 1995.
- On Nov. 11, 2015, Jalen became the first North Carolina native to sign with the Tennessee basketball program directly out of high school since forward Rashard Lee—also from Durham (Hillside High School)—in 1995.
- Recipient of the Holland Family Athletic Scholarship



# DETRICK MOSTELLA

**JUNIOR**

**15**

Guard • 6-1 • 179  
Decatur, Ala.  
Notre Dame Prep (Mass.)  
Communication Studies

DEE-trick moss-TELL-uh

Year	GP-GS	Min	Avg	Total			3-pt			Pct	Rebs	Avg	PF-DQ	Ast	TO	Blk	Stl	Pts	Avg
				FG-FGA	Pct	FG-FGA	Pct	FT-FTA											
14-15	31-1	36.4	11.7	34-123	.276	22-81	.272	14-20	.700	27	0.9	34-0	15	30	1	9	104	3.4	
15-16	34-4	66.7	19.6	95-262	.363	47-155	.303	50-68	.735	74	2.2	66-1	40	45	6	9	287	8.4	
<b>TOTAL</b>	<b>65-5</b>	<b>1031</b>	<b>15.9</b>	<b>129-385</b>	<b>.335</b>	<b>69-236</b>	<b>.292</b>	<b>64-88</b>	<b>.727</b>	<b>101</b>	<b>1.6</b>	<b>100-1</b>	<b>55</b>	<b>75</b>	<b>7</b>	<b>18</b>	<b>391</b>	<b>6.0</b>	

## 2015-16 - SOPHOMORE

- Appeared in all 34 games for the Vols during his sophomore season, making four starts.
- He averaged 8.4 ppg and 19.6 mpg during the 2015-16 season.
- Improved his shooting percentage from the field, 3-point range and the free-throw line from his freshman to sophomore year.
- Averaged 8.2 ppg in SEC play, and his 28 made 3-pointers in league games ranked third on the team.
- Tennessee's most productive scorer off the bench, he finished the season with 12 games of 10 or more points while in a reserve role; he was the first Vol off the bench 11 times.



- Stepped up in a big way at the SEC Tournament, leading the Vols in scoring at 18.0 ppg over three games in Nashville.
- Dropped a team-high 19 points in the SEC Tournament quarterfinals vs. LSU (3/11/16), including three 3-pointers.
- Led the Vols with 18 points in UT's dramatic upset of fifth-seeded Vanderbilt (3/10/16) in the second round of the SEC Tournament; he also matched his season-high with six rebounds in the win.
- Finished with 17 points to go along with four assists in UT's rout of Auburn (3/9/16) in the opening game of the SEC Tournament.
- Got the start and scored 10 points in 20 minutes of play in Tennessee's 81-65 home win over LSU (2/20/16).
- Started at Mississippi State (1/16/16), responding with a career-high 24 points and five made 3-pointers in 35 minutes of action; scored 16 points in the second half.
- Connected on a season-best four 3-pointers at Georgia (1/13/16), finishing with 16 points in 18 minutes off the bench.
- Came off the bench to score 10 points in 19 minutes in UT's win over Florida (1/6/16), including a pull-up jumper in the final seconds of the first half that sent the Vols into halftime with a 22-point lead.
- Finished in double figures for the third consecutive game, scoring 12 second-half points en route to 16 for the game against Tennessee State (12/29/15); his six made field goals were a career-high.
- Scored 17 points in a career-best 27 minutes to lift the Vols to a comeback victory over ETSU (12/22/15); knocked down the go-ahead three-pointer with a minute to play, sparking a 9-0 run to break a 67-67 deadlock and seal the Tennessee win.
- Had a huge performance off the bench vs. Gonzaga at the Battle in Seattle (12/19/15): tallied a season-best 13 points, including 10 in the second half, to help the Vols battle back to take the lead after trailing by 19 in the first half.
- Played 21 minutes off the bench against Nebraska (11/28/15), handing out a career-high four assists.
- Earned his second career start when the Vols hosted Marshall (11/19/15) and scored seven points while dishing out three assists.
- Pulled down a career-high six rebounds while also scoring nine points off the bench at Georgia Tech (11/16/15).

## 2014-15 - FRESHMAN

- Appeared in 31 games and made one start; was the first Vol off the bench in eight games.
- Averaged 3.4 points in 11.7 minutes per game.
- Averaged 2.2 points off the bench in 17 SEC appearances.
- Made multiple 3-pointers in six different games.
- Scored five points off the bench at Florida (2/28/15) and also had a steal in 15 minutes of action.
- His eight points in UT's home game vs. LSU (2/14/15) marked his personal season-high in SEC play.
- Came up with two key steals that led to four points after halftime in UT's thrilling overtime win at Vanderbilt (2/11/15); one of his steals led to the Kevin Punter Jr. free throws that gave Tennessee the lead for good in the extra period.
- Tennessee's home win over Mercer (12/22/14) marked his first collegiate start.
- Finished with nine points off the bench at NC State (12/17/14), all of which came on three second-half 3-pointers.
- Went 4-of-8 from beyond the 3-point arc while scoring 13 points vs. 11th-ranked Kansas at the Orlando Classic (11/28/14).
- Shot 3-of-8 from 3-point range en route to sharing team-high honors with 17 points in his college debut at the Veterans Classic vs. 15th-ranked VCU (11/14/14).

## PREP SCHOOL

- Spent the 2013-14 academic year at Notre Dame Preparatory School in Fitchburg, Massachusetts, where he was coached by Ryan Hurd.

## HIGH SCHOOL

- He transferred to La Lumiere School in La Porte, Indiana, for his final year of high school, and he graduated from La Lumiere in 2013.
- Considered a four-star prospect by nearly every major recruiting service, he was rated by 247Sports as the nation's No. 43 overall prospect in the class of 2013.
- From his freshman through junior year, he attended Austin High School in Decatur, Alabama. As a junior, he earned All-State honors from the Alabama Sports Writers Association after averaging 16.4 points per game and leading Austin to the Class 6A Northwest Regional final.
- As a sophomore at AHS, he averaged 18.0 points and 4.0 rebounds and was named *The Decatur Daily's* 4A-6A Player of the Year.

## PERSONAL

- Full name is Detrick Samon Mostella
- Born: Oct. 12, 1993, in Decatur, Alabama
- Son of Dyra and Ricky Mostella
- Initially signed with Oklahoma State in November 2012, prior to his senior season, but was later released from his NLI.
- Recipient of the Larry Pratt Athletic Scholarship Endowment

## ■ MOSTELLA'S CAREER HIGHS

<b>Points</b> .....	24 at Mississippi State (1/16/16)	<b>FGs Made</b> .....	8 at Mississippi State (1/16/16)
<b>Rebounds</b> .....	6 (2x), last vs. Vanderbilt (3/10/16)	<b>FGs Attempted</b> .....	18 vs. Vanderbilt (3/10/16)
<b>Assists</b> .....	4 (3x), last vs. Auburn (3/9/16)	<b>3FGs Made</b> .....	5 at Mississippi State (1/16/16)
<b>Blocks</b> .....	2 (2x), last vs. Kentucky, 2/2/16	<b>3FGs Attempted</b> .....	11 at Mississippi State (1/16/16)
<b>Steals</b> .....	2 (3x), last vs. Tennessee State (12/29/15)	<b>FTs Made</b> .....	6 vs. LSU (3/11/16)
<b>Minutes</b> .....	36 vs. LSU (3/11/16)	<b>FTs Attempted</b> .....	8 vs. LSU (3/11/16)

## ■ MOSTELLA'S SEC CAREER HIGHS

<b>Points</b> .....	24 at Mississippi State (1/16/16)	<b>FGs Made</b> .....	8 at Mississippi State (1/16/16)
<b>Rebounds</b> .....	6 (2x), last vs. Vanderbilt (3/10/16)	<b>FGs Attempted</b> .....	18 vs. Vanderbilt (3/10/16)
<b>Assists</b> .....	4 vs. Auburn (3/9/16)	<b>3FGs Made</b> .....	5 at Mississippi State (1/16/16)
<b>Blocks</b> .....	2 (2x), last vs. Kentucky, 2/2/16	<b>3FGs Attempted</b> .....	11 at Mississippi State (1/16/16)
<b>Steals</b> .....	2 (2x), last vs. LSU (2/14/15)	<b>FTs Made</b> .....	6 vs. LSU (3/11/16)
<b>Minutes</b> .....	36 vs. LSU (3/11/16)	<b>FTs Attempted</b> .....	8 vs. LSU (3/11/16)





# KWE PARKER

**FRESHMAN**

**12**

Guard • 6-0 • 181  
Fayetteville, N.C.  
Wesleyan Christian Academy  
Journalism and Electronic Media

**KWAY PAR-kuhr**

## HIGH SCHOOL

- Graduated from Wesleyan Christian Academy in High Point, North Carolina, where he was coached by Keith Gatlin and was a classmate of fellow Vols freshman Jalen Johnson.
- Teamed with Johnson to guide Wesleyan Christian to a 20-9 final record and a state quarterfinals appearance as a senior in 2015-16.
- His 45-inch vertical jump and explosive slam dunks made him a YouTube hoops sensation during his recruitment.
- One of only 24 prospects invited to participate in the 2016 Ballislife All-American Game in Long Beach, California, on April 30, 2016.
- In December 2015, Parker posted four perfect scores to win the Edison National Bank Slam Dunk Championship in Fort Myers, Florida.
- As a junior at Wesleyan in 2014-15, Parker—who made the 2015 NCPreps.com NCISAA All-State Team—averaged 14 points per game before suffering a season-ending foot injury in February. The Trojans went on to win the NCISAA 3A state championship and finish the year ranked No. 21 in the final *USA TODAY* "Super 25" national rankings.
- Played his AAU basketball with the Fayetteville Seminoles, coached by Dennis Smith, and the Karolina Diamonds, coached by Kevin Graves.
- Spent his first two years of high school at Trinity Christian School in Fayetteville, North Carolina. In addition to basketball, he also played safety on the football team at Trinity.

## PERSONAL

- Full name is KweShaun Demeatress Parker
- Son of Carmen Parker and Derrick Boone
- Born Nov. 22, 1996, in Wade, North Carolina
- Recipient of The John Stokely Family Athletic Endowment



# SHEMBARI PHILLIPS

**SOPHOMORE**

**25**

Guard • 6-3 • 192  
Atlanta, Ga.  
Wheeler HS  
Criminal Justice

**shem-BAR-ee FILL-ips**

Year	GP-GS	Min	Avg	Total FG-FGA	Pct	3-pt FG-FGA	Pct	FT-FTA	Pct	Rebs	Avg	PF-DQ	Ast	TO	Blk	Stl	Pts	Avg
15-16	33-11	535	16.2	60-147	.408	21-57	.368	36-47	.766	61	1.8	72-2	32	44	5	8	177	5.4

## 2015-16

- Appeared in 33 games for the Vols during his freshman campaign, getting the starting nod in each of the final 11 games of the season.
- Averaged 5.4 points, 1.8 rebounds, and 16.2 minutes per game during the 2015-16 season.
- In SEC play, he owned the best 3-point percentage (.459) among all league freshmen with at least 30 attempts.
- In 22 games prior to earning his first start, Phillips averaged 10.4 minutes per game. In his 11 starts thereafter, he averaged 27.9 mpg.
- Ran off a streak of four consecutive games of double figure scoring late in the regular season, including a season-best 23 points at Vanderbilt (3/1/16) which included four made 3-pointers.
- Scored 13 points in 32 minutes of play in Tennessee's home loss to Arkansas (2/27/16).
- Posted a then-season-best in scoring with 16 points at South Carolina (2/24/16); he also handed out four assists for the second straight game.
- With senior point guard Kevin Punter Jr. sidelined with a foot injury, Phillips played a season-high 38 minutes and scored 13 points

to help the Volunteers top LSU, 81-65, at home (2/20/16).

- Made his first career start in Tennessee's 71-45 home win over Auburn, scoring six points in 31 minutes (2/9/16).
- Knocked down three 3-pointers in a then-season-high 23 minutes of action en route to 12 points at Arkansas (2/6/16).
- Tallied six points, five rebounds, a steal, and an assist in 17 minutes off the bench during UT's Big 12/SEC Challenge game at TCU (1/30/16).
- Recorded his best performance as a Vol against No. 21 Texas A&M (1/9/16), finishing with a then-season-best 15 points in 18 minutes of action (went 9-of-10 at the free throw line).
- Came off the bench to score a then season-high eight points at #18 Butler, connecting on two 3-pointers in the first half.
- His eight points supplied UT with the entirety of its bench scoring in a scrappy 94-86 loss.
- Scored five points in nine minutes against Army West Point (11/24/15), hitting his first career 3-pointer along the way.
- Made his collegiate debut in Tennessee's season-opening victory over UNC Asheville (11/13/15) and totaled two points, one block and a steal off the bench.

## HIGH SCHOOL

- Graduated from Wheeler High School in Marietta, Georgia, where he was coached by Doug Lipscomb.
- Helped lead Wheeler to a 30-2 record the 2015 Class AAAAAA state championship.
- Was a 2015 McDonald's All-American nominee.
- Made Sportscenter's "Top Plays" by throwing down a posterizing, one-handed transition dunk during the Spalding Hoophall Classic in Springfield, Mass., on Jan. 19, 2015.
- Was a Wheeler teammate of 2015 National High School Player of the Year and 2016 NBA Lottery Pick (Boston Celtics) Jaylen Brown.
- Attended Tucker High School in Tucker, Georgia, as a junior in 2013-14, averaging 18 points, six rebounds, four assists and two blocks under coach James Hartry.
- Former Vols guard and 1,000-point scorer Cameron Tatum (2007-12) also attended Tucker before his career at Tennessee.
- Played AAU ball with the Georgia Tornadoes program, coached by Steven Bouye.
- Rated by Hoopseen.com as one of the top-10 prospects in Georgia's Class of 2015.

## PERSONAL

- Full name is Shembari Anthony Phillips
- Born March 21, 1997, in Atlanta, Georgia
- Son of Loxola Phillips
- Recipient of the JoNelda & Sidney Blalock Athletic Scholarship Endowment

### ■ PHILLIPS' CAREER HIGHS

<b>Points</b> .....	23 at Vanderbilt (3/1/16)	<b>FGs Made</b> .....	8 at Vanderbilt (3/1/16)
<b>Rebounds</b> .....	7 at Vanderbilt (3/1/16)	<b>FGs Attempted</b> .....	17 vs. Vanderbilt (3/12/15)
<b>Assists</b> .....	4 (2x), last at South Carolina (2/24/16)	<b>3FGs Made</b> .....	4 at Vanderbilt (3/1/16)
<b>Blocks</b> .....	1 (5x), last vs. Kentucky (2/2/16)	<b>3FGs Attempted</b> .....	7 at South Carolina (2/24/16)
<b>Steals</b> .....	1 (8x), last vs. Ole Miss (3/5/16)	<b>FTs Made</b> .....	9 vs. Texas A&M (1/9/16)
<b>Minutes</b> .....	38 vs. LSU (2/20/16)	<b>FTs Attempted</b> .....	10 vs. Texas A&M (1/9/16)

### ■ PHILLIPS' SEC CAREER HIGHS

<b>Points</b> .....	23 at Vanderbilt (3/1/16)	<b>FGs Made</b> .....	8 at Vanderbilt (3/1/16)
<b>Rebounds</b> .....	7 at Vanderbilt (3/1/16)	<b>FGs Attempted</b> .....	17 vs. Vanderbilt (3/12/15)
<b>Assists</b> .....	4 (2x), last at South Carolina (2/24/16)	<b>3FGs Made</b> .....	4 at Vanderbilt (3/1/16)
<b>Blocks</b> .....	1 (5x), last vs. Kentucky (2/2/16)	<b>3FGs Attempted</b> .....	7 at South Carolina (2/24/16)
<b>Steals</b> .....	1 (8x), last vs. Ole Miss (3/5/16)	<b>FTs Made</b> .....	9 vs. Texas A&M (1/9/16)
<b>Minutes</b> .....	38 vs. LSU (2/20/16)	<b>FTs Attempted</b> .....	10 vs. Texas A&M (1/9/16)





# ADMIRAL SCHOFIELD

## SOPHOMORE

## 5

Forward • 6-4 • 238

Zion, Ill.

Zion-Benton Township HS

Psychology

AD-muhr-ull SKO-field

Year	GP-GS	Min	Avg	Total		3-pt		FT-FTA	Pct	Rebs	Avg	PF-DQ	Ast	TO	Blk	Stl	Pts	Avg
				FG-FGA	Pct	FG-FGA	Pct											
15-16	33-11	598	18.7	92-207	.444	25-83	.301	35-39	.897	129	4.0	88-2	29	22	10	12	244	7.6

### 2015-16 - FRESHMAN

- Appeared in 32 games during his freshman season on Rocky Top, making 22 starts and averaging 18.7 minutes per game.
- Finished the year averaging 7.6 points and 4.0 rebounds per game; he shot 44.4 percent from the field on the year (92-207) and led the team in free-throw percentage (89.7).
- Drew 11 charges on the season, tying senior Armani Moore for the team lead.
- In SEC play, Schofield's 8.5 ppg ranked 12th among all league freshmen.
- Scored in double figures in each of Tennessee's last six games of the season, averaging 12.2 ppg over that span.
- Averaged 11.3 points and 4.7 rebounds during the three games at his first SEC Tournament.
- Notched 10 points on 4-of-6 shooting in the SEC Tournament quarterfinals against LSU (3/11/16).
- Helped the Vols' to an upset of fifth-seeded Vanderbilt (3/10/16) in the second round of the SEC Tournament by scoring 12 points and pulling down seven rebounds.
- Connected on two 3-pointers and finished with 12 points in only 18 minutes during UT's SEC Tournament win over Auburn (3/9/16).
- Scored 12 points while grabbing a team-high six rebounds and handing out a season-best four assists in the regular season finale against Ole Miss (3/5/16).
- His best performance during the month of February came at home against Arkansas when he totaled 15 points and a season-best nine rebounds (2/27/16).
- Finished with 11 points and eight rebounds to help Tennessee in its comeback win over #20 Kentucky (2/2/16), going 6-for-6 from the foul line along the way.
- Posted 10 points and grabbed six rebounds at Alabama (1/26/16), scoring eight points in the second half to spark an early run.
- Named the SEC Freshman of the Week on Jan. 11 after averaging 16.5 points and 7.0 rebounds in games against Florida (Jan. 6) and No. 21 Texas A&M (Jan. 9).
- Knocked down a season-best three 3-pointers on his way to 16 points against No. 21 Texas A&M (1/9/16)
- Posted 17 points—15 in the first half—and eight rebounds in the win over Florida (1/6/16); averaging 19.5 ppg and 8.0 rpg in first two SEC games.
- Recorded the best game of his young career in the SEC opener at Auburn (1/2/16) with career-highs in points (22), rebounds (8), made field goals (9), made 3-pointers (2), and steals (1).
- His 22 points marked the highest scoring effort for a Vol in his SEC debut since Scooter McFadgon scored 31 at Georgia in 2004.
- Got his first career start in the stead of injured teammate Robert Hubbs III at 18th-ranked Butler (12/12/16) and responded with his strongest effort to that point in the season: 16 points (6-of-7 shooting) and seven boards in 35 minutes of action.
- Came off the bench to score a then-career-best 12 points against Nebraska in the Barclays Center Classic (11/28/15), knocking down two 3-pointers along the way.
- The season-opener vs. UNC Asheville (11/13/15) marked his collegiate debut, and he totaled two points, four rebounds, two assists and two blocks in 10 productive minutes off the bench.

### HIGH SCHOOL

- Graduated from Zion-Benton Township High School, where he was coached by Bob Worthington (and previously Don Kloth).
- As a senior, he was named to the Associated Press Class 4A All-State second team and was a McDonald's All-American nominee.
- In his final high school game, he logged 23 points and 18 rebounds against Stevenson in the Illinois Class 4A Stevenson Regional championship.
- As a junior in 2013-14, Schofield earned honorable mention All-State honors from the *Champaign-Urbana News Gazette* after averaging 16 points, eight rebounds and two assists.
- Played AAU ball with Dickey Simpkins' Chicago-based Team NLP program (Simpkins played for Rick Barnes at Providence).

### PERSONAL

- Full name is Admiral Donovan Schofield
- Born March 30, 1997, in the Westminster area of London, England (in St. Mary's Hospital, where Princess Diana gave birth to Princes William and Harry).
- Son of Anthony and Dawn Schofield
- His father is a retired Senior Chief with the U.S. Navy.
- His older brother, O'Brien Schofield, played college football at Wisconsin and 2016 will be his eighth season as a defensive end in the NFL. O'Brien Schofield was drafted by Arizona in 2010 and started this season with Atlanta. He was a member of Seattle's 2014 Super Bowl XLVII championship team.
- Took an elective class to learn to play the guitar as a senior in high school; also watched YouTube videos to learn how to play.
- Recipient of the C&C Millwright Athletic Scholarship

## SCHOFIELD's CAREER HIGHS

**Points**.....22 at Auburn (1/2/16)  
**Rebounds**.....9 vs. Arkansas (2/27/16)  
**Assists**.....4 vs. Ole Miss (3/5/16)  
**Blocks**.....2 vs. UNC Asheville (11/13/15)  
**Steals**.....1 (12x), last vs. LSU (3/11/16)  
**Minutes**.....35 at Butler (12/12/15)

**FGs Made**.....9 at Auburn (1/2/16)  
**FGs Attempted**.....19 at Auburn (1/2/16)  
**3FGs Made**.....3 vs. Texas A&M (1/9/16)  
**3FGs Attempted**.....7 at Alabama (1/26/16)  
**FTs Made**.....6 vs. Kentucky (2/2/16)  
**FTs Attempted**.....6 vs. Kentucky (2/2/16)

## SCHOFIELD's SEC CAREER HIGHS

**Points**.....22 at Auburn (1/2/16)  
**Rebounds**.....9 vs. Arkansas (2/27/16)  
**Assists**.....4 vs. Ole Miss (3/5/16)  
**Blocks**.....1 (4x), last vs. Vanderbilt (3/10/16)  
**Steals**.....1 (12x), last vs. LSU (3/11/16)  
**Minutes**.....33 vs. Arkansas (2/27/16)

**FGs Made**.....9 at Auburn (1/2/16)  
**FGs Attempted**.....19 at Auburn (1/2/16)  
**3FGs Made**.....3 vs. Texas A&M (1/9/16)  
**3FGs Attempted**.....7 at Alabama (1/26/16)  
**FTs Made**.....6 vs. Kentucky (2/2/16)  
**FTs Attempted**.....6 vs. Kentucky (2/2/16)



# LAMONTÉ TURNER

## REDSHIRT FRESHMAN

## 1

Guard • 6-0 • 187

Florence, Ala.

IMG Academy (Fla.)

Communication Studies

luh-MAHN-tay TUR-ner

### 2015-16 - REDSHIRT

- Was denied clearance through the NCAA Eligibility Center and was ineligible to compete or travel with the team during the 2015-16 season.
- Turner was allowed to practice with the team while redshirting.

### HIGH SCHOOL

- Graduated from IMG Academy in Bradenton, Florida, where his head skills trainer was Dan Barto and he was coached by John Mahoney.
- In 2012-13, he attended Sparkman High School in Harvest, Alabama, and averaged 13 points, 5.5 rebounds and four assists while helping lead the Senators to a 29-8 record and the Class 6A state championship game.
- Transferred to Arlington Country Day School in Jacksonville, Florida, for the 2013-14 academic year and temporarily reclassified to the Class of 2016.
- Enrolled at IMG Academy in the fall of 2014.
- Was rated by Rivals.com as the nation's No. 56 overall prospect in the Class of 2016, but he officially reclassified back to his original 2015 class in late April 2015.
- Played on the 2015 Nike EYBL circuit with the EITI Elite program, coached by Tony Atkins.

### PERSONAL

- Full name is Lamonté Centerius Turner
- Born: July 4, 1997, in Florence, Alabama
- Son of Amanda Simpson and Lamondoe Turner
- Has three younger brothers: Monterius, Tyson and Collin
- Is a cousin of former LSU and NC State guard RaJston Turner
- Recipient of the Randall Keith Nutt Athletic Scholarship Endowment and the Richard & Melba Jackson Athletic Scholarship Endowment







# GRANT WILLIAMS

## FRESHMAN

## 2

Forward • 6-5 • 234  
 Charlotte, N.C.  
 Providence Day School  
 Business Administration

### GRANT WILL-yums

#### HIGH SCHOOL

- Graduated from Providence Day School in Charlotte, North Carolina, where he was coached by Brian Field.
- Capped his prep career by guiding Providence Day to the eight-team DICK'S Sporting Goods High School National Tournament in New York City.
- Providence Day fell to No. 2-ranked Montverde (Fla.) Academy in the opening round of the national tournament on March 31, 2016, but Williams led the Chargers with 12 points and eight rebounds in what was the final game of his prep career.
- Providence Day earned a final *USA TODAY* Sports Super 25 Expert Ranking of No. 16.
- Powered Providence Day to the 2016 North Carolina Independent Schools Athletic Association 3A state championship; the Chargers finished the season with a 30-4 record (a school record for victories) and won 20 straight games before their season-ending loss at the national tournament.
- As a senior, he led Providence Day to four wins over teams that were ranked in the *USA TODAY* national top-25 poll at some point in the season.
- As a senior in 2015-16, Williams averaged 15.8 points, 10.1 rebounds, 4.0 assists, 3.0 blocks and 0.5 steals per game en route to Associated Press All-State honors.
- Is one of only four players ever to be named *The Charlotte Observer's* Player of the Year in back-to-back years (2015 and 2016), joining Queen City greats Ian Miller, Anthony Morrow and Jason Parker.
- Was selected as *The Charlotte Observer's* Player of the Week 17 times during his final two high school seasons (10 times as a junior, seven times as a senior).
- Produced an outstanding performance at the Hoodies House of Hope Basketball Tournament in Charlotte, North Carolina, in December 2015, earning tournament MVP honors after leading Providence Day to the event's national bracket championship.
- In the Hoodies House semifinals, Providence Day rallied to erase a 13-point deficit—and Williams delivered the game-winning basket—as the Chargers upset defending Georgia Class 6A champion Wheeler High School (ranked No. 21 by *USA TODAY*); Williams finished with 13 points, five rebounds and two assists in the 62-60 win.
- Fellow Providence Day seniors Josh Howard (Brown) and Isaac Johnson (Appalachian State) also signed Division I basketball scholarships.
- Williams—who played his AAU basketball with the CP3 All-Stars, coached by John Adams and Art Wade—entered his senior campaign having already scored more than 1,100 career points.
- As a junior in 2014-15, Williams averaged 18 points, 9.6 rebounds, 2.3 blocks and 2.7 assists per game. The Chargers posted a 25-5 record and reached the 2015 NCISAA semifinals while playing one of the toughest schedules in the Charlotte area.
- His junior-year honors included being selected to the Associated Press All-State Team as well as being named the *Charlotte Observer's* 2015 Player of the Year.

#### PERSONAL

- Full name is Grant Dean Williams
- Born Nov. 30, 1998, in Houston, Texas
- Son of Gilbert Williams and Teresa Johnson
- His mother is an engineer for NASA in Houston, Texas
- An outstanding academic performer, he chose Tennessee over multiple Ivy League institutions, including Harvard and Yale
- Shortly after the conclusion of his senior hoops season, he performed a role in Providence Day's production of the popular musical "Anything Goes."
- Recipient of the Mr. & Mrs. Robert E. Butler Athletic Scholarship Fund



# BRAD WOODSON

**SOPHOMORE**

**32**

Guard • 6-0 • 178  
 Murfreesboro, Tenn.  
 Riverdale HS  
 Kinesiology

**BRAD WOOD-sihn**

Year	GP-GS	Min	Avg	Total FG-FGA	Pct	3-pt FG-FGA	Pct	FT-FTA	Pct	Rebs	Avg	PF-DQ	Ast	TO	Blk	Stl	Pts	Avg
15-16	10-0	63	6.3	2-14	.143	1-9	.111	2-2	1.000	8	0.8	6-0	3	2	0	1	7	0.7

**2015-16 - FRESHMAN**

- Earned a spot on the 2015-16 First-Year SEC Academic Honor Roll.
- Appeared in 10 games during his freshman season on Rocky Top, averaging 6.3 minutes per game.
- Knocked down his first career free throws in Tennessee's SEC Tournament win over Auburn (3/9/16), finishing the game with two points in six minutes.
- Saw 12 minutes of action at Vanderbilt (3/10/16), scoring two points on a floater in the lane following an offensive rebound.
- Recorded a steal and an assist against Arkansas (2/27/16), including a nice backdoor pass to teammate Armani Moore for a layup late in the first half.
- Played the final 18 minutes at South Carolina (2/24/16) and recorded his first career field goal when he knocked down a 3-pointer at the 14:57 mark; he also logged a season-best three rebounds in the game.
- Played two minutes in Tennessee's 71-45 home win over Auburn (2/9/16), going 0-of-1 from the field.
- Saw action late at TCU (1/30/16), attempting two field goals and pulling down an offensive rebound.
- Played five minutes in Tennessee's 80-75 win at Mississippi State (1/16/16).
- Made his Tennessee debut vs. Florida Atlantic (12/16/15), tallying one rebound and one assist in seven minutes.

**HIGH SCHOOL**

- Graduated from Riverdale High School in Murfreesboro, Tennessee, where he was coached by his father, Kevin Woodson.
- Earned first-team *Daily News Journal* All-Area Team honors as a senior in 2015 after averaging 15.8 points per game.
- Shot 46 percent from the field and 35.6 percent from the 3-point line during his senior season.
- Garnered honorable mention on the 2015 Tennessee Prep Hoops 4AAA All-Region Team.
- Finished his career ninth on Riverdale's all-time career scoring list (1,083 points).
- One of Woodson's assistant coaches at Riverdale was former UT basketball manager Jay Spurlock, who earned a varsity service letter from the Vols in 2010.
- Also played third base for Riverdale's varsity baseball team, which won district, region and substate championships when he was a junior in 2014 (32 total wins).
- Garnered All-District recognition in both basketball and baseball as a junior and senior.
- Served as Fellowship of Christian Athletes (FCA) President.
- Graduated with honors and was a member of the National Honor Society and Mu Alpha Theta.
- Had perfect attendance from kindergarten through high school.

**PERSONAL**

- Full name is James Bradley Woodson
- Born Sept. 19, 1996, in Murfreesboro, Tennessee
- Son of Kevin and Mary Woodson
- Has an older sister, Brooke, who attends Middle Tennessee State University

**WOODSON'S CAREER HIGHS**

<b>Points</b> .....	3 at South Carolina (2/24/16)	<b>FGs Made</b> .....	1 (2x), last at Vanderbilt (3/1/16)
<b>Rebounds</b> .....	3 at South Carolina (2/24/16)	<b>FGs Attempted</b> .....	5 at South Carolina (2/24/16)
<b>Assists</b> .....	1 (3x), last vs. Auburn (3/9/16)	<b>3FGs Made</b> .....	1 at South Carolina (2/24/16)
<b>Blocks</b> .....	N/A	<b>3FGs Attempted</b> .....	1 at South Carolina (2/24/16)
<b>Steals</b> .....	1 vs. Arkansas (2/27/16)	<b>FTs Made</b> .....	2 vs. Auburn (3/9/16)
<b>Minutes</b> .....	18 at South Carolina (2/14/16)	<b>FTs Attempted</b> .....	2 vs. Auburn (3/9/16)

OUTLOOK

PLAYERS

STAFF

REVIEW

RESULTS

RECORDS

HONORS

POSTSEASON

VOLMANAC

MEDIA INFO




INDIVIDUAL GAME-BY-GAME STATISTICS

**KYLE ALEXANDER**

2015-16	St	FG	3P	FT	Reb	F	Pt	A	To	Bk	S	M
UNC Asheville	0-0	0-0	0-0	0-3-3	1	0	0	0	0	0	0	0
at Georgia Tech	0-0	0-0	0-0	0-2-2	0	0	0	0	0	0	0	0
Marshall	0-0	0-0	0-0	0-0-0	0	0	0	0	0	0	0	3
Gardner-Webb	0-0	0-0	1-2	1-0-1	1	1	0	0	0	0	0	3
Army West Point	1-1	0-0	0-0	1-1-2	4	2	0	0	0	0	1	8
vs. GW	0-0	0-0	0-0	0-0-0	1	0	0	0	0	0	0	5
vs. Nebraska	1-1	0-0	0-0	1-4-5	1	2	0	0	0	0	0	15
at Butler	0-0	0-0	0-0	0-0-0	2	0	0	0	0	0	0	15
Florida Atlantic	2-3	0-0	2-2	2-3-5	4	6	0	1	1	0	2	22
vs. Gonzaga	0-2	0-0	2-2	4-2-6	1	2	0	0	1	0	2	22
ETSU	f 1-2	0-0	1-2	1-1-2	1	5	0	1	0	1	0	16
Tennessee State	f 0-0	0-0	0-0	0-0-0	0	0	0	0	0	0	0	4
at Auburn				DNP								
Florida	0-0	0-0	0-0	0-1-1	2	0	0	2	0	0	0	5
Texas A&M	0-0	0-0	0-0	0-0-0	0	0	0	0	0	0	0	2
at Georgia	0-0	0-0	0-0	1-0-1	2	0	0	1	0	1	0	10
at Mississippi St.	0-0	0-0	0-0	2-0-2	2	0	0	0	0	0	0	7
Vanderbilt	0-0	0-0	0-1	0-1-1	0	2	0	0	3	0	3	10
South Carolina	1-1	0-0	0-1	3-3-6	3	2	0	2	1	0	8	8
at Alabama	1-2	0-0	0-0	1-2-3	0	2	0	0	0	0	1	11
at TCU	1-5	0-0	2-2	4-7-11	3	4	1	1	6	0	3	31
Kentucky	f 1-1	0-0	0-0	0-1-1	1	0	0	1	0	0	0	12
at Arkansas	f 2-4	0-0	0-1	2-1-3	3	4	0	1	1	2	1	18
Auburn	f 1-2	0-0	1-2	2-3-5	1	3	0	0	1	0	1	13
at Missouri	f 2-3	0-0	2-2	4-3-7	3	6	0	1	0	0	0	25
at Kentucky	f 1-1	0-0	2-4	2-0-2	3	4	0	0	0	0	0	14
LSU	f 1-1	0-0	0-0	2-2-4	3	3	0	4	0	0	0	13
at South Carolina	f 0-3	0-0	0-0	6-3-9	2	0	0	0	0	0	1	18
Arkansas	f 1-3	0-0	2-2	4-4-8	3	4	0	0	4	0	2	22
at Vanderbilt	f 0-1	0-0	0-0	1-1-2	3	0	0	1	0	0	0	22
Ole Miss	0-1	0-0	0-0	3-1-4	2	0	0	0	1	0	9	9
vs. Auburn	0-0	0-0	0-2	0-2-2	2	0	0	0	2	0	8	8
vs. Vanderbilt				DNP								
vs. LSU	0-0	2-5	1-2	2-1-3	1	1	1	0	0	0	0	10

**LUCAS CAMPBELL** (only games played listed)

2015-16	St	FG	3P	FT	Reb	F	Pt	A	To	Bk	S	M
Florida Atlantic	0-0	0-0	0-0	5-1-6	0	0	0	0	0	0	0	1
Auburn	0-0	0-0	0-0	2-2-4	1	0	0	1	0	0	0	2
Ole Miss	0-0	0-0	0-0	6-3-9	0	0	0	0	0	0	0	1
vs. Auburn	1-3	1-2	0-0	1-0-1	0	3	0	0	0	0	0	4



**KYLE ALEXANDER**

**LEW EVANS**

2013-14 (at Tulsa)	St	FG	3P	FT	Reb	F	Pt	A	To	Bk	S	M
Oral Roberts	0-0	0-0	0-0	0-2-2	0	0	1	0	0	0	0	10
at Missouri State	f 3-4	3-4	0-0	0-3-3	4	9	0	1	0	0	0	13
Wichita State	f 2-3	1-2	1-5	2-0-2	3	6	0	0	0	0	0	18
at Creighton	f 0-2	0-2	0-0	0-0-0	5	0	0	1	0	0	0	10
vs. Indiana State	f 3-7	2-3	1-2	3-6-9	2	9	2	2	0	0	0	28
vs. TCU	f 2-7	0-4	0-0	1-2-3	3	4	1	1	1	1	1	25
vs. Green Bay	f 1-5	1-3	2-2	0-3-3	2	5	2	2	2	0	0	21
Texas Southern	f 3-6	1-3	0-1	3-3-6	4	7	0	1	0	1	0	18
UALR	f 2-4	1-2	1-4	1-4-5	4	6	1	2	0	1	0	120
at Oklahoma	f 3-7	1-4	0-0	1-4-5	4	7	1	0	0	0	0	15
Grand Canyon	f 1-3	4-6	4-6	0-0-0	4	7	0	1	0	0	0	19
at TCU	f 2-6	0-3	0-0	0-1-1	4	4	0	2	0	0	0	17
at Maryland	f 1-5	1-4	0-0	0-4-4	3	3	1	0	0	0	0	20
Cal State Fullerton	f 1-3	1-2	3-4	0-2-2	3	6	2	1	1	0	0	16
Tulane	f 4-12	3-6	3-3	0-2-2	2	14	1	0	0	0	0	26
Southern Miss	f 3-6	0-3	0-0	3-3-6	4	6	3	0	0	0	0	28
at Charlotte	f 0-8	0-7	2-3	1-10-11	5	2	1	2	0	1	0	39
at Marshall	f 2-6	0-2	0-0	2-4-6	5	4	0	2	0	1	0	10
MTSU	f 4-8	1-4	3-3	3-8-11	2	12	1	1	0	0	0	35
UAB	f 2-5	2-4	0-2	1-5-6	3	6	0	0	0	0	1	30
North Texas	f 3-5	2-3	0-0	1-1-2	1	8	2	1	0	0	1	21
at Louisiana Tech	f 1-5	1-5	0-0	1-6-7	4	3	1	1	0	0	0	20
at Rice	f 1-4	0-2	2-3	0-0-0	2	4	1	1	0	0	0	19
East Carolina	1-5	0-4	0-0	0-5-5	2	2	1	3	0	0	0	24
Old Dominion	3-3	3-3	0-0	0-2-2	3	9	0	2	0	0	0	15
at FAU	2-6	0-3	2-2	1-4-5	3	6	0	2	0	0	0	21
at FIU	3-4	2-3	0-0	0-2-2	4	8	0	2	0	0	1	17
at UTEP	0-6	0-3	0-0	1-2-3	5	0	0	3	0	0	0	19
UTSA	1-8	0-6	0-0	1-3-4	4	2	0	1	0	0	0	26
at North Texas	2-4	1-3	0-1	0-2-2	3	5	0	0	0	0	0	19
vs. Tulane	3-7	0-3	1-2	2-4-6	2	7	0	1	0	1	0	120
vs. MTSU	3-8	0-3	0-0	1-4-5	4	6	0	0	0	0	0	24
vs. Louisiana Tech	0-3	0-0	0-0	3-3-6	3	0	0	0	0	1	2	16
vs. UCLA	1-8	1-6	0-0	1-3-4	2	3	0	1	0	0	0	20

**2015-16 (at Utah St.) St FG 3P FT Reb F Pt A To Bk S M**

at Weber State	7-9	1-1	2-5	4-1-5	4	17	2	2	0	0	0	21
Adams State	1-4	0-1	4-4	1-1-2	1	6	5	1	1	0	0	12
Union	3-6	1-2	0-0	1-1-2	1	7	2	1	0	0	0	18
Utah Valley	6-11	1-3	2-2	5-9-14	4	15	3	1	0	0	0	20
at Duke	2-9	0-1	4-4	1-2-3	2	8	0	0	0	0	0	21
at Missouri State	f 3-9	0-1	1-2	2-9-11	0	7	0	3	1	0	26	
at BYU	1-4	0-1	7-10	1-7-8	4	9	1	2	0	1	17	
UC Irvine	2-6	2-3	2-2	6-2-8	4	8	1	2	0	1	20	
UT Rio Grande Valley	f 4-9	0-1	4-6	2-3-5	1	12	1	0	0	0	120	
Idaho State	f 2-4	0-0	2-2	2-4-6	2	6	0	3	0	1	19	
North Dakota St.	f 3-4	0-0	4-4	2-1-3	2	10	0	3	0	1	18	
at San José State	f 2-6	0-1	2-2	1-5-6	4	6	1	2	0	0	23	
San Diego State	f 4-7	4-6	10-12	1-10-11	3	22	0	4	0	0	32	
Boise State	f 2-9	1-6	0-0	0-4-4	2	5	0	2	0	1	23	
at New Mexico	f 0-7	0-6	0-0	1-1-2	3	0	0	1	0	0	15	
at Colorado St.	5-6	2-2	0-0	1-1-2	3	12	1	1	1	1	19	
UNLV	3-10	2-5	4-6	3-4-7	4	12	1	0	0	0	21	
at San Diego St.	1-3	1-2	0-0	0-1-1	3	3	1	2	1	1	13	
Nevada	2-3	0-1	0-1	2-2-4	1	4	0	1	0	0	17	
at Boise State	2-4	1-2	3-5	2-4-6	1	8	2	3	0	0	23	
at Wyoming	0-1	0-0	0-2	1-4-5	3	0	0	1	0	1	14	
New Mexico	f 3-7	3-5	6-10	1-5-6	2	15	1	5	1	0	31	
Colorado State	f 3-8	1-4	0-2	1-4-5	4	7	1	0	0	1	32	
at Fresno State	f 2-8	1-5	1-2	0-6-6	1	6	2	2	0	1	28	
at Nevada	f 4-11	1-2	2-2	7-4-11	4	11	0	1	0	0	29	
San José State	f 2-2	0-0	3-5	2-5-7	2	7	3	3	1	1	29	
at Air Force	f 1-6	1-4	1-2	3-1-4	1	4	2	1	0	0	14	
Fresno State	3-6	1-3	3-3	2-3-5	1	10	1	3	0	0	18	
vs. Wyoming	f 0-1	0-1	0-0	1-2-3	3	0	1	0	0	0	17	
vs. San Diego State	f 4-8	2-4	5-6	1-6-7	4	15	0	2	0	0	32	

**ROBERT HUBBS III** (only games played listed for 2013-14)

2013-14	St	FG	3P	FT	Reb	F	Pt	A	To	Bk	S	M
at Xavier	0-4	0-2	0-0	0-1	0	0	0	0	0	0	0	12
USC Upstate	2-5	2-2	0-0	0-0	0	6	0	0	0	0	0	13
The Citadel	5-11	0-3	3-4	2-2	4	13	1	1	0	1	21	
Tennessee State vs. UTEP	3-8	1-3	2-2	2-2	4	9	0	0	1	0	20	
vs. UTEP	1-6	0-2	0-0	1-0	1	2	1	2	0	0	13	
vs. Xavier	2-8	1-4	0-0	1-1	2	5	2	1	0	0	22	
vs. Wake Forest	3-7	1-3	0-0	1-1	2	7	0	0	1	0	24	
Tennessee Tech	1-7	1-4	0-0	0-1	1	3	0	0	0	0	19	
at Wichita State	1-2	1-2	0-2	1-1	1	3	0	0	0	0	17	
NC State	2-7	0-4	0-0	0-0	2	4	0	1	2	1	20	
Morehead State	2-4	1-1	0-0	0-1	1	5	2	2	0	0	21	
Virginia	1-6	1-2	0-0	0-0	1	3	2	0	0	0	17	

**2014-15**

2014-15	St	FG	3P	FT	Reb	F	Pt	A	To	Bk	S	M
vs. VCU	g 2-4	0-1	0-1	0-0	0-0	4	4	0	1	0	0	19
Texas Southern	1-3	0-1	0-0	1-1	3	2	1	1	0	0	7	
vs. Santa Clara	2-6	0-2	0-0	0-2	1	4	0	0	0	0	21	
vs. Kansas	1-4	0-0	0-1	3-0	3	2	2	0	0	1	25	
vs. Marquette	g 3-5	1-2	1-1	0-0	0	8	0	1	0	0	18	
Kansas State	2-5	1-3	1-2	1-0	1	6	0	0	0	0	17	
Butler	0-1	0-1	1-2	0-1	0	1	0	0	0	0	10	
at NC State	0-1	0-0	0-0	0-1	1	0	1	0	0	0	13	
Tennessee Tech	0-3	0-1	0-0	2-0	1	0	0	0	0	0	6	
Mercer	3-6	0-1	3-4	1-1	2	9	1	1	0	2	19	
Tennessee State	4-7	3-6	0-0	0-5	1	11	3	0	1	1	24	
ETSU	3-7	1-3	1-2	0-2	0	8	4	0	1	1	28	
at Mississippi St.	2-5	1-3	3-4	0-1	1	8	2	0	0	0	21	
Alabama	2-10	1-4	0-0	0-4	2	5	0	2	0	0	30	
Arkansas	g 6-7	2-2	2-2	0-2	0	16	0	1	0	2	28	
at Missouri	g 2-8	0-1	2-2	2-6	8	6	0	1	0	0	28	
at South Carolina	g 3-6	2-4	0-0	2-2	4	8	0	0	0	0	24	
Texas A&M	g 4-8	2-6	2-2	2-2	4	12	0	4	0	0	28	
at Arkansas	g 6-11	2-3	1-2	2-2	1	15	0	0	0	1	31	
Auburn	g 2-6	1-3	0-0	2-1	3	5	1	0	0	1	32	
Mississippi State	g 2-7	0-4	0-0	2-1	3	2	4	1	1	0	31	
at Georgia	g 6-12	1-4	2-2	3-3	6	2	15	1	0	1	33	
at Vanderbilt	g 4-8	1-3	0-0	2-5	7	4	9	1	2	1	34	
LSU	g 1-6	1-5	0-0	0-3	3	3	1	0	0	0	32	
Kentucky	g 1-6	0-2	0-0	2-3	5	3	2	1	3	0	24	
at Ole Miss	g 2-6	1-3	0-0	1-2	3	1	5	1	1	0	129	
Vanderbilt	g 4-8	1-4	0-0	1-3	4	1	9	2	0	0	29	
at Florida	g 2-5	0-2	0-0	0-2	1	4	1	4	0	1	33	
at LSU	g 4-8	2-2	2-2	1-1	2	12	1	1	0	0	29	
South Carolina	g 5-11	2-5	2-2	1-1	2	14	0	2	0	0	26	
vs. Vanderbilt	g 6-13	3-7	1-2	1-0	1	16	1	0	0	0	34	
vs. Arkansas	g 3-12	2-5	0-0	4-0	4	8	2	0	0	0	35	

**2015-16**

2015-16	St	FG	3P	FT	Reb	F	Pt	A	To	Bk	S	M
UNC Asheville	g 8-12	1-3	1-1	0-0	0	2	18	0	0	1	1	30
at Georgia Tech	g 6-16	0-2	1-1	2-3	5	13	3	1	0	0	0	36
Marshall	7-14	0-2	5-5	3-2	5	19	1	1	0	2	28	
Gardner-Webb	g 8-14	0-2	1-3	2-4	6	17	4	0	0	0	36	
Army West Point	g 6-12	2-2	0-0	1-1	2	14	1	0	0	0	32	
vs. GW	g 6-16	1-4	0-0	2-2	4	13	2	0	0	0	26	
vs. Nebraska	g 5-10	1-3	2-3	1-3	4	2	13	0	1	0	134	
at Butler				INJ								
Florida Atlantic				INJ								
vs. Gonzaga	1-6	1-3	0-0	0-1	1	2	3	1	1	0	0	19
ETSU	5-12	0-3	1-3	2-5	7	2	11	0	0	0	1	30
Tennessee State	2-10	0-2	4-5	3-1	4	8	3	1	0	1	28	
at Auburn	6-10	0-0	1-1	1-2	3	5	13	2	1	0	0	24
Florida	g 6-15	0-2	0-0	1-8	9	1	12	2	1	0	0	32
Texas A&M	g 5-9	0-1	0-0	2-2	4	10	5	2	0	2	28	
at Georgia	g 2-4	0-1	5-6	1-5	6	1	9	2	0	0	1	32
at Mississippi St.	g 6-8	0-0	2-4	0-5	5	1	14	1	0	0	0	30
Vanderbilt	g 4-14	0-1	2-2	3-4	7	3	10	2	0	0	1	26
South Carolina	g 2-8	0-1	8-8	4-4	8	1	12	0	2	0	1	28
at Alabama	g 5-12	0-2	3-3	1-2	3	2	13	1	2	0	0	35
at TCU	g 1-7	0-1	0-0	0-0	4	2	0	0	0	0	0	21
Kentucky	2-6	0-0	4-6	4-0	4	2	8	0	1	0	0	25
at Arkansas	1-4	0-0	0-0	0-1	0	2	0	0	1	0	0	16

Auburn	7-12	1-1	5-6	3-2	5	1	20	0	1	0	1	25
at Missouri	1-3	0-1	0-1	0-1	0	2	1	2	0	0	0	19
at Kentucky	2-8	0-0	0-0	2-0	2	1	4	0	0	0	0	19
LSU	g 8-13	0-0	3-5	3-4	7	0	19	2	0	0	1	36
at South Carolina	g 1-3	1-2	0-0	0-0	0	1	3	2	1	0	0	17
Arkansas				INJ								
at Vanderbilt				INJ								
Ole Miss	0-2	0-1	0-0	1-1	2	1	0	0	0	0	0	6
vs. Auburn	3-4	1-2	0-0	1-2	3	7	2	2	0	0	0	20
vs. Vanderbilt	4-8	1-1	1-2	3-1	4	0	10	0	0	0	0	29
vs. LSU	8-11	1-3	2-4	1-4	5	3	19	1	1	0	0	34

**DETRICK MOSTELLA**

2014-15	St	FG	3P	FT	Reb	F	Pt	A	To	Bk	S	M
vs. VCU	5-13	3-8	4-6	0-0	0	4	17	0	4	0	1	22
Texas Southern	3-6	0-2	0-0	0-1	1	3	6	0	1	0	0	17
vs. Santa Clara	0-1	0-1	2-3	1-2	3	2	1	2	0	0	0	12
vs. Kansas	4-10	4-8	1-1	0-0	0	2	13	0	0	0	1	17
vs. Marquette	1-6	1-5	0-0	0-1	0	3	1	1	0	0	0	12
Kansas State	1-3	0-1	3-4	0-0	0	1	5	1	2	0	0	15
Butler	1-4	0-2	1-2	0-0	0	2	3	1	2	0	0	14
at NC State	3-9	3-6	0-0	1-3	4	2	9	1	0	0	0	23
Tennessee Tech	2-6	0-2	0-0	1-1	2	4	2	2	0	0	0	20
Mercer	g 0-2	0-2	0-0	2-2	4	2	0	1	1	0	1	14
Tennessee State	0-5	0-5	2-2	0-1	1	3	2	1	2	0	0	17
ETSU	1-4	1-3	0-0	0-2	1	3	0	0	0	0	0	16
at Mississippi St.	2-4	2-3	0-0	0-1	1	6	0	1	0	1	0	13
Alabama	0-1	0-1	0-0	0-0	0	0	0	0	3	0	0	8
Arkansas	2-4	2-3	0-0	0-1	1	6	1	2	0	0	0	13
at Missouri	0-4	0-2	0-0	1-0	1	0	1	0	0	0	0	9
at South Carolina	2-5	2-5	0-0	0-1	1	6	0	0	0	0	0	12
Texas A&M	0-3	0-2	0-0	0-1	1	0	1	0	0	0	0	9
at Arkansas	1-3	1-2	0-0	1-1	1	3	0	2	0	0	0	9
Auburn	0-1	0-1	0-0	0-0	0	0	0	0	0	0	0	4
Mississippi State	0-0	0-0	0-0	0-0	0	0	0	0	0	0	0	3
at Georgia	1-2	1-1	0-0	0-0	0	3	0	1	0	0	0	12
at Vanderbilt	0-4	0-3	0-0	0-0	0	0	0	0	0	0	0	25
LSU	3-6	1-1	1-2	1-0	1	0	8	1	1	0	2	9
Kentucky	0-6	0-4	0-0	0-0	0	0	0	0	1	0	1	8



**DETRICK MOSTELLA**

OUTLOOK

PLAYERS

STAFF

REVIEW

RESULTS

RECORDS

HONORS

POSTSEASON

VOLMANAC

MEDIA INFO



# PLAYERS

at Ole Miss	0-2	0-1	0-0	0-1-1	0	0	0	1	0	0	6
Vanderbilt	DNP										
at Florida	2-5	1-3	0-0	0-0-0	1	5	0	0	0	1	15
at LSU	0-2	0-2	0-0	0-0-0	0	0	1	0	0	0	12
South Carolina	0-2	0-2	0-0	0-0-0	0	0	0	1	0	0	4
vs. Vanderbilt	0-0	0-0	0-0	0-0-0	0	0	1	0	0	0	3
vs. Arkansas	0-0	0-0	0-0	0-0-0	1	0	0	0	0	0	1

2015-16	St	FG	3P	FT	Reb	F	Pt	A	To	Bk	S	M
UNC Asheville		0-1	0-1	0-0	0-0-0	0	0	2	1	0	0	7
at Georgia Tech		3-6	2-4	1-2	2-4-6	1	9	0	3	0	0	23
Marshall	g	3-11	1-7	0-0	0-4-4	0	7	3	1	0	0	19
Gardner-Webb		1-5	1-5	0-0	0-3-3	3	3	3	3	0	0	23
Army West Point		0-2	0-1	0-0	0-4-4	1	0	0	2	0	0	14
vs. GW		0-2	0-1	0-0	0-0-0	1	0	1	1	0	0	7
vs. Nebraska		2-8	1-4	1-2	1-1-2	3	6	4	2	0	1	21
at Butler		0-0	0-0	0-0	0-0-0	0	0	0	0	0	0	3
Florida Atlantic		1-4	1-4	4-5	0-4-4	0	6	1	0	0	0	13
vs. Gonzaga		5-9	2-3	1-3	0-0-0	3	13	0	1	0	0	13
ETSU		5-13	2-6	5-7	0-2-2	2	17	4	1	0	0	27
Tennessee State		6-10	2-4	2-3	1-2-3	1	16	0	2	0	2	22
at Auburn		2-7	1-6	0-0	0-1-1	3	5	1	1	0	1	17
Florida		3-5	1-3	3-3	0-2-2	2	10	1	1	0	0	19
Texas A&M		4-6	3-5	0-0	0-1-1	2	11	0	3	0	1	17
at Georgia		6-11	4-7	0-0	0-1-1	5	16	1	0	0	1	18
at Mississippi St.	g	8-17	5-11	3-4	1-2-3	3	24	0	2	0	3	35
Vanderbilt		2-13	1-7	3-4	1-0-1	3	8	1	1	0	0	25
South Carolina		3-7	2-5	2-2	0-2-2	2	10	1	1	0	0	26
at Alabama		2-9	1-5	0-0	0-0-0	5	0	2	0	0	0	13
at TCU		3-9	2-7	1-2	0-1-1	4	9	0	4	0	0	19
Kentucky		4-7	2-3	3-3	0-2-2	1	13	3	0	0	0	29
at Arkansas		2-11	1-7	2-2	3-2-5	2	7	0	1	1	0	26
Auburn		3-5	2-3	2-3	0-1-1	3	10	0	3	0	0	19
at Missouri		0-4	0-3	2-3	1-0-1	1	2	0	0	0	0	11
at Kentucky		1-3	0-1	0-0	0-5-5	2	2	1	1	0	0	26
LSU	g	4-10	2-7	0-0	0-4-4	1	10	1	3	0	1	20
at South Carolina	g	0-3	0-3	0-0	0-0-0	2	0	0	0	0	0	9
Arkansas		1-8	1-6	0-0	0-1-1	2	3	0	1	0	0	13
at Vanderbilt		2-4	2-2	0-0	0-1-1	2	6	0	2	0	0	17
Ole Miss		1-8	0-5	3-4	1-3-4	1	5	3	0	0	0	25
vs. Auburn		6-12	1-5	4-4	0-3-3	4	17	4	0	0	1	24
vs. Vanderbilt		7-18	2-8	2-4	3-3-6	2	18	3	2	1	0	31
vs. LSU		5-14	3-8	6-8	0-1-1	4	19	2	2	0	1	36

## SHEMBARI PHILLIPS

2015-16	St	FG	3P	FT	Reb	F	Pt	A	To	Bk	S	M
UNC Asheville		1-3	0-1	0-0	0-0-0	1	2	0	0	1	1	15
at Georgia Tech		DNP										
Marshall		0-0	0-0	0-0	0-1-1	0	0	1	1	0	0	3
Gardner-Webb		0-0	0-0	0-0	0-1-1	3	0	3	2	0	0	5
Army West Point		2-3	1-1	0-0	0-0-0	0	5	1	0	0	1	9
vs. GW		1-8	0-2	0-0	1-0-1	3	2	1	0	1	0	19
vs. Nebraska		0-1	0-0	2-2	0-0-0	0	2	0	1	0	0	2
at Butler		2-3	2-3	2-2	0-2-2	3	8	0	1	1	0	18
Florida Atlantic		1-2	0-0	0-0	1-0-1	0	2	0	4	0	0	15
vs. Gonzaga		0-0	0-0	0-0	0-0-0	1	0	0	0	1	0	3
ETSU		1-2	0-0	0-0	0-1-1	0	2	0	1	0	0	3
Tennessee State		0-1	0-1	1-2	0-2-2	0	1	0	0	0	0	13
at Auburn		0-3	0-1	0-0	0-0-0	1	0	0	2	0	0	9
Florida		0-1	0-0	3-4	0-1-1	1	3	0	0	0	1	11
Texas A&M		6-9	0-9-10	1-1-2	3	15	0	1	0	0	0	18
at Georgia		1-3	0-0	1-1	0-0-0	2	3	0	2	0	0	8
Mississippi State		1-2	1-2	0-0	0-2-2	3	3	0	1	0	0	10
Vanderbilt		1-2	0-1	2-2	0-1-1	3	4	1	0	0	1	9
South Carolina		0-0	0-0	2-2	0-0-0	0	2	0	1	0	0	1
at Alabama		1-1	1-1	0-0	0-0-0	0	3	1	0	0	0	4
at TCU		2-6	1-4	1-2	3-2-5	4	6	1	1	0	1	17
Kentucky		2-2	1-1	0-0	0-2-2	4	5	0	0	1	0	13
at Arkansas		4-9	3-6	1-2	0-0-0	5	12	3	0	0	0	23
Auburn	g	2-9	0-2	2-2	1-5-6	1	6	1	0	0	1	31
at Missouri	g	4-7	2-4	0-0	1-3-4	5	10	2	0	0	0	32
at Kentucky	g	2-5	1-1	2-2	1-1-2	4	7	0	1	0	0	26
LSU	g	5-9	1-3	2-4	1-5-6	3	13	4	2	0	0	38

at South Carolina	g	7-15	2-7	0-3	0-5-5	4	16	4	6	0	1	36
Arkansas	g	6-14	1-2	0-0	1-2-3	3	13	2	1	0	0	32
at Vanderbilt	g	8-17	4-5	3-3	1-6-7	2	23	2	5	0	0	37
Ole Miss	g	1-6	0-4	0-0	1-1-2	4	2	1	5	0	1	30
vs. Auburn	g	1-2	0-1	3-4	1-1-2	4	5	2	2	0	0	25
vs. Vanderbilt	g	0-2	0-1	0-0	0-0-0	0	0	1	1	0	0	9
vs. LSU	g	1-3	0-2	0-0	0-2-2	3	2	0	2	0	0	11

## ADMIRAL SCHOFIELD

2015-16	St	FG	3P	FT	Reb	F	Pt	A	To	Bk	S	M
UNC Asheville		1-3	0-1	0-0	1-3-4	3	2	2	1	2	0	10
at Georgia Tech		DNP										
Marshall		0-1	0-0	0-0	1-0-1	1	0	1	0	0	1	4
Gardner-Webb		1-1	0-0	0-0	0-2-2	2	2	0	0	0	0	6
Army West Point		1-2	0-1	0-0	0-1-1	2	2	0	1	1	0	5
vs. GW		DNP										
vs. Nebraska		3-7	2-3	4-4	0-1-1	4	12	0	0	0	0	15
at Butler	f	6-7	1-2	3-3	3-4-7	3	16	2	0	0	0	35
Florida Atlantic	f	2-5	0-2	1-1	1-3-4	3	5	1	0	0	1	18
vs. Gonzaga	f	1-4	1-2	0-0	0-3-3	5	3	0	0	1	0	18
ETSU	f	1-4	1-2	0-0	0-1-1	1	3	1	0	0	0	8
Tennessee State	f	1-4	1-3	0-0	0-3-3	2	3	0	1	0	0	11
at Auburn	f	9-19	2-6	2-3	5-3-8	3	22	1	1	1	1	25
Florida	f	8-14	1-4	0-0	2-6-8	1	17	1	1	0	1	31
Texas A&M	f	6-9	3-6	1-2	1-5-6	4	16	0	0	0	1	25
at Georgia	f	0-3	0-2	2-2	0-1-1	3	2	0	0	0	0	14
at Mississippi St.	f	0-3	0-1	0-0	0-1-3	0	3	0	2	1	0	16
Vanderbilt	f	2-8	0-2	0-0	2-2-4	5	4	1	0	0	0	22
South Carolina	f	2-3	1-1	2-2	1-2-3	3	7	1	2	0	0	22
at Alabama	f	4-10	2-7	0-0	1-5-6	3	10	0	1	0	1	21
at TCU	f	2-6	1-4	0-0	3-5-8	1	5	2	1	0	0	19
Kentucky	f	2-6	1-4	6-6	3-5-8	2	11	2	1	0	0	28
at Arkansas	f	2-5	1-2	0-0	3-2-5	3	5	1	0	0	0	18
Auburn		2-8	0-3	1-1	3-1-4	3	5	2	1	0	1	15
at Missouri	0-3	0-2	0-0	0-2-2	4	0	0	0	1	0	0	7
at Kentucky		2-6	0-1	0-1	1-2-3	2	4	0	0	0	0	17
LSU		3-6	0-3	2-2	0-2-2	0	8	0	3	0	1	15
at South Carolina		2-6	1-4	2-2	0-1-1	4	7	1	1	1	1	23
Arkansas	f	6-13	1-3	2-2	2-7-9	3	15	2	1	0	1	33
at Vanderbilt	f	6-9	0-1	0-0	2-1-3	3	12	0	0	0	1	21
Ole Miss	f	4-8	2-3	2-2	0-6-6	2	12	4	0	1	1	32
vs. Auburn	f	4-6	2-3	2-2	1-1-2	3	12	2	0	1	0	18
vs. Vanderbilt	f	5-12	0-2	2-2	4-3-7	3	12	0	1	1	0	29
vs. LSU	f	4-6	1-3	1-2	3-2-5	4	10	0	3	0	1	15

## BRAD WOODSON *(only games played listed)*

2015-16	St	FG	3P	
---------	----	----	----	--





TENNESSEE BASKETBALL MEDIA GUIDE

# STAFF





# RICK BARNES

► BARNES' HEAD COACHING RECORD

@RickBarnesUT

Year	School	Overall	Conference	Finish	Postseason	Ranking
1987-88	George Mason	20-10 .667	9-5 .643	T-2nd		-/-
1988-89	Providence	18-11 .621	7-9 .438	T-6th	NCAA Tournament First Round	-/-
1989-90	Providence	17-12 .586	8-8 .500	T-6th	NCAA Tournament First Round	-/-
1990-91	Providence	19-13 .594	7-9 .438	T-7th	NIT Quarterfinals	-/-
1991-92	Providence	14-17 .452	6-12 .333	9th		-/-
1992-93	Providence	20-13 .606	9-9 .500	T-4th	NIT Semifinals	-/-
1993-94	Providence	20-10 .667	10-8 .556	T-4th	NCAA Tournament First Round	-/-
1994-95	Clemson	15-13 .536	5-11 .313	T-6th	NIT First Round	-/-
1995-96	Clemson	18-11 .621	7-9 .438	6th	NCAA Tournament First Round	-/-
1996-97	Clemson	23-10 .697	9-7 .563	4th	NCAA Tournament Sweet Sixteen	14/8
1997-98	Clemson	18-14 .563	7-9 .438	T-4th	NCAA Tournament First Round	-/-
1998-99	Texas	19-13 .594	13-3 .813	1st	NCAA Tournament First Round	-/-
1999-00	Texas	24-9 .727	13-3 .813	2nd	NCAA Tournament Second Round	15/21
2000-01	Texas	25-9 .735	12-4 .750	T-2nd	NCAA Tournament First Round	18/-
2001-02	Texas	22-12 .647	10-6 .625	T-3rd	NCAA Tournament Sweet Sixteen	-/T18
2002-03	Texas	26-7 .788	13-3 .813	2nd	NCAA Tournament Final Four	5/3
2003-04	Texas	25-8 .758	12-4 .750	T-2nd	NCAA Tournament Sweet Sixteen	12/10
2004-05	Texas	20-11 .645	9-7 .563	T-5th	NCAA Tournament First Round	-/-
2005-06	Texas	30-7 .811	13-3 .813	T-1st	NCAA Tournament Elite Eight	9/9
2006-07	Texas	25-10 .714	12-4 .750	3rd	NCAA Tournament Second Round	11/16
2007-08	Texas	31-7 .816	13-3 .813	T-1st	NCAA Tournament Elite Eight	7/5
2008-09	Texas	23-12 .657	9-7 .563	T-4th	NCAA Tournament Second Round	-/23
2009-10	Texas	24-10 .706	9-7 .563	T-6th	NCAA Tournament First Round	-/-
2010-11	Texas	28-8 .778	13-3 .813	2nd	NCAA Tournament Third Round	8/16
2011-12	Texas	20-14 .588	9-9 .500	6th	NCAA Tournament Second Round	-/-
2012-13	Texas	16-18 .471	7-11 .389	7th	CBI Opening Round	-/-
2013-14	Texas	24-11 .686	11-7 .611	T-3rd	NCAA Tournament Third Round	-/-
2014-15	Texas	20-14 .588	8-10 .444	T-6th	NCAA Tournament Second Round	-/-
2015-16	Tennessee	15-19 .441	6-12 .333	12th		-/-
<b>OVERALL 29 Seasons</b>		<b>619-333 .650</b>	<b>276-203 .576</b>			



# RICK BARNES

## HEAD COACH

Second Season at Tennessee

Hickory, N.C.

Lenoir-Rhyne University, 1977

Tennessee's fortunes on the hardwood have never looked brighter, as Rick Barnes, the most decorated and accomplished head coach in school history, was handed the reins to the men's basketball program on March 31, 2015.

The marriage of Barnes' Hall of Fame-worthy résumé—highlighted by 619 career Division I head coaching wins, the ninth-most among active coaches—and Tennessee's world-class facilities, fervent fan base and outstanding athletic and academic resources, sets the Volunteers on a course to consistently compete for championships.

"Rick Barnes is an elite basketball coach in every respect," Tennessee Vice Chancellor and Director of Athletics Dave Hart said. "Rick brings an extremely impressive track record of excellence, as well as much-needed stability, to our men's basketball program. This is an exciting day for our Tennessee family."

Despite the fact that his first Tennessee squad was undersized—with an average roster height of 6-4—Barnes guided the 2015-16 Volunteers to multiple wins over ranked teams and victories over traditional rivals Florida, Kentucky and Vanderbilt.

Barnes personally worked with guard Kevin Punter Jr. on a complete mechanical overhaul of his jump shot, and that endeavor paid huge dividends for the senior, as Punter more than doubled his scoring average from his junior year and finished the season as the nation's 12th-leading scorer with 22.2 points per game. Punter's field-goal percentage also rose from .419 to .460 as he earned 2016 All-SEC honors.

In fitting with Hart's mantra of "comprehensive excellence," Barnes' commitment to his players' academic achievement cannot be overstated. His teams have posted a perfect 1,000 score in five of the last six multi-year APR reports as well as perfect single-year APR scores every year from 2005-06 through 2014-15.

Immediately prior to Barnes' arrival on Rocky Top, he oversaw a prolific, 17-year run at Texas that included 16 trips to the NCAA Tournament.

In 29 overall seasons as a Division I head coach, Barnes has led his teams to 22 total NCAA Tournament berths, six Sweet Sixteens, three Elite Eights and one Final Four in 2003.

He boasts coaching experience in Southeastern Conference (Alabama assistant, 1985-86), Big 10 (Ohio State assistant, 1986-87), Colonial Athletic Association (George Mason head coach, 1987-88), Big East (Providence head coach, 1988-1994), Atlantic Coast Conference (Clemson head coach, 1994-98) and Big 12 (Texas head coach, 1998-2015).

His success on the "power conference" sidelines is simply staggering. He coached Providence to three NCAA Tournament berths in six seasons. He then guided Clemson to the Big Dance three times in four years. And with 16 NCAA appearances during his 17-season stint at Texas,

Barnes teams have earned 19 tournament berths in the last 21 years.

Dating to 1995, every player Barnes has coached for four years has made at least three trips to the NCAA Tournament.

Not only do his players find themselves perennially positioned to play for national championships, but they also carry themselves with a top-25 swagger. During his 17 years at Texas, Barnes' teams spent 180

total weeks in the Associated Press Top 25, including 84 weeks in the Top 10. His Texas squad earned the program's first-ever No. 1 national ranking on Jan. 11, 2010. And he had previously coached Clemson to a No. 2 national ranking—the highest in that school's history—during the 1996-97 campaign.

On the flipside, Barnes has collected 98 career wins over Top-25 opponents. And his squads have toppled Top-10 teams a total of 34 times.

Nationally respected in player development, Barnes is the only coach in the nation that can claim two different National Players of the Year in the last 14 seasons (T.J. Ford in 2003 and Kevin Durant in 2007). Barnes also produced four consensus first-team All-Americans and three National Freshman of the Year honorees.

"RICK IS ONE OF THE  
**ELITE**  
COACHES IN THE GAME."

**5x**  
CONFERENCE  
COACH OF  
THE YEAR



Barnes has produced 24 total NBA Draft picks, including 14 first-round selections. Durant—who refers to Barnes as “more than a coach,” but also a “father figure”—was the No. 2 overall pick in the 2007 NBA Draft. Durant has won an NBA Most Valuable Player Award, four NBA scoring titles, the NBA Rookie of the Year Award, and an Olympic gold medal.

“I think Rick is one of the elite coaches in the game,” ESPN college basketball analyst Jay Bilas said. “There is not a better person in the game. He is a man of great character, both his athletic character and his overall character are championship level. I am thrilled for Tennessee with this hire.

“Hiring Rick brings immediate credibility and immediate stability. Rick has always been a rock in his level of his competitiveness, but at the same time being a players-first coach. He’s built programs everywhere he’s been. He’s an amazing guy.”

A native of Hickory, North Carolina, Barnes was born on July 17, 1954. He was a standout player at Hickory High, from which he graduated in 1973. Barnes moved on to Lenoir-Rhyne College (Hickory, N.C.), where he lettered for three seasons and won the Captain’s Award for Leadership as both a junior and senior. He also lettered in track.

He earned a bachelor’s degree in health and physical education from Lenoir-Rhyne in 1977 and was named the college’s Distinguished Alumnus in 1997. Barnes was inducted into the Lenoir-Rhyne College Hall of Fame on Oct. 5, 2002, and received an honorary Doctor of Humane Letters degree from Lenoir-Rhyne on May 7, 2005.

He and his wife, Candy—who is also a Hickory native—have a son, Nick, and a daughter, Carley. Carley and her husband, Josh Lickteig, have three children: Avery, Caleb and Emma.



### NBA DRAFT PICKS

YEAR	PLAYER, POS.	ROUND (OVERALL)	TEAM
1990	Abdul Shamsid-Deen, C	Second (53)	Seattle
1991	Eric Murdock, G	First (21)	Utah
1994	Dickey Simpkins, F	First (21)	Chicago
1994	Michael Smith, F	Second (35)	Sacramento
1995	Eric Williams, F	First (14)	Boston
1995	Troy Brown, F	Second (45)	Atlanta
1998	Greg Buckner, G	Second (53)	Dallas
1999	Kris Clack, F	Second (55)	Boston
2000	Chris Mihm, C	First (7)	Chicago
2002	Chris Owens, F	Second (48)	Milwaukee
2003	T.J. Ford, G	First (8)	Milwaukee
2004	Royal Ivey, G	Second (37)	Atlanta
2006	LaMarcus Aldridge, F/C	First (2)	Chicago
2006	P.J. Tucker, G/F	Second (35)	Toronto
2006	Daniel Gibson, G	Second (42)	Cleveland
2007	Kevin Durant, F	First (2)	Seattle
2008	D.J. Augustin, G	First (9)	Charlotte
2010	Avery Bradley, G	First (19)	Boston
2010	Damion James, F	First (24)	Atlanta
2010	Dexter Pittman, C	Second (32)	Miami
2011	Tristan Thompson, F	First (4)	Cleveland
2011	Jordan Hamilton, G/F	First (26)	Dallas
2011	Cory Joseph, G	First (29)	San Antonio
2015	Myles Turner, C	First (11)	Indiana

*Barnes’ 24 NBA Draft picks boast combined basketball earnings in excess of \$583 million (excluding endorsements).*

### PERSONAL INFORMATION

Born: July 17, 1954  
 Hometown: Hickory, N.C.  
 Education: Lenoir-Rhyne, 1977  
 Wife: Candy  
 Children: Nick and Carley  
 Grandchildren: Avery, Caleb and Emma

### PLAYING EXPERIENCE

1969-1973 Hickory HS  
 1973-77 Lenoir-Rhyne University

### COACHING EXPERIENCE

1977-78	North State Academy	Assistant Coach
1978-80	Davidson	Assistant Coach
1980-85	George Mason	Assistant Coach
1985-86	Alabama	Assistant Coach
1986-87	Ohio State	Assistant Coach
1987-88	George Mason	Head Coach
1988-94	Providence	Head Coach
1994-98	Clemson	Head Coach
1998-15	Texas	Head Coach
2015-	Tennessee	Head Coach

### BARNES HAS PRODUCED

24	NBA Draft Picks (14 first-rounders)
13	All-Rookie/Freshman Team selections
12	First-Team All-Conference performers
11	Conference All-Defensive Team players
8	First-Team All-Americans
5	Conference Freshmen of the Year
3	Conference Players of the Year
1	Conference Defensive Player of the Year
1	Academic All-American

### MISC. HIGHLIGHTS

- Has led his teams to 22 NCAA Tournament berths, including six Sweet Sixteens, three Elite Eights and the 2003 Final Four.
- Has recorded 95 victories over teams ranked in the Associated Press Top 25.
- Has guided his teams to 20 20-win seasons, seven 25-win campaigns and a pair of 30-win seasons.
- Has won five conference Coach of the Year awards, five NABC District Coach of the Year awards and two USBWA District Coach of the Year awards.
- 2009 Wooden Award “Legends of Coaching” honoree
- 2011 USBWA Good Guy Award
- Has signed 16 McDonald’s All-Americans



**NEW ADDITION:** The Barnes family welcomed granddaughter Emerson "Emma" Blair in May.





# ROB LANIER

## ASSOCIATE HEAD COACH

Second Season at Tennessee

Buffalo, N.Y.

St. Bonaventure, 1990

@icehandler

### PERSONAL INFORMATION

Born: July 24, 1968, in New York, N.Y.  
 Hometown: Buffalo, N.Y.  
 College: St. Bonaventure, 1990  
 Wife: Dr. Dayo Lanier  
 Children: Emory and Kai

### PLAYING EXPERIENCE

1986-90 St. Bonaventure

### COACHING EXPERIENCE

1990-91	Niagara	Graduate Assistant
1991-92	Niagara	Restricted Earnings Asst.
1992-97	St. Bonaventure	Assistant Coach
1997-99	Rutgers	Assistant Coach
1999-2001	Texas	Assistant Coach
2001-05	Siena	Head Coach
2005-07	Virginia	Assistant Coach
2007-11	Florida	Assistant Coach
2011-15	Texas	Associate Head Coach
2015-	Tennessee	Associate Head Coach

### NBA DRAFT PICKS

2000	Chris Mihm, C	Chicago (7th)
2002	Chris Owens, F	Milwaukee (48th)
2003	T.J. Ford, G	Milwaukee (8th)
2004	Royal Ivey, G	Atlanta (37th)
2008	Marreese Speights, F/C	Philadelphia (16th)
2008	Sean Singletary, G	Sacramento (42nd)
2009	Nick Calathes, G	Minnesota (45th)
2011	Chandler Parsons, F	Houston (38th)
2011	Vernon Macklin, F/C	Detroit (52nd)
2012	Bradley Beal, G	Washington (3rd)
2015	Myles Turner, C	Indiana (11th)

*Lanier signed and/or coached each player listed here*



Rob Lanier (pronounced: luh-NEER) has spent one season as associate head coach at Tennessee, but this is his eighth year working alongside head coach Rick Barnes.

In addition to boasting four years of Division I head coaching experience at Siena, the 46-year-old Lanier also has coached in the Big 12, SEC, ACC, Big East Atlantic 10 and MAAC. He has worked on the bench for eight teams that advanced to NCAA Tournament play.

Immediately prior to his hiring at Tennessee in April 2015, Lanier served four seasons as Barnes' associate head coach at Texas from 2011-15. It was Lanier's second stint on Barnes' staff in Austin.

Texas' three-man recruiting class in 2014 featured McDonald's All-American Myles Turner (No. 2 recruit by ESPN), No. 86-ranked prospect Jordan Barnett and transfer Shaquille Cleare, who was rated the No. 30 prospect nationally in 2012 by ESPN.

Texas' six-man freshman class in 2012 was ranked No. 4 nationally by ESPN and included McDonald's All-American Cameron Ridley, while the Longhorn's six-man freshman crop in 2011 was tabbed the No. 4 recruiting class in the country by ESPN and included McDonald's All-American Myck Kabongo.

In total, Lanier has played a role in signing eight McDonald's All-Americans. And 11 players that he either signed or coached have gone on to become NBA Draft Picks.

Before returning to Texas, Lanier served as assistant coach under Billy Donovan at Florida for four seasons. In those four years, Lanier helped the Gators advance to postseason play every year while posting a 99-44 (.692) cumulative record.

Florida totaled 24 and 25 victories in 2007-08 and 2008-09, respectively. In 2009-10, the Gators went 21-13 and earned an NCAA Tournament berth. Florida then registered a 29-8 mark in 2010-11, won the SEC regular-season championship (13-3 record) and advanced all the way to the NCAA Elite Eight.

Lanier's tenure at Florida was preceded by a two-year stint as an assistant coach on Dave Leitao's coaching staff at Virginia. During his second year in Charlottesville (2006-07), the Cavaliers posted a 21-11 record and advanced to the second round of the NCAA Tournament. Despite being picked to finish eighth in the conference, Virginia registered an 11-5 mark in league play and claimed a share of the ACC regular-season championship with North Carolina. It marked the first league title for the Cavaliers since 1994-95.

Lanier spent four years as the head coach at Siena from 2001-05. During that span, the Saints posted a 58-70 mark and advanced to one NCAA Tournament and one NIT.

Siena won the Metro Atlantic Athletic Conference Tournament Championship in 2002 and then defeated Alcorn

State in an NCAA Tournament opening-round game before losing to eventual national champion Maryland in the first round. During the 2002-03 campaign, Lanier guided Siena to a 21-11 record a third-place MAAC finish with a 12-6 league mark. The Saints earned a berth in the NIT, where they defeated Villanova in the opening round and Western Michigan in the first round, before falling to UAB in the second round. Siena also defeated Providence during the regular season, marking the first time in school history that the Saints had defeated two Big East teams (Villanova and Providence) in the same year.

Prior to becoming the head coaching at Siena, Lanier worked alongside Barnes as an assistant coach at Texas for two seasons from 1999-2001. During that first stint in Austin, the Longhorns recorded a two-year mark of 49-18 (.731) and advanced to a pair of NCAA Tournaments. Texas posted a 24-9 record in 1999-2000, finished second in the Big 12 with a 13-3 league mark and advanced to the second Round of the NCAA Tournament.

In April of 2000, Texas earned a No. 15 national ranking in the final Associated Press poll (best in school history at that time) and occupied a spot in the AP top 25 all season for the first time in program history.

Junior center Chris Mihm developed into one of the top players in the nation during that 1999-2000 season, earning consensus first-team All-America honors, and he was selected as the No. 7 overall pick in the 2000 NBA Draft by the Chicago Bulls (traded to the Cleveland Cavaliers on draft night).

Lanier was a vital part of Texas' recruiting success, helping the Longhorns land a consensus national top 10 signing class in 2000 that included Brian Boddicker, Royal Ivey, Jason Klotz, Brandon Mouton and James Thomas. During the 2000-01 season, Texas finished with a 25-9 record, tied for second in the Big 12 with a 12-4 league mark and advanced to the NCAA Tournament. Lanier helped mold four true freshmen and eight total newcomers into a squad that ranked No. 18 in the final AP poll.

Also in 2000-01, the Longhorns tied a school record for most home wins in a season (16-1) and defeated two AP top-10 teams at home in the same season for the first time in school history (No. 5 Illinois, No. 6 Iowa State).

Prior to Lanier's departure to take over the program at Siena, he played a major role in the recruitment of T.J. Ford, who went on to earn National Player of the Year honors with the Longhorns in 2002-03.

Lanier served as an assistant coach at Rutgers University for two seasons from 1997-99. While at Rutgers, he was instrumental in helping the Scarlet Knights secure back-to-back nationally-ranked recruiting classes. Included in Lanier's first class was guard Dahntay Jones, who went on to earn 1999 Big East All-Rookie Team honors. Jones currently plays for the NBA's Los Angeles Clippers.

Lanier's first full-time collegiate coaching experience came at his alma mater, St. Bonaventure, from 1992-97. Prior to that, he broke into the college coaching ranks as a graduate assistant and then a restricted-earnings assistant coach at Niagara from 1990-92.

Lanier received his first head coaching experience in the summer of 1995, when he led a group of American collegians on a tour of the Netherlands. He also coached summer All-Star teams in Italy (1996), Germany (1998) and Greece (1999 and 2000).

A native of Buffalo, N.Y., Lanier graduated from St. Bonaventure in 1990 with a bachelor's degree in psychology. A four-year letterman with the Bonnies who scored 868 career points, he was a three-year starter and team captain during his senior season. Lanier earned Atlantic 10 Conference All-Freshman Team honors in 1986-87 and was named the team's Most Improved Player in 1988-89. A two-time scholar-athlete nominee, he went on to earn a master's degree in educational counseling from Niagara in 1993.

Born July 24, 1968, Lanier and his wife, Dr. Dayo Lanier, have one son, Emory, and one daughter, Kai.

Lanier's cousin, Bob Lanier, is enshrined in the Naismith Memorial Basketball Hall of Fame. Bob Lanier led St. Bonaventure to the NCAA Final Four in 1970 before embarking on a 14-year NBA career that included eight All-Star selections.





# DESMOND OLIVER

## ASSISTANT COACH

Second Season at Tennessee

Buffalo, N.Y.

Dominican College, 1992



@DesmondOliver2

### PERSONAL INFORMATION

Born: Dec. 4, 1969, in Buffalo, N.Y.  
 Hometown: Buffalo, N.Y.  
 College: Dominican College, 1992  
 Wife: Annette  
 Children: Dante and Dallas

### PLAYING EXPERIENCE

1988-89 Genesee Community College (N.Y.)  
 1989-92 Dominican College

### COACHING EXPERIENCE

1994-97	Niagara	Assistant Coach
1997-98	Texas A&M	Assistant Coach
1998-2000	Cornell	Assistant Coach
2000-01	St. Bonaventure	Assistant Coach
2001-04	Rhode Island	Assistant Coach
2004-09	Georgia	Assistant Coach
2009-10	Canisius	Assistant Coach
2010-15	Charlotte	Assistant Coach
2015-	Tennessee	Assistant Coach



Desmond Oliver is in his second year as assistant coach at Tennessee after spending the previous five seasons as an assistant coach at Charlotte.

A native of Buffalo, N.Y., Oliver has spent 20 years in the Division I coaching ranks and has experience in the Atlantic 10 (St. Bonaventure, 2000-01; Rhode Island, 2001-04; Charlotte assistant, 2010-15), Big 12 (Texas A&M, 1997-98), Ivy League (Cornell, 1998-00), Metro Atlantic Athletic Conference (Canisius, 2009-10) and SEC (Georgia assistant, 2004-09).

At Charlotte, Oliver played a major role in all aspects of head coach Alan Majors' program, including recruiting, player development, game preparation, life skills, academics and community relations.

During his five seasons working to rebuild the 49ers program, Charlotte won a pair of holiday tournament titles (2013 Great Alaska Shootout and 2014 Puerto Rico Tip-Off), knocked off three top-15 opponents, posted back-to-back winning seasons for the first time since 2007 and received votes in both the AP and coaches' poll. In 2012-13, Charlotte recorded its first 20-win campaign since 2007-08 and earned a berth in the NIT.

He spent the 2009-10 season as an assistant coach at Canisius, helping guide the Golden Griffins to the program's highest single-season wins total in nine years.

Oliver brought with him to Tennessee five years of SEC coaching experience logged at Georgia from 2004-09. The Bulldogs made consecutive postseason appearances in 2007 (NIT) and 2008 (NCAA Tournament). And Oliver was on staff during one of the most memorable conference tournament runs in recent history when Georgia won two games on the same day to capture the 2008 SEC Tournament championship.

Prior to his tenure at UGA, Oliver spent three seasons as an assistant coach at Rhode Island, arriving at URI in 2001 with head coach Jim Baron after one season together at St. Bonaventure. In those three years of rebuilding at Rhode Island, the Rams improved from an 8-20 campaign in 2002 to consecutive 20-win seasons and postseason berths.

Oliver broke into the collegiate coaching ranks in his hometown under head coach Jack Armstrong at Niagara University in 1994. While serving the Purple Eagles, he helped recruit Alvin Young, who went on to lead all NCAA Division I players in scoring in 1999 and earn MAAC Player of the Year honors.

Oliver stayed at Niagara for three seasons before accepting an assistant coaching position at Texas A&M (then a member of the Big 12) prior to the 1997-98 season. After one year in College Station, he then spent two years at Cornell (1998-2000) and then joined Jim Baron's staff as an assistant coach at St. Bonaventure for the 2000-01 campaign.



Oliver is a 1992 graduate of Dominican College in Orangeburg, N.Y., where he was a three-year starter on the basketball team (1989-92) and a two-year team captain. He also earned a Master's degree in student personnel administration from Buffalo State in 1994.

While attending Buffalo State, he began his coaching career as a varsity assistant and head junior varsity coach at Turner-Carroll High School in Buffalo.

Following an outstanding prep career at DeSales High School in Lockport, N.Y., Oliver played one year at Genesee Community College in Batavia, N.Y., under coach Bill Van Gundy (father of NBA head coaches Jeff and Stan).

Oliver is married to the former Annette Applewaithe and they have two children: Dante and Dallas.

OUTLOOK

PLAYERS

STAFF

REVIEW

RESULTS

RECORDS

HONORS

POSTSEASON

VOLMANAC

MEDIA INFO





# MICHAEL SCHWARTZ

## ASSISTANT COACH

First Season at Tennessee

Los Angeles, Calif.

Texas, 1999

@MikeSchwartzUT

### PERSONAL INFORMATION

Born: Sept. 25, 1976, in Los Angeles, Calif.  
 Hometown: BLos Angeles, Calif.  
 College: Texas, 1999  
 Wife: Stephanie  
 Children: Sydney and Samantha

### PLAYING EXPERIENCE

1995-97 Sonoma State  
 1997-99 Texas

### COACHING/ADMINISTRATIVE EXPERIENCE

1999-2001	Texas	Graduate Assistant
2001-02	Long Beach State	Operations/Video Asst.
2002-04	Texas	Video Coordinator
2004-05	Texas-San Antonio	Assistant Coach
2005-07	Miami (Fla.)	Coordinator of Basketball Ops
2007-11	Miami (Fla.)	Assistant Coach
2011-14	Fresno State	Assistant Coach
2014-15	Fresno State	Associate Head Coach
2015-16	Tulsa	Assistant Coach
2016-	Tennessee	Assistant Coach



A former staff member under Rick Barnes at Texas, Michael Schwartz rejoined Barnes at Tennessee in April 2016 as an assistant coach for the Volunteers.

Schwartz's close ties to Barnes and UT associate head coach Rob Lanier—along with his 17 years of coast-to-coast coaching experience in the Division I ranks—made the Los Angeles native a perfect fit in Knoxville.

He has 14 games of NCAA Tournament experience under his belt as either a coach or administrative staff member.

"Mike was one of our first G.A.'s at Texas, and he's always been a guy I knew I wanted to bring back on my staff," Barnes said. "This was a quick and easy choice. I love everything about him. He's the whole package. He fits in with our staff and he's got a great family. We're all excited."

Schwartz spent the 2015-16 season as an assistant coach and recruiting coordinator at Tulsa, helping the Golden Hurricane advance to the NCAA Tournament. Prior to that, he spent four seasons as the lead assistant under Rodney Terry (another former Barnes assistant) at Fresno State, including one year as associate head coach.

Shouldering responsibility for Fresno's in-game coordination, recruiting, scouting and skill development, Schwartz helped guide the Bulldogs to their first 20-win season and postseason appearance in seven years—the finals of the College Basketball Invitational—in 2013-14. That same year, Paul Watson was named Mountain West Freshman of the Year and selected to the Kyle Macy Freshman All-American Team.

Fresno State produced an NBA guard during Schwartz's time on staff there, as Tyler Johnson (2011-14) has spent the past two seasons with the Miami Heat. During Johnson's three seasons with Schwartz on staff at FSU, his scoring average, field-goal percentage, 3-point percentage and free-throw percentage all improved each year.

Schwartz also helped spearhead the assembly of some of Fresno State's highest-rated recruiting classes. The Bulldogs beat out several Pac 12 schools to sign shooting guard Marvella Harris, who in 2016 became Fresno's all-time leading scorer, the Mountain West Player of the Year and also earned Associated Press All-American acclaim.

No stranger to the Southeast and East Coast, Schwartz spent six years on staff at Miami (Fla.) in the Atlantic Coast Conference—the first two as Coordinator of Basketball Operations and the final four as a full-time assistant coach.

As an assistant in Coral Gables, Schwartz helped lead the Hurricanes to an 83-52 record, appearances in the top-25 rankings and three postseason appearances in four years. His impact was immense during Miami's historic 2007-08 campaign, which included the second-most wins in school history (23), a school-record 14 home wins and a



program-best fifth-place finish in the ACC.

Miami earned a No. 7 seed in the 2008 NCAA Tournament and defeated St. Mary's before falling to Barnes' No. 2-seeded Texas squad in the second round.

In Schwartz's operations role at Miami, he handled video responsibilities, film breakdown, opponent scouting, oversight of recruiting mailings and also served as a liaison with the program's managerial staff.

Schwartz's tenure in South Florida was preceded by a one-year stint as an assistant coach at the University of Texas at San Antonio, a position he attained after working as Barnes' video coordinator at Texas for two seasons.

While working in a full-time capacity alongside Barnes at Texas, Schwartz was a part of a Longhorns program that posted a two-year record of 51-15, produced a pair NBA Draft picks (guards T.J. Ford and Royal Ivey) and advanced to the 2003 Final Four and the 2004 Sweet Sixteen.

Following his prep career at Beverly Hills High School, Schwartz played two seasons of college basketball at Sonoma State University in Rohnert Park, California. He then transferred to Texas where he concluded his playing career and was a member of Barnes' 1999 Big 12 championship team. After Schwartz earned his degree in Speech Communication Studies from Texas in 1999, Barnes appointed Schwartz to a graduate assistant position, which he held from 1999-2001. Current Vols associate head coach Rob Lanier was an assistant at Texas throughout Schwartz's graduate tenure there.

Schwartz also boasts valuable experience with USA Basketball, having served in a support capacity for the 2000 USA Youth Development Festival, the 2000 USA National Select Team—coached by Mike Jarvis and Bob Huggins and featuring future NBA stars Shane Battier and Jason Richardson—and the 2001 Young Men's World Championship Trials.

Schwartz and his wife, Stephanie, have two daughters: Sydney and Samantha.



# GARRETT MEDENWALD

## STRENGTH & CONDITIONING COACH

Second Season at Tennessee

Green Bay, Wis.

Wisconsin-Whitewater, 2013

### PERSONAL INFORMATION

Born: Jan. 13, 1990, in Madison, Wis.  
 Hometown: Green Bay, Wis.  
 College: Wisconsin-Whitewater, 2013  
 Wife: Brittny

### COACHING EXPERIENCE

2012-14	Texas	Graduate Manager
2014-15	Texas	Strength & Conditioning Intern
2015-	Tennessee	Strength & Conditioning Coach

Garrett Medenwald (pronounced: MAY-dihn-wald) is in his second year as the Tennessee basketball program's strength and conditioning coach.

The Green Bay, Wisconsin, native, arrived in Knoxville with three years of experience working alongside head coach Rick Barnes, as Medenwald served the Texas basketball program as both a graduate manager and a graduate strength and conditioning intern from 2012-15.

Medenwald worked with both the men's and women's basketball programs at Texas, focusing in on-court development and sports performance.

"Garrett's methods and approach to elite performance training are on another level," Barnes said. "He's a rising star in his profession, and our students are going to enjoy not just how he trains them, but also the personal relationship he develops with each of them."

During his tenure with the Longhorns, the 26-year-old Medenwald honed his philosophy as an elite performance coach while working closely with nationally known industry innovator Todd Wright—assistant coach/head of strength and conditioning with the NBA's Philadelphia 76ers—and learning the philosophies of Shaun McPherson.

Medenwald simultaneously spent two years as the Director of Athletic 3D Performance Training Systems at the "Train 4 the Game" facility in Austin, Texas, where he programmed for numerous NFL and NBA athletes.

Medenwald has trained several world-class athletes, including Los Angeles Clippers guard J.J. Redick and Washington Redskins quarterback Colt McCoy.

"G is a very direct and consistent coach," said Vols forward Admiral Schofield, who worked closely with Medenwald to dramatically reshape his frame as a freshman. "I love getting a new challenge from him every day. His energy and passion is what motivates me when it's time to 'get jacked.'"

Medenwald graduated from Wisconsin-Whitewater in 2013, earning a bachelor's degree in Health, Human Performance and Recreation while minoring in Athletic Coaching Education. He then received his master's degree in Kinesiology from Texas in 2016.

He married the former Brittny Henderson of Burlington, Wisconsin, in May 2016.







# CHAD NEWMAN

## ATHLETIC TRAINER

21st Season at Tennessee

Chattanooga, Tenn.

Tennessee, 1994

@trainerchad

Chattanooga native Chad Newman is an associate director with UT's sports medicine department. The longest-tenured member of Tennessee's athletic training staff, Newman provides around-the-clock, world-class care exclusively for men's basketball student-athletes.

In January 2010, the Tennessee Athletic Trainer's Society (TATS) named Newman the Collegiate Athletic Trainer of the Year.

The 2016-17 academic year will be Newman's 22nd with the UT sports medicine staff and his 21st with the men's basketball program. During his tenure with the basketball team, the Vols have advanced to postseason play 15 times—including 11 NCAA Tournaments and four NIT berths. Newman has been a part of five NCAA Sweet Sixteen teams, one Elite Eight team and two SEC Championship squads.

He also serves as treasurer of the SEC Sports Medicine Committee after serving as vice president for two years.

Newman has helped numerous Vols overcome adversity and challenges in recent years. He oversaw the management of Chris Lofton's successful battle with testicular cancer following Lofton's junior season. Lofton went on to become the SEC's all-time 3-point king.

And in September 2009, Newman was instrumental in reviving Tennessee sophomore Emmanuel Ngedu after Ngedu collapsed following a sudden cardiac arrest. Newman successfully administered the use of an AED and CPR until emergency medical services arrived on-site. For his efforts, he received a "Certificate of Heroism" from the Sudden Cardiac Arrest Association and also was named the 2010 Most Distinguished Award recipient by the "Hoops for Heart Health" organization, which was founded by former NBA player Ryan Gomes.

When Newman first joined the Tennessee training staff in a full-time role in 1997, he was no stranger to the UT training room, having served as a volunteer student trainer and a graduate assistant before his full-time appointment. During that time, he worked with UT's football, men's and women's tennis, men's golf and men's track & field teams, as well as both spirit squads.

He earned his B.S. in Exercise Science from UT in 1994 and completed his master's in Kinesiology in May 1997. Newman is a member of the National Athletic Trainers' Association (NATA) and the National Academy of Sports Medicine (NASM). Newman currently holds Performance Exercise Specialist (PES) and Corrective Exercise Specialist (CES) certifications through the NASM.

In the fall of 2009, Newman authored an article about Lofton's successful return from cancer entitled "The Toughest Opponent," that was published in *Training & Conditioning Magazine*. And in 2010, he gave sudden cardiac arrest case study presentations at the Southeastern Conference Sports Medicine Seminar and the Collegiate Athletic Trainers' Society Spring Symposium.

Newman is married to the former Stacey Perry. The couple has two daughters, Katherine and Natalie.

### PERSONAL INFORMATION

Born: Oct. 8, 1971, in Chattanooga, Tenn.

Hometown: Chattanooga, Tenn.

College: Tennessee, 1994

Wife: Stacey

Children: Katherine and Natalie



OUTLOOK

PLAYERS

STAFF

REVIEW

RESULTS

RECORDS

HONORS

POSTSEASON

VOLMANAC

MEDIA INFO





# RILEY DAVIS

## VIDEO COORDINATOR

Second Season at Tennessee

Seminole, Texas

Texas, 2011

### PERSONAL INFORMATION

Born: Oct. 26, 1987, in Lubbock, Texas  
 Hometown: Seminole, Texas  
 College: Texas, 2011

### COACHING/ADMIN & SCOUTING HISTORY

2008-09	Howard College	Student Assistant
2009-11	Texas	Student Assistant
2011-12	Texas	Graduate Assistant
2012-13	Sam Houston State	Assistant Coach
2013-14	Charlotte Hornets	Regional Advance Scout
2014-15	Texas	Special Asst/Video Coordinator
2015-	Tennessee	Video Coordinator



Riley Davis accompanied head coach Rick Barnes to Tennessee in the role of video coordinator in the summer of 2015. Davis had four previous years of experience as a member of Barnes' basketball staff at Texas as well as experience in the NBA scouting ranks.

Davis' seven total years at Texas were split into two separate stints. He began his history with Barnes by serving two years as a volunteer student assistant with the Texas program (2009-11) and one year as a graduate assistant (2011-12). In those roles, he assisted in film exchange as well as all aspects of video coordination and internal operations.

The 29-year-old Davis left Austin in 2012 and spent the 2012-13 season as an assistant coach at Sam Houston State University in Huntsville, Texas. He then spent one year as a regional advance scout for the NBA's Charlotte Bobcats (now the Charlotte Hornets) in 2013-14.

Davis returned to Barnes' Texas staff for the 2014-15 campaign in the full-time role of special assistant/video coordinator. The Longhorns posted a 20-win season, defeated three ranked opponents and advanced to the NCAA Tournament. Davis then made the transition to Tennessee.

Davis played basketball at Western Texas College in Snyder, Texas, in 2006-07. He then transferred to Howard College in Big Spring, Texas, where he played the following season. At Howard, Davis received team awards for academic excellence while maintaining a perfect 4.0 grade-point average.

After completing his junior-college eligibility, Davis served as a student assistant at Howard during the 2008-09 campaign. He coordinated travel, scheduling, scouting, assisted with recruiting and also coached the junior-varsity squad.

During his two seasons spent at Howard, the Hawks went a combined 49-12 while winning the Western Junior College Athletic Conference (WJCAC) title and advancing to the Region V NJCAA (National Junior College Athletic Association) Tournament both years. The WJCAC is widely referred to as the most competitive NJCAA conference in the nation.

Davis also helped recruit a signing class at Howard that later went on to win the 2010 NJCAA national championship.

A native of Seminole, Texas, and a 2006 graduate of Seminole High School, Davis earned his bachelor's degree in sociology from Texas in 2011.



# MARY-CARTER KNIFFEN

## DIRECTOR OF BASKETBALL OPERATIONS

Second Season at Tennessee

Richmond, Va.

Tennessee, 2011

@MCKniffen

Mary-Carter Kniffen (pronounced: NIFF-in) is in her second year as Tennessee's director of basketball operations. She is a native of Richmond, Va., and is a two-time Tennessee graduate.

Prior to accepting her current position, she spent three years as an assistant director on UT's media relations staff.

In that role, she handled all administrative duties for the athletic communications staff, served as the media relations contact for the Tennessee rowing program and planned and executed the annual Big Orange Caravan summer outreach tour.

Kniffen worked closely with the Tennessee football program for three seasons from 2012 to 2014, managing Tom Elam Press Box on game days and overseeing the credential application, approval and distribution process for all home games.

She also handled credentialing for the Tennessee women's basketball program from 2012-15.

During the 2014 and 2015 NCAA Women's Basketball Championships, Kniffen was appointed as the media coordinator for the Knoxville Regionals held at Thompson-Boling Arena.

Kniffen, 27, was a graduate assistant in UT's athletic communications office in 2011-12 prior to her hiring as a full-time staff member in July 2012.

She received her bachelor's degree in Sport Management from Tennessee in 2011, and also earned a master's degree in Sport Management in 2013.

Her tenure in the UT athletic department dates to her undergraduate career, during which she worked in both the men's and women's media relations offices.

She also served as president of Tennessee's Kappa Kappa Gamma sorority.

Kniffen is one of only four women currently holding the role of director of basketball operations with a men's program at a "power five" conference school.

She is engaged to marry Chris Eggert of Knoxville, Tennessee, in 2017.

### PERSONAL INFORMATION

Born: July 19, 1988, in Richmond, Va.  
 Hometown: Richmond, Va.  
 College: Tennessee, 2011  
 Fiancé: Chris

### ADMINISTRATIVE EXPERIENCE

2015-	Tennessee	Director of Operations
-------	-----------	------------------------



OUTLOOK

PLAYERS

STAFF

REVIEW

RESULTS

RECORDS

HONORS

POSTSEASON

VOLMANAC

MEDIA INFO





# KYLE CONDON

## ASSISTANT TO THE HEAD COACH

Eighth Season at Tennessee

Springfield, Va.

Tennessee, 2013

### PERSONAL INFORMATION

Born: Oct. 30, 1989, in Alexandria, Va.  
 Hometown: Springfield, Va.  
 High School: The Potomac School  
 College: Tennessee, 2013

### ADMINISTRATIVE HISTORY

2009-13	Tennessee	Student Assistant
2013-15	Tennessee	Graduate Manager
2015-	Tennessee	Assistant to the Head Coach



While he enters his second year in the role of assistant to the head coach under Rick Barnes, Kyle Condon embarks on his eighth overall season with the basketball program at his alma mater.

The Springfield, Va., native was a student manager with the Volunteers for four years and then rose to a graduate position, which he occupied for two years before being promoted to his current full-time post.

During the 2013-14 and 2014-15 seasons, he was responsible for several basketball operations duties, handling equipment distribution, oversight of the managerial staff and assisting with team meals and travel logistics.

He also provided the program with a steadying presence and superb institutional operations knowledge during the coaching staff transition during the spring and summer of 2015.

Condon, 27, was with Tennessee during both the 2010 Elite Eight run as well as the program's charge to the 2014 Sweet Sixteen. Overall, he boasts nine games of NCAA Tournament experience as a manager or administrative staffer.

Condon graduated from The Potomac School in McLean, Va., and was a member of the school's 2008 state championship team. He owns Potomac's career assists record.

He received his bachelor's degree in Business Administration from Tennessee in 2013 and also earned a master's degree in Ag Leadership, Education and Communications from Tennessee in 2015.

Condon's older brother, Ross, is an assistant men's basketball coach at Penn State.



# I.J. POOLE

## GRADUATE MANAGER

### Second Year at Tennessee Texas, 2015

I.J. Poole is a second-year graduate manager at Tennessee, and he brought with him to Knoxville two years of experience working alongside head coach Rick Barnes as a student manager at Texas.

In addition to his managerial responsibilities, the Austin, Texas, native also held the role of student film coordinator during the 2014-15 season, filming practices and games and working with SportsCode and Synergy to assist the coaching staff.

During his tenure with the Longhorns program, Poole worked with a pair of NCAA Tournament teams, and Texas averaged 22 wins per season.

Poole has extensive experience as a basketball trainer, providing skill and fitness instruction with Hoop Zone, Anderson Elite Camp and the Aaron Page Shooting Academy.

The former point guard earned All-District honors as a senior at L.C. Anderson High School in Austin and also was selected to participate in the 2011 Cen-Tex All-Star Game.

He was the leading scorer on Tennessee's 2015-16 manager team that ascended as high as No. 6 in the national KPI rankings and advanced to the Final Four in Houston.

Poole graduated from Texas in 2015 with a degree in Exercise Science and a minor in Biology.



# DRAŽEN ZLOVARIĆ

## GRADUATE MANAGER

### Second Year at Tennessee Chattanooga, 2013

Dražen Zlovarić (pronounced: DRAH-zihn zlo-VAH-rich) is in his second year as a graduate manager at Tennessee. He played two seasons as a forward at Georgia (2008-10) before finishing his collegiate eligibility at Chattanooga (2011-13).

During his two years at Georgia—where current Tennessee assistant coach Desmond Oliver was on staff—Zlovarić appeared in 43 games. After sitting out the 2010-11 season due to NCAA transfer rules, he started 62 of 64 career games over two years at UTC, averaging 9.2 points and 5.5 rebounds per game.

Zlovarić played two years of professional basketball in the Euroleague (KK Partizan, 2013), Turkish Second Basketball League (Best Balkesir, 2013), the Österreichische Bundesliga

(BC Zepter Vienna, 2013) and the Adriatic League/Bosnian League (KK Igokea, 2014-15).

Born in Osijek, Croatia, Zlovarić grew up in Novi Sad, Serbia, and came to the United States for his junior year of high school as an exchange student at Cleveland (Tenn.) High School, where he played for former Vol standout Aaron Green.

Zlovarić later enrolled at The Patterson School in Lenoir, N.C., helping to lead the Bulldogs to a 35-0 record and a No. 1 national prep school ranking. He also was a member of the Serbian U18 and U19 national teams and played on the 2013 Serbian World University Games team.

Zlovarić graduated from Chattanooga in 2013 with a degree in Sociology.

OUTLOOK

PLAYERS

STAFF

REVIEW

RESULTS

RECORDS

HONORS

POSTSEASON

VOLMANAC

MEDIA INFO





## STUDENT MANAGERS



**Left to right:** I.J. Poole, Parker Eidson, Todd Taravella, Dražen Zlovarić, Parker Ratcliff, Garrett Carter

## ADDITIONAL SUPPORT STAFF

Danielle Averill	Director of Compliance	Justin Halteman	Student Athletic Trainer
Kelsey Bacon	Assistant Marketing Director	Stephanie Horvath	Sports Nutritionist
Anna Buchanan	Student Athletic Trainer	Tim Reese	Thompson-Boling Arena Manager
Jimmy Delaney	Associate AD - Sales & Marketing	Janet Reynolds	Administrative Specialist
Dr. Chris Klenck	Team Physician	Dr. Brian Russell	Director of Academic Services
Joy Postell-Gee	Spirit Coordinator	Bill Whitesell	Event Management Director



# DR. JIMMY G. CHEEK

## UT KNOXVILLE CHANCELLOR

### Eighth Year at Tennessee Texas A&M, 1969

Jimmy G. Cheek became the seventh chancellor of the University of Tennessee, Knoxville, on Feb. 1, 2009.

Within a year of taking office, the chancellor set a goal for UT to become a Top 25 public research university in a decade. This aggressive initiative sparked exciting momentum around improving undergraduate education, graduate education, research, campus infrastructure, and additional financial resources.

Several new academic and student service buildings have been built or significantly renovated since 2009. An unprecedented \$1 billion in campus construction is now underway or in the design or planning stages. A new student union, classroom and laboratory facilities, and a redeveloped residence hall village will open in the next several years.

Cheek has led great change in the university's delivery of core services that include student advising, tutoring, mentoring, and other support to help our students graduate on time and achieve their academic goals. These changes have dramatically improved retention and graduation rates and brought Tennessee metrics closer to those of its Top 25 peers.

The increased support for faculty and staff salaries has aided recruitment and retention efforts of world-class faculty and talented staff. Cheek also has led an effort to enhance our relationships

with existing partners, including Oak Ridge National Laboratory, and to create new relationships that broaden our research and opportunities for collaborations with faculty and students.

A first-generation college student, Cheek has set in motion several initiatives to broaden diversity and student access to the university. The university's work on improving access led to Cheek's participation in the White House Summit on increasing college opportunity for low-income students.

Prior to his service with UT, Cheek was a member of the faculty and an administrator at the University of Florida for thirty-four years, last serving as senior vice president of agricultural and natural resources. While at Florida, he received the President's Medallion and Student Body Resolution 2009-104 for dedicated and loyal service to the university and outstanding service to students, respectively, and the Morton Wolfson Faculty Award for outstanding contributions to the quality of student life. Cheek's research has focused on the influence of experiential learning on student achievement and educational accountability.

Cheek earned a bachelor's degree with high honors and doctorate from Texas A&M University. He received his master's degree from Lamar University. A native of Texas, he is married to Ileen Cheek, and they have two children and three grandchildren.



# DR. DONALD BRUCE

## FACULTY ATHLETIC REPRESENTATIVE

### 18th Year at Tennessee Drew University, 1994

Donald Bruce is the Douglas and Brenda Horne Professor of Business in the Center for Business and Economic Research (CBER) and the Department of Economics at UT Knoxville.

He joined the UTK faculty in 1999 after receiving his M.A. and Ph.D. in Economics from Syracuse and his B.A. with honors in Economics from Drew University.

As a CBRE economist, Dr. Bruce regularly provides objective, non-partisan policy research and evaluation under contracts with an array of government agencies at the federal and state levels. His recent work in CBRE has included an ongoing evaluation of Tennessee's welfare program, Families First, for the Tennessee Department of Human Services, an analysis of teacher supply and demand in Tennessee for the Governor's Office of Education Policy, and a forecast of expenditures on Tennessee Education Lottery Scholarships for the Tennessee Higher Education Commission.

In addition to his CBRE research, Dr. Bruce studies the economic and behavioral effects of tax policies on such things as small business activity and owner-occupied housing. His work has been presented and published in a variety of academic journals, edited volumes, and professional meetings. He has testified before Congress on the topic of internet taxation, and

he presented his work on taxes and small business activity before the President's Advisory Panel on Federal Tax Reform in 2005.

Dr. Bruce regularly teaches graduate and undergraduate courses on the economics of taxation and the economics of health and health care. He has recently served as the Director of Graduate Studies in Economics and the Director of the Undergraduate Major in Public Administration. Before becoming Faculty Athletics Representative, Dr. Bruce served for two years as chair of the Athletics Board's Fiscal Integrity and Long-Range Planning Committee. He has also served as chair of the UTK Faculty Senate's Budget and Planning Committee. Dr. Bruce is an active member of the National Tax Association, the International Institute of Public Finance, and the American, Southern, and Western Economic Associations. His community service has included numerous economic and policy presentations for state and local organizations, and he currently serves as Chairman of the Board of Innovative Education Partnership, the non-profit governing body of the Clayton-Bradley STEM Academy in Blount County.

Dr. Bruce lives in Walland, Tenn, with his wife Jennifer, a mathematics teacher at Clayton-Bradley, and their daughter Annie.

OUTLOOK

PLAYERS

STAFF

REVIEW

RESULTS

RECORDS

HONORS

POSTSEASON

VOLMANAC

MEDIA INFO





# DAVE HART

## VICE CHANCELLOR/DIRECTOR OF ATHLETICS

### 5th Year At Tennessee Alabama, 1971

Dave Hart is widely respected nationally by his peers within the industry whether they are colleagues in athletic administration, conference commissioners, television executives or coach's associations. He has enjoyed a decorated career in college athletics, which has spanned nearly 35 years. Hart has received numerous awards and recognitions during his career, including the National Association of Directors of Athletics most prestigious award, the James Corbett award, which is "presented to the Athletics Director who through the years has most typified devotion to intercollegiate athletics and who has worked unceasingly for its betterment." Hart has twice been named the Southeast Region Athletics Director of the Year and has served as President of both the NACDA and Division 1-A Athletic Directors Association. He has served on the NCAA Council as well as numerous conference and national committees and chaired conference television committees. He played an integral role in the initial conference expansion effort in the ACC, which brought Miami (Fla.) and Virginia Tech into the league. He and his SEC peers were involved in the latest expansion, which saw Texas A&M and Missouri join the Southeastern Conference. Hart has made a difference at every University he has served while maintaining the consistent priority of being a student-athlete centered Athletics Director.

The University of Tennessee named Dave Hart vice chancellor and director of athletics on Sept. 5, 2011. Hart had previously held leadership roles in athletics administration at East Carolina University, Florida State University and the University of Alabama.

"Under Dave's leadership, we are making huge strides toward achieving comprehensive excellence," UT Knoxville Chancellor Jimmy G. Cheek said. "Our student-athletes have broken records with their academic performance, and their competitive spirit will drive them to win championships."

Among the many challenges and goals being addressed in the half-decade of his tenure at Tennessee, Hart has led efforts which included the following:

- Restructured the athletics department to provide for greater efficiency.

- Named Dr. Joe Scogin to lead the Thornton Student Life Center. Dr. Scogin's efforts in reorganizing the Thornton Center have had an immediate impact, resulting in unprecedented academic success for Tennessee student-athletes. During Hart's tenure, student-athletes have broken every academic record in school history, including graduation rates, grade point average and Academic Progress Rate (APR).

- Launched the Campaign for Comprehensive Excellence, creating an opportunity for donors to partner with the athletic program toward achievement of this collective goal, prioritizing capital projects.

- As a part of the Campaign, Hart was instrumental in the planning, fundraising, and completion of two capital projects: Pat Summitt Plaza, which honors the greatest coach in basketball history, and the Ray and Lucy Hand Digital Studio, a state-of-the-art production studio second to none in the nation.

- Redefined the athletic department Mission, Vision and Values to focus on the student-athlete.

- Hired the following head coaches: Butch Jones (football), Brian Pensky (soccer), Rick Barnes (men's basketball) and Holly Warlick (women's basketball), Beth Alford-Sullivan (track & field/cross country) while also naming Matt Kredich to lead a combined swimming and diving program.

- Created a new administrative structure going through a "right-sizing" effort in conjunction with the implementation of combining the men and women's athletic programs into one while setting a direction and vision for all units within the department.

- The Compliance Department has been reorganized, and capital projects have been reprioritized to dovetail into a strategic plan for the future.

- Policies and procedures have been strengthened throughout the department, as has overall communication.

- Fan experience enhancement options at Neyland Stadium and Thompson-Boling Arena have been prioritized.

"It is an honor to serve in this leadership role at the University of Tennessee," Hart said. "Our mission to inspire student-athletes to achieve comprehensive excellence in competition, the classroom and community service. I am proud of the positive energy that our staff, coaches and student-athletes are generating. I am optimistic about what is on the horizon. The future is bright for Tennessee Athletics."

In December 2012, Hart hired Butch Jones from the University of Cincinnati as the head football coach at the University of Tennessee. Since assuming his new role, Jones has brought a renewed sense of energy and optimism, including back-to-back bowl wins for the first time since 1995 and 1996. After Jones second led the Vols to a TaxSlayer Bowl win in 2014 —UT's first bowl win since the 2010 season— Hart extended Jones' contract through the 2020 campaign. In 2015, Jones led the Vols to a 9-4 record, a 45-6 win over No. 13 Northwestern in the Outback Bowl, and a final AP ranking of No. 22. Hart also hired Holly Warlick to follow the legendary late Pat Summitt as the head coach of Tennessee's women's basketball program. Warlick led the Lady Vols to SEC championships in each of her first three seasons and Elite Eight appearances in three of her first four.

In 2012-13, Tennessee also won national championships in three events and finished third nationally in women's swimming and diving under Matt Kredich, the former UT women's coach whom Hart chose to lead a combined men's and women's swimming and diving program. Hart also hired Brian Pensky to lead the Tennessee soccer program, and the squad made an NCAA Tournament appearance in Pensky's first season. The men's basketball program also reached the Sweet 16 in March 2014.

Prior to the 2015-16 basketball season, Hart handed decorated coach Rick Barnes the reins of the Volunteer men's basketball program. Barnes arrived on Rocky Top with 604 career wins—the ninth-most among then-active basketball coaches—and 22 NCAA Tournament appearances.

In five years at Tennessee, Hart has worked with Cheek and



Vice Chancellor for Finance and Administration Chris Cimino to build a long-term financial model for Tennessee Athletics.

In conjunction with the previous Provost Susan Martin, the hiring of Dr. Joe Scogin as assistant provost and senior associate athletics director to lead the Thornton Athletics Student Life Center has led to excellent classroom performance by UT student-athletes.

Two-hundred student-athletes were recognized by the SEC for their academic performance in 2015-2016 by being named to the SEC Academic Honor Roll. In total, 59 fall sport student-athletes, 65 spring sport student-athletes, and 76 first year student-athletes were recognized for their academic distinction.

UT's baseball, men's cross country, men's swimming and diving, men's tennis, women's basketball, women's golf, women's swimming and diving, women's tennis and women's track and field programs each earned perfect 1000 single-year APRs for the 2014-15 academic year. In the Eligibility/Graduation component of the APR figures, 16 Tennessee teams scored a perfect 1000 for the 2014-15 single academic year, and eight teams boast a perfect 1000 score in the multi-year Eligibility/Graduation component.

In the multi-year rate, 13 UT teams tied or increased their score from last year. That includes all eight of the men's teams along with women's basketball, women's golf, women's swimming and diving and women's tennis. Thirteen of Tennessee's 18 teams—the NCAA this year combined indoor and outdoor track for APR purposes—posted a multi-year APR higher than the national average for that respective sport, and 13 of 18 teams also outperformed the national average per 2014-15 single-year data.

Since losing 60 total APR points in the 2011-12 data, Tennessee's total points lost have decreased steadily. UT lost 41 points in 2012-13, 22 in 2013-14 and just 19 points in the most recent release.

Tennessee student-athletes have posted five consecutive semesters with a 3.00 GPA or above, with 60 percent of all student-athletes doing so in the Spring of 2015. That same semester, the men's basketball team posted its highest GPA in recorded history.

The Spring 2013 GPA of 3.05 was the highest combined GPA for UT student-athletes all-time. Also, in Spring 2014, four sports posted their highest GPA in team history, and 58 percent of student-athletes posted a 3.0 GPA or higher. In the most recent Spring semester, a record number of student-athletes graduated.

In July 2015, Tennessee announced its VOLEaders Academy, a year-long leadership development program in partnership with the Center for Leadership & Service and the Center for Sport, Peace & Society. Select student-athletes commit to the volunteer spirit by concluding their participation in the Leadership Academy with a service trip to Brazil in Summer 2016, just a month before the summer Olympics begins in Rio de Janeiro.

Comprehensive athletic success exemplified Hart's tenure as the Florida State athletic director, as a combined 35 ACC Championships were won by 10 different Seminole athletic programs during his tenure. Additionally, the Seminole football team won nine ACC titles and appeared in four national championship games, winning the 1999 BCS National Championship with a Sugar Bowl victory over Virginia Tech.

The men's outdoor track and field team also claimed two national championships, while the baseball program appeared in the College World Series five times and the softball program won nine ACC titles and played in the

Women's College World Series. During Hart's last year at FSU, the Seminoles finished 15th in the Directors' Cup, an all-time high for the institution at that time.

Additionally, during Hart's three years at Alabama, the Crimson Tide football team claimed the 2009 BCS National Championship, and the individual athletic teams posted eight combined top-three finishes nationally from 2009-11. Hart has more than 25 years of service as a director of athletics.

Highly respected as a visionary and industry leader, Hart's career has featured service as the president of both the National Association of Collegiate Directors of Athletics and the Division IA Athletics Directors' Association. A former recipient of the Robert R. Neyland Award honoring lifetime achievement, Hart has also been named by his colleagues as the Athletic Director of the Year for the Southeast Region in both 2000 and 2005, one of a few select individuals to receive the honor multiple times.

During his 13 years at Florida State, Hart negotiated unprecedented, multi-million dollar contracts for the department totaling in excess of \$175 million and devised and executed an extensive and comprehensive facilities master plan for athletics eclipsing the \$150 million mark. Hart initiated a multi-faceted Student Development/Life Skills program for all student-athletes at FSU, an endeavor recognized nationally as a "Program of Excellence" by the Division I-A Athletics Directors' Association.

"Dave is as good an athletic director as there is in the country," legendary Florida State Head Football Coach Bobby Bowden said. "He's as sharp of an AD as I've been around in 57 years. He knows what's important, and he's a builder."

In recognizing Hart's position within intercollegiate athletics, ACC Commissioner John Swofford said, "Dave Hart is one of the best and most respected athletics administrators in the business. He thoroughly understands the nuances of major college athletics, and he has superb values to go along with his vast experience in the field. He is a proven leader at the conference and national levels."

While at FSU, Hart made many key hires, including the hiring of FSU's first two African-American basketball coaches, including current men's coach Leonard Hamilton, as well as their first African-American senior-level administrator. He also placed a significant focus on the growth of women's athletics at FSU, a commitment reflected in increased funding, competitive success and facility upgrades.

Academic success also accompanied Hart's time at FSU, as the school became home to the inaugural National Student-Athlete of the Year, a State of Florida Woman of the Year recipient, and two Rhodes Scholars. Hart has also earned the Athletics Directors' Award for advancing the quality and progress of student-athletes and the athletics program while at Florida State. In 2008, he received the James J. Corbett Award, the highest honor bestowed by National Association of College Directors of Athletics.

Hart served as Executive Director of Athletics at Alabama from August 2008 until accepting his leadership role with the Volunteers.

A 1971 Alabama graduate, Hart played basketball for the Crimson Tide under legendary head coach C.M. Newton and earned a master's degree from UA in 1972 while working as a graduate assistant men's basketball coach.

Hart met his wife, the former Pam Humble, while at Alabama. The couple has three children: Rick, who serves currently as the athletic director at SMU, Jamie and Kelly. The Harts are the grandparents of five grandchildren: Trevor, Caroline, McKinley, Olivia and Kingsley.

**EXECUTIVE ATHLETICS STAFF**



**JON GILBERT**  
Executive Senior Associate Athletics Director



**CHRIS FULLER**  
Senior Associate AD/ External Operations



**BRETT HUEBNER**  
Senior Associate AD/ Chief Financial Officer



**RYAN ROBINSON**  
Senior Associate AD/ Communications



**DR. JOE SCOGIN**  
Senior Associate AD/ Assistant Provost



**DONNA THOMAS**  
Senior Associate AD/Senior Woman Administrator



**MIKE VOLLMAR**  
Senior Associate AD/ Football Administration



**MIKE WARD**  
Senior Associate AD/ Administration & Sport Programs

**SENIOR ATHLETICS STAFF**

Joe Arnone Associate AD - Ticket Operations  
Jonathan Bowling Associate AD - FB Compliance & Admin.  
Angie Boyd-Keck Associate AD - Finance/Sport Admin.  
Jimmy Delaney Associate AD - Sales & Marketing  
Andrew Donovan Associate AD - Compliance  
Steve Early General Manager - Vol Network  
David Elliott Assistant AD - Event Management  
Greg Hulen Associate AD - Chief Development Officer  
Tyler Johnson Associate AD - Business/Internal Ops

Jason McVeigh Director of Sports Medicine  
Thomas Moats Director of IT Services  
Barry Rice Assistant AD - Broadcasting  
Dr. Brian Russell Director of Academic Support Services  
Tom Satkowiak Assistant AD - Media Relations  
Kayla Smith Director of NCAA CHAMPS Life Skills  
Carmen Tegano Associate AD  
Dara Worrell Associate AD  
Kevin Zurcher Assistant AD - Athletic Facilities & Grounds





TENNESSEE BASKETBALL MEDIA GUIDE

# REVIEW



## 2015-16 RESULTS

<b>Record:</b>	<b>Overall</b>	<b>Home</b>	<b>Away</b>	<b>Neutral</b>
All Games	15-19	12-4	1-11	2-4
Conference	6-12	5-4	1-8	0-0
Non-Conference	7-6	7-0	0-3	0-3

<b>Date</b>	<b>Time</b>	<b>Opponent</b>	<b>Score</b>	<b>Attend</b>	<b>High Points</b>	<b>High Rebounds</b>	<b>High Assists</b>
Nov. 13	7 p.m.	UNC Asheville (SEC Network +)	W, 82-78	11,564	31 Punter Jr.	8 Moore 8 Reese	6 Moore
Nov. 16	7 p.m.	at Georgia Tech (ESPNU)	L, 67-69	5,467	17 Moore	10 Reese	3 Hubbs III
Nov. 19	7 p.m.	Marshall (SEC Network +)	W, 84-74	12,341	20 Moore	13 Reese	4 Punter Jr.
Nov. 22	Noon	Gardner-Webb (SEC Network)	W, 89-64	11,911	24 Punter Jr.	16 Moore	6 Punter Jr.
Nov. 24	7 p.m.	Army West Point (SEC Network)	W, 95-80	13,326	29 Moore	11 Reese	6 Moore
Nov. 27	9 p.m.	1-vs. George Washington (ASN)	L, 70-73	4,127	24 Punter Jr.	6 Moore 6 Punter Jr.	4 Moore
Nov. 28	TBD	1-vs. Nebraska	L, 71-82	4,203	23 Punter Jr.	5 Alexander	5 Punter Jr.
Dec. 12	2:30 p.m.	at #18 Butler (FOX Sports 1)	L, 86-94	9,100	27 Punter Jr.	7 Schofield	7 Moore
Dec. 16	2 p.m.	Florida Atlantic (SEC Network +)	W, 81-62	12,309	24 Punter Jr.	8 Reese	5 Punter Jr.
Dec. 19	11 p.m.	2-vs. Gonzaga (ESPNU)	L, 79-86	16,770	23 Punter Jr.	7 Baulkman	5 Punter Jr.
Dec. 22	7 p.m.	ETSU (SEC Network +)	W, 76-67	14,684	17 Mostella	12 Moore	5 Punter Jr.
Dec. 29	1 p.m.	Tennessee State (SEC Network)	W, 74-69	13,214	23 Punter Jr.	14 Moore	6 Moore
Jan. 2	2 p.m.	at Auburn* (CBS)	L, 77-83	8,614	31 Punter Jr.	9 Moore	4 Moore 4 Punter
Jan. 6	7 p.m.	Florida* (ESPN2)	W, 83-69	14,387	26 Punter Jr.	9 Hubbs III	6 Moore
Jan. 9	1 p.m.	#21 Texas A&M* (SEC Network)	L, 88-92	14,907	19 Punter Jr.	6 Moore 6 Schofield	5 Hubbs III 5 Moore 5 Punter Jr.
Jan. 13	7 p.m.	at Georgia* (SEC Network)	L, 72-81	8,029	16 Mostella 16 Punter Jr.	8 Moore	5 Moore
Jan. 16	3:30 p.m.	at Mississippi St. (SEC Network)	W, 80-75	5,926	24 Mostella	8 Reese	5 Punter Jr.
Jan. 20	9 p.m.	Vanderbilt* (SEC Network)	L, 74-88	13,561	26 Punter Jr.	8 Moore	3 Moore 3 Punter Jr.
Jan. 23	Noon	#24 South Carolina* (SEC Network)	W, 78-69	13,928	36 Punter Jr.	8 Hubbs III	4 Baulkman 4 Moore
Jan. 26	9 p.m.	at Alabama* (SEC Network)	L, 57-63	11,429	15 Punter Jr.	11 Moore	4 Baulkman 4 Baulkman
Jan. 30	2 p.m.	3-at TCU (ESPN2)	L, 63-75	5,761	24 Punter Jr.	11 Alexander	6 Moore
Feb. 2	7 p.m.	#20 Kentucky* (ESPN)	W, 84-77	19,295	27 Punter Jr.	13 Moore	4 Moore
Feb. 6	8 p.m.	at Arkansas* (SEC Network)	L, 67-85	15,970	24 Punter Jr.	5 Moore 5 Mostella 5 Schofield	7 Punter Jr.
Feb. 9	7 p.m.	Auburn* (SEC Network)	W, 71-45	13,740	20 Hubbs III	12 Moore	4 Baulkman 4 Moore
Feb. 13	3 p.m.	at Missouri* (SEC Network)	L, 64-75	10,536	21 Punter Jr.	7 Alexander	3 Punter Jr.
Feb. 18	7 p.m.	at Kentucky* (ESPN)	L, 70-80	24,274	21 Moore	10 Moore	2 Baulkman 2 Moore
Feb. 20	5:30 p.m.	LSU* (ESPNU)	W, 81-65	19,721	19 Hubbs III	10 Moore	7 Moore
Feb. 24	9 p.m.	at South Carolina* (SEC Network)	L, 58-84	13,224	19 Baulkman	9 Alexander	6 Moore
Feb. 27	7:30 p.m.	Arkansas* (SEC Network)	L, 65-75	14,413	17 Moore	11 Moore	5 Moore
March 1	7 p.m.	at Vanderbilt* (SEC Network)	L, 69-86	13,099	23 Phillips	7 Phillips	6 Moore
March 5	Noon	Ole Miss (SEC Network)	L, 60-83	14,424	18 Baulkman	6 Schofield	4 Schofield
March 9	8 p.m.	4-vs. Auburn (SEC Network)	W, 97-59	9,787	22 Moore	11 Reese	5 Moore
March 10	3:30 p.m.	4-vs. Vanderbilt (SEC Network)	W, 67-65	12,270	18 Mostella	10 Reese	3 Moore 3 Mostella
March 11	3:30 p.m.	4-vs. LSU (SEC Network)	L, 75-84	15,222	19 Hubbs III 19 Mostella	6 Moore 6 Reese	8 Moore

1-Barclays Center Classic (Brooklyn, New York)

2-Battle in Seattle (KeyArena, Seattle, Wash.)

3-Big 12/SEC Challenge

4-SEC Tournament (Bridgestone Arena, Nashville, Tenn.)

\* Southeastern Conference Game (regular season); All Rankings AP; All Times Eastern

## FINAL STATISTICS

■ ALL GAMES	GP-GS	MIN	AVG	TOTAL		3-POINT		FT-A	PCT	REBOUNDS			A	TO	BLK	ST	PTS	AVG
				FG-A	PCT	FG-A	PCT			O-D-T	AVG	PF-FO						
0 Punter Jr., Kevin	26-26	886	34.1	177-385	.460	58-157	.369	165-202	.817	5-85-90	3.5	73-0	91	66	6	36	577	22.2
4 Moore, Armani	33-33	1080	32.7	149-360	.414	18-57	.316	87-154	.565	64-187-251	7.6	91-1	134	85	54	39	403	12.2
3 Hubbs III, Robert	30-16	801	26.7	128-283	.452	11-46	.239	51-69	.739	47-70-117	3.9	47-1	38	22	1	13	318	10.6
34 Baulkman, Devon	34-32	933	27.4	109-292	.373	62-186	.333	44-54	.815	51-66-117	3.4	56-0	60	45	13	35	324	9.5
15 Mostella, Detrick	34-4	667	19.6	95-262	.363	47-155	.303	50-68	.735	14-60-74	2.2	66-1	40	45	6	9	287	8.4
5 Schofield, Admiral	32-22	598	18.7	92-207	.444	25-83	.301	35-39	.897	43-86-129	4.0	88-2	29	22	10	12	244	7.6
25 Phillips, Shembari	33-11	535	16.2	60-147	.408	21-57	.368	36-47	.766	14-47-61	1.8	72-2	32	44	5	8	177	5.4
21 McGhee, Jabari	6-0	65	10.8	9-17	.529	0-0	.000	5-6	.833	8-11-19	3.2	17-0	0	1	3	4	23	3.8
23 Reese, Derek	34-15	653	19.2	40-86	.465	7-15	.467	20-37	.541	61-123-184	5.4	64-3	28	18	20	17	107	3.1
11 Alexander, Kyle	32-11	391	12.2	16-37	.432	0-0	.000	21-32	.656	49-52-101	3.2	55-0	2	14	31	5	53	1.7
2 Kasongo, Ray	22-0	120	5.5	12-23	.522	0-0	.000	7-11	.636	13-19-32	1.5	26-0	1	6	7	1	31	1.4
24 Campbell, Lucas	4-0	8	2.0	1-3	.333	1-2	.500	0-0	.000	0-1-1	0.3	1-0	0	1	0	0	3	0.8
32 Woodson, Brad	10-0	63	6.3	2-14	.143	1-9	.111	2-2	1.000	3-5-8	0.8	6-0	3	2	0	1	7	0.7
TEAM										56-52-108	3.3							9
<b>Total</b>	<b>34</b>			<b>890-2116</b>	<b>.421</b>	<b>251-767</b>	<b>.327</b>	<b>523-721</b>	<b>.725</b>	<b>428-864-1292</b>	<b>38.0</b>	<b>662-10</b>	<b>458</b>	<b>380</b>	<b>156</b>	<b>180</b>	<b>2554</b>	<b>75.1</b>
<b>Opponents</b>	<b>34</b>			<b>886-2081</b>	<b>.426</b>	<b>248-726</b>	<b>.342</b>	<b>536-776</b>	<b>.691</b>	<b>456-905-1361</b>	<b>40.0</b>	<b>692-14</b>	<b>471</b>	<b>417</b>	<b>120</b>	<b>204</b>	<b>2556</b>	<b>75.2</b>

Score By Periods:	1st	2nd	Total
Tennessee	1168	1386	2554
Opponents	1179	1377	2556

Deadball Rebounds:	OFF	DEF	TOTAL
Tennessee	81	6	87
Opponents	109	10	119

■ SEC GAMES	GP-GS	MIN	AVG	TOTAL		3-POINT		FT-A	PCT	REBOUNDS			A	TO	BLK	ST	PTS	AVG
				FG-A	PCT	FG-A	PCT			O-D-T	AVG	PF-FO						
0 Punter Jr., Kevin	13-13	436	33.5	85-203	.419	30-85	.353	87-102	.853	3-39-42	3.2	38-0	43	35	3	14	287	22.1
4 Moore, Armani	17-17	558	32.8	64-168	.381	6-28	.214	37-68	.544	39-93-132	7.8	47-0	70	43	26	22	171	10.1
3 Hubbs III, Robert	16-9	398	24.9	58-131	.443	2-13	.154	33-42	.786	26-41-67	4.2	20-1	20	14	0	7	151	9.4
34 Baulkman, Devon	18-16	467	25.9	53-146	.363	30-94	.319	22-29	.759	22-33-55	3.1	31-0	31	23	4	16	158	8.8
5 Schofield, Admiral	18-13	385	21.4	60-139	.432	15-55	.273	22-25	.880	26-54-80	4.4	51-1	18	14	4	9	157	8.7
15 Mostella, Detrick	18-3	365	20.3	48-138	.348	28-89	.315	23-28	.821	7-28-35	1.9	37-1	13	20	5	4	147	8.2
25 Phillips, Shembari	18-8	368	20.4	48-111	.432	17-41	.415	27-35	.771	8-35-43	2.4	48-2	20	28	1	5	140	7.8
23 Reese, Derek	18-2	293	16.3	14-31	.452	1-4	.250	9-14	.643	31-46-77	4.3	29-2	11	8	7	8	38	2.1
11 Alexander, Kyle	17-9	219	12.9	10-23	.435	0-0	.000	10-16	.625	33-26-59	3.5	33-0	0	11	11	5	30	1.8
2 Kasongo, Ray	10-0	59	5.9	5-11	.455	0-0	.000	4-5	.800	6-7-13	1.3	12-0	1	4	3	0	14	1.4
32 Woodson, Brad	7-0	49	7.0	2-11	.182	1-9	.111	0-0	.000	2-3-5	0.7	5-0	1	2	0	1	5	0.7
24 Campbell, Lucas	2-0	3	1.5	0-0	.000	0-0	.000	0-0	.000	0-0-0	0.0	1-0	0	1	0	0	0	0.0
TEAM										35-30-65	3.8							6
<b>Total</b>	<b>18</b>			<b>447-1112</b>	<b>.402</b>	<b>130-418</b>	<b>.311</b>	<b>274-364</b>	<b>.753</b>	<b>238-435-673</b>	<b>37.4</b>	<b>352-7</b>	<b>228</b>	<b>209</b>	<b>64</b>	<b>91</b>	<b>1298</b>	<b>72.1</b>
<b>Opponents</b>	<b>18</b>			<b>471-1067</b>	<b>.441</b>	<b>145-389</b>	<b>.373</b>	<b>288-422</b>	<b>.682</b>	<b>236-477-713</b>	<b>39.6</b>	<b>365-7</b>	<b>258</b>	<b>230</b>	<b>76</b>	<b>111</b>	<b>1375</b>	<b>76.4</b>

Score By Periods:	1st	2nd	Total
Tennessee	579	719	1298
Opponents	611	764	1375

Deadball Rebounds:	OFF	DEF	TOTAL
Tennessee	35	2	37
Opponents	57	5	62

OUTLOOK

PLAYERS

STAFF

REVIEW

RESULTS

RECORDS

HONORS

POSTSEASON

VOLTMANAC

MEDIA INFO



# HIGHS & LOWS

## TENNESSEE INDIVIDUAL GAME HIGHS

Points.....	36	Kevin Punter Jr. vs. S. Carolina (1/23/16)
FGs Made .....	11	Kevin Punter Jr. at Auburn (1/2/16)
	11	Armani Moore vs. Army West Point (11/24/15)
FG Attempts.....	23	Kevin Punter Jr. at Butler (12/12/15)
FG% (min 5 made) .857 (6-7)		Admiral Schofield at Butler (12/12/15)
3 PT FG Made .....	6	Kevin Punter Jr. vs. S. Carolina (1/23/16)
	6	Devon Baukman vs. Gardner-Webb (11/22/15)
3 PT FG Attempts.....	11	Kevin Punter Jr. at TCU (1/30/16)
	11	Kevin Punter Jr. vs. S. Carolina (1/23/16)
	11	Detrick Mostella at Miss. State (1/16/16)
3 FG% (min 3 made) 1.000 (3-3)		Kevin Punter Jr. vs. Florida (1/6/16)
FTs Made .....	14	Kevin Punter Jr. vs. S. Carolina (1/23/16)
FT Attempts .....	15	Kevin Punter Jr. vs. S. Carolina (1/23/16)
FT % (min 5 made) 1.000 (8-8)		Robert Hubbs III vs. S. Carolina (1/23/16)
	1.000 (8-8)	Kevin Punter Jr. at Miss. State (1/16/16)
	1.000 (8-8)	Kevin Punter Jr. vs. Texas A&M (1/9/16)
Rebounds .....	16	Armani Moore vs. Gardner-Webb (11/22/15)
Offensive Rebounds.....	6	Kyle Alexander at S. Carolina (2/24/16)
Assists .....	8	Armani Moore vs. LSU (3/11/16)
Steals .....	5	Devon Baukman vs. Vanderbilt (3/10/16)
	5	Armani Moore vs. S. Carolina (1/23/16)
Blocked Shots.....	6	Kyle Alexander at TCU (1/30/16)
Turnovers.....	6	Armani Moore vs. LSU (3/11/16)
	6	Armani Moore vs. Ole Miss (3/5/16)
	6	Shembari Phillips at S. Carolina (2/24/16)
	6	Armani Moore at Georgia Tech (11/16/16)
Minutes Played .....	40	Kevin Punter Jr. at Miss. State (1/16/16)

## TENNESSEE TEAM GAME HIGHS

Points.....	97	vs. Auburn (3/9/16)
FGs Made .....	37	vs. Army West Point (11/24/15)
FG Attempts.....	79	at Auburn (1/2/16)
FG% .....	.586 (34-58)	vs. Auburn (3/9/16)
3 PT FG Made .....	13	vs. Gardner-Webb (11/22/15)
3 PT FG Attempts.....	34	at South Carolina (2/24/16)
3 PT FG % .....	.538 (7-13)	at Vanderbilt (3/1/16)
FTs Made .....	30	vs. Kentucky (2/2/16)
FT Attempts .....	34	vs. Kentucky (2/2/16)
FT% .....	1.000 (5-5)	at Alabama (1/26/16)
Rebounds .....	53	at Georgia Tech (11/16/15)
Offensive Rebounds.....	24	at Georgia Tech (11/16/15)
Assists .....	23	vs. Gardner-Webb (11/22/15)
Steals .....	12	vs. South Carolina (1/23/16)
Blocked Shots.....	10	vs. Army West Point (11/24/15)
Turnovers .....	18	vs. South Carolina (1/23/16)
Fouls .....	26	vs. LSU (3/11/16)
	26	vs. Auburn (3/9/16)
	26	vs. Vanderbilt (1/20/16)

## TENNESSEE TEAM GAME LOWS

Points.....	57	at Alabama (1/26/16)
FGs Made .....	19	vs. South Carolina (1/23/16)
FG Attempts.....	46	vs. South Carolina (1/23/16)
FG% .....	.329 (25-76)	vs. Vanderbilt (1/20/16)
3 PT FG Made .....	3	vs. Florida Atlantic (12/16/15)
	3	at Auburn (1/2/16)
3 PT FG Attempts.....	13	vs. Florida Atlantic (12/16/15)
	13	at Vanderbilt (3/1/16)
3 PT FG % .....	.107 (3-28)	at Auburn (1/2/16)
FTs Made .....	4	at South Carolina (2/24/16)
FT Attempts .....	5	at Alabama (1/26/16)
FT% .....	.364 (4-11)	at South Carolina (2/24/16)
Rebounds .....	26	at Butler (12/12/15)
	26	at Missouri (2/13/16)
Offensive Rebounds.....	6	at Georgia (1/13/16)
Assists .....	7	at Kentucky (2/18/16)
Steals .....	0	at Mississippi State (1/16/16)
Blocked Shots.....	0	at Georgia (1/13/16)
Turnovers.....	5	at Missouri (2/13/16)
Fouls .....	10	vs. Vanderbilt (3/10/16)

## OPPONENT INDIVIDUAL GAME HIGHS

Points.....	36	Domantas Sabonis, Gonzaga (12/19/15)
FGs Made .....	12	Domantas Sabonis, Gonzaga (12/19/15)
FG Attempts.....	20	Jamal Murray, Kentucky (2/2/16)
FG% (min 5 made) .889 (8-9)		Ryan Rosburg, Missouri (2/13/16)
3 PT FG Made .....	7	Derek Willis, Kentucky (2/18/16)
3 PT FG Attempts.....	12	Jamal Murray, Kentucky (2/2/16)
3FG% (min 2 made) 1.000 (2-2)		Jimmy Whitt, Arkansas (2/6/16)
	1.000 (2-2)	Patricio Garino, Geo. Washington (11/27/15)
FTs Made .....	12	Tyler Ulis, Kentucky (2/2/16)
	12	Wade Baldwin IV, Vanderbilt (1/20/16)
	12	Domantas Sabonis, Gonzaga (12/19/15)
FT Attempts .....	15	Domantas Sabonis, Gonzaga (12/19/15)
FT% (min 5 made) 1.000 (9-9)		Antonio Blakeney, LSU (3/11/16)
Rebounds.....	16	Domantas Sabonis, Gonzaga (12/19/15)
Offensive Rebounds.....	7	Sebastian Sanz, Ole Miss (3/5/16)
	7	Cinmeon Bowers, Auburn (2/9/16)
	7	Gavin Ware, Mississippi State (1/16/16)
Assists .....	10	Roosevelt Jones, Butler (12/12/15)
Steals .....	5	Alex Caruso, Texas A&M (1/9/16)
	5	Nick Rutherford, Florida Atlantic (12/16/15)
Blocked Shots.....	5	Luke Kornet, Vanderbilt (3/10/16)
	5	Luke Kornet, Vanderbilt (3/1/16)
	5	Luke Kornet, Vanderbilt (1/20/16)
Turnovers.....	8	Ben Simmons, LSU (2/20/16)
Minutes Played .....	40	Antonio Blakeney, LSU (3/11/16)
	40	Tim Quarterman, LSU (3/11/16)

## OPPONENT TEAM GAME HIGHS

Points.....	94	Butler (12/12/15)
FGs Made .....	32	South Carolina (2/24/16)
FG Attempts.....	74	Marshall (11/19/15)
FG% .....	.545 (24-44)	Missouri (2/13/16)
3 PT FG Made .....	13	Vanderbilt (1/20/16)
3 PT FG Attempts.....	35	Marshall (11/19/15)
3 PT FG % .....	.632 (12-19)	at Georgia (1/13/16)
FTs Made .....	29	Vanderbilt (1/20/16)
FT Attempts .....	39	Vanderbilt (1/20/16)
FT% .....	.867 (26-30)	Butler (12/12/15)
Rebounds .....	50	Vanderbilt (1/20/16)
Offensive Rebounds.....	21	Ole Miss (3/5/16)
Assists .....	21	Texas A&M (1/9/16)
Steals .....	11	Texas A&M (1/9/16)
Blocked Shots.....	12	Georgia Tech (11/16/15)
Turnovers .....	20	Georgia (1/13/16)
Fouls .....	27	Florida Atlantic (12/16/15)

## OPPONENT TEAM GAME LOWS

Points.....	45	Auburn (2/9/16)
FGs Made .....	14	Auburn (2/9/16)
FG Attempts.....	44	Missouri (2/13/16)
FG% .....	.237 (14-59)	Auburn (2/9/16)
3 PT FG Made .....	2	Georgia Tech (11/16/15)
3 PT FG Attempts.....	12	TCU (1/30/16)
3 PT FG % .....	.105 (2-19)	Georgia Tech (11/16/15)
FTs Made .....	6	Vanderbilt (3/10/16)
FT Attempts .....	10	Vanderbilt (3/10/16)
FT% .....	.500 (12-24)	Auburn (2/9/16)
Rebounds .....	30	Tennessee State (12/29/15)
Offensive Rebounds.....	5	Arkansas (2/27/16)
Assists .....	4	Auburn (3/9/16)
Steals .....	1	Army West Point (11/24/15)
Blocked Shots.....	0	Nebraska (11/28/15)
	0	LSU (2/20/16)
	0	LSU (3/11/16)
Turnovers.....	6	Gonzaga (12/19/15)
Fouls .....	13	Vanderbilt (3/1/16)

## 2015-16 TEAM COMPARISON

		Date	Result	FG-A	Pct	3FG-A	Pct	FT-A	Pct	Rebounds	PF	Pts	A	TO	Blk	Stl	Min	Pts. at Half
										O-D-Total								
UNC Asheville				29-65	.446	6-17	.353	14-18	.778	14-22-36	25	78	12	13	1	8	200	33
at Tennessee	Nov. 13	W, 82-78		30-57	.526	4-16	.250	18-26	.692	9-24-33	16	82	16	11	6	8	200	34
at Georgia Tech				28-71	.394	2-19	.105	11-18	.611	19-28-47	19	69	15	14	12	10	200	40
Tennessee	Nov. 16	L, 67-69		27-77	.351	4-15	.267	9-17	.529	24-29-53	16	67	9	16	4	6	200	38
Marshall				27-74	.365	9-35	.257	11-14	.786	16-27-43	26	74	16	14	4	6	200	38
at Tennessee	Nov. 19	W, 84-74		26-65	.400	7-23	.304	25-30	.833	14-33-47	16	84	15	12	6	7	200	35
Gardner-Webb				22-72	.306	9-28	.321	11-20	.550	16-25-41	22	64	8	8	2	6	200	37
at Tennessee	Nov. 22	W, 89-64		32-61	.525	13-28	.464	12-23	.522	10-42-52	21	89	23	10	7	2	200	41
Army West Point				28-70	.400	10-27	.370	14-18	.778	16-28-44	14	80	17	14	2	1	200	36
at Tennessee	Nov. 24	W, 95-80		37-70	.529	10-22	.455	11-17	.647	8-29-37	19	95	17	7	10	6	200	40
vs. George Washington				28-62	.452	3-15	.200	14-20	.700	18-29-47	16	73	16	14	5	4	200	38
Tennessee	Nov. 27	L, 70-73		26-65	.400	7-24	.292	11-16	.688	12-18-30	20	70	10	6	3	7	200	27
vs. Nebraska				30-61	.492	6-13	.462	16-27	.593	14-32-46	19	82	11	13	0	8	200	40
Tennessee	Nov. 28	L, 71-82		21-59	.356	8-20	.400	21-26	.808	9-21-30	23	71	13	11	7	6	200	32
at #18 Butler				29-62	.468	10-28	.357	26-30	.867	14-25-39	22	94	19	10	1	3	200	48
Tennessee	Dec. 12	L, 86-94		31-63	.492	8-23	.348	16-21	.762	7-19-26	24	86	16	8	4	3	200	43
Florida Atlantic				20-58	.345	6-15	.400	16-22	.727	9-22-31	27	62	10	15	1	10	200	27
at Tennessee	Dec. 16	W, 81-62		27-56	.482	3-13	.231	24-33	.727	13-32-45	20	81	11	15	8	6	200	36
vs. Gonzaga				29-63	.460	4-18	.222	24-33	.727	14-28-42	19	86	9	6	4	3	200	49
Tennessee	Dec. 19	L, 79-86		29-66	.439	10-21	.476	11-16	.688	11-21-32	23	79	13	9	8	2	200	33
ETSU				25-68	.368	8-27	.296	9-12	.750	12-33-45	20	67	13	10	2	4	200	33
at Tennessee	Dec. 22	W, 76-67		25-63	.397	6-18	.333	20-31	.645	13-33-46	12	76	14	8	6	4	200	42
Tennessee State				27-57	.474	7-17	.412	8-13	.615	9-21-30	19	69	14	14	2	10	200	43
at Tennessee	Dec. 29	W, 74-69		26-57	.456	9-22	.409	13-20	.650	14-25-39	13	74	14	14	5	10	200	36
at Auburn				28-53	.528	12-26	.462	15-27	.556	8-29-37	23	83	13	17	3	7	200	36
Tennessee	Jan. 2	L, 77-83		30-79	.380	3-28	.107	14-19	.737	23-25-48	23	77	15	12	3	3	200	36
Florida				24-70	.343	9-26	.346	12-19	.632	17-23-40	18	69	16	14	5	8	200	31
at Tennessee	Jan. 6	W, 83-69		31-66	.470	6-19	.316	15-21	.714	15-34-49	14	83	16	15	5	8	200	53
#21 Texas A&M				31-62	.500	9-21	.429	21-28	.750	14-20-34	21	92	21	14	3	11	200	38
at Tennessee	Jan. 9	L, 88-92		29-59	.492	12-27	.444	18-21	.857	12-21-33	22	88	18	18	6	6	200	46
at Georgia				28-56	.500	12-19	.632	13-23	.565	11-32-43	23	81	13	20	5	4	200	28
Tennessee	Jan. 13	L, 72-81		22-58	.379	6-23	.261	22-26	.846	6-22-28	25	72	12	13	0	10	200	35
at Mississippi State				28-66	.424	5-19	.263	14-20	.700	17-23-40	23	75	18	9	4	6	200	27
Tennessee	Jan. 16	W, 80-75		26-55	.473	10-23	.435	18-24	.750	8-23-31	21	80	11	8	6	0	200	38
Vanderbilt				23-57	.404	13-33	.394	29-39	.744	11-39-50	22	88	20	12	10	3	200	44
at Tennessee	Jan. 20	L, 74-88		25-76	.329	4-20	.200	20-25	.800	15-28-43	26	74	11	6	4	5	200	23
#24 South Carolina				25-60	.417	4-14	.286	15-23	.652	16-18-34	24	69	11	17	2	7	200	28
at Tennessee	Jan. 23	W, 78-69		19-46	.413	10-21	.476	30-32	.938	11-23-34	21	78	11	18	3	12	200	29
at Alabama				24-60	.400	4-21	.190	11-13	.846	12-30-42	14	63	8	16	5	9	200	24
Tennessee	Jan. 26	L, 57-63		22-65	.338	8-33	.242	5-5	1.000	13-25-38	16	57	11	17	5	9	200	25
at TCU				23-55	.418	5-12	.417	24-38	.632	13-33-46	16	75	18	12	2	6	200	27
Tennessee	Jan. 30	L, 63-75		23-69	.333	8-31	.258	9-13	.692	16-25-41	25	63	15	13	7	10	200	41
#20 Kentucky				26-62	.419	7-22	.318	18-23	.783	16-20-36	26	77	15	11	4	2	200	42
at Tennessee	Feb. 2	W, 84-77		23-56	.411	8-19	.421	30-34	.882	14-23-37	19	84	12	8	3	3	200	36
at Arkansas				30-57	.526	9-22	.409	16-25	.640	15-25-40	18	85	17	10	8	8	200	36
Tennessee	Feb. 6	L, 67-85		23-65	.354	10-27	.370	11-17	.647	16-17-33	18	67	14	9	5	5	200	23
Auburn				14-59	.237	5-26	.192	12-24	.500	17-27-44	23	45	5	14	1	3	200	23
at Tennessee	Feb. 9	W, 71-45		25-64	.391	7-24	.292	14-20	.700	16-32-48	21	71	15	9	2	3	200	34
at Missouri				24-44	.545	5-16	.313	22-30	.733	11-30-41	22	75	12	17	3	3	200	38
Tennessee	Feb. 13	L, 64-75		21-55	.382	8-27	.296	14-24	.583	11-15-26	21	64	8	5	1	4	200	27
at #14 Kentucky				26-62	.419	11-24	.458	17-23	.739	14-31-45	19	80	13	8	4	2	200	44
Tennessee	Feb. 18	L, 70-80		22-58	.379	5-14	.357	21-30	.700	13-26-39	17	70	7	7	3	1	200	30
LSU				25-62	.403	5-15	.333	10-16	.625	10-25-35	21	65	11	16	0	7	200	25
at Tennessee	Feb. 20	W, 81-65		31-63	.492	7-22	.318	12-20	.600	11-31-42	16	81	19	12	4	7	200	31
at South Carolina				32-61	.525	8-20	.400	12-18	.667	10-30-40	14	84	20	9	3	6	200	49
Tennessee	Feb. 24	L, 58-84		22-63	.349	10-34	.294	4-11	.364	13-22-35	21	58	13	12	3	5	200	34
Arkansas				25-52	.481	9-19	.474	16-23	.696	5-28-33	16	75	13	9	5	6	200	34
at Tennessee	Feb. 27	L, 65-75		25-65	.385	4-21	.190	11-14	.786	15-27-42	19	65	13	11	4	2	200	33
at Vanderbilt				31-64	.484	7-21	.333	17-21	.810	11-26-37	13	86	17	7	7	10	200	43
Tennessee	March 1	L, 69-86		28-61	.459	7-13	.538	6-8	.750	8-24-32	18	69	9	12	4	3	200	24
Ole Miss				27-60	.450	11-25	.440	18-27	.667	21-21-42	20	83	15	10	4	9	200	31
at Tennessee	March 5	L, 60-83		23-58	.397	5-23	.217	9-13	.692	18-17-35	17	60	13	17	3	5	200	22
vs. Auburn				17-57	.298	4-24	.167	21-29	.724	14-20-34	23	59	4	11	1	3	200	25
Tennessee	March 9	W, 97-59		34-58	.586	11-25	.440	18-26	.692	9-27-36	26	97	20	10	5	4	200	44
vs. Vanderbilt				25-57	.439	9-25	.360	6-10	.600	9-30-39	20	65	17	12	5	3	200	22
Tennessee	March 10	W, 67-65		25-63	.397	6-19	.316	11-16	.688	12-25-37	10	67	10	7	4	6	200	34
vs. LSU				28-62	.452	5-17	.294	23-32	.719	13-25-38	20	84	14	7	0	8	200	32
Tennessee	March 11	L, 75-84		24-55	.436	7-29	.241	20-26	.769	9-26-35	26	75	14	14	2	2	200	33

Rankings listed are Associated Press



OUTLOOK  
 PLAYERS  
 STAFF  
 REVIEW  
 RESULTS  
 RECORDS  
 HONORS  
 POSTSEASON  
 VOLMANAC



ATTENDANCE SUMMARY

	Games	Totals	Average
Home	16	227,725	14,233
Away	12	131,429	10,952
Neutral	6	62,379	10,397
Total	34	421,533	12,398

■ TENNESSEE'S RECORD WHEN

Leading at halftime	12-6
Trailing at halftime	3-13
Tied at halftime	0-0
Leading with 10:00 remaining	12-3
Trailing with 10:00 remaining	2-16
Tied with 10:00 remaining	1-0
Leading with 5:00 remaining	12-2
Trailing with 5:00 remaining	2-17
Tied with 5:00 remaining	1-0
In Overtime	0-0
Tennessee out-rebounds opponent	10-3
Tennessee is out-rebounded	4-16
Same amount of rebounds	1-0
Tennessee commits more turnovers	3-10
Opponent commits more turnovers	10-9
Same amount of turnovers	2-0
Tennessee shoots 50 percent or better	4-0
Opponent shoots 50 percent or better	0-6
Tennessee shoots less than 50 percent	11-19
Opponent shoots less than 50 percent	15-13
Tennessee shoots better than opponent	11-1
Opponent shoots better than Tennessee	4-18
Same shooting percentage	0-0
Tennessee has more free-throw attempts	12-2
Opponent has more free-throw attempts	3-17
Same amount of free-throw attempts	0-0
Tennessee bench outscores opponent bench	8-10
Opponent bench outscores Tennessee bench	7-9
Benches score the same	0-0
Tennessee scores less than 50	0-0
Tennessee scores between 50-59	0-2
Tennessee scores between 60-69	1-7
Tennessee scores between 70-79	4-8
Tennessee scores between 80-89	8-2
Tennessee scores between 90-99	2-0
Tennessee scores 100 or more	0-0
Opponent scores less than 50	1-0
Opponent scores between 50-59	1-0
Opponent scores between 60-69	8-2
Opponent scores between 70-79	4-4
Opponent scores between 80-89	1-11
Opponent scores between 90-99	0-2
Opponent scores 100 or more	0-0
In November	4-3
In December	3-2
In January	3-6
In February	3-5
In March	2-3
On Monday	0-1
On Tuesday	5-2
On Wednesday	3-3
On Thursday	2-1
On Friday	1-2
On Saturday	3-10
On Sunday	1-0

Starting Lineups (listed in order of positions, 1-5)

**W-L**

3-3	Punter Jr., Baukman, Hubbs III, Moore, Reese
1-0	Punter Jr., Baukman, Mostella, Moore, Reese
1-3	Punter Jr., Baukman, Schofield, Moore, Reese
3-1	Punter Jr., Baukman, Schofield, Moore, Alexander
2-5	Punter Jr., Baukman, Hubbs III, Moore, Schofield
1-0	Punter Jr., Baukman, Mostella, Hubbs III, Schofield
1-2	Punter Jr., Phillips, Baukman, Moore, Alexander
1-1	Phillips, Mostella, Hubbs, Moore, Alexander
0-2	Phillips, Baukman, Moore, Schofield, Alexander
2-2	Phillips, Baukman, Moore, Schofield, Reese

Margin of Victory/Defeat

	1	2	3	4	5	6-10	11-15	16-19	20-24	25+
Wins	1	-	2	1	1	6	4	-	1	-
Losses	-	1	1	-	2	4	3	5	-	-

Most First Half Points

Tennessee	53 vs. Florida (1/6/16)
Opponents	49 Gonzaga and S. Carolina

Fewest First Half Points

Tennessee	22 vs. Ole Miss (3/5/16)
Opponents	22 Vanderbilt (3/10/16)

Largest Halftime Lead

Tennessee	22 vs. Florida (1/6/16)
Opponents	21 Vanderbilt (1/16/16)

Jump Balls Controlled

Tennessee	23
Opponents	11

How First Points Scored

Jump Shot	15
Lay-up	11
3-Pointer	5
Free Throw	2
Tip-in	1

Scored UT's First Points

Armani Moore	8
Kevin Punter Jr.	6
Robert Hubbs III	5
Admiral Schofield	5
Devon Baukman	4
Kyle Alexander	2
Detrick Mostella	2
Derek Reese	2
Shembari Phillips	1

First Off UT Bench\*

Detrick Mostella	11
Derek Reese	11
Kyle Alexander	5
Robert Hubbs III	4
Jabari McGhee	4
Shembari Phillips	3
Devon Baukman	2
Ray Kasongo	2
Admiral Schofield	2
* includes multiple subs	

Dunks Sea Car

Robert Hubbs	20	33
Derek Reese	6	19
Devon Baukman	5	8
Detrick Mostella	5	7
Admiral Schofield	5	5
Jabari McGhee	2	3
Shembari Phillips	2	2
Kevin Punter Jr.	2	2
Kyle Alexander	1	1
Armani Moore	1	6

Points Leader\* Sea Car

Kevin Punter Jr.	19	24
Armani Moore	6	13
Detrick Mostella	5	6
Devon Baukman	2	3
Robert Hubbs	3	4
Shembari Phillips	1	1

Reb. Leader\* Sea Car

Armani Moore	17	41
Derek Reese	10	20
Kyle Alexander	4	4
Admiral Schofield	4	4
Robert Hubbs	2	3
Devon Baukman	1	1
Detrick Mostella	1	1
Shembari Phillips	1	1
Jabari McGhee	-	1

Assists Leader\* Sea Car

Armani Moore	23	33
Kevin Punter Jr.	12	19
Devon Baukman	4	5
Robert Hubbs	2	3
Detrick Mostella	1	1
Admiral Schofield	1	1
Derek Reese	-	2

Steals Leader\* Sea Car

Armani Moore	14	34
Devon Baukman	11	12
Kevin Punter Jr.	8	23
Derek Reese	6	12
Robert Hubbs	4	5
Detrick Mostella	4	5
Admiral Schofield	4	4
Shembari Phillips	2	2
Kyle Alexander	1	1
Jabari McGhee	1	2
Brad Woodson	1	1

Blocks Leader\* Sea Car

Armani Moore	18	50
Kyle Alexander	11	11
Derek Reese	5	13
Ray Kasongo	4	4
Devon Baukman	3	4
Admiral Schofield	3	3

Most Second Half Points

Tennessee	55 vs. Army (11/24/15)
Opponents	54 Texas A&M (1/9/16)

Fewest Second Half Points

Tennessee	22 at TCU (1/30/16)
Opponents	27 Gardner-Webb (11/22/15)

Largest Margin of Victory

Tennessee	38 vs. Auburn (3/9/16)
Opponents	26 South Carolina (2/24/16)

Detrick Mostella	2	2
Shembari Phillips	1	1
Kevin Punter Jr.	-	4
Robert Hubbs	-	3

10+ Points Sea Car

Kevin Punter Jr.	24	43
Armani Moore	21	37
Robert Hubbs	18	26
Devon Baukman	15	19
Detrick Mostella	13	15
Admiral Schofield	12	12
Shembari Phillips	7	7
Jabari McGhee	1	1
Derek Reese	-	8

20+ Points Sea Car

Kevin Punter Jr.	18	18
Armani Moore	4	4
Devon Baukman	1	2
Robert Hubbs	1	1
Detrick Mostella	1	1
Shembari Phillips	1	1
Admiral Schofield	1	1

30+ Points Sea Car

Kevin Punter Jr.	3	3
------------------	---	---

10+ Rebounds Sea Car

Armani Moore	9	16
Derek Reese	5	7
Kyle Alexander	1	1

Double-Doubles Sea Car

Armani Moore	6	10
Derek Reese	-	1

Charges Drawn Sea Car

Armani Moore	11	25
Admiral Schofield	11	11
Kyle Alexander	4	4
Detrick Mostella	3	4
Shembari Phillips	3	3
Derek Reese	2	5
Devon Baukman	1	5
Robert Hubbs	1	4
Jabari McGhee	-	4
Kevin Punter Jr.	-	3

# GAME RECAPS

**Official Basketball Box Score -- Game Totals -- Final Statistics**  
**UNC Asheville vs Tennessee**  
**11/13/15 7:00 p.m. at Knoxville, Tenn. (Thompson-Boling Arena)**



**UNC Asheville 78 • 0-1**

##	Player	Total	3-Ptr			Rebounds			PF	TP	A	T	Blk	Stl	Min
			FG	FGA	FT	FTA	Off	Def							
22	Weeks, Will	10-18	0-0	5-8	3	2	5	3	25	1	3	0	0	38	
10	Vannatta, Kevin	5-8	3-5	4-4	0	7	7	17	4	2	0	0	3	38	
13	Robertson, David	2-12	1-6	0-0	2	2	4	5	2	0	0	0	0	36	
14	Thomas, Ahmad	5-8	0-1	0-0	1	5	6	4	6	1	0	3	29		
22	Sutton, Dwayne	1-2	1-2	2-2	0	4	4	5	0	3	0	1	1	16	
7	Wnuk, Alec	1-1	1-1	0-0	0	0	0	0	3	0	1	0	0	2	
21	Zilli, Giacomo	0-2	0-0	0-0	0	0	0	0	0	0	0	0	0	4	
4	Smith, Dylan	0-4	0-2	0-0	0	0	2	0	0	0	0	0	0	6	
3	Hughes, Sam	5-6	0-0	3-4	0	2	2	5	13	1	3	1	1	23	
41	Canon, John	2-4	0-0	3	0	3	1	4	0	0	0	0	0	8	
	Team			5	0	5	0								
<b>Totals</b>		<b>29-65</b>	<b>6-17</b>	<b>14-18</b>	<b>14</b>	<b>22</b>	<b>26</b>	<b>25</b>	<b>78</b>	<b>12</b>	<b>13</b>	<b>1</b>	<b>0</b>	<b>8</b>	

FG % 1st Half: 13-32 40.6% 2nd half: 16-33 48.5% Game: 29-65 44.6% Deadball Rebounds  
 3FG % 1st Half: 3-8 37.5% 2nd half: 3-9 33.3% Game: 6-17 35.3%  
 FT % 1st Half: 4-5 80.0% 2nd half: 10-13 76.9% Game: 14-18 77.8%

**Tennessee 82 • 1-0**

##	Player	Total	3-Ptr			Rebounds			PF	TP	A	T	Blk	Stl	Min
			FG	FGA	FT	FTA	Off	Def							
04	Moore, Armani	4-10	0-2	4-5	1	7	8	4	12	6	1	2	1	29	
23	Reese, Derek	3-3	0-0	2-4	0	8	8	1	8	1	2	0	0	23	
00	Punter, Kevin	10-14	3-6	8-12	0	0	0	1	31	2	3	0	2	35	
03	Hubbs III, Robert	8-12	1-3	1-1	0	0	0	2	18	0	0	1	1	30	
14	Baukman, Devon	0-5	0-2	0-0	2	2	0	0	3	3	0	0	0	29	
05	Schofield, Admiral	1-3	0-1	0-0	1	3	4	3	2	2	1	2	0	10	
11	Alexander, Kyle	0-0	0-0	0	0	3	3	1	0	0	0	0	0	5	
15	Mostella, Detrick	0-1	0-1	0-0	0	0	0	0	2	1	0	0	0	7	
21	McGhee, Jabari	3-6	0-0	3-4	4	2	6	3	9	0	0	0	3	17	
25	Phillips, Shembari	1-3	0-1	0-0	0	0	0	1	2	0	0	1	1	15	
	Team			1	1	2									
<b>Totals</b>		<b>30-57</b>	<b>4-16</b>	<b>18-26</b>	<b>9</b>	<b>24</b>	<b>33</b>	<b>16</b>	<b>82</b>	<b>16</b>	<b>11</b>	<b>6</b>	<b>8</b>	<b>200</b>	

FG % 1st Half: 15-30 50.0% 2nd half: 15-27 55.6% Game: 30-57 52.6% Deadball Rebounds  
 3FG % 1st Half: 2-10 20.0% 2nd half: 2-6 33.3% Game: 4-16 25.0%  
 FT % 1st Half: 2-4 50.0% 2nd half: 16-22 72.7% Game: 18-26 69.2%

Officials: John Hampton, Garrick Shamson, J.B. DeRosa  
 Technical Fouls: UNC Asheville-None, Tennessee-None  
 Attendance: 11564

Score by periods	1st	2nd	Total
UNC Asheville	33	45	78
Tennessee	34	48	82

Last FG - AVL, 2nd-00:10, UT 2nd-01:21.  
 Largest lead - AVL by 3 1st-10:29, UT by 10 2nd-12:55.  
 AVL led for 04:43, UT led for 30:30. Game - was tied for 08:45.

Points	In	Off	2nd	Fast	Bench	Score	Lead
AVL	40	12	17	6	20	13	
UT	42	10	9	8	13	15	

Score tied - 15 times.  
 Lead changed - 8 times.

- Three Vols set career-highs for scoring as Tennessee tipped off the Rick Barnes era with an 82-78 win over UNC Asheville Nov. 13, 2015, at Thompson-Boling Arena.
- Kevin Punter Jr. scored a career-high 31, while Robert Hubbs III scored a career-high 18 and Jabari McGhee logged a career-best nine points.
- Vols senior Armani Moore did a bit of everything, totaling 12 points, eight rebounds, six assists, two blocks and one steal. He also drew two charges.
- UT shot 50 percent in the first half and had just three turnovers, but a 23-13 edge on the boards kept UNC Asheville within a point at the break, 34-33.
- Bulldogs forward Will Weeks gave UNC Asheville the lead, 71-69, with 2:47 to go. But Moore went right back down the court to tie with a jumper, draw a foul and put the Vols back on top with the ensuing free throw.
- Weeks would tie the game back up with a free throw, but a 6-0 UT run, highlighted by a pair of baskets from Punter, swung the momentum back to the Volunteers. Hubbs had a huge block on the defensive end to key the second of those baskets, but he went down after the play with a cramp and did not return.
- The Vols hit four free throws over the final 37 seconds, and McGhee came up with a leaping steal at midcourt after the final of those to seal the win.
- Weeks led the Bulldogs with 25 points.

**Official Basketball Box Score -- Game Totals -- Final Statistics**  
**Tennessee vs Georgia Tech**  
**11/16/15 7 p.m. at McCamish Pavilion, Atlanta, Ga.**



**Tennessee 67 • 1-1**

##	Player	Total	3-Ptr			Rebounds			PF	TP	A	T	Blk	Stl	Min
			FG	FGA	FT	FTA	Off	Def							
04	Moore, Armani	5-20	1-11	6-8	1	5	6	3	17	1	6	4	4	32	
23	Reese, Derek	1-2	0-0	0-0	5	5	10	2	2	1	1	0	1	24	
00	Punter, Kevin	4-11	0-0	1-4	2	2	4	2	9	2	4	0	0	30	
03	Hubbs III, Robert	6-16	0-2	1-1	2	3	5	3	13	3	1	0	0	36	
34	Baukman, Devon	3-13	1-8	0-0	3	1	4	1	7	2	1	0	0	28	
02	Kasongo, Ray	0-1	0-0	0-2	1	1	2	0	0	0	0	0	0	2	
11	Alexander, Kyle	0-0	0-0	0-0	0	2	2	0	0	0	0	0	0	5	
15	Mostella, Detrick	3-6	2-4	1-2	2	6	6	1	9	0	0	0	0	23	
21	McGhee, Jabari	5-8	0-0	2-2	4	4	4	10	0	0	0	1	20		
	Team			6	4	10									
<b>Totals</b>		<b>27-77</b>	<b>4-15</b>	<b>9-17</b>	<b>24</b>	<b>29</b>	<b>53</b>	<b>16</b>	<b>67</b>	<b>9</b>	<b>16</b>	<b>4</b>	<b>6</b>	<b>200</b>	

FG % 1st Half: 16-42 38.1% 2nd half: 11-35 31.4% Game: 27-77 35.1% Deadball Rebounds  
 3FG % 1st Half: 2-7 28.6% 2nd half: 2-8 25.0% Game: 4-15 26.7%  
 FT % 1st Half: 4-7 57.1% 2nd half: 5-10 50.0% Game: 9-17 52.9%

**Georgia Tech 69 • 2-0**

##	Player	Total	3-Ptr			Rebounds			PF	TP	A	T	Blk	Stl	Min
			FG	FGA	FT	FTA	Off	Def							
00	Mitchell, Charles	5-8	0-0	2-3	2	10	12	4	12	0	5	3	4	27	
32	Jacobs, Nick	9-15	0-0	5-6	4	5	9	2	23	1	1	1	0	31	
02	Smith, Adam	4-11	1-8	0-0	0	0	0	4	9	2	1	0	1	24	
03	Georges-Hunt, Marcus	6-15	1-4	4-6	4	3	7	1	17	2	1	2	30		
11	Heath, Josh	0-1	0-1	0-0	1	1	2	0	5	1	1	1	24		
01	Jackson, Tadic	2-9	0-3	0-0	0	2	2	0	4	1	1	0	0	15	
10	Jorgenson, Travis	0-3	0-2	0-2	0	1	1	0	2	0	2	0	1	16	
12	Stephens, Quinton	0-1	0-1	0-0	1	1	2	1	0	1	0	0	0	11	
23	White, James	1-7	0-0	0-1	4	3	7	3	2	1	2	4	1	16	
44	Lammers, Ben	1-1	0-0	0-0	1	1	2	0	2	0	0	2	0	6	
	Team			2	1	3									
<b>Totals</b>		<b>28-71</b>	<b>2-19</b>	<b>11-18</b>	<b>19</b>	<b>28</b>	<b>47</b>	<b>19</b>	<b>69</b>	<b>15</b>	<b>14</b>	<b>12</b>	<b>10</b>	<b>200</b>	

FG % 1st Half: 16-36 44.4% 2nd half: 12-35 34.3% Game: 28-71 39.4% Deadball Rebounds  
 3FG % 1st Half: 1-10 10.0% 2nd half: 1-9 11.1% Game: 2-19 10.5%  
 FT % 1st Half: 7-8 87.5% 2nd half: 4-10 40.0% Game: 11-18 61.1%

Officials: Tim Clougherty, Joe Lindsey, Jamie Luckie  
 Technical Fouls: Tennessee-None, Georgia Tech-None.  
 Attendance: 5467

Score by periods	1st	2nd	Total
Tennessee	38	29	67
Georgia Tech	40	29	69

Last FG - UT 2nd-01:52, OT 2nd-02:23.  
 Largest lead - UT by 9 2nd-14:31, OT by 7 2nd-06:47.  
 UT led for 07:15, OT led for 28:45. Game was tied for 03:38.

Points	In	Off	2nd	Fast	Bench	Score	Lead
UT	44	17	16	14	19	19	
GT	36	12	14	16	8	16	

- Tennessee's late charge wasn't enough as the Vols lost at Georgia Tech, 69-67, on Monday night at McCamish Pavilion in Atlanta.
- Georgia Tech's 17-3 run in the second half proved to be too much for the Vols to overcome, as Tennessee had three chances in the final 80 seconds to tie or take the lead. Devon Baukman's 3-pointer was just long as the buzzer sounded.
- The Vols were led by Armani Moore's 17 points. Robert Hubbs III added 13 points, while Jabari McGhee had a career-high 10 points.
- After grabbing only 33 rebounds in its opener, Tennessee corralled 53 boards, led by Derek Reese's career-high-tying 10. Four Vols had five or more rebounds, and UT grabbed 24 offensive boards.
- After a first half where neither team led by more than five points, the teams traded runs early in the second half.
- Tennessee rattled off 11 consecutive points to take a 53-44 lead on a jumper by Kevin Punter Jr. with 14:31 left in the second half. That nine-point lead was the largest of the game.
- Georgia Tech answered with a 10-0 spurt minutes later to regain a 58-55 advantage on a Nick Jacobs layup with 10:19 left in the game.
- The Vols struggled with turnovers in the closing minutes, finishing with 16 on the night.
- The Yellow Jackets were led by Jacobs, who had a career-high 23 points (17 in the first half). Guard Marcus Georges-Hunt tallied 17 points, while forward Charles Mitchell had a double-double with 12 points and 12 rebounds.



**Official Basketball Box Score -- Game Totals -- Final Statistics**  
**Marshall vs Tennessee**  
**11/19/15 7:01 p.m. at Knoxville, Tenn. (Thompson-Boling Arena)**



**Marshall 74 • 0-1**

#	Player	Total		3-Ptr		Rebounds		PF	TP	A	TO	Blk	Stl	Min		
		FG	FGA	FT	FTA	Off	Def								Total	
24	Kelly, James	6	13	0	5	2	2	10	12	5	14	1	2	1	27	
25	Taylor, Ryan	6	12	1	1	5	7	6	5	11	4	18	1	4	2	34
7	Browning, Stevie	6	16	2	5	4	4	2	4	6	18	5	1	0	2	35
21	Nikolic, Aleksa	0	2	0	0	0	0	0	0	0	3	0	1	1	0	8
35	Loop, Austin	0	4	1	2	0	0	0	4	2	11	2	1	0	2	35
1	Thompson, Terrence	0	0	0	0	0	0	1	1	0	0	1	0	0	0	3
13	Penava, Ajdin	0	2	0	1	0	0	0	0	0	1	0	0	0	0	3
14	Burks, C.J.	0	3	0	2	0	0	0	0	0	1	0	1	0	0	8
23	Edmonds, Justin	4	13	3	10	0	1	2	1	3	11	5	4	0	1	31
22	Dozie, Aleksandar	0	0	0	0	0	0	0	0	0	0	0	0	0	0	6
24	Frampton, Noah	1	2	0	1	0	0	1	0	1	2	0	0	0	0	7
50	Mijovic, Milan	0	0	0	0	0	0	0	0	1	0	0	0	0	0	3
Team						3		1		4						
Totals		27	74	9	35	11	14	16	27	43	26	74	16	14	4	6

FG % 1st Half: 12-36 33.3% 2nd half: 15-38 39.5% Game: 27/74 36.5% Deadball Rebounds: 1  
 3FG % 1st Half: 6-18 33.3% 2nd half: 3-17 17.6% Game: 9/35 25.7%  
 FT % 1st Half: 8-10 80.0% 2nd half: 3-4 75.0% Game: 11/14 78.6%

**Tennessee 84 • 2-1**

#	Player	Total		3-Ptr		Rebounds		PF	TP	A	TO	Blk	Stl	Min		
		FG	FGA	FT	FTA	Off	Def								Total	
23	Reese, Derek	1	4	0	0	3	10	13	1	2	0	0	4	1	24	
4	Moore, Armani	6	13	1	4	7	11	7	8	3	20	3	4	1	0	33
0	Punter, Kevin	4	10	2	4	9	10	3	3	4	19	4	3	0	2	37
15	Mostella, Detrick	3	11	1	7	0	0	4	4	0	7	3	1	0	0	19
34	Baulkman, Devon	3	9	3	6	4	5	2	7	0	13	2	1	0	1	34
11	Alexander, Kyle	0	0	0	0	0	0	0	0	0	0	0	0	0	0	3
2	Kasongo, Ray	2	2	0	0	0	1	1	1	4	0	0	0	0	0	5
21	McGhee, Jabari	0	1	0	0	0	2	2	3	0	0	1	1	0	10	
25	Phillips, Shembari	0	0	0	0	0	1	1	2	0	0	1	1	0	0	3
3	Hubbs III, Robert	7	14	0	2	5	3	2	5	1	19	1	1	0	2	28
5	Schofield, Admiral	4	1	0	0	0	1	0	1	1	0	1	0	0	1	8
Team						1		2								
Totals		32	61	13	28	12	23	10	42	52	21	89	23	0	7	200

FG % 1st Half: 15-37 40.5% 2nd half: 11-28 39.3% Game: 26/65 40.0% Deadball Rebounds: 3  
 3FG % 1st Half: 3-11 27.3% 2nd half: 4-12 33.3% Game: 7-23 30.4%  
 FT % 1st Half: 2-2 100.0% 2nd half: 23-28 82.1% Game: 25-30 83.3%

Officials: Tony Henderson, Byron Jarrett, Gerry Pollard  
 Technical fouls: Marshall-None, Tennessee-None.  
 Attendance: 12341

Score by periods	1st	2nd	Total
Marshall	38	36	74
Tennessee	35	49	84

Points	In	Off	2nd	Fast
MAR	28	12	10	13
UT	28	16	12	6
Score tied - 6 times.				
Lead changed - 3 times.				

Last FG - MAR 2nd-00:05, UT 2nd-03:21.  
 Largest lead - MAR by 16, 2nd-54:59, UT by 12, 2nd-03:21.  
 MAR led for 16:05, UT led for 20:36. Game was tied for 03:19.

- Tennessee overcame a 16-point second-half deficit to defeat Marshall, 84-74, Nov. 19, 2015, at Thompson-Boling Arena.
- Armani Moore led the Vols with a career-high 20 points, Robert Hubbs III and Kevin Punter Jr. each scored 19, while Devon Baulkman poured in 13.
- The 19 points marked a new career-best for Hubbs. Derek Reese had a career-best 13 rebounds to lead all players on the night. He also tied his career-best with four blocks.
- The Volunteers trailed by three at the half, 38-35, and a 13-0 run by Marshall over the first 5:01 of the second half put Tennessee in the deep hole at home.
- But the Vols responded with a 26-2 run of their own to erase the deficit, and then some, in the victory over the Thundering Herd. Punter's jumper in the lane with 11:09 to go gave UT a lead at 54-53 that it would not relinquish.
- Tennessee last came back from a deficit of at least 16 points when the Vols rallied from 17 down vs. Vanderbilt (30-13) on Jan. 15, 2011, to beat the Commodores, 67-64 in Knoxville.
- Sophomore Detrick Mostella made his first start of the season and the second of his career. He scored all seven of his points in the first half. Mostella also dished out a career-best three assists.
- UT knocked down its first 18 free throws in the game, finishing the night 25-of-30. 12 of those 18 came during the 26-2 run early in the second half that turned the game around. Punter hit his first nine attempts, Hubbs was 5-of-5 and Baulkman was 4-of-4.

**Official Basketball Box Score -- Game Totals -- Final Statistics**  
**Gardner-Webb vs Tennessee**  
**11/22/15 12:00 p.m. at Knoxville, Tenn. (Thompson-Boling Arena)**



**Gardner-Webb 64 • 1-3**

#	Player	Total		3-Ptr		Rebounds		PF	TP	A	TO	Blk	Stl	Min			
		FG	FGA	FT	FTA	Off	Def								Total		
20	Nelson, Tyrrell	5	16	0	0	5	7	3	7	10	4	15	1	2	0	1	30
23	Ahloide, Herve	0	1	0	0	0	0	1	0	1	0	0	0	0	1	0	6
24	Veiy, Isaiah	1	6	1	2	1	2	4	6	3	4	0	0	0	0	20	
4	McBride, Harold	5	15	4	10	3	5	2	3	5	2	17	3	3	0	34	
5	Roberts, Dylan	0	5	0	4	0	0	3	3	4	0	0	0	1	0	18	
0	Robatava, Jamaal	0	0	0	0	0	0	0	0	0	0	0	0	0	0	0	
11	Efanyau, David	4	9	1	2	1	4	0	1	1	10	1	0	0	0	23	
13	Millar, Brandon	1	1	0	0	1	2	1	4	5	4	2	0	0	0	19	
23	Burbage, Adam	5	13	3	8	0	0	1	0	1	1	13	1	0	0	27	
3	Rideau, Quincy	1	3	0	0	1	1	3	1	2	1	0	0	0	0	6	
31	Niangame, L'Hassane	0	1	0	0	0	1	2	2	0	1	2	0	0	0	14	
Totals		22	72	9	28	11	20	16	25	41	22	64	8	8	2	6	

FG % 1st Half: 13-37 35.1% 2nd half: 9-35 25.7% Game: 22/72 30.6% Deadball Rebounds: 1  
 3FG % 1st Half: 6-15 40.0% 2nd half: 3-13 23.1% Game: 9/28 32.1%  
 FT % 1st Half: 5-10 50.0% 2nd half: 6-10 60.0% Game: 11/20 55.0%

**Tennessee 89 • 3-1**

#	Player	Total		3-Ptr		Rebounds		PF	TP	A	TO	Blk	Stl	Min		
		FG	FGA	FT	FTA	Off	Def								Total	
23	Reese, Derek	1	0	0	0	1	4	1	1	1	1	0	1	0	17	
4	Moore, Armani	6	11	1	1	5	3	13	16	3	15	3	3	1	1	34
0	Punter, Kevin	8	13	5	10	3	4	0	7	6	17	4	6	1	1	34
3	Hubbs III, Robert	8	14	0	2	1	3	2	4	6	1	24	4	0	0	36
34	Baulkman, Devon	7	14	6	10	2	3	2	4	6	3	22	3	1	1	31
11	Alexander, Kyle	0	0	0	0	1	2	1	0	1	1	1	0	0	0	3
15	Mostella, Detrick	1	5	1	5	0	0	3	3	3	3	3	0	0	0	23
2	Kasongo, Ray	0	0	0	0	0	0	0	0	0	0	0	0	0	0	1
21	McGhee, Jabari	1	2	0	0	2	2	3	4	3	4	0	0	1	0	10
25	Phillips, Shembari	0	0	0	0	0	1	1	3	0	1	3	2	0	0	5
5	Schofield, Admiral	1	1	0	0	0	1	2	2	2	2	0	0	0	0	6
Team						1		2								
Totals		32	61	13	28	12	23	10	42	52	21	89	23	0	7	200

FG % 1st Half: 14-32 43.8% 2nd half: 18-29 62.1% Game: 32/61 52.5% Deadball Rebounds: 5  
 3FG % 1st Half: 7-16 43.8% 2nd half: 6-12 50.0% Game: 13/28 46.4%  
 FT % 1st Half: 6-11 54.5% 2nd half: 6-12 50.0% Game: 12/23 52.2%

Officials: Karl Hess, Vladimir Voyard-Tadaj, James Breeding  
 Technical fouls: Gardner-Webb-None, Tennessee-None.  
 Attendance: 15914  
 Barclays Center Classic - on-campus game.

Score by periods	1st	2nd	Total
Gardner-Webb	37	27	64
Tennessee	42	47	89

Points	In	Off	2nd	Fast
GWU <th>24</th> <th>12</th> <th>19</th> <th>8</th>	24	12	19	8
UT <th>38 <th>14</th> <th>13</th> <th>15</th> </th>	38 <th>14</th> <th>13</th> <th>15</th>	14	13	15
Score tied - 1 time.				
Lead changed - 4 times.				

Last FG - GWU 2nd-06:39, UT 2nd-00:26.  
 Largest lead - GWU by 2, 2nd-10:26, UT by 25, 2nd-00:26.  
 GWU led for 01:46, UT led for 37:58. Game was tied for 01:06.

- A season-high 13 3-pointers and a 34-7 run to close the game propelled Tennessee to an 89-64 win over Gardner-Webb Nov. 22, 2015, at Thompson-Boling Arena.
- Tennessee had four players in double figures, led by 24 from Kevin Punter Jr. Devon Baulkman tied a career high with 22, while Robert Hubbs III scored 17. Armani Moore had 15 to accompany his career-high 16 rebounds.
- Tennessee led by as many as 19 in the first half on the strength of their efficiency from long range, but the Runnin' Bulldogs battled back, and a jumper from Adonis Burbage at the buzzer cut the advantage to just four at the break, 41-37.
- The Vols came out running in the second half to build up a lead of 10 in the early going, but again Gardner-Webb responded, erasing the UT advantage to take a 2-point lead on a couple of occasions, the last coming at the 10:26 mark.
- But a free throw from Hubbs and back-to-back 3-pointers from Baulkman put Tennessee back on top with a lead it would not relinquish.
- From that point, UT outscored GWU, 34-7, over the game's final 10:17.
- Tennessee's 23 assists were its most against a Division I opponent since it dished out 25 during a 104-84 home win over 21st-ranked Memphis on Jan. 5, 2011.
- Harold McBride led Gardner-Webb with 17 points, one of four Runnin' Bulldogs in double figures.

**Official Basketball Box Score -- Game Totals -- Final Statistics**  
**Army West Point vs Tennessee**  
**11/24/15 7:01 p.m. at Knoxville, Tenn. (Thompson-Boling Arena)**



**Army West Point 80 • 3-2**

#	Player	Total		3-Ptr		Rebounds		PF	TP	A	T	Blk	Stl	Min	
		FG	FGA	FG	FGA	FT	FTA								Off
32	Plomb, Tanner	f	8-19	4-10	4-5	2	5	7	0	24	3	2	0	0	32
33	Toomey, Larry	f	2-2	1-1	4-4	1	5	6	4	9	3	2	0	0	27
31	Ferguson, Kevin	c	4-10	0-0	1-1	6	6	12	2	9	4	0	0	0	32
11	Cox, Dylan	g	1-10	0-0	0-0	0	3	3	2	2	4	2	1	0	27
21	Wilson, Kyle	g	8-16	5-11	0-0	1	0	1	2	21	2	4	0	1	30
10	Edwards, Kennedy	g	3-6	0-1	2-2	1	1	2	2	8	0	2	1	0	12
20	Hoffman, Mac	g	1-1	0-0	0-0	1	2	3	0	2	0	0	0	0	9
30	Fox, Jordan	g	1-2	0-1	0-0	1	1	2	1	2	2	1	0	0	13
40	Rob, Adam	g	0-2	0-2	0-0	0	0	0	0	0	0	0	0	0	7
52	Emezie, John	g	0-2	0-1	3-6	1	1	2	1	3	0	2	0	0	11
Team						2	4	6							
Totals			28-70	10-27	14-18	16	28	44	14	80	17	14	2	1	200

FG % 1st Half: 13-32 40.6% 2nd half: 15-38 39.5% Game: 28-70 40.0%  
 3FG % 1st Half: 4-11 36.4% 2nd half: 6-16 37.5% Game: 10-27 37.0%  
 FT % 1st Half: 6-7 85.7% 2nd half: 9-11 81.8% Game: 14-18 77.8%

**Tennessee 95 • 4-1**

#	Player	Total		3-Ptr		Rebounds		PF	TP	A	T	Blk	Stl	Min	
		FG	FGA	FG	FGA	FT	FTA								Off
23	Reese, Derek	f	4-5	1-1	0-0	2	9	11	2	9	2	0	2	0	24
4	Moore, Armani	f	11-20	3-4	4-8	3	5	8	3	29	6	3	4	1	29
9	Punter, Kevin	g	9-15	1-3	7-9	0	3	3	2	26	4	0	1	3	37
3	Hubbs III, Robert	g	6-12	2-2	0-0	1	1	2	1	14	1	0	0	0	32
34	Baulkman, Devon	g	3-10	2-9	0-0	0	2	1	8	3	1	1	1	1	34
11	Alexander, Kyle	g	1-1	0-0	0-0	1	1	2	4	2	0	0	0	0	8
15	Mostella, Detrick	g	0-2	0-1	0-0	0	4	4	1	0	0	2	0	0	14
2	Kasongo, Ray	g	0-0	0-0	0-0	0	0	0	0	0	0	0	0	0	3
21	McChes, Jabari	g	0-0	0-0	0-0	1	2	3	0	0	0	1	0	0	5
25	Phillips, Shembari	g	2-3	1-1	0-0	0	0	0	0	5	1	0	0	1	9
5	Schofield, Admiral	g	1-2	0-1	0-0	0	1	1	2	2	0	1	1	0	5
Team						0	1	1							
Totals			37-70	10-22	11-17	8	29	37	19	95	17	7	10	6	200

FG % 1st Half: 18-37 48.6% 2nd half: 19-33 57.6% Game: 37-70 52.9%  
 3FG % 1st Half: 2-11 18.2% 2nd half: 8-11 72.7% Game: 10-22 45.5%  
 FT % 1st Half: 2-2 100.0% 2nd half: 9-15 60.0% Game: 11-17 64.7%

Officials: Mike Hancock, Lee Cassell, John Hampton  
 Technical fouls: Army West Point-None. Tennessee-None.  
 Attendance: 13326  
 Barclays Center Classic - on-campus game.

Score by periods	1st	2nd	Total
Army West Point	36	44	80
Tennessee	40	55	95

Last FG - ARMY 2nd-00:03, UT 2nd-00:22.  
 Largest lead - ARMY by 6 1st-13:00, UT by 18 2nd-03:17.  
 ARMY led for 15:55, UT led for 23:05. Game was tied for 01:00.

Points	In	Off	2nd	Fast
Army	30	7	21	3
UT	46	18	12	8
Score tied - 4 times.				
Lead changed - 6 times.				

- A late first-half surge capped by back-to-back baskets from Robert Hubbs III propelled Tennessee to a 95-80 victory over Army West Point on Nov. 24, 2015, at Thompson-Boling Arena.
- The Vols extended their November home win streak to 58 games, a run that began in 1996.
- The 95 points scored against Army were the most by the Volunteers in a regulation game since UT defeated Memphis, 104-84, on Jan. 4, 2011, in Knoxville.
- Armani Moore scored a career-high 29 points in the victory, while Kevin Punter Jr. poured in 26 and Hubbs finished with 14, the fifth time in as many games this season that UT has had at least three players score in double figures.
- Derek Reese pulled down a team-high 11 rebounds and also added nine points on 4-of-5 shooting.
- The Volunteers trailed for much of the opening half before baskets from Reese, Punter and Hubbs put the Vols up by three with 49 seconds left. Tennessee finished the half on a 9-2 run over the final 2:43.
- UT built its lead to as much as 18 points in the second half.
- Tanner Plomb led the Black Knights with 24 points, and Kyle Wilson scored 21.

**Official Basketball Box Score -- Game Totals -- Final Statistics**  
**George Washington vs Tennessee**  
**11/27/15 9:15 p.m. at Brooklyn, N.Y. (Barclays Center)**



**George Washington 73 • 6-0**

#	Player	Total		3-Ptr		Rebounds		PF	TP	A	T	Blk	Stl	Min	
		FG	FGA	FG	FGA	FT	FTA								Off
12	WATANABE, Yuta	f	4-9	1-5	2-2	1	2	3	1	11	3	1	2	1	29
21	LARSEN, Kevin	f	6-11	0-0	3-7	3	7	10	3	15	2	1	1	0	36
34	CAVANAUGH, Tyler	f	8-14	0-2	2-2	2	2	9	1	18	1	3	0	0	30
13	GARINO, Patricio	g	4-11	2-2	2-2	3	2	5	4	12	5	2	2	1	29
22	McDONALD, Joe	g	0-1	0-1	2-4	2	4	2	8	2	3	0	1	0	23
01	MITOLA, Alex	g	0-2	0-2	0-0	0	0	0	0	1	0	2	0	0	7
03	JORGENSEN, Paul	g	2-6	0-1	3-3	4	3	7	1	7	3	2	0	1	23
04	SWAN, Anthony	g	0-0	0-0	0-0	0	0	0	0	1	0	0	0	0	0
14	ROLAND, Jordan	g	0-0	0-0	0-0	0	0	0	0	0	0	0	0	0	1
30	HART, Matt	g	1-3	0-2	0-0	0	0	0	0	2	2	0	0	0	11
Team						4	3	7							
Totals			28-62	3-15	14-20	18	29	47	16	73	16	14	5	4	200

FG % 1st Half: 16-33 48.5% 2nd half: 12-29 41.4% Game: 28-62 45.2%  
 3FG % 1st Half: 3-11 27.3% 2nd half: 0-4 0.0% Game: 3-15 20.0%  
 FT % 1st Half: 3-3 100.0 2nd half: 11-17 64.7% Game: 14-20 70.0%

**Tennessee 70 • 4-2**

#	Player	Total		3-Ptr		Rebounds		PF	TP	A	T	Blk	Stl	Min	
		FG	FGA	FG	FGA	FT	FTA								Off
04	MOORE, Armani	f	3-6	1-1	2-5	2	4	6	3	9	4	1	0	1	35
23	Reese, Derek	f	1-4	0-0	0-0	3	3	6	4	2	0	0	0	0	24
09	PUNTER, Kevin	g	8-14	1-6	7-9	0	4	4	4	24	1	3	0	3	35
03	HUBBS III, Robert	g	6-16	1-4	0-0	2	2	4	0	13	2	0	0	0	26
34	Baulkman, Devon	g	6-14	4-10	0-0	0	2	2	0	16	1	1	1	3	34
02	KASONGO, Ray	g	1-1	0-0	2-2	1	2	3	4	0	0	1	0	1	12
11	Alexander, Kyle	g	0-0	0-0	0-0	0	0	0	0	1	0	0	0	0	5
15	Mostella, Detrick	g	0-2	0-1	0-0	0	0	0	0	1	0	1	0	0	7
21	McChes, Jabari	g	0-0	0-0	0-0	0	0	0	1	0	0	0	0	0	3
25	Phillips, Shembari	g	1-8	0-2	0-0	1	1	3	2	1	0	1	0	1	19
Team						3	1	4							
Totals			26-65	7-24	11-16	12	18	30	20	70	10	6	3	7	200

FG % 1st Half: 12-31 38.7% 2nd half: 14-34 41.2% Game: 26-65 40.0%  
 3FG % 1st Half: 3-14 21.4% 2nd half: 4-10 40.0% Game: 7-24 29.2%  
 FT % 1st Half: 0-0 0.0% 2nd half: 11-16 68.8% Game: 11-16 68.8%

Officials: Jeff Clark, Kevin Farr, Byron Jarrett  
 Technical fouls: George Washington-None. Tennessee-None.  
 Attendance:  
 2015 Barclays Center Classic Presented by Honda

Score by periods	1st	2nd	Total
George Washington	38	35	73
Tennessee	27	43	70

Last FG - GW 2nd-00:47, UT 2nd-01:55.  
 Largest lead - GW by 15 2nd-15:20, UT by 8 1st-11:16.  
 GW led for 27:47, UT led for 10:57. Game was tied for 01:16.

- Down by as many as 15 points in the second half, the Vols had two chances to tie the game in the final 10 seconds, but were unable to connect in a tough 73-70 loss to George Washington at the Barclays Center Classic on Nov. 27, 2015. Kevin Punter had a game-high 24 points while Devon Baulkman added 16 and Robert Hubbs III had 13 points.
- Down 49-34 less than five minutes into the second half, Tennessee cut its deficit to one point after Punter scored eight consecutive points before Baulkman hit 3-pointer with 1:55 left in regulation to make it 69-68.
- Aiding the Vols in their second-half comeback effort was their ability to take care of the ball. After committing six turnovers in the first half, Tennessee did not turn the ball over once in the second.
- Joe McDonald's floater as the shot clock expired with 46 seconds left in regulation proved to be the decisive basket as he put the Colonials up 73-68.
- Punter and Hubbs both had 3-point attempts in the final seconds, but neither dropped for the Vols.
- George Washington closed the first half on a 22-6 run to take a 38-27 lead at halftime. The Vols opened strong building an 8-point lead at 19-11 on an Armani Moore layup with 11:16 left in the first half.
- The Colonials were led by Tyler Cavanaugh, who had 18 points and Kevin Larsen, who had a double-double with 15 points and 10 rebounds.



**Official Basketball Box Score -- Game Totals -- Final Statistics**  
**Tennessee vs Nebraska**  
**11/28/15 12:00 p.m. at Brooklyn, NY (Barclays Center)**



**Tennessee 71 • 4-3**

#	Player	Total		3-Ptr		Rebounds		PF	TP	A	T	Blk	Stl	Min	
		FG	FGA	FG	FGA	FT	FTA								Off
04	MOORE, Armani	r	2-8	0-1	3-5	1	2	3	7	2	0	3	0	29	
22	Reese, Derek	r	0-2	0-0	0-0	1	1	2	0	0	0	0	0	15	
00	PUNTER, Kevin	g	6-13	2-3	9-10	0	4	4	23	5	5	0	4	34	
03	HUBBS III, Robert	g	5-10	1-3	2-3	3	3	4	13	0	1	0	1	34	
24	Baulkham, Devon	g	2-5	2-4	0-0	3	1	2	6	2	1	0	0	25	
02	KASONGO, Ray	g	0-1	0-0	0-0	1	1	2	0	0	0	0	0	8	
05	SCHOFIELD, Admiral	g	3-7	2-3	4-4	0	1	1	12	0	0	0	0	17	
11	Alexander, Kyle	g	1-1	0-0	0-0	1	4	5	1	2	0	3	0	15	
15	Mostella, Detrick	g	2-8	1-4	1-2	1	2	3	6	4	2	0	1	21	
25	Phillips, Shembari	g	0-1	0-0	2-2	0	0	0	2	0	1	0	0	2	
Team					0		3								
Totals			21-59	8-20	21-26	9	21	30	23	71	13	11	7	6	200

FG % 1st Half: 11-31 35.5% 2nd half: 10-28 35.7% Game: 21-59 35.6%  
 3FG % 1st Half: 4-11 36.4% 2nd half: 4-9 44.4% Game: 8-20 40.0%  
 FT % 1st Half: 6-10 60.0% 2nd half: 15-16 93.8% Game: 21-26 80.8%

**Nebraska 82 • 5-2**

#	Player	Total		3-Ptr		Rebounds		PF	TP	A	T	Blk	Stl	Min	
		FG	FGA	FG	FGA	FT	FTA								Off
24	Hammond, Jake	r	5-9	0-0	1-5	4	6	10	1	11	0	1	0	25	
31	Shields, Shavon	r	5-11	0-0	1-4	1	6	7	4	11	6	0	3	24	
00	Webster, Tai	g	7-13	1-3	3-4	0	2	2	18	0	3	0	1	36	
03	White III, Andrew	g	6-10	3-4	0-0	0	4	4	15	0	0	0	0	26	
32	Parker, Benny	g	2-4	0-1	2-2	1	1	2	3	6	3	1	0	28	
05	Watson Jr., Glynn	g	2-6	0-0	6-6	0	1	1	10	2	0	0	3	17	
10	McVeigh, Jack	g	3-7	2-5	0-2	2	3	5	0	8	0	0	0	19	
11	Evelyn, Bakari	g	0-0	0-0	0-0	0	0	0	1	0	0	0	0	4	
12	Jacobson, Michael	g	0-0	0-0	2-2	0	3	0	2	0	1	0	1	5	
23	Fuller, Nick	g	0-0	0-0	0-0	0	0	0	0	0	0	0	0	4	
30	Morrow Jr., Ed	g	0-1	0-0	1-2	2	3	5	1	1	1	0	0	12	
Team					2		7								
Totals			30-61	6-13	16-27	14	32	46	19	82	11	13	0	8	200

FG % 1st Half: 15-36 41.7% 2nd half: 15-25 60.0% Game: 30-61 49.2%  
 3FG % 1st Half: 2-7 28.6% 2nd half: 4-6 66.7% Game: 6-13 46.2%  
 FT % 1st Half: 8-11 72.7% 2nd half: 8-16 50.0% Game: 16-27 59.3%

Officials: Rick Crawford, Tony Greene, Glorinda Poole  
 Technical fouls: Tennessee=None, Nebraska=None  
 Attendance:  
 Barclays Center Classic Presented by Honda

Score by periods	1st	2nd	Total	Points	In	Off	2nd	Fast	Break	Bench
Tennessee	32	39	71	71	36	11	8	9	22	
Nebraska	40	42	82	82	48	11	6	9	21	

Last FG - UT 2nd-02:31, NEB 2nd-02:48.  
 Largest lead - UT by 12:18:43, NEB by 22:12:30.  
 UT led for 05:56, NEB led for 29:54. Game was tied for 04:03.  
 Score tied - 5 times.  
 Lead changed - 5 times.

- Tennessee lost to Nebraska, 82-71, in the consolation game of the Barclays Center Classic on Nov. 28, 2015, as the Vols played their second game in less than 13 hours.
- Tennessee was led by Kevin Punter, who tallied 23 points. Robert Hubbs III added 13 and Admiral Schofield scored 12 points.
- Leading 40-32 at halftime, Nebraska opened the second half with a 17-4 spurt to take a 57-36 lead with less than 14 minutes to go in the second half. White, who scored all of his 15 points in the second half, had eight of the 17 Huskers points in the run.
- Schofield, a true freshman, single-handedly accounted for more than half of the Vols' 22 bench points. He hit two 3-pointers on the day, the first triples of his UT career.
- Vols guard Detrick Mostella was effective off the bench, chipping in six points and a career-high four assists in 21 minutes.
- Also getting in on the act was freshman forward Kyle Alexander. He recorded the first blocks of his Tennessee career, swatting three. He also pulled in a career-best five rebounds on the afternoon.
- Nebraska was led by Tai Webster, who netted 18 points. He was joined in double-figures by Andrew White (15), Shavon Shields (11), Jake Hammond (11) and Glynn Watson Jr. (10). Hammond grabbed 10 rebounds as the Huskers out-rebounded the Vols, 46-30.

**Official Basketball Box Score -- Game Totals -- Final Statistics**  
**Tennessee vs Butler**  
**12/12/15 2:30pm at Indianapolis, Ind. -- Hinkle Fieldhouse**



**Tennessee 86 • 4-4**

#	Player	Total		3-Ptr		Rebounds		PF	TP	A	T	Blk	Stl	Min	
		FG	FGA	FG	FGA	FT	FTA								Off
04	MOORE, Armani	r	7-16	1-2	2-4	1	5	6	3	17	7	3	2	31	
05	Schofield, Admiral	r	6-7	1-2	3-3	3	4	7	3	16	2	0	0	35	
23	Reese, Derek	r	2-4	0-0	1-2	1	2	3	4	5	3	1	1	27	
00	Punter, Kevin	g	10-23	3-10	4-6	0	1	1	4	27	3	2	0	39	
24	Baulkham, Devon	g	4-10	1-6	4-4	2	3	5	4	13	1	1	0	29	
02	Kasongo, Ray	g	0-0	0-0	0-0	0	0	0	0	0	0	0	0	3	
11	Alexander, Kyle	g	0-0	0-0	0-0	0	0	0	0	2	0	0	0	15	
15	Mostella, Detrick	g	0-0	0-0	0-0	0	0	0	0	0	0	0	0	3	
25	Phillips, Shembari	g	2-3	2-3	0-2	2	2	2	3	8	0	1	1	18	
Team					0		2								
Totals			31-63	8-23	16-21	7	19	26	24	86	16	8	4	3	200

FG % 1st Half: 15-30 50.0% 2nd half: 16-33 48.5% Game: 31-63 49.2%  
 3FG % 1st Half: 7-14 50.0% 2nd half: 1-9 11.1% Game: 8-23 34.8%  
 FT % 1st Half: 6-8 75.0% 2nd half: 10-13 76.9% Game: 16-21 76.2%

**Butler 94 • 8-1**

#	Player	Total		3-Ptr		Rebounds		PF	TP	A	T	Blk	Stl	Min	
		FG	FGA	FG	FGA	FT	FTA								Off
44	WIDEMAN, Tyler	r	4-6	0-0	6-7	4	2	6	4	14	0	0	1	24	
45	CHRABASCZ, Andrew	r	2-3	0-1	3-4	1	4	4	7	3	1	0	0	33	
01	LEWIS, Tyler	g	1-3	1-3	2-3	0	1	1	0	5	5	2	0	21	
21	SONES, Roosevelt	g	7-12	0-0	7-8	4	3	7	4	21	10	2	0	38	
24	DUNHAM, Kellen	g	3-13	2-11	4-4	2	2	4	3	12	1	2	0	36	
00	ETHERINGTON, Austin	g	0-1	0-1	0-0	0	0	0	0	0	0	0	0	4	
05	GATHERS, Jordan	g	3-6	2-4	2-2	0	3	3	10	0	1	0	1	23	
13	DAVIS, Jackson	g	0-0	0-0	0-0	0	0	0	0	0	0	0	0	1	
30	MARTIN, Kelan	g	9-18	5-8	2-2	2	9	11	4	25	0	2	0	20	
Team					1		2								
Totals			29-62	10-28	26-30	14	25	39	12	94	19	10	1	3	200

FG % 1st Half: 14-33 42.4% 2nd half: 15-29 51.7% Game: 29-62 46.8%  
 3FG % 1st Half: 5-16 31.3% 2nd half: 5-12 41.7% Game: 10-28 35.7%  
 FT % 1st Half: 15-18 83.3% 2nd half: 11-12 91.7% Game: 26-30 86.7%

Officials: Mike Nance, James Breeding, Mike Roberts  
 Technical fouls: Tennessee=None, Butler=None  
 Attendance: 9100

Score by periods	1st	2nd	Total	Points	In	Off	2nd	Fast	Break	Bench
Tennessee	43	43	86	86	30	11	11	2	8	
Butler	48	46	94	94	36	4	13	2	35	

Last FG - UT 2nd-00:18, BUTLER 2nd-02:04.  
 Largest lead - UT by 10:18:49, BUTLER by 11:2nd:10:33.  
 UT led for 13:36, BUTLER led for 23:25. Game was tied for 02:59.  
 Score tied - 6 times.  
 Lead changed - 5 times.

- Kevin Punter Jr. scored 27 points, and Armani Moore had 17, but Tennessee's second-half comeback came up short as the Vols fell to No. 18/21 Butler, 94-86, at historic Hinkle Fieldhouse on Dec. 12, 2015.
- Tennessee outshot the Bulldogs from the field, hitting at a 49.2 percent clip to Butler's 46.8 percent shooting. Butler led by as much as 11 points in the second half, but strong all-around play from Moore and Punter's scoring kept UT in the game late.
- Punter was 10-of-23 from the field and 3-of-10 from 3-point range. He scored 17 of his 27 points in the first half, and his hot start led the Vols to a 25-15 lead over the first 10 minutes of the game before Butler seized the lead four minutes before halftime.
- Tennessee led by as much as 10 points in the first half (25-15 at 9:43).
- A 3-pointer by Punter with 14:57 left in the first half sparked a 19-7 Vols run. Tennessee made five treys in the stretch with Punter and Shembari Phillips making two apiece.
- Moore scored 13 of his 17 points in the second half, added six rebounds and tied his career high with seven assists.
- Making his first career start, UT freshman forward Admiral Schofield had a career-high 16 points and seven rebounds. Senior Devon Baulkham added 13 points and five rebounds.
- Kelan Martin paced Butler with 25 points and 11 rebounds off the bench. Roosevelt Jones had 21 points, 10 assists and seven rebounds in his battle with Moore in the paint.



**Official Basketball Box Score -- Game Totals -- Final Statistics**  
**Florida Atlantic vs Tennessee**  
**12/16/15 7:01 p.m. at Knoxville, Tenn. (Thompson-Boling Arena)**



**Florida Atlantic 62 • 2-8**

#	Player	Total		3-Ptr		Rebounds			PF	TP	A	T	Blk	Stl	Min	
		FG	FGA	FG	FGA	FT	FTA	Off								Def
0	Turman, C.J.	1	6	0	0	5	4	5	7	0	2	1	0	31		
33	Delph, Ronald	3	5	0	0	0	1	1	5	2	0	3	0	13		
10	Rutherford, Nick	3	9	0	1	3	6	5	3	9	6	2	0	32		
0	Trapp, Jackson	2	6	1	2	3	3	0	3	1	8	0	1	22		
3	Filer, Adonis	0	4	0	1	0	0	2	3	0	2	1	0	18		
1	Cylla, Jeantal	2	5	2	2	2	1	0	1	3	8	0	1	22		
2	Botley, Marquan	2	6	1	2	2	0	3	1	7	0	2	0	12		
20	Poole, Solomon	5	12	0	0	0	1	1	3	10	1	3	0	19		
24	Hill, Jesse	2	3	2	3	1	3	0	3	7	1	0	0	28		
52	Reed, Matthew	2	2	0	0	2	2	0	2	0	4	0	0	3		
Team						5			3							
Totals		20	58	6	15	16	22	9	22	31	27	62	10	15	10	200

FG % 1st Half: 9-28 32.1% 2nd half: 11-30 36.7% Game: 20-58 34.5%  
 3FG % 1st Half: 2-6 33.3% 2nd half: 4-9 44.4% Game: 6-15 40.0%  
 FT % 1st Half: 7-8 87.5% 2nd half: 9-14 64.3% Game: 16-22 72.7%

**Tennessee 81 • 5-4**

#	Player	Total		3-Ptr		Rebounds			PF	TP	A	T	Blk	Stl	Min	
		FG	FGA	FG	FGA	FT	FTA	Off								Def
23	Reese, Derek	3	5	0	0	0	4	4	8	3	6	0	1	2	22	
4	Moore, Armani	4	10	1	3	7	13	0	5	2	16	1	4	1	33	
5	Schofield, Admiral	2	5	0	2	1	1	3	4	3	5	1	0	1	18	
0	Punter, Kevin	9	14	1	3	9	10	0	5	3	24	5	1	1	37	
3	Baukman, Devon	5	10	1	3	0	1	0	1	2	11	0	2	1	24	
11	Alexander, Kyle	2	3	0	2	2	3	5	4	6	0	1	3	0	22	
15	Mostella, Detrick	1	4	0	2	4	5	4	0	6	1	0	0	13		
2	Kasongo, Ray	2	3	0	0	1	2	1	5	6	0	2	2	1	8	
24	Campbell, Lucas	0	0	0	0	0	0	0	0	0	0	0	0	1		
25	Phillips, Shembari	0	0	0	0	1	1	0	1	0	2	4	0	15		
2	Woodson, Brad	0	0	0	0	0	1	1	0	0	1	0	0	7		
Team						2			5							
Totals		27	56	3	13	24	33	13	32	45	20	81	11	15	8	200

FG % 1st Half: 14-31 45.2% 2nd half: 13-25 52.0% Game: 27-56 48.2%  
 3FG % 1st Half: 3-10 30.0% 2nd half: 0-3 0.0% Game: 3-13 23.1%  
 FT % 1st Half: 9-10 90.0% 2nd half: 19-23 82.6% Game: 24-33 72.7%

Officials: Joe Lindsay, Joe DeLoach, Mark Whiteside  
 Technical fouls: Florida Atlantic-None; Tennessee-None.  
 Attendance: 12309

Score by periods	1st	2nd	Total
Florida Atlantic	27	35	62
Tennessee	36	45	81

	In	Off	2nd	Fast	
Points	Point	T/O	Chance	Break	Bench
FAU	20	17	5	8	36
UT	42	15	7	6	19

Last FG - FAU 2nd-00:16, UT 2nd-00:27  
 Largest lead - FAU None, UT by 21 2nd-05:15.  
 FAU led for 00:00, UT led for 39:41. Game was tied for 00:19.

- Armani Moore scored on the first shot taken in the game, and his Tennessee Volunteers never looked back, downing the Florida Atlantic Owls, 81-62, on Dec. 16, 2015, at Thompson-Boling Arena.
- Kevin Punter Jr. led Tennessee with 24 points, his sixth-straight game with 20-plus in the scoring column. Punter is the first Vol to score 20 points in six straight games since Chris Lofton in 2006. It was the eighth time in nine games that Punter has scored in double figures this season.
- Moore finished with 16 points, while Devon Baukman had 11. It was Baukman's fifth game in double figures this season, equalling his total from a season ago. Solomon Poole scored 10 points to lead the Owls.
- Tennessee led by as many as 13 early in the second half, but the Owls rallied to cut the deficit to just five, 53-48, with 9:46 to go. From there, the Vols erupted for an 18-2 run over the next 4:18. Fifteen of the 18 points came from Punter, including the last 11.
- Tennessee entered the game ranked 25th nationally in blocked shots with 5.9 per game and nearly had that by halftime against the Owls. Tennessee blocked five shots in the opening half and finished with eight.
- Freshmen walk-ons Brad Woodson and Lucas Campbell each made their debuts for Tennessee. Woodson played seven minutes and handed out his first career assist and grabbed his first rebound. Campbell made his Tennessee debut and played the final 49.5 seconds.

**Official Basketball Box Score -- Game Totals -- Final Statistics**  
**Tennessee vs Gonzaga**  
**12/17/15 8:00 p.m. at Seattle, Wash. (KeyArena)**



**Tennessee 79 • 5-5**

#	Player	Total		3-Ptr		Rebounds			PF	TP	A	T	Blk	Stl	Min	
		FG	FGA	FG	FGA	FT	FTA	Off								Def
04	Moore, Armani	7	11	2	2	0	0	5	5	2	16	2	4	1	33	
05	Schofield, Admiral	1	4	1	2	0	0	3	3	5	3	0	0	1	18	
23	Reese, Derek	1	2	0	0	0	1	2	3	0	1	0	1	1	19	
0	Punter, Kevin	7	18	2	6	7	8	0	5	3	23	5	2	0	35	
34	Baukman, Devon	9	14	2	3	1	3	0	1	3	17	4	1	1	36	
02	Kasongo, Ray	0	0	0	0	0	0	0	0	0	0	0	0	0	2	
03	Hubbs III, Robert	1	6	1	3	0	0	1	1	2	3	1	1	0	19	
11	Alexander, Kyle	0	2	0	2	4	2	6	1	2	0	0	3	0	22	
15	Mostella, Detrick	5	9	2	3	1	3	0	0	3	13	0	1	0	13	
25	Phillips, Shembari	0	0	0	0	0	0	0	1	0	1	0	0	1	3	
Team						2			9							
Totals		29	66	10	21	11	16	11	21	34	23	79	13	9	8	200

FG % 1st Half: 12-32 37.5% 2nd half: 17-34 50.0% Game: 29-66 43.9%  
 3FG % 1st Half: 6-10 60.0% 2nd half: 4-11 36.4% Game: 10-21 47.6%  
 FT % 1st Half: 3-0 50.0% 2nd half: 8-10 80.0% Game: 11-16 68.8%

**Gonzaga 86 • 8-3**

#	Player	Total		3-Ptr		Rebounds			PF	TP	A	T	Blk	Stl	Min	
		FG	FGA	FG	FGA	FT	FTA	Off								Def
11	SABONIS, Domantas	12	16	0	0	12	15	10	16	4	36	0	1	1	32	
33	WILTJER, Kyle	6	19	3	8	9	10	1	5	6	1	24	2	2	37	
10	ALBERTS, Bryan	9	14	0	3	0	0	2	2	0	2	0	0	0	23	
13	PERKINS, Josh	6	11	0	0	0	1	2	3	4	2	2	0	0	19	
23	McCLELLAN, Eric	6	11	0	2	1	4	0	3	2	13	2	1	2	31	
00	MELSON, Silas	1	4	1	2	0	0	0	0	2	3	0	0	0	12	
03	DRANGINIS, Kyle	1	5	0	3	1	2	1	3	3	3	3	0	2	35	
25	EDWARDS, Ryan	1	3	0	0	1	2	3	3	3	3	0	2	0	11	
Team						4			2							
Totals		29	63	4	18	24	33	14	28	42	19	86	9	6	4	200

FG % 1st Half: 18-35 51.4% 2nd half: 11-28 39.3% Game: 29-63 46.0%  
 3FG % 1st Half: 3-8 37.5% 2nd half: 1-10 10.0% Game: 4-18 22.2%  
 FT % 1st Half: 10-14 71.4% 2nd half: 14-19 73.7% Game: 24-33 72.7%

Officials: Dick Cartmell, Chris Raatzer, Frank Harvey III  
 Technical fouls: Tennessee-None; Gonzaga-None.  
 Attendance: 16770  
 Washington Federal "Battle in Seattle"

Score by periods	1st	2nd	Total
Tennessee	33	46	79
Gonzaga	49	37	86

	In	Off	2nd	Fast	
Points	T/O	Chance	Break	Bench	
Tenn	32	10	12	20	18
GON	36	13	7	6	9

Last FG - UT 2nd-00:12, GON 2nd-01:45.  
 Largest lead - UT by 2 at 18:36, GON by 19 1st-02:56.  
 UT led for 01:37, GON led for 34:25. Game was tied for 03:55.

- Tennessee erased a 16-point halftime deficit and led for portions of the second half, but a combined 60 points from Gonzaga's Domantas Sabonis and Kyle Wiltjer proved too much for the Vols as they fell 86-79 at KeyArena in Seattle, Washington, on Dec. 19, 2015.
- The Vols trailed by as many as 19 in the first half, but needed only the first 10 minutes of the second half to regain the lead after Devon Baukman buried a three with 9:43 to go.
- Tennessee and Gonzaga teeter-tottered from there, but the Bulldogs broke a 75-75 deadlock with an 11-4 run to close out the game.
- The Zags were led by a career-high 36 points from Sabonis and 24 points from Wiltjer. Sabonis went 12-of-16 from the floor while also pulling down a team-high 16 rebounds.
- Kevin Punter had 23 to lead Tennessee -- his seventh consecutive game of 20-plus points. Joining him in double figures were fellow seniors Baukman (17) and Armani Moore (16) while Detrick Mostella added a season-best 13 points off the bench.
- Robert Hubbs III, who missed the last two games after undergoing an arthroscopic procedure on his knee earlier this month, returned to action against the Zags, scoring three points in 19 minutes.

OUTLOOK

PLAYERS

STAFF

REVIEW

RESULTS

RECORDS

HONORS

POSTSEASON

VOLMANAC

MEDIA INFO



**Official Basketball Box Score -- Game Totals -- Final Statistics**  
**ETSU vs Tennessee**  
 12/22/15 7:01 p.m. at Knoxville, Tenn. (Thompson-Boling Arena)



**ETSU 67 • 5-6**

#	Player	Total			3-Ptr			Rebounds			PF	TP	A	TO	Bk	Stk	Min
		FG	FGA	FT	FTA	FG	FGA	FT	FTA	Off							
10	Banks, Isaac	1-2	0-0	0-0	1	4	5	1	2	0	2	0	0	2	0	22	
9	Cromer, T.J.	4-13	1-6	0-0	1	2	4	9	4	1	0	0	2	0	29		
1	McClain, Pethey	0	1-1	0-0	0	3	2	0	1	0	0	1	0	0	19		
13	Merriweather, AJ	0	1-1	2-2	2	7	2	11	2	2	0	0	2	0	29		
3	Guy, Ge'Lawn	7-18	5-6	1	5	3	22	2	3	0	1	3	7	0	37		
11	Bradford, Desonta	2-2	1-1	0-0	0	1	1	3	0	0	1	1	1	1	11		
14	Bello, Deuce	1-2	0-4	0-0	2	1	3	2	4	4	1	0	1	1	21		
15	Wilson, Lester	3-6	2-4	1-1	1	4	5	1	9	0	0	0	0	0	9		
24	Luffie, Abednego	1-2	0-0	0-0	0	1	0	2	0	0	0	0	0	0	5		
5	Jurkin, Peter	2-3	0-0	1-3	2	5	7	4	5	0	1	1	1	1	18		
	Team				2	3											
<b>Totals</b>		<b>25-68</b>	<b>8-27</b>	<b>9-12</b>	<b>12-33</b>	<b>45</b>	<b>20</b>	<b>67</b>	<b>13</b>	<b>10</b>	<b>2</b>	<b>4</b>	<b>20</b>		<b>40</b>		

FG % 1st Half: 12-32 37.5% 2nd half: 13-36 36.1% Game: 25-68 36.8%  
 3FG % 1st Half: 3-9 33.3% 2nd half: 5-18 27.8% Game: 8-27 29.6%  
 FT % 1st Half: 6-9 66.7% 2nd half: 3-3 100.0% Game: 9-12 75.0%

**Tennessee 76 • 6-5**

#	Player	Total			3-Ptr			Rebounds			PF	TP	A	TO	Bk	Stk	Min
		FG	FGA	FT	FTA	FG	FGA	FT	FTA	Off							
11	Alexander, Kyle	1-2	0-0	3-4	1	1	2	1	5	0	1	3	0	1	0	16	
4	Moore, Armani	6-17	0-3	2-5	3	9	12	1	14	1	2	0	0	0	37		
5	Schofield, Admiral	1-4	1-2	0-0	0	1	1	3	1	0	0	0	0	0	9		
0	Punter, Kevin	3-8	1-2	6-8	0	8	8	13	5	0	0	0	0	0	28		
34	Baukman, Devon	2-3	2-2	2-2	1	3	4	8	3	2	1	3	3	3	32		
15	Mostella, Detrick	5-13	2-6	5-7	0	2	2	17	4	1	0	0	0	0	27		
2	Kasono, Ray	0-1	0-0	0	2	1	3	0	0	0	0	1	0	0	4		
23	Reese, Derek	1-1	0-0	1-2	3	1	4	0	3	0	1	1	0	1	14		
29	Phillips, Shembari	1-2	0-0	0	1	1	0	2	0	1	0	0	0	0	3		
3	Hubbs III, Robert	5-12	0-3	1-3	2	5	7	11	0	0	1	1	0	1	30		
	Team				1	2											
<b>Totals</b>		<b>25-63</b>	<b>6-18</b>	<b>20-31</b>	<b>13</b>	<b>33</b>	<b>46</b>	<b>12</b>	<b>76</b>	<b>14</b>	<b>8</b>	<b>6</b>	<b>4</b>	<b>20</b>	<b>40</b>		

FG % 1st Half: 14-32 43.8% 2nd half: 11-31 35.5% Game: 25-63 39.7%  
 3FG % 1st Half: 5-12 41.7% 2nd half: 1-6 16.7% Game: 6-18 33.3%  
 FT % 1st Half: 9-16 56.3% 2nd half: 11-15 73.3% Game: 20-31 64.5%

Officials: John Hampton, Byron Jarrett, Brian Shey  
 Technical fouls: ETSU-TEAM; Tennessee-None.  
 Attendance: 14684

Score by periods	1st	2nd	Total
ETSU	33	34	67
Tennessee	42	34	76

Last FG - ETSU 2nd-02:01, UT 2nd-00:07.  
 Largest lead - ETSU by 4 2nd-08:35, UT by 12 1st-07:13.  
 TSU led for 05:17, UT led for 28:38. Game was tied for 05:38.

Score tied - 8 times.  
 Lead changed - 10 times.

- An impressive final stretch that saw Tennessee hit six of its final seven field goals propelled the Volunteers to a 76-67 victory over in-state foe East Tennessee State on Dec. 22, 2015, at Thompson-Boling Arena.
- Tennessee started the second half hitting just five of its first 24 shots from the field before the closing stretch, a 15-2 run over the final 3:51 capped by a thunderous dunk from Robert Hubbs III to put an exclamation point on the victory.
- Detrick Mostella led the Volunteers with 17 points, tying a career-high. Armani Moore scored 14 (and also grabbed a team-high 12 rebounds for his sixth career double-double), Kevin Punter Jr. scored 13 and Hubbs finished with 11.
- Tennessee sprinted out to a strong first half, leading by nine, 42-33, at the break. UT pushed the lead to 10 on a free throw to begin the second half after a technical foul was assessed to ETSU coach Steve Forbes following the halftime buzzer.
- After the opening free throw by Punter, the Buccaneers exploded for an 11-3 run capped by a Deuce Bello dunk to give ETSU its first lead, 47-46. From there, neither team would lead by more than four points until UT's final run in a back-and-forth second half that saw 10 lead changes and eight ties.
- Ge'Lawn Guy led all scorers with 22 for ETSU, while A.J. Merriweather contributed 11 for the Bucs.
- Tennessee improved to a perfect 6-0 at Thompson-Boling Arena in 2015-16. The Volunteers have now won 16 consecutive home non-conference games, dating to a Dec. 2013 loss to NC State.

**Official Basketball Box Score -- Game Totals -- Final Statistics**  
**Tennessee State vs Tennessee**  
 12/29/15 7:01 p.m. at Knoxville, Tenn. (Thompson-Boling Arena)



**Tennessee State 69 • 9-4**

#	Player	Total			3-Ptr			Rebounds			PF	TP	A	TO	Bk	Stk	Min
		FG	FGA	FT	FTA	FG	FGA	FT	FTA	Off							
11	Lorman, Demontez	1-1	0-0	0-0	1	4	5	1	2	0	2	0	0	3	23		
23	Martin, Wayne	7-13	0-1	5-5	2	7	9	5	19	1	2	0	0	0	24		
14	Reddick, Darreon	0-7	3-5	0-0	0	1	1	0	9	2	1	0	0	0	34		
15	DeShields, Keron	6-10	1-2	0-1	0	3	3	1	13	6	4	0	1	0	38		
3	Richards, Xavier	1-2	0-0	0-0	0	1	1	3	2	2	1	2	2	14			
0	Chaney, Armani	1-1	0-0	0-0	0	0	0	2	0	1	0	1	0	1	4		
2	Roper, Marcus	3-9	2-7	2-3	1	2	3	2	10	0	0	0	0	0	12		
23	Fischer, Neville	0-0	0-0	0-0	0	0	0	1	0	0	0	0	0	0	6		
42	Griggs-Williams, C.	4-6	1-1	0-2	2	1	3	9	0	1	0	0	0	0	21		
5	McCall, Tahjere	1-8	0-1	1-2	2	2	4	3	3	2	0	3	2	0	34		
	Team				1	0											
<b>Totals</b>		<b>27-57</b>	<b>7-17</b>	<b>8-13</b>	<b>9</b>	<b>21</b>	<b>30</b>	<b>19</b>	<b>69</b>	<b>14</b>	<b>4</b>	<b>2</b>	<b>4</b>	<b>20</b>	<b>40</b>		

FG % 1st Half: 17-31 54.8% 2nd half: 10-26 38.5% Game: 27-57 47.4%  
 3FG % 1st Half: 5-10 50.0% 2nd half: 2-7 28.6% Game: 7-17 41.2%  
 FT % 1st Half: 4-5 80.0% 2nd half: 4-8 50.0% Game: 8-13 61.5%

**Tennessee 74 • 7-5**

#	Player	Total			3-Ptr			Rebounds			PF	TP	A	TO	Bk	Stk	Min
		FG	FGA	FT	FTA	FG	FGA	FT	FTA	Off							
11	Alexander, Kyle	0-0	0-0	0-0	0	0	0	0	0	0	0	0	0	0	0	4	
4	Moore, Armani	4-10	0-1	0-1	4	10	14	1	8	6	2	0	2	0	38		
5	Schofield, Admiral	1-4	1-3	0-0	0	3	3	2	3	0	1	0	0	0	11		
0	Punter, Kevin	7-10	4-6	5-5	0	1	1	3	23	3	0	2	0	0	30		
34	Baukman, Devon	3-6	1-3	0-0	1	1	2	7	7	2	0	2	0	1	19		
15	Mostella, Detrick	6-10	2-4	2-3	1	2	3	1	16	0	2	0	2	2	22		
2	Kasono, Ray	0-0	0-0	0	0	1	1	0	0	0	0	0	0	0	0		
23	Reese, Derek	3-6	1-2	1-4	4	4	8	1	8	2	1	2	2	3	31		
29	Phillips, Shembari	0-1	0-1	1-2	0	2	0	1	0	0	0	0	0	0	13		
3	Hubbs III, Robert	2-10	0-2	4-5	3	1	4	3	8	3	1	0	1	0	28		
	Team				1	1											
<b>Totals</b>		<b>26-57</b>	<b>9-22</b>	<b>13-20</b>	<b>14</b>	<b>25</b>	<b>39</b>	<b>13</b>	<b>74</b>	<b>14</b>	<b>4</b>	<b>5</b>	<b>10</b>	<b>20</b>	<b>40</b>		

FG % 1st Half: 11-29 37.9% 2nd half: 15-28 53.6% Game: 26-57 45.6%  
 3FG % 1st Half: 8-14 57.1% 2nd half: 1-8 12.5% Game: 9-22 40.9%  
 FT % 1st Half: 6-10 60.0% 2nd half: 7-10 70.0% Game: 13-20 65.0%

Officials: Antonio Petty, Tony Henderson, Brent Hampton  
 Technical fouls: Tennessee State-None; Tennessee-None.  
 Attendance: 13214

Score by periods	1st	2nd	Total
Tennessee State	43	26	69
Tennessee	36	38	74

Last FG - TSU 2nd-00:49, UT 2nd-01:03.  
 Largest lead - TSU by 7 1st-00:03, UT by 6 2nd-01:03.  
 TSU led for 28:19, UT led for 08:43. Game was tied for 02:58.

- A 9-0 run late in the second half helped to complete a dramatic come-from-behind victory for the Tennessee Volunteers, 74-69, over the Tennessee State Tigers in a rare 1 p.m. weekday clash at Thompson-Boling Arena.
- Kevin Punter Jr. led UT with 23 points, including a pair of free throws to seal the Vols final pre-conference game of the season in the final seconds.
- Detrick Mostella scored 16 points, the third time in his last three games that the sophomore scored 13 points or more.
- An Armani Moore put-back off a missed 3-pointer from Punter provided the final lead change of the afternoon that gave the Vols a 67-66 advantage with 2:26 to go. The Vols closed the game by outscoring TSU, 11-3 over the game's final 3:26.
- Punter and the Vols started out hot from beyond the 3-point arc. Tennessee hit four of its first five shots from long range, including three straight from Punter. Eight of UT's first nine field goals came from 3. The senior had 14 points at the break, but Tennessee still trailed its in-state foe by seven, 43-36, after the first 20 minutes.
- Mostella was the star of the second half, scoring 12 points on 5-of-8 shooting. He tied the game with a driving layup as he was fouled with 13:12 to go and gave the Vols lead, 49-48, on the ensuing free throw. After TSU rebuilt its lead, Mostella's 3-pointer with 5:54 to play brought the Vols within a point, helping to set up the final scoring run.
- Wayne Martin led the Tigers (9-4) with 19 points and nine rebounds. Keron DeShields scored 13 for TSU while Marcus Roper had 10.
- It was Tennessee's 17th consecutive home non-conference victory.
- The Vols improved to 6-0 all-time against Tennessee State.

**Official Basketball Box Score -- Game Totals -- Final Statistics**  
**Tennessee vs Auburn**  
**01/02/16 1:00 p.m. at Auburn, Ala. (Auburn Arena)**



**Tennessee 77 • 7-6, 0-1**

#	Player	Total		3-Ptr		Rebounds		PF	TP	A	TO	Bk	Stl	Min
		FG	FGA	FG	FGA	FT	FTA							
4	Moore, Armani	0-5	0-3	1-2	1-2	3	6	9	4	1	4	3	0	28
05	Schofield, Admiral	9-19	2-6	2-3	5	3	8	3	22	1	1	1	1	25
23	Reese, Derek	1-5	0-1	1-1	4	4	0	3	1	0	0	0	1	26
00	Punter, Kevin	11-21	0-5	9-12	1	5	6	4	31	4	1	0	0	36
34	Baulkman, Devon	1-8	0-6	0-0	4	0	4	2	2	2	1	1	0	29
02	Kasongo, Ray	6-10	0-0	0-0	1	1	2	1	0	0	2	1	0	6
03	Hubbs III, Robert	1-1	0-0	1-1	1	2	3	5	13	2	1	0	0	24
13	Mostella, Detrick	2-7	1-5	0-0	0	1	1	3	5	1	1	0	1	17
25	Phillips, Shembari	0-3	0-1	0-0	0	0	0	1	0	0	2	0	0	9
<b>Totals</b>		<b>30-79</b>	<b>3-28</b>	<b>14-19</b>	<b>23</b>	<b>25</b>	<b>48</b>	<b>23</b>	<b>77</b>	<b>15</b>	<b>12</b>	<b>3</b>	<b>3</b>	<b>200</b>

FG % 1st Half: 13-38 34.2% 2nd half: 17-41 41.5% Game: 30-79 38.0%  
 3FG % 1st Half: 1-13 7.7% 2nd half: 2-15 13.3% Game: 3-28 10.7%  
 FT % 1st Half: 9-9 100% 2nd half: 5-10 50.0% Game: 14-19 73.3%

**Auburn 83 • 7-5, 1-0**

#	Player	Total		3-Ptr		Rebounds		PF	TP	A	TO	Bk	Stl	Min
		FG	FGA	FG	FGA	FT	FTA							
00	Spencer, Horace	1-3	0-0	0-1	1	4	5	4	1	3	1	0	1	18
12	Harris, Tyler	6-12	0-1	7-12	2	11	13	1	19	2	3	0	1	33
01	Canty, Kareem	7-12	0-8	1-2	0	3	2	20	4	4	0	2	3	35
02	Brown, Bryce	6-10	5-9	3-4	2	1	3	20	1	3	0	0	0	24
23	Lang, Ty	1-5	1-4	1-2	1	1	2	1	4	1	0	0	0	16
05	Bowers, Cimmon	3-4	0-0	3-6	1	4	5	2	9	1	1	0	1	19
21	Keim, Patrick	0-2	0-1	0-0	0	0	0	3	0	2	0	0	1	9
25	Granger, Jordan	3-5	1-3	0-0	1	4	5	3	7	1	3	2	3	33
31	Waddell, Devin	0-0	0-0	0-0	0	0	0	1	0	0	0	0	0	10
44	Williams, New	0-0	0-0	0-0	0	0	0	0	0	0	0	0	0	3
<b>Totals</b>		<b>28-53</b>	<b>12-26</b>	<b>15-27</b>	<b>8</b>	<b>29</b>	<b>37</b>	<b>23</b>	<b>83</b>	<b>13</b>	<b>7</b>	<b>0</b>	<b>7</b>	<b>200</b>

FG % 1st Half: 12-26 46.2% 2nd half: 16-27 59.3% Game: 28-53 52.8%  
 3FG % 1st Half: 5-15 33.3% 2nd half: 7-11 63.6% Game: 12-26 46.2%  
 FT % 1st Half: 5-10 50.0% 2nd half: 10-17 58.8% Game: 15-27 55.6%

Officials: Olandsi Poole, Joe DeRosa, Kevin Fehr  
 Technical fouls: Tennessee-Punter, Kevin, Auburn-Bowers, Cimmon.  
 Attendance: 8614

Score by periods	1st	2nd	Total
Tennessee	36	41	77
Auburn	34	49	83

Last FG - UF 2nd-00:11, AU 2nd-01:44.  
 Largest lead - UF by 2 1st-01:06, AU by 12 1st-08:58.  
 UT led for 01:40, AU led for 37:02. Game was tied for 01:18.  
 Points In Off 2nd Fast  
 Paint T/O Chance Break Bench  
 UF 80 20 19 4 14  
 AU 30 16 5 5 16  
 Score tied - 2 times.  
 Lead changed - 4 times.

- Tennessee rallied from double-digit deficit in the first half but could not come back in the second in a 83-77 loss at Auburn to open SEC play on Jan. 2, 2016, at Auburn Arena.
- Tennessee made just 3 of 28 shots (10.7 percent) from the 3-point arc. Auburn made 12 of 26 3-pointers (46.2 percent).
- Senior Kevin Punter Jr. matched his career high with 31 points to lead Tennessee, marking the 10th time in 13 games that he has scored at least 20 points.
- Vols freshman Admiral Schofield scored a career-high 22 points in his SEC debut. He also finished with a season-best eight rebounds, including a team-high five on the offensive end.
- The Vols trailed by as many as 12 points early when Canty drained a 3-pointer to put Auburn ahead 22-10. Tennessee responded by scoring 11 unanswered points, cutting the lead to a point at 22-21 with a jumper by Punter with 6:36 left in the half.
- Admiral Schofield put Tennessee ahead by halftime with a 3-pointer to ease the Vols ahead, 36-34.
- Auburn retook the lead in the first position of the second half. Brown hit a 3-pointer to put the Tigers ahead 37-36, and Auburn led the rest of the game, stretching its lead to as many as 11 points.
- Tennessee outrebounded Auburn by a final tally of 48-37.
- Auburn was led by Kareem Canty and Bryce Brown, who each scored 20 points.

**Official Basketball Box Score -- Game Totals -- Final Statistics**  
**Florida vs Tennessee**  
**01/06/16 7:01 p.m. at Knoxville, Tenn. (Thompson-Boling Arena)**



**Florida 69 • 9-5, 1-1 SEC**

#	Player	Total		3-Ptr		Rebounds		PF	TP	A	TO	Bk	Stl	Min
		FG	FGA	FG	FGA	FT	FTA							
10	Finney-Smith, Dorian	4-13	2-7	2-4	5	6	11	1	12	3	1	1	3	33
24	Leony, Justin	4-6	3-5	0-0	1	1	2	11	0	1	0	0	0	18
15	Ebubun, John	4-10	0-0	0-1	3	4	7	2	8	0	1	2	0	25
11	Chiozza, Chris	1-5	1-3	0-0	0	0	4	3	4	2	0	0	0	21
4	Allen, KeVaughn	5-11	1-5	7-8	2	3	2	18	3	3	0	1	27	
0	Hill, Kasey	0-7	0-1	1-2	0	1	1	2	1	5	3	1	1	25
1	Walker, DeVon	0-2	0-0	0-0	0	0	0	0	0	0	0	0	0	5
13	Hayes, Kevarrius	0-1	0-0	0-0	0	3	3	0	0	0	2	1	1	11
14	Edwards, Laxar	0-0	0-0	0-0	0	0	0	1	0	0	0	0	0	1
2	Francis-Ramirez, B.	0-5	0-1	0-0	0	1	1	0	1	0	1	0	1	10
3	Robinson, Devin	5-8	2-4	1-2	2	4	6	3	13	0	0	0	1	20
9	Murphy, Alex	1-2	0-0	1-2	1	1	3	1	3	0	1	0	0	4
<b>Totals</b>		<b>24-70</b>	<b>9-26</b>	<b>12-19</b>	<b>17</b>	<b>23</b>	<b>40</b>	<b>18</b>	<b>69</b>	<b>16</b>	<b>14</b>	<b>5</b>	<b>8</b>	<b>200</b>

FG % 1st Half: 11-33 33.3% 2nd half: 13-37 35.1% Game: 24-70 34.3%  
 3FG % 1st Half: 5-14 35.7% 2nd half: 4-12 33.3% Game: 9-26 34.6%  
 FT % 1st Half: 4-6 66.7% 2nd half: 8-13 61.5% Game: 12-19 63.2%

**Tennessee 83 • 8-6, 1-1 SEC**

#	Player	Total		3-Ptr		Rebounds		PF	TP	A	TO	Bk	Stl	Min
		FG	FGA	FG	FGA	FT	FTA							
4	Moore, Armani	1-4	0-2	1-4	5	2	7	3	1	6	3	4	3	34
5	Schofield, Admiral	8-14	1-4	0-0	2	6	8	1	17	1	1	0	1	31
00	Punter, Kevin	9-16	3-3	5-7	1	7	8	3	26	4	4	1	2	34
3	Hubbs III, Robert	6-15	0-2	0-0	1	8	9	1	12	2	1	0	0	32
34	Baulkman, Devon	2-6	1-4	2-2	1	1	2	1	7	1	3	0	0	21
11	Alexander, Kyle	0-0	0-0	0-0	0	1	1	2	0	0	2	0	0	5
15	Mostella, Detrick	3-5	1-3	3-3	0	2	2	10	1	1	0	0	0	19
23	Reese, Derek	3-5	0-1	1-1	1	2	3	0	7	1	0	0	1	13
25	Phillips, Shembari	0-1	0-0	3-4	0	1	1	3	0	0	0	0	1	11
<b>Totals</b>		<b>31-66</b>	<b>16-51</b>	<b>21-21</b>	<b>15</b>	<b>34</b>	<b>49</b>	<b>14</b>	<b>83</b>	<b>16</b>	<b>15</b>	<b>5</b>	<b>8</b>	<b>200</b>

FG % 1st Half: 20-39 51.3% 2nd half: 11-27 40.7% Game: 31-66 47.0%  
 3FG % 1st Half: 5-14 35.7% 2nd half: 1-5 20.0% Game: 6-19 31.6%  
 FT % 1st Half: 8-19 80.0% 2nd half: 7-11 63.6% Game: 15-21 71.4%

Officials: Tony Greene, John Hampton, Antonio Pettey  
 Technical fouls: Florida-None, Tennessee-None.  
 Attendance: 14387

Score by periods	1st	2nd	Total
Florida	31	38	69
Tennessee	53	30	83

Last FG - UF 2nd-00:38, UT 2nd-03:42.  
 Largest lead - UF by 1 1st-17:33, UT by 30 2nd-13:03.  
 UF led for 01:07, UT led for 37:04. Game was tied for 01:49.  
 Points In Off 2nd Fast  
 Paint T/O Chance Break Bench  
 UF 24 18 23 2 17  
 UT 32 15 11 2 20  
 Score tied - 3 times.  
 Lead changed - 4 times.

- A complete effort on both ends of the court and 26 points from senior guard Kevin Punter Jr. propelled Tennessee to an 83-69 victory over the Gators on Jan. 6, 2016, at Thompson-Boling Arena.
- Admiral Schofield followed up a career-high 22 points in the Vols' SEC opener with 17 against Florida. Robert Hubbs III added 12 points, and Detrick Mostella 10 to give UT four players in double figures.
- Tennessee stormed out to a commanding 53-31 at halftime and led by as many as 30 in the second half. The halftime advantage was the largest for a Tennessee team since leading Auburn by 24, 44-20, in the 2014 SEC Tournament.
- Punter was a big reason for the first-half success, scoring 18 of his 26 in the opening half. The senior was 7-of-8 from the field in the first half, 3-of-3 from beyond the 3-point arc. Schofield had 15 of his 17 in the first half on 7-of-11 shooting.
- Despite a significant size disadvantage, the Vols won the rebounding battle, 49-40, and outscored the Gators in the paint, 32-24.
- KeVaughn Allen led Florida with 18 points, Devin Robinson had 13, Dorian Finney-Smith scored 12 and Justin Leon added 11.
- Tennessee played in "Smokey Grey" uniforms for just the second time in program history and the first time ever at home.
- The Vols continued their perfect start to the season at home with the victory. The win also halted Florida's four-game win streak in the series.

OUTLOOK

PLAYERS

STAFF

REVIEW

RESULTS

RECORDS

HONORS

POSTSEASON

VOLMANAC

MEDIA INFO



**Official Basketball Box Score -- Game Totals -- Final Statistics**  
**Texas A&M vs Tennessee**  
**01/09/16 1:01 p.m. at Knoxville, Tenn. (Thompson-Boling Arena)**



**Texas A&M 92 • 13-2, 3-0 SEC**

#	Player	Total			3-Ptr			Rebounds			PF	TP	A	TO	Blk	Stl	Min
		FG	FGA	FT	FTA	FG	FGA	FT	FTA	Off							
1	Hogg, DJ	1-4	1-4	0-0	0	1	1	3	2	0	0	0	16				
12	Jones, Jalen	10-15	0-0	7-7	2	5	7	4	27	1	2	1	29				
34	Davis, Tyler	4-10	0-0	3-6	4	2	3	11	0	3	1	0	25				
11	Collins, Anthony	1-1	1-1	2-2	1	2	3	4	9	0	0	1	26				
21	Caruso, Alex	3-4	1-1	4-6	1	4	5	3	7	3	5	0	37				
10	Trocha-Morelos, Tony	2-7	1-3	0-0	1	2	3	1	5	0	0	1	13				
23	House, Danuel	8-15	2-7	5-7	2	3	5	3	23	1	1	0	32				
3	Gilder, Admon	1-3	1-2	0-0	0	0	0	3	1	3	0	0	15				
42	Miller, Tavano	1-3	0-0	2	1	2	2	2	0	2	0	1	7				
	Team				1	0	1										
<b>Totals</b>		<b>31-62</b>	<b>9-21</b>	<b>21-28</b>	<b>14</b>	<b>20</b>	<b>34</b>	<b>21</b>	<b>92</b>	<b>14</b>	<b>3</b>	<b>11</b>	<b>200</b>				

FG % 1st Half: 12-32 37.5% 2nd half: 19-30 63.3% Game: 31-62 50.0% Deadball Rebounds: 3  
 3FG % 1st Half: 5-13 38.5% 2nd half: 4-8 50.0% Game: 9-21 42.9%  
 FT % 1st Half: 9-11 81.8% 2nd half: 12-17 70.6% Game: 21-28 75.0%

**Tennessee 88 • 8-7, 1-2 SEC**

#	Player	Total			3-Ptr			Rebounds			PF	TP	A	TO	Blk	Stl	Min
		FG	FGA	FT	FTA	FG	FGA	FT	FTA	Off							
4	Moore, Armani	3-9	0-1	0-1	5	1	6	4	6	5	2	5	26				
5	Schofield, Admiral	6-9	3-6	1-2	1	5	6	4	16	0	0	0	25				
0	Punter, Kevin	4-11	3-8	8-8	0	4	4	19	5	5	1	0	36				
3	Hubbs III, Robert	6-9	0-1	0-0	2	4	0	10	5	2	0	2	38				
34	Baulkman, Devon	4-8	3-5	0-0	2	2	4	11	2	3	0	0	29				
11	Alexander, Kyle	0-0	0-0	0-0	0	0	0	0	0	0	0	0	2				
15	Mostella, Detrick	4-6	3-5	0-0	0	1	2	11	0	3	0	1	17				
23	Reese, Derek	0-1	0-0	0-0	0	4	3	0	1	1	0	1	19				
25	Phillips, Shembari	3-6	0-1	9-10	1	1	2	3	15	0	1	0	18				
	Team				1	1	2										
<b>Totals</b>		<b>29-59</b>	<b>12-27</b>	<b>18-21</b>	<b>12</b>	<b>21</b>	<b>33</b>	<b>22</b>	<b>88</b>	<b>18</b>	<b>6</b>	<b>6</b>	<b>200</b>				

FG % 1st Half: 16-29 55.2% 2nd half: 13-30 43.3% Game: 29-59 49.2% Deadball Rebounds: 1  
 3FG % 1st Half: 6-12 50.0% 2nd half: 6-15 40.0% Game: 12-27 44.4%  
 FT % 1st Half: 8-9 88.9% 2nd half: 10-12 83.3% Game: 18-21 85.7%

Officials: Karl Hess, Chuck Jones, Marc Ellard  
 Technical fouls: Texas A&M-None. Tennessee-None.  
 Attendance: 14907  
 6:21 1st Half: Flagrant 1 Foul on TAMU 34 Davis.

Score by periods	1st	2nd	Total
Texas A&M	38	54	92
Tennessee	46	42	88

Last FG - TAMU 02:29, UT 2nd-00:32.  
 Largest lead - TAMU 8-4 2nd-00:46, UT by 13 1st-03:12.  
 TAMU led for 02:39. UT led for 34:12. Game was tied for 03:09.

- The Thompson-Boling Arena magic looked for more than 37 minutes as if it would continue for another game for Tennessee, but a 13-1 run late in the second half led the No. 21 Texas A&M Aggies to a 92-88 win over the Volunteers on Jan. 9, 2016.
- Tennessee led by eight points at halftime and as many as 13 in the second half. The advantage ranged from six to 10 points throughout the second period until the A&M run.
- Detrick Mostella, who scored 11 points on the afternoon, had his 3-point attempt that would have given the Vols the lead with under 10 seconds left in the game rim out, sealing the tie for A&M.
- Mostella scored 11 points, one of six Volunteers in double figures. Kevin Punter Jr. led Tennessee with 19 points, 17 coming in the second half. Admiral Schofield scored 16, Shembari Phillips poured in a career-high 15, Devon Baulkman had 11 and Robert Hubbs III added 10.
- Between the combined efforts of Schofield and Phillips, Tennessee freshmen accounted for 31 points on the day, including 21 of UT's 46 in the first half.
- The loss was the first for the Vols at home this season, snapping their eight-game win streak at Thompson-Boling Arena.
- Tennessee hit 12 3-pointers on the afternoon, its second-highest total of the season.
- Jalen Jones led the Aggies with 27 points, including the go-ahead basket with 1:28 to play. Danuel House added 23, while Alex Caruso scored 13 and Tyler Davis 11.

**Official Basketball Box Score -- Game Totals -- Final Statistics**  
**Tennessee vs Georgia**  
**01/13/16 7:00 PM ET at Stegeman Coliseum -- Athens, Ga.**



**Tennessee 72 • 8-8 (1-3)**

#	Player	Total			3-Ptr			Rebounds			PF	TP	A	TO	Blk	Stl	Min
		FG	FGA	FT	FTA	FG	FGA	FT	FTA	Off							
04	Moore, Armani	1-8	0-2	6-7	1	7	8	2	10	5	5	0	32				
05	Schofield, Admiral	0-3	0-2	2-2	0	1	3	2	0	0	0	0	14				
34	Baulkman, Devon	1-11	2-7	4-5	2	1	3	12	1	2	0	2	32				
00	Punter, Kevin	7-17	0-4	2-3	0	2	4	16	3	3	0	2	31				
10	Robert	2-4	0-1	5-6	1	5	6	1	9	2	0	1	32				
11	Alexander, Kyle	0-0	0-0	0-0	1	0	1	0	1	0	0	1	10				
15	Mostella, Detrick	6-11	4-7	0-0	0	1	1	5	16	1	0	0	18				
23	Reese, Derek	1-1	0-0	2-2	1	4	5	4	0	0	0	3	23				
25	Phillips, Shembari	1-3	0-0	1-1	0	0	0	2	3	0	2	0	8				
	Team				0	0	1										
<b>Totals</b>		<b>22-58</b>	<b>6-23</b>	<b>22-26</b>	<b>6</b>	<b>22</b>	<b>28</b>	<b>72</b>	<b>12</b>	<b>13</b>	<b>0</b>	<b>10</b>	<b>200</b>				

FG % 1st Half: 11-30 36.7% 2nd half: 11-28 39.3% Game: 22-58 37.9% Deadball Rebounds: 2  
 3FG % 1st Half: 4-12 33.3% 2nd half: 2-11 18.2% Game: 6-23 26.1%  
 FT % 1st Half: 9-10 90.0% 2nd half: 13-16 81.3% Game: 22-26 84.6%

**Georgia 81 • 9-5 (2-2)**

#	Player	Total			3-Ptr			Rebounds			PF	TP	A	TO	Blk	Stl	Min
		FG	FGA	FT	FTA	FG	FGA	FT	FTA	Off							
01	MATEN, Yante	5-15	0-0	0-0	4	4	8	0	10	1	3	2	35				
34	OGBEIDE, Derek	1-5	0-0	1-3	2	5	7	3	1	2	1	0	18				
04	MANN, Charles	2-3	1-1	5-9	0	1	4	10	3	2	0	0	29				
12	GAINES, Kenny	8-12	6-10	1-2	0	3	1	5	23	1	3	0	27				
00	FRAZIER, J.J.	6-10	4-5	4-4	0	8	3	28	4	4	0	3	35				
00	JACKSON II, William	0-1	0-1	2-2	0	0	0	2	2	1	0	1	7				
13	WILDRIDGE, ETorrton	0-0	0-0	0-0	0	1	1	0	0	0	0	0	4				
24	KESSLER, Houston	0-1	0-1	0-1	0	2	2	1	0	0	0	0	11				
25	GENO, Kenny Paul	2-4	1-1	0-2	3	3	5	4	5	2	0	0	21				
32	EDWARDS, Mike	0-1	0-0	2-2	1	4	5	2	0	2	2	0	13				
	Team				2	3	5										
<b>Totals</b>		<b>28-56</b>	<b>12-19</b>	<b>13-23</b>	<b>11</b>	<b>32</b>	<b>43</b>	<b>23</b>	<b>81</b>	<b>13</b>	<b>20</b>	<b>5</b>	<b>200</b>				

FG % 1st Half: 9-19 47.4% 2nd half: 19-37 51.4% Game: 28-56 50.0% Deadball Rebounds: 5  
 3FG % 1st Half: 5-8 62.5% 2nd half: 7-11 63.6% Game: 12-19 63.2%  
 FT % 1st Half: 5-11 45.5% 2nd half: 6-12 66.7% Game: 13-23 56.5%

Officials: Les Cassell, Anthony Jordan, Gerry Pollard  
 Technical fouls: Tennessee-None. Georgia-None.  
 Attendance: 8029

Score by periods	1st	2nd	Total
Tennessee	35	37	72
Georgia	28	53	81

Last FG - UT 2nd-00:25, USA 2nd-01:13.  
 Largest lead - UT by 7 2nd-00:58, USA by 12 2nd-00:47.  
 UT led for 18:19. USA led for 19:17. Game was tied for 01:58.

- Tennessee was unable to come away with its first road victory of the season, falling to a red-hot shooting Georgia team, 81-72, on Jan. 13, 2016, at Stegeman Coliseum.
- UT forced a season-high 20 turnovers, scoring 20 points off of them, but was unable to overcome 12 made 3-pointers by the Bulldogs.
- UGA committed 16 turnovers in the first half alone as the Vols took a 35-28 lead into the break. With points hard to come by in the opening 20 minutes, Detrick Mostella provided the Vols with a boost off the bench. The sophomore guard led all scorers in the first 20 minutes with 11 points on 4-8 shooting, including three makes from behind the arc.
- Georgia owned the second half, however, going on a 25-6 run early in the half thanks to some hot 3-point shooting. The Bulldogs made five threes during the run to take a 10-point lead with just over 10 minutes to play.
- Despite 11 second-half points from Kevin Punter, the Vols were unable to close the gap and were held to just 38 percent shooting for the game. Punter finished with a team-high 17 points, extending his double-digit scoring streak to 14 games.
- The Bulldogs' size caused the Vols problems all night as well. UGA dominated the glass, outrebounding Tennessee, 43-28, for the game.
- Tennessee's defense was active throughout the game, tying a season-high with 10 steals and forcing 20 Georgia turnovers, also a season-best. The Vols were able to turn that defense into offense, scoring 20 points off turnovers.
- Georgia's J.J. Frazier led all scorers on the night with 28 points and was one of four Bulldogs in double-figures.

**Official Basketball Box Score -- Game Totals -- Final Statistics**  
**Tennessee vs Mississippi State**  
**01/16/16 2:30 p.m. at Starkville, Miss. (Humphrey Coliseum)**



**Tennessee 80 • 9-8, 2-3**

#	Player	Total			3-Ptr			Rebounds			PF	TP	A	T	Bk	Stl	Min
		FG	FGA	FT	FTA	FG	FGA	FT	FTA	Off							
05	Schofield, Admiral	1	0-3	0-1	0-0	0	1	3	0	2	1	0	0	0	0	16	
00	Punter, Kevin	1	7-17	1-5	8-8	0	2	3	23	5	3	1	0	0	0	40	
03	Hubbs III, Robert	1	6-8	0-0	2-4	0	5	5	14	1	0	0	0	0	0	30	
15	Mostella, Detrick	1	8-17	5-11	3-4	1	2	3	24	0	0	2	0	0	0	35	
34	Baulkman, Devon	1	4-6	3-4	3-4	1	3	4	14	2	3	1	0	0	0	22	
02	Kasongo, Ray	1	0-0	0-0	0-0	0	1	1	1	0	0	0	0	0	0	2	
11	Alexander, Kyle	1	0-0	0-0	2-2	2	2	2	2	0	0	0	0	0	0	7	
23	Reese, Derek	1	0-2	0-0	0-2	3	5	8	1	0	1	0	2	0	0	32	
25	Phillips, Shembari	1	1-2	1-2	0-0	0	2	3	3	0	1	0	0	0	0	10	
22	Woodson, Brad	1	0-0	0-0	0-0	0	0	0	0	0	0	0	0	0	0	5	
	Team					1	2	3									
Totals			26-55	10-23	18-24	8	23	31	21	80	11	8	6	0	0	200	

FG % 1st Half: 13-26 50.0% 2nd half: 13-29 44.8% Game: 26-55 47.3%  
 3FG % 1st Half: 6-14 42.9% 2nd half: 4-9 44.4% Game: 10-23 43.5%  
 FT % 1st Half: 6-8 75.0% 2nd half: 12-16 75.0% Game: 18-24 75.0%

**Mississippi State 75 • 7-9, 0-4**

#	Player	Total			3-Ptr			Rebounds			PF	TP	A	T	Bk	Stl	Min
		FG	FGA	FT	FTA	FG	FGA	FT	FTA	Off							
20	Gavin Ware	1	8-16	0-0	5-8	7	3	10	4	21	2	1	1	0	0	28	
11	Q Weatherspoon	1	8-15	3-5	4-5	3	1	4	4	23	1	2	1	1	0	34	
14	Malik Newman	1	3-15	1-7	0-0	1	6	7	2	7	2	0	0	0	0	34	
15	IJ Ready	1	4-6	1-2	0-0	0	1	1	4	9	6	1	0	1	0	28	
11	Crash Sword	1	2-8	0-3	4-5	1	2	3	4	8	6	2	1	2	0	25	
01	Fred Thomas	1	1-3	0-1	0-0	2	3	5	3	2	1	0	1	0	0	21	
04	Johnny Zupardo	1	1-1	0-1	1-2	0	5	5	3	0	0	0	2	0	0	20	
23	Travis Daniels	1	1-2	0-0	0-0	0	0	0	2	2	0	1	0	0	0	5	
25	Aric Holtman	1	0-0	0-0	0-0	0	0	0	0	0	1	0	0	0	0	5	
	Team					2	3	5			1						
Totals			28-66	5-19	14-20	17	23	40	23	75	18	9	4	6	0	200	

FG % 1st Half: 10-28 35.7% 2nd half: 18-38 47.4% Game: 28-66 42.4%  
 3FG % 1st Half: 3-9 33.3% 2nd half: 3-10 30.0% Game: 5-19 26.3%  
 FT % 1st Half: 5-7 71.4% 2nd half: 9-13 69.2% Game: 14-20 70.0%

Officials: Pat Adams, Vladimir Voyard-Tadal, Sean Casey  
 Technical fouls: Tennessee-None, Mississippi State-None.  
 Attendance: 5206

Score by periods	1st	2nd	Total
Tennessee	38	42	80
Mississippi State	27	48	75

Last FG - UT 2nd-00:44, MS 2nd-00:12.  
 Largest lead - UT by 32-18-13:27, MS by 11-18:11.  
 UT led for 38:39, MS led for 01:03. Game was tied for 00:18.

- A career-high 24 points from Detrick Mostella led the Vols to their first road win of the season as they defeated Mississippi State, 80-75, on Jan. 16, 2016, at Humphrey Coliseum in Starkville, Mississippi.
- Mostella kept his run of solid performances going as he scored 16 of his game-high 24 points in the second-half. The sophomore guard from Decatur, Alabama, also set a career best with five makes from long range.
- UT posted a strong first-half performance and led, 38-27, at the break. After a back-and-forth first couple of minutes, the Vols rattled off a 13-0 run powered by back-to-back Devon Baulkman 3-pointers, to take an early 21-9 lead.
- Kevin Punter Jr. also came out firing in the first 20 minutes, leading all scorers with 15 first-half points. Ranked 11th in the nation in scoring entering the contest, Punter extended his double-digit scoring streak to 15 straight games and finished the afternoon with 23 points.
- As the Vols' shooting cooled off, the Bulldogs were able put together a 10-2 run midway through the second half to cut the Tennessee lead to just two points with 7:44 to play. However, the Big Orange used a balanced scoring attack and some clutch shots down the stretch to prevent Mississippi State from completing the rally.
- It was the fifth game of the season in which the Vols made double-digit 3-pointers, as they knocked down 10 on the day (10-of-23).
- Quindary Weatherspoon led the Bulldogs with a career-high 23 points.

**Official Basketball Box Score -- Game Totals -- Final Statistics**  
**Vanderbilt vs Tennessee**  
**01/20/16 9:05 p.m. at Knoxville, Tenn.**



**Vanderbilt 88 • 11-7, 3-3 SEC**

#	Player	Total			3-Ptr			Rebounds			PF	TP	A	T	Bk	Stl	Min
		FG	FGA	FT	FTA	FG	FGA	FT	FTA	Off							
03	Kornet, Luke	1	3-8	0-0	4-6	5	9	14	4	10	3	1	5	0	0	30	
11	Roberson, Jeff	1	3-6	0-2	5-6	2	8	10	4	11	2	0	0	0	0	33	
30	Jones, Damian	1	2-4	0-0	2-6	1	6	7	5	6	0	2	3	0	0	35	
04	Baldwin IV, Wade	1	5-9	3-6	12-13	1	3	4	1	25	5	2	1	0	0	19	
13	Lachance, Riley	1	4-6	0-7	2-2	3	3	3	2	5	3	0	2	0	0	27	
00	Justice, Camron	1	4-7	4-7	0-0	0	1	1	2	12	1	1	0	1	0	15	
02	Toye, Joe	1	0-0	0-0	0-0	0	0	0	0	0	0	0	0	0	0	1	
05	Fisher-Davis, Matthe	1	6-12	6-11	0-0	1	7	8	2	18	4	0	0	0	0	28	
14	Joseph, Carter	1	0-0	0-0	0-0	0	0	0	0	0	0	0	0	0	0	1	
21	Sehic, Samir	1	0-0	0-0	1-2	0	0	0	0	0	0	0	0	0	0	1	
24	Cressler, Nolan	1	0-0	0-0	1-2	0	1	1	0	1	0	1	1	0	0	2	
00	Henderson, Josh	1	0-2	0-0	2-2	0	0	0	1	2	0	1	0	0	0	8	
	Team					1	1	2			1						
Totals			23-57	13-33	29-39	11	39	50	22	88	20	12	10	3	0	200	

FG % 1st Half: 16-33 48.5% 2nd half: 7-24 29.2% Game: 23-57 40.4%  
 3FG % 1st Half: 10-22 45.5% 2nd half: 3-11 27.3% Game: 13-33 39.4%  
 FT % 1st Half: 2-2 100.0 2nd half: 27-37 73.0% Game: 29-39 74.4%

**Tennessee 74 • 9-9, 2-4 SEC**

#	Player	Total			3-Ptr			Rebounds			PF	TP	A	T	Bk	Stl	Min
		FG	FGA	FT	FTA	FG	FGA	FT	FTA	Off							
04	Moore, Armani	1	5-11	0-1	4-7	2	5	8	3	14	3	2	1	1	0	27	
05	Schofield, Admiral	1	2-8	0-2	0-0	2	2	4	5	4	1	0	0	0	0	22	
00	Punter, Kevin	1	9-20	3-5	5-5	0	4	3	26	3	3	0	1	0	0	37	
03	Hubbs III, Robert	1	4-14	0-1	2-2	3	4	7	3	10	2	0	0	1	0	26	
34	Baulkman, Devon	1	2-7	0-3	4-4	0	3	4	8	0	0	0	0	0	0	29	
02	Kasongo, Ray	1	0-1	0-0	0-0	0	0	0	1	0	0	0	0	0	0	2	
11	Alexander, Kyle	1	0-0	0-0	0-1	0	1	1	0	0	0	0	0	0	0	10	
15	Mostella, Detrick	1	2-13	1-7	4-4	1	0	1	3	8	1	1	0	0	0	25	
23	Reese, Derek	1	0-0	0-0	0-0	2	2	1	1	0	0	0	0	0	0	13	
25	Phillips, Shembari	1	1-2	0-1	2-2	0	1	1	3	4	1	0	0	0	0	9	
	Team					5	10										
Totals			25-76	4-20	25-30	15	28	43	26	74	11	6	4	5	0	200	

FG % 1st Half: 10-33 30.3% 2nd half: 15-43 34.9% Game: 25-76 32.9%  
 3FG % 1st Half: 0-5 0.0% 2nd half: 4-15 26.7% Game: 4-20 20.0%  
 FT % 1st Half: 3-5 60.0% 2nd half: 17-19 89.5% Game: 20-25 80.0%

Officials: Karl Hess, Antonio Petty, Mark Whitehead  
 Technical fouls: Vanderbilt-None, Tennessee, Armani.  
 Attendance: 13361

Score by periods	1st	2nd	Total
Vanderbilt	44	44	88
Tennessee	23	51	74

Last FG - VU 2nd-02:42, UT 2nd-00:10.  
 Largest lead - VU by 28 20:31, UT None.  
 VU led for 39:00, UT led for 00:00. Game was tied for 00:31.

- Tennessee was unable to counter a barrage of 3-pointers from Vanderbilt as the Commodores picked up an 88-74 victory over the Volunteers at Thompson-Boling Arena Jan. 20, 2016.
- Despite Vanderbilt's significant height advantage, with three players standing 7-foot or taller, the Vols dominated the points in the paint, 34-18. The difference came beyond the arc, as the Commodores hit 13 3-pointers, to just four for the Volunteers.
- 10 of those 3-pointers for Vanderbilt came in the first half, as it built a 44-23 halftime advantage. UT was held without a 3-pointer until Kevin Punter Jr. hit his first with 8:04 remaining in the second half.
- Tennessee did not stop fighting in the second half and rallied to out-score Vanderbilt, 51-44, in the second period.
- Punter led all scorers with 26 points, including making 3-of-5 from 3-point range and shooting a perfect 5-of-5 at the free throw stripe. Armani Moore finished with 14 points, while Robert Hubbs III added 10.
- Wade Baldwin IV led VU with 25 points. Matthew Fisher-Davis scored 18, with all of his points coming on six 3-pointers.
- The win was just the 19th for Vanderbilt all-time in Knoxville and marked the first time VU has won back-to-back games at Thompson-Boling Arena since the 1992-93 and 1993-94 seasons.





# GAME RECAPS

## Official Basketball Box Score -- Game Totals -- Final Statistics South Carolina vs Tennessee 01/23/16 12:01 p.m. at Knoxville, Tenn. (Thompson-Boling Arena)

### South Carolina 69 • 17-2, 4-2 SEC

#	Player	F	G	Total			3-Ptr			Rebounds			PF	TP	A	TO	Bk	Stl	Min																	
				FG	FGA	FT	FTA	FG	FGA	FT	FTA	Off								Def	Total															
14	Chatkevicius, L.	r	2-6	0-1	4-5	3	1	4	3	8	1	2	1	1	24																					
24	Carrera, Michael	r	8-14	2-6	4-4	2	6	8	2	22	0	2	0	0	28																					
25	Kacinas, Mindaugas	r	1-5	0-1	0	1	3	4	3	2	0	0	0	1	28																					
00	Thornwell, Sindarius	g	1-8	0-3	0-2	0	0	0	1	2	4	5	0	0	31																					
15	Dozier, PJ	g	2-5	0-1	2-2	0	2	4	6	1	3	0	1	1	17																					
01	Stroman, Marcus	g	0-1	0-0	0-0	1	0	1	1	0	0	3	0	0	12																					
04	Gregory, Jamall	g	1-1	0-0	0	1	1	3	2	0	0	0	0	1	7																					
10	Notico, Duane	g	5-8	2-4	2-4	1	3	4	3	14	5	1	0	0	27																					
20	McKie, Justin	g	1-3	0-0	0-0	2	0	2	1	2	0	0	0	3																						
23	Cobb, Eric	g	0-1	0-0	0	1	2	0	0	0	0	0	0	2																						
30	Silva, Chris	g	4-8	0-0	3-6	3	2	5	3	6	1	1	1	3	21																					
Team							18			31																										
Totals				25-60			4-14			15-23			16			18			34			24			69			11			17			20		

FG % 1st Half: 8-24 33.3% 2nd half: 17-36 47.2% Game: 25-60 41.7%  
 3FG % 1st Half: 2-7 28.6% 2nd half: 2-7 28.6% Game: 4-14 28.6%  
 FT % 1st Half: 10-16 62.5% 2nd half: 5-7 71.4% Game: 15-23 65.2%

### Tennessee 78 • 10-9, 3-4 SEC

#	Player	F	G	Total			3-Ptr			Rebounds			PF	TP	A	TO	Bk	Stl	Min														
				FG	FGA	FT	FTA	FG	FGA	FT	FTA	Off								Def	Total												
04	Moore, Armani	r	1-4	0-0	2-2	1	5	6	4	4	4	5	1	5	31																		
05	Schofield, Admiral	r	2-3	1-1	2-2	1	2	3	3	7	1	2	0	0	22																		
00	Punter, Kevin	g	8-16	6-11	14-15	0	1	1	13	6	3	3	0	4	35																		
03	Hubbs III, Robert	g	2-8	0-1	8-8	4	4	8	3	2	0	2	0	1	28																		
34	Baulman, Devon	g	2-6	1-3	0-0	1	2	3	0	5	4	2	0	1	29																		
22	Kasongo, Ray	g	0-0	0-0	0	2	2	0	0	0	0	0	0	4																			
11	Alexander, Kyle	g	1-1	0-0	0-1	3	3	6	3	2	0	2	1	0	8																		
15	Mostella, Detrick	g	3-7	2-5	2-2	0	2	2	10	1	1	0	0	26																			
23	Reese, Derek	g	0-1	0-0	0	1	2	3	5	0	0	0	1	16																			
25	Phillips, Shembari	g	0-0	0-0	2-2	0	0	0	2	0	1	0	0	1																			
Team				19-46			10-31			23			34			24			78			11			18			3			20		

FG % 1st Half: 7-22 31.8% 2nd half: 12-24 50.0% Game: 19-46 41.3%  
 3FG % 1st Half: 1-9 11.1% 2nd half: 9-12 75.0% Game: 10-21 47.6%  
 FT % 1st Half: 14-16 87.5% 2nd half: 16-16 100.0% Game: 30-32 93.8%

Officials: Lee Cassell, Jacyn Goble, Doug Simons  
 Technical fouls: South Carolina-None, Tennessee-Schofield, Admiral.  
 Attendance: 13928

Score by periods	1st	2nd	Total
South Carolina	28	41	69
Tennessee	29	49	78

Points in the paint: SC 40, UT 24  
 Turnovers: SC 14, UT 24  
 Fouls: SC 17, UT 14  
 Largest lead: SC by 2 1st-15:28, UT by 12 2nd-05:19  
 SC led for 03:08, UT led for 32:37. Game was tied for 06:15.

- A career-high 36 points from Kevin Punter Jr. carried Tennessee to its first win over a ranked opponent in more than a year with a 78-69 victory over No. 24 South Carolina Jan. 23, 2016, at Thompson-Boling Arena.
- The Vols' last victory over a ranked foe had come against No. 19 Arkansas, a 74-69 win, also at Thompson-Boling Arena on Jan. 13, 2015.
- Tennessee's leading scorer on the season, Punter's 36 points marked his third 30-point performance of the year. Six of his eight field goals came from beyond the 3-point line. He was nearly flawless, 14-of-15, from the free-throw stripe, part of a 30-for-32 performance at the line for the Volunteers.
- The Volunteers took the lead on a Robert Hubbs III jumper with 11:12 remaining in the first half and would not trail again. The Gamecocks battled back time after time during the second half, but back-to-back 3-pointers from Punter gave UT an 11-point advantage with 9:20 to play and another 3 ball from the senior with 5:19 left capped a 7-0 UT run after Carolina had cut the lead to five.
- Hubbs added 12 points to the winning effort, including a perfect 8-for-8 from the free throw line. Detrick Mostella scored 10 points.
- Tennessee held Sindarius Thornwell, South Carolina's leading scorer at 12.1 points per game, to two points. Michael Carrera led the Gamecocks with 22.



## Official Basketball Box Score -- Game Totals -- Final Statistics Tennessee vs Alabama 01/26/16 8:00 p.m. at Tuscaloosa, Ala. (Coleman Coliseum)

### Tennessee 57 • 10-10, 3-5

#	Player	F	G	Total			3-Ptr			Rebounds			PF	TP	A	TO	Bk	Stl	Min								
				FG	FGA	FT	FTA	FG	FGA	FT	FTA	Off								Def	Total						
04	Moore, Armani	r	3-8	1-3	0-0	3	8	11	4	7	4	5	5	1	39												
05	Schofield, Admiral	r	4-10	2-7	0-0	1	5	6	3	10	0	1	0	1	21												
00	Punter, Kevin	g	5-14	3-9	2-2	0	2	2	3	15	1	3	0	1	27												
03	Hubbs III, Robert	g	5-12	0-2	3-3	1	2	3	2	13	1	2	0	0	35												
09	Baulman, Devon	g	0-6	0-6	0-0	1	4	5	1	0	4	1	0	4	38												
11	Alexander, Kyle	g	1-2	0-0	0	1	2	3	0	2	0	0	0	1	11												
15	Mostella, Detrick	g	2-9	1-5	0-0	0	0	0	0	5	0	2	0	0	13												
23	Reese, Derek	g	1-1	0-0	0-0	1	0	1	3	2	1	1	0	1	12												
25	Phillips, Shembari	g	1-1	1-1	0-0	0	0	0	0	3	0	1	0	0	4												
Team				5			2			16			57			11			17			5			20		

FG % 1st Half: 10-29 34.5% 2nd half: 12-36 33.3% Game: 22-65 33.8%  
 3FG % 1st Half: 3-11 27.3% 2nd half: 5-20 25.0% Game: 8-33 24.2%  
 FT % 1st Half: 2-2 100.0% 2nd half: 3-3 100.0% Game: 5-5 100.0%

### Alabama 63 • 11-8, 2-0

#	Player	F	G	Total			3-Ptr			Rebounds			PF	TP	A	TO	Bk	Stl	Min					
				FG	FGA	FT	FTA	FG	FGA	FT	FTA	Off								Def	Total			
01	Norris, Riley	r	3-10	0-3	0-0	2	11	13	2	6	1	3	0	3	35									
10	Taylor, Jimmie	r	0-1	0-0	1-2	1	0	1	0	1	0	0	0	0	11									
11	Hale, Shannon	r	5-17	1-4	9-10	5	3	8	0	20	0	1	0	2	31									
04	Edwards, Arthur	r	3-9	2-7	0-0	0	4	4	1	8	0	2	1	2	33									
32	Obasohan, Retin	g	10-16	1-5	1-1	0	1	1	22	5	3	1	0	39										
03	Kessens, Michael	g	1-1	0-0	0	2	4	3	2	0	3	0	0	2	22									
05	Coleman, Justin	g	0-2	0-1	0-0	0	1	1	2	0	1	3	0	0	11									
23	Austin, Brandon	g	0-1	0-1	0-0	0	0	0	0	0	0	0	0	0	4									
35	Hall, Dontae	g	2-3	0-0	0	1	5	6	4	1	1	3	2	14										
Team				1			3			4			63			8			16			4		

FG % 1st Half: 10-28 35.7% 2nd half: 14-32 43.8% Game: 24-60 40.0%  
 3FG % 1st Half: 2-11 18.2% 2nd half: 2-10 20.0% Game: 4-21 19.0%  
 FT % 1st Half: 2-2 100.0% 2nd half: 9-11 81.8% Game: 11-13 84.6%

Officials: Anthony Jordan, Kipp Kissinger, Jamie Luckie  
 Technical fouls: Tennessee-None, Alabama-None.  
 Attendance: 11429

Score by periods	1st	2nd	Total
Tennessee	25	32	57
Alabama	24	39	63

Points in the paint: UT 25, UA 24  
 Turnovers: UT 18, UA 22  
 Fouls: UT 25, UA 22  
 Largest lead - UT by 12 2nd-13:54, UA by 6 2nd-00:17  
 UT led for 31:02, UA led for 03:20. Game was tied for 03:38.

- Tennessee couldn't hold on to a late lead in a 63-57 loss to Alabama at Coleman Coliseum in Tuscaloosa Jan. 26, 2016.
- The Vols led by as many as 15 points in the second half but faltered on offense down the stretch as the Crimson Tide were able to complete the comeback.
- Kevin Punter Jr. led three Vols in double figures with 15 points, 13 in the second half. Robert Hubbs III and Admiral Schofield chipped in 13 and 10 points, respectively.
- After a slow start from both teams, it became a game of runs in a low-scoring first half as the Vols went on a 14-0 spurt to take a 12-point lead with just over 10 minutes left in the half. The Crimson Tide answered with an 11-3 run of their own to cut the Tennessee lead to 25-24 at the half.
- The Vols opened the second half on fire and went on another big run to retake control of the game. The Big Orange outscored Alabama 21-5 over a five-minute span early in the half to take a 15-point lead with 13:45 to play. Punter and Schofield both hit a pair of 3-pointers, while Hubbs added six points to fuel the run.
- However, much like the first half, Alabama answered. The Tide ripped off a 14-0 run to cut their deficit to just one with just over seven minutes to play. Hubbs ended a Tennessee scoring drought of over eight minutes with a tough finish at the rim while being fouled. He completed the 3-point play to put the Vols back up by four with 5:26 to play.
- Alabama tied the game on a layup by Retin Obasohan and took the lead for good on a 3-pointer by Arthur Edwards with 38 seconds to play. Obasohan led all scorers with 22 points on the night.

**Official Basketball Box Score -- Game Totals -- Final Statistics**  
**Tennessee vs TCU**  
**1/30/16 1:05 p.m. at Schollmaier Arena (Fort Worth, TX)**



**Tennessee 63 • 10-11**

#	Player	Total		3-Ptr		Rebounds		PF	TP	A	TO	Blk	Stl	Min			
		FG	FGA	FG	FGA	FT	FTA								Off	Def	Tot
04	Moore, Armani	4	10	0	1	2	2	3	4	7	5	10	6	2	1	3	31
05	Schofield, Admiral	1	2	1	4	0	0	3	5	8	1	5	2	1	0	0	19
09	Punter, Kevin	9	19	3	11	3	5	0	3	3	1	24	3	2	0	3	39
03	Hubbs III, Robert	1	7	0	1	0	0	0	0	0	4	2	0	0	0	0	21
34	Baulkman, Devon	1	5	1	3	0	0	2	1	3	2	2	0	0	0	0	17
11	Alexander, Kyle	1	5	0	0	2	4	7	11	3	4	1	1	6	0	0	31
15	Mostella, Detrick	3	9	2	7	1	2	1	4	9	0	4	0	0	0	0	19
23	Reese, Derek	0	0	0	0	0	0	0	1	0	0	0	0	0	0	0	5
25	Phillips, Shembari	2	6	1	4	1	2	5	4	6	1	1	0	1	0	0	17
23	Woodson, Brad	0	2	0	0	0	1	0	1	0	0	0	0	0	0	0	1
<b>Team</b>																	
<b>Totals</b>		23	69	8	31	9	13	16	25	41	25	63	15	13	7	10	200

FG % 1st Half: 15-35 42.9% 2nd Half: 8-34 23.5% Game: 23:69 33.3% Deadball Rebounds 1  
 3FG % 1st Half: 8-16 50.0% 2nd Half: 0-15 0.0% Game: 8-31 25.8%  
 FT % 1st Half: 3-4 75.0% 2nd Half: 6-9 66.7% Game: 9-13 69.2%

**TCU 75 • 10-11**

#	Player	Total		3-Ptr		Rebounds		PF	TP	A	TO	Blk	Stl	Min			
		FG	FGA	FG	FGA	FT	FTA								Off	Def	Tot
23	Abron, Devonta	1	2	0	0	2	3	4	0	6	0	1	0	1	12		
23	Washburn, Chris	1	4	0	0	6	3	9	1	14	5	2	1	3	31		
01	Collins, Chauncey	6	2	4	2	3	5	0	6	2	9	0	2	0	0	31	
03	Trent, Malique	6	10	1	4	6	9	0	2	2	15	5	2	0	1	26	
11	Parrish, Brandon	6	4	1	2	5	4	0	3	3	14	1	2	0	0	36	
02	Williams, Michael	0	1	0	0	2	0	1	1	4	2	5	2	0	1	20	
16	Brodziansky, Vlad	0	1	0	0	0	0	0	0	0	0	1	0	0	0	7	
15	Miller, JD	1	4	0	0	0	1	2	0	2	0	1	1	0	0	7	
32	Shepherd, Karviar	6	10	0	1	3	2	8	10	4	13	1	0	0	0	30	
<b>Team</b>																	
<b>Totals</b>		23	55	5	12	24	38	13	33	46	16	75	18	2	6	200	

FG % 1st Half: 8-31 25.8% 2nd Half: 15-24 62.5% Game: 23:55 41.8% Deadball Rebounds 8  
 3FG % 1st Half: 2-4 50.0% 2nd Half: 3-6 50.0% Game: 5-12 41.7%  
 FT % 1st Half: 9-14 64.3% 2nd Half: 15-24 62.5% Game: 24:38 63.2%

Officials: Joe DeRosa, Steve Olson, Byron Jarrett  
 Technical fouls: Tennessee-None. TCU-None.  
 Attendance: 5761

Score by periods	1st		2nd		Total
	TCU	Tenn	TCU	Tenn	
Tennessee	41	22	63		
TCU	27	48	75		

Last FG - UT 2nd-00:57, TCU 2nd-00:55.  
 Largest lead - UT by 14-10-03.03, TCU by 22-16-03.16.  
 UT led for 22:46, TCU led for 13:52. Game was tied for 03:22.  
 Score tied - 7 times.  
 Lead changed - 4 times.

- The Vols led by 14 points at halftime but were outscored by 26 in the second half as TCU held Tennessee to a season-low 22 points over the final 20 minutes to defeat the Big Orange, 75-63, in the Big 12/SEC Challenge in Fort Worth, Texas, on Jan. 30, 2016.
- Kevin Punter Jr. scored a game-high 24 points to lead the Vols in scoring for the 16th time this season, and freshman forward Kyle Alexander provided a nice boost off the bench, posting career-highs with 11 rebounds and six blocks.
- Punter extended his streak of double-digit scoring efforts to 19 consecutive games
- The Vols turned in a dominant first-half performance and put on a 3-point shooting clinic, making 8-of-16 attempts from long range. Punter led all scorers with 15 points at the break as UT went to the locker room with a 41-27 lead.
- The Horned Frogs came out firing to begin the second half, reeling off a quick 10-0 run to cut the Tennessee lead to four and continued to chip away at the deficit throughout the half. A pair of Malique Trent free throws with 7:59 to play gave TCU its first lead of the half, and the Horned Frogs ran away with it from there as the Vols struggled mightily on the offensive end.
- Tennessee shot just 23.5 percent and were 0 of 15 from 3-point range in the second half.
- TCU had four players score in double figures, led by Trent's 15. Chris Washburn added 14 points and nine rebounds for the Horned Frogs.

**Official Basketball Box Score -- Game Totals -- Final Statistics**  
**Kentucky vs Tennessee**  
**02/02/16 7:04 p.m. at Knoxville, Tenn.**



**Kentucky 77 • 16-6, 6-3 SEC**

#	Player	Total		3-Ptr		Rebounds		PF	TP	A	TO	Blk	Stl	Min			
		FG	FGA	FG	FGA	FT	FTA								Off	Def	Tot
22	Poythress, Alex	1	6	0	0	2	4	3	2	5	5	14	1	4	0	0	17
25	Willis, Derek	1	3	2	6	0	0	1	7	8	3	8	0	2	0	0	35
03	Ulis, Tyler	6	3	0	2	4	12	14	0	0	0	0	5	1	0	2	38
13	Briscoe, Isaiah	6	5	10	0	0	1	4	4	8	4	10	3	1	0	0	30
9	Jamal	7	20	1	4	3	2	1	2	1	2	1	2	1	0	0	36
00	Lee, Marcus	1	1	0	0	0	1	2	3	2	0	0	0	0	0	0	20
01	Labissiere, Skai	1	2	0	0	0	0	2	2	2	2	1	1	3	0	11	
04	Matthews, Charles	0	0	0	0	0	0	0	0	1	0	0	0	0	0	0	3
25	Hawkins, Dominique	0	2	0	0	0	0	0	0	2	0	0	0	0	0	0	10
<b>Team</b>																	
<b>Totals</b>		26	62	7	22	18	23	16	20	36	26	77	15	11	4	2	200

FG % 1st Half: 13-30 43.3% 2nd Half: 13-32 40.6% Game: 26:62 41.9% Deadball Rebounds 2  
 3FG % 1st Half: 3-10 30.0% 2nd Half: 4-12 33.3% Game: 7:22 31.8%  
 FT % 1st Half: 13-14 92.9% 2nd Half: 5-9 55.6% Game: 18:23 78.3%

**Tennessee 84 • 11-11, 4-5 SEC**

#	Player	Total		3-Ptr		Rebounds		PF	TP	A	TO	Blk	Stl	Min			
		FG	FGA	FG	FGA	FT	FTA								Off	Def	Tot
04	Moore, Armani	1	5	1	1	2	8	4	9	13	4	18	4	3	0	2	38
05	Schofield, Admiral	1	2	6	1	4	6	3	5	8	2	11	2	1	0	0	28
11	Alexander, Kyle	1	0	1	0	0	0	1	1	1	0	0	0	1	0	0	12
09	Punter, Kevin	6	7	19	3	8	10	11	0	3	3	2	27	3	2	0	11
34	Baulkman, Devon	5	1	3	0	1	0	0	0	2	2	0	0	0	0	0	13
03	Hubbs III, Robert	2	6	0	0	4	0	4	2	8	0	1	0	0	0	0	25
15	Mostella, Detrick	4	7	2	3	3	3	0	2	1	13	3	0	2	0	0	29
23	Reese, Derek	0	1	0	0	0	0	1	1	1	0	0	0	0	0	0	5
25	Phillips, Shembari	2	2	1	1	0	0	2	2	4	5	0	0	1	0	0	13
<b>Team</b>																	
<b>Totals</b>		23	56	8	19	30	34	14	23	37	19	84	12	8	3	0	200

FG % 1st Half: 9-27 33.3% 2nd Half: 14-29 48.3% Game: 23:56 41.1% Deadball Rebounds 3  
 3FG % 1st Half: 3-9 33.3% 2nd Half: 5-10 50.0% Game: 8-19 42.1%  
 FT % 1st Half: 15-15 100.0 2nd Half: 15-19 78.9% Game: 30:54 88.2%

Officials: Karl Hess, Ron Groover, Keith Kambale  
 Technical fouls: Kentucky-None. Tennessee-None.  
 Attendance: 19,295

Score by periods	1st		2nd		Total
	Kentucky	Tenn	Kentucky	Tenn	
Kentucky	42	35	77		
Tennessee	36	48	84		

Last FG - UK 2nd-00:31, UT 2nd-01:31.  
 Largest lead - UK by 21-05-46, UT by 7-2nd-03-27.  
 UK led for 26:28, UT led for 09:32. Game was tied for 03:54.  
 Score tied - 3 times.  
 Lead changed - 3 times.

- Once down 21 points, the Tennessee Volunteers rallied to earn an 84-77 victory over No. 20 Kentucky Feb. 2, 2016, at Thompson-Boling Arena in the 219th meeting between the two programs.
- Kevin Punter Jr., the SEC's second-leading scorer, led the Vols with 27 points, including hitting 11-of-12 from the free-throw line. Fellow senior Armani Moore scored 18 points and pulled down a team-high 13 rebounds. Detrick Mostella had 13 points, while Admiral Schofield added 11.
- The Vols trailed the Wildcats, 34-13, with 5:46 to go in the opening half, but chipped away at the UK advantage over the final minutes to pull within six, 42-36, at the break.
- UT took its first lead, 56-54, on a Mostella 3-pointer with 14:09 to play. Kentucky would take the lead back moments later, but the Vols kept fighting. A 3-pointer from Moore tied the game at 63 with 11:10 to go and Tennessee would not trail again.
- From the point that it trailed by 21, Tennessee outscored Kentucky 71-43 over the final 25:32.
- Despite a size advantage for the Wildcats, the Vols won the battle on the boards, 37-36. UT's bench outscored UK's 26-4 and scored 14 points on 11 Kentucky turnovers.
- Tennessee hit its first 21 shots from the free-throw line and finished the night 30-of-34 from the stripe. The Vols made their final five attempts from the line over the final 37 seconds to seal the victory.
- Jamal Murray led the Wildcats with 21 points, one of four UK players in double figures. Tyler Ulis scored 20, Alex Poythress 14 and Isaiah Briscoe 10.

OUTLOOK  
PLAYERS

STAFF  
REVIEW

RESULTS

RECORDS

HONORS

POSTSEASON

VOLMANAC

MEDIA INFO



# GAME RECAPS

## Official Basketball Box Score -- Game Totals -- Final Statistics Tennessee vs Arkansas 02/09/16 7:00 p.m. at Fayetteville, Ark. (Bud Walton Arena)



### Tennessee 67 • 11-12, 4-6 SEC

#	Player	Total		3-Ptr		Rebounds		PF	TP	A	T	Bk	Stl	Min	
		FG	FGA	FG	FGA	FT	FTA								Off
4	Moore, Armani	4	10	1-2	2-4	1	4	5	1	11	2	1	2	0	36
05	Schofield, Admiral	2	5	1-2	0-0	3	2	5	3	5	1	0	0	0	18
11	Alexander, Kyle	2	4	0-0	0-1	2	1	3	4	0	0	1	2	18	
00	Punter, Kevin	7	18	4-9	6-8	0	4	4	1	24	7	4	0	2	37
24	Baulkman, Devon	1	3	0-0	0-0	3	1	1	7	0	1	1	0	13	
02	Kasongo, Ray	0	0	0-0	0-0	0	0	0	1	0	0	0	0	5	
03	Hubbs III, Robert	1	4	0-0	0-0	1	1	0	2	0	1	0	0	16	
15	Mostella, Detrick	2	11	1-7	2-2	3	2	5	7	0	1	1	0	26	
23	Reese, Derek	0	1	0-0	0-0	2	4	0	0	1	0	0	1	6	
25	Phillips, Shembari	4	9	3-6	1-2	0	0	0	12	3	0	0	0	23	
32	Woodson, Brad	0	0	0-0	0-0	0	0	0	1	0	0	0	0	2	
Team						2		0							
Totals		23-65	10-27	11-17	16	17	33	18	67	14	9	5	0	5	200

FG % 1st Half: 8-33 24.2% 2nd half: 15-32 46.9% Game: 23-65 35.4%  
3FG % 1st Half: 2-12 16.7% 2nd half: 8-15 53.3% Game: 10-27 37.0%  
FT % 1st Half: 5-8 62.5% 2nd half: 6-9 66.7% Game: 11-17 64.7%

### Arkansas 85 • 12-11, 5-5 SEC

#	Player	Total		3-Ptr		Rebounds		PF	TP	A	T	Bk	Stl	Min	
		FG	FGA	FG	FGA	FT	FTA								Off
00	KOUASSI, WILLY	1	1	0-0	0-0	1	3	4	0	2	0	0	0	9	
03	HANNAKS, DUSTY	4	10	3-6	2-2	0	1	1	13	0	1	0	1	27	
04	DURHAM, JABRIL	1	6	1-6	2-2	0	3	3	1	5	4	3	0	26	
05	BELL, ANTHONY	4	7	2-4	2-2	2	3	5	12	1	1	0	0	26	
21	WATKINS, MANUALE	3	6	0-0	3-4	0	5	3	9	3	0	0	1	24	
01	THOMPSON, TREY	1	1	0-0	3-4	3	2	5	3	5	1	2	3	15	
24	WHITT, JIMMY	4	5	2-2	0-0	1	1	2	10	2	1	0	1	20	
25	BEARD, ANTON	4	10	1-4	3-4	2	2	4	3	12	4	0	0	21	
33	KINGSLEY, MOSES	8	11	0-0	1-5	2	3	3	17	1	2	1	2	23	
55	MILES, KEATON	0	0	0-0	0-2	0	0	0	1	1	0	3	1	9	
Team						2		0							
Totals		30-57	9-22	16-25	15	25	40	18	85	17	10	8	0	200	

FG % 1st Half: 15-29 51.7% 2nd half: 15-28 53.6% Game: 30-57 52.6%  
3FG % 1st Half: 4-9 44.4% 2nd half: 5-13 38.5% Game: 9-22 40.9%  
FT % 1st Half: 2-9 22.2% 2nd half: 14-16 87.5% Game: 16-25 64.0%

Officials: Anthony Jordan, Kevin Feltz, Patrick Evans  
Technical Fouls: Tennessee=None, Arkansas=None  
Attendance: 1570  
Estimated Actual Attendance: 14,093  
Fouled out: Tennessee #25, Phillips (1:42)

Score by periods	1st	2nd	Total
Tennessee	23	44	67
Arkansas	36	49	85

Last FG: UT 2nd-00:10, AR 2nd-02:55.  
Largest lead: UT None, AR by 24 2nd-04:23.  
Upset lead for 00:00, AR led for 39:31. Game was tied for 00:29.

- Kevin Punter Jr. caught fire in the second half and finished with 24 points, but Tennessee could not overcome its first-half struggles in an 85-67 loss to Arkansas Feb. 6, 2016, at Bud Walton Arena.
- Tennessee had a slow start offensively in the first five minutes of the game and the Razorbacks seized control early and never relinquished it.
- After being limited to just four points and 0-of-7 shooting in the first half, Punter scored 20 points in the second half, including a 4-of-6 effort from long distance. He also dishd out seven assists in the loss, matching a career-high.
- Shembari Phillips scored all 12 of his points in the second half before fouling out with 1:42 left. Armani Moore finished with 11 points, five rebounds, two assists and two blocks. Detrick Mostella added seven points, all in the second half
- Behind Punter's second-half surge, Tennessee pulled to within 57-45 when he hit a 3-pointer with 10:24 remaining. The Razorbacks' largest lead of the game was 24 points.
- Arkansas held a 36-23 lead at halftime. Kingsley led the Razorbacks with 11 first-half points as Arkansas shot 51.7 percent (15-of-29) through the first 20 minutes. The Vols struggled offensively in the first half, shooting just 24.2 percent (8-of-33) from the floor and going 2-of-12 from 3-point range.
- The Vols missed six-straight shots in the first six minutes of the game and fell behind 12-2.
- The Razorbacks had five players score in double-figures. Moses Kingsley led Arkansas with 17 points and hauled down five rebounds.

## Official Basketball Box Score -- Game Totals -- Final Statistics Auburn vs Tennessee 02/09/16 7:00 p.m. at Knoxville, Tenn. (Thompson-Boling Arena)



### Auburn 45 • 9-14, 3-8 SEC

#	Player	Total		3-Ptr		Rebounds		PF	TP	A	T	Bk	Stl	Min
		FG	FGA	FG	FGA	FT	FTA							
00	Spencer, Horace	1	5	0-0	3-4	3	2	5	5	0	1	0	0	18
05	Bowers, Cammon	4	11	0-1	3-8	7	8	15	3	9	1	6	0	28
12	Harris, Tyler	0	10	0-2	2-2	1	5	6	2	2	1	0	0	21
02	Brown, Bryce	5	11	4-8	4-4	0	1	1	1	18	0	1	0	32
03	Lamb, Ryan	0	5	0-5	2-4	1	1	2	3	2	1	1	0	24
20	Walker, Jonathan	0	0	0-0	0-0	0	0	0	0	0	0	0	0	0
21	Keim, Patrick	0	1	0-1	0-0	1	0	1	3	0	0	1	0	15
22	Allison, Zach	0	0	0-0	0-0	0	0	0	0	0	0	0	0	0
25	Granger, Jordan	3	9	0-4	0-2	2	2	4	0	6	1	1	1	27
31	Waddell, Devin	0	2	0-2	0-0	0	0	0	2	0	0	1	0	11
42	Stockton, Cole	0	0	0-0	0-0	0	0	0	0	0	0	0	0	2
44	Williams, New Team	1	4	1-3	0-0	1	4	5	3	3	0	1	0	18
Totals		14-59	5-26	12-24	17	27	44	23	45	5	14	1	3	200

FG % 1st Half: 8-31 25.8% 2nd half: 6-28 21.4% Game: 14-59 23.7%  
3FG % 1st Half: 4-16 25.0% 2nd half: 1-10 10.0% Game: 5-26 19.2%  
FT % 1st Half: 3-4 75.0% 2nd half: 9-20 45.0% Game: 12-24 50.0%

### Tennessee 71 • 12-12, 5-6 SEC

#	Player	Total		3-Ptr		Rebounds		PF	TP	A	T	Bk	Stl	Min	
		FG	FGA	FG	FGA	FT	FTA								Off
00	Moore, Armani	1	1	0-2	0-0	3	9	12	4	2	4	0	0	22	
11	Alexander, Kyle	1	2	0-0	1-2	2	3	5	1	3	0	0	1	13	
00	Punter, Kevin	2	7	0-3	0-0	1	1	2	4	4	3	0	0	19	
25	Phillips, Shembari	2	9	0-2	2-2	1	5	6	1	6	1	0	0	31	
24	Baulkman, Devon	5	11	4-10	0-0	0	1	1	10	14	4	1	0	23	
02	Kasongo, Ray	1	2	0-0	3-4	1	1	2	3	5	0	1	0	9	
03	Hubbs III, Robert	7	12	1-1	5-6	3	2	5	1	20	0	1	1	25	
05	Schofield, Admiral	2	8	0-3	1-1	3	1	4	3	5	2	1	0	15	
15	Mostella, Detrick	3	5	2-3	2-3	0	1	1	3	10	0	0	0	19	
23	Reese, Derek	1	1	0-0	0-2	1	7	8	0	2	1	1	0	20	
24	Campbell, Lucas	0	0	0-0	0-0	0	0	0	1	0	1	0	0	2	
32	Woodson, Brad	0	1	0-0	0-0	0	0	0	0	0	0	0	0	2	
Team						2		0							
Totals		25-64	7-24	14-20	16	32	48	21	71	15	9	2	3	200	

FG % 1st Half: 12-29 41.4% 2nd half: 13-35 37.1% Game: 25-64 39.1%  
3FG % 1st Half: 5-15 33.3% 2nd half: 2-9 22.2% Game: 7-24 29.2%  
FT % 1st Half: 5-7 71.4% 2nd half: 9-13 69.2% Game: 14-20 70.0%

Officials: Antonio Petty, Karl Hess, James Breeding  
Technical Fouls: Auburn=Bowers, Cammon, Tennessee=Moore, Armani, Schofield, Admiral.  
Attendance: 13740

Score by periods	1st	2nd	Total
Auburn	23	22	45
Tennessee	34	37	71

Last FG: AU 2nd-00:29, UT 2nd-04:27.  
Largest lead: AU None, UT by 33 2nd-03:36.  
Upset lead for 00:00, UT led for 39:47. Game was tied for 00:13.

- The Tennessee Volunteers never trailed the Auburn Tigers at Thompson-Boling Arena on Feb. 9, 2016, cruising to a 71-45 victory.
- Junior Robert Hubbs III led the Volunteers' offense, scoring a career-high 20 points on 7-of-12 shooting and adding five rebounds in 25 minutes of play. It was the first time this season and second time in Hubbs' career that he led the Vols in scoring. He shot 7-of-12 from the field, making his only 3-point attempt.
- Freshman Shembari Phillips cracked the starting lineup for the first time in his career. The Atlanta, Georgia, native finished with six points and logged then-career-highs in rebounds (6) and minutes played (31).
- Tennessee's 45 points allowed marked a season-low for the Vols. The opponents' previous low point total was 62 points by Florida Atlantic Dec. 16. UT's defense held Auburn to 23.7 percent shooting for the game. The Volunteer bench helped fuel UT's offense, outscoring Auburn's bench, 42-9.
- During the second half, Tennessee outscored the Tigers, 37-22, behind Hubbs' 10 points and senior Devon Baulkman's six points, including an 11-2 run by UT.
- Auburn was led by Bryce Brown, who finished with 18 points, and Cinnamon Bowers, who had nine points and 15 rebounds.

**Official Basketball Box Score -- Game Totals -- Final Statistics**  
**Tennessee vs Mizzou**  
**02/13/16 2:01 p.m. at Columbia, Mo. (Mizzou Arena)**



**Tennessee 64 • 12-13, 5-7**

#	Player	Total			3-Ptr			Rebounds			PF	TP	A	T	Blk	Stl	Min
		FG	FGA	FT	FTA	Off	Def	Off	Def	Off							
04	Moore, Armani	f	3-7	0-1	0-3	0	3	3	4	6	2	1	1	1	29		
11	Alexander, Kyle	f	2-3	0-0	2-2	4	3	7	3	6	0	0	0	0	25		
00	Punter, Kevin	g	5-13	2-8	9-13	0	1	1	21	3	1	0	1	34			
25	Phillips, Shembari	g	4-7	2-4	0-0	1	3	4	5	10	2	0	0	32			
34	Baulkman, Devon	g	6-13	4-8	1-2	1	0	1	17	0	0	0	2	29			
02	Kasongo, Ray	g	0-1	0-0	0-0	0	0	0	0	0	0	0	0	8			
03	Hubbs III, Robert	g	1-3	0-1	0-1	0	1	1	0	2	1	2	0	19			
05	Schofield, Admiral	g	0-3	0-2	0-0	0	2	4	0	0	1	0	0	7			
15	Mostella, Detrick	g	0-4	0-3	2-3	1	0	1	2	0	0	0	0	11			
23	Reese, Derek	g	0-1	0-0	0-0	1	1	2	0	0	0	0	0	6			
	Team					3	1	4									
Totals			21-55	8-27	14-24	13	15	26	21	64	8	5	1	4	200		

FG % 1st Half: 9-28 32.1% 2nd half: 12-27 44.4% Game: 21-55 38.2% Deadbll Rebounds 3  
 3FG % 1st Half: 3-11 27.3% 2nd half: 5-16 31.3% Game: 8-27 29.6%  
 FT % 1st Half: 6-12 50.0% 2nd half: 8-12 66.7% Game: 14-24 58.3%

**Mizzou 75 • 9-16, 2-10**

#	Player	Total			3-Ptr			Rebounds			PF	TP	A	T	Blk	Stl	Min
		FG	FGA	FT	FTA	Off	Def	Off	Def	Off							
24	PURYEAR	f	6-8	2-3	3-4	1	4	5	2	17	1	1	0	0	25		
04	ROBSBURG	g	8-9	0-0	5-7	0	5	3	21	1	2	2	1	35			
01	PHILLIPS	g	2-5	0-2	1-2	4	3	7	4	5	5	3	0	26			
12	WRIGHT	g	3-7	2-5	5-6	0	5	5	3	13	2	3	0	25			
15	CLARK	g	0-1	0-0	4-4	0	5	5	4	1	3	0	1	22			
04	ISABELL	g	1-5	0-2	3-4	1	0	1	1	5	2	3	0	25			
10	WALTON	g	1-2	0-0	1-3	1	0	1	3	0	0	0	0	5			
23	GANT	g	2-3	1-1	0-0	1	5	6	2	5	0	1	0	16			
25	WOODS	g	0-0	0-0	0-0	0	0	1	0	0	1	0	0	5			
33	VANLEER	g	1-4	0-3	0-0	0	0	1	1	0	1	0	1	16			
	Team					3	3	6									
Totals			24-44	5-16	22-30	11	30	41	22	75	12	7	3	3	200		

FG % 1st Half: 11-21 52.4% 2nd half: 13-23 56.5% Game: 24-44 54.5% Deadbll Rebounds 2  
 3FG % 1st Half: 3-8 37.5% 2nd half: 2-8 25.0% Game: 5-16 31.3%  
 FT % 1st Half: 13-18 72.2% 2nd half: 9-12 75.0% Game: 22-30 73.3%

Officials: Mike Nance, Glenn Tullt, Sean Casey  
 Technical fouls: Tennessee-None, Mizzou-None.  
 Attendance: 10536

Score by periods	1st	2nd	Total
Tennessee	27	37	64
Mizzou	38	37	75

Last FG - UT 2nd-01:25, MU-M 2nd-00:09.  
 Largest lead - UT by 2:10 01:43, MU-M by 14 1st-00:40.  
 UT led for 01:00, MU-M led for 38:43. Game was tied for 00:17.

Points	In	Off	2nd	Fast	Bench
UT	Paint	T/O	Chance	Break	
MU-M	18	13	9	4	15

Score tied - 0 times.  
 Lead changed - 3 times.

- Senior Kevin Punter Jr.'s 21 points weren't enough for Tennessee, as the Vols fell, 75-64, to Missouri at Mizzou Arena on Feb. 13, 2016.
- The Volunteers struggled with shooting the ball consistently, shooting 38 percent from the field compared to the Tigers' 55 percent, the second-highest percentage for Missouri this season.
- After being down by as much as 14 points in the first half, UT cut Mizzou's lead to just four points after senior Devon Baulkman drove to the basket for a layup with 1:25 remaining in the game, but a 38-27 halftime deficit would be too much for the Volunteers to overcome.
- Free throws would be the determining factor for the game, though, as the Tigers converted on 22-of-30 from the charity stripe for the game, including five made in the final minute of action. Tennessee shot 14-of-24 from the line (58 percent).
- Baulkman and Punter had the hot hand for the Vols, scoring 38 of the team's 64 points. Baulkman finished with 17 points, scoring 13 in the second half. Punter's 21 points helped make him become the Vols' all-time leading scorer amongst players with careers of two seasons or fewer (886 career points).
- It was Baulkman's second consecutive game hitting four 3-pointers after only making two over the previous six contests.
- Missouri was led by senior Ryan Rosburg, who finished with 21 points, five rebounds and two blocks in 35 minutes of play.

**Official Basketball Box Score -- Game Totals -- Final Statistics**  
**Tennessee vs Kentucky**  
**02/18/16 7:00 p.m. at Lexington, Ky. (Rupp Arena)**



**Tennessee 70 • 12-14, 5-8**

#	Player	Total			3-Ptr			Rebounds			PF	TP	A	T	Blk	Stl	Min
		FG	FGA	FT	FTA	Off	Def	Off	Def	Off							
04	Moore, Armani	f	8-15	0-0	5-9	5	6	11	2	21	2	0	2	0	34		
11	Alexander, Kyle	f	1-1	0-0	2-4	2	0	2	3	4	0	0	0	0	14		
00	Punter, Kevin	g	4-14	2-7	9-10	0	3	3	1	19	1	0	0	0	36		
25	Phillips, Shembari	g	2-5	1-1	2-2	1	1	2	4	7	1	3	0	0	23		
34	Baulkman, Devon	g	6-13	4-8	1-2	1	0	1	2	1	2	1	0	1	24		
03	Hubbs III, Robert	g	2-8	0-0	0-0	0	0	0	0	0	0	0	0	0	8		
05	Schofield, Admiral	g	2-6	0-1	0-1	2	2	3	2	4	0	0	0	0	17		
15	Mostella, Detrick	g	1-3	0-1	0-0	0	5	5	2	2	1	1	0	0	26		
23	Reese, Derek	g	1-1	1-1	2-2	1	2	3	1	5	1	0	1	0	7		
	Team					0	3	3									
Totals			22-58	5-14	21-30	13	26	39	17	70	7	7	3	1	200		

FG % 1st Half: 10-28 35.7% 2nd half: 12-30 40.0% Game: 22-58 37.9% Deadbll Rebounds 1  
 3FG % 1st Half: 2-7 28.6% 2nd half: 3-7 42.9% Game: 5-14 35.7%  
 FT % 1st Half: 8-12 66.7% 2nd half: 13-18 72.2% Game: 21-30 70.0%

**Kentucky 80 • 20-6, 10-3**

#	Player	Total			3-Ptr			Rebounds			PF	TP	A	T	Blk	Stl	Min
		FG	FGA	FT	FTA	Off	Def	Off	Def	Off							
00	Lee, Marcus	f	2-3	0-0	0-0	1	3	4	0	4	0	0	0	0	17		
35	Willis, Derek	f	8-12	7-11	2-2	2	3	5	3	25	0	0	1	0	25		
03	Olis, Tyler	g	3-15	1-4	4-4	0	4	4	2	11	9	2	0	0	35		
13	Briscoe, Isaiah	g	2-10	0-3	1-4	2	8	10	3	5	1	0	0	0	26		
23	Murray, Jamal	g	8-12	3-6	9-10	2	7	9	2	28	2	2	1	1	35		
01	Labissiere, Skal	g	2-6	0-0	0-0	1	3	4	3	4	1	1	0	0	14		
04	Matthews, Charles	g	0-2	0-0	0-1	1	1	2	0	0	1	0	1	15			
10	David, Jonny	g	0-0	0-0	0-0	0	0	0	0	0	0	0	0	0	1		
11	Mulder, Mychal	g	0-0	0-0	0-0	0	0	0	0	0	0	0	0	0	1		
33	Humphries, Isaac	g	1-2	0-0	2-2	4	2	6	4	3	0	1	2	0	16		
25	Hawkins, Dominique	g	0-0	0-0	0-0	1	0	1	0	0	0	0	0	0	5		
	Team					0	0	0									
Totals			26-62	11-24	17-23	14	31	45	19	80	13	8	4	2	200		

FG % 1st Half: 12-30 40.0% 2nd half: 14-32 43.8% Game: 26-62 41.9% Deadbll Rebounds 2  
 3FG % 1st Half: 4-11 36.4% 2nd half: 7-13 53.8% Game: 11-24 45.8%  
 FT % 1st Half: 8-12 66.7% 2nd half: 9-11 81.8% Game: 17-23 73.9%

Officials: Joe Lindsay, Olanidis Poole, Tony Henderson  
 Technical fouls: Tennessee-None, Kentucky-None.  
 Attendance: 24274

Score by periods	1st	2nd	Total
Tennessee	30	40	70
Kentucky	36	44	80

Last FG - UT 2nd-00:24, UK 2nd-04:07.  
 Largest lead - UT by 5:50 17:05, UK by 22 2nd-10:53.  
 UT led for 07:30, UK led for 30:45. Game was tied for 01:45.

- Senior Armani Moore picked up his second double-double against Kentucky this season, but it wasn't enough as Tennessee fell, 80-70, in Rupp Arena on Feb. 18, 2016.
- Moore led the Volunteers in scoring (21) and rebounding (11). It was his fourth double-double of the season and the eighth of his career. He also finished with two blocks, which ties him with Steve Hamer for eighth all-time in Tennessee history at 122 career blocks.
- The 14th-ranked Wildcats found success behind the arc in the second half, connecting on seven 3-pointers compared to Tennessee's three, helping UK score 44 points after halftime.
- Jamal Murray (3) and Derek Willis (7) combined for 10 of Kentucky's 11 3-pointers during the game. Murray would finish with a game-high 28 points and nine rebounds to lead the Cats. Willis finished with a career-high 25 points on the night.
- During the second half, senior Kevin Punter Jr. would make a 3-pointer to give him his 900th career point with the Volunteers. At 905 points for his career, he was just 95 points away from becoming the first-ever Vol to score 1,000 points in a career spanning two seasons or fewer.
- Punter ended the night with 19 points, including nine points from the free-throw line. But it proved to be the final appearance of his collegiate career, as he was diagnosed with a season-ending stress fracture in his right foot after the game.



**Official Basketball Box Score -- Game Totals -- Final Statistics**  
**LSU vs Tennessee**  
 02/20/16 5:31 p.m. at Knoxville, Tenn. (Thompson-Boling Arena)



**LSU 65 • 16-11, 9-5 SEC**

#	Player	Total		3-Ptr		Rebounds		PF	TP	A	TO	Bk	Stl	Min	
		FG	FGA	FG	FGA	FT	FTA								Off
20	Bridgewater, Brian	1	1	0	0	0	2	2	0	2	0	0	0	10	
22	Victor II, Craig	2	8	0	2	2	1	3	3	6	1	1	0	30	
02	Blakeney, Antonio	8	15	2	5	2	2	7	3	20	0	0	0	36	
00	Hornsby, Keith	0	3	0	1	0	3	3	1	0	1	0	1	12	
51	Quarterman, Tim	0	1	0	1	0	2	2	4	6	5	1	0	22	
00	Sampson, Brandon	1	4	1	3	0	1	1	3	1	1	1	0	13	
05	Gray, Josh	0	2	0	0	0	1	1	1	0	0	0	0	4	
15	Patterson, Jalyri	2	5	1	3	2	1	2	4	7	2	1	0	27	
25	Simmons, Ben	9	16	0	3	7	1	8	0	4	2	8	0	36	
<b>Team</b>															
<b>Totals</b>		25	62	5	15	10	16	10	25	35	21	65	11	6	7

FG % 1st Half: 11-31 35.5% 2nd half: 14-31 45.2% Game: 25-62 40.3%  
 3FG % 1st Half: 1-5 20.0% 2nd half: 4-10 40.0% Game: 5-15 33.3%  
 FT % 1st Half: 2-3 66.7% 2nd half: 8-13 61.5% Game: 10-16 62.5%

**Tennessee 81 • 13-14, 6-8 SEC**

#	Player	Total		3-Ptr		Rebounds		PF	TP	A	TO	Bk	Stl	Min	
		FG	FGA	FG	FGA	FT	FTA								Off
04	Moore, Armani	7	16	2	3	1	4	7	1	2	4	3	6	36	
11	Alexander, Kyle	1	1	0	0	1	2	2	4	3	3	0	1	13	
03	Hubbs III, Robert	8	13	0	0	3	4	7	0	19	2	0	0	36	
15	Mostella, Detrick	4	10	2	7	0	0	4	1	10	1	3	0	20	
05	Phillips, Shembari	5	9	1	3	2	4	5	6	3	13	4	2	0	38
00	Schofield, Admiral	3	6	0	3	2	0	2	0	8	0	3	0	15	
21	Reese, Derek	0	1	0	2	1	4	5	4	2	1	0	2	18	
24	Baukman, Devon	3	7	2	4	1	2	2	1	9	4	1	0	24	
<b>Team</b>															
<b>Totals</b>		31	63	7	22	12	20	11	31	42	16	81	19	12	4

FG % 1st Half: 11-22 50.0% 2nd half: 12-20 60.0% Game: 23-63 36.5%  
 3FG % 1st Half: 4-12 33.3% 2nd half: 3-10 30.0% Game: 7-22 31.8%  
 FT % 1st Half: 5-9 55.6% 2nd half: 7-11 63.6% Game: 12-20 60.0%

Officials: John Hampton, Marc Ellard, Vladimir Voyard-Talal  
 Technical fouls: LSU=None, Tennessee=None.  
 Attendance: 19721

Score by periods	1st	2nd	Total
LSU	25	40	65
Tennessee	31	50	81

Last FG - LSU 2nd-00:32, UT 2nd-01:06.  
 Largest lead - LSU by 4 1st-16:10, UT by 19 2nd-05:47.  
 LSU led for 03:10, UT led for 35:45. Game was tied for 00:15.

- The largest crowd of the season at Thompson-Boling Arena saw the Tennessee Volunteers storm to a 81-65 victory over the LSU Tigers on Feb. 20, 2016.
- There were 19,721 fans cheering on the Vols, who played without leading scorer Kevin Punter Jr. (right foot injury). A balanced attack combined to replace Punter's 22.2 points per game, led by Robert Hubbs III's 19 points.
- Armani Moore scored 17 points and pulled down 10 rebounds, his second double-double in as many games after going for 21 and 11 against Kentucky on Feb. 18. It was his fifth double-double of the season and the ninth of his career.
- Vols freshman Shembari Phillips scored 13 points, his highest total since pouring in a career-high 15 against Texas A&M on Jan. 9. Sophomore Detrick Mostella added 10 points.
- The Volunteers trailed by as many as four points in the early going, but pulled away to a 31-25 lead at halftime and started the second frame on a 16-4 run.
- A Kyle Alexander layup as part of that run put Tennessee up 10 with 17:01 to play. The Vols lead would not fall below double digits the rest of the way, extending their lead to as many as 19 points with 5:47 to play.
- The Volunteers held LSU 15 points under its 80.7 points per game average, and dominated the boards, out-rebounding the Tigers, 42-35. Tennessee also won the battle of points in the paint, 42-36.
- LSU Freshman Ben Simmons, a National Player of the Year candidate, finished with 21 points, nine rebounds and eight turnovers in 36 minutes; he came off the bench for the first time all season.
- Tennessee played in "Smoky Grey" uniforms for just the third time in program history and the second time ever at home.

**Official Basketball Box Score -- Game Totals -- Final Statistics**  
**Tennessee vs South Carolina**  
 2/24/16 9 p.m. ET at Columbia, S.C. (Colonial Life Arena)



**Tennessee 58 • 13-15, 6-9 SEC**

#	Player	Total		3-Ptr		Rebounds		PF	TP	A	TO	Bk	Stl	Min	
		FG	FGA	FG	FGA	FT	FTA								Off
04	Moore, Armani	4	13	0	3	2	6	1	5	6	0	10	6	2	1
11	Alexander, Kyle	0	3	0	0	0	6	3	9	2	0	0	0	0	18
03	Hubbs III, Robert	1	3	1	2	0	0	0	0	0	1	3	2	1	0
15	Mostella, Detrick	0	3	0	3	0	0	0	0	2	0	0	0	0	17
05	Phillips, Shembari	7	15	2	7	0	5	4	16	4	6	0	1	36	
02	Kasongo, Ray	0	0	0	0	1	0	1	0	1	0	0	0	0	
05	Schofield, Admiral	2	6	1	4	2	2	0	1	4	7	1	1	1	
21	Reese, Derek	0	0	0	0	0	1	0	1	0	0	0	0	0	
30	Woodson, Brad	1	5	1	5	0	0	1	2	3	3	0	0	0	
24	Baukman, Devon	7	15	5	10	0	1	3	4	0	19	0	1	0	
<b>Team</b>															
<b>Totals</b>		22	66	10	34	4	11	13	32	35	16	58	13	12	3

FG % 1st Half: 13-28 46.4% 2nd half: 9-35 25.7% Game: 22-63 34.9%  
 3FG % 1st Half: 6-15 40.0% 2nd half: 4-19 21.1% Game: 10-34 29.4%  
 FT % 1st Half: 2-6 33.3% 2nd half: 2-5 40.0% Game: 4-11 36.4%

**South Carolina 84 • 23-5, 10-5 SEC**

#	Player	Total		3-Ptr		Rebounds		PF	TP	A	TO	Bk	Stl	Min	
		FG	FGA	FG	FGA	FT	FTA								Off
14	Chatkevicius, L.	6	10	0	1	0	2	4	6	1	12	0	1	1	
24	Carrera, Michael	6	15	2	7	2	5	8	10	3	16	2	4	0	
25	Kaczins, Mindaugas	4	6	1	1	2	2	1	3	3	11	0	0	0	
00	Thornwell, Sindarius	2	4	1	2	2	2	0	4	4	7	6	0	0	
10	Notice, Duane	5	9	4	6	3	4	2	2	4	17	4	0	0	
04	Gregory, Jammal	0	2	0	1	0	0	0	0	0	0	1	0	0	
05	Blanton, Tercarius	1	1	0	0	0	0	0	0	0	2	0	0	0	
15	Dozier, PJ	2	6	0	2	0	2	2	1	4	6	2	1	0	
20	Mickle, Justin	2	2	0	0	0	0	0	0	1	4	0	0	0	
23	Cobb, Eric	1	1	0	0	0	0	0	0	1	2	0	1	0	
30	Silva, Chris	3	5	0	3	5	2	7	9	2	9	1	0	0	
<b>Team</b>															
<b>Totals</b>		32	61	8	20	12	18	10	30	44	84	20	9	3	

FG % 1st Half: 19-32 59.4% 2nd half: 13-29 44.8% Game: 32-61 52.5%  
 3FG % 1st Half: 5-12 41.7% 2nd half: 3-8 37.5% Game: 8-20 40.0%  
 FT % 1st Half: 6-10 60.0% 2nd half: 6-8 75.0% Game: 12-18 66.7%

Officials: Ron Grover, Anthony Jordan, Roger Ayers  
 Technical fouls: Tennessee=None, South Carolina=None.  
 Attendance: 13224

Score by periods	1st	2nd	Total
Tennessee	24	34	58
South Carolina	49	35	84

Last FG - UT 2nd-01:16, SC 2nd-01:28.  
 Largest lead - UT by 2 1st-19:44, SC by 30 2nd-03:36.  
 UT led for 00:10, SC led for 39:09. Game was tied for 00:41.

- Behind an offensive showcase and dominant night in the paint, South Carolina avoided a regular season sweep, defeating Tennessee, 84-58, on Feb. 24, 2016, at Colonial Life Arena.
- South Carolina's 42-14 advantage in the paint gave the Gamecocks their most conference wins since 2009, while Tennessee continued its struggles away from home.
- Devon Baukman paced the Vols with 19 points, going 7-of-15 from the field and 5-of-10 from the 3-point line. His seven made field goals tied a career high. Shembari Phillips scored 16, while Armani Moore added 10.
- South Carolina shot 52 percent from the field on 32-of-61 shooting. The Vols were held to 35 percent shooting, going 22-of-63.
- Trailing by 25 in the second half, the Vols chipped away at South Carolina's lead, going on a 14-2 run midway through the second half to cut the deficit to 13 at 61-48 with 9:20 remaining.
- South Carolina's offense hit on all cylinders in the opening half, shooting 59 percent on 19-of-32 shooting.
- Despite falling in an 11-2 hole to open the game, Tennessee shot at a high clip in the early stages, beginning 11-of-17 (65 percent) from the field. However, the South Carolina zone stymied the Vols in the latter portion of the half and held Tennessee to 2-of-11 to end the half.
- Phillips set career highs in points and field goals made, posting 16 points on 7-of-15 shooting on the night.
- South Carolina's Duane Notice led the Gamecocks in scoring with 17 points.



**Official Basketball Box Score -- Game Totals -- Final Statistics**  
**Arkansas vs Tennessee**  
 02/27/16 7:31 p.m. at Knoxville, Tenn. (Thompson-Boling Arena)



**Arkansas 75 • 15-14, 8-8**

#	Player	Total			3-Ptr			Rebounds			PF	TP	A	T	Blk	Stl	Min
		FG	FGA	FT	FTA	FG	FGA	FT	FTA	Off							
3	Kingsley, Moses	f	3-8	0-0	3-6	1	7	8	3	9	4	3	4	1	28		
12	Miles, Keaton	f	0-2	0-0	0-1	0	1	2	0	0	1	0	0	0	18		
03	Hannahs, Dusty	g	4-6	3-4	6-7	1	3	4	2	17	0	1	0	2	27		
04	Durham, Jabril	g	2-4	1-3	1-2	0	5	5	2	6	3	0	0	0	23		
05	Bell, Anthon	g	5-11	4-6	2-2	0	2	2	16	1	1	0	0	30			
01	Thompson, Trey	g	2-3	0-0	1-2	2	5	7	4	5	1	1	1	1	20		
21	Watkins, Manuale	g	3-7	0-0	0	1	1	1	6	3	1	0	1	1	15		
24	Whitt, Jimmy	g	3-5	0-2	0-0	0	1	1	3	6	0	0	0	1	15		
31	Beard, Anton	g	3-6	1-4	3-3	1	0	1	2	10	1	1	0	0	20		
50	Kouassi, Willy	g	0-0	0-0	0	0	0	0	0	0	0	0	0	0	4		
Team			0	0	0	0	3	3									
Totals			25-52	9-19	16-23	5	28	33	21	75	13	9	5	6	200		

FG % 1st Half: 12-30 40.0% 2nd half: 13-22 59.1% Game: 25-52 48.1% Deadball Rebounds: 1  
 3FG % 1st Half: 5-11 45.5% 2nd half: 4-8 50.0% Game: 9-19 47.4%  
 FT % 1st Half: 5-9 55.6% 2nd half: 11-14 78.6% Game: 16-23 69.6%

**Tennessee 65 • 13-16, 6-10**

#	Player	Total			3-Ptr			Rebounds			PF	TP	A	T	Blk	Stl	Min
		FG	FGA	FT	FTA	FG	FGA	FT	FTA	Off							
04	Moore, Armani	f	6-12	0-1	5-8	1	10	11	1	17	5	2	0	0	39		
05	Schofield, Admiral	f	6-13	1-3	2-2	2	7	9	3	15	2	1	0	1	33		
11	Alexander, Kyle	f	1-3	0-0	2-2	4	4	8	3	4	0	2	4	0	22		
25	Phillips, Shembari	g	6-14	1-2	0-0	1	2	3	13	2	1	0	0	0	32		
34	Baukman, Devon	g	2-9	1-6	2-2	2	1	2	3	7	1	1	0	0	27		
15	Mostella, Detrick	g	1-8	1-6	0-0	0	1	1	2	3	0	1	0	0	13		
23	Reese, Derek	g	3-3	0-0	0-0	5	1	6	5	6	2	2	0	0	25		
32	Woodson, Brad	g	0-3	0-3	0	0	1	1	0	0	1	0	0	1	9		
Team			0	0	0	0	0	0	0	1							
Totals			25-65	4-21	11-14	14	25	27	42	19	65	13	11	4	200		

FG % 1st Half: 13-30 43.3% 2nd half: 12-35 34.3% Game: 25-65 38.5% Deadball Rebounds: 0.1  
 3FG % 1st Half: 2-7 28.6% 2nd half: 2-14 14.3% Game: 4-21 19.0%  
 FT % 1st Half: 5-7 71.4% 2nd half: 6-7 85.7% Game: 11-14 78.6%

Officials: Antonio Petty, Lee Cassell, Darron George  
 Technical fouls: Arkansas-None. Tennessee-None.  
 Attendance: 14413

Score by period	1st	2nd	Total
Arkansas	34	41	75
Tennessee	33	32	65

Points	In	Off	2nd	Fast
AR	26	10	17	21
UT	4	10	7	9

Last FG - AR 2nd-02:26, UT 2nd-00:55.  
 Largest lead - AR by 11 2nd-09:03, UT by 4 1st-18:09.  
 AR led for 31:08, UT led for 03:29. Game was tied for 01:23.

Score tied - 3 times.  
 Lead changed - 5 times.

- A fourth straight double-digit scoring performance from Armani Moore wasn't enough as Tennessee fell to Arkansas, 75-65, Feb. 27, 2016, at Thompson-Boling Arena
- Moore led the Volunteers with 17 points and 11 rebounds for his sixth double-double of the season. Admiral Schofield scored 15 points, while Shembari Phillips followed up his career-high 16 points against South Carolina with 13 for his third-straight game in double-digits.
- The Vols, who played without the services of two of their three leading scorers in Kevin Punter Jr. and Robert Hubbs III, trailed by just a point at halftime, 34-33. UT scored the first four points of the second half to seize a three-point lead, but a 3-pointer from Jabril Durham tied the game at 37-37 with 18:00 remaining and the Vols would not lead again.
- Arkansas did not lead by more than 11 points in the game, but despite a consistent fight in the final minutes, UT could draw no closer than seven points as the Razorbacks closed it out.
- Tennessee dominated the boards, out-rebounding Arkansas, 42-33, and controlled points in the paint, 34-26.
- The last time Tennessee started three true freshmen was Feb. 3, 2007, at Florida. 317 games have elapsed since the Vols lost, 94-78, with Wayne Chism, Ramar Smith and Josh Tabb in the starting lineup.
- Moore became the 38th Vol ever to log at least 10 career double-doubles.
- Dusty Hannahs led Arkansas with 17 points, including 3-of-4 from beyond the arc. Anthon Bell added 16 points, Anton Beard 11, in the victory.

**Official Basketball Box Score -- Game Totals -- Final Statistics**  
**Tennessee vs Vanderbilt**  
 03/01/16 6 p.m. at Nashville, Tenn. (Memorial Gym)



**Tennessee 69 • 13-17, 6-11 SEC**

#	Player	Total			3-Ptr			Rebounds			PF	TP	A	T	Blk	Stl	Min
		FG	FGA	FT	FTA	FG	FGA	FT	FTA	Off							
04	Moore, Armani	f	6-16	0-0	1-2	0	3	3	2	13	6	2	2	2	37		
05	Schofield, Admiral	f	6-9	0-1	0-0	2	1	3	12	0	0	1	0	1	21		
11	Alexander, Kyle	f	0-1	0-0	0-0	1	1	2	0	0	0	0	0	0	22		
25	Phillips, Shembari	g	8-17	4-5	3-3	1	6	7	2	23	2	5	0	0	37		
34	Baukman, Devon	g	3-8	2-3	0-0	0	4	4	7	1	0	1	1	1	26		
02	Kasongo, Ray	g	1-1	0-0	1-1	1	0	1	1	3	0	0	0	0	5		
15	Mostella, Detrick	g	2-4	2-2	0-0	0	1	1	2	6	0	2	0	0	17		
23	Reese, Derek	g	1-3	0-1	1-2	1	5	6	0	3	0	0	0	0	23		
32	Woodson, Brad	g	1-2	0-1	0-0	1	0	1	1	2	0	2	0	0	12		
Team			0	0	0	0	3	4									
Totals			28-61	7-13	6-8	8	24	32	18	69	9	12	4	3	200		

FG % 1st Half: 10-26 38.5% 2nd half: 18-35 51.4% Game: 28-61 45.9% Deadball Rebounds: 1  
 3FG % 1st Half: 2-3 66.7% 2nd half: 5-10 50.0% Game: 7-13 53.8%  
 FT % 1st Half: 2-3 66.7% 2nd half: 4-5 80.0% Game: 6-8 75.0%

**Vanderbilt 86 • 19-11, 11-6 SEC**

#	Player	Total			3-Ptr			Rebounds			PF	TP	A	T	Blk	Stl	Min
		FG	FGA	FT	FTA	FG	FGA	FT	FTA	Off							
20	Jones, Damian	c	7-9	0-0	0-0	3	4	7	3	14	0	0	1	1	25		
40	Henderson, Josh	c	1-1	0-0	0	0	1	1	0	2	1	1	0	0	6		
05	Fisher-Davis, Matthe	g	2-10	0-4	2-4	0	0	0	1	6	2	0	0	0	24		
10	Watkins, Nathan	g	1-1	0-0	0-0	0	0	1	2	1	0	0	0	0	5		
14	Josephs, Carter	g	0	0-0	0-0	0	0	0	1	0	0	0	0	0	5		
00	Justice, Cameron	g	3-5	2-4	0-0	0	1	1	2	8	0	0	0	0	14		
02	Tove, Joe	g	2-4	1-2	0-1	0	1	1	0	5	0	1	0	1	10		
03	Kornet, Luke	g	2-4	1-1	3-4	2	5	7	7	1	1	5	1	1	29		
04	Baldwin IV, Wade	g	4-11	3-5	6-6	0	6	6	0	17	7	1	1	2	29		
11	Roberson, Jeff	g	4-10	1-3	5-5	4	8	2	14	0	1	0	1	1	29		
13	Lichandoy, Riley	g	0-1	0-0	0-0	0	1	1	1	0	3	1	0	0	10		
20	McGloin, Philip	g	0-0	0-0	0-0	0	0	0	0	0	0	0	0	0	1		
21	Sehic, Samir	g	0-0	0-0	0-0	0	1	1	0	0	0	0	0	0	1		
26	Cressler, Nolan	g	5-9	0-2	1-1	0	0	0	1	11	2	1	0	1	12		
Team			2	2	4												
Totals			31-64	7-21	17-21	11	26	37	13	86	17	7	7	10	200		

FG % 1st Half: 15-33 45.5% 2nd half: 16-31 51.6% Game: 31-64 48.4% Deadball Rebounds: 2  
 3FG % 1st Half: 3-12 25.0% 2nd half: 4-9 44.4% Game: 7-21 33.3%  
 FT % 1st Half: 10-13 76.9% 2nd half: 7-8 87.5% Game: 17-21 81.0%

Officials: Tony Greene, Joe Lindsay, Byron Jarratt  
 Technical fouls: Tennessee-None. Vanderbilt-None.  
 Attendance: 15099

Score by periods	1st	2nd	Total
Tennessee	24	45	69
Vanderbilt	43	43	86

Points	In	Off	2nd	Fast
TEN	28	7	15	2
VU	44	18	12	6

Last FG - UT 2nd-00:21, VU 2nd-00:35.  
 Largest lead - UT by 4 2nd-17:30, VU by 25 2nd-07:14.  
 UT led for 04:38, VU led for 31:12. Game was tied for 04:10.

- Vanderbilt scored 18 points off turnovers to cruise to an 86-69 win over Tennessee on March 1, 2016, at Memorial Gym in Nashville.
- Tennessee freshman Shembari Phillips led all scorers with a season-high 23 points on 8-of-17 shooting, including a 4-for-5 mark from 3-point range. Armani Moore scored 13 points, while Admiral Schofield added 12. Vanderbilt used a balanced scoring attack led by Wade Baldwin IV's team-high 17 points.
- Belying the 17-point, final margin, the teams shot evenly from the field. Vanderbilt shot 48 percent on 31-of-64 shooting, while the Vols shot 46 percent on 28-of-61 shooting. The Big Orange also shot 54 percent (7-of-13) beyond the arc compared to Vanderbilt's 33 percent (7-of-21).
- A Commodore advantage came at the free-throw line, where they went 17-of-21. The Vols only got to the line eight times in the game, going 6-of-8.
- Despite cutting the lead to 10 on two occasions in the second half, turnovers cost the Vols a shot at shrinking the deficit to single digits. The Vols committed four turnovers that contributed to a 15-0 Vanderbilt run midway through the second half. Tennessee finished with 12 turnovers in the game. Vanderbilt committed only seven.
- Tennessee's early foul trouble and Vanderbilt's size advantage proved problematic for the Big Orange as the Commodores out-rebounded the Vols, 23-14, and grabbed eight offensive boards in the first half. Vandy also had a 20-8 advantage in the paint at halftime.



**Official Basketball Box Score -- Game Totals -- Final Statistics**  
**Ole Miss vs Tennessee**  
 03/05/16 12:01 p.m. at Knoxville, Tenn. (Thompson-Boling Arena)



**Ole Miss 83 • 20-11, 10-8 SEC**

#	Player	Total			3-Ptr			Rebounds			PF	TP	A	T	Blk	Stl	Min
		FG	FGA	FT	FTA	FG	FGA	FT	FTA	Off							
11	Saiz, Sebastian	9	14	0	0	5	8	7	4	11	2	23	2	0	1	35	
12	Gielo, Tomasz	4	12	2	8	6	7	4	3	7	1	16	1	0	1	33	
13	Peraz, Anthony	2	5	2	3	0	0	0	0	0	2	6	1	1	1	13	
01	Newby, Martavius	3	5	2	3	2	2	3	7	10	3	10	5	2	0	37	
42	Moody, Stefan	3	5	3	4	1	1	2	4	12	3	3	0	4	1	21	
03	Davis, Terence	2	4	1	1	1	2	1	2	3	2	6	2	1	0	17	
05	Hymon, Marcavin	0	1	0	0	0	0	0	0	0	1	0	0	0	1	5	
14	Brooks, Rashad	2	11	1	5	0	0	1	2	3	2	5	0	0	0	18	
20	Fitzpatrick-Dorsey, J	0	0	0	0	0	0	0	0	0	3	5	1	3	0	20	
30	Coddington, Jake	0	0	0	0	0	0	0	0	0	0	0	0	0	0	1	
Team		2		4		4		4		1		4		4		9	
Totals		27	60	11	25	18	27	21	21	42	20	83	15	10	4	9	200

FG % 1st Half: 11-32 34.4% 2nd half: 16-28 57.1% Game: 27-60 45.0%  
 3FG % 1st Half: 4-13 30.8% 2nd half: 7-12 58.3% Game: 11-25 44.0%  
 FT % 1st Half: 5-6 83.3% 2nd half: 13-21 61.9% Game: 18-27 66.7%

**Tennessee 60 • 13-18, 6-12 SEC**

#	Player	Total			3-Ptr			Rebounds			PF	TP	A	T	Blk	Stl	Min
		FG	FGA	FT	FTA	FG	FGA	FT	FTA	Off							
04	Moore, Armani	6	13	1	2	0	1	2	3	1	13	1	6	0	0	36	
05	Schofield, Admiral	4	8	2	3	2	2	0	6	6	12	4	0	1	1	32	
21	Reese, Derek	3	3	0	0	0	0	5	5	2	4	0	2	0	0	16	
25	Phillips, Shembari	1	6	0	0	1	1	2	4	2	4	2	1	5	0	30	
34	Baulkman, Devon	6	12	2	8	4	6	2	2	4	18	3	2	0	3	31	
02	Kasongo, Ray	3	5	0	0	0	0	2	2	4	6	1	1	1	0	13	
03	Hubbs III, Robert	0	2	0	1	0	1	1	2	1	0	0	0	0	0	6	
11	Alexander, Kyle	0	1	0	0	0	0	3	1	4	2	0	0	0	0	9	
15	Mostella, Detrick	1	8	0	5	3	4	1	3	4	1	5	3	0	0	25	
24	Campbell, Lucas	0	0	0	0	0	0	0	0	0	0	0	0	0	0	1	
32	Woodson, Brad	0	0	0	0	0	0	0	0	0	0	0	0	0	0	1	
Team		2		0		2		2		0		2		2		6	
Totals		23	58	5	23	9	13	18	17	35	19	60	13	17	3	5	200

FG % 1st Half: 7-27 25.9% 2nd half: 16-31 51.6% Game: 23-58 39.7%  
 3FG % 1st Half: 2-12 16.7% 2nd half: 3-11 27.3% Game: 5-23 21.7%  
 FT % 1st Half: 6-8 75.0% 2nd half: 3-5 60.0% Game: 9-23 39.2%

Officials: Ron Groover, Marc Ellard, Patrick Evans  
 Technical fouls: Ole Miss-None, Tennessee-None.  
 Attendance: 14424

Score by periods	Total		
	1st	2nd	Total
Ole Miss	31	52	83
Tennessee	22	38	60

Last FG - OM 2nd-00:23, UT 2nd-01:28.  
 Largest lead - OM by 23 2nd-00:23, UT by 7 1st-17:23.  
 OM led for 28:04, UT led for 09:07. Game was tied for 01:48.

Score tied - 3 times.  
 Lead changed - 1 time.

- Behind an array of 3-pointers and second-chance opportunities, Ole Miss secured an 83-60 win over Tennessee on Senior Day in Thompson-Boling Arena on March 5, 2016.
- Tennessee dropped its fourth consecutive game for the first time this season, while the Rebels earned their fourth victory in the last five games.
- Senior Devon Baulkman shined in his final game in Thompson-Boling Arena, with a team-high 19 points on 6-of-12 shooting. Fellow senior Armani Moore posted 13 points, while Admiral Schofield added 12 points. Ole Miss' Sebastian Saiz scored a game-high 23 points, and Tomasz Gielo posted 16 points.
- The Vols finished 40 percent (23-of-58) from the field, but their 17 turnovers proved critical in the defeat. The Rebels shot 45 percent (27-of-60) in the game, and 11 of their 27 buckets came from 3-point range. Ole Miss took advantage of their second-chance opportunities, scoring 28 second-chance points on 21 offensive rebounds.
- Tennessee trimmed the lead to 13 on two occasions midway through the second half but were unable to cut the margin further.
- The Vols struggled to produce any type of offense for much the first half, shooting 26 percent (7-of-27) from the field and 17 percent (2-of-12) beyond the arc. The Vols' 22 points at the break marked a season low for first-half scoring. Tennessee was held without a field goal for more than 14 minutes before Schofield drained a 3-pointer with 52 seconds remaining in the half.
- UT seniors Baulkman, Moore, Kevin Punter Jr., and Derek Reese were honored pregame.
- Tennessee played in "Smoky Grey" uniforms for just the fourth time in program history and the third time ever at home.

**Official Basketball Box Score -- Game Totals -- Final Statistics**  
**Auburn vs Tennessee**  
 03/09/16 7:00 pm CT at 2016 SEC Men's Tournament-Nashville, TN



**Auburn 59 • 11-20, 5-13**

#	Player	Total			3-Ptr			Rebounds			PF	TP	A	T	Blk	Stl	Min
		FG	FGA	FT	FTA	FG	FGA	FT	FTA	Off							
00	Spencer, Horace	1	4	0	0	3	7	1	2	3	3	5	0	2	1	0	23
12	Harris, Tyler	5	13	0	0	4	6	4	5	9	3	14	1	2	0	0	27
25	Granger, Jordan	1	4	1	4	0	0	2	2	1	3	0	0	0	0	0	25
04	Dunans, TJ	6	10	1	3	6	6	1	3	4	4	17	1	2	0	0	33
23	Sowers, Ty	2	4	0	0	1	4	3	5	1	0	0	0	0	0	1	24
02	Brown, Bryce	1	9	1	8	4	4	0	1	1	7	0	2	0	0	24	
22	Allison, Zach	2	7	0	2	1	3	4	3	5	1	0	0	0	0	1	24
20	Walker, Jonathan	0	0	0	0	1	1	2	0	0	0	0	0	0	0	0	2
21	Kenn, Patrick	0	1	0	0	0	0	0	0	0	1	0	0	0	0	1	5
27	Allison, Zach	0	0	0	0	0	0	0	0	0	1	0	0	0	0	0	2
31	Waddell, Devin	0	1	0	1	0	0	0	0	0	3	0	0	0	0	2	2
41	Blackstock, Cole	0	0	0	0	0	0	0	0	0	1	0	0	0	0	0	2
42	Stockton, Cole	1	3	1	2	0	0	0	0	0	1	0	0	0	0	0	2
44	Williams, New	0	1	0	0	0	0	0	0	0	0	0	0	0	0	0	2
Team		4		0		4		1		4		4		4		2	
Totals		17	57	4	24	21	29	14	20	34	23	59	4	11	1	3	200

FG % 1st Half: 8-31 25.8% 2nd half: 9-26 34.6% Game: 17-57 29.8%  
 3FG % 1st Half: 3-13 23.1% 2nd half: 1-11 9.1% Game: 4-24 16.7%  
 FT % 1st Half: 6-9 66.7% 2nd half: 15-20 75.0% Game: 21-29 72.4%

**Tennessee 97 • 14-18, 6-12**

#	Player	Total			3-Ptr			Rebounds			PF	TP	A	T	Blk	Stl	Min
		FG	FGA	FT	FTA	FG	FGA	FT	FTA	Off							
04	Moore, Armani	10	13	0	1	2	3	1	3	4	22	5	1	1	1	29	
05	Schofield, Admiral	4	8	2	3	2	2	1	1	2	3	12	2	0	1	18	
21	Reese, Derek	3	6	2	3	1	1	10	11	3	9	3	2	0	1	29	
25	Phillips, Shembari	1	2	0	1	1	2	4	5	2	0	0	0	0	0	25	
34	Baulkman, Devon	4	8	4	8	4	6	3	2	5	2	16	1	1	1	18	
02	Kasongo, Ray	2	3	0	0	0	1	0	1	3	4	0	0	0	0	9	
03	Hubbs III, Robert	3	4	1	2	0	1	2	3	7	2	2	0	0	0	20	
11	Alexander, Kyle	0	0	0	0	0	2	2	2	2	0	0	0	0	0	8	
15	Mostella, Detrick	6	12	1	5	4	4	3	3	4	17	4	0	0	1	24	
24	Campbell, Lucas	1	3	1	2	0	0	0	1	1	3	0	0	0	0	4	
32	Woodson, Brad	0	1	0	0	0	1	1	2	1	0	0	0	0	0	0	6
Team		9		2		9		2		9		2		9		20	
Totals		34	58	11	25	18	26	9	27	36	26	97	20	10	5	4	200

FG % 1st Half: 18-33 54.5% 2nd half: 16-25 64.0% Game: 34-58 58.6%  
 3FG % 1st Half: 4-13 30.8% 2nd half: 7-12 58.3% Game: 11-25 44.0%  
 FT % 1st Half: 4-9 44.4% 2nd half: 14-17 82.4% Game: 21-29 72.4%

Officials: Tony Greene, Antonio Petty, Ron Groover  
 Technical fouls: Auburn-TEAM, Tennessee-None.  
 Attendance: 9787

Score by periods	Total		
	1st	2nd	Total
Auburn	25	34	59
Tennessee	44	53	97

Last FG - AU 2nd-00:32, UT 2nd-00:49.  
 Largest lead - AU None, UT by 41 2nd-00:49.  
 AU led for 00:00, UT led for 38:52. Game was tied for 01:08.

Score tied - 0 times.  
 Lead changed - 0 times.

- The Tennessee Volunteers rolled to victory over the Auburn Tigers, 97-59, in the first round of the SEC Men's Tournament March 9, 2016, at Bridgestone Arena in Nashville.
- UT never trailed the Tigers, leading by as much as 41 points in the final minute of the game. Tennessee improved to 9-3 all time against Auburn during the SEC Tournament.
- Senior Armani Moore led the Vols, scoring a game-high 22 points on 10-of-13 shooting and adding four rebounds, five assists and a block in 29 minutes of play.
- After struggling to find consistent offense during a four-game losing streak, UT caught fire from the floor, shooting a season-high 59 percent. Tennessee's previous high was 53 percent against Army West Point in November.
- Sophomore Detrick Mostella was the Vols' second leading scorer with 17 points. Mostella broke out of a slump after only scoring in double digits once in his last seven games. It was the 10th time this season that he scored at least 10 when coming off the bench.
- T.J. Dunans, who finished with 17 points and four rebounds, led Auburn. Tyler Harris, the brother of VFL Tobias Harris, scored 14 points while grabbing nine boards for the Tigers.
- The loss ended Auburn's season.

**Official Basketball Box Score -- Game Totals -- Final Statistics**  
**Tennessee vs Vanderbilt**  
**03/10/16 2:40 p.m. at Nashville, Tenn. (Bridgestone Arena)**

**Tennessee 67 • 15-18, 6-12**

#	Player	Total			3-Ptr			Rebounds			PF	TP	A	T	Blk	Stl	Min
		FG	FGA	FT	FTA	Off	Def	Total									
04	Moore, Armani	5	12	1	1	3	5	3	14	3	0	2	0	0	0	36	
05	Schofield, Admiral	5	12	0	2	4	3	7	12	0	1	1	0	0	0	29	
23	Reese, Derek	2	6	1	2	2	8	10	1	7	2	1	0	1	0	35	
25	Phillips, Shembari	0	2	0	1	0	0	0	0	0	1	1	0	0	0	9	
34	Baulkman, Devonn	2	5	1	4	1	1	4	4	1	6	1	0	0	5	31	
03	Hubbs III, Robert	4	8	1	1	2	3	1	4	0	10	0	0	0	0	29	
15	Mostella, Detrick	7	18	2	8	3	3	6	2	18	3	2	1	0	0	31	
<b>Team</b>		0		1		1		1		1		1		1		1	
<b>Totals</b>		25	63	6	19	11	16	12	25	37	10	67	10	7	4	6	200

FG % 1st Half: 12-30 40.0% 2nd half: 13-33 39.4% Game: 25-63 39.7%  
 3FG % 1st Half: 4-12 33.3% 2nd half: 2-7 28.6% Game: 6-19 31.6%  
 FT % 1st Half: 6-9 66.7% 2nd half: 5-7 71.4% Game: 11-16 68.8%

**Vanderbilt 65 • 19-13, 11-7**

#	Player	Total			3-Ptr			Rebounds			PF	TP	A	T	Blk	Stl	Min
		FG	FGA	FT	FTA	Off	Def	Total									
01	Kornet, Luke	2	3	2	3	1	7	8	1	6	2	0	5	1	0	36	
03	Robertson, Jeff	2	8	0	3	0	0	5	8	4	4	1	2	0	0	25	
39	Jones, Damian	0	8	0	2	0	2	5	12	0	2	0	0	0	0	29	
04	Baldwin IV, Wade	0	5	1	3	3	1	5	6	4	13	8	4	0	1	34	
05	Fisher-Davis, Matthew	4	10	4	8	0	0	3	3	12	0	2	0	0	0	32	
00	Justice, Camron	0	0	0	0	0	0	0	0	1	0	1	0	0	0	1	
02	Toye, Joe	3	5	3	4	1	2	3	4	10	4	1	0	0	0	23	
13	LaChance, Riley	0	6	0	2	0	0	3	3	0	1	1	0	0	0	11	
24	Cressler, Nolan	2	2	0	0	0	0	0	0	4	0	0	0	0	0	5	
40	Henderson, Josh	2	2	0	0	1	0	1	1	4	0	0	0	0	0	3	
<b>Team</b>		2		4		2		4		2		4		2		4	
<b>Totals</b>		25	57	9	25	6	10	9	30	39	20	65	17	12	5	3	200

FG % 1st Half: 10-32 31.3% 2nd half: 15-25 60.0% Game: 25-57 43.9%  
 3FG % 1st Half: 1-13 7.7% 2nd half: 8-12 66.7% Game: 9-25 36.0%  
 FT % 1st Half: 1-1 100.0 2nd half: 5-9 55.6% Game: 6-10 60.0%

Officials: Karl Hess, Orlando Poole, Tony Henderson  
 Technical fouls: Tennessee-None, Vanderbilt-None.  
 Attendance: 12,270  
 Session 2 Attendance 12,270

Score by periods	1st	2nd	Total
Tennessee	34	33	67
Vanderbilt	22	43	65

Last FG - UT 2nd-01:22, VU 2nd-00:09.  
 Largest lead - UT by 15 1st-04:06, VU by 2 1st-18:54.  
 UT led for 35:44, VU led for 03:42. Game was tied for 03:34.

- Tennessee dominated the first half and withstood a late Vanderbilt surge to defeat the Commodores, 67-65, on March 10, 2016, at Bridgestone Arena and advance to the SEC Tournament quarterfinals.
- For a moment, No. 5 seed Vanderbilt (19-13) looked like it had sent the game into overtime. However, Wade Baldwin IV's layup with time expiring was waived off after replays showed the ball still rolling off his fingers with zeros on the clock.
- Detrick Mostella led the Vols with 18 points to go with six rebounds and three assists and scored 12 in the second half. Armani Moore had 14 points, five boards and three assists. Admiral Schofield finished with 12 points and seven boards. Derek Reese collected a game-high 10 rebounds and scored seven points.
- The Vols led by as much as 14 points in the second half before a Vandy rally made it a two-possession game for the final 10 minutes. A dunk by Jones with 2:43 left gave Vanderbilt a slim 59-58 lead. Robert Hubbs III put UT back in front for good on the Vols' next possession when he hit a 3-pointer following an offensive rebound.
- Tennessee took a 34-22 lead into halftime. Moore and Schofield led the team with eight points each in the first half.
- The Vols played arguably their best first-half defense of the season, limiting Vanderbilt's offensive opportunities. Vandy's 22 first-half points were the fewest UT has allowed in any half this season. The Commodores shot just 31.3 percent from the floor in the first half and went 1-of-13 from 3-point range.
- Vanderbilt committed 10 turnovers in the first half and missed its last seven shots before halftime.
- Baldwin led VU with 13 points. Matthew Fisher-Davis and Damian Jones had 12 points each.

**Official Basketball Box Score -- Game Totals -- Final Statistics**  
**Tennessee vs LSU**  
**03/11/16 2:30 p.m. at Nashville, Tenn. (Bridgestone Arena)**

**Tennessee 75 • 15-19, 6-12**

#	Player	Total			3-Ptr			Rebounds			PF	TP	A	T	Blk	Stl	Min
		FG	FGA	FT	FTA	Off	Def	Total									
04	Moore, Armani	1	5	0	1	4	1	5	6	4	6	8	6	0	0	33	
05	Schofield, Admiral	4	16	1	3	3	2	3	5	4	10	0	3	0	1	15	
23	Reese, Derek	1	4	1	2	2	0	6	6	4	5	1	0	0	0	27	
25	Phillips, Shembari	0	3	0	2	0	0	2	3	2	0	2	0	0	0	11	
34	Baulkman, Devonn	4	12	1	9	4	4	3	13	1	0	1	0	0	0	34	
03	Hubbs III, Robert	8	11	1	3	2	4	1	4	5	3	19	1	0	0	34	
11	Alexander, Kyle	0	0	0	1	2	1	3	1	3	1	1	0	0	0	10	
15	Mostella, Detrick	5	14	3	8	6	8	0	1	1	4	19	2	2	0	36	
<b>Team</b>		2		3		3		3		3		3		3		3	
<b>Totals</b>		24	55	7	29	20	26	9	26	35	26	75	14	14	2	2	200

FG % 1st Half: 9-25 36.0% 2nd half: 15-30 50.0% Game: 24-55 43.6%  
 3FG % 1st Half: 4-15 26.7% 2nd half: 3-14 21.4% Game: 7-29 24.1%  
 FT % 1st Half: 11-14 78.6% 2nd half: 3-12 25.0% Game: 20-26 76.9%

**LSU 84 • 19-13, 11-7**

#	Player	Total			3-Ptr			Rebounds			PF	TP	A	T	Blk	Stl	Min
		FG	FGA	FT	FTA	Off	Def	Total									
25	Simmons, Ben	6	8	0	3	6	3	5	8	3	15	1	3	0	1	25	
30	Victor II, Craig	4	14	0	0	2	2	6	9	5	1	0	1	0	1	34	
02	Blakenev, Antonio	6	12	1	4	9	9	4	4	1	22	0	1	0	0	40	
05	Gray, Josh	4	8	1	2	2	2	3	11	3	2	0	3	0	0	22	
55	Quarterman, Tim	5	10	3	7	5	10	1	4	5	2	18	7	0	1	40	
00	Sampson, Brandon	1	4	0	2	0	1	0	1	0	2	0	0	0	0	2	
03	Robinson III, Elbert	1	1	0	0	2	3	2	3	0	4	0	0	0	0	13	
15	Patterson, Jalyn	0	3	0	2	0	0	0	0	3	0	2	1	0	0	17	
20	Bridgewater, Brian	0	0	0	0	0	0	0	0	0	0	0	0	0	0	3	
21	Eggs, Aaron	1	2	0	0	0	3	1	4	3	2	0	0	0	0	4	
<b>Team</b>		1		2		2		2		2		2		2		2	
<b>Totals</b>		28	62	5	17	23	32	13	25	38	20	84	14	7	0	8	200

FG % 1st Half: 12-34 35.3% 2nd half: 16-28 57.1% Game: 28-62 45.2%  
 3FG % 1st Half: 3-7 42.9% 2nd half: 4-10 40.0% Game: 5-17 29.4%  
 FT % 1st Half: 7-11 63.6% 2nd half: 16-21 76.2% Game: 23-32 71.9%

Officials: Anthony Jordan, Mike Nance, Pat Evans  
 Technical fouls: Tennessee-None, LSU-None.  
 Attendance: 15,222  
 Session 4 Attendance is 15,222.

Score by periods	1st	2nd	Total
Tennessee	33	42	75
LSU	32	52	84

Last FG - UT 2nd-00:15, LSU 2nd-00:10.  
 Largest lead - UT by 3 1st-01:50, LSU by 2 2nd-01:26.  
 UT led for 01:52, LSU led for 36:18. Game was tied for 01:50.

- Tennessee's postseason run came to an end on March 11, 2016, with an 84-75 loss to LSU in the quarterfinals of the SEC Men's Basketball Tournament at Bridgestone Arena in Nashville.
- After winning its first two games of the tournament, Tennessee could not withstand a late-scoring surge by LSU.
- Tennessee and LSU were neck and neck deep into the second half. Vols freshman Admiral Schofield hit a jumper to tie the game 59-59 with 5:51 left, but LSU answered with a 10-0 run, capped by 3-pointer by Tim Quarterman with 3:26 on the clock.
- Tennessee senior Devonn Baulkman cut the lead to seven points at 76-69 with three free throws with 58 seconds left, but LSU held on for the victory.
- Junior Robert Hubbs III and sophomore Detrick Mostella both scored 19 points to lead the Vols, with Hubbs shooting 8-of-11 from the field. Baulkman added 13 points.
- Seniors Armani Moore and Derek Reese paced the Vols with six rebounds each. Moore led all players in assists, dishing out a career-high eight dimes.
- The Vols had an offensive spike of their own by closing out the first half on a 16-6 run. Mostella hit a jumper to give Tennessee a 33-32 lead going into halftime.
- Mostella averaged 17.3 points per game during the Vols' three-game stay at the SEC Tournament.
- With the loss, Tennessee ended its first season under head coach Rick Barnes at 15-19.

OUTLOOK

PLAYERS

STAFF

REVIEW

RESULTS

RECORDS

HONORS

POSTSEASON

VOLMANAC

MEDIA INFO



## 2015-16 FINAL SEC STANDINGS

	SEC	Pct.	H	A	ALL	Pct.	H	A	N	Postseason
Texas A&M <sup>^</sup>	13-5	.722	8-1	5-4	28-9	.757	17-1	5-5	6-3	NCAA
Kentucky <sup>^</sup> %	13-5	.722	9-0	4-5	27-9	.750	17-0	4-7	6-2	NCAA
South Carolina	11-7	.611	7-2	4-5	25-9	.735	16-3	5-5	4-1	NIT
LSU	11-7	.611	8-1	3-6	19-14	.576	15-3	3-8	1-3	
Vanderbilt	11-7	.611	8-1	3-6	19-14	.576	14-2	3-9	2-3	NCAA
Georgia	10-8	.556	7-2	3-6	20-14	.600	15-4	3-9	2-1	NIT
Ole Miss	10-8	.556	7-2	3-6	20-12	.625	12-2	7-7	1-3	
Florida	9-9	.500	6-3	3-6	21-15	.583	12-4	6-9	3-2	NIT
Arkansas	9-9	.500	6-3	3-6	16-16	.500	13-5	3-8	0-3	
Alabama	8-10	.444	5-4	3-6	18-15	.546	10-5	5-8	3-2	NIT
Mississippi St.	7-11	.389	5-4	2-7	14-17	.452	10-5	2-9	2-3	
<b>Tennessee</b>	<b>6-12</b>	<b>.333</b>	<b>5-4</b>	<b>1-8</b>	<b>15-19</b>	<b>.441</b>	<b>12-4</b>	<b>1-11</b>	<b>2-4</b>	
Auburn	5-13	.278	4-5	1-8	11-20	.355	8-7	2-11	1-2	
Missouri	3-15	.167	3-6	0-9	10-21	.323	10-7	0-11	0-3	

<sup>^</sup> SEC co-Champions    % SEC Tournament Champion

## COACHES ALL-SEC TEAM

## First-Team All-SEC

Retin Obasohan, Alabama  
Jamal Murray, Kentucky  
Tyler Ulis, Kentucky  
Ben Simmons, LSU  
Stefan Moody, Ole Miss  
Michael Carrera, South Carolina  
Jalen Jones, Texas A&M  
Damian Jones, Vanderbilt

## Second-Team All-SEC

Moses Kingsley, Arkansas  
Dorian Finney-Smith, Florida  
J.J. Frazier, Georgia  
Yante Maten, Georgia  
**Kevin Punter Jr., Tennessee**  
Alex Caruso, Texas A&M  
Danuel House, Texas A&M  
Wade Baldwin IV, Vanderbilt

## SEC All-Defensive Team

Retin Obasohan, Alabama  
Moses Kingsley, Arkansas  
Tyler Ulis, Kentucky  
Sindarius Thornwell, South Carolina  
Alex Caruso, Texas A&M  
Luke Kornet, Vanderbilt

## SEC All-Freshman Team

KeVaughn Allen, Florida  
Jamal Murray, Kentucky  
Antonio Blakeney, LSU  
Ben Simmons, LSU  
Quinndary Weatherspoon, Mississippi State  
Kevin Puryear, Missouri  
Tyler Davis, Texas A&M  
DJ Hogg, Texas A&M

*Ties are not broken*

**Coach of the Year:** Billy Kennedy, Texas A&M

**Player of the Year:** Tyler Ulis, Kentucky

**Scholar-Athlete of the Year:** Retin Obasohan, Alabama

**Freshman of the Year:** Ben Simmons, LSU

**Sixth-Man of the Year:** Duane Notice, South Carolina

**Defensive Player of the Year:** Tyler Ulis, Kentucky

## ASSOCIATED PRESS ALL-SEC TEAM

## First-Team All-SEC

u-Tyler Ulis, Kentucky  
u-Ben Simmons, LSU  
Stefan Moody, Ole Miss  
Jamal Murray, Kentucky  
Jalen Jones, Texas A&M

## Second-Team All-SEC

Retin Obasohan, Alabama  
Michael Carrera, South Carolina  
Damian Jones, Vanderbilt  
**Kevin Punter Jr., Tennessee**  
Moses Kingsley, Arkansas

## Third-Team All-SEC

Yante Maten, Georgia  
J.J. Frazier, Georgia  
Dorian Finney-Smith, Florida  
Danuel House, Texas A&M  
Alex Caruso, Texas A&M

## Honorable Mention All-SEC

Wade Baldwin IV, Vanderbilt  
**Armani Moore, Tennessee**  
Gavin Ware, Mississippi State

**Coach of the Year:** Billy Kennedy, Texas A&M

**Player of the Year:** Tyler Ulis, Kentucky

**Freshman of the Year:** Ben Simmons, LSU

*u = unanimous selection*

## 2015-16 TENNESSEE INDIVIDUAL HONORS

## ■ Armani Moore, Sr., G/F

2016 All-SEC Honorable Mention (AP)  
SEC Player of the Week (Feb. 22, 2016)

## ■ Kevin Punter, Sr., G


2016 Second-Team All-SEC (AP, Coaches)  
2016 First-Team All-SEC (HoopsHD.com)  
2016 USBWA All-District IV Team  
2016 Second-Team NABC All-District 21 Team  
2016 SEC Community Service Team  
Capital One Impact Performer of the Week (Jan. 27, 2016)  
2015 Barclays Center Classic All-Tournament Team

## ■ Admiral Schofield, Fr., F

SEC Freshman of the Week (Jan. 11, 2016)

TENNESSEE BASKETBALL MEDIA GUIDE

# RESULTS





## RESULTS VS. ALL OPPONENTS

Opponent	Won-Lost	First Meeting	Last Meeting
<b>Alabama</b>	<b>67-78</b>	<b>2/6/1914</b>	<b>1/26/2016</b>
Alabama A&M	1-0	12/27/2005	12/27/2005
Alabama-Birmingham	2-2	12/30/1983	3/18/1992
Alabama State	1-0	12/14/2004	12/14/2004
Alaska-Anchorage	1-1	12/30/1990	11/23/2001
American University	2-0	12/18/1981	3/21/2008
American Univ. (Puerto Rico)	2-0	11/29/1991	12/21/1999
<b>Appalachian State</b>	<b>4-0</b>	<b>11/28/1986</b>	<b>12/6/2005</b>
Arizona	3-1	12/28/1956	12/13/1998
Arizona State	3-0	1/1/1954	12/28/1980
<b>Arkansas</b>	<b>19-18</b>	<b>12/31/1936</b>	<b>2/27/2016</b>
Arkansas-Little Rock	0-1	12/8/1993	12/8/1993
Arkansas-Monticello	1-0	11/14/2007	11/14/2007
Army West Point	5-0	12/29/1960	11/24/15
<b>Auburn</b>	<b>77-38</b>	<b>2/15/1927</b>	<b>3/9/2016</b>
Austin Peay	8-1	12/30/1940	12/10/2011
Ball State	1-0	12/19/1986	12/19/1986
Baltimore	0-1	1/28/1937	1/28/1937
Belmont	4-0	12/20/2004	12/23/2010
Biscayne	3-0	11/29/1975	11/27/1982
Boston College	1-2	12/30/1966	12/30/1978
Boston University	1-0	12/19/1955	12/19/1955
Bowling Green	0-1	3/14/1975	3/14/1975
Bradley	0-1	12/29/1966	12/29/1966
Brigham Young	2-0	12/28/1957	12/20/1980
Bucknell	1-0	12/19/1957	12/19/1957
Buffalo	2-0	12/19/1964	12/30/1968
Butler	2-3	12/20/1958	12/12/2015
California-Berkeley	2-0	12/19/1981	12/3/1983
California-Irvine	1-0	12/1/1972	12/1/1972
California State-Northridge	1-0	11/17/1998	11/17/1998
Campbell	1-0	12/23/2004	12/23/2004
Carson-Newman	11-4	1/28/1908	11/11/2005
Centenary	4-0	2/12/1923	12/9/1969
Central Florida	1-0	12/29/1986	12/29/1986
Central University	3-2	12/17/1909	2/16/1915
Centre	7-3	2/25/1916	2/18/1927
Chaminade	1-0	1/23/2011	1/23/2011
Charleston Southern	1-0	12/17/2002	12/17/2002
<b>Chattanooga</b>	<b>33-5</b>	<b>1/24/1913</b>	<b>1/2/2012</b>
Cincinnati	1-5	12/22/1952	1/4/1993
The Citadel	5-0	2/23/1949	11/18/2013
Clemson	15-4	2/16/1924	12/20/1975
Cleveland State	1-0	12/14/1981	12/14/1981
Coastal Carolina	1-0	1/2/2005	1/2/2005
Colgate	0-2	12/21/1955	12/17/1960
College of Charleston	1-3	3/13/1996	12/14/2011
Colorado	2-0	12/13/1980	12/8/1981
Columbia	1-0	12/20/1974	12/20/1974
Concord State	1-0	1/29/1927	1/29/1927
Connecticut (UConn)	2-1	3/19/2000	1/21/2012
Coppin State	1-0	11/19/2006	11/19/2006
Creighton	1-0	1/9/1937	1/9/1937
Cumberland (Ky.)	6-0	2/9/1914	2/4/1926
Dartmouth	1-0	12/16/1977	12/16/1977
Davidson	5-0	1/10/1953	12/3/1959
Dayton	2-3	12/16/1949	12/22/1992
Delaware	1-0	3/12/1999	3/12/1999
Denver	2-0	1/2/1954	12/29/1962
DePaul	1-0	12/14/1973	12/14/1973
Detroit	0-1	2/4/1931	2/4/1931
Drake	1-0	12/30/1949	12/30/1949
Duke	7-8	2/20/1911	11/21/2011
Duquesne	1-1	12/21/1937	12/16/1960
East Carolina	3-0	12/5/1978	11/20/2009
<b>East Tennessee State (ETSU)</b>	<b>15-2</b>	<b>12/19/1945</b>	<b>12/22/2015</b>

Opponent	Won-Lost	First Meeting	Last Meeting
Eastern Kentucky	4-0	2/10/1912	11/25/2005
Eastern Montana	1-0	12/6/1977	12/6/1977
Elon	1-0	11/22/1999	11/22/1999
Emory & Henry	11-0	2/14/1911	12/20/1941
Evansville	0-2	12/30/1953	12/22/1962
<b>Florida</b>	<b>73-56</b>	<b>1/7/1927</b>	<b>1/6/2016</b>
Florida Atlantic	1-0	12/16/2015	12/16/2015
Florida State	5-3	12/9/1957	1/15/1989
Fordham	3-1	12/29/1978	11/13/2006
Furman	10-0	12/1/1956	12/30/1994
Gardner-Webb	2-0	11/22/2002	11/22/2015
Georgetown (Kentucky)	5-3	2/8/1911	2/4/1929
Georgetown	1-2	3/18/2003	11/30/2012
George Mason	0-1	3/17/2004	3/17/2004
George Washington	1-3	2/4/1917	11/27/15
<b>Georgia</b>	<b>94-57</b>	<b>1/17/1913</b>	<b>1/13/2016</b>
Georgia State	4-1	12/10/1977	12/20/2003
<b>Georgia Tech</b>	<b>42-28</b>	<b>2/19/1921</b>	<b>11/16/15</b>
<b>Gonzaga</b>	<b>1-3</b>	<b>12/29/2007</b>	<b>12/19/2015</b>
Guilford	0-1	2/22/1911	2/22/1911
Hardin-Simmons	1-0	12/20/1983	12/20/1983
Harvard	1-0	12/14/1974	12/14/1974
Hawaii	2-1	12/29/1965	12/30/2000
Holy Cross	0-1	12/28/1960	12/28/1960
Houston	3-2	12/5/1970	12/19/1995
Idaho State	1-0	11/24/1984	11/24/1984
Illinois	2-1	12/15/1967	1/17/1988
Illinois State	0-1	3/12/1998	3/12/1998
Indiana	0-4	3/18/1967	3/27/1985
Iona	2-0	12/19/1980	12/29/1990
Iowa	2-2	12/27/1967	3/19/2014
Iowa State	1-1	12/4/1968	12/3/1977
Johnson Bible College	4-0	12/7/1913	1921
Kansas	1-2	1/3/2009	11/28/2014
<b>Kansas State</b>	<b>1-0</b>	<b>12/6/14</b>	<b>12/6/14</b>
Kennesaw State	1-0	11/9/2012	11/9/2012
Kent State	1-0	11/29/1990	11/29/1990
<b>Kentucky</b>	<b>68-152</b>	<b>2/16/1910</b>	<b>2/18/2016</b>
Kentucky Wesleyan	1-2	2/5/1926	12/10/1955
King	3-0	1/13/1922	12/30/1939
Lafayette	2-0	12/9/1980	12/27/1984
Lambuth	0-1	12/19/1935	12/19/1935
La Salle	2-0	12/20/1969	12/17/1976
Lincoln Memorial	18-0	1/7/1925	11/4/2009
<b>Lipscomb</b>	<b>2-0</b>	<b>12/1/1954</b>	<b>12/29/2005</b>
Long Beach State	1-0	3/16/2007	3/16/2007
Long Island	2-3	1/27/1937	11/26/1999
Louisiana	8-1	12/3/1966	12/29/2008
Louisiana-Monroe	1-0	11/16/2011	11/16/2011
<b>LSU</b>	<b>64-45</b>	<b>2/25/1933</b>	<b>3/11/2016</b>
Louisiana Tech	3-1	12/20/1957	12/3/1986
Louisville	7-12	2/19/1913	3/27/2008
Loyola (New Orleans)	3-0	1/8/1949	1/27/1951
Manhattan	1-0	12/27/1971	12/27/1971
Marquette	3-5	12/5/1972	11/30/2014
Marshall	7-3	2/1/1937	11/19/15
Maryland	2-2	12/5/1949	11/25/1984
Maryville	26-10-1	1/9/1910	1/24/1931
Massachusetts (UMass)	4-0	2/5/2003	3/21/2014
Memphis	14-11	12/28/1969	1/4/2013
Mercer	3-4	2/7/1913	12/22/2014
Mexico	2-0	2/7/1933	1/24/1966
Miami (Florida)	3-1	12/17/1954	12/22/1996
Miami (Ohio)	4-2	12/20/1947	12/1/1999
Michigan	5-6	12/5/1958	3/28/2014
Michigan State	2-5	1/23/1939	3/28/2010

# RESULTS VS. ALL OPPONENTS

Opponent	Won-Lost	First Meeting	Last Meeting
Middle Tennessee (MTSU)	9-2	3/18/1988	3/19/2012
Milligan	10-2	1/6/1922	12/13/1947
Millsaps	0-1	3/2/1921	3/2/1921
Minnesota	1-0	12/17/1979	12/17/1979
<b>Mississippi (Ole Miss)</b>	<b>70-43</b>	<b>1/28/1924</b>	<b>3/5/2016</b>
Mississippi College	1-0	2/25/1922	2/25/1922
<b>Mississippi State</b>	<b>80-42</b>	<b>1/15/1924</b>	<b>1/16/2016</b>
<b>Missouri</b>	<b>5-6</b>	<b>12/20/1961</b>	<b>2/13/2016</b>
Missouri State	1-1	3/14/1999	11/17/2010
Montana State	2-0	12/19/1969	12/16/1983
Morehead State	4-0	12/7/1983	12/23/2013
Murphy College	2-0	2/5/1916	2/11/1916
Murray State	3-0	2/24/1945	12/1/2006
Navy	2-0	12/13/1974	12/27/1983
Nebraska	0-3	12/13/2003	11/28/2015
Nevada-Las Vegas (UNLV)	0-1	12/29/1982	12/29/1982
New Mexico	2-2	12/5/1989	12/18/2004
New Mexico A&M	0-1	12/30/1955	12/30/1955
New Orleans	1-0	12/11/1982	12/11/1982
Niagara	1-2	12/27/1969	12/15/1978
UNC Asheville	10-0	11/19/1997	11/13/15
<b>UNC Chapel Hill</b>	<b>1-8</b>	<b>2/21/1911</b>	<b>11/24/2006</b>
UNC Charlotte	5-5	12/4/1976	12/17/2010
UNC Greensboro	2-0	12/22/1998	11/11/2011
UNC Wilmington	2-0	12/21/1985	11/14/2006
North Carolina A&T	2-0	11/27/2008	12/23/2009
North Carolina State	3-7	3/1/1929	12/17/2014
North Texas	1-0	11/30/1973	11/30/1973
Northern Michigan	1-0	12/1/1970	12/1/1970
Northwestern	0-1	12/21/1977	12/21/1977
Notre Dame	0-1	3/11/1979	3/11/1979
New York University	1-0	12/25/1944	12/25/1944
Oakland	1-2	12/14/2010	11/26/2012
Ohio	3-2	2/20/1926	3/20/2010
Ohio Northern	1-0	11/25/1983	11/25/1983
Ohio State	2-4	12/9/1978	3/26/2010
Oklahoma	1-0	12/13/1968	12/13/1968
Oklahoma City	1-0	12/22/1982	12/22/1982
Oklahoma State	1-3	12/22/2005	11/16/2012
Oregon	1-0	12/29/1964	12/29/1964
Oregon State	1-3	12/30/1964	12/22/1990
Pennsylvania	1-0	12/29/1975	12/29/1975
Penn State	1-2	12/17/1971	12/7/1996
Pepperdine	1-0	12/29/1987	12/29/1987
Pittsburgh	4-2	12/29/1961	12/3/2011
Portland	1-1	12/28/1964	12/27/1981
Prairie View	1-0	11/16/2008	11/16/2008
<b>Presbyterian</b>	<b>1-0</b>	<b>1/18/2012</b>	<b>1/18/2012</b>
Princeton	1-0	12/28/1959	12/28/1959
Providence	1-1	12/19/1970	12/28/1973
Purdue	1-2	12/6/1980	11/23/2009
Radford	3-0	1/13/1993	12/17/2001
Rhode Island	0-1	3/17/1945	3/17/1945
Rice	1-3	12/22/1951	12/6/1963
Richmond	3-0	12/2/1964	12/22/1984
Roanoke	1-0	1922	
Rollins	1-0	11/29/1980	11/29/1980
Rutgers	2-0	3/14/1969	11/19/1992
St. Francis (New York)	1-0	12/17/1982	12/17/1982
St. Francis (Pennsylvania)	1-0	12/26/1969	12/26/1969
St. John's	3-5	12/26/1942	11/24/2001
St. Joseph's (Pennsylvania)	1-2	12/4/1948	12/10/1998
Saint Louis	0-1	12/27/1965	12/27/1965
St. Mary's College	0-1	2/17/1909	2/17/1909
St. Peter's	1-0	3/14/1984	3/14/1984
Samford	1-0	11/28/1977	11/28/1977

Opponent	Won-Lost	First Meeting	Last Meeting
San Diego State	3-0	12/29/1979	3/18/2010
San Francisco	1-2	12/18/1970	12/2/1977
San Jose State	2-0	12/22/1978	12/28/1982
Santa Clara	2-0	12/29/1973	11/27/2014
Savannah State	1-0	3/13/2012	3/13/2012
Seton Hall	2-1	12/11/1976	11/21/1992
Sewanee	20-1	1/20/1923	12/9/1964
Siena	1-0	11/27/2008	11/27/2008
South Alabama	1-0	1/4/2006	1/4/2006
<b>South Carolina</b>	<b>42-25</b>	<b>1/5/1927</b>	<b>2/24/2016</b>
South Florida	6-0	12/10/1973	11/29/1999
Southeastern Louisiana	1-0	11/22/1985	11/22/1985
Southern California (USC)	4-3	12/28/1967	12/21/2010
Southern Illinois	2-0	12/14/1968	12/22/1999
Southern Indiana	1-0	11/3/2005	11/3/2005
Southern Methodist	2-0	12/7/2000	12/6/2001
Southern Mississippi	1-0	12/14/1984	12/14/1984
Springfield	1-0	12/15/1955	12/15/1955
Stanford	2-0	12/22/1956	11/22/2004
Syracuse	3-3	12/15/1972	1/19/2002
Tampa	2-1	12/20/1948	12/21/1968
Temple	3-3	12/27/1944	12/13/2008
Tennessee-Martin	3-0	11/26/1993	12/29/2010
Tennessee State	6-0	11/23/1990	12/29/2015
<b>Tennessee Tech</b>	<b>22-1</b>	<b>12/11/1939</b>	<b>12/19/2014</b>
Tennessee Wesleyan	12-2	1/5/1927	1/31/1940
Texas	3-3	12/18/1952	11/24/2008
<b>Texas A&amp;M</b>	<b>5-5</b>	<b>12/15/1951</b>	<b>1/9/2016</b>
Texas Christian (TCU)	0-2	11/30/1991	1/30/2016
Texas-El Paso (UTEP)	0-2	12/28/1962	11/28/2013
Texas Southern	1-0	11/20/14	11/20/14
Texas Tech	0-1	12/3/1953	12/3/1953
Towson	2-0	1/6/1992	2/27/1995
Transylvania	6-1	2/9/1912	2/21/1924
Tulane	12-16	2/1/1924	12/30/1975
Tulsa	2-1	12/11/1948	12/23/1999
Tusculum	11-2	2/13/1911	1/4/2014
UCLA	0-1	1/30/1977	1/30/1977
Union	5-1	2/10/1914	12/10/1942
USC Upstate	1-0	11/16/2013	11/16/2013
Utah	0-2	12/17/1977	12/27/1978
Utah State	2-0	12/29/1949	12/29/1967
<b>Vanderbilt</b>	<b>117-74</b>	<b>2/11/1922</b>	<b>3/10/2016</b>
Vermont	2-0	12/31/1974	12/8/1984
Villanova	1-2	12/29/1950	11/26/2010
Virginia	5-8	2/22/1917	12/30/2013
Virginia Commonwealth (VCU)	4-1	3/15/1981	11/14/2014
Virginia Military Institute (VMI)	7-4	2/18/1911	11/25/2002
Virginia Tech	2-8	2/15/1911	12/28/1994
Wake Forest	8-2	12/31/1947	11/30/2013
Washington & Lee	3-4	2/17/1911	12/3/1954
West Virginia	3-5	12/29/1958	11/23/2007
Western Carolina	7-1	12/17/1987	12/21/2012
Western Kentucky	2-0	12/16/2006	12/15/2008
Wichita State	1-3	12/27/1990	12/14/2013
William & Mary	4-2	12/6/1954	12/5/1960
Winthrop	2-0	11/14/1997	3/16/2006
<b>Wisconsin</b>	<b>2-1</b>	<b>12/28/1981</b>	<b>12/29/2001</b>
Wisconsin-Milwaukee	1-0	11/30/1974	11/30/1974
Wofford	7-0	12/2/1952	11/29/2004
Wyoming	3-0	12/2/1958	12/15/2009
Xavier	12-5	1/24/1936	11/29/2013
Yale	1-1	12/30/1959	12/30/1961
<b>Totals</b>	<b>1584-1021-2</b>	<b>(1909-2016; 107 seasons)</b>	

2016-17 opponents in bold

OUTLOOK  
PLAYERS  
STAFF  
REVIEW  
RESULTS  
RECORDS  
HONORS  
POSTSEASON  
VOLMANAC  
MEDIA INFO



## RECORD VS. CONFERENCES

<b>America East</b> <b>2-0</b>	<b>Big East</b> <b>28-24</b>	<b>Colonial</b> <b>11-5</b>
Albany 0-0	Butler 2-3	College of Charleston 1-3
Binghamton 0-0	Creighton 1-0	Delaware 1-0
Hartford 0-0	DePaul 2-0	Drexel 0-0
Maine 0-0	Georgetown 1-2	Elon 1-0
UMass Lowell 0-0	Marquette 3-5	Hofstra 0-0
New Hampshire 0-0	Providence 1-1	James Madison 0-0
Stony Brook 0-0	St. John's 3-5	UNC Wilmington 2-0
UMBC 0-0	Seton Hall 2-1	Northeastern 0-0
Vermont 2-0	Villanova 1-2	Towson 2-0
	Xavier 12-5	William & Mary 4-2
<b>American</b> <b>44-39</b>	<b>Big Sky*</b> <b>3-0</b>	<b>Conference USA</b> <b>32-18</b>
Cincinnati 1-5	Idaho State 1-0	UAB 2-2
Connecticut 2-1	Montana State 2-0	Charlotte 5-5
East Carolina 3-0	<i>*Complete conference not listed</i>	Florida Atlantic 1-0
Houston 3-2		Florida International 0-0
Memphis 14-11	<b>Big South</b> <b>21-0</b>	Louisiana Tech 3-1
South Florida 6-0	Campbell 1-0	Marshall 7-3
Southern Methodist 2-0	Charleston Southern 1-0	Middle Tennessee 9-2
Temple 3-3	Coastal Carolina 1-0	North Texas 1-0
Tulane 12-16	Gardner-Webb 2-0	Old Dominion 0-0
Tulsa 2-1	High Point 0-0	Rice 1-3
UCF 1-0	Liberty 0-0	Southern Miss 1-0
	Longwood 0-0	UTEP 0-2
<b>Atlantic Coast</b> <b>105-97</b>	UNC Asheville 10-0	UTSA 0-0
Boston College 1-2	Presbyterian 1-0	Western Kentucky 2-0
Clemson 15-4	Radford 3-0	
Duke 7-8	Winthrop 2-0	<b>Horizon League</b> <b>3-3</b>
Florida State 5-3		Cleveland State 1-0
Georgia Tech 42-28	<b>Big Ten</b> <b>22-33</b>	Detroit 0-1
Louisville 6-12	Illinois 2-1	Illinois-Chicago 0-0
Miami (Fla.) 3-1	Indiana 0-4	Northern Kentucky 0-0
North Carolina 1-8	Iowa 2-2	Oakland 1-2
NC State 3-7	Maryland 2-2	Valparaiso 0-0
Notre Dame 0-1	Michigan 5-5	Wisconsin-Green Bay 0-0
Pittsburgh 4-2	Michigan State 2-6	Wisconsin-Milwaukee 1-0
Syracuse 3-3	Minnesota 1-0	Wright State 0-0
Virginia 5-8	Nebraska 0-3	Youngstown State 0-0
Virginia Tech 2-8	Northwestern 0-1	
Wake Forest 8-2	Ohio State 2-4	<b>Ivy League</b> <b>6-1</b>
	Penn State 1-2	Brown 0-0
<b>Atlantic Sun</b> <b>4-0</b>	Purdue 1-2	Columbia 1-0
Florida Gulf Coast 0-0	Rutgers 2-0	Cornell 0-0
Jacksonville 0-0	Wisconsin 2-1	Dartmouth 1-0
Kennesaw State 1-0		Harvard 1-0
Lipscomb 2-0	<b>Big West</b> <b>5-1</b>	Penn 1-0
N.J.I.T. 0-0	UC Davis 0-0	Princeton 1-0
North Florida 0-0	UC Irvine 1-0	Yale 1-1
Stetson 0-0	UC Riverside 0-0	
USC Upstate 1-0	UC Santa Barbara 0-0	<b>Metro Atlantic</b> <b>6-2</b>
	Cal Poly 0-0	Canisius 0-0
<b>Atlantic 10</b> <b>26-14</b>	Cal State Fullerton 0-0	Fairfield 0-0
Davidson 5-0	Cal State Northridge 1-0	Iona 2-0
Dayton 2-3	Hawaii 2-1	Manhattan 1-0
Duquesne 1-1	Long Beach State 1-0	Marist 0-0
Fordham 3-1		Monmouth 0-0
George Mason 0-1	<b>Big 12</b> <b>11-17</b>	Niagara 1-2
George Washington 1-3	Baylor 0-0	Quinnipiac 0-0
La Salle 2-0	Iowa State 1-1	Rider 0-0
Massachusetts 4-0	Kansas 1-2	St. Peter's 1-0
Rhode Island 0-1	Kansas State 1-0	Siena 1-0
Richmond 3-0	Oklahoma 1-0	
St. Bonaventure 0-0	Oklahoma State 1-3	
St. Joseph's (Pa.) 1-2	Texas 3-3	
Saint Louis 0-1	TCU 0-2	
VCU 4-1	Texas Tech 0-1	
	West Virginia 3-5	

# RECORD VS. CONFERENCES

<b>Mid-American</b>	<b>11-5</b>	<b>Ohio Valley</b>	<b>55-2</b>	<b>Southland*</b>	<b>1-0</b>
Akron	0-0	Austin Peay	8-1	Southeastern Louisiana	1-0
Ball State	1-0	Belmont	4-0	<i>*Complete conference not listed</i>	
Bowling Green	0-1	Eastern Illinois	0-0	<b>Southwestern Athletic*</b>	<b>4-0</b>
Buffalo	2-0	Eastern Kentucky	4-0	Alabama A&M	1-0
Central Michigan	0-0	Jacksonville State	0-0	Alabama State	1-0
Eastern Michigan	0-0	Morehead State	4-0	Prarie View A&M	1-0
Kent State	1-0	Murray State	3-0	Texas Southern	1-0
Miami (Ohio)	4-2	Southeast Missouri State	0-0	<i>*Complete conference not listed</i>	
Northern Illinois	0-0	SIU Edwardsville	0-0	<b>Summit League*</b>	<b>2-0</b>
Ohio	3-2	UT Martin	4-0	Denver	2-0
Toledo	0-0	Tennessee State	6-0	<i>*Complete conference not listed</i>	
Western Michigan	0-0	Tennessee Tech	22-1	<b>Sun Belt</b>	<b>18-3</b>
<b>Mid-Eastern Athletic</b>	<b>4-0</b>	<b>Pac 12</b>	<b>18-10</b>	Appalachian State	4-0
Bethune-Cookman	0-0	Arizona	3-1	Arkansas-Little Rock	0-1
Coppin State	1-0	Arizona State	3-0	Arkansas State	0-0
Delaware State	0-0	California	2-0	Georgia Southern	0-0
Florida A&M	0-0	Colorado	2-0	Georgia State	4-1
Hampton	0-0	Oregon	1-0	Louisiana	8-1
Howard	0-0	Oregon State	1-3	Louisiana-Monroe	1-0
Maryland Eastern Shore	0-0	Southern California	4-3	South Alabama	1-0
Morgan State	0-0	Stanford	2-0	UT Arlington	0-0
Norfolk State	0-0	UCLA	0-1	Texas State	0-0
North Carolina A&T	2-0	Utah	0-2	Troy	0-0
North Carolina Central	0-0	Washington	0-0	<b>West Coast</b>	<b>8-6</b>
Savannah State	1-0	Washington State	0-0	Brigham Young	2-0
South Carolina State	0-0	<b>Patriot</b>	<b>13-3</b>	Gonzaga	1-3
<b>Missouri Valley</b>	<b>5-8</b>	American	2-0	Loyola Marymount	0-0
Bradley	0-1	Army	5-0	Pacific	0-0
Drake	1-0	Boston University	1-0	Pepperdine	1-0
Evansville	0-2	Bucknell	1-0	Portland	1-1
Illinois State	0-1	Colgate	0-2	St. Mary's (Calif.)	0-0
Indiana State	0-0	Holy Cross	0-1	San Diego	0-0
Loyola (Chicago)	0-0	Lafayette	2-0	San Francisco	1-2
Missouri State	1-1	Lehigh	0-0	Santa Clara	2-0
Northern Iowa	0-0	Loyola (Md.)	0-0	<b>Western Athletic*</b>	<b>0-0</b>
Southern Illinois	2-0	Navy	2-0	<i>*Complete conference not listed</i>	
Wichita State	1-3	<b>Southeastern</b>	<b>779-640</b>	Alabama	67-78
<b>Mountain West</b>	<b>12-3</b>	Alabama	67-78	Arkansas	19-18
Air Force	0-0	Arkansas	19-18	Auburn	77-38
Boise State	0-0	Florida	73-56	Georgia	93-58
Colorado State	0-0	Georgia	93-58	Kentucky	68-152
Fresno State	0-0	Kentucky	68-152	LSU	64-45
Nevada	0-0	LSU	64-45	Mississippi	70-43
New Mexico	2-2	Mississippi	70-43	Mississippi State	79-42
UNLV	0-1	Mississippi State	79-42	Missouri	5-6
San Diego State	3-0	Missouri	5-6	South Carolina	42-25
San Jose State	2-0	South Carolina	42-25	Texas A&M	5-5
Utah State	2-0	Texas A&M	5-5	Vanderbilt	117-74
Wyoming	3-0	Vanderbilt	117-74	<b>Southern</b>	<b>90-16</b>
<b>Northeast</b>	<b>4-3</b>	<b>Southern</b>	<b>90-16</b>	Chattanooga	33-5
Bryant	0-0	Chattanooga	33-5	The Citadel	5-0
Central Connecticut State	0-0	The Citadel	5-0	East Tennessee State	15-2
Fairleigh Dickinson	0-0	East Tennessee State	15-2	Furman	10-0
LIU Brooklyn	2-3	Furman	10-0	Mercer	3-4
Mount St. Mary's	0-0	Mercer	3-4	UNC Greensboro	2-0
Robert Morris	0-0	UNC Greensboro	2-0	Samford	1-0
Sacred Heart	0-0	Samford	1-0	VMI	7-4
St. Francis (N.Y.)	1-0	VMI	7-4	Western Carolina	7-1
St. Francis (Pa.)	1-0	Western Carolina	7-1	Wofford	7-0
Wagner	0-0	Wofford	7-0		

OUTLOOK

PLAYERS

STAFF

REVIEW

RESULTS

RECORDS

HONORS

POSTSEASON

VOLTMANAC

MEDIA INFO



# ALL-TIME SERIES RESULTS

**ALABAMA** 67-78

**at Knoxville:** 45-22  
**at Tuscaloosa:** 18-44  
**Neutral:** 4-12  
**SEC Tournament:** 5-10  
**Biggest Win:** 36 pts  
 (three times, last 100-64, Jan. 20, 1999 at Knoxville)  
**Biggest Loss:** 35 pts (49-84, March 11, 2004 at Atlanta)  
**Longest Winning Streak:** 9 games  
 (Jan. 6, 1968 - Jan. 29, 1972)  
**Longest Losing Streak:** 10 games  
 (Feb. 24, 1990 - Jan. 17, 1996)  
**Current Streak:** Alabama 2 games

Date	AP Rank	Result	Site
2/6/74	-	W, 49-13	Knoxville
2/7/74	-	W, 22-21	Knoxville
2/27/22	-	L, 25-29	45-Atlanta
2/21/25	-	L, 14-26	Knoxville
2/2/26	-	L, 21-42	Knoxville
1/24/28	-	L, 22-45	Knoxville
1/28/29	-	W, 30-23	Knoxville
2/7/30	-	L, 14-29	Tuscaloosa
3/3/30	-	L, 22-32	45-Atlanta
2/7/31	-	W, 26-24	Knoxville
2/27/31	-	W, 26-20	45-Atlanta
1/30/32	-	L, 19-24	Tuscaloosa
2/6/32	-	L, 21-25	Knoxville
1/2/33	-	L, 15-49	Tuscaloosa
1/24/33	-	W, 26-23	Knoxville
1/16/34	-	L, 31-44	Tuscaloosa
2/9/34	-	L, 26-54	Knoxville
2/26/34	-	L, 26-29	42-Atlanta
2/4/35	-	L, 29-45	Tuscaloosa
2/9/35	-	L, 28-30	Knoxville
1/18/36	-	W, 39-34	Tuscaloosa
2/10/36	-	W, 28-20	Knoxville
3/2/36	-	W, 29-25	42-Knoxville
1/16/37	-	W, 36-31**	Tuscaloosa
2/8/37	-	W, 26-23	Knoxville
2/27/37	-	W, 42-25	42-Knoxville
1/14/38	-	W, 27-17	Tuscaloosa
2/11/38	-	W, 36-22	Knoxville
1/13/39	-	L, 37-39**	Tuscaloosa
2/10/39	-	L, 37-42**	Knoxville
1/13/40	-	W, 26-23	Tuscaloosa
2/12/40	-	L, 23-26	Knoxville
1/11/41	-	L, 22-27	Tuscaloosa
2/10/41	-	W, 34-23	Knoxville
1/9/42	-	W, 37-15	Tuscaloosa
2/7/42	-	W, 36-29	Knoxville
2/28/42	-	L, 18-21	42-Louisville
1/9/43	-	W, 37-27	Tuscaloosa
2/8/43	-	W, 36-33	Knoxville
1/11/45	-	W, 23-14	Tuscaloosa
2/19/45	-	W, 38-27	Knoxville
3/1/46	-	L, 24-35	42-Louisville
1/10/48	-	W, 47-35	Knoxville
1/6/51	-	L, 55-56	Knoxville
2/11/52	-	L, 75-88	Tuscaloosa
2/29/52	-	W, 61-60	42-Louisville
2/21/53	-	W, 76-67	Knoxville
2/27/54	-	L, 59-70	Tuscaloosa
2/26/55	12	L, 81-88	Knoxville
2/27/56	7	L, 81-95	Tuscaloosa
2/25/57	-	W, 97-89	Knoxville
2/24/58	20	L, 37-70	Tuscaloosa
2/21/59	-	W, 93-68	Knoxville
2/20/60	-	L, 40-42	Tuscaloosa
2/27/61	-	W, 77-62	Knoxville
2/26/62	-	L, 70-71	Tuscaloosa

2/23/63	-	W, 73-60	Knoxville
2/22/64	-	L, 64-67	Tuscaloosa
2/20/65	8	L, 58-63	Tuscaloosa
1/29/66	-	W, 91-56	Knoxville
1/7/67	6	W, 77-52	Knoxville
2/27/67	8	L, 52-53	Tuscaloosa
1/6/68	-	W, 82-63	Tuscaloosa
2/26/68	-	W, 75-56	Knoxville
1/25/69	-	W, 70-43	Tuscaloosa
2/22/69	17	W, 86-52	Knoxville
1/24/70	-	W, 103-67	Knoxville
2/21/70	-	W, 77-70	Tuscaloosa
1/23/71	8	W, 79-62	Tuscaloosa
2/20/71	13	W, 89-77	Knoxville
1/29/72	-	W, 79-77	Knoxville
2/26/72	-	L, 67-72	Tuscaloosa
1/27/73	9	L, 56-72	Tuscaloosa
2/24/73	18	W, 72-71	Knoxville
1/7/74	7	L, 73-79	Knoxville
2/9/74	8	L, 54-73	Tuscaloosa
1/6/75	18	6 L, 78-82	Tuscaloosa
2/8/75	15	7 L, 65-71	Knoxville
1/31/76	9	11 W, 80-74	Knoxville
2/28/76	11	7 L, 90-93**	Tuscaloosa
1/22/77	14	3 W, 102-93	Knoxville
2/19/77	14	4 W, 92-89	Tuscaloosa
1/14/78	-	W, 87-78	Knoxville
2/11/78	-	L, 89-93	Tuscaloosa
1/6/79	-	W, 85-77	Knoxville
2/3/79	13	W, 83-77	Tuscaloosa
12/19/79	-	W, 79-78**	Knoxville
1/26/80	19	L, 59-72	Tuscaloosa
1/3/81	18	W, 70-69*	Tuscaloosa
1/31/81	11	W, 62-58	Knoxville
1/2/82	12	W, 88-67	Knoxville
1/30/82	15	13 L, 72-77*	Tuscaloosa
3/5/82	18	L, 50-56	42-Lexington
1/18/83	-	W, 73-64	Knoxville
2/14/83	-	L, 78-90	Tuscaloosa
1/16/84	-	L, 72-82	Tuscaloosa
2/13/84	-	L, 66-72	Knoxville
1/19/85	-	W, 79-67	Knoxville
2/20/85	-	L, 59-80	Tuscaloosa
1/18/86	-	L, 79-92	Tuscaloosa
2/19/86	-	L, 64-80	Knoxville
1/24/87	13	L, 71-82	Knoxville
2/25/87	10	L, 71-93	Tuscaloosa
3/6/87	9	L, 60-68	42-Atlanta
1/30/88	-	L, 69-82	Tuscaloosa
3/2/88	-	W, 81-58	Knoxville
1/25/89	-	L, 85-87*	Tuscaloosa
2/25/89	-	W, 84-69	Knoxville
1/23/90	24	W, 78-70	Knoxville
2/24/90	-	L, 73-87	Tuscaloosa
1/30/91	-	L, 74-83	Knoxville
3/2/91	24	L, 88-96	Tuscaloosa
3/10/91	24	L, 69-88	42-Nashville
2/8/92	18	L, 68-85	Tuscaloosa
2/6/93	-	L, 81-85	Knoxville
2/19/94	-	L, 70-84	Tuscaloosa
1/28/95	-	L, 46-69	Knoxville
3/9/95	20	L, 43-55	42-Atlanta
1/17/96	-	L, 53-62	Tuscaloosa
3/7/96	-	W, 77-65	42-New Orleans
2/8/97	-	W, 65-61	Knoxville
1/28/98	-	W, 84-70	Tuscaloosa
1/30/99	-	W, 100-64	Knoxville
2/26/00	7	L, 75-80	Tuscaloosa
1/9/01	4	16 W, 86-69	Knoxville
2/16/02	7	L, 82-95	Tuscaloosa
3/8/02	8	L, 72-91	42-Atlanta
2/22/03	-	L, 71-76	Knoxville
2/14/04	-	L, 70-83	Tuscaloosa

3/11/04	-	L, 49-84	42-Atlanta
2/9/05	17	L, 54-72	Knoxville
2/18/06	8	L, 79-92	Tuscaloosa
2/21/07	25	W, 69-66*	Knoxville
1/29/08	7	W, 93-86	Tuscaloosa
3/8/09	-	L, 67-70	Knoxville
3/13/09	-	W, 86-62	42-Tampa
1/19/10	8	W, 63-56	Tuscaloosa
2/5/11	-	L, 60-65*	Knoxville
2/18/12	-	L, 50-62	Tuscaloosa
1/12/13	-	L, 65-68	Tuscaloosa
1/26/13	-	W, 54-53	Knoxville
3/15/13	-	L, 48-58	42-Nashville
2/2/14	-	W, 76-59	Tuscaloosa
1/10/15	-	L, 38-56	Knoxville
1/26/16	-	L, 57-63	Tuscaloosa

**ALABAMA-BIRMINGHAM (UAB)** 2-2

Date	AP Rank	Result	Site
12/30/83	-	L, 66-84	28-Honolulu
11/23/84	13	L, 65-70	16-Anchorage
12/20/88	19	W, 111-99	23-San Diego
3/18/92	-	W, 71-68	2-Knoxville

**ALABAMA A&M** 1-0

Date	AP Rank	Result	Site
12/27/05	-	W, 93-68	Knoxville

**ALABAMA STATE** 1-0

Date	AP Rank	Result	Site
12/14/04	-	W, 71-45	Knoxville

**ALASKA-ANCHORAGE** 1-1

Date	AP Rank	Result	Site
12/30/90	-	L, 78-86	28-Honolulu
11/23/01	-	W, 74-54	16-Anchorage

**AMERICAN UNIVERSITY** 2-0

Date	AP Rank	Result	Site
12/18/81	-	W, 59-58	38-Knoxville
3/21/08	5	W, 72-57	1-Birmingham

**AMERICAN-PUERTO RICO** 2-0

Date	AP Rank	Result	Site
11/29/91	-	W, 105-85	31-San Juan
12/21/99	11	W, 102-58	26-Bayamon

**APPALACHIAN STATE** 4-0

Date	AP Rank	Result	Site
11/28/86	-	W, 93-47	Knoxville
11/28/97	-	W, 69-46	Knoxville
11/29/01	-	W, 97-66	Knoxville
12/6/05	-	W, 89-81	Knoxville

**ARIZONA** 3-1

Date	AP Rank	Result	Site
12/28/56	12	W, 70-66	Knoxville
12/8/82	14	W, 92-73	Knoxville
12/23/83	-	W, 61-49	Tucson
12/13/98	9	18 L, 72-73	39-Albuquerque

**ARIZONA STATE** 3-0

Date	AP Rank	Result	Site
3/22/69	-	W, 64-52	2-New York
12/19/75	11	W, 99-69	38-Knoxville
12/28/87	-	W, 75-52	38-Knoxville

**ARKANSAS** 19-18  
**at Knoxville:** 11-3  
**at Fayetteville:** 4-9  
**at Little Rock:** 0-1  
**Neutral:** 4-5  
**SEC Tournament:** 3-3

**Biggest Win:** 22 pts (93-71, Feb. 13, 2008 at Knoxville)  
**Biggest Loss:** 23 pts (54-77, Feb. 5, 1997 at Fayetteville)  
**Longest Winning Streak:** 3 games (Dec. 27, 1963 - Feb. 16, 1993 and Feb. 13, 2002 - Feb. 11, 2004)  
**Longest Losing Streak:** 4 games (Jan. 27, 2015 - Feb. 27, 2016)  
**Current Streak:** Arkansas 4 games

Date	AP Rank	Result	Site
12/31/36	-	L, 34-42	New Orleans
12/30/48	-	L, 55-58	Memphis
12/22/60	-	L, 76-89	Little Rock
12/27/63	-	W, 77-57	Shreveport
2/5/92	5	W, 83-81	Knoxville
2/16/93	13	W, 101-91	Fayetteville
1/29/94	5	L, 64-65	Knoxville
1/7/95	3	L, 79-97	Fayetteville
2/21/96	-	W, 66-59	Knoxville
2/5/97	-	L, 54-77	Fayetteville
2/14/98	12	W, 74-71	Knoxville
3/6/98	17	L, 96-102	42-Atlanta
2/2/99	23	L, 52-69	Fayetteville
3/1/00	11	W, 73-66	Knoxville
2/7/01	10	L, 77-82*	Fayetteville
2/13/02	-	W, 64-53	Knoxville
3/7/02	-	W, 68-61	42-Atlanta
2/12/03	-	W, 70-62	Fayetteville
2/11/04	-	W, 69-65	Knoxville
2/26/05	-	L, 68-70	Fayetteville
3/10/05	-	W, 65-46	42-Atlanta
2/25/06	10	L, 69-73	Knoxville
2/24/07	-	W, 83-72	Fayetteville
2/13/08	4	W, 93-71	Knoxville
3/15/08	4	L, 91-92	42-Atlanta
2/4/09	-	W, 74-72	Fayetteville
3/3/10	16	W, 80-73	Knoxville
1/8/11	-	L, 65-68	Fayetteville
3/10/11	-	W, 74-68	42-Atlanta
2/15/12	-	W, 77-58	Knoxville
2/2/13	-	L, 60-73	Fayetteville
1/22/14	-	W, 81-74	Knoxville
1/13/15	19	W, 74-69	Knoxville
1/27/15	-	L, 64-69	Fayetteville
3/13/15	21	L, 72-80	42-Nashville
2/6/16	-	L, 67-85	Fayetteville
2/27/16	-	L, 65-75	Knoxville

**ARKANSAS-LITTLE ROCK** 0-1

Date	AP Rank	Result	Site
12/8/93	-	L, 59-69	Knoxville

**ARKANSAS-MONTICELLO** 1-0

Date	AP Rank	Result	Site
11/14/07	7	W, 101-44	51-Knoxville

**ARMY** 5-0

Date	AP Rank	Result	Site
12/29/60	-	W, 88-71	18-Miami
3/22/69	-	W, 64-52	2-New York
12/19/75	11	W, 99-69	38-Knoxville
12/28/87	-	W, 75-52	38-Knoxville
11/24/15	-	W, 95-80	Knoxville

**AUBURN** 77-38  
**at Knoxville:** 48-7  
**at Auburn:** 22-27  
**Neutral:** 7-4  
**SEC Tournament:** 9-3  
**Biggest Win:** 38 pts (97-59, March 9, 2016, in Nashville)  
**Biggest Loss:** 49 pts (14-63, Jan. 20, 1928 at Auburn)  
**Longest Winning Streak:** 11 games

(Jan. 24, 1930 - Feb. 3, 1947)  
**Longest Losing Streak:** 4 games (Jan. 15, 1997 - Jan. 2, 1999)  
**Current Streak:** Tennessee 2 games

Date	AP Rank	Result	Site
2/15/27	-	W, 24-23	Knoxville
1/20/28	-	L, 14-63	Auburn
1/24/30	-	W, 33-18	Auburn
2/25/34	-	W, 43-26	42-Atlanta
2/1/35	-	W, 48-27	Knoxville
2/28/36	-	W, 43-25	42-Knoxville
3/2/39	-	W, 49-35	42-Knoxville
1/31/41	-	W, 51-33	Auburn
1/23/42	-	W, 43-23	Knoxville
1/29/43	-	W, 57-23	Knoxville
3/2/45	-	W, 56-26	42-Louisville
1/11/47	-	W, 66-30	Auburn
2/3/47	-	W, 63-27	Auburn
1/9/51	-	L, 59-63	Knoxville
2/9/52	-	L, 55-60	Auburn
1/26/53	-	W, 72-70	Auburn
3/1/54	-	W, 92-86	Auburn
12/18/54	-	L, 64-73	Montgomery
2/28/55	-	W, 86-77	Knoxville
2/25/56	-	W, 91-87	Auburn
2/23/57	-	W, 85-75	Knoxville
2/22/58	20	L, 66-72	Auburn
2/23/59	2	W, 56-55	Knoxville
2/22/60	17	L, 63-72	Auburn
2/25/61	-	L, 38-41	Knoxville
2/24/62	-	L, 51-60	Auburn
2/25/63	9	W, 55-47	Knoxville
2/24/64	-	W, 68-62	Knoxville
2/22/65	8	W, 69-38	Knoxville
1/17/66	-	L, 47-51	Auburn
12/16/66	-	W, 73-49	38-Knoxville
2/25/67	8	W, 54-45	Auburn
2/24/68	-	L, 52-53	Knoxville
3/6/68	-	W, 63-54	Auburn
2/1/69	-	W, 64-59	Knoxville
3/1/69	17	L, 60-71	Auburn
1/31/70	-	L, 55-61	Auburn
2/28/70	-	L, 64-77	Knoxville
1/30/71	8	W, 90-68	Knoxville
2/27/71	17	W, 76-71	Auburn
2/5/72	-	W, 76-67	Auburn
3/4/72	-	W, 80-70	Knoxville
2/3/73	-	W, 82-74	Knoxville
3/5/73	-	W, 80-72	Auburn
1/5/74	-	W, 89-77	Auburn
2/4/74	-	W, 88-80	Knoxville
1/4/75	18	W, 96-81	Knoxville
2/3/75	18 14	L, 59-62	Auburn
1/19/76	9	W, 83-78	Knoxville
2/16/76	8	L, 72-73*	Auburn
1/8/77	-	W, 87-79	Knoxville
2/5/77	11	W, 93-83	Auburn
1/4/78	-	W, 80-76	Knoxville
3/6/78	-	L, 94-107	Auburn
2/7/79	-	W, 73-62	Knoxville
2/24/79	-	W, 60-55	Auburn
3/2/79	-	W, 75-64	42-Birmingham
12/12/79	-	W, 61-58	Knoxville
2/23/80	-	W, 72-63	Auburn
12/3/80	-	L, 65-75	Auburn
2/28/81	10	W, 75-63	Knoxville
12/12/81	-	W, 86-79	Knoxville
2/27/82	19	L, 54-56	Auburn
1/24/83	20	W, 80-77	Auburn
2/22/83	20	W, 82-74	Knoxville
1/24/84	-	L, 72-79	Knoxville
2/20/84	-	W, 57-54	Auburn
3/9/84	-	L, 58-60	42-Nashville
1/9/85	-	W, 86-74	Knoxville
2/9/85	-	L, 60-75	Auburn

1/8/86	-	L, 45-59	Auburn
2/8/86	-	W, 80-79	Knoxville
1/14/87	- 10	L, 56-66	Auburn
2/14/87	-	W, 103-84	Knoxville
1/20/88	-	W, 75-64	Knoxville
2/20/88	-	L, 68-73	Auburn
1/4/89	17	W, 84-73	Auburn
2/4/89	-	W, 89-72	Knoxville
1/3/90	-	W, 72-70	Knoxville
2/3/90	-	L, 83-89	Auburn
1/19/91	-	L, 63-67	Knoxville
2/19/91	-	L, 65-74	Auburn
1/25/92	-	W, 82-74	Knoxville
1/20/93	-	L, 75-88	Auburn
3/11/93	-	W, 78-76	42-Lexington
1/22/94	-	W, 92-85	Knoxville
1/18/95	-	L, 57-61	Auburn
1/3/96	-	W, 66-62	Knoxville
1/15/97	-	L, 35-43	Auburn
3/6/97	-	L, 54-67	42-Memphis
1/7/98	-	L, 69-74	Knoxville
1/27/99	17	L, 62-90	Auburn
1/25/00	11 7	W, 105-76	Knoxville
1/6/01	6	W, 96-88**	Auburn
3/8/01	-	W, 73-66	42-Nashville
1/27/02	-	W, 82-59	Knoxville
2/1/03	-	W, 60-57	Auburn
3/14/03	-	L, 53-66	42-New Orleans
2/28/04	-	W, 75-69	Knoxville
1/29/05	-	L, 59-62	Auburn
2/15/06	8	W, 105-89	Knoxville
2/2/07	22	L, 80-83	Auburn
1/20/08	2	W, 89-70	Knoxville
2/7/09	-	L, 77-78	Auburn
3/14/09	-	W, 94-85	42-Tampa
1/14/10	9	W, 81-55	Knoxville
2/3/11	-	W, 69-56	Auburn
12/28/12	-	W, 64-49	Knoxville
3/6/13	-	W, 82-75	Auburn
1/15/14	-	W, 78-67	Knoxville
3/5/14	-	W, 82-54	Auburn
1/31/15	-	W, 71-63	Knoxville
2/1/16	-	L, 77-83	Auburn
2/9/16	-	W, 71-45	Knoxville
3/9/16	-	W, 97-59	42-Nashville

**AUSTIN PEAY** 7-1

Date	AP Rank	Result	Site
12/30/40	-	W, 31-23	Knoxville
12/11/41	-	W, 50-18	Knoxville
11/24/89	-	W, 71-69	40-Memphis
12/15/90	-	W, 91-87	Knoxville
12/9/95	-	W, 80-70	Knoxville
11/23/97	-	W, 74-65	Knoxville
11/27/00	7	W, 98-65	Knoxville
11/13/09	10	W, 83-54	Knoxville
12/10/11	-	L, 70-74	Knoxville

**BALL STATE** 1-0

Date	AP Rank	Result	Site
12/19/86	-	W, 78-52	38-Knoxville

**BALTIMORE** 0-1

Date	AP Rank	Result	Site
1/28/37	-	L, 33-37	Baltimore

**BELMONT** 4-0

Date	AP Rank	Result	Site
12/20/04	-	W, 77-68	Knoxville
12/20/08	16	W, 79-77	Knoxville
11/16/10	24	W, 85-76	25-Knoxville
12/23/10	19	W, 66-65	Knoxville

OUTLOOK

PLAYERS

STAFF

REVIEW

RESULTS

RECORDS

HONORS

POSTSEASON

VOLMANAC

MEDIA INFO





# SERIES RESULTS

<b>BISCAYNE</b>				3-0
Date	AP Rank	Result	Site	
11/29/75	9	-	W, 81-63	Knoxville
11/24/78	20	-	W, 72-68	Knoxville
11/27/82	13	-	W, 84-59	Knoxville

<b>BOSTON</b>				1-0
Date	AP Rank	Result	Site	
12/19/55	-	-	W, 80-77	9-Charlotte

<b>BOSTON COLLEGE</b>				1-2
Date	AP Rank	Result	Site	
12/30/66	-	-	L, 61-68	33-New Orleans
12/30/71	20	-	W, 61-60	27-Philadelphia
12/30/78	-	-	L, 72-74	28-Honolulu

<b>BOWLING GREEN</b>				0-1
Date	AP Rank	Result	Site	
3/14/75	-	-	L, 58-67	41-Louisville

<b>BRADLEY</b>				0-1
Date	AP Rank	Result	Site	
12/29/66	-	-	L, 53-60	33-New Orleans

<b>BRIGHAM YOUNG</b>				2-0
Date	AP Rank	Result	Site	
12/28/57	-	-	W, 83-68	Knoxville
12/20/80	18	-	W, 81-65	38-Knoxville

<b>BUCKNELL</b>				1-0
Date	AP Rank	Result	Site	
12/19/57	-	-	W, 89-71	9-Charlotte

<b>BUFFALO</b>				2-0
Date	AP Rank	Result	Site	
12/19/64	-	-	W, 79-54	Knoxville
11/30/68	20	-	W, 87-62	Knoxville

<b>BUTLER</b>				2-3
Date	AP Rank	Result	Site	
12/20/58	5	-	L, 66-81	Indianapolis
11/22/06	22	-	L, 44-56	25-New York City
3/23/08	5	11	W, 76-71*	1-Birmingham
12/14/14	-	15	W, 67-55	Knoxville
12/12/15	-	18	L, 86-94	Indianapolis

<b>CALIFORNIA-BERKELEY</b>				2-0
Date	AP Rank	Result	Site	
12/19/81	-	-	W, 80-48	38-Knoxville
12/3/83	-	-	W, 62-47	Knoxville

<b>CALIFORNIA-IRVINE</b>				1-0
Date	AP Rank	Result	Site	
12/17/72	-	-	W, 89-53	Knoxville

<b>CAL STATE-NORTHRIDGE</b>				1-0
Date	AP Rank	Result	Site	
11/17/98	18	-	W, 83-64	Knoxville

<b>CAMPBELL</b>				1-0
Date	AP Rank	Result	Site	
12/23/04	-	-	W, 90-49	Knoxville

<b>CARSON-NEWMAN</b>				11-4
Date	AP Rank	Result	Site	
1/28/08	-	-	L, 21-29	Jefferson City
12/12/13	-	-	W, 58-13	Knoxville
1/12/15	-	-	W, 83-19	Knoxville
2/11/21	-	-	W, 39-16	Knoxville
1/10/22	-	-	W, 28-12	Knoxville
2/20/22	-	-	W, 29-14	Jefferson City
1/18/26	-	-	L, 25-34	Knoxville
1/27/27	-	-	L, 30-33	Knoxville
2/3/27	-	-	L, 21-25	Jefferson City
12/19/29	-	-	W, 35-15	Knoxville
12/14/30	-	-	W, 24-20	Knoxville
12/19/31	-	-	W, 30-21	Knoxville

12/12/36	-	-	W, 37-18	Knoxville
----------	---	---	----------	-----------

<b>CENTENARY</b>				4-0
Date	AP Rank	Result	Site	
2/12/23	-	-	W, 21-12	Knoxville
12/28/63	-	-	W, 70-63	17-Shreveport
12/18/65	-	-	W, 49-43	17-Shreveport
12/9/69	9	-	W, 66-62	Knoxville

<b>CENTRAL FLORIDA</b>				1-0
Date	AP Rank	Result	Site	
12/29/86	-	-	W, 81-62	10-Orlando

<b>CENTRAL UNIVERSITY</b>				3-2
Date	AP Rank	Result	Site	
12/16/09	-	-	W, 33-31	Knoxville
2/18/10	-	-	L, 8-62	Danville
2/6/12	-	-	L, 27-28	Danville
2/18/13	-	-	W, 35-34	Danville
2/16/15	-	-	W, 39-20	Danville

<b>CENTRE</b>				7-3
Date	AP Rank	Result	Site	
2/25/16	-	-	W, 39-30	Danville
2/26/19	-	-	L, 26-55	Danville
2/3/20	-	-	W, 2-0	Danville
2/7/23	-	-	W, 27-21	Danville
2/4/25	-	-	W, 25-23	Knoxville
2/16/25	-	-	L, 23-26	Danville
2/10/26	-	-	W, 32-15	Knoxville
2/17/26	-	-	W, 32-15	Danville
2/5/27	-	-	W, 25-19	Knoxville
2/18/27	-	-	L, 19-23	Danville

<b>CHAMINADE</b>				1-0
Date	AP Rank	Result	Site	
11/23/11	-	-	W, 86-60	49-Maui

<b>CHARLESTON SOUTHERN</b>				1-0
Date	AP Rank	Result	Site	
12/17/02	-	-	W, 63-49	Knoxville

<b>CINCINNATI</b>				1-5
Date	AP Rank	Result	Site	
12/22/52	-	-	L, 74-78	Cincinnati
12/12/53	-	-	L, 69-87	Knoxville
12/7/55	-	-	L, 82-109	Cincinnati
12/10/56	-	-	W, 76-68	Knoxville
1/8/92	-	-	L, 51-62	Knoxville
1/4/93	-	16	L, 58-79	Cincinnati

<b>THE CITADEL</b>				5-0
Date	AP Rank	Result	Site	
2/23/49	-	-	W, 64-42	Knoxville
12/17/62	-	-	W, 73-56	Knoxville
12/17/03	-	-	W, 99-49	Knoxville
12/29/11	-	-	W, 86-55	Knoxville
11/18/13	-	-	W, 86-60	Knoxville

<b>CLEMSON</b>				15-4
Date	AP Rank	Result	Site	
2/16/24	-	-	W, 18-12	Knoxville
1/13/27	-	-	W, 17-4	Clemson
1/3/29	-	-	W, 36-29	Knoxville
1/6/30	-	-	W, 35-26	Knoxville
1/5/31	-	-	W, 40-23	Knoxville
1/17/31	-	-	L, 31-38	Clemson
1/4/32	-	-	W, 25-18	Knoxville
1/9/34	-	-	W, 30-27	Knoxville
1/7/35	-	-	L, 33-40	Knoxville
12/17/36	-	-	W, 33-23	Knoxville
12/17/37	-	-	L, 15-28	Clemson
12/10/38	-	-	W, 29-16	Knoxville
12/17/51	-	-	W, 61-52	Knoxville
12/8/53	-	-	W, 82-56	Knoxville
1/3/55	-	-	W, 94-55	Knoxville

12/20/55	-	-	L, 86-89	9-Charlotte
12/7/59	-	-	W, 80-62	Knoxville
12/17/66	-	-	W, 52-44	38-Knoxville
12/20/75	11	-	W, 77-66	38-Knoxville

<b>CLEVELAND STATE</b>				1-0
Date	AP Rank	Result	Site	
12/14/81	-	-	W, 74-58	Knoxville

<b>COASTAL CAROLINA</b>				1-0
Date	AP Rank	Result	Site	
1/2/05	-	-	W, 83-51	Knoxville

<b>COLGATE</b>				0-2
Date	AP Rank	Result	Site	
12/21/55	-	-	L, 83-87	9-Charlotte
12/17/60	-	-	L, 73-76	32-Pittsburgh

<b>COLLEGE OF CHARLESTON</b>				1-3
Date	AP Rank	Result	Site	
3/13/96	-	-	L, 49-55	Knoxville
11/27/09	9	-	W, 86-69	Knoxville
12/31/10	-	-	L, 78-91	Knoxville
12/14/11	-	-	L, 65-71	Charleston

<b>COLORADO</b>				2-0
Date	AP Rank	Result	Site	
12/13/80	-	-	W, 87-69	Knoxville
12/8/81	-	-	W, 64-63	Boulder

<b>COLUMBIA</b>				1-0
Date	AP Rank	Result	Site	
12/20/74	-	-	W, 108-73	6-St. Petersburg

<b>CONCORD STATE</b>				1-0
Date	AP Rank	Result	Site	
1/29/27	-	-	W, 36-25	Knoxville

<b>CONNECTICUT (UCONN)</b>				2-1
Date	AP Rank	Result	Site	
3/19/00	11	20	W, 65-51	1-Birmingham
1/22/11	-	8	L, 61-72	Hartford
1/21/12	-	-	W, 60-57	Knoxville

<b>COPPIN STATE</b>				1-0
Date	AP Rank	Result	Site	
11/19/06	24	-	W, 99-65	Knoxville

<b>CREIGHTON</b>				1-0
Date	AP Rank	Result	Site	
1/9/37	-	-	W, 34-28	Knoxville

<b>COLLEGE OF THE CUMBERLANDS (KY.)</b>				6-0
Date	AP Rank	Result	Site	
<i>(AS CUMBERLAND COLLEGE)</i>				
2/9/14	-	-	W, 32-22	Williamsburg
1/9/15	-	-	W, 62-29	Williamsburg
1/22/16	-	-	W, 54-25	Knoxville
2/22/16	-	-	W, 63-33	Williamsburg
1/29/21	-	-	W, 48-13	Knoxville
2/4/26	-	-	W, 32-13	Knoxville

<b>DARTMOUTH</b>				1-0
Date	AP Rank	Result	Site	
12/16/77	-	-	W, 77-58	38-Knoxville

<b>DAVIDSON</b>				5-0
Date	AP Rank	Result	Site	
1/10/53	-	-	W, 84-56	Knoxville
2/9/53	-	-	W, 83-73	Davidson
12/3/55	-	-	W, 77-64	Knoxville
12/18/58	5	-	W, 67-52	Knoxville
12/3/59	-	-	W, 102-68	Knoxville

DAYTON				2-3
Date	AP Rank	Result	Site	
12/16/49	-	- L, 38-57	Knoxville	
12/21/50	-	- L, 61-76	Dayton	
3/17/67	8	- L, 52-53	1-Evanston	
2/15/92	-	- W, 68-67	Knoxville	
12/22/92	-	- W, 77-61	Dayton	

DELAWARE				1-0
Date	AP Rank	Result	Site	
3/12/99	20	- W, 62-52	1-Charlotte	

DENVER				2-0
Date	AP Rank	Result	Site	
1/2/54	-	- W, 66-50	3-Owensboro	
12/29/62	-	- W, 59-58	34-El Paso	

DEPAUL				2-0
Date	AP Rank	Result	Site	
12/14/73	-	- W, 96-61	38-Knoxville	
11/22/09	10	- W, 57-53	56-St. Thomas	

DRAKE				1-0
Date	AP Rank	Result	Site	
12/30/49	-	- W, 64-57	11-Des Moines	

DUKE				7-8
Date	AP Rank	Result	Site	
<i>(AS TRINITY COLLEGE)</i>				
2/20/11	-	- L, 25-48	Durham	
<i>(AS DUKE UNIVERSITY)</i>				
2/11/31	-	- W, 36-25	Knoxville	
2/8/32	-	- W, 32-31	Knoxville	
1/5/42	-	- L, 35-37	Durham	
12/19/42	-	- W, 51-33	Knoxville	
1/4/47	-	- W, 53-47	Knoxville	
1/3/48	-	- W, 62-58	Durham	
12/13/52	-	- L, 82-89	Knoxville	
12/5/53	-	- L, 61-101	Durham	
1/25/64	8	- L, 65-67**	Greensboro	
3/22/71	17	- L, 64-78	2-New York City	
12/3/75	8	- W, 86-80	Durham	
12/7/76	15	- L, 78-81	Knoxville	
12/29/80	-	- W, 90-69	33-New Orleans	
11/21/11	6	- L, 67-77	49-Mauit	

DUQUESNE				1-1
Date	AP Rank	Result	Site	
12/21/37	-	- W, 31-27	Pittsburgh	
12/16/60	-	- L, 64-79	32-Pittsburgh	

EAST CAROLINA				3-0
Date	AP Rank	Result	Site	
12/5/78	-	- W, 89-71	Knoxville	
12/18/91	-	- W, 93-58	Knoxville	
11/20/09	10	- W, 105-66	56-St. Thomas	

EAST TENNESSEE STATE (ETSU)				15-2
Date	AP Rank	Result	Site	
<i>(AS EAST TENNESSEE STATE COLLEGE)</i>				
12/19/45	-	- W, 44-24	Johnson City	
12/18/46	-	- W, 53-23	Johnson City	
1/2/52	-	- W, 59-52	Johnson City	
12/1/60	-	- W, 71-68	Knoxville	
12/1/62	-	- W, 61-52	Knoxville	
<i>(AS EAST TENNESSEE STATE UNIVERSITY)</i>				
12/9/63	-	- W, 48-47	Johnson City	
11/28/89	-	- L, 70-83	Knoxville	
11/25/91	-	- L, 79-87	Knoxville	
12/4/94	-	- W, 81-74	Knoxville	
12/31/96	-	- W, 54-40	Knoxville	
11/19/00	9	- W, 102-76	Knoxville	
11/18/05	-	- W, 106-83	Knoxville	
12/30/06	21	- W, 93-88	Knoxville	
12/2/09	11	- W, 78-66	Knoxville	
12/23/11	-	- W, 66-63	Knoxville	

12/31/14	-	- W, 71-61	Knoxville
12/22/16	-	- W, 76-67	Knoxville

EASTERN KENTUCKY				4-0
Date	AP Rank	Result	Site	
2/10/12	-	- W, 44-13	Richmond	
3/9/79	20	- W, 97-81	1-Murfreesboro	
12/20/84	-	- W, 98-74	Knoxville	
11/25/05	-	- W, 92-58	Knoxville	

EASTERN MONTANA				1-0
Date	AP Rank	Result	Site	
12/6/77	-	- W, 92-76	Knoxville	

ELON				1-0
Date	AP Rank	Result	Site	
11/22/99	19	- W, 95-56	Knoxville	

EMORY & HENRY				11-0
Date	AP Rank	Result	Site	
2/14/11	-	- W, 38-34	Bristol	
2/19/16	-	- W, 27-19	Knoxville	
2/14/22	-	- W, 38-11	Knoxville	
2/16/23	-	- W, 32-11	Knoxville	
1/20/34	-	- W, 32-31	Knoxville	
1/19/35	-	- W, 32-29	Knoxville	
1/4/36	-	- W, 31-29	Knoxville	
1/5/37	-	- W, 35-27	Knoxville	
1/8/38	-	- W, 26-20	Knoxville	
1/3/39	-	- W, 52-25	Knoxville	
12/20/40	-	- W, 51-27	Knoxville	

EVANSVILLE				0-2
Date	AP Rank	Result	Site	
12/30/53	-	- L, 71-107	3-Owensboro	
12/22/62	-	- L, 51-68	Evansville	

FLORIDA				73-56
<b>at Knoxville:</b> 45-16				
<b>at Gainesville:</b> 25-34				
<b>Neutral:</b> 4-4				
<b>SEC Tournament:</b> 4-4				
<b>Biggest Win:</b> 43 pts (116-73, Jan. 11, 1979 at Knoxville)				
<b>Biggest Loss:</b> 38 pts (57-95, Jan. 10, 2004 at Gainesville)				
<b>Longest Winning Streak:</b> 9 games (Jan. 17, 1972 - Jan. 17, 1976 and March 4, 1978 - Feb. 10, 1982)				
<b>Longest Losing Streak:</b> 14 games (Feb. 16, 1991 - Jan. 3, 1998)				
<b>Current Streak:</b> Tennessee 1 game				

Date	AP Rank	Result	Site
1/7/27	-	- W, 22-19	Knoxville
2/28/31	-	- L, 29-33	1-Atlanta
2/16/38	-	- W, 41-28	Knoxville
2/23/40	-	- L, 38-41	Gainesville
2/29/40	-	- W, 42-32	42-Knoxville
3/1/41	-	- W, 47-26	42-Louisville
12/17/48	-	- W, 58-52	Gainesville
2/3/50	-	- W, 65-56	Knoxville
12/16/50	-	- W, 60-54	Knoxville
12/19/51	-	- L, 47-58	Gainesville
2/23/53	-	- W, 82-73	Knoxville
2/6/54	-	- W, 62-58	Gainesville
2/5/55	-	- W, 102-75	Knoxville
2/4/56	-	- L, 64-68	Gainesville
2/4/57	-	- W, 97-79	Knoxville
2/3/58	-	- W, 100-91	Gainesville
2/2/59	-	- W, 100-70	Knoxville
2/1/60	-	- W, 84-68	Gainesville
2/6/61	-	- W, 83-68	Knoxville
2/5/62	-	- L, 83-92	Gainesville
2/4/63	-	- L, 73-84	Knoxville
2/3/64	-	- W, 59-58	Gainesville

2/1/65	-	- W, 75-43	Knoxville
3/1/65	-	- L, 56-58	Gainesville
2/5/66	-	- W, 76-47	Knoxville
2/21/66	-	- L, 63-67	Gainesville
1/16/67	10	- W, 66-53	Gainesville
1/21/67	-	8 W, 56-42	Knoxville
1/5/68	5	- W, 67-52	Knoxville
1/20/68	4	- L, 46-59	Gainesville
1/13/69	-	- W, 64-63	Knoxville
2/17/69	-	- L, 63-65	Gainesville
1/12/70	12	- L, 56-57*	Gainesville
2/16/70	-	- W, 72-61	Knoxville
1/11/71	17	- W, 85-75	Knoxville
2/15/71	14	- L, 55-56	Gainesville
1/17/72	-	- W, 61-50	Gainesville
2/21/72	20	- W, 55-52	Knoxville
1/15/73	-	- W, 75-56	Knoxville
2/19/73	-	- W, 87-83	Gainesville
1/19/74	-	- W, 75-72	Gainesville
2/18/74	-	- W, 85-57	Knoxville
1/18/75	18	- W, 59-56	Knoxville
2/17/75	-	- W, 85-84	Gainesville
1/17/76	9	- W, 93-84	Knoxville
2/14/76	8	- L, 69-72	Gainesville
1/10/77	-	- W, 92-82	Knoxville
2/7/77	11	- L, 76-80	Gainesville
1/2/78	-	- L, 79-92	Knoxville
3/4/78	-	- W, 91-90	Gainesville
1/11/79	-	- W, 116-73	Knoxville
2/22/79	-	- W, 87-73	Gainesville
1/9/80	-	- W, 69-58	Gainesville
2/6/80	-	- W, 100-76	Knoxville
1/14/81	11	- W, 78-64	Knoxville
2/11/81	9	- W, 53-52	Gainesville
1/13/82	-	- W, 69-66	Gainesville
2/10/82	-	- W, 90-75	Knoxville
1/22/83	-	- L, 74-78	Gainesville
2/19/83	-	- W, 78-53	Knoxville
3/10/83	-	- W, 78-62	42-Birmingham
1/21/84	-	- W, 70-65	Knoxville
2/18/84	-	- W, 75-74**	Knoxville
3/8/84	-	- W, 80-74*	42-Nashville
1/2/85	-	- L, 70-84	Gainesville
2/2/85	-	- L, 86-93	Knoxville
1/2/86	-	- L, 75-77*	Knoxville
2/1/86	-	- L, 61-69	Gainesville
1/17/87	-	- L, 90-97	Gainesville
2/18/87	18	- W, 81-71	Knoxville
1/23/88	-	- L, 56-76	Knoxville
2/24/88	-	- W, 65-63	Gainesville
3/11/88	-	- L, 60-67	42-Baton Rouge
1/18/89	18	- W, 83-76	Knoxville
2/18/89	-	- L, 81-99	Gainesville
3/11/89	-	- L, 71-76	42-Knoxville
1/17/90	-	- W, 80-75	Gainesville
2/17/90	-	- W, 75-57	Knoxville
1/16/91	-	- W, 70-67	Gainesville
2/16/91	-	- L, 68-73	Knoxville
1/18/92	-	- L, 65-71	Gainesville
2/26/92	-	- L, 68-72	Knoxville
1/24/93	-	- L, 68-80	Knoxville
2/27/93	-	- L, 70-84	Gainesville
1/8/94	-	- L, 71-86	Knoxville
3/5/94	19	- L, 71-82	Gainesville
2/22/95	24	- L, 47-62	Knoxville
2/15/95	-	- L, 48-70	Gainesville
2/7/96	-	- L, 51-63	Gainesville
3/2/96	-	- L, 71-73	Knoxville
1/25/97	-	- L, 50-56	Knoxville
2/19/97	-	- L, 54-76	Gainesville
1/3/98	-	- L, 69-83	Gainesville
2/25/98	-	- W, 79-75	Knoxville
2/23/99	-	- L, 72-93	Gainesville
2/10/99	23	- W, 91-56	Knoxville
1/18/00	16	9 W, 81-79**	Gainesville
12/2/00	8	12 W, 76-73*	Knoxville

OUTLOOK  
PLAYERS  
STAFF  
REVIEW  
RESULTS  
RECORDS  
HONORS  
POSTSEASON  
VOLTMANAC  
MEDIA INFO



# SERIES RESULTS

1/30/01	8	13	L, 67-81	Gainesville
2/18/01	15	11	L, 82-88	Knoxville
1/9/02	-	3	L, 100-104*	Knoxville
2/26/02	-	8	L, 62-68	Gainesville
1/15/03	-	6	L, 64-77	Gainesville
2/15/03	-	4	W, 66-59	Knoxville
1/10/04	-	14	L, 57-95	Gainesville
1/31/04	-	22	W, 65-63	Knoxville
1/19/05	-	-	W, 83-76*	Gainesville
2/12/05	-	-	L, 73-84	Knoxville
1/21/06	-	2	W, 80-76	Knoxville
2/22/06	10	12	W, 76-72	Gainesville
2/3/07	-	1	L, 78-94	Gainesville
2/27/07	-	5	W, 86-76	Knoxville
2/5/08	7	-	W, 104-82	Knoxville
3/5/08	4	-	W, 89-86	Gainesville
1/31/09	-	-	W, 79-63	Knoxville
3/1/09	-	-	W, 79-75	Gainesville
1/31/10	14	-	W, 61-60	Knoxville
2/23/10	19	-	L, 62-75	Gainesville
1/11/11	-	-	L, 75-81*	Knoxville
2/12/11	-	17	L, 60-61	Gainesville
3/11/11	-	12	L, 74-85	42-Atlanta
1/7/12	-	13	W, 67-56	Knoxville
2/11/12	-	8	W, 75-70	Gainesville
2/26/13	-	8	W, 64-58	Knoxville
1/25/14	-	6	L, 41-67	Gainesville
2/11/14	-	3	L, 58-67	Knoxville
3/15/14	-	1	L, 49-56	42-Atlanta
2/28/15	-	-	L, 49-66	Gainesville
1/6/16	-	-	W, 83-69	Knoxville

<b>FLORIDA ATLANTIC</b>				1-0
Date	AP Rank	Result	Site	
12/16/15	-	-	W, 81-62	Knoxville

<b>FLORIDA STATE</b>				5-3
Date	AP Rank	Result	Site	
12/9/57	-	-	W, 74-57	Knoxville
1/4/61	-	-	W, 70-68	Knoxville
12/16/61	-	-	L, 62-69	Knoxville
1/2/63	-	-	W, 66-65	Knoxville
12/22/64	-	-	W, 65-43	Memphis
12/30/86	-	-	L, 90-91*	10-Orlando
12/19/87	-	-	W, 81-78*	Knoxville
1/15/89	17	14	L, 90-101	Tallahassee

<b>FORDHAM</b>				3-1
Date	AP Rank	Result	Site	
12/29/78	-	-	W, 83-58	28-Honolulu
12/14/79	-	-	W, 88-63	38-Knoxville
12/29/89	-	-	L, 85-93	Knoxville
11/13/06	24	-	W, 78-71	25-Nashville

<b>FURMAN</b>				10-0
Date	AP Rank	Result	Site	
12/1/56	-	-	W, 114-106	Greenville
12/2/57	-	-	W, 84-61	Knoxville
1/5/66	-	-	W, 82-63	Knoxville
1/3/67	-	-	W, 87-49	Knoxville
3/6/80	-	-	W, 80-69	1-Greensboro
12/20/85	-	-	W, 79-45	38-Knoxville
12/23/87	-	-	W, 84-66	Knoxville
12/30/91	-	-	W, 92-74	Knoxville
12/29/92	-	-	W, 90-77	Knoxville
12/30/94	-	-	W, 68-51	Knoxville

<b>GARDNER-WEBB</b>				2-0
Date	AP Rank	Result	Site	
11/22/02	-	-	W, 71-69	Knoxville
11/22/15	-	-	W, 89-64	Knoxville

<b>GEORGETOWN (KY.)</b>				5-3
Date	AP Rank	Result	Site	
2/8/11	-	-	L, 17-46	Georgetown
2/27/19	-	-	L, 33-34	Lexington

2/4/20	-	-	W, 54-14	Georgetown
1/30/23	-	-	W, 30-20	Knoxville
2/9/23	-	-	W, 34-16	Georgetown
2/17/25	-	-	W, 20-12	Georgetown
1/27/28	-	-	L, 18-52	Georgetown
2/4/29	-	-	W, 39-32	Knoxville

<b>GEORGETOWN</b>				1-2
Date	AP Rank	Result	Site	
3/18/03	-	-	L, 60-70	2-Knoxville
11/28/08	12	21	W, 90-78	54-Orlando
11/30/12	-	20	L, 36-37	Washington, D.C.

<b>GEORGE MASON</b>				0-1
Date	AP Rank	Result	Site	
3/17/04	-	-	L, 55-58	2-Fairfax

<b>GEORGE WASHINGTON</b>				1-3
Date	AP Rank	Result	Site	
2/24/17	-	-	L, 19-28	Washington DC
12/20/37	-	-	L, 24-47	Washington DC
12/28/00	6	-	W, 92-81	28-Honolulu
11/27/15	-	-	L, 70-73	61-New York City

**GEORGIA** 93-58

**at Knoxville:** 56-15  
**at Athens:** 33-38  
**Neutral:** 4-5  
**SEC Tournament:** 5-3  
**Biggest Win:** 36 pts (105-69, Feb. 1, 1975 at Athens)  
**Biggest Loss:** 30 pts (22-52, Jan. 17, 1913 at Knoxville)  
**Longest Winning Streak:** 15 games (Feb. 28, 1941 - Jan. 28, 1952)  
**Longest Losing Streak:** 6 games (Feb. 27, 1923 - Feb. 19, 1931)  
**Current Streak:** Georgia 2 games

Date	AP Rank	Result	Site	
1/17/13	-	-	L, 22-52	Knoxville
2/6/13	-	-	L, 13-38	Athens
2/2/23	-	-	W, 30-26	Knoxville
2/27/23	-	-	L, 19-23	44-Atlanta
2/26/26	-	-	L, 25-48	45-Atlanta
1/12/27	-	-	L, 28-29	Athens
2/12/29	-	-	L, 21-45	Athens
1/16/31	-	-	L, 19-22	Athens
2/19/31	-	-	L, 18-31	Knoxville
1/9/32	-	-	W, 24-17	Knoxville
1/23/32	-	-	L, 19-38	Athens
1/11/36	-	-	W, 56-44	Knoxville
1/31/36	-	-	L, 24-30	Athens
2/26/37	-	-	W, 35-11	42-Knoxville
2/25/39	-	-	W, 35-29	Knoxville
2/24/40	-	-	W, 48-41	Athens
1/25/41	-	-	W, 46-23	Knoxville
2/1/41	-	-	L, 36-47	Athens
2/28/41	-	-	W, 41-39	42-Louisville
2/26/42	-	-	W, 62-50	42-Louisville
1/30/45	-	-	W, 42-26	Knoxville
2/12/45	-	-	W, 48-38	Athens
1/27/46	-	-	W, 46-33	Athens
2/11/46	-	-	W, 53-28	Knoxville
1/27/47	-	-	W, 48-33	Athens
2/8/47	-	-	W, 62-33	Knoxville
2/27/47	-	-	W, 58-45	42-Louisville
1/26/48	-	-	W, 70-64	Athens
2/7/48	-	-	W, 69-60	Knoxville
1/24/49	-	-	W, 61-59	Athens
2/4/49	-	-	W, 77-51	Knoxville
2/24/51	-	-	W, 74-62	Knoxville
1/28/52	-	-	W, 68-62	Athens
2/25/53	-	-	L, 86-87	Knoxville
1/6/54	-	-	L, 69-71	Athens
2/7/55	-	-	W, 97-81	Knoxville

12/1/55	-	-	W, 86-67	47-Knoxville
1/11/56	-	-	W, 62-59	Athens
2/2/57	-	-	W, 91-84	Knoxville
2/1/58	-	-	W, 82-79	Athens
1/31/59	-	-	W, 66-60	Knoxville
1/30/60	-	-	L, 62-69	Athens
2/4/61	-	-	W, 75-67	Knoxville
2/3/62	-	-	W, 87-84	Athens
2/2/63	-	-	W, 94-65	Knoxville
2/1/64	-	-	L, 67-79	Athens
1/18/65	-	-	W, 76-57	Athens
1/30/65	-	-	W, 83-49	Knoxville
2/7/66	-	-	W, 100-71	Knoxville
2/19/66	-	-	W, 83-69	Athens
1/14/67	-	-	W, 87-70	Athens
2/11/67	-	-	W, 68-36	Knoxville
1/13/68	5	-	W, 77-72	Knoxville
2/10/68	5	-	L, 43-61	Athens
1/11/69	-	-	W, 82-67	Knoxville
2/15/69	-	-	W, 57-55	Athens
1/10/70	12	-	L, 56-61	Athens
2/14/70	-	20	W, 57-55	Knoxville
1/9/71	17	-	W, 51-47	Knoxville
2/13/71	14	-	W, 64-61	Athens
1/15/72	-	-	W, 59-57	Athens
2/19/72	20	-	W, 71-68	Knoxville
1/13/73	-	-	W, 79-64	Knoxville
2/17/73	-	-	W, 85-71	Athens
2/2/74	-	-	W, 84-70	Knoxville
3/4/74	-	-	W, 97-89	Athens
2/1/75	18	-	W, 105-69	Athens
3/8/75	-	-	W, 95-74	Knoxville
1/3/76	12	-	W, 79-73	Athens
3/6/76	12	-	W, 86-70	Knoxville
2/1/77	11	-	W, 106-82	Knoxville
2/26/77	7	-	L, 76-83	Athens
1/21/78	-	-	L, 74-75	Knoxville
2/18/78	-	-	W, 77-72	Athens
1/13/79	-	-	L, 75-79	Athens
2/10/79	-	-	W, 87-81***	Knoxville
1/17/80	19	-	L, 54-55	Athens
2/21/80	-	-	W, 50-49	Knoxville
1/28/81	11	-	W, 72-67	Knoxville
2/25/81	10	-	L, 75-76*	Athens
1/27/82	15	-	W, 66-64	Athens
2/24/82	19	-	L, 63-64	Knoxville
1/3/83	8	-	W, 87-76	Knoxville
3/5/83	-	-	L, 59-74	Athens
3/12/83	-	-	L, 60-79	42-Birmingham
1/3/84	-	11	L, 57-71	Athens
3/4/84	-	-	L, 77-82	Knoxville
1/30/85	-	-	W, 80-79**	Athens
3/2/85	-	14	W, 86-85	Knoxville
3/7/85	-	17	L, 61-67	42-Birmingham
1/30/86	-	-	W, 78-77	Knoxville
1/1/86	-	-	L, 70-91	Athens
3/2/86	-	-	L, 55-60	Athens
2/28/87	-	-	W, 89-68	Knoxville
2/3/88	-	-	W, 92-81	Knoxville
3/5/88	-	-	L, 69-80	Athens
1/28/89	-	-	L, 73-74	Knoxville
3/1/89	-	-	W, 75-68	Athens
1/27/90	-	-	L, 77-85	Athens
2/28/90	-	25	W, 93-83	Knoxville
1/5/91	-	-	L, 86-107	Athens
2/6/91	-	-	L, 78-87	Knoxville
3/9/91	-	-	W, 85-65	42-Nashville
1/11/92	-	-	W, 78-76	Knoxville
3/4/92	-	-	W, 67-66	Athens
2/3/93	-	-	L, 60-77	Athens
3/6/93	-	-	W, 83-96	Knoxville
1/12/94	-	-	L, 63-67	Knoxville
2/12/94	-	-	L, 61-74	Athens
1/4/95	-	-	L, 56-57	Knoxville
2/11/95	-	-	L, 48-74	Athens
1/20/96	-	22	W, 67-62	Knoxville

2/3/96	-	-	L, 49-68	Athens
3/8/96	-	-	L, 63-74	42-New Orleans
1/29/97	-	-	L, 50-63	Knoxville
3/1/97	-	-	L, 55-69	Athens
2/4/98	-	-	W, 77-48	Knoxville
2/28/98	-	-	L, 72-77	Athens
1/20/99	-	-	W, 85-69	Knoxville
2/23/99	-	-	W, 75-65	Athens
2/9/00	9	-	W, 110-83	Knoxville
3/4/00	11	-	W, 83-66	Athens
1/27/01	6	-	L, 75-77**	Athens
2/21/01	22	-	L, 76-88	Knoxville
1/12/02	-	-	L, 70-73	Athens
3/2/02	-	16	W, 71-63*	Knoxville
1/22/03	-	19	L, 76-81*	Athens
2/8/03	-	17	W, 78-72	Knoxville
1/17/04	-	-	W, 89-65	Knoxville
2/21/04	-	-	L, 60-71	Athens
1/5/05	-	-	W, 72-65	Athens
3/5/05	-	-	W, 78-68	Knoxville
1/11/06	-	-	W, 89-76	Knoxville
2/11/06	11	-	W, 83-78	Athens
1/31/07	-	-	W, 82-71	Knoxville
3/3/07	-	-	W, 71-65	Athens
1/26/08	3	-	W, 85-69	Knoxville
2/16/08	4	-	W, 74-71	Athens
1/10/09	15	-	W, 86-77	Athens
2/11/09	-	-	W, 79-48	Knoxville
1/23/10	8	-	L, 63-78	Athens
2/17/10	20	-	W, 69-60	Knoxville
1/18/11	-	-	W, 59-57	Athens
2/19/11	-	-	L, 63-69	Knoxville
1/18/12	-	-	L, 53-57*	Athens
2/4/12	-	-	W, 73-62	Knoxville
2/6/13	-	-	L, 62-68	Knoxville
3/2/13	-	-	L, 68-78	Athens
2/18/14	-	-	W, 67-48	Knoxville
2/7/15	-	-	L, 53-56	Athens
1/13/16	-	-	L, 72-81	Athens

<b>GEORGIA STATE</b>				4-1
Date	AP Rank	Result	Site	
12/10/77	-	-	W, 84-62	Knoxville
12/13/84	-	-	L, 50-52	Knoxville
11/26/95	-	-	W, 74-59	Knoxville
12/1/96	-	-	W, 70-53	Knoxville
12/20/03	-	-	W, 87-71	Knoxville

<b>GEORGIA TECH</b>				42-28
Date	AP Rank	Result	Site	
2/19/21	-	-	W, 29-28	Atlanta
2/17/22	-	-	W, 26-14	Knoxville
1/21/28	-	-	L, 26-31	Atlanta
2/13/28	-	-	L, 25-42	Knoxville
2/13/29	-	-	W, 30-25	Atlanta
1/22/30	-	-	W, 33-28	Knoxville
1/22/31	-	-	L, 29-49	Atlanta
2/10/31	-	-	L, 25-32	Knoxville
2/4/33	-	-	L, 23-37	Atlanta
2/13/33	-	-	W, 33-26	Knoxville
2/24/33	-	-	W, 30-24	42-Atlanta
1/31/34	-	-	W, 35-25	Atlanta
2/12/34	-	-	W, 23-21	Knoxville
1/16/35	-	-	W, 36-26	Atlanta
2/18/35	-	-	W, 34-31	Knoxville
1/17/36	-	-	L, 30-33	Atlanta
2/24/36	-	-	W, 33-21	Knoxville
2/28/40	-	-	W, 55-43	42-Knoxville
1/27/45	-	-	W, 44-26	Knoxville
2/10/45	-	-	L, 49-53	Atlanta
3/3/45	-	-	W, 41-37	42-Louisville
1/26/46	-	-	W, 49-27	Atlanta
2/9/46	-	-	L, 34-38	Knoxville
1/20/47	-	-	L, 43-48	Atlanta
2/7/47	-	-	W, 40-28	Knoxville
1/24/48	-	-	W, 59-57	Atlanta

2/6/48	-	-	W, 49-46	Knoxville
1/22/49	-	-	W, 63-56	Atlanta
2/5/49	-	-	L, 71-72*	Knoxville
1/21/50	17	-	L, 57-68	Atlanta
2/4/50	-	-	W, 69-56	Knoxville
3/2/50	-	-	W, 63-56	42-Louisville
2/3/51	-	-	L, 57-71	Knoxville
2/21/51	-	-	L, 64-74	Atlanta
1/26/52	-	-	W, 69-56	Knoxville
2/20/52	-	-	W, 83-81	Atlanta
1/17/53	-	-	W, 89-67	Knoxville
2/16/53	-	-	W, 82-79	Atlanta
1/30/54	-	-	W, 68-61	Atlanta
2/22/54	-	-	W, 69-57	Knoxville
1/29/55	-	-	W, 79-58	Knoxville
2/21/55	18	-	L, 77-83	Atlanta
1/28/56	-	-	L, 72-73	Atlanta
2/20/56	-	-	W, 76-74	Knoxville
1/26/57	-	-	L, 77-84	Knoxville
2/19/57	-	-	L, 85-87	Atlanta
1/25/58	16	-	L, 79-82	Atlanta
2/18/58	20	-	W, 84-65	Knoxville
1/24/59	-	-	W, 84-71	Knoxville
2/17/59	-	-	L, 49-59	Atlanta
1/23/60	6	-	L, 69-74	Atlanta
2/16/60	-	-	W, 57-56	Knoxville
1/28/61	-	-	W, 65-60	Knoxville
2/21/61	-	-	L, 59-60	Atlanta
1/27/62	-	-	L, 65-66	Knoxville
2/20/62	-	-	L, 50-67	Atlanta
1/26/63	7	-	L, 69-73	Atlanta
2/19/63	-	-	L, 60-72	Knoxville
1/27/64	-	-	W, 83-63	Knoxville
2/18/64	-	-	L, 45-47	Atlanta
12/7/64	-	-	W, 66-52	Atlanta
1/23/65	-	-	W, 55-48	Knoxville
1/22/66	-	-	W, 83-48	Knoxville
2/28/66	-	-	W, 58-47	Atlanta
2/11/67	-	-	W, 59-48	Knoxville
2/20/68	-	-	W, 71-69	Atlanta
12/17/68	-	-	W, 72-59	Knoxville
12/15/02	-	-	W, 70-69	48-Atlanta
2/7/04	-	15	L, 62-77	Knoxville
11/16/15	-	-	L, 67-69	Atlanta

<b>GONZAGA</b>				1-3
Date	AP Rank	Result	Site	
12/29/07	11	-	W, 82-72	53-Seattle
11/30/08	12	9	L, 74-83	54-Orlando
1/7/09	15	-	L, 79-89*	Knoxville
12/19/15	-	-	L, 79-86	53-Seattle

<b>GUILFORD</b>				0-1
Date	AP Rank	Result	Site	
2/22/11	-	-	L, 39-46	Greensboro

<b>HARDIN SIMMONS</b>				1-0
Date	AP Rank	Result	Site	
12/20/83	-	-	W, 75-58	Knoxville

<b>HARVARD</b>				1-0
Date	AP Rank	Result	Site	
12/14/74	-	-	W, 84-59	38-Knoxville

<b>HAWAII</b>				2-1
Date	AP Rank	Result	Site	
12/29/65	-	-	W, 88-41	28-Honolulu
12/29/83	-	-	L, 60-73	28-Honolulu
12/30/00	6	-	W, 69-58	28-Honolulu

<b>HOLY CROSS</b>				0-1
Date	AP Rank	Result	Site	
12/28/60	-	-	L, 67-68	18-Miami

<b>HOUSTON</b>				3-2
Date	AP Rank	Result	Site	
12/5/70	-	17	W, 79-58	Knoxville
12/29/70	10	-	L, 65-68	35-Los Angeles
12/4/71	-	7	L, 65-67	Houston
12/23/94	-	-	W, 74-58	Houston
12/19/95	-	-	W, 69-49	Knoxville

<b>IDAHO STATE</b>				1-0
Date	AP Rank	Result	Site	
11/24/84	-	-	W, 65-59	16-Anchorage

<b>ILLINOIS</b>				2-1
Date	AP Rank	Result	Site	
12/15/67	-	-	W, 66-42	38-Knoxville
12/10/85	-	10	W, 54-51	Knoxville
1/17/88	-	20	L, 79-103	Champaign

<b>ILLINOIS STATE</b>				0-1
Date	AP Rank	Result	Site	
3/12/98	-	-	L, 81-82*	1-Sacramento

<b>INDIANA</b>				0-4
Date	AP Rank	Result	Site	
3/18/67	8	-	L, 44-51	1-Evanston
3/15/74	-	10	L, 71-73	43-St. Louis
12/28/79	-	10	L, 68-70	8-San Diego
3/27/85	-	-	L, 67-74	2-New York City

<b>IONA</b>				2-0
Date	AP Rank	Result	Site	
12/19/80	-	-	W, 80-54	38-Knoxville
12/29/90	-	-	W, 93-77	28-Honolulu

<b>IOWA</b>				1-2
Date	AP Rank	Result	Site	
12/27/67	4	-	L, 59-64	21-Los Angeles
12/20/77	-	-	L, 86-92	30-Las Vegas
12/29/00	6	23	W, 80-68	28-Honolulu
3/19/14	-	-	W, 78-65*	1-Dayton

<b>IOWA STATE</b>				1-1
Date	AP Rank	Result	Site	
12/4/68	20	-	L, 66-72	Knoxville
12/3/77	-	-	W, 81-76	15-Tempe

<b>JOHNSON BIBLE COLLEGE</b>				4-0
Date	AP Rank	Result	Site	
12/7/13	-	-	W, 45-17	Knoxville
1/23/15	-	-	W, 80-19	Knoxville
1/8/16	-	-	W, 43-20	Knoxville
1921	-	-	W, 21-10	Knoxville

<b>KANSAS</b>				1-2
Date	AP Rank	Result	Site	
1/3/09	14	-	L, 85-92	Lawrence
1/10/10	16	1	W, 76-68	Knoxville
11/28/14	-	11	L, 67-82	54-Orlando

<b>KANSAS STATE</b>				1-0
Date	AP Rank	Result	Site	
12/6/14	-	-	W, 65-64	60-Knoxville

<b>KENNESAW STATE</b>				1-0
Date	AP Rank	Result	Site	
11/9/12	-	-	W, 76-67	Knoxville

<b>KENT STATE</b>				1-0
Date	AP Rank	Result	Site	
11/29/90	-	-	W, 93-69	Knoxville

OUTLOOK

PLAYERS

STAFF

REVIEW

RESULTS

RECORDS

HONORS

POSTSEASON

VOLTMANAC

MEDIA INFO



# SERIES RESULTS

## KENTUCKY 68-152

at Knoxville: 48-52

at Lexington: 16-89

Neutral: 4-11

SEC Tournament: 4-11

**Biggest Win:** 30 pts (88-58, Feb. 16, 2013 at Knoxville)

**Biggest Loss:** 61 pts (40-101, March 12, 1993 at Lexington)

**Longest Winning Streak:** 5 games (two times, Feb. 15, 1975 - March 5, 1977 and Feb. 23, 1916 - March 3, 1917)

**Longest Losing Streak:** 20 games (Feb. 11, 1950 - Jan. 16, 1960)

**Current Streak:** Kentucky 1 game

Date	AP Rank	Result	Site
2/16/10	-	L, 5-20	Lexington
2/7/12	-	L, 15-27	Lexington
2/11/14	-	L, 14-20	Lexington
2/12/14	-	L, 18-20	Lexington
2/5/15	-	W, 36-21	Knoxville
2/6/15	-	W, 27-22	Knoxville
2/17/15	-	L, 13-22	Lexington
2/18/15	-	L, 18-20	Lexington
2/23/16	-	W, 28-17	Lexington
2/9/17	-	W, 23-20	Lexington
2/10/17	-	W, 22-19	Lexington
3/2/17	-	W, 27-26	Knoxville
3/3/17	-	W, 30-10	Knoxville
2/7/18	-	L, 26-33	Lexington
2/8/18	-	L, 12-40	Lexington
3/1/18	-	L, 18-29	Knoxville
3/2/18	-	L, 20-32	Knoxville
2/7/19	-	W, 40-22	Knoxville
2/28/19	-	L, 14-30	Lexington
2/5/20	-	W, 29-24	Lexington
2/7/20	-	W, 27-26	Lexington
2/27/20	-	W, 28-25	Knoxville
2/28/20	-	L, 25-36	Knoxville
1/20/23	-	W, 30-26	Knoxville
2/10/23	-	W, 28-23	Lexington
1/18/24	-	W, 20-13	Knoxville
2/9/25	-	L, 22-35	Knoxville
2/18/25	-	L, 21-26	Lexington
2/12/26	-	L, 17-51	Knoxville
2/18/26	-	L, 21-27	Lexington
1/21/27	-	W, 19-14	Knoxville
2/19/27	-	W, 30-21	Lexington
1/21/28	-	L, 18-48	Lexington
2/9/28	-	L, 16-43	Knoxville
1/17/29	-	L, 29-35	Knoxville
1/19/29	-	L, 22-27	Lexington
1/18/30	-	L, 20-23	Lexington
1/31/30	-	W, 29-24*	Knoxville
1/10/31	-	L, 23-31	Lexington
1/31/31	-	L, 32-36*	Knoxville
1/16/32	-	L, 28-29	Knoxville
2/13/32	-	L, 27-41	Lexington
1/14/33	-	L, 21-42	Knoxville
1/28/33	-	L, 23-44	Lexington
1/13/34	-	L, 23-44	Knoxville
1/27/34	-	L, 26-53	Lexington
1/26/35	-	L, 21-48	Lexington
2/16/35	-	L, 36-38	Knoxville
1/25/36	-	L, 31-40	Lexington
2/15/36	-	W, 39-28	Knoxville
2/29/36	-	W, 39-28	42-Knoxville
1/23/37	-	L, 26-43	Lexington
2/13/37	-	W, 26-24	Knoxville
3/1/37	-	L, 25-39	42-Knoxville
1/22/38	-	L, 27-52	Lexington
2/26/38	-	L, 26-29	Knoxville
1/21/39	-	W, 30-29	Lexington
2/18/39	-	L, 34-36**	Knoxville
3/4/39	-	L, 38-46	42-Knoxville

1/20/40	-	L, 26-35	Lexington
2/17/40	-	W, 27-23	Knoxville
3/1/40	-	L, 29-30**	42-Knoxville
1/18/41	-	W, 32-22	Knoxville
2/15/41	-	L, 28-37	Lexington
3/1/41	-	W, 36-33	42-Louisville
1/17/42	-	W, 46-40	Knoxville
2/14/42	-	L, 33-36	Lexington
1/16/43	-	L, 28-30	Knoxville
2/13/43	-	L, 29-53	Lexington
2/27/43	-	W, 33-30	42-Louisville
1/20/45	-	W, 35-34	Knoxville
2/17/45	-	L, 34-40	Lexington
3/3/45	-	L, 35-39	42-Louisville
1/19/46	-	L, 32-50	Knoxville
2/16/46	-	L, 34-54	Lexington
1/18/47	-	L, 39-54	Knoxville
2/15/47	-	L, 46-61	Lexington
1/17/48	-	L, 54-65	Knoxville
2/14/48	-	L, 42-69	Lexington
3/6/48	-	L, 47-70	42-Louisville
1/15/49	-	L, 51-66	Knoxville
2/8/49	-	L, 56-71	Lexington
3/5/49	-	L, 44-83	42-Louisville
1/14/50	-	W, 66-53	Knoxville
2/11/50	-	L, 52-79	Lexington
3/4/50	-	L, 58-95	42-Louisville
1/20/51	-	L, 45-70	Knoxville
2/17/51	-	L, 61-86	Lexington
1/19/52	-	L, 56-65	Knoxville
2/16/52	-	L, 40-95	Lexington
3/1/52	-	L, 66-81	42-Louisville
1/23/54	-	L, 71-97	Knoxville
2/18/54	-	L, 63-90	Lexington
1/22/55	-	L, 66-84	Knoxville
3/5/55	-	L, 61-104	Lexington
1/21/56	-	L, 68-95	Knoxville
3/3/56	-	L, 77-101	Lexington
1/19/57	-	L, 72-97	Knoxville
3/2/57	-	L, 75-93	Lexington
1/18/58	13	L, 68-77	Lexington
3/1/58	-	L, 66-77	Knoxville
1/17/59	-	L, 58-79	Lexington
2/28/59	-	L, 56-69	Knoxville
1/16/60	-	L, 68-78	Knoxville
2/27/60	-	W, 65-63	Lexington
1/21/61	-	L, 54-83	Lexington
3/4/61	-	L, 61-68	Knoxville
12/22/61	-	L, 69-96	19-Lexington
1/15/62	-	L, 82-95	Knoxville
3/10/62	-	L, 59-90	Lexington
1/19/63	-	W, 78-69	Lexington
3/2/63	-	W, 63-55	Knoxville
1/18/64	-	L, 57-66	Lexington
2/29/64	-	L, 38-42	Knoxville
1/16/65	-	W, 77-58	Knoxville
2/27/65	-	L, 60-61	Lexington
2/26/66	-	L, 64-78	Lexington
3/5/66	-	L, 69-62	Knoxville
1/23/67	-	W, 52-50**	Lexington
2/13/67	-	W, 76-57	Knoxville
1/22/68	4	W, 87-59	Knoxville
2/12/68	5	L, 59-60	Lexington
1/18/69	-	L, 66-69	Knoxville
3/8/69	-	L, 69-84	Lexington
1/17/70	-	L, 52-68	Lexington
3/7/70	-	L, 69-86	Knoxville
1/16/71	18	L, 75-71	Knoxville
3/6/71	14	L, 78-84	Lexington
1/22/72	19	L, 70-72	Lexington
3/9/72	-	L, 66-67	Knoxville
1/20/73	-	W, 65-64	Knoxville
3/8/73	-	L, 81-86	Lexington
1/14/74	-	W, 67-54	Knoxville
2/16/74	-	L, 58-61	Lexington
1/13/75	18	L, 82-88	Lexington

2/15/75	-	W, 103-98	Knoxville
1/10/76	9	W, 90-88*	Lexington
2/7/76	8	W, 92-85	Knoxville
1/12/77	-	W, 71-67*	Lexington
3/5/77	11	W, 81-79	Knoxville
2/15/78	-	L, 77-90	Lexington
2/25/78	-	L, 57-68	Knoxville
1/20/79	-	W, 66-55	Lexington
2/17/79	-	W, 101-84	Knoxville
3/3/79	-	W, 75-69*	42-Birmingham
1/5/80	-	W, 49-47	Knoxville
2/2/80	-	L, 75-83	Lexington
1/10/81	13	L, 47-48	Lexington
2/7/81	10	W, 87-71	Knoxville
1/9/82	-	L, 70-66	Knoxville
2/6/82	16	L, 67-77	Lexington
1/31/83	-	W, 65-63	Knoxville
2/27/83	20	L, 61-69	Lexington
1/30/84	-	L, 74-93	Lexington
2/27/84	-	L, 63-58	Knoxville
1/27/85	-	W, 81-65	Knoxville
2/28/85	-	L, 67-92	Lexington
1/25/86	-	L, 57-74	Lexington
2/27/86	-	L, 60-62	Knoxville
1/10/87	-	W, 75-68	Knoxville
2/11/87	-	L, 84-91*	Lexington
1/16/88	-	L, 65-83	Lexington
2/17/88	-	W, 72-70	Knoxville
1/21/89	18	L, 65-66	Knoxville
2/22/89	-	L, 71-76	Lexington
1/20/90	-	L, 83-95	Lexington
2/21/90	-	W, 102-100	Knoxville
1/12/91	-	L, 74-78	Knoxville
2/13/91	-	L, 74-85	Lexington
1/21/92	-	W, 107-85	Knoxville
3/7/92	-	L, 88-99	Lexington
1/9/93	-	L, 70-84	Lexington
2/24/93	-	W, 78-77	Knoxville
3/12/93	-	L, 40-101	42-Lexington
1/15/94	-	L, 74-93	Lexington
2/23/94	-	L, 73-77	Knoxville
1/25/95	-	L, 50-69	Lexington
2/8/95	-	L, 48-68	Knoxville
1/13/96	-	L, 44-61	Lexington
2/17/96	-	L, 50-90	Lexington
1/4/97	-	L, 40-74	Lexington
2/25/97	-	L, 64-74	Knoxville
1/24/98	-	L, 67-85	Knoxville
2/11/98	-	L, 74-80	Lexington
1/12/99	-	W, 47-46	Lexington
2/28/99	-	L, 75-68	Knoxville
2/1/00	6	L, 68-81	Lexington
2/23/00	7	L, 74-67	Lexington
1/16/01	4	L, 74-84	Lexington
2/14/01	15	L, 95-103	Knoxville
2/6/02	-	W, 76-74*	Knoxville
2/19/02	-	L, 61-64	Lexington
1/8/03	-	L, 71-74	Knoxville
2/26/03	-	L, 68-80	Lexington
1/20/04	-	L, 68-69*	Knoxville
2/25/04	-	L, 60-92	Lexington
1/25/05	-	L, 62-84	Knoxville
3/2/05	-	L, 61-73	Lexington
3/11/05	-	L, 62-76	42-Atlanta
2/7/06	11	W, 75-67	Lexington
3/1/06	11	L, 78-80	Knoxville
1/28/07	-	L, 57-76	Lexington
2/13/07	-	W, 89-85	Knoxville
1/22/08	3	L, 66-72	Lexington
3/2/08	1	W, 63-60	Knoxville
1/13/09	24	L, 72-90	Knoxville
2/21/09	-	L, 58-77	Lexington
2/13/10	12	L, 62-73	Lexington
2/27/10	19	L, 74-65	Knoxville
3/13/10	15	L, 45-74	42-Nashville
2/8/11	-	L, 61-73	Lexington





3/6/11	-	20	L	58-64	Knoxville
1/14/12	-	2	L	62-65	Knoxville
1/31/12	-	1	L	44-69	Lexington
1/15/13	-	-	L	65-75	Lexington
2/16/13	-	25	W	88-58	Knoxville
1/18/14	-	13	L	66-74	Lexington
2/17/15	-	1	L	48-66	Knoxville
2/2/16	-	10	W	84-77	Knoxville
2/18/16	-	24	L	70-80	Lexington

**KENTUCKY WESLEYAN** 1-2

Date	AP Rank	Result	Site	
2/5/26	-	-	W, 28-19	Knoxville
2/19/26	-	-	L, 26-40	Owensboro
12/10/55	-	-	L, 72-80	Knoxville

**KING** 3-0

Date	AP Rank	Result	Site	
1/13/22	-	-	W, 24-17	Knoxville
1/31/33	-	-	W, 43-21	Knoxville
12/30/39	-	-	W, 54-17	Knoxville

**LAFAYETTE** 2-0

Date	AP Rank	Result	Site	
12/9/80	-	-	W, 72-42	Knoxville
12/27/84	-	-	W, 77-58	Knoxville

**LAMBUTH** 0-1

Date	AP Rank	Result	Site	
12/19/35	-	-	L, 28-29	Jackson

**LA SALLE** 2-0

Date	AP Rank	Result	Site	
12/20/69	8	-	W, 55-47	38-Knoxville
12/17/76	-	-	W, 92-85	38-Knoxville

**LINCOLN MEMORIAL (LMU)** 17-0

Date	AP Rank	Result	Site	
1/7/25	-	-	W, 32-14	Knoxville
1/1/32	-	-	W, 42-17	Knoxville
12/17/32	-	-	W, 41-18	Knoxville
12/17/34	-	-	W, 52-16	Knoxville
12/7/37	-	-	W, 27-14	Knoxville
12/5/38	-	-	W, 37-35	Knoxville
1/2/40	-	-	W, 39-32	Knoxville
12/9/41	-	-	W, 60-15	Knoxville
12/2/44	-	-	W, 63-28	Knoxville
12/8/45	-	-	W, 63-18	Knoxville
12/2/46	-	-	W, 60-24	Knoxville
12/2/47	-	-	W, 56-41	Knoxville
11/29/48	-	-	W, 58-43	Harrogate
11/30/49	-	-	W, 67-59	Harrogate
12/7/50	-	-	W, 98-61	Harrogate
11/29/51	-	-	W, 78-58	Harrogate

**LIPSCOMB** 2-0

Date	AP Rank	Result	Site	
12/1/54	-	-	W, 95-38	Knoxville
12/29/05	-	-	W, 69-58	Knoxville

**LONG BEACH STATE** 1-0

Date	AP Rank	Result	Site	
3/16/07	25	-	W, 121-86	1-Columbus

**LONG ISLAND** 2-3

Date	AP Rank	Result	Site	
1/27/37	-	-	L, 24-30	New York City
12/30/41	-	-	W, 36-33	33-New Orleans
12/25/45	-	-	L, 43-45	New York City
12/21/46	-	-	L, 32-42	New York City
11/26/99	17	-	W, 86-47	Knoxville

**LOUISIANA-LAFAYETTE** 8-1  
(AS SOUTHWESTERN LOUISIANA)

Date	AP Rank	Result	Site	
12/3/66	-	-	W, 67-52	Knoxville

3/12/82	-	-	W, 61-57	1-Indianapolis
3/20/85	-	-	W, 73-72	2-Knoxville
12/27/85	-	-	L, 78-79**	33-New Orleans
<i>(AS LOUISIANA-LAFAYETTE)</i>				
3/17/00	11	-	W, 63-58	1-Birmingham
11/22/05	-	-	W, 83-76	Knoxville
11/27/06	-	-	W, 77-67	Lafayette
11/30/07	11	-	W, 98-70	Knoxville
12/29/08	14	-	W, 89-62	Knoxville

**LOUISIANA-MONROE (ULM)** 1-0

Date	AP Rank	Result	Site	
11/16/11	-	-	W, 85-62	Knoxville

**LSU** 64-45

at Knoxville: 30-17  
at Baton Rouge: 26-24

**Neutral:** 8-4  
**SEC Tournament:** 7-4  
**Biggest Win:** 35 pts (93-58, Jan. 6, 1999 at Knoxville)  
**Biggest Loss:** 36 pts (59-95, Jan. 31, 1953 at Baton Rouge)  
**Longest Winning Streak:** 11 games (Jan. 11, 1964 - Feb. 24, 1969)  
**Longest Losing Streak:** 8 games (Jan. 9, 1978 - Feb. 21, 1981)  
**Current Streak:** LSU 1 game

Date	AP Rank	Result	Site	
2/25/33	-	-	L, 43-55	42-Atlanta
2/25/34	-	-	W, 42-35	42-Atlanta
2/27/43	-	-	W, 52-34	42-Louisville
2/27/48	-	-	W, 56-48	Memphis
2/21/49	-	-	W, 81-72	Knoxville
2/20/50	-	-	W, 67-65	Baton Rouge
3/4/50	-	-	W, 81-79	42-Louisville
1/15/51	-	-	L, 61-68	Baton Rouge
2/2/52	-	-	W, 82-68	Knoxville
1/31/53	11	L	W, 59-95	Baton Rouge
1/16/54	16	L	W, 62-75	Knoxville
1/15/55	-	-	W, 76-68	Baton Rouge
1/16/56	-	-	W, 91-82	Baton Rouge
1/14/57	16	-	L, 61-62	Baton Rouge
12/21/57	-	-	W, 63-62	9-Charlotte
1/13/58	-	-	W, 75-53	Knoxville
1/12/59	17	-	W, 65-58	Baton Rouge
1/1/60	-	-	W, 103-79	Knoxville
1/14/61	-	-	L, 60-72	Baton Rouge
1/13/62	-	-	L, 61-73	Knoxville
1/12/63	-	-	L, 60-61	Baton Rouge
1/11/64	-	-	W, 62-58	Knoxville
1/11/65	-	-	W, 58-54	Baton Rouge
3/6/65	-	-	W, 83-60	Knoxville
1/31/66	-	-	W, 87-59	Knoxville
2/14/66	-	-	W, 74-64	Baton Rouge
2/6/67	-	-	W, 76-59	Baton Rouge
3/4/67	8	-	W, 87-60	Knoxville
2/5/68	6	-	W, 87-67	Baton Rouge
3/2/68	-	-	W, 74-71	Knoxville
2/27/69	-	-	W, 81-68	Baton Rouge
2/24/69	17	-	W, 87-63	Baton Rouge
1/26/70	-	-	L, 59-71	Baton Rouge
2/23/70	-	-	W, 88-87	Knoxville
1/25/71	8	-	L, 70-80	Baton Rouge
2/22/71	13	-	W, 88-67	Knoxville
1/31/72	-	-	L, 62-63	Knoxville
2/28/72	-	-	W, 78-66	Baton Rouge
1/29/73	-	-	W, 73-71	Baton Rouge
2/26/73	-	-	L, 74-78	Knoxville
1/28/74	-	-	W, 57-52	Baton Rouge
3/2/74	-	-	W, 100-80	Knoxville
1/27/75	-	-	W, 99-79	Knoxville
3/1/75	-	-	L, 87-94	Baton Rouge
1/26/76	10	-	W, 105-92	Baton Rouge
2/23/76	9	-	W, 80-71	Knoxville

1/15/77	-	-	W, 108-102	Baton Rouge
2/12/77	11	-	W, 91-64	Knoxville
1/9/78	-	-	L, 87-121	Baton Rouge
2/6/78	-	-	L, 86-101	Knoxville
1/24/79	-	9	L, 75-77	Baton Rouge
1/29/79	-	9	L, 78-84	Knoxville
1/19/80	20	14	L, 74-75	Knoxville
2/16/80	-	6	L, 66-73	Baton Rouge
1/24/81	8	5	L, 63-80	Baton Rouge
2/21/81	8	4	L, 65-66	Knoxville
1/23/82	20	-	W, 77-67	Knoxville
2/20/82	-	-	W, 54-53	Baton Rouge
1/10/83	12	-	W, 59-58	Baton Rouge
2/7/83	-	-	W, 66-63	Knoxville
3/11/83	-	-	W, 74-71*	42-Birmingham
1/10/84	-	11	W, 70-69	Knoxville
2/6/84	-	14	L, 59-61*	Baton Rouge
1/12/85	-	-	L, 65-75	Baton Rouge
2/14/85	-	-	L, 82-87	Knoxville
1/11/86	-	8	W, 88-77	Knoxville
2/12/86	-	-	L, 50-75	Baton Rouge
1/8/87	-	-	L, 78-79	Knoxville
2/7/87	-	-	L, 58-60	Baton Rouge
1/13/88	-	-	L, 51-52	Knoxville
2/13/88	-	-	L, 73-92	Baton Rouge
1/11/89	17	-	W, 100-96	Knoxville
2/11/89	-	-	L, 106-122	Baton Rouge
3/10/89	-	-	W, 95-77	42-Knoxville
1/8/90	-	11	L, 94-111	Baton Rouge
2/10/90	-	11	L, 113-119	Knoxville
1/22/91	-	16	W, 92-89	Knoxville
2/23/91	-	19	L, 87-119	Baton Rouge
2/19/92	-	-	L, 82-97	Baton Rouge
3/13/92	-	23	L, 89-99	42-Birmingham
2/20/93	-	-	L, 74-81	Knoxville
2/5/94	-	-	L, 83-84	Baton Rouge
2/14/95	-	-	L, 52-56	Knoxville
2/4/96	-	-	W, 73-65	Baton Rouge
1/19/97	-	-	W, 66-52	Knoxville
1/31/98	-	-	W, 72-65	Baton Rouge
3/5/98	-	-	W, 73-62	42-Atlanta
1/6/99	-	-	W, 93-58	Knoxville
1/8/00	15	21	W, 64-59	Baton Rouge
3/3/01	-	-	W, 78-71	Knoxville
1/30/02	-	-	W, 61-58	Baton Rouge
3/1/03	-	-	L, 67-88	Knoxville
2/4/04	-	-	L, 67-84	Baton Rouge
2/5/05	-	-	W, 77-55	Knoxville
1/14/06	-	-	L, 74-88	Baton Rouge
2/6/07	-	-	W, 70-67	Knoxville
3/8/07	22	-	L, 67-76*	42-Atlanta
2/9/08	7	-	W, 47-45	Baton Rouge
1/28/09	-	-	L, 73-79	Knoxville
2/4/10	14	-	W, 59-54	Baton Rouge
3/11/10	15	-	W, 59-49	42-Nashville
1/26/11	-	-	W, 75-53	Knoxville
2/29/12	-	-	W, 74-69*	Baton Rouge
2/19/13	-	-	W, 82-72	Knoxville
1/7/14	-	-	W, 68-50	Baton Rouge
2/14/15	-	-	L, 55-73	Knoxville
3/4/15	-	-	W, 78-63	Baton Rouge
2/20/16	-	-	W, 81-65	Knoxville
3/11/16	-	-	L, 75-84	42-Nashville

**LOUISIANA TECH** 3-1

Date	AP Rank	Result	Site	
12/20/57	-	-	L, 61-68	9-Charlotte
12/17/65	-	-	W, 71-55	17-Shreveport
12/17/83	-	-	W, 71-61	38-Knoxville
12/3/86	-	-	W, 63-56	Knoxville



# SERIES RESULTS

LOUISVILLE				7-12
Date	AP Rank	Result	Site	
2/19/13	-	W, 24-16	Louisville	
2/14/14	-	W, 32-17	Louisville	
2/19/15	-	W, 30-27	Louisville	
2/20/15	-	W, 20-15	Louisville	
2/24/16	-	W, 25-20	Louisville	
2/16/22	-	W, 28-22	Knoxville	
2/10/27	-	L, 26-28	Knoxville	
2/2/28	-	L, 29-49	Knoxville	
1/2/50	-	L, 63-74	Louisville	
12/23/50	-	L, 61-73	Louisville	
12/2/78	-	L, 61-82	Louisville	
12/8/79	-	L, 75-77	Knoxville	
3/20/83	-	L, 57-70	1-Evansville	
3/29/85	-	W, 100-84	2-New York City	
12/20/01	-	L, 72-73	Louisville	
1/25/03	-	L, 69-72	Knoxville	
1/25/04	-	L, 62-65	Knoxville	
1/22/05	-	L, 62-85	Louisville	
3/27/08	5	L, 60-79	1-Charlotte	

LOYOLA (NEW ORLEANS)				3-0
Date	AP Rank	Result	Site	
1/8/49	-	W, 73-57	Knoxville	
2/18/50	-	W, 62-39	New Orleans	
1/27/51	-	W, 64-60	Knoxville	

MANHATTAN				1-0
Date	AP Rank	Result	Site	
12/27/71	-	W, 76-70	27-Philadelphia	

MARQUETTE				3-5
Date	AP Rank	Result	Site	
12/5/72	14	5	L, 30-56	Milwaukee
12/5/73	-	7	L, 65-67	Knoxville
3/18/83	-	W, 57-56	1-Evansville	
12/13/86	-	L, 56-63	Milwaukee	
12/3/87	-	W, 82-56	Knoxville	
11/21/01	-	L, 74-85	16-Anchorage	
12/16/08	16	24	W, 80-68	55-Nashville
11/30/14	-	L, 59-67	54-Orlando	

MARSHALL				7-3
Date	AP Rank	Result	Site	
2/1/37	-	W, 33-31	Knoxville	
2/5/38	-	L, 31-34	Knoxville	
2/4/39	-	W, 42-41	Knoxville	
2/3/40	-	L, 40-47	Knoxville	
1/2/41	-	W, 33-22	Knoxville	
1/6/41	-	L, 29-33	Huntington	
1/31/42	-	W, 48-37	Knoxville	
1/6/45	-	W, 48-40	Knoxville	
1/5/46	-	W, 44-31	Knoxville	
11/19/15	-	W, 84-74	Knoxville	

MARYLAND				2-2
Date	AP Rank	Result	Site	
12/5/49	-	W, 61-40	Knoxville	
12/20/63	-	W, 70-59	37-Blacksburg	
3/8/80	-	8	L, 75-86	1-Greensboro
11/25/84	-	L, 49-72	16-Anchorage	

MARYVILLE COLLEGE				26-10-1
Date	AP Rank	Result	Site	
1/9/10	-	W, 30-28	Maryville	
1/12/10	-	L, 28-35	Knoxville	
3/1/10	-	W, 19-16	Maryville	
1/14/11	-	W, 36-28	Maryville	
2/11/11	-	W, 41-24	Knoxville	
2/27/11	-	W, 33-29	Maryville	
12/16/11	-	W, 53-18	Knoxville	
1/11/13	-	W, 37-28	Knoxville	
1/17/14	-	W, 49-16	Maryville	
2/21/14	-	W, 36-15	Knoxville	
2/23/14	-	W, 40-19	Maryville	

1/20/17	-	L, 15-23	Knoxville	
2/27/17	-	W, 31-17	Knoxville	
3/5/17	-	W, 30-23	Maryville	
1/26/18	-	W, 28-19	Knoxville	
1/29/18	-	T, 20-20	Maryville	
2/19/19	-	L, 18-21	Knoxville	
1/23/20	-	W, 43-23	Knoxville	
1/30/20	-	L, 11-23	Maryville	
2/5/21	-	W, 35-30	Knoxville	
2/10/21	-	W, 32-17	Knoxville	
1/8/23	-	W, 18-15	Knoxville	
2/24/23	-	W, 23-21	Knoxville	
1/12/24	-	W, 26-17	Knoxville	
2/12/24	-	L, 18-20	Maryville	
2/25/24	-	W, 30-25	Knoxville	
1/14/25	-	W, 16-13	Knoxville	
1/23/25	-	L, 21-28	Maryville	
2/24/25	-	W, 34-15	Knoxville	
1/14/26	-	W, 37-22	Knoxville	
1/25/26	-	L, 28-29	Maryville	
1/10/27	-	L, 22-23	Knoxville	
1/24/27	-	L, 19-24	Maryville	
1/14/28	-	L, 20-25	Knoxville	
1/22/29	-	W, 30-23	Knoxville	
1/11/30	-	W, 36-25	Knoxville	
1/24/31	-	W, 40-27	Knoxville	

MASSACHUSETTS (UMASS)				4-0
Date	AP Rank	Result	Site	
2/5/03	-	W, 71-45	Knoxville	
1/3/04	-	W, 74-66	Amherst	
11/18/12	-	W, 83-69	57-Bayamon	
3/21/14	-	W, 86-67	1-Raleigh	

MEMPHIS				14-11
Date	AP Rank	Result	Site	
<i>(AS MEMPHIS STATE)</i>				
12/28/69	6	-	W, 72-51	4-Oklahoma City
12/29/88	19	-	W, 76-74	Knoxville
11/25/89	-	24	L, 72-91	40-Memphis
3/14/90	-	W, 73-71	2-Memphis	
11/27/90	-	L, 72-74	2-Knoxville	
12/14/91	-	W, 65-64	Memphis	
12/6/92	-	8	W, 70-59	Knoxville
12/2/93	-	L, 64-83	Memphis	
<i>(AS UNIVERSITY OF MEMPHIS)</i>				
12/17/94	-	L, 46-50	Knoxville	
12/16/95	-	6	L, 55-57	Memphis
12/15/96	-	W, 57-47	Knoxville	
12/20/97	-	W, 68-66	Memphis	
12/2/98	-	W, 68-67	Knoxville	
12/18/99	13	-	W, 74-69	Memphis
12/5/00	6	-	W, 86-76	Knoxville
12/15/01	-	L, 69-71	Memphis	
1/18/06	-	4	L, 79-88	Memphis
12/6/06	-	16	W, 76-58	Knoxville
2/23/08	2	1	W, 66-62	Memphis
1/24/09	-	22	L, 52-54	Knoxville
12/31/10	14	-	W, 66-59	Memphis
1/5/11	-	21	W, 104-84	Knoxville
11/22/11	-	8	L, 97-99**	49-Maui
1/4/12	-	L, 51-69	Memphis	
1/4/13	-	L, 80-85	Knoxville	

MERCER				3-4
Date	AP Rank	Result	Site	
2/7/13	-	L, 18-24	Macon	
2/18/21	-	L, 20-28	Macon	
1/26/24	-	L, 23-28	Knoxville	
12/28/93	-	W, 67-45	Knoxville	
3/20/13	-	L, 67-75	2-Knoxville	
3/23/14	-	W, 83-63	1-Raleigh	
12/22/14	-	W, 64-54	Knoxville	

MEXICO				2-0
Date	AP Rank	Result	Site	
2/7/33	-	W, 43-31	Knoxville	
1/24/66	-	W, 121-42	Knoxville	

MIAMI (FLA.)				3-1
Date	AP Rank	Result	Site	
12/17/54	-	W, 89-80	24-Montgomery	
12/1/91	-	L, 60-72	31-San Juan	
12/27/95	-	W, 56-54	Miami	
12/22/96	-	W, 78-65	Knoxville	

MIAMI (OHIO)				4-2
Date	AP Rank	Result	Site	
12/20/47	-	L, 51-54	Cincinnati	
12/18/82	11	-	W, 69-62	38-Knoxville
12/28/88	19	-	W, 94-83	38-Knoxville
11/17/97	-	W, 75-74	Knoxville	
11/19/98	18	-	L, 62-68	Oxford
12/1/99	18	-	W, 78-59	Knoxville

MICHIGAN				5-6
Date	AP Rank	Result	Site	
12/5/58	-	W, 80-66	22-Kent	
12/19/59	-	L, 60-70	Ann Arbor	
12/3/60	-	W, 75-64	Knoxville	
12/1/65	-	2	L, 63-71	Ann Arbor
12/1/66	-	W, 72-54	Knoxville	
12/7/74	-	19	L, 74-78	Ann Arbor
12/6/75	8	16	W, 82-81	Knoxville
12/29/84	-	13	W, 81-77	Knoxville
12/2/85	-	3	L, 52-87	Ann Arbor
3/18/11	-	L, 45-75	1-Charlotte	
3/28/14	-	8	L, 71-73	1-Indianapolis

MICHIGAN STATE				2-5
Date	AP Rank	Result	Site	
1/23/39	-	L, 31-35	Knoxville	
1/6/40	-	L, 20-29	East Lansing	
12/30/70	10	-	W, 81-70	35-Los Angeles
12/18/71	-	W, 85-61	38-Knoxville	
12/21/93	-	L, 60-69	Knoxville	
12/20/94	-	17	L, 68-79	East Lansing
3/28/10	15	13	L, 69-70	1-St. Louis

MIDDLE TENNESSEE				9-2
Date	AP Rank	Result	Site	
3/18/88	-	L, 80-85	2-Murfreesboro	
12/5/91	-	W, 86-83	Knoxville	
12/10/99	16	-	W, 78-77	Knoxville
12/15/00	4	-	W, 99-83	Nashville
1/21/02	-	W, 74-56	Knoxville	
11/10/06	25	-	W, 83-52	Knoxville
11/20/07	7	-	W, 109-40	Knoxville
11/21/08	14	-	W, 76-66	Murfreesboro
12/11/09	9	-	W, 75-54	52-Nashville
11/30/10	13	-	W, 86-56	Knoxville
3/19/12	-	L, 64-71	2-Knoxville	

MILLIGAN				10-2
Date	AP Rank	Result	Site	
1/6/22	-	W, 31-14	Knoxville	
1/22/23	-	W, 22-12	Knoxville	
1/5/24	-	W, 24-11	Knoxville	
2/16/31	-	W, 36-33	Knoxville	
1/13/32	-	L, 26-32	Knoxville	
1/16/33	-	L, 26-44	Knoxville	
2/3/34	-	W, 31-26	Knoxville	
12/20/39	-	W, 35-23	Knoxville	
12/11/45	-	W, 50-38	Knoxville	
12/7/46	-	W, 59-33	Knoxville	
12/5/47	-	W, 76-36	Knoxville	
12/13/47	-	W, 52-34	Johnson City	

MILLSAPS				0-1
Date	AP Rank	Result	Site	
3/2/21	-	L, 28-29	44-Atlanta	

**MINNESOTA** 1-0

Date	AP Rank	Result	Site
12/17/79	-	W, 71-64	Knoxville

**MISSISSIPPI (OLE MISS)** 70-43

at Knoxville: 40-12  
 at Oxford: 25-24

Neutral: 5-7

SEC Tournament: 5-7

Biggest Win: 47 pts (102-55, Jan. 8, 1966 at Knoxville)

Biggest Loss: 23 pts (60-83, March 5, 2016, at Knoxville)

Longest Winning Streak: 11 games (Feb. 8, 1941 - Jan. 6, 1953)

Longest Losing Streak: 4 games (two times, Feb. 14, 1990 - Feb. 27, 1991 and Feb. 5, 1986 - Feb. 2, 1987)

Current Streak: Ole Miss 2 games

1/2/80 - - W, 66-65 Oxford

1/30/80 - - L, 59-66 Knoxville

2/28/80 - - L, 74-76 42-Birmingham

1/7/81 13 - - W, 73-68 Knoxville

2/4/81 10 - - L, 52-71 Oxford

3/5/81 10 - - L, 71-81 42-Birmingham

1/6/82 - - W, 62-55 Oxford

2/3/82 16 - - L, 53-55\* Knoxville

1/8/83 12 - - L, 55-56\* Oxford

2/5/83 - - W, 65-53 Knoxville

1/8/84 - - W, 83-59 Knoxville

2/4/84 - - L, 56-57 Oxford

1/5/85 - - W, 70-63 Oxford

2/6/85 - - L, 57-58 Knoxville

1/4/86 - - W, 74-66 Knoxville

2/5/86 - - L, 55-59 Oxford

3/5/86 - - L, 56-73 42-Lexington

1/31/87 - - L, 70-73\* Knoxville

2/2/87 - - W, 70-71 Oxford

1/6/88 - - W, 77-68\* Knoxville

2/6/88 - - L, 73-81 Oxford

11/28/88 - - W, 84-79 Oxford

2/15/89 - - W, 83-71 Knoxville

12/16/89 - - W, 71-67 Knoxville

2/14/90 - - L, 80-81 Oxford

3/9/90 - - L, 86-87 42-Orlando

1/26/91 - - L, 72-75 Oxford

2/27/91 - - L, 88-93 Knoxville

3/7/91 - - W, 94-85 42-Nashville

2/19/92 - - W, 98-86 Knoxville

1/30/93 - - W, 75-62 Oxford

2/16/94 - - W, 72-69 Knoxville

2/22/95 - - W, 75-61 Oxford

1/31/96 - - W, 67-52 Knoxville

1/22/97 - - L, 48-70 Oxford

1/17/98 - 11 W, 77-67 Knoxville

2/17/99 - - W, 69-67 Oxford

2/15/00 12 - - W, 98-60 Knoxville

2/10/01 10 25 L, 71-87 Oxford

3/9/01 - 14 L, 73-86 42-Nashville

1/6/02 - - W, 82-76 Knoxville

1/11/03 - - W, 66-64 Oxford

2/18/04 - - W, 83-66 Knoxville

2/19/05 - - L, 58-60 Oxford

2/4/06 13 - - W, 86-72 Knoxville

1/24/07 - - L, 69-83 Oxford

1/9/08 8 16 W, 85-83 Knoxville

2/18/09 - - L, 65-81 Oxford

1/16/10 9 21 W, 71-69\* Knoxville

3/12/10 15 - - W, 76-65 42-Nashville

1/29/11 - - W, 74-57 Oxford

2/22/12 - - W, 73-60 Knoxville

3/9/12 - - L, 72-77\* 42-New Orleans

1/9/13 - - L, 74-92 Knoxville

1/24/13 - 23 L, 56-62 Oxford

1/29/14 - - W, 86-70 Knoxville

2/21/15 - - L, 57-59 Oxford

3/5/16 - - L, 60-83 Knoxville

**MISSISSIPPI COLLEGE** 1-0

Date	AP Rank	Result	Site
2/25/22	-	W, 19-18	44-Atlanta

**MISSISSIPPI STATE** 80-42

at Knoxville: 44-11

at Starkville: 29-27

Neutral: 7-4

SEC Tournament: 7-3

Biggest Win: 33 pts (82-49, Jan. 8, 1972 at Knoxville)

Biggest Loss: 27 pts (68-95, Feb. 2, 1991 at Starkville)

Longest Winning Streak: 17 games (Feb. 14, 1939 - March 3, 1949)

Longest Losing Streak: 4 games (three times, last Jan. 5, 1994 - Jan. 27, 1996)

**Current Streak:** Tennessee 1 game

Date	AP Rank	Result	Site
------	---------	--------	------

(AS MISSISSIPPI A&M)

1/15/24 - - W, 20-17 Knoxville

1/30/24 - - L, 26-48 Starkville

2/29/24 - - L, 18-33 44-Atlanta

(AS MISSISSIPPI STATE COLLEGE)

1/5/38 - - L, 31-35 Knoxville

1/15/38 - - L, 31-34 Starkville

3/3/38 - - W, 41-34 42-Baton Rouge

1/14/39 - - L, 24-25 Starkville

2/14/39 - - W, 42-30 Knoxville

1/24/41 - - W, 37-28 Knoxville

2/27/41 - - W, 35-29 42-Louisville

2/27/42 - - W, 50-40 42-Louisville

1/8/43 - - W, 35-33 Starkville

2/6/43 - - W, 42-36 Knoxville

1/12/45 - - W, 41-26 Starkville

2/7/45 - - W, 44-27 Knoxville

1/12/46 - - W, 52-27 Starkville

2/4/46 - - W, 38-31 Knoxville

1/10/47 - - W, 35-34 Starkville

2/1/47 - - W, 65-36 Knoxville

1/12/48 - - W, 64-57 Knoxville

2/2/48 - - W, 47-46 Starkville

3/4/48 - - W, 73-52 42-Louisville

2/12/49 - - W, 63-58 Knoxville

3/3/49 - - W, 73-45 42-Louisville

1/23/50 17 - - L, 56-65 Starkville

2/12/51 - - W, 76-75 Starkville

2/23/52 - - W, 78-69 Knoxville

1/5/53 - - L, 63-65 Starkville

2/13/54 - - W, 97-81 Knoxville

2/12/55 - - W, 93-67 Starkville

2/11/56 - - L, 58-75 Knoxville

2/9/57 - - L, 90-97\*\* Starkville

2/15/58 - 17 W, 104-83 Knoxville

(AS MISSISSIPPI STATE UNIVERSITY)

2/7/59 - 11 L, 45-52 Starkville

2/6/60 - - W, 48-38 Knoxville

2/11/61 - - L, 67-72 Starkville

2/10/62 - 9 L, 67-91 Knoxville

2/19/63 - 8 L, 59-63 Starkville

2/8/64 - - W, 82-58 Knoxville

2/6/65 - - W, 77-57 Knoxville

1/15/66 - - L, 74-75\*\* Starkville

1/30/67 - - W, 67-45 Knoxville

3/6/67 8 - - W, 78-76\*\*\* Starkville

1/29/68 6 - - W, 65-57 Starkville

3/4/68 - - W, 63-51 Knoxville

1/4/69 - - L, 57-58 Starkville

2/8/69 - - W, 80-50 Knoxville

1/3/70 6 - - W, 58-56 Knoxville

2/7/70 - - W, 72-60 Starkville

1/2/71 10 - - L, 67-69 Starkville

6/2/71 11 - - W, 88-65 Knoxville

1/8/72 - - W, 82-49 Knoxville

2/12/72 - - W, 71-61 Starkville

1/6/73 - - W, 86-67 Starkville

2/10/73 - - W, 93-76 Knoxville

1/26/74 - - W, 70-61 Knoxville

2/25/74 - - L, 58-62 Starkville

1/25/75 - - W, 97-87 Starkville

2/24/75 - - W, 109-83 Knoxville

2/2/76 9 - - W, 75-66 Knoxville

3/1/76 11 - - W, 78-76 Starkville

1/24/77 14 - - W, 68-59 Knoxville

2/21/77 14 - - W, 76-68 Starkville

1/16/78 - - L, 68-70 Knoxville

2/13/78 - - L, 60-62 Starkville

1/8/79 - 18 L, 62-72 Knoxville

2/5/79 - - L, 84-90\*\*\* Starkville

1/17/80 20 - - W, 70-61 Starkville

2/13/80 - - W, 85-73 Knoxville

1/21/81 8 - - W, 81-57 Knoxville

OUTLOOK

PLAYERS

STAFF

REVIEW

RESULTS

RECORDS

HONORS

POSTSEASON

VOLMANAC

MEDIA INFO



# SERIES RESULTS

2/18/81	8	-	W, 73-70	Starkville
1/20/82	20	-	W, 54-44	Starkville
2/17/82	-	-	W, 50-48	Knoxville
1/15/83	18	-	L, 74-75*	Knoxville
2/12/83	-	-	L, 66-75	Starkville
1/14/84	-	-	L, 56-63*	Starkville
2/11/84	-	-	W, 45-42	Knoxville
1/23/85	-	-	L, 66-82	Starkville
2/23/85	-	-	W, 79-64	Knoxville
1/22/86	-	-	W, 69-51	Knoxville
2/22/86	-	-	L, 49-57	Starkville
1/21/87	-	-	W, 74-61	Knoxville
2/21/87	-	-	L, 60-62	Starkville
1/27/88	-	-	W, 63-48	Starkville
2/27/88	-	-	W, 64-62	Knoxville
1/7/89	17	-	W, 86-85	Starkville
2/8/89	-	-	W, 81-71	Knoxville
1/6/90	-	-	W, 82-77	Knoxville
2/7/90	-	-	W, 84-83*	Starkville
1/2/91	-	-	L, 65-70	Knoxville
2/2/91	-	-	L, 68-95	Starkville
3/8/91	18	W	87-70	42-Nashville
2/12/92	-	-	L, 76-94	Starkville
1/16/93	-	-	W, 92-75	Knoxville
1/5/94	-	-	L, 66-80	Starkville
3/10/94	-	-	L, 69-73	42-Memphis
2/18/95	23	-	L, 52-60	Knoxville
1/27/96	-	-	L, 59-60	Starkville
2/15/97	-	-	W, 54-53	Knoxville
2/17/98	-	-	W, 87-63	Starkville
2/6/99	-	-	L, 82-88	Knoxville
3/5/99	18	-	L, 56-62	42-Atlanta
2/6/00	6	-	W, 88-81	Starkville
1/20/01	4	-	W, 84-79	Knoxville
1/16/02	-	-	L, 91-92*	Starkville
3/5/03	23	W	59-49	Knoxville
1/28/04	11	L	60-82	Starkville
1/12/05	-	-	W, 64-63	Knoxville
1/25/06	19	-	W, 88-65	Starkville
1/7/07	19	-	W, 92-84	Knoxville
2/2/08	7	-	W, 76-71	Starkville
2/25/09	-	-	W, 81-76	Knoxville
3/15/09	-	-	L, 64-61	42-Tampa
3/6/10	16	-	W, 75-59	Starkville
2/26/11	-	-	L, 69-70	Knoxville
1/12/12	20	L	58-62	Starkville
1/19/13	-	-	W, 72-57	Knoxville
3/14/13	-	-	W, 69-53	42-Nashville
2/26/14	-	-	W, 75-68	Starkville
1/7/15	-	-	W, 61-47	Starkville
2/3/15	-	-	L, 66-71	Knoxville
1/16/16	-	-	W, 80-75	Starkville

## MISSOURI 5-6

at Knoxville: 3-2

at Columbia: 1-4

Neutral: 1-0

SEC Tournament: 0-0

**Biggest Win:** 22 pts (99-77, Dec. 24, 1974 at St. Petersburg)

**Biggest Loss:** 25 pts (61-86, Dec. 20, 1961 in Knoxville)

**Longest Winning Streak:** 2 games, twice (last March 8, 2014 - present)

**Longest Losing Streak:** 3 games (Dec. 20, 1961 - Dec. 16, 1972)

**Current Streak:** Missouri 1 game

Date	AP Rank	Result	Site
12/20/61	-	-	L, 61-86 Knoxville
12/20/62	-	-	L, 47-54 Columbia
12/16/72	12	L	57-67 38-Knoxville
12/21/74	-	-	W, 99-77 6-St. Petersburg
12/10/84	-	-	L, 61-70 Columbia
12/14/85	-	-	W, 67-54 Knoxville
3/9/13	-	-	W, 64-62 Knoxville

2/15/14	-	-	L, 70-75 Columbia
3/8/14	-	-	W, 72-45 Knoxville
1/17/15	-	-	W, 59-51 Columbia
2/13/16	-	-	L, 64-75 Columbia

## MISSOURI STATE 1-1

Date	AP Rank	Result	Site
(AS SOUTHWEST MISSOURI STATE)			
3/14/99	20	-	L, 51-81 1-Charlotte
(AS MISSOURI STATE)			
11/17/10	24	-	W, 60-56 25-Knoxville

## MONTANA STATE 2-0

Date	AP Rank	Result	Site
12/19/69	8	-	W, 71-62 38-Knoxville
12/16/83	-	-	W, 64-41 38-Knoxville

## MOREHEAD STATE 4-0

Date	AP Rank	Result	Site
12/7/83	-	-	W, 75-63 Knoxville
12/7/94	-	-	W, 70-52 Knoxville
11/24/96	-	-	W, 85-63 Knoxville
12/23/13	-	-	W, 82-67 Knoxville

## MURPHY COLLEGE 2-0

Date	AP Rank	Result	Site
2/5/16	-	-	W, 43-16 Knoxville
2/11/16	-	-	W, 34-20 Sevierville

## MURRAY STATE 3-0

Date	AP Rank	Result	Site
2/24/45	-	-	W, 57-38 Knoxville
11/30/05	-	-	W, 64-53 Nashville
12/1/06	-	-	W, 89-64 Knoxville

## NAVY 2-0

Date	AP Rank	Result	Site
12/13/74	-	-	W, 86-59 38-Knoxville
12/27/83	-	-	W, 76-61 28-Honolulu

## NEBRASKA 0-3

Date	AP Rank	Result	Site
12/13/03	-	-	L, 62-77 Lincoln
12/30/04	-	-	L, 61-62 Knoxville
11/28/15	-	-	L, 71-82 61-New York City

## NEVADA-LAS VEGAS (UNLV) 0-1

Date	AP Rank	Result	Site
12/29/82	8	15	L, 54-70 20-Las Vegas

## NEW MEXICO 2-2

Date	AP Rank	Result	Site
12/5/89	-	-	W, 96-85* Knoxville
12/20/90	-	-	L, 80-83 Albuquerque
1/4/03	-	-	W, 71-64 Knoxville
12/18/04	-	-	L, 58-77 Albuquerque

## NEW MEXICO A&M 0-1

Date	AP Rank	Result	Site
12/30/55	-	-	L, 64-74 Knoxville

## NEW ORLEANS 1-0

Date	AP Rank	Result	Site
12/11/82	14	-	W, 76-74 Knoxville

## NEW YORK UNIVERSITY 1-0

Date	AP Rank	Result	Site
12/25/44	-	-	W, 50-48 New York City

## NIAGARA 1-2

Date	AP Rank	Result	Site
12/27/69	6	-	L, 68-69 4-Okla. City
12/28/72	-	-	L, 62-66 12-New York City
12/15/78	-	-	W, 100-80 38-Knoxville

## UNC ASHEVILLE 10-0

Date	AP Rank	Result	Site
11/19/97	-	-	W, 75-69 Knoxville
11/24/99	17	-	W, 79-63 Knoxville
11/30/00	7	-	W, 85-59 Knoxville
12/30/03	-	-	W, 80-57 Knoxville
12/19/07	12	-	W, 86-73 Knoxville
12/3/08	10	-	W, 87-69 Knoxville
11/17/09	10	-	W, 124-49 Knoxville
12/20/11	-	-	W, 72-68 Knoxville
11/15/12	-	-	W, 75-68 57-Bayamon
11/13/15	-	-	W, 82-78 Knoxville

## NORTH CAROLINA 1-8

Date	AP Rank	Result	Site
2/21/11	-	-	L, 21-40 Chapel Hill
2/25/27	-	-	L, 17-32 44-Atlanta
1/5/29	-	-	L, 26-28 Knoxville
2/26/32	-	-	L, 25-35 45-Atlanta
1/5/47	-	-	L, 43-52 Chapel Hill
1/31/49	-	-	W, 84-56 Knoxville
3/24/00	11	-	L, 69-74 1-Austin
11/23/04	-	11	L, 81-94 49-Maui
11/24/06	22	2	L, 87-101 25-New York City

## UNC CHARLOTTE 5-5

Date	AP Rank	Result	Site
12/4/76	15	-	W, 69-67 Knoxville
12/18/84	-	-	W, 86-76 Knoxville
12/20/86	-	-	W, 86-69 38-Knoxville
2/24/92	-	-	L, 65-72 Charlotte
1/18/93	-	-	W, 80-70 Knoxville
1/29/95	-	-	L, 76-79 Knoxville
12/28/96	-	-	L, 51-72 Charlotte
3/16/01	-	-	L, 63-70 1-Dayton
1/6/10	16	-	W, 88-71 Knoxville
12/17/10	7	-	L, 48-49 Charlotte

## UNC GREENSBORO 2-0

Date	AP Rank	Result	Site
12/22/98	-	-	W, 92-60 Knoxville
11/11/11	-	-	W, 92-63 Knoxville

## UNC WILMINGTON 2-0

Date	AP Rank	Result	Site
12/21/85	-	-	W, 85-57 38-Knoxville
11/14/06	24	-	W, 87-75 25-Nashville

## NORTH CAROLINA A&T 2-0

Date	AP Rank	Result	Site
11/27/07	11	-	W, 93-59 Knoxville
12/23/09	16	-	W, 99-78 Knoxville

## NORTH CAROLINA STATE 3-7

Date	AP Rank	Result	Site
3/1/29	-	-	L, 32-48 45-Atlanta
12/2/61	-	-	L, 64-71 Raleigh
1/26/65	-	-	W, 65-54 Memphis
3/1/67	8	-	W, 65-62 Greensboro
2/25/91	-	-	L, 82-90 Knoxville
1/27/92	-	-	W, 92-78 Raleigh
2/13/93	-	-	L, 72-74 Raleigh
2/7/94	-	-	L, 70-72* Knoxville
12/18/13	-	-	L, 58-65 Knoxville
12/17/15	-	-	L, 72-83 Raleigh

## NORTH TEXAS 1-0

Date	AP Rank	Result	Site
11/30/73	-	-	W, 80-71 Knoxville

## NORTHERN MICHIGAN 1-0

Date	AP Rank	Result	Site
12/1/70	-	-	W, 90-68 Knoxville



NORTHWESTERN				0-1
Date	AP Rank	Result	Site	
12/21/77	-	-	L, 86-93	30-Las Vegas

NOTRE DAME				0-1
Date	AP Rank	Result	Site	
3/11/79	20	5	L, 67-73	1-Murfreesboro

OAKLAND				1-2
Date	AP Rank	Result	Site	
12/14/11	7	-	L, 82-89	Knoxville
11/28/11	-	-	L, 81-89	Oakland
11/26/12	-	-	W, 77-50	Knoxville

OHIO NORTHERN				1-0
Date	AP Rank	Result	Site	
11/25/83	-	-	W, 40-33	Knoxville

OHIO				3-2
Date	AP Rank	Result	Site	
2/20/26	-	-	L, 30-50	Athens
12/30/44	-	-	W, 40-36	Buffalo
3/17/69	-	-	W, 75-64	2-New York City
12/21/87	-	-	L, 70-72	Knoxville
3/20/10	15	-	W, 83-68	1-Providence

OHIO STATE				2-4
Date	AP Rank	Result	Site	
12/9/78	-	-	L, 78-86	Knoxville
12/22/79	-	2	L, 65-91	Columbus
1/13/07	16	5	L, 66-68	Columbus
3/22/07	25	1	L, 84-85	1-San Antonio
1/19/08	6	-	W, 74-69	Knoxville
3/26/10	15	5	W, 76-73	1-St. Louis

OKLAHOMA				1-0
Date	AP Rank	Result	Site	
12/13/68	-	-	W, 55-49	38-Knoxville

OKLAHOMA CITY				1-0
Date	AP Rank	Result	Site	
12/22/82	9	-	W, 99-56	Knoxville

OKLAHOMA STATE				1-3
Date	AP Rank	Result	Site	
12/22/05	23	-	L, 73-89	4-Oklahoma City
12/18/06	-	15	W, 79-77	Nashville
3/20/09	-	-	L, 75-77	1-Dayton
11/16/12	-	-	L, 45-62	57-Bayamon

OREGON				1-0
Date	AP Rank	Result	Site	
12/29/64	-	-	W, 70-63	14-Portland

OREGON STATE				1-3
Date	AP Rank	Result	Site	
12/30/64	-	-	L, 27-48	14-Portland
12/23/70	12	-	W, 89-61	Knoxville
12/10/89	-	24	L, 90-96*	Knoxville
12/22/90	-	-	L, 66-82	Corvallis

PENNSYLVANIA				1-0
Date	AP Rank	Result	Site	
12/29/75	10	-	W, 77-70	33-New Orleans

PENN STATE				1-2
Date	AP Rank	Result	Site	
12/17/71	-	-	W, 57-55	38-Knoxville
12/2/95	-	-	L, 57-69	Knoxville
12/7/96	-	-	L, 41-42*	State College

PEPPERDINE				1-0
Date	AP Rank	Result	Site	
12/29/87	-	-	W, 96-75	38-Knoxville

PITTSBURGH				4-2
Date	AP Rank	Result	Site	
12/29/61	-	-	W, 84-83	13-Evansville
12/29/81	-	-	L, 54-55	14-Portland
12/6/98	-	20	W, 56-53	Knoxville
12/4/99	18	-	W, 76-50	Pittsburgh
12/11/10	11	3	W, 83-76	55-Pittsburgh
12/3/11	-	17	L, 56-61	55-Knoxville

PORTLAND				1-1
Date	AP Rank	Result	Site	
12/28/64	-	-	W, 70-59	14-Portland
12/27/81	-	-	L, 62-71	14-Portland

PRAIRIE VIEW				1-0
Date	AP Rank	Result	Site	
11/16/07	7	-	W, 89-75	51-Knoxville

PRESBYTERIAN				1-0
Date	AP Rank	Result	Site	
12/18/12	-	-	W, 878-62	Knoxville

PRINCETON				1-0
Date	AP Rank	Result	Site	
12/28/59	-	-	W, 79-71	Knoxville

PROVIDENCE				1-1
Date	AP Rank	Result	Site	
12/19/70	14	-	W, 77-58	38-Knoxville
12/28/73	-	9	L, 60-64	28-Honolulu

PURDUE				1-2
Date	AP Rank	Result	Site	
12/6/80	-	-	W, 78-69	Knoxville
11/28/81	-	-	L, 68-82	West Lafayette
11/23/09	9	6	L, 72-73	56-St. Thomas

RADFORD				3-0
Date	AP Rank	Result	Site	
1/13/93	-	-	W, 105-63	Knoxville
1/2/00	16	-	W, 72-46	Knoxville
12/17/01	-	-	W, 72-66	Knoxville

RHODE ISLAND				0-1
Date	AP Rank	Result	Site	
3/17/45	-	-	L, 44-51	2-New York City

RICE				1-3
Date	AP Rank	Result	Site	
12/22/51	-	-	L, 60-64	Knoxville
12/19/53	-	-	L, 66-78	Knoxville
12/3/62	-	-	W, 75-52	Knoxville
12/6/63	-	-	L, 56-61	Houston

RICHMOND				3-0
Date	AP Rank	Result	Site	
12/2/64	-	-	W, 97-66	Knoxville
12/1/67	-	-	W, 93-45	Knoxville
12/22/84	-	-	W, 77-64	Knoxville

ROANOKE				1-0
Date	AP Rank	Result	Site	
1922	-	-	W, 33-28	Roanoke

ROLLINS				1-0
Date	AP Rank	Result	Site	
11/29/80	-	-	W, 94-58	Knoxville

RUTGERS				2-0
Date	AP Rank	Result	Site	
3/14/69	-	-	W, 67-51	2-New York City
11/19/92	-	-	W, 87-79	25-Piscataway

SAINT LOUIS				0-1
Date	AP Rank	Result	Site	
12/27/65	-	-	L, 57-59	28-Honolulu

SAMFORD				1-0
Date	AP Rank	Result	Site	
11/28/77	-	-	W, 83-79	Knoxville

SAN DIEGO STATE				3-0
Date	AP Rank	Result	Site	
12/29/79	-	-	W, 96-77	8-San Diego
12/21/88	19	-	W, 77-75	23-San Diego
3/18/10	15	-	W, 62-59	1-Providence

SAN FRANCISCO				1-2
Date	AP Rank	Result	Site	
12/18/70	14	-	W, 79-59	38-Knoxville
12/10/76	15	6	L, 77-86	36-Salt Lake City
12/2/77	-	5	L, 75-84	15-Tempe

SAN JOSE STATE				2-0
Date	AP Rank	Result	Site	
12/22/78	-	-	W, 73-68	7-Santa Clara
12/28/82	8	-	W, 50-42	2-Las Vegas

SANTA CLARA				1-1
Date	AP Rank	Result	Site	
12/29/73	-	-	W, 80-76	28-Honolulu
11/27/14	-	-	W, 64-57	54-Orlando

SAVANNAH STATE				1-0
Date	AP Rank	Result	Site	
3/13/12	-	-	W, 65-51	2-Knoxville

ST. FRANCIS (N.Y.)				1-0
Date	AP Rank	Result	Site	
12/17/82	11	-	W, 70-51	38-Knoxville

ST. FRANCIS (PA.)				1-0
Date	AP Rank	Result	Site	
12/26/69	6	-	W, 82-59	4-Oklahoma City

ST. JOHN'S				3-5
Date	AP Rank	Result	Site	
12/26/42	-	-	L, 41-52	New York City
12/2/48	-	-	L, 45-67	New York City
3/20/71	17	-	W, 84-83	2-New York City
12/27/72	-	-	L, 55-56	12-New York City
12/9/75	7	-	L, 70-79	New York City
12/18/76	-	20	W, 86-81	Knoxville
12/4/79	-	9	W, 97-80	Knoxville
11/24/01	-	-	L, 55-69	16-Anchorage

ST. JOSEPH'S (PA.)				1-2
Date	AP Rank	Result	Site	
12/4/48	-	-	L, 68-83	Philadelphia
12/9/97	-	-	W, 74-54	Knoxville
12/10/98	21	-	L, 53-55	Philadelphia

ST. MARY'S COLLEGE				0-1
Date	AP Rank	Result	Site	
2/17/09	-	-	L, 23-26	St. Mary

ST. PETER'S				1-0
Date	AP Rank	Result	Site	
3/14/84	-	-	W, 54-40	2-Knoxville

SETON HALL				2-1
Date	AP Rank	Result	Site	
12/11/76	15	-	W, 99-90	36-Salt Lake City
12/23/78	-	-	W, 94-80	7-Santa Clara
11/21/92	-	6	L, 64-72	25-E. Rutherford

# SERIES RESULTS

SEWANEE			20-1	
Date	AP Rank	Result	Site	
1/20/23	-	W, 46-20	Knoxville	
2/14/28	-	L, 31-39	Knoxville	
2/22/29	-	W, 22-15	Sewanee	
2/6/30	-	W, 37-26	Knoxville	
1/15/36	-	W, 41-18	Knoxville	
2/19/36	-	W, 46-35	Sewanee	
1/19/37	-	W, 47-12	Knoxville	
2/20/37	-	W, 36-23	Sewanee	
1/18/38	-	W, 39-20	Knoxville	
2/22/38	-	W, 33-27	Sewanee	
1/18/39	-	W, 51-27	Knoxville	
2/22/39	-	W, 44-20	Sewanee	
1/26/40	-	W, 46-19	Sewanee	
2/10/40	-	W, 36-28	Knoxville	
12/5/50	-	W, 74-51	Columbia	
12/15/56	-	W, 79-48	Knoxville	
12/7/57	-	W, 89-40	Sewanee	
1/20/58	13	-	W, 92-39	Knoxville
12/15/62	-	W, 65-45	Knoxville	
12/11/63	-	W, 55-31	Knoxville	
12/9/64	-	W, 77-42	Knoxville	

SIENA			1-0	
Date	AP Rank	Result	Site	
11/27/08	12	-	W, 78-64	54-Orlando

SOUTH ALABAMA			1-0
Date	AP Rank	Result	Site
1/4/06	-	W, 87-69	Knoxville

**SOUTH CAROLINA** 42-25  
**at Knoxville:** 25-8  
**at Columbia:** 14-15  
**Neutral:** 2-3  
**SEC Tournament:** 3-2  
**Biggest Win:** 29 pts (86-57, Jan. 9, 1999 at Knoxville)  
**Biggest Loss:** 34 pts (60-94, Jan. 23, 2002 at Knoxville)  
**Longest Winning Streak:** 15 games (Jan. 12, 2008 - Jan. 20, 2015)  
**Longest Losing Streak:** 6 games (March 4, 1995 - Jan. 21, 1998)  
**Current Streak:** South Carolina 1 game

Date	AP Rank	Result	Site	
1/15/27	-	L, 24-39	Columbia	
12/28/28	-	W, 29-20	Knoxville	
12/29/28	-	W, 22-14	Knoxville	
1/5/33	-	L, 29-33	Knoxville	
12/18/37	-	W, 31-21	Columbia	
1/9/38	-	W, 44-18	Knoxville	
12/21/54	-	W, 96-82	Knoxville	
12/19/56	-	W, 94-81	Knoxville	
12/17/59	-	W, 94-80	Knoxville	
12/4/61	-	L, 66-79	Columbia	
12/6/69	-	1	W, 55-54	Columbia
12/2/72	14	16	W, 55-45	Knoxville
12/17/88	16	-	L, 81-83*	Knoxville
12/18/89	-	W, 67-60	Columbia	
1/15/92	-	L, 59-73	Columbia	
2/29/92	-	W, 87-64	Knoxville	
3/12/92	-	W, 70-63	42-Birmingham	
1/6/93	-	L, 85-95	Knoxville	
2/10/93	-	L, 107-111**	Columbia	
1/19/94	-	L, 62-64	Columbia	
2/26/94	-	L, 64-72	Knoxville	
1/11/95	-	W, 61-57	Knoxville	
3/4/95	-	L, 50-66	Columbia	
1/10/96	-	L, 58-62	Knoxville	
2/28/96	-	L, 52-66	Columbia	
1/8/97	-	L, 41-73	Columbia	
2/22/97	-	9	L, 58-69	Knoxville
1/21/98	-	14	L, 51-81	Columbia

2/7/98	-	13	W, 70-69	Knoxville
1/9/99	-	-	W, 86-57	Knoxville
2/20/99	-	-	W, 65-50	Columbia
1/5/00	15	-	W, 60-52	Columbia
1/29/00	11	-	W, 73-66	Knoxville
3/10/00	6	-	L, 68-75	42-Atlanta
1/13/01	4	-	W, 79-71	Knoxville
2/27/01	-	-	W, 68-67*	Columbia
1/23/02	-	-	L, 60-94	Knoxville
2/9/02	-	-	L, 54-72	Columbia
1/29/03	-	-	W, 60-56	Knoxville
2/19/03	-	-	L, 63-77	Columbia
1/17/04	-	-	L, 65-85	Columbia
3/6/04	-	-	W, 63-56	Knoxville
1/15/05	-	-	L, 63-66	Columbia
2/23/05	-	-	W, 80-72	Knoxville
1/8/06	-	-	W, 76-69	Columbia
1/28/06	19	-	W, 81-65	Knoxville
3/10/06	14	-	L, 71-79	42-Nashville
1/20/07	22	-	W, 64-61	Knoxville
2/17/07	-	-	L, 64-81	Columbia
1/12/08	8	-	W, 80-56	Columbia
3/9/08	4	-	W, 89-56	Knoxville
3/14/08	4	-	W, 89-87	42-Atlanta
1/17/09	24	-	W, 82-79	Knoxville
3/5/09	-	-	W, 86-70	Columbia
2/6/10	14	-	W, 79-53	Knoxville
2/20/10	20	-	W, 63-55	Columbia
2/16/11	-	-	W, 73-67	Knoxville
3/3/11	-	-	W, 73-69	Columbia
2/8/12	-	-	W, 69-57	Knoxville
2/25/12	-	-	W, 73-64	Columbia
2/10/13	-	-	W, 66-61	Columbia
2/8/14	-	-	W, 72-53	Knoxville
3/14/14	-	-	W, 59-44	42-Atlanta
1/20/15	-	-	W, 66-62	Columbia
3/7/15	-	-	L, 49-60	Knoxville
1/23/16	-	24	W, 78-69	Knoxville
2/24/16	-	-	L, 58-84	Columbia

SOUTH FLORIDA			6-0	
Date	AP Rank	Result	Site	
12/10/73	-	W, 117-90	Knoxville	
11/27/76	16	-	W, 94-64	Knoxville
1/30/95	-	W, 62-57	Tampa	
12/22/95	-	W, 54-43	Knoxville	
12/19/98	-	W, 75-68*	Tampa	
11/29/99	18	-	W, 102-90	Knoxville

SOUTHERN CALIFORNIA (JSC)			4-3	
Date	AP Rank	Result	Site	
12/28/67	4	-	W, 78-68	21-Los Angeles
12/27/86	-	-	L, 76-81*	Knoxville
12/12/87	-	-	W, 74-61	Los Angeles
12/18/96	-	-	W, 71-59	Knoxville
12/30/97	-	-	W, 74-70	Los Angeles
12/19/09	9	-	L, 55-77	Los Angeles
12/21/10	19	-	L, 64-65	Knoxville

SOUTHERN ILLINOIS			2-0	
Date	AP Rank	Result	Site	
12/14/68	-	W, 54-41	38-Knoxville	
12/22/99	11	-	W, 87-74	26-Bayamon

SOUTHERN INDIANA			1-0	
Date	AP Rank	Result	Site	
11/3/05	-	-	W, 86-78	50-Knoxville

SOUTHERN METHODIST			2-0	
Date	AP Rank	Result	Site	
12/7/00	6	-	W, 85-76	Knoxville
12/6/01	-	-	W, 79-62	Dallas

SOUTHERN MISSISSIPPI			1-0	
Date	AP Rank	Result	Site	
12/14/84	-	-	W, 89-73	38-Knoxville

SOUTHEASTERN LOUISIANA			1-0	
Date	AP Rank	Result	Site	
11/22/85	-	-	W, 79-58	Knoxville

SPRINGFIELD			1-0	
Date	AP Rank	Result	Site	
12/15/55	-	-	W, 76-33	Knoxville

STANFORD			2-0	
Date	AP Rank	Result	Site	
12/22/56	-	-	W, 51-47	Knoxville
11/22/04	-	-	W, 69-57	49-Maui

SYRACUSE			3-3	
Date	AP Rank	Result	Site	
12/15/72	-	-	W, 87-83	38-Knoxville
3/13/77	7	10	L, 88-93*	1-Baton Rouge
12/9/92	-	15	L, 81-87	Knoxville
11/28/93	-	20	L, 65-98	Syracuse
12/22/00	4	12	W, 83-70	Syracuse
1/19/02	-	8	W, 66-62	Knoxville

TAMPA			2-1	
Date	AP Rank	Result	Site	
12/20/48	-	-	W, 74-50	Tampa
12/21/49	-	-	L, 63-66	Chattanooga
12/21/68	-	-	W, 53-51	Tampa

TEMPLE			3-3	
Date	AP Rank	Result	Site	
12/27/44	-	-	L, 31-33	Philadelphia
12/29/45	-	-	W, 43-36	Philadelphia
3/20/69	-	-	L, 58-63	2-New York City
12/15/73	-	-	W, 11-6	38-Knoxville
11/9/07	7	-	W, 80-63	Knoxville
12/13/08	8	-	L, 72-88	Philadelphia

UT CHATTANOOGA			33-5
Date	AP Rank	Result	Site

(AS UNIVERSITY OF CHATTANOOGA)				
Date	AP Rank	Result	Site	
1/24/13	-	-	W, 27-18	Chattanooga
2/5/13	-	-	W, 24-23	Chattanooga
2/18/14	-	-	W, 32-7	Knoxville
2/28/14	-	-	W, 34-18	Chattanooga
1/14/16	-	-	W, 39-22	Chattanooga
1/29/16	-	-	W, 31-22	Knoxville
2/20/19	-	-	L, 22-27	Chattanooga
2/15/21	-	-	L, 18-19	Chattanooga
1/18/22	-	-	L, 18-19	Knoxville
1/31/25	-	-	L, 14-25	Chattanooga
1/12/26	-	-	W, 37-23	Knoxville
1/20/33	-	-	W, 43-30	Knoxville
2/6/34	-	-	W, 43-28	Knoxville
1/7/36	-	-	W, 45-22	Knoxville
2/1/36	-	-	W, 44-16	Chattanooga
1/12/37	-	-	W, 35-15	Knoxville
2/19/37	-	-	W, 28-20	Chattanooga
1/25/38	-	-	W, 38-18	Knoxville
2/7/38	-	-	W, 37-31	Chattanooga
1/27/41	-	-	W, 53-18	Knoxville
2/9/42	-	-	W, 45-12	Knoxville
1/31/48	-	-	W, 79-64	Chattanooga
2/19/49	-	-	W, 94-75	Chattanooga
12/10/49	-	-	W, 65-50	Knoxville
12/9/50	-	-	W, 61-54	Knoxville
12/10/52	-	-	W, 63-54	Knoxville
12/1/60	-	-	W, 81-51	Knoxville

(AS UNIV. OF TENNESSEE AT CHATTANOOGA)				
Date	AP Rank	Result	Site	
1/1/82	14	-	W, 55-49	Chattanooga
3/19/84	-	-	W, 68-66	2-Knoxville
12/3/88	20	-	W, 91-76	Knoxville
12/2/90	-	-	W, 92-69	Knoxville
11/24/98	25	-	W, 85-74	Knoxville
11/17/00	9	-	W, 88-66	Knoxville
12/5/04	-	-	L, 68-69	Knoxville
12/5/07	10	-	W, 76-70	Chattanooga

11/15/08	14	-	W, 114-75	Knoxville
11/12/10	23	-	W, 82-62	Knoxville
1/2/12	-	-	W, 76-63	Knoxville

UT MARTIN				4-0
Date	AP Rank	Result	Site	
11/26/93	-	-	W, 97-80	Knoxville
12/30/02	-	-	W, 77-50	Knoxville
11/18/08	14	-	W, 91-64	Knoxville
12/29/10	-	-	W, 68-62	Knoxville

TENNESSEE STATE				6-0
Date	AP Rank	Result	Site	
11/23/90	-	-	W, 91-75	Knoxville
11/15/98	18	-	W, 91-69	Knoxville
11/28/03	-	-	W, 81-56	Knoxville
11/22/13	-	-	W, 88-67	Knoxville
12/27/14	-	-	W, 67-46	Knoxville
12/29/15	-	-	W, 74-69	Knoxville

TENNESSEE TECH				22-1
Date	AP Rank	Result	Site	
12/11/39	-	-	W, 37-23	Knoxville
12/7/40	-	-	W, 46-27	Knoxville
12/6/41	-	-	W, 42-23	Knoxville
12/5/42	-	-	W, 44-27	Knoxville
12/8/44	-	-	W, 44-28	Knoxville
12/3/45	-	-	W, 52-26	Knoxville
12/9/46	-	-	W, 65-22	Knoxville
12/11/47	-	-	W, 57-33	Knoxville
12/8/48	-	-	W, 58-45	Knoxville
12/3/49	-	-	W, 69-62	Knoxville
3/14/85	-	-	W, 65-62	2-Cookeville
11/25/88	-	-	W, 118-86	Knoxville
12/3/92	-	-	W, 96-78	Knoxville
2/1/94	-	-	W, 97-78	Knoxville
11/27/94	-	-	W, 74-54	Knoxville
1/15/96	-	-	W, 65-53	Knoxville
12/4/96	-	-	L, 62-73	Knoxville
12/2/97	-	-	W, 83-69	Knoxville
11/16/01	-	-	W, 72-63	Knoxville
12/22/03	-	-	W, 79-61	Knoxville
12/28/06	21	-	W, 101-77	Knoxville
12/7/13	-	-	W, 84-63	Knoxville
12/19/14	-	-	W, 61-58	Knoxville

TENNESSEE WESLEYAN				12-2
Date	AP Rank	Result	Site	
1/5/27	-	-	L, 20-23	Knoxville
1/6/28	-	-	L, 35-36	Knoxville
1/12/29	-	-	W, 36-19	Knoxville
1/15/30	-	-	W, 43-20	Knoxville
1/12/31	-	-	W, 47-25	Knoxville
2/2/32	-	-	W, 33-23	Knoxville
2/11/33	-	-	W, 51-11	Knoxville
12/19/33	-	-	W, 41-19	Knoxville
12/15/34	-	-	W, 65-20	Knoxville
12/14/35	-	-	W, 44-22	Knoxville
12/9/36	-	-	W, 36-20	Knoxville
12/11/37	-	-	W, 42-15	Knoxville
12/15/38	-	-	W, 29-24	Knoxville
1/31/40	-	-	W, 43-21	Knoxville

TEXAS				3-3
Date	AP Rank	Result	Site	
12/18/52	-	-	W, 66-59	Knoxville
12/21/60	-	-	L, 73-77	5-Little Rock
11/24/04	15	L	W, 70-95	49-Maui
12/17/05	6	W	W, 95-78	Austin
12/23/06	-	-	W, 111-105*	Knoxville
11/24/07	7	15	L, 78-97	51-Newark, N.J.

**TEXAS A&M** 5-5  
**at Knoxville:** 3-3  
**at College Station:** 1-2  
**Neutral:** 1-0

**SEC Tournament:** 0-0  
**Biggest Win:** 24 pts (108-84, Dec. 2, 2003 at Knoxville)  
**Biggest Loss:** 17 pts (66-83, Dec. 4, 2002 at College Station)  
**Longest Winning Streak:** 3 games (Dec. 15, 1951 - Dec. 28, 1985)  
**Longest Losing Streak:** 4 games (Jan. 11, 2014 - present)  
**Current Streak:** Texas A&M 4 games

Date	AP Rank	Result	Site	
12/15/51	-	-	W, 60-52	Knoxville
12/7/85	-	-	W, 88-70	Knoxville
12/28/85	-	-	W, 70-64	33-New Orleans
12/4/02	-	-	L, 66-83	College Station
12/2/03	-	-	W, 108-84	Knoxville
2/23/13	-	-	W, 93-85****	College Station
1/11/14	-	-	L, 56-57	Knoxville
2/22/14	-	-	L, 65-68*	College Station
1/24/15	-	-	L, 61-67	Knoxville
1/9/16	16	21	L, 88-92	Knoxville

TEXAS CHRISTIAN (TCU)				0-2
Date	AP Rank	Result	Site	
11/30/91	-	-	L, 59-73	31-San Juan
1/30/16	-	-	L, 63-75	Fort Worth

TEXAS SOUTHERN				1-0
Date	AP Rank	Result	Site	
11/20/14	-	-	W, 70-58	Knoxville

TEXAS TECH				0-1
Date	AP Rank	Result	Site	
12/3/53	-	-	L, 71-88	Knoxville

TEXAS-EL PASO (UTEP)				0-2
Date	AP Rank	Result	Site	
<i>(AS TEXAS WESTERN COLLEGE)</i>				
12/28/62	-	-	L, 57-77	34-El Paso
11/28/13	-	-	L, 70-78	58-Paradise Island

TOWSON				2-0
Date	AP Rank	Result	Site	
<i>(AS TOWSON STATE)</i>				
1/6/92	-	-	W, 77-70	Knoxville
2/27/95	-	-	W, 77-60	Knoxville

TRANSYLVANIA				6-1
Date	AP Rank	Result	Site	
2/9/12	-	-	L, 19-20	Lexington
2/26/16	-	-	W, 32-30	Lexington
2/9/18	-	-	W, 21-19	Lexington
2/6/20	-	-	W, 38-15	Lexington
2/8/23	-	-	W, 20-19	Lexington
2/20/23	-	-	W, 29-16	Knoxville
2/21/24	-	-	W, 41-28	Knoxville

TULANE				12-16
Date	AP Rank	Result	Site	
2/1/24	-	-	L, 20-42	New Orleans
2/2/24	-	-	L, 24-39	New Orleans
2/14/25	-	-	L, 18-32	Knoxville
12/30/32	-	-	L, 23-31	New Orleans
12/31/32	-	-	L, 33-34	New Orleans
1/10/35	-	-	W, 38-17	Knoxville
1/11/35	-	-	W, 39-27	Knoxville
2/28/47	-	-	L, 41-47	42-Louisville
1/30/50	-	-	L, 55-68	Knoxville
1/13/51	-	-	L, 60-71	New Orleans
1/7/52	-	-	L, 65-71*	Knoxville
1/29/53	-	-	L, 63-68	New Orleans
1/18/54	-	-	L, 61-63	Knoxville
1/13/55	-	-	W, 71-58	New Orleans
1/14/56	-	-	W, 81-68	Knoxville
1/12/57	16	-	L, 71-77	New Orleans

1/11/58	-	-	W, 87-65	Knoxville
1/10/59	17	-	L, 45-64	New Orleans
1/9/60	-	-	L, 56-61	Knoxville
1/13/61	-	-	L, 59-84	New Orleans
3/3/62	-	-	L, 81-83	Knoxville
1/11/63	-	-	W, 77-70	New Orleans
1/10/64	-	-	W, 82-55	Knoxville
1/9/65	-	-	W, 80-63	New Orleans
3/8/65	-	-	W, 102-62	Knoxville
1/3/66	-	-	W, 64-46	Knoxville
2/12/66	-	-	W, 90-70	New Orleans
12/30/75	12	-	W, 97-73	33-New Orleans

TULSA				2-1
Date	AP Rank	Result	Site	
12/11/48	-	-	W, 63-38	Knoxville
12/16/67	-	-	W, 56-48	38-Knoxville
12/23/99	11	-	L, 68-88	26-Bayamon

TUSCULUM				11-2
Date	AP Rank	Result	Site	
2/13/11	-	-	W, 45-26	Greeneville
2/11/15	-	-	W, 24-19	Knoxville
1/13/17	-	-	W, 39-11	Knoxville
2/19/17	-	-	L, 17-18	Greeneville
1/4/18	-	-	W, 21-17	Knoxville
2/18/18	-	-	L, 26-33	Greeneville
1/19/20	-	-	W, 41-35	Knoxville
1/15/21	-	-	W, 41-15	Knoxville
1/15/23	-	-	W, 35-19	Knoxville
1/16/26	-	-	W, 44-22	Knoxville
12/15/44	-	-	W, 49-17	Knoxville
1/4/14	-	-	W, 98-51	Knoxville

UCLA				0-1
Date	AP Rank	Result	Site	
1/30/77	7	8	L, 89-103	Atlanta

UNION				5-1
Date	AP Rank	Result	Site	
2/10/14	-	-	W, 41-12	Barbourville
2/18/19	-	-	W, 61-20	Knoxville
3/1/19	-	-	L, 35-53	Barbourville
12/20/30	-	-	W, 31-23	Knoxville
12/20/41	-	-	W, 42-19	Knoxville
12/10/42	-	-	W, 48-31	Knoxville

USC UPSTATE				1-0
Date	AP Rank	Result	Site	
11/16/13	-	-	W, 74-65	Knoxville

UTAH				0-2
Date	AP Rank	Result	Site	
12/17/77	-	-	L, 80-85	38-Knoxville
12/27/78	-	-	L, 71-80	28-Honolulu

UTAH STATE				2-0
Date	AP Rank	Result	Site	
12/29/49	-	-	W, 66-62	11-Des Moines
12/29/67	4	-	W, 85-66	21-Los Angeles

**VANDERBILT** 117-74  
**at Knoxville:** 70-19  
**at Nashville:** 39-54  
**Neutral:** 8-1  
**SEC Tournament:** 9-1  
**NIT:** 0-1  
**Biggest Win:** 38 pts (76-38, March 1, 2014 at Knoxville)  
**Biggest Loss:** 40 pts (68-108, Jan. 8, 1991 at Nashville)  
**Longest Winning Streak:** 11 games (Feb. 20, 1943 - Jan. 29, 1949)  
**Longest Losing Streak:** 6 games (Jan. 8, 1955 - Feb. 16, 1957)  
**Current Streak:** Tennessee 1 game





# SERIES RESULTS

Date	AP Rank	Result	Site	
2/11/22	-	W, 20-5	Knoxville	
2/22/22	-	W, 16-15	Nashville	
2/22/23	-	L, 25-28	Nashville	
2/9/24	-	W, 36-23	Knoxville	
2/2/25	-	L, 18-27	Nashville	
2/6/26	-	W, 38-32	Knoxville	
2/21/27	-	L, 25-35	Nashville	
2/18/28	-	L, 26-28	Knoxville	
2/23/29	-	W, 26-22	Nashville	
2/8/30	-	W, 23-21	Nashville	
2/22/30	-	W, 38-33	Knoxville	
1/27/31	-	L, 40-41	Nashville	
2/21/31	-	W, 37-34	Knoxville	
1/26/32	-	W, 27-25	Nashville	
2/19/32	-	W, 27-22	Knoxville	
1/10/33	-	L, 32-37	Nashville	
2/17/33	-	W, 35-27	Knoxville	
1/24/34	-	L, 26-31	Nashville	
2/16/34	-	W, 45-34	Knoxville	
2/12/35	-	W, 39-29	Nashville	
2/23/35	-	W, 39-37	Knoxville	
2/18/36	-	L, 30-33	Nashville	
2/22/36	-	W, 34-33	Nashville	
2/4/37	-	W, 50-30	Nashville	
2/17/37	-	W, 34-28	Knoxville	
1/28/38	-	W, 37-30	Nashville	
2/19/38	-	W, 38-26	Knoxville	
1/28/39	-	W, 33-31	Knoxville	
2/21/39	-	L, 38-46	Nashville	
3/3/39	-	W, 39-36	42-Knoxville	
1/15/40	-	W, 29-23	Knoxville	
1/27/40	-	W, 34-31	Nashville	
2/17/41	-	W, 37-36	Nashville	
2/22/41	-	W, 46-25	Knoxville	
2/16/42	-	W, 34-33	Knoxville	
2/21/42	-	W, 39-26	Knoxville	
2/15/43	-	L, 27-30	Nashville	
2/20/43	-	W, 44-22	Knoxville	
2/26/43	-	W, 41-31	42-Louisville	
2/18/46	-	W, 55-33	Nashville	
2/25/46	-	W, 42-32	Knoxville	
2/28/46	-	W, 46-32	42-Louisville	
2/17/47	-	W, 54-47	Nashville	
2/22/47	-	W, 56-21	Knoxville	
2/16/48	-	W, 63-48	Nashville	
2/21/48	-	W, 72-53	Knoxville	
1/10/49	-	W, 53-51	Nashville	
1/29/49	-	W, 67-64	Knoxville	
1/7/50	-	L, 52-67	Knoxville	
1/28/50	-	L, 44-50	Nashville	
3/3/50	-	W, 50-44	42-Louisville	
1/23/51	-	L, 57-58	Nashville	
2/5/51	-	W, 61-59	Knoxville	
3/1/51	-	L, 52-88	42-Louisville	
1/5/52	-	L, 60-80	Nashville	
1/22/52	-	W, 68-50	Knoxville	
12/30/52	-	L, 69-77	Nashville	
1/24/53	-	W, 83-79	Knoxville	
2/28/53	-	L, 64-85	Nashville	
1/9/54	-	W, 62-53	Knoxville	
3/6/54	-	W, 80-76	Nashville	
1/8/55	-	L, 69-73	Knoxville	
2/19/55	18	20	L, 71-76	Nashville
1/7/56	4	L	57-84	Knoxville
2/18/56	6	L	68-96	Nashville
1/5/57	12	9	L, 68-71	Knoxville
2/16/57	18	L	62-69	Nashville
1/4/58	-	W, 67-55	Knoxville	
2/15/58	15	-	L, 70-83	Nashville
1/3/59	14	-	W, 65-60	Knoxville
2/14/59	-	L, 60-76	Nashville	
1/2/60	-	W, 72-60	Knoxville	
2/13/60	-	L, 53-63	Nashville	
1/7/61	-	L, 66-68	Knoxville	
2/18/61	-	L, 60-76	Nashville	
1/6/62	-	W, 85-83	Knoxville	
2/17/62	-	L, 76-97	Nashville	
1/5/63	-	L, 50-68	Knoxville	
2/16/63	-	L, 72-74	Nashville	
1/4/64	6	W	57-55	Knoxville
2/15/64	7	W	65-62	Nashville
1/2/65	-	L, 72-77	Nashville	
2/13/65	7	W	79-66	Knoxville
12/7/65	4	L	50-53	Knoxville
1/12/66	3	L	52-53	Nashville
1/9/67	-	L, 59-65	Nashville	
2/18/67	9	W	70-53	Knoxville
1/8/68	6	4	W, 64-62	Knoxville
2/17/68	7	9	L, 63-75	Nashville
2/3/69	-	W, 65-61	Knoxville	
3/3/69	17	-	W, 70-69	Nashville
2/2/70	-	W, 77-72*	Nashville	
3/2/70	-	W, 83-76	Knoxville	
2/1/71	8	-	L, 60-65	Knoxville
3/1/71	17	-	W, 79-69	Nashville
2/7/72	-	W, 81-75	Nashville	
3/6/72	-	W, 87-74	Knoxville	
2/5/73	-	W, 72-62	Knoxville	
3/3/73	-	L, 74-86	Nashville	
1/21/74	8	L	65-82	Knoxville
2/23/74	5	W	59-53	Nashville
1/20/75	18	-	W, 65-61	Nashville
2/22/75	-	W, 75-71	Knoxville	
1/12/76	9	-	L, 66-77	Nashville
2/9/76	8	-	W, 73-59	Knoxville
1/3/77	-	W, 73-69	Nashville	
3/7/77	11	-	W, 65-55	Knoxville
1/30/78	-	L, 55-56	Nashville	
2/27/78	-	W, 59-46	Knoxville	
1/22/79	-	W, 71-70	Nashville	
2/19/79	19	-	W, 83-78	Knoxville
1/12/80	-	W, 71-63	Knoxville	
2/9/80	-	W, 51-48	Nashville	
1/17/81	11	-	W, 72-66	Nashville
2/14/81	9	-	W, 79-72	Knoxville
1/16/82	-	W, 71-69*	Knoxville	
2/13/82	-	W, 59-55	Nashville	
3/4/82	-	W, 57-54	42-Lexington	
1/29/83	-	L, 60-61	Knoxville	
2/24/83	20	-	L, 68-69	Nashville
1/28/84	-	W, 76-69	Nashville	
2/25/84	-	W, 67-61	Knoxville	
1/16/85	-	W, 87-79	Knoxville	
2/16/85	-	L, 82-85	Nashville	
3/6/85	-	W, 71-51	42-Birmingham	
1/15/86	-	L, 59-60	Nashville	
2/15/86	-	L, 62-66	Knoxville	
1/3/87	-	W, 81-72	Nashville	
2/4/87	-	W, 79-69*	Knoxville	
3/5/87	-	W, 74-57	42-Atlanta	
1/9/88	-	W, 80-72	Knoxville	
2/10/88	17	L	62-90	Nashville
2/1/89	-	L, 56-68	Nashville	
3/4/89	-	W, 78-61	Knoxville	
1/31/90	-	W, 73-72	Knoxville	
3/3/90	-	L, 74-98	Nashville	
3/19/90	-	L, 85-89	2-Nashville	
1/8/91	-	L, 68-108	Nashville	
2/9/91	-	W, 85-73	Knoxville	
1/4/92	-	W, 91-75	Knoxville	
2/22/92	-	L, 84-89	Nashville	
1/27/93	12	L	65-82	Knoxville
3/2/93	7	L	82-90*	Nashville
1/26/94	-	L, 73-85	Nashville	
3/1/94	-	L, 67-84	Knoxville	
1/15/95	-	W, 67-63	Nashville	
3/1/95	-	W, 62-58	Knoxville	
1/6/96	-	L, 55-65	Nashville	
2/24/96	-	W, 94-79	Knoxville	
1/11/97	-	W, 75-65	Knoxville	
2/12/97	-	L, 53-66	Nashville	
1/10/98	-	L, 79-80	Nashville	
2/21/98	-	W, 90-76	Knoxville	
1/27/99	-	W, 78-67	Nashville	
2/13/99	-	W, 63-62	Knoxville	
1/12/00	12	-	L, 73-76	Knoxville
2/19/00	5	-	L, 72-85	Nashville
2/3/01	8	-	W, 72-50	Nashville
2/24/01	22	-	W, 78-70	Knoxville
2/2/02	-	W, 67-65	Nashville	
2/23/02	-	L, 62-67	Knoxville	
1/18/03	-	W, 71-66	Knoxville	
3/8/03	-	W, 70-65	Nashville	
1/14/04	23	W	76-66	Knoxville
3/3/04	-	L, 58-61	Nashville	
1/8/05	-	L, 63-88	Knoxville	
2/2/05	-	L, 62-67	Nashville	
2/1/06	13	-	W, 69-62	Knoxville
3/4/06	11	-	W, 68-59	Nashville
1/10/07	16	-	L, 81-82	Nashville
2/10/07	23	W	84-57	Knoxville
1/17/08	6	16	W, 80-60	Knoxville
2/26/08	1	18	L, 69-72	Nashville
1/20/09	-	W, 76-63	Nashville	
1/14/09	-	W, 69-50	Knoxville	
1/27/10	14	21	L, 76-85	Knoxville
2/9/10	12	22	L, 71-90	Nashville
1/15/11	-	W, 67-64	Knoxville	
2/22/11	18	W	60-51	Nashville
1/24/12	-	L, 47-65	Nashville	
3/3/12	-	W, 68-61	Knoxville	
1/29/13	-	W, 58-57	Nashville	
2/13/13	-	W, 58-46	Nashville	
2/5/14	-	L, 60-64	Nashville	
3/1/14	-	W, 76-38	Knoxville	
2/11/15	-	W, 76-73*	Nashville	
2/26/15	-	L, 65-73	Knoxville	
3/12/15	-	W, 67-61	42-Nashville	
1/20/16	-	L, 74-88	Knoxville	
3/1/16	-	L, 69-86	Nashville	
3/10/16	-	W, 67-65	42-Nashville	

VERMONT				2-0
Date	AP Rank	Result	Site	
12/31/74	18	-	W, 115-66	Knoxville
12/8/84	-	W, 85-48	Knoxville	

VIRGINIA				1-2
Date	AP Rank	Result	Site	
12/29/50	7	L	72-91	Philadelphia
12/28/71	20	-	L, 67-76	27-Philadelphia
11/26/11	24	7	W, 78-68	25-New York City

VIRGINIA				4-8
Date	AP Rank	Result	Site	
2/22/17	-	W, 23-21	Charlottesville	
2/22/18	-	L, 21-58	Charlottesville	
2/2/22	-	L, 21-31	Charlottesville	
1/4/41	-	L, 30-41	Charlottesville	
12/27/58	11	-	W, 79-59	Knoxville
3/19/81	15	5	L, 48-62	1-Atlanta
3/14/82	3	L	51-54	1-Indianapolis
3/23/85	-	W, 61-54	2-Knoxville	
3/23/92	-	L, 52-77	2-Charlottesville	
12/19/00	4	14	L, 89-107	46-E.Rutherford
3/18/07	25	-	W, 77-74	1-Columbus
12/5/12	-	L, 38-46	Charlottesville	
12/30/13	-	W, 87-52	Knoxville	

VIRGINIA COMMONWEALTH (VCU)				4-1
Date	AP Rank	Result	Site	
3/15/81	15	-	W, 58-56*	1-Charlotte
12/17/90	-	W, 77-72	Knoxville	
12/21/91	-	W, 92-78	Richmond	
11/24/10	24	-	W, 77-72	25-New York City
11/14/14	15	L	69-85	59-Annapolis

VIRGINIA MILITARY INSTITUTE (VMI) 7-4			
Date	AP Rank	Result	Site
2/18/11	-	L, 19-21	Lexington
2/21/18	-	L, 19-41	Lexington
2/1/22	-	L, 19-26	Lexington
2/29/30	-	W, 28-20	45-Atlanta
12/11/54	-	W, 78-46	Knoxville
12/8/56	-	W, 84-60	Knoxville
12/2/63	-	W, 71-59	Knoxville
3/13/76	9	L, 75-81	1-Charlotte
12/22/86	-	W, 99-60	Knoxville
12/5/88	20	W, 84-82**	Knoxville
11/25/02	-	W, 88-56	Knoxville

VIRGINIA TECH 2-8			
Date	AP Rank	Result	Site
2/15/11	-	L, 20-58	Blacksburg
2/20/17	-	L, 17-41	Blacksburg
2/19/18	-	L, 15-34	Blacksburg
1/28/22	-	L, 19-26	Blacksburg
1/23/62	-	L, 73-83	Blacksburg
12/21/63	-	W, 81-60	37-Blacksburg
3/23/84	-	L, 68-72	2-Blacksburg
12/15/84	11	W, 86-75	38-Knoxville
1/2/94	-	L, 63-86	Blacksburg
12/28/94	-	L, 64-73	Knoxville

WAKE FOREST 8-2			
Date	AP Rank	Result	Site
12/31/47	-	W, 60-47	Knoxville
1/3/49	-	W, 70-51	Knoxville
1/9/50	-	L, 62-69	Asheville
1/3/51	-	W, 85-77	Knoxville
12/4/51	-	W, 77-53	Knoxville
12/9/58	6	W, 61-50	Knoxville
1/18/60	-	L, 57-84	Winston-Salem
12/20/67	9	W, 81-63	Knoxville
12/8/70	17	W, 60-59	Winston-Salem
11/30/13	-	W, 82-63	58-Paradise Island

WASHINGTON & LEE 3-4			
Date	AP Rank	Result	Site
2/17/11	-	L, 22-76	Lexington, Va.
2/21/17	-	L, 19-28	Lexington, Va.
2/20/18	-	L, 19-35	Lexington, Va.
1922	-	L, 11-40	Lexington, Va.
3/1/30	-	W, 39-28	45-Atlanta
12/9/47	-	W, 85-49	Bristol
12/3/54	-	W, 82-66	Knoxville

WAYNE STATE 0-1			
Date	AP Rank	Result	Site
<i>(AS COLLEGE OF THE CITY OF DETROIT)</i>			
2/4/31	-	L, 30-31	Knoxville

WEST VIRGINIA 3-5			
Date	AP Rank	Result	Site
12/29/58	11	5 L, 72-76	Knoxville
12/1/59	-	L, 78-93	Morgantown
3/16/89	17	L, 68-84	1-Greensboro
12/8/99	16	W, 94-54	Knoxville
12/2/00	7	W, 79-78	Morgantown
12/22/01	-	L, 72-74	Knoxville
12/21/02	-	L, 62-65	Morgantown
11/23/07	7	W, 74-72	51-Newark, N.J.

WESTERN CAROLINA 7-1			
Date	AP Rank	Result	Site
12/17/87	-	W, 87-69	Knoxville
12/20/89	-	W, 92-66	Knoxville
12/19/92	-	W, 97-55	Knoxville
12/17/93	-	L, 71-78	Knoxville
12/6/95	-	W, 63-51	Knoxville
11/30/98	-	W, 84-41	Knoxville
12/23/02	-	W, 79-61	Knoxville
12/21/12	-	W, 66-52	Knoxville

WESTERN KENTUCKY 2-0			
Date	AP Rank	Result	Site
12/16/06	-	W, 93-79	Knoxville
12/15/07	12	W, 88-82	52-Nashville

WICHITA STATE 1-2			
Date	AP Rank	Result	Site
12/27/90	-	L, 73-77	28-Honolulu
3/18/06	18	L, 73-80	1-Greensboro
12/13/12	-	23 W, 69-60	Knoxville
12/14/13	-	12 L, 61-70	Wichita

WILLIAM & MARY 4-2			
Date	AP Rank	Result	Site
12/6/54	-	W, 91-79	Knoxville
1/2/56	-	L, 83-93	Knoxville
1/1/57	12	W, 81-67	Knoxville
12/30/57	-	W, 84-62	Knoxville
12/5/59	-	L, 71-77	Knoxville
12/5/60	-	W, 83-76	Knoxville

WINTHROP 2-0			
Date	AP Rank	Result	Site
11/14/97	-	W, 75-62	Knoxville
3/16/06	18	W, 63-61	1-Greensboro

WISCONSIN 2-1			
Date	AP Rank	Result	Site
12/28/81	-	W, 79-67	14-Portland
11/21/00	9	18 W, 66-56	Knoxville
12/29/01	-	L, 62-65	Madison

WISCONSIN-MILWAUKEE 1-0			
Date	AP Rank	Result	Site
11/30/74	-	W, 85-65	Knoxville

WOFFORD 7-0			
Date	AP Rank	Result	Site
12/2/52	-	W, 76-65	Knoxville
2/7/53	-	W, 91-88	Spartanburg
12/1/53	-	W, 107-63	Knoxville
2/1/97	-	W, 60-41	Knoxville
12/7/97	-	W, 92-63	Knoxville
11/21/03	-	W, 81-70	Knoxville
11/29/04	-	W, 73-67	Knoxville

WYOMING 3-0			
Date	AP Rank	Result	Site
12/2/58	-	W, 72-71	Knoxville
12/6/58	-	W, 90-69	22-Kent
12/15/09	9	W, 77-58	Knoxville

XAVIER 12-5			
Date	AP Rank	Result	Site
1/24/36	-	L, 20-34	Cincinnati
1/8/40	-	L, 35-36	Cincinnati
12/23/41	-	W, 46-36	Cincinnati
1/24/42	-	W, 42-30	Knoxville
1/23/43	-	W, 55-23	Knoxville
2/1/43	-	W, 48-38	Cincinnati
12/22/61	-	W, 75-70	19-Lexington
12/5/62	-	W, 63-48	Knoxville
12/4/63	-	L, 57-69	Cincinnati
12/21/76	19	W, 97-73	Knoxville
12/16/78	-	L, 50-51	38-Knoxville
11/30/83	-	W, 77-57	Knoxville
12/11/04	-	W, 71-69	Knoxville
12/22/07	12	W, 82-75	Cincinnati
12/29/12	-	W, 51-47	Knoxville
11/2/13	-	L, 63-67	Cincinnati
11/29/13	-	W, 64-49	58-Paradise Island

YALE 1-1			
Date	AP Rank	Result	Site
12/30/59	-	W, 81-74	Knoxville
12/30/61	-	L, 69-78	13-Evansville

**KEY**  
 1- NCAA Tournament; 2- National Invitation Tournament; 3- All-American City Tournament; 4- All-College Tournament; 5- Alumni Bowl; 6- Big Sun Invitational; 7- Cable Car Classic; 8- Cabrillo Classic; 9- Carousel Invitational; 10- Citrus Bowl Classic; 11- Corn Bowl; 12- ECAC Holiday Festival; 13- Evansville Invitational; 14- Far West Classic; 15- Fiesta Classic; 16- Great Alaska Shootout; 17- Gulf South Classic; 18- Hurricane Classic; 19- Kentucky Invitational; 20- Las Vegas Classic; 21- Los Angeles Classic; 22- Midwestern Invitational; 23- McDonald's Classic; 24- Montgomery Invitation Tournament; 25- NIT Season Tip-Off; 26- Puerto Rico Holiday Classic; 27- Quaker City Tournament; 28- Rainbow Classic; 29- Real Madrid Christmas Tournament; 30- Rebel Roundup; 31- San Juan Shootout; 32- Steel Bowl; 33- Sugar Bowl Classic; 34- Sun Bowl Tournament; 35- Trojan Classic; 36- Utah Classic; 37- Virginia Tech Classic; 38- Volunteer Classic; 39- BCA Classic; 40- Mid-South Classic; 41- National Commissioners Invitational Tournament; 42- Southeastern Conference Tournament; 43- Collegiate Commissioners Association Tournament; 44- SIAA Tournament; 45- Southern Conference Tournament; 46- Jimmy V Classic; 47- Non-conference game; 48- Chick-fil-A Peach Bowl Classic For Kids; 49- EA Sports Maui Invitational; 51- Legends Classic; 52- Sun Belt Classic; 53- Battle in Seattle; 54- Old Spice Classic/Oriando Classic; 55- SEC/Big East Invitational; 56- U.S. Virgin Islands Paradise Jam; 57- Puerto Rico Tip-Off; 58- Battle 4 Atlantis; 59- Veterans Classic; 60- SEC/Big 12 Challenge; 61-Barclays Center Classic

\* Overtime  
 \*\* Double Overtime  
 \*\*\* Triple Overtime  
 \*\*\*\* Four Overtimes

OUTLOOK

PLAYERS

STAFF

REVIEW

RESULTS

RECORDS

HONORS

POSTSEASON

VOLMANAC

MEDIA INFO



# EXHIBITION RESULTS

Date	Opponent	Result	Site	Date	Opponent	Result	Site
12/27/1940	191st FA	W, 85-2	Knoxville	11/11/1999	Marathon Oil	W, 110-80	Knoxville
12/30/1942	Fort Knox	L, 35-38	Knoxville	11/15/1999	CBC Siroki	W, 78-69	Knoxville
2/2/1946	Fort Benning	L, 32-34	Knoxville	11/6/2000	BC Flowtex	W, 106-60	Knoxville
1/6/1964	Phillips "66"	W, 68-55	Knoxville	11/12/2000	Athletes In Action	W, 101-97*	Knoxville
1/21/1964	Fort Knox	W, 96-56	Knoxville	11/1/2001	EA Sports	W, 68-64	Knoxville
12/3/1965	Quantic Marines	W, 65-56	Knoxville	11/9/2001	Worldwide	L, 81-84	Knoxville
12/30/1965	Hawaii Marines	W, 84-54	Honolulu	11/8/2002	EA Sports	W, 75-70	Knoxville
1/4/1972	Poland Olympic	W, 84-75	Knoxville	11/4/2002	BC Cesis of Latvia	W, 108-80	Knoxville
12/27/1973	Sub Pac	L, 79-81	Honolulu	10/16/2003	Libre	L, 92-96	La Romana, D.R.
12/3/1974	St. Kilda's of Melbourne	W, 100-69	Knoxville	10/17/2003	U-21 Dominicana Nat'l Team	W, 95-92	Santo Domingo, D.R.
12/13/1975	St. Mary's, Canada	W, 119-70	Knoxville	11/5/2003	EA Sports	W, 110-83	Knoxville
11/13/1976	St. Kilda's of Melbourne	W, 98-72	Knoxville	11/4/2003	Southeast All-Stars	W, 114-71	Knoxville
12/24/1976	Nice, France	W, 98-95	Madrid, Spain	11/5/2004	Tusculum	W, 117-89	Knoxville
12/25/1976	African All-Stars	W, 112-85	Madrid, Spain	11/3/2004	Carson-Newman	W, 95-59	Knoxville
12/26/1976	Real Madrid	L, 103-113	Madrid, Spain	11/3/2005	Southern Indiana	W, 86-78	Knoxville
11/23/1977	Czechoslovakia	W, 87-82	Knoxville	11/1/2005	Carson-Newman	W, 106-73	Knoxville
11/15/1984	Spirit Express	W, 93-75	Knoxville	10/31/2006	LeMoyné-Owen	W, 126-66	Knoxville
11/11/1986	Yugoslavian Nat'l Team	L, 84-102	Knoxville	11/3/2006	Tusculum	W, 100-57	Knoxville
11/26/1987	Spirit Express	L, 66-77	Memphis	8/10/2007	BK Sadska	W, 113-64	Podebrady, Czech Rep.
11/21/1988	Soviet National Team	W, 83-81	Knoxville	8/11/2007	BK Kolín	W, 110-70	Kolín, Czech Rep.
11/16/1989	Polish National	W, 103-90	Knoxville	8/14/2007	SPU Nitra	W, 109-92	Nitra, Slovakia
11/18/1989	Marathon Oil	L, 86-94	Knoxville	8/15/2007	Pezinok BK	L, 103-98	Bratislava, Slovakia
11/14/1990	Marathon Oil	L, 76-80	Knoxville	8/16/2007	BK Klosterneuburg	W, 104-75	Klosterneuburg, Austria
11/18/1990	Sydney (Australia) Kings	W, 78-73	Knoxville	11/2/2007	California (PA)	W, 106-46	Knoxville
11/15/1991	Czechoslovakia National	W, 74-54	Knoxville	11/5/2007	Lincoln Memorial	W, 124-61	Knoxville
12/8/1991	Athletes In Action	L, 88-104	Knoxville	11/3/2008	Indianapolis	W, 87-73	Knoxville
11/15/1992	Spirit Express	W, 89-73	Knoxville	11/7/2008	Tusculum	W, 82-51	Knoxville
11/23/1992	Ukraine National Team	W, 81-71	Knoxville	10/30/2009	North Alabama	W, 117-79	Knoxville
11/17/1993	Belorussia National	W, 102-85	Knoxville	11/4/2009	Lincoln Memorial	W, 97-58	Knoxville
11/21/1993	Verich Reps-AAU	W, 96-80	Knoxville	11/3/2010	Brevard	W, 91-42	Knoxville
11/10/1994	Ukraine National	W, 77-70	Knoxville	11/8/2010	Indianapolis	L, 79-64	Knoxville
11/16/1994	Marathon Oil	W, 79-70	Knoxville	11/3/2011	Carson-Newman	W, 73-52	Knoxville
11/11/1995	Brazil Select	W, 92-64	Knoxville	11/7/2011	Lincoln Memorial	W, 76-67	Knoxville
11/21/1995	Marathon Oil	W, 82-73	Knoxville	8/8/2012	All-Star Italy	W, 83-32	Rome, Italy
11/12/1996	Select Yugoslavia	L, 64-72	Knoxville	8/10/2012	BC Atletas	W, 82-68	Montecatini, Italy
11/18/1996	Marathon Oil	W, 93-74	Knoxville	8/12/2012	BC Zeta Goubocvi	W, 126-44	San Marino
8/14/1997	LeVallois	L, 79-86	Paris, France	8/14/2012	Amici del Campetto	W, 109-59	Como, Italy
8/16/1997	ASJA Vichy	W, 75-67	Vichy, France	11/5/2012	Victory University	W, 99-57	Knoxville
8/17/1997	Maurieenne Savorie	L, 56-71	Crest, France	11/2/2013	Florida Southern	W, 105-80	Knoxville
8/19/1997	Hyeres Toulon Var	W, 83-59	Hyeres, France	11/7/2013	Southern Indiana	W, 78-47	Knoxville
8/20/1997	ASA Sienna	L, 70-83	Sienna, Italy	11/3/2014	Pikeville	W, 80-62	Knoxville
8/23/1997	Vacallo	W, 59-56	Chiasso, Italy	11/8/2014	Lenoir-Rhyne	W, 77-49	Knoxville
8/23/1997	Rijeka	L, 47-64	Chiasso, Italy	11/6/15	Alabama-Huntsville	W, 96-83	Knoxville
8/24/1997	Vacallo	W, 52-44	Chiasso, Italy				
8/24/1997	Rijeka	W, 51-48	Chiasso, Italy				
11/4/1997	California All-Stars	W, 96-83	Knoxville				
11/9/1997	Marathon Oil	W, 90-64	Knoxville				
11/5/1998	California All-Stars	W, 83-75	Knoxville				
11/9/1998	Hungary BC Honved	W, 90-71	Knoxville				

**Overall Record:** 74-18  
**U.S. Mainland:** 57-10  
**Overseas:** 17-8

# LONGEST WIN STREAKS

Overall	Begin: W, 30-27 at Louisville (2/20/1915)
15 gms	End: L, 15-23 vs. Maryville (1/20/1917)
14 gms	Begin: W, 18-15 vs. Maryville (1/8/1923)
	End: L, 25-28 at Vanderbilt (2/22/1923)
13 gms	Begin: W, 31-30 at Louisville YMCA (2/13/1914)
	End: L, 13-22 at Kentucky (2/17/1915)
12 gms	Begin: W, 99-90 vs. Seton Hall (12/11/1976)
	End: L, 89-103 vs. UCLA (1/30/1977)
11 gms	Begin: W, 93-59 vs. North Carolina A&T (11/27/2007)
	End: L, 66-72 at Kentucky (1/22/2008)
11 gms	Begin: W, 95-56 vs. Elon (11/22/1999)
	End: L, 68-88 vs. Tulsa (12/23/1999)
10 gms	Begin: W, 80-63 at Tulane (1/9/1965)
	End: L, 58-63 at Alabama (2/20/1965)
10 gms	Begin: W, 83-48 vs. Georgia Tech (1/22/1966)
	End: L, 63-67 at Florida (2/21/1966)
10 gms	Begin: W, 75-62 vs. Winthrop (11/14/1997)
	End: L, 69-83 at Florida (1/3/1998)

Home	Begin: W, 83-52 vs. Middle Tennessee (11/10/2006)
37 gms	End: L, 79-89 at vs. Gonzaga (1/7/2009)
33 gms	Begin: W, 64-46 vs. Tulane (1/3/1966)
	End: L, 52-53 vs. Auburn (2/24/1968)
28 gms	Begin: W, 34-31 vs. Georgia Tech (2/18/1935)
	End: L, 25-39 vs. Kentucky (3/1/1937)
26 gms	Begin: W, 46-27 vs. Tennessee Tech (12/7/1940)
	End: L, 28-30 vs. Kentucky (1/16/1943)
20 gms	Begin: W, 32-26 vs. Knoxville YMCA (2/7/1922)
	End: L, 23-28 vs. Mercer (1/26/1924)
20 gms	Begin: W, 30-23 vs. Maryville College (1/22/1929)
	End: L, 32-36 at vs. Kentucky (1/31/1931)
20 gms	Begin: W, 90-68 vs. Northern Michigan (12/1/1970)
	End: L, 62-63 vs. LSU (1/31/1972)
<b>Road</b>	
11 gms	Begin: W, 30-27 at Louisville (2/20/1915)
	End: L, 17-18 at Tusculum (2/19/1917)
7 gms	Begin: W, 37-36 at Vanderbilt (2/17/1941)
	End: L, 35-37 at Duke (1/5/1942)
<b>SEC</b>	
13 gms	Begin: W, 73-62 vs. Auburn (2/7/1979)
	End: L, 74-75 vs. LSU (1/19/1980)



## Milestone Victories

Win	Score	Opponent	Date
1	55-16	Tennessee School for the Deaf	1/27/1909
100	29-28	at Georgia Tech	2/19/1921
200	33-23	Tennessee Wesleyan	2/2/1932
300	46-19	at Sewanee	1/26/1940
400	63-27	Auburn	2/3/1947
500	66-50	vs. Denver	1/2/1954
600	85-83	Vanderbilt	1/6/1962
700	87-59	at Kentucky	1/22/1968
800	72-71	Alabama	2/24/1973
900	66-55	at Kentucky	1/20/1979
1000	83-59	Ole Miss	1/8/1984
1100	83-82	Washington State	12/30/1989
1200	69-46	Appalachian State	11/28/1997
1300	71-69	Gardner-Webb	11/22/2002
1400	88-82	vs. Western Kentucky	12/15/2008
1500	64-49	Auburn	1/28/2012

## Milestone Games

Game	Score	Opponent	Date
1	L, 10-20	at Asheville YMCA	1/22/1909
100	W, 25-20	at Louisville	2/24/1916
500	W, 26-23	at Alabama	1/13/1940
1000	W, 66-65	Florida State	1/2/1963
1500	W, 64-63	at Colorado	12/8/1981
2000	W, 77-67	Ole Miss	1/17/1998
2500	W, 82-75	at Auburn	3/6/2013

## OVERTIME RESULTS

Date	Opponent	Result	Site
1/31/30	Kentucky	W, 29-24*	Knoxville
1/31/31	Kentucky	L, 32-36*	Knoxville
1/16/37	at Alabama	W, 36-31**	Tuscaloosa
1/13/39	at Alabama	L, 37-39**	Tuscaloosa
2/10/39	Alabama	L, 37-42**	Knoxville
2/18/39	Kentucky	L, 34-36**	Knoxville
3/1/40	Kentucky	L, 29-30**	Knoxville
2/5/49	Georgia Tech	L, 71-72*	Knoxville
1/7/52	Tulane	L, 65-71*	Knoxville
2/9/57	at Miss. State	L, 90-99**	Starkville
1/25/64	vs. Duke	L, 65-67**	Greensboro
1/15/66	at Miss. State	L, 74-75**	Starkville
1/23/67	at Kentucky	W, 52-50**	Lexington
3/6/67	at Miss. State	W, 78-76**	Starkville
1/5/70	Ole Miss	L, 57-59**	Knoxville
2/2/70	at Vanderbilt	W, 77-72**	Nashville
1/10/76	at Kentucky	W, 90-88*	Lexington
2/16/76	at Auburn	L, 72-73*	Auburn
2/28/76	at Alabama	L, 90-93**	Tuscaloosa
1/12/77	at Kentucky	W, 71-67*	Lexington
3/13/77	Syracuse	L, 88-93*	Baton Rouge
2/5/79	at Miss. State	L, 84-90**	Starkville
2/10/79	Georgia	W, 87-81**	Knoxville
3/3/79	Kentucky	W, 75-69*	Birmingham
12/19/79	Alabama	W, 79-78***	Knoxville
1/3/81	at Alabama	W, 70-69*	Tuscaloosa
2/25/81	at Georgia	L, 75-76*	Athens
3/15/81	VCU	W, 58-56*	Charlotte
1/16/82	Vanderbilt	W, 71-69*	Knoxville
1/30/82	at Alabama	L, 72-77*	Tuscaloosa
2/3/82	Ole Miss	L, 53-55*	Knoxville
1/8/83	at Ole Miss	L, 55-56*	Oxford
1/15/83	Miss. State	L, 74-75*	Knoxville
3/11/83	LSU	W, 74-71*	Birmingham

Date	Opponent	Result	Site
1/14/84	at Miss. State	L, 56-63*	Starkville
2/6/84	at LSU	L, 59-61*	Baton Rouge
2/18/84	at Florida	W, 75-74**	Gainesville
3/8/84	Florida	W, 80-74*	Nashville
1/30/85	at Georgia	W, 80-79**	Athens
12/27/85	SW Louisiana	L, 78-79**	New Orleans
1/2/86	Florida	L, 75-77*	Knoxville
12/27/86	Southern Cal	L, 76-81*	Knoxville
12/30/86	Florida State	L, 90-91*	Orlando
1/31/87	Ole Miss	L, 70-73*	Knoxville
2/4/87	Vanderbilt	W, 79-69*	Knoxville
2/11/87	at Kentucky	L, 84-91*	Lexington
12/19/87	Florida State	W, 81-78*	Knoxville
1/6/88	Ole Miss	W, 77-68*	Knoxville
12/5/88	VMI	W, 84-82**	Knoxville
12/17/88	South Carolina	L, 81-83*	Knoxville
1/25/89	at Alabama	L, 85-87*	Tuscaloosa
12/5/89	New Mexico	W, 96-85*	Knoxville
12/10/89	Oregon State	L, 90-96*	Knoxville
2/7/90	at Miss. State	W, 84-83*	Starkville
2/10/93	at S. Carolina	L, 107-111**	Columbia
3/2/93	at Vanderbilt	L, 82-90*	Nashville
2/7/94	NC State	L, 70-72*	Knoxville
12/7/96	at Penn State	L, 41-42*	State College
3/12/98	Illinois State	L, 81-82*	Sacramento
12/19/98	at South Fla.	W, 75-68*	Tampa
1/18/00	at Florida	W, 81-79**	Gainesville
2/12/00	Florida	W, 76-73*	Knoxville
1/6/01	at Auburn	W, 96-88**	Auburn
1/27/01	at Georgia	L, 75-77**	Athens
2/7/01	at Arkansas	L, 77-82*	Fayetteville
2/27/01	at S. Carolina	W, 68-67*	Columbia
1/9/02	Florida	L, 100-104*	Knoxville
1/16/02	at Miss. State	L, 91-92*	Starkville

Date	Opponent	Result	Site
2/6/02	Kentucky	W, 76-74*	Knoxville
3/2/02	Georgia	W, 71-63*	Knoxville
1/22/03	Georgia	L, 76-81*	Athens
1/20/04	Kentucky	L, 68-69*	Knoxville
1/19/05	at Florida	W, 83-76*	Gainesville
12/23/06	Texas	W, 111-105*	Knoxville
2/21/07	Alabama	W, 69-66*	Knoxville
3/8/07	vs. LSU	L, 67-76*	Atlanta
3/23/08	vs. Butler	W, 76-71*	Birmingham
1/7/09	Gonzaga	L, 79-89*	Knoxville
1/16/10	Ole Miss	W, 71-69	Knoxville
1/11/11	Florida	L, 75-81*	Knoxville
2/5/11	Alabama	L, 60-65*	Knoxville
11/22/11	vs. Memphis	L, 97-99**	Lahaina, Maui
1/18/12	at Georgia	L, 53-57*	Athens
2/29/12	at LSU	W, 74-69*	Baton Rouge
3/9/12	vs. Ole Miss	L, 72-77*	New Orleans
2/23/13	at Texas A&M	W, 93-85***	College Station
2/22/14	at Texas A&M	L, 65-68*	College Station
3/19/14	vs. Iowa	W, 78-65*	Dayton
2/11/15	at Vanderbilt	W, 76-73*	Nashville

Overall Record: 39-50

Single Overtime Record: 27-37

Double Overtime Record: 8-14

Triple Overtime Record: 3-0

Four Overtime Record: 1-0

\* Single Overtime

\*\* Double Overtime

\*\*\* Triple Overtime

\*\*\*\* Four Overtimes

## PRESEASON/HOLIDAY TOURNAMENTS

**ALL-AMERICAN CITY TOURNAMENT**

Owensboro, Kentucky	2-1
<b>1954 - Third Place</b>	
12/30/53 Evansville	L, 71-107
1/1/54 Arizona State	W, 69-57
1/2/54 Denver	W, 66-50

**ALL-COLLEGE CLASSIC**

Oklahoma City, Oklahoma	2-2
<b>1969 - Third Place</b>	
12/26/69 St. Francis (Pa.)	W, 82-59
12/27/69 Niagara	L, 68-69
12/28/69 Memphis State	W, 72-51

**2005**

12/22/05 Oklahoma State	L, 73-89
-------------------------	----------

**ALUMINUM BOWL**

Little Rock, Arkansas	0-2
<b>1960</b>	
12/21/60 Texas	L, 73-77
12/22/60 Arkansas	L, 76-89

**BARCLAYS CENTER CLASSIC**

New York City	0-2
<b>2015 - Fourth Place</b>	
11/27/15 George Washington	L, 70-73
11/28/15 Nebraska	L, 71-82

**BATTLE 4 ATLANTIS**

Paradise Island, Bahamas	2-1
<b>2013</b>	
11/28/13 UTEP	L, 70-78
11/29/13 Xavier	W, 64-49
11/30/13 Wake Forest	W, 82-63

**BATTLE IN SEATTLE**

Seattle, Washington	1-0
<b>2007</b>	
12/29/07 Gonzaga	W, 82-72

**BIG SUN INVITATIONAL**

St. Petersburg, Florida	2-0
<b>1974 - Champions</b>	
12/20/74 Columbia	W, 108-73
12/21/74 Missouri	W, 99-77

**BCA CLASSIC**

Albuquerque, New Mexico	0-1
<b>1998</b>	
11/13/98 Arizona	L, 72-73

**CABLE CAR CLASSIC**

Santa Clara, California	2-0
<b>1978 - Champions</b>	
12/22/78 San Jose State	W, 73-68
12/23/78 Seton Hall	W, 94-80

**CABRILLO CLASSIC**

San Diego, California	1-1
<b>1979</b>	
12/28/79 Indiana	L, 68-70
12/29/79 San Diego State	W, 96-77

**CAROUSEL INVITATIONAL**

Charlotte, North Carolina	3-3
<b>1955 - Sixth Place</b>	
12/19/55 Boston University	W, 80-77
12/20/55 Clemson	L, 86-89
12/21/55 Colgate	L, 83-87
<b>1957 - Third Place</b>	
12/19/57 Bucknell	W, 89-71
12/20/57 Louisiana Tech	L, 61-68
12/21/57 LSU	W, 63-62

**CITRUS BOWL CLASSIC**

Orlando, Florida	1-1
<b>1986 - Runner-up</b>	
12/29/86 Central Florida	W, 81-62
12/30/86 Florida State	L, 90-91*

**CORN BOWL**

Des Moines, Iowa	2-0
<b>1949 - Champions</b>	
12/29/49 Utah State	W, 66-62
12/30/49 Drake	W, 64-57

**ECAC HOLIDAY FESTIVAL**

New York City, New York	0-2
<b>1972</b>	
12/27/72 St. John's	L, 55-56
12/28/72 Niagara	L, 62-66

**EVANSVILLE INVITATIONAL**

Evansville, Indiana	1-1
<b>1961 - Runner-up</b>	
12/29/61 Pittsburgh	W, 84-83
12/30/61 Yale	L, 69-78

**FAR WEST CLASSIC**

Portland, Oregon	3-3
<b>1964 - Runner-up</b>	
12/28/64 Portland	W, 70-59
12/29/64 Oregon	W, 70-63
12/30/64 Oregon State	L, 27-48

**1981**

12/27/81 Portland	L, 62-71
12/28/81 Wisconsin	W, 79-67
12/29/81 Pittsburgh	L, 54-55

**FIESTA CLASSIC**

Tempe, Arizona	1-1
<b>1977 - Third Place</b>	
12/27/77 San Francisco	L, 75-84
12/3/77 Iowa State	W, 81-76

**GREAT ALASKA SHOOTOUT**

Anchorage, Alaska	2-4
<b>1984</b>	
11/23/84 Alabama-Birmingham	L, 65-70
11/24/84 Idaho State	W, 65-59
11/25/84 Maryland	L, 49-72

**2001 - Sixth Place**

11/21/01 Marquette	L, 74-85
11/23/01 Alaska-Anchorage	W, 74-54
11/24/01 St. John's	L, 55-69

**GULF SOUTH CLASSIC**

Shreveport, Louisiana	4-0
<b>1963 - Champions</b>	
12/27/63 Arkansas	W, 77-57
12/28/63 Centenary	W, 70-63

**1965 - Champions**

12/17/65 Louisiana Tech	W, 71-55
12/18/65 Centenary	W, 49-43

**HURRICANE CLASSIC**

Miami, Florida	1-1
<b>1960 - Third Place</b>	
12/28/60 Holy Cross	L, 67-68
12/29/60 Army	W, 88-71

**JIMMY V CLASSIC**

East Rutherford, New Jersey	0-1
<b>2000</b>	
12/19/00 Virginia	L, 89-107

**KENTUCKY INVITATIONAL**

Lexington, Kentucky	1-1
<b>1961 - Third Place</b>	
12/22/61 Kentucky	L, 69-96
12/22/61 Xavier	W, 75-70

**LEGENDS CLASSIC**

Newark, New Jersey	3-1
<b>2007 - Runner-up</b>	
11/14/07 Ark.-Monticello (Knoxville)	W, 101-44
11/16/07 Prairie View A&M (Knoxville)	W, 89-75
11/23/07 West Virginia	W, 74-72
11/24/07 Texas	L, 78-97

**LAS VEGAS CLASSIC**

Las Vegas, Nevada	1-1
<b>1982</b>	
12/28/82 San Jose State	W, 50-42
12/29/82 UNLV	L, 54-70

**LOS ANGELES CLASSIC**

Los Angeles, California	2-1
<b>1967 - Fifth Place</b>	
12/27/67 Iowa	L, 59-64
12/28/67 Southern Cal	W, 78-68
12/29/67 Utah State	W, 85-66

**MAUI INVITATIONAL**

Lahaina, Maui, Hawaii	2-4
<b>2004 - Fourth Place</b>	
11/22/04 Stanford	W, 69-57
11/23/04 North Carolina	L, 81-94
11/24/04 Texas	L, 70-95

**2011 - Seventh Place**

11/21/11 Duke	L, 67-77
11/22/11 Memphis	2OT L, 97-99
11/23/11 Chaminade	W, 86-60

**MIDWESTERN INVITATIONAL**

Kent, Ohio	2-0
<b>1958 - Champions</b>	
12/5/58 Michigan	W, 80-66
12/6/58 Wyoming	W, 90-69

**MID-SOUTH CLASSIC**

Memphis, Tennessee	1-1
<b>1989 - Runner-up</b>	
11/24/89 Austin Peay	W, 71-69
11/25/89 Memphis State	L, 72-91

**McDONALD'S CLASSIC**

San Diego, California	2-0
<b>1988 - Champions</b>	
12/20/88 Alabama-Birmingham	W, 111-99
12/21/88 San Diego State	W, 77-75

**MONTGOMERY INVITATIONAL**

Montgomery, Alabama	1-1
<b>1954 - Runner-up</b>	
12/17/54 Miami (Fla.)	W, 89-80
12/18/54 Auburn	L, 64-73

**NIT SEASON TIP-OFF**

Campus Sites / New York City	7-3
<b>1992</b>	
11/19/92 at Rutgers	W, 87-79
11/21/92 at Seton Hall	L, 64-72
<b>2006 - Fourth Place</b>	
11/13/06 Fordham (Nashville)	W, 78-71
11/14/06 UNC Wilmington (Nashville)	W, 87-75
11/22/06 Butler (New York)	L, 44-55
11/24/06 North Carolina (New York)	L, 87-101

**2010 - Champions**

11/16/10	Belmont (Knoxville)	W, 85-76
11/17/10	Missouri State (Knoxville)	W, 60-56
11/24/10	VCU (New York)	W, 77-72
11/26/10	Villanova (New York)	W, 78-68

**OLD SPICE CLASSIC/ORLANDO CLASSIC**

Orlando, Florida	2-1
------------------	-----

**2008 - Runner-up**

11/27/08	Siena	W, 78-64
11/28/08	Georgetown	W, 90-78
11/30/08	Gonzaga	L, 74-83

**2014 - Fourth Place**

11/27/14	Santa Clara	W, 64-57
11/28/14	Kansas	L, 67-82
11/30/14	Marquette	L, 59-67

**PEACH BOWL CLASSIC**

Atlanta, Georgia	1-0
------------------	-----

**2002**

12/15/02	vs. Georgia Tech	W, 70-69
----------	------------------	----------

**PUERTO RICO HOLIDAY CLASSIC**

Bayamon, Puerto Rico	2-1
----------------------	-----

**1999 - Runner-up**

12/21/99	American-Puerto Rico	W, 102-58
12/22/99	Southern Illinois	W, 87-74
12/23/99	Tulsa	L, 68-88

**PUERTO RICO TIP-OFF**

Bayamon, Puerto Rico	2-1
----------------------	-----

**2012 - Fourth Place**

11/15/12	UNC Asheville	W, 75-68
11/16/12	Oklahoma State	L, 45-62
11/18/12	UMass	W, 83-69

**QUAKER CITY TOURNAMENT**

Philadelphia, Pennsylvania	2-1
----------------------------	-----

**1971 - Third Place**

12/27/71	Manhattan	W, 76-70
12/28/71	Villanova	L, 67-76
12/30/71	Boston College	W, 61-60

**RAINBOW CLASSIC**

Honolulu, Hawaii	9-9
------------------	-----

**1965 - Fifth Place**

12/27/65	St. Louis	L, 57-59
12/29/65	Hawaii	W, 88-41
12/30/65	Hawaii Marines (Exh.)	W, 84-54

**1973 - Seventh Place**

12/27/73	Sub Pac (Exh.)	L, 79-81
12/28/73	Providence	L, 60-64
12/29/73	Santa Clara	W, 80-76

**1978 - Sixth Place**

12/27/78	Utah	L, 71-80
12/29/78	Fordham	W, 83-58
12/30/78	Boston College	L, 72-74

**1983 - Fourth Place**

12/27/83	Navy	W, 76-61
12/29/83	Hawaii	L, 60-73
12/30/83	Alabama-Birmingham	L, 66-84

**1990 - Sixth Place**

12/27/90	Wichita State	L, 73-77
12/29/90	Iona	W, 93-77
12/30/90	Alaska-Anchorage	L, 78-86

**2000 - Champions**

12/28/00	George Washington	W, 92-81
12/29/00	Iowa	W, 80-68
12/30/00	Hawaii	W, 69-58

**REAL MADRID CHRISTMAS TOURNAMENT**

Madrid, Spain	2-1
---------------	-----

**1976 - Runner-up**

12/24/76	Nice, France (Exh.)	W, 98-95
12/25/76	African All-Stars (Exh.)	W, 112-85
12/26/76	Real Madrid (Exh.)	L, 103-113

**REBEL ROUNDUP**

Las Vegas, Nevada	0-2
-------------------	-----

**1977**

12/20/77	Iowa	L, 86-92
12/21/77	Northwestern	L, 86-93

**SAN JUAN SHOOTOUT**

San Juan, Puerto Rico	1-2
-----------------------	-----

**1991 - Fourth Place**

11/29/91	American-Puerto Rico	W, 105-85
11/30/91	TCU	L, 59-73
12/1/91	Miami (Fla.)	L, 60-72

**STEEL BOWL**

Pittsburgh, Pennsylvania	0-2
--------------------------	-----

**1960**

12/16/60	Duquesne	L, 64-79
12/17/60	Colgate	L, 73-76

**SUGAR BOWL CLASSIC**

New Orleans, Louisiana	6-4
------------------------	-----

**1936**

12/31/36	Arkansas	L, 34-42
----------	----------	----------

**1941 - Champions**

12/30/41	Long Island	W, 36-33
----------	-------------	----------

**1966**

12/29/66	Bradley	L, 53-60
12/30/66	Boston College	L, 61-68

**1975 - Champions**

12/29/75	Pennsylvania	W, 77-70
12/30/75	Tulane	W, 97-73

**1980 - Champions**

12/28/80	UNC Asheville	W, 69-53
12/29/80	Duke	W, 90-69

**1985**

12/27/85	SW Louisiana	L, 78-79**
12/28/85	Texas A&M	W, 70-64

**SUN BELT CLASSIC**

Nashville, Tennessee	1-0
----------------------	-----

**2007**

12/15/07	Western Kentucky	W, 88-82
----------	------------------	----------

**SUN BOWL TOURNAMENT**

El Paso, Texas	1-1
----------------	-----

**1962 - Third Place**

12/28/62	Texas Western	L, 57-77
12/29/62	Denver	W, 59-58

**TROJAN CLASSIC**

Los Angeles, California	1-1
-------------------------	-----

**1970 - Third Place**

12/29/70	Houston	L, 65-68
12/30/70	Michigan State	W, 81-70

**U.S. VIRGIN ISLANDS PARADISE JAM**

St. Thomas, U.S. Virgin Islands	2-1
---------------------------------	-----

**2009 - Runner-up**

11/20/09	East Carolina	W, 105-66
11/22/09	DePaul	W, 57-53
11/23/09	Purdue	L, 72-73

**UTAH CLASSIC**

Salt Lake City, Utah	1-1
----------------------	-----

**1976 - Third Place**

12/10/76	San Francisco	L, 77-86
12/11/76	Seton Hall	W, 99-90

**VIRGINIA TECH TOURNAMENT**

Blacksburg, Virginia	2-0
----------------------	-----

**1963 - Champions**

12/20/63	Maryland	W, 70-59
12/21/63	Virginia Tech	W, 81-60

**VOLUNTEER CLASSIC**

Knoxville, Tennessee	44-4
----------------------	------

**1966 - Champions**

12/16/66	Auburn	W, 73-49
12/17/66	Clemson	W, 52-44

**1967 - Champions**

12/15/67	Illinois	W, 66-42
12/16/67	Tulsa	W, 56-48

**1968 - Champions**

12/13/68	Oklahoma	W, 55-49
12/14/68	Southern Illinois	W, 54-41

**1969 - Champions**

12/19/69	Montana State	W, 71-62
12/20/69	LaSalle	W, 55-47

**1970 - Champions**

12/18/70	San Francisco	W, 79-59
12/19/70	Providence	W, 77-58

**1971 - Champions**

12/17/71	Penn State	W, 57-55
12/18/71	Michigan State	W, 85-61

**1972 - Runner-up**

12/15/72	Syracuse	W, 87-83
12/16/72	Missouri	L, 57-67

**1973 - Champions**

12/14/73	DePaul	W, 96-61
12/15/73	Temple	W, 11-6

**1974 - Champions**

12/13/74	Navy	W, 86-59
12/14/74	Harvard	W, 84-59

**1975 - Champions**

12/19/75	Army	W, 99-69
12/20/75	Clemson	W, 77-66

**1976 - Champions**

12/17/76	LaSalle	W, 92-85
12/18/76	St. John's	W, 86-81

**1977 - Runner-up**

12/16/77	Dartmouth	W, 77-58
12/17/77	Utah	L, 80-85

**1978 - Runner-up**

12/15/78	Niagara	W, 100-80
12/16/78	Xavier	L, 50-51

**1979 - Champions**

12/14/79	Fordham	W, 88-63
12/15/79	Arizona State	W, 82-79

**1980 - Champions**

12/19/80	Iona	W, 80-54
12/20/80	Brigham Young	W, 81-65

**1981 - Champions**

12/18/81	American University	W, 59-58
12/19/81	California	W, 80-48

**1982 - Champions**

12/17/82	St. Francis (NY)	W, 70-51
12/18/82	Miami (Ohio)	W, 69-62

**1983 - Champions**

12/16/83	Montana State	W, 64-41
12/17/83	Louisiana Tech	W, 71-61

**1984 - Champions**

12/14/84	Southern Mississippi	W, 89-73
12/15/84	Virginia Tech	W, 86-75

**1985 - Champions**

12/20/85	Furman	W, 79-45
12/21/85	UNC Wilmington	W, 85-57

**1986 - Champions**

12/19/86	Ball State	W, 78-52
12/20/86	UNC Charlotte	W, 86-69

**1987 - Champions**

12/28/87	Army	W, 75-52
12/29/87	Pepperdine	W, 96-75

**1988**

12/28/88	Miami (Ohio)	W, 94-83
12/29/88	Memphis State	W, 76-74

**1989**

12/29/89	Fordham	L, 85-93
12/30/89	Washington State	W, 83-82

OUTLOOK

PLAYERS

STAFF

REVIEW

RESULTS

RECORDS

HONORS

POSTSEASON

VOLMANAC

MEDIA INFO





# YEARLY RESULTS

## 1908-09 2-5

**Coach:** None  
**Captain:** Nathan W. Dougherty

Date	Opponent	Result	Site
J22	at Asheville YMCA	L, 10-20	Asheville
J23	at Asheville School	L, 19-29	Asheville
J27	TSD	W, 55-16	Knoxville
J28	at Carson Newman	L, 21-29	Jefferson City
J29	at Bristol YMCA	L, 31-47	Bristol
J30	at Bristol YMCA	L, 24-28	Bristol
F4	at TMI	W, 21-20	Sweetwater

## 1909-10 7-8

**Coach:** None  
**Captain:** Solon S. Kipp

Date	Opponent	Result	Site
D16	Central University	W, 33-31	Knoxville
D20	at Newport YMCA	L, 23-37	Newport
J4	TSD	W, 60-10	Knoxville
J9	at Maryville	W, 30-28	Maryville
J12	Maryville	L, 28-35	Knoxville
F8	Knoxville YMCA	W, 37-15	Knoxville
F12	Mooney School	W, 31-22	Knoxville
F16	at Kentucky	L, 5-20	Lexington
F17	at St. Mary's College	L, 23-26	St. Mary
F18	at Central University	L, 8-62	Danville
F19	at Mooney School	W, 17-15	Harriman
F21	at S. Chattanooga YMCA	L, 20-33	Chattanooga
F26	Knoxville YMCA	L, 21-42	Knoxville
M1	at Maryville	W, 19-16	Maryville
M5	Knoxville YMCA	L, 23-29	Knoxville

## 1910-11 7-9

**Coach:** A. A. Stone  
**Captain:** Earl F. Ketchen

Date	Opponent	Result	Site
J11	TSD	L, 30-42	Knoxville
J14	at Maryville	W, 36-28	Maryville
J17	Knoxville YMCA	W, 46-41	Knoxville
J20	Knoxville YMCA	L, 22-36	Knoxville
F10	Knoxville YMCA	W, 34-30	Knoxville
F11	Maryville	W, 41-24	Knoxville
F13	at Tusculum	W, 45-26	Greeneville
F14	at Emory & Henry	W, 38-34	Bristol
F15	at Virginia Tech	L, 20-58	Blacksburg
F17	at Washington & Lee	L, 22-76	Lexington, Va.
F18	vs. VMI	L, 19-21	Lexington, Va.
F20	at Duke	L, 25-48	Durham
F21	at North Carolina	L, 21-40	Chapel Hill
F22	at Guilford College	L, 39-46	Greensboro
F25	at Mooney School	L, 13-43	Harriman
F27	at Maryville	W, 33-29	Maryville

## 1911-12 5-5

**Coach:** Zora G. Cleverger  
**Captain:** A. E. Leonhardt

Date	Opponent	Result	Site
D16	Maryville	W, 53-18	Knoxville
J12	Knoxville YMCA	L, 23-32	Knoxville
J22	Knoxville YMCA	W, 31-22	Knoxville
F6	at Central University	L, 27-28	Danville
F7	at Kentucky	L, 15-27	Lexington
F8	at Georgetown (Ky.)	L, 17-46	Georgetown
F9	at Transylvania	L, 19-20	Lexington
F10	at Eastern Kentucky	W, 44-13	Richmond
F16	Knoxville YMCA	W, 35-31	Knoxville
F26	Knoxville YMCA	W, 36-35	Knoxville

## 1912-13 9-5

**Coach:** Zora G. Cleverger  
**Captain:** Victor H. Klein

Date	Opponent	Result	Site
D9	Knoxville All-Stars	W, 40-26	Knoxville
D11	Knoxville High School	W, 38-22	Knoxville
D16	Knoxville Central H.S.	W, 44-20	Knoxville
J11	Maryville	W, 37-28	Knoxville
J13	Associates	W, 56-16	Knoxville
J17	Georgia	L, 22-52	Knoxville
J24	at Chattanooga	W, 27-18	Chattanooga
F5	at Chattanooga	W, 24-23	Chattanooga

F6	at Georgia	L, 13-38	Athens
F7	at Mercer	L, 18-24	Macon
F8	at S. Chattanooga YMCA	L, 9-17	Chattanooga
F18	at Central University	W, 35-34	Danville
F19	at Louisville	W, 24-16	Louisville
F20	at New Albany YMCA	L, 19-44	New Albany

## 1913-14 15-2

**Coach:** Zora G. Cleverger  
**Captain:** Victor H. Klein

Date	Opponent	Result	Site
D7	Johnson Bible College	W, 45-17	Knoxville
D12	Carson Newman	W, 58-13	Knoxville
J17	at Maryville	W, 49-16	Maryville
F1	at S. Chattanooga YMCA	W, 24-18	Chattanooga
F3	Knoxville High School	W, 52-18	Knoxville
F6	Alabama	W, 49-13	Knoxville
F7	Alabama	W, 22-21	Knoxville
F9	at Cumberland College	W, 32-22	Williamsburg
F10	at Union College	W, 41-12	Barbourville
F11	at Kentucky	L, 14-20	Lexington
F12	at Kentucky	L, 18-20	Lexington
F13	at Louisville YMCA	W, 31-30	Louisville
F14	at Louisville	W, 32-17	Louisville
F18	Chattanooga	W, 32-7	Knoxville
F21	Maryville	W, 36-15	Knoxville
F23	at Maryville	W, 40-19	Maryville
F28	at Chattanooga	W, 34-18	Chattanooga

## 1914-15 9-2

**Coach:** Zora G. Cleverger  
**Captain:** Malcolm McSpadden

Date	Opponent	Result	Site
J9	at Cumberland College	W, 62-29	Williamsburg
J12	Carson Newman	W, 83-19	Knoxville
J23	Johnson Bible College	W, 80-19	Knoxville
F5	Kentucky	W, 36-21	Knoxville
F6	Kentucky	W, 27-22	Knoxville
F11	Tusculum	W, 24-19	Danville
F16	at Central University	W, 39-20	Danville
F17	at Kentucky	L, 13-22	Lexington
F18	at Kentucky	L, 18-20	Lexington
F19	at Louisville	W, 30-27	Louisville
F20	at Louisville	W, 20-15	Louisville

## 1915-16 12-0

**Coach:** Zora G. Cleverger  
**Captain:** B. J. Greenwood

Date	Opponent	Result	Site
J8	Johnson Bible College	W, 43-20	Knoxville
J14	at Chattanooga	W, 39-22	Chattanooga
J22	Cumberland College	W, 54-25	Knoxville
J29	Chattanooga	W, 31-22	Knoxville
F5	Murphy College	W, 43-16	Knoxville
F11	at Murphy College	W, 34-20	Sevierville
F19	Emory & Henry	W, 27-19	Knoxville
F22	at Cumberland College	W, 63-33	Williamsburg
F23	at Kentucky	W, 28-17	Lexington
F24	at Louisville	W, 25-20	Louisville
F25	at Centre	W, 39-30	Danville
F26	at Transylvania	W, 32-30	Lexington

## 1916-17 10-5

**Coach:** John R. Bender  
**Captain:** Joseph Jacobs

Date	Opponent	Result	Site
J13	Tusculum	W, 39-11	Knoxville
J20	Maryville	L, 15-23	Knoxville
J23	Knoxville YMCA	W, 27-18	Knoxville
J27	Knoxville YMCA	W, 35-17	Knoxville
F9	at Kentucky	W, 23-20	Lexington
F10	at Kentucky	W, 22-19	Lexington
F19	at Tusculum	L, 17-18	Tusculum
F20	at Virginia Tech	L, 17-41	Blacksburg
F21	at Washington & Lee	L, 19-28	Lexington
F22	at Virginia	W, 23-21	Charlottesville
F24	at George Washington	L, 19-28	Washington, D.C.
F27	Maryville	W, 31-17	Knoxville
M2	Kentucky	W, 27-26	Knoxville

M3	Kentucky	W, 30-10	Knoxville
M5	at Maryville	W, 30-23	Maryville

## 1917-18 3-9-1

**Coach:** R. H. Fitzgerald  
**Captain:** Dan B. Wexler

Date	Opponent	Result	Site
J14	Tusculum	W, 21-17	Knoxville
J26	Maryville	W, 28-19	Knoxville
J29	at Maryville	T, 20-20	Maryville
F7	at Kentucky	L, 26-33	Lexington
F8	at Kentucky	L, 12-40	Lexington
F9	at Transylvania	W, 21-19	Lexington
F18	at Tusculum	L, 26-33	Tusculum
F19	at Virginia Tech	L, 15-34	Blacksburg
F20	at Washington & Lee	L, 19-35	Lexington, Va.
F21	at VMI	L, 19-41	Lexington, Va.
F22	at Virginia	L, 21-58	Charlottesville
M1	Kentucky	L, 18-29	Knoxville
M2	Kentucky	L, 20-32	Knoxville

## 1918-19 2-6

**Coach:** R. H. Fitzgerald  
**Captain:** Frank Callaway

Date	Opponent	Result	Site
F7	Kentucky	W, 40-22	Knoxville
F18	Union College	W, 61-20	Knoxville
F19	Maryville	L, 18-21	Knoxville
F20	at Chattanooga	L, 22-27	Chattanooga
F26	at Centre	L, 26-55	Danville
F27	at Georgetown	L, 33-34	Lexington
F28	at Kentucky	L, 14-30	Lexington
M1	at Union College	L, 35-53	Barbourville

## 1919-20 11-3

**Coach:** John R. Bender  
**Captain:** Henry P. (Peg) Bell

Date	Opponent	Result	Site
J17	Jellico YMCA	W, 49-19	Knoxville
J19	Tusculum	W, 41-35	Knoxville
J23	Maryville	W, 43-23	Knoxville
J30	at Maryville	L, 11-23	Maryville
F2	at Jellico YMCA	W, 27-12	Jellico
F3	at Centre	W, 2-0	Danville
F4	at Georgetown (Ky.)	W, 54-14	Georgetown
F5	at Kentucky	W, 29-24	Lexington
F6	at Transylvania	W, 38-15	Lexington
F7	at Kentucky	W, 27-26	Lexington
F25	Knoxville YMCA	W, 47-18	Knoxville
F27	Kentucky	W, 28-25	Knoxville
F28	Kentucky	L, 25-36	Knoxville

**World Basketball Championship**

M10	at Atlanta Athletic Club	L, 26-58	Atlanta
-----	--------------------------	----------	---------

## 1920-21 8-7

**Coach:** John R. Bender  
**Captain:** Conrad Troutman

Date	Opponent	Result	Site
J12	Knoxville High School	W, 26-20	Knoxville
J15	Tusculum	W, 41-15	Knoxville
J19	Jellico YMCA	W, 27-19	Knoxville
J23	Knoxville High School	L, 17-21	Knoxville
J29	Cumberland College	W, 48-13	Knoxville
F5	Maryville	W, 35-30	Knoxville
F10	Maryville	W, 32-17	Knoxville
F11	Carson Newman	W, 39-16	Knoxville
F15	at Chattanooga	L, 18-19	Chattanooga
F16	at Atlanta Athletic Club	L, 29-59	Atlanta
F17	at Macon	L, 16-52	Macon
F18	at Mercer	L, 20-28	Macon
F19	at Georgia Tech	W, 29-28	Atlanta
F23	Knoxville Am. Legion	L, 26-30	Knoxville

**SIAA Tournament**

M2	Millsaps	L, 28-29	Atlanta
----	----------	----------	---------

1921-22

13-7-1

Coach: M. B. Banks  
 Captain: Palmer Jones

Date	Opponent	Result	Site
	Johnson Bible College	W, 21-10	Knoxville
D29	Knoxville YMCA	T, 15-15	Knoxville
J6	Milligan	W, 31-14	Knoxville
J10	Carson Newman	W, 28-12	Knoxville
J13	King	W, 24-17	Knoxville
J18	Chattanooga	L, 18-19	Knoxville
J28	at Virginia Tech	L, 19-26	Blacksburg
	at Roanoke College	W, 33-28	Roanoke
	at Washington & Lee	L, 11-40	Lexington
F1	at VMI	L, 19-26	Lexington
F2	at Virginia	L, 21-31	Charlottesville
F3	at Lynchburg Elks Lodge	L, 21-32	Lynchburg
F7	Knoxville YMCA	W, 32-26	Knoxville
F11	Vanderbilt	W, 20-5	Knoxville
F14	Emory & Henry	W, 38-11	Knoxville
F16	Louisville	W, 28-22	Knoxville
F17	Georgia Tech	W, 26-14	Knoxville
F20	at Carson Newman	W, 29-14	Jefferson City
F22	at Vanderbilt	W, 16-15	Nashville

SIAA Tournament

F25	Mississippi College	W, 19-18	Atlanta
F27	Alabama	L, 25-29	Atlanta

1922-23

15-2

Coach: M. B. Banks  
 Captain: Howard Johnson

Date	Opponent	Result	Site
J8	Maryville	W, 18-15	Knoxville
J11	Camp Benning	W, 19-13	Knoxville
J15	Tusculum	W, 35-19	Knoxville
J20	Kentucky	W, 30-26	Knoxville
J22	Milligan	W, 22-12	Knoxville
J30	Georgetown (Ky.)	W, 30-20	Knoxville
F2	Georgia	W, 30-26	Knoxville
F7	at Centre	W, 27-21	Danville
F8	at Transylvania	W, 20-19	Lexington
F9	at Georgetown (Ky.)	W, 34-16	Georgetown
F10	at Kentucky	W, 28-23	Lexington
F12	Centenary	W, 21-12	Knoxville
F16	Emory & Henry	W, 32-11	Knoxville
F20	Transylvania	W, 29-16	Knoxville
F22	at Vanderbilt	L, 25-28	Nashville
F24	Maryville	W, 23-21	Knoxville

SIAA Tournament

F27	Georgia	L, 19-23	Atlanta
-----	---------	----------	---------

1923-24

10-8

Coach: M. B. Banks  
 Captain: Bill Hatcher

Date	Opponent	Result	Site
J5	Milligan	W, 24-11	Knoxville
J12	Maryville	W, 26-17	Knoxville
J15	Mississippi State	W, 20-17	Knoxville
J18	Kentucky	W, 20-13	Knoxville
J20	Sewanee	W, 46-20	Knoxville
J26	Mercer	L, 23-28	Knoxville
J28	at Ole Miss	L, 17-36	Oxford
J29	at Ole Miss	L, 13-24	Oxford
J30	at Mississippi State	L, 26-48	Starkville
J31	at St. Stanislas	W, 25-21	Bay St. Louis
F1	at Tulane	L, 20-42	New Orleans
F2	at Tulane	L, 24-39	New Orleans
F9	Vanderbilt	W, 36-23	Knoxville
F12	at Maryville	L, 18-20	Maryville
F16	Clemson	W, 18-12	Knoxville
F21	Transylvania	W, 41-28	Knoxville
F25	Maryville	W, 30-25	Knoxville

SIAA Tournament

F29	Mississippi State	L, 18-33	Atlanta
-----	-------------------	----------	---------

1924-25

6-8

Coach: M. B. Banks  
 Captain: Earl Keister

Date	Opponent	Result	Site
J7	Lincoln Memorial	W, 32-14	Knoxville
J10	Ole Miss	W, 15-13	Knoxville
J14	Maryville	W, 16-13	Knoxville
J23	at Maryville	L, 21-28	Maryville
J31	at Chattanooga	L, 14-25	Chattanooga
F2	at Vanderbilt	L, 18-27	Nashville
F4	Centre	W, 25-23	Knoxville

F9	Kentucky	L, 22-35	Knoxville
F14	Tulane	L, 18-32	Knoxville
F16	at Centre	L, 23-26	Danville
F17	at Georgetown (Ky.)	W, 20-12	Georgetown
F18	at Kentucky	L, 21-26	Lexington
F21	Alabama	L, 14-26	Knoxville
F24	Maryville	W, 34-15	Knoxville

1925-26

9-8

Coach: M. B. Banks  
 Captain: Billy Harkness

Date	Opponent	Result	Site
J9	Athletic House	W, 44-29	Knoxville
J12	Chattanooga	W, 37-23	Knoxville
J14	Maryville	W, 37-22	Knoxville
J16	Tusculum	W, 44-22	Knoxville
J18	Carson Newman	L, 25-34	Knoxville
J25	at Maryville	L, 28-29	Maryville
F2	Alabama	L, 21-42	Knoxville
F4	Cumberland College	W, 32-13	Knoxville
F5	Kentucky Wesleyan	W, 28-19	Knoxville
F6	Vanderbilt	W, 38-32	Knoxville
F10	Centre	W, 32-15	Knoxville
F12	Kentucky	L, 17-51	Knoxville
F17	at Centre	W, 32-15	Danville
F18	at Kentucky	L, 21-27	Lexington
F19	at Kentucky Wesleyan	L, 26-40	Owensboro
F20	at Ohio	L, 30-50	Athens

Southern Conference Tournament

F26	Georgia	L, 25-48	Atlanta
-----	---------	----------	---------

1926-27

7-12

Coach: W. H. Britton  
 Captain: James Cooley

Date	Opponent	Result	Site
J5	Tennessee Wesleyan	L, 20-23	Knoxville
J7	Florida	W, 22-19	Knoxville
J10	Maryville	L, 22-23	Knoxville
J12	at Georgia	L, 28-29	Athens
J13	at Clemson	W, 17-4	Clemson
J15	at South Carolina	L, 24-39	Columbia
J21	Kentucky	W, 19-14	Knoxville
J24	at Maryville	L, 19-24	Maryville
J27	Carson Newman	L, 30-33	Knoxville
J29	Concord State	W, 36-25	Knoxville
F3	at Carson Newman	L, 21-25	Jefferson City
F5	Centre	W, 25-19	Knoxville
F10	Louisville	L, 26-28	Knoxville
F12	Ole Miss	L, 34-39	Knoxville
F15	Auburn	W, 24-23	Knoxville
F18	at Centre	L, 19-23	Danville
F19	at Kentucky	W, 30-21	Lexington
F21	at Vanderbilt	L, 25-35	Nashville

Southern Conference Tournament

F25	North Carolina	L, 17-32	Atlanta
-----	----------------	----------	---------

1927-28

0-12

Coach: W. H. Britton  
 Captain: James Cooley

Date	Opponent	Result	Site
J6	Tennessee Wesleyan	L, 35-36	Knoxville
J14	Maryville	L, 20-25	Knoxville
J20	at Auburn	L, 14-63	Auburn
J21	at Georgia Tech	L, 26-31	Atlanta
J24	Alabama	L, 22-45	Knoxville
J27	at Georgetown (Ky.)	L, 18-52	Georgetown
J28	at Kentucky	L, 18-48	Lexington
F2	Louisville	L, 29-49	Knoxville
F9	Kentucky	L, 16-43	Knoxville
F13	Georgia Tech	L, 25-42	Knoxville
F14	Sewanee	L, 31-39	Knoxville
F18	Vanderbilt	L, 26-28	Knoxville

1928-29

11-5

Coach: W. H. Britton  
 Captain: E. O. Butcher

Date	Opponent	Result	Site
D28	South Carolina	W, 29-20	Knoxville
D29	South Carolina	W, 22-14	Knoxville
J3	Clemson	W, 36-29	Knoxville
J5	North Carolina	L, 26-28	Knoxville
J12	Tennessee Wesleyan	W, 36-19	Knoxville
J17	Kentucky	L, 29-35	Knoxville
J19	at Kentucky	L, 26-28	Lexington

J22	Maryville	W, 30-23	Knoxville
J28	Alabama	W, 30-23	Knoxville
F4	Georgetown	W, 39-32	Knoxville
F12	at Georgia	L, 21-45	Athens
F13	at Georgia Tech	W, 30-25	Atlanta
F16	Knoxville YMCA	W, 26-23	Knoxville
F22	at Sewanee	W, 22-15	Sewanee
F23	at Vanderbilt	W, 26-22	Nashville

Southern Conference Tournament

M1	North Carolina State	L, 32-48	Atlanta
----	----------------------	----------	---------

1929-30

13-4

Coach: W. H. Britton

Captains: R. L. Dodd, E. R. Lucas

Date	Opponent	Result	Site
D19	Carson Newman	W, 35-15	Knoxville
D23	Tepcos	W, 37-32	Knoxville
J6	Clemson	W, 35-26	Knoxville
J11	Maryville	W, 36-25	Knoxville
J15	Tennessee Wesleyan	W, 43-20	Knoxville
J22	Georgia Tech	W, 33-28	Knoxville
J18	at Kentucky	L, 20-23	Lexington
J24	Auburn	W, 33-18	Knoxville
J31	Kentucky	W, 29-24*	Knoxville
F6	Sewanee	W, 37-26	Knoxville
F7	at Alabama	L, 14-29	Tuscaloosa
F8	at Vanderbilt	W, 23-21	Nashville
F19	at Tepcos	L, 24-26	Chattanooga
F22	Vanderbilt	W, 38-33	Knoxville

Southern Conference Tournament

F29	VMI	W, 28-20	Atlanta
M1	Washington & Lee	W, 39-28	Atlanta
M3	Alabama	L, 22-32	Atlanta

1930-31

11-10

Coach: W. H. Britton

Captains: Maurice Corbitt, Hugh D. Faust, Jr.

Date	Opponent	Result	Site
D14	Carson Newman	W, 24-20	Knoxville
D20	Union College	W, 31-23	Knoxville
J2	Burk Terrors	W, 50-28	Knoxville
J5	Clemson	W, 40-23	Knoxville
J10	at Kentucky	L, 23-31	Lexington
J12	Tennessee Wesleyan	W, 47-25	Knoxville
J16	at Georgia	L, 19-22	Athens
J17	at Clemson	L, 31-38	Clemson
J22	at Georgia Tech	L, 29-49	Atlanta
J24	Maryville	W, 40-27	Nashville
J27	at Vanderbilt	L, 40-41	Knoxville
J31	Kentucky	L, 32-36*	Knoxville
F4	Detroit	L, 30-31	Knoxville
F7	Alabama	W, 26-24	Knoxville
F10	Georgia Tech	L, 25-32	Knoxville
F11	Duke	W, 36-25	Knoxville
F16	Milligan	W, 36-33	Knoxville
F19	Georgia	L, 18-31	Knoxville
F21	Vanderbilt	W, 37-34	Knoxville

Southern Conference Tournament

F27	Alabama	W, 26-20	Atlanta
F28	Florida	L, 29-33	Atlanta

1931-32

8-7

Coach: W. H. Britton

Captain: Claude S. Reeder, Jr.

Date	Opponent	Result	Site
D19	Carson Newman	W, 30-21	Knoxville
J1	Lincoln Memorial	W, 42-17	Knoxville
J4	Clemson	W, 25-18	Knoxville
J9	Georgia	W, 24-17	Knoxville
J13	Milligan	L, 26-32	Knoxville
J16	Kentucky	L, 28-29	Knoxville
J23	at Georgia	L, 19-38	Athens
J26	at Vanderbilt	W, 27-25	Nashville
J30	at Alabama	L, 19-24	Tuscaloosa
F2	Tennessee Wesleyan	W, 33-23	Knoxville
F6	Alabama	L, 21-25	Knoxville
F8	Duke	W, 32-31	Knoxville
F13	at Kentucky	L, 27-41	Lexington
F19	Vanderbilt	W, 27-22	Knoxville

Southern Conference Tournament

F26	North Carolina	L, 25-35	Atlanta
-----	----------------	----------	---------

OUTLOOK

PLAYERS

STAFF

REVIEW

RESULTS

RECORDS

HONORS

POSTSEASON

VOLTMANAC

MEDIA INFO



# YEAR-BY-YEAR RESULTS

## 1932-33 9-11 / 3-7 (10th SEC)

**Coach:** W. H. Britton  
**Captain:** E. Powell McWhirter

Date	Opponent	Result	Site
D17	Lincoln Memorial	W, 41-18	Knoxville
D30	at Tulane	L, 23-31	New Orleans
D31	at Tulane	L, 33-34	New Orleans
J2	at Alabama	L, 15-49	Tuscaloosa
J5	South Carolina	L, 29-33	Knoxville
J7	Celtics	L, 28-30	Knoxville
J10	at Vanderbilt	L, 32-37	Nashville
J14	Kentucky	L, 21-42	Knoxville
J16	Milligan	L, 26-44	Knoxville
J20	Chattanooga	W, 43-30	Knoxville
J24	Alabama	W, 26-23	Knoxville
J28	at Kentucky	L, 23-44	Lexington
J31	King	W, 43-21	Knoxville
F4	at Georgia Tech	L, 23-37	Atlanta
F7	Mexico	W, 43-31	Knoxville
F11	Tennessee Wesleyan	W, 51-11	Knoxville
F13	Georgia Tech	W, 33-26	Knoxville
F17	Vanderbilt	W, 35-27	Knoxville

**Southeastern Conference Tournament**

F24	Georgia Tech	W, 30-24	Atlanta
F25	LSU	L, 43-55	Atlanta

## 1933-34 10-7 / 3-5 (8th SEC)

**Coach:** W. H. Britton  
**Captain:** Albert Kirk

Date	Opponent	Result	Site
D19	Tennessee Wesleyan	W, 41-19	Knoxville
J6	Celtics	L, 25-30	Knoxville
J9	Clemson	W, 30-27	Knoxville
J13	Kentucky	L, 23-44	Knoxville
J16	at Alabama	L, 31-44	Tuscaloosa
J20	Emory & Henry	W, 32-31	Knoxville
J24	at Vanderbilt	L, 26-31	Nashville
J27	at Kentucky	L, 26-53	Lexington
J31	at Georgia Tech	W, 35-25	Atlanta
F3	Milligan	W, 31-26	Knoxville
F6	Chattanooga	W, 43-28	Knoxville
F9	Alabama	L, 26-54	Knoxville
F12	Georgia Tech	W, 23-21	Knoxville
F16	Vanderbilt	W, 45-34	Knoxville

**Southeastern Conference Tournament**

F24	LSU	W, 42-35	Atlanta
F25	Auburn	W, 43-26	Atlanta
F26	Alabama	L, 26-29	Atlanta

## 1934-35 11-5 / 7-4 (3rd SEC)

**Coach:** W. H. Britton  
**Captain:** Harry Anderson

Date	Opponent	Result	Site
D15	Tennessee Wesleyan	W, 65-20	Knoxville
D17	Lincoln Memorial	W, 52-16	Knoxville
J7	Clemson	L, 33-40	Knoxville
J10	Tulane	W, 39-17	Knoxville
J11	Tulane	W, 39-27	Knoxville
J16	at Georgia Tech	W, 36-26	Atlanta
J19	Emory & Henry	W, 32-29	Knoxville
J26	at Kentucky	L, 21-48	Lexington
F1	Auburn	W, 48-27	Knoxville
F4	at Alabama	L, 29-45	Tuscaloosa
F9	Alabama	L, 28-30	Knoxville
F12	at Vanderbilt	W, 39-29	Nashville
F16	Kentucky	L, 36-38	Knoxville
F18	Georgia Tech	W, 34-31	Knoxville
F23	Vanderbilt	W, 39-37	Knoxville
M2	Woco-Pep	W, 51-27	Knoxville

## 1935-36 15-6 / 8-4 (3rd SEC)

**Coach:** Blair Gullion  
**Captain:** Harry Anderson

Date	Opponent	Result	Site
D14	Tennessee Wesleyan	W, 44-22	Knoxville
D19	at Lambuth	L, 28-29	Jackson
J4	Emory & Henry	W, 31-29	Knoxville
J7	Chattanooga	W, 45-22	Knoxville
J11	Georgia	W, 56-44	Knoxville
J15	Sewanee	W, 41-18	Knoxville
J17	at Georgia Tech	L, 30-33	Atlanta
J18	at Alabama	W, 39-34	Tuscaloosa
J24	at Xavier	L, 20-34	Cincinnati
J25	at Kentucky	L, 31-40	Lexington

J31	at Georgia	L, 24-30	Athens
F1	at Chattanooga	W, 44-16	Chattanooga
F10	Alabama	W, 28-20	Knoxville
F15	Kentucky	W, 39-28	Knoxville
F18	at Vanderbilt	L, 30-33	Nashville
F19	at Sewanee	W, 46-35	Sewanee
F22	Vanderbilt	W, 34-33	Knoxville
F24	Georgia Tech	W, 33-21	Knoxville

**Southeastern Conference Tournament**

F28	Auburn	W, 43-25	Knoxville
F29	Kentucky	W, 39-28	Knoxville
M2	Alabama	W, 29-25	Knoxville

## 1936-37 17-5 / 7-1 (2nd SEC)

**Coach:** Blair Gullion  
**Captain:** Floyd Marshall

Date	Opponent	Result	Site
D9	Tennessee Wesleyan	W, 36-20	Knoxville
D12	Carson Newman	W, 37-18	Knoxville
D17	Clemson	W, 33-23	Knoxville
D31	T-Arkansas	L, 34-42	New Orleans
J5	Emory & Henry	W, 35-27	Knoxville
J9	Creighton	W, 34-28	Knoxville
J12	Chattanooga	W, 35-15	Knoxville
J16	at Alabama	W, 36-31**	Tuscaloosa
J19	Sewanee	W, 47-12	Knoxville
J23	at Kentucky	L, 26-43	Lexington
J27	at Long Island	L, 24-30	New York City
J28	at Baltimore	L, 33-37	Baltimore
F1	Marshall	W, 33-31	Knoxville
F4	at Vanderbilt	W, 50-30	Nashville
F8	Alabama	W, 26-23	Knoxville
F13	Kentucky	W, 26-24	Knoxville
F17	Vanderbilt	W, 34-28	Knoxville
F19	at Chattanooga	W, 28-20	Chattanooga
F20	at Sewanee	W, 36-23	Sewanee

**Southeastern Conference Tournament**

F26	Georgia	W, 35-11	Knoxville
F27	Alabama	W, 42-25	Knoxville
M1	Kentucky	L, 25-39	Knoxville

*T-Sugar Bowl Classic*

## 1937-38 15-8 / 7-4 (5th SEC)

**Coach:** Blair Gullion  
**Captain:** Alvin Rice

Date	Opponent	Result	Site
D7	Lincoln Memorial	W, 27-14	Knoxville
D11	Tennessee Wesleyan	W, 42-15	Knoxville
D17	at Clemson	L, 15-28	Clemson
D18	at South Carolina	W, 31-21	Columbia
D20	at George Washington	L, 24-47	Washington, D.C.
D21	at Duquesne	W, 31-27	Pittsburgh
J5	Mississippi State	L, 31-35	Knoxville
J8	Emory & Henry	W, 26-20	Knoxville
J14	at Alabama	W, 27-17	Tuscaloosa
J15	at Mississippi State	L, 31-34	Starkville
J18	Sewanee	W, 39-20	Knoxville
J22	at Kentucky	L, 27-52	Lexington
J25	Chattanooga	W, 38-18	Knoxville
J28	at Vanderbilt	W, 37-30	Nashville
F5	Marshall	L, 31-34	Knoxville
F7	at Chattanooga	W, 37-31	Chattanooga
F11	Alabama	W, 36-22	Knoxville
F16	Florida	W, 41-28	Knoxville
F19	Vanderbilt	W, 38-26	Knoxville
F22	at Sewanee	W, 33-27	Sewanee
F26	Kentucky	L, 26-29	Knoxville

**Southeastern Conference Tournament**

M3	Mississippi State	W, 41-34	Baton Rouge
M3	Ole Miss	L, 40-45	Baton Rouge

## 1938-39 14-7 / 6-5 (8th SEC)

**Coach:** John Mauer  
**Captains:** Charles Higdon, Byrl Logan

Date	Opponent	Result	Site
D5	Lincoln Memorial	W, 37-35	Knoxville
D10	Clemson	W, 29-16	Knoxville
D15	Tennessee Wesleyan	W, 29-24	Knoxville
J3	Emory & Henry	W, 52-25	Knoxville
J9	South Carolina	W, 44-18	Knoxville
J13	at Alabama	L, 37-39**	Tuscaloosa
J14	at Mississippi State	L, 24-25	Starkville
J18	Sewanee	W, 51-27	Knoxville
J21	at Kentucky	W, 30-29	Lexington

J23	Michigan State	L, 31-35	Knoxville
J28	Vanderbilt	W, 33-31	Knoxville
F4	Marshall	W, 42-41	Knoxville
F10	Alabama	L, 37-42**	Knoxville
F14	Mississippi State	W, 42-30	Knoxville
F18	Kentucky	L, 34-36**	Knoxville
F21	at Vanderbilt	L, 38-46	Nashville
F22	at Sewanee	W, 44-20	Sewanee
F25	Georgia	W, 35-29	Knoxville

**Southeastern Conference Tournament**

M2	Auburn	W, 49-35	Knoxville
M3	Vanderbilt	W, 39-36	Knoxville
M4	Kentucky	L, 38-46	Knoxville

## 1939-40 14-7 / 7-3 (2nd SEC)

**Coach:** John Mauer  
**Captain:** Gilbert Huffman

Date	Opponent	Result	Site
D11	Tennessee Tech	W, 37-23	Knoxville
D20	Milligan	W, 35-23	Knoxville
D30	King College	W, 54-17	Knoxville
J2	Lincoln Memorial	W, 39-32	Knoxville
J6	at Michigan State	L, 20-29	East Lansing
J8	at Xavier	L, 35-36	Cincinnati
J13	at Alabama	W, 26-23	Tuscaloosa
J15	Vanderbilt	W, 29-23	Knoxville
J20	at Kentucky	L, 26-35	Lexington
J26	at Sewanee	W, 46-19	Sewanee
J27	at Vanderbilt	W, 34-31	Nashville
J31	Tennessee Wesleyan	W, 43-21	Knoxville
F3	Marshall	L, 40-47	Knoxville
F10	Sewanee	W, 36-28	Knoxville
F12	Alabama	L, 23-26	Knoxville
F17	Kentucky	W, 27-23	Knoxville
F23	at Florida	L, 38-41	Gainesville
F24	at Georgia	W, 48-41	Athens

**Southeastern Conference Tournament**

F28	Georgia Tech	W, 55-43	Knoxville
F29	Florida	W, 42-32	Knoxville
M1	Kentucky	L, 29-30**	Knoxville

## 1940-41 17-5 / 8-3 (3rd SEC)

**Coach:** John Mauer  
**Captain:** Frank Thomas

Date	Opponent	Result	Site
D7	Tennessee Tech	W, 46-27	Knoxville
D20	Emory & Henry	W, 51-27	Knoxville
D30	Austin Peay	W, 31-23	Knoxville
J2	Marshall	W, 33-22	Knoxville
J4	at Virginia	L, 30-41	Charlottesville
J6	at Marshall	L, 29-33	Huntington
J11	at Alabama	L, 22-27	Tuscaloosa
J18	Kentucky	W, 32-22	Knoxville
J24	Mississippi State	W, 37-28	Knoxville
J25	Georgia	W, 46-23	Knoxville
J27	Chattanooga	W, 53-18	Knoxville
J31	at Auburn	W, 51-33	Auburn
F1	at Georgia	L, 36-47	Athens
F8	Ole Miss	W, 61-29	Knoxville
F10	Alabama	W, 34-23	Knoxville
F15	at Kentucky	L, 28-37	Lexington
F17	at Vanderbilt	W, 37-36	Nashville
F22	Vanderbilt	W, 46-25	Knoxville

**Southeastern Conference Tournament**

F27	Mississippi State	W, 35-29	Louisville
F28	Georgia	W, 41-39	Louisville
M1	Florida	W, 47-26	Louisville
M1	Kentucky	W, 36-33	Louisville

## 1941-42 19-3 / 7-1 (1st SEC)

**Coach:** John Mauer  
**Captain:** Bernie Mehen

Date	Opponent	Result	Site
D6	Tennessee Tech	W, 42-23	Knoxville
D9	Lincoln Memorial	W, 60-15	Knoxville
D11	Austin Peay	W, 50-18	Knoxville
D20	Union	W, 42-19	Knoxville
D23	at Xavier	W, 46-36	Cincinnati
D30	1-Long Island	W, 36-33	New Orleans
J5	at Duke	L, 35-37	Durham
J9	at Alabama	W, 37-15	Tuscaloosa
J10	at Ole Miss	W, 42-39	Oxford
J17	Kentucky	W, 46-40	Knoxville
J23	Auburn	W, 43-23	Knoxville

J24	Xavier	W, 42-30	Knoxville
J31	Marshall	W, 48-37	Knoxville
F2	Turner Field	W, 47-23	Knoxville
F7	Alabama	W, 36-29	Knoxville
F9	Chattanooga	W, 45-12	Knoxville
F14	at Kentucky	L, 33-36	Lexington
F16	at Vanderbilt	W, 34-33	Nashville
F21	Vanderbilt	W, 39-26	Knoxville

**Southeastern Conference Tournament**

F26	Georgia	W, 62-50	Louisville
F27	Mississippi State	W, 50-40	Louisville
F28	Alabama	L, 18-21	Louisville

*1-Sugar Bowl Classic*

**1942-43** 14-4 / 6-3 (3rd SEC)

**Coach:** John Mauer

**Captain:** Paul Herman

Date	Opponent	Result	Site
D5	Tennessee Tech	W, 44-27	Knoxville
D10	Union	W, 48-31	Knoxville
D19	Duke	W, 51-33	Knoxville
D26	at St. John's	L, 41-52	New York City
J8	at Mississippi State	W, 35-33	Starkville
J9	at Alabama	W, 37-27	Tuscaloosa
J16	Kentucky	L, 28-30	Knoxville
J23	Xavier	W, 55-23	Knoxville
J29	Auburn	W, 57-23	Knoxville
F1	at Xavier	W, 48-38	Cincinnati
F6	Mississippi State	W, 42-36	Knoxville
F8	Alabama	W, 36-33	Knoxville
F13	at Kentucky	L, 29-53	Lexington
F15	at Vanderbilt	L, 27-30	Nashville
F20	Vanderbilt	W, 44-22	Knoxville

**Southeastern Conference Tournament**

F26	Vanderbilt	W, 41-31	Louisville
F27	LSU	W, 52-34	Louisville
F27	Kentucky	W, 33-30	Louisville

**1943-44** No Team

**1944-45** 18-5 / 8-2 (1st SEC)

**Coach:** John Mauer

**Captain:** Garland (Mule) O'Shields

Date	Opponent	Result	Site
D2	Lincoln Memorial	W, 63-28	Knoxville
D8	Tennessee Tech	W, 44-28	Knoxville
D15	Tusculum	W, 49-17	Knoxville
D25	at New York University	W, 50-48	New York City
D27	at Temple	L, 31-33	Philadelphia
D30	vs. Ole University	W, 40-36	Buffalo
J6	Marshall	W, 48-40	Knoxville
J11	at Alabama	W, 23-14	Tuscaloosa
J12	at Mississippi State	W, 41-26	Starkville
J20	Kentucky	W, 35-34	Knoxville
J27	Georgia Tech	W, 44-26	Knoxville
J30	Georgia	W, 42-26	Knoxville
F3	Mississippi State	W, 44-27	Knoxville
F10	at Georgia Tech	L, 49-53	Atlanta
F12	at Georgia	W, 48-38	Athens
F17	at Kentucky	L, 34-40	Lexington
F19	Alabama	W, 38-27	Knoxville
F24	Murray State	W, 57-38	Knoxville

**Southeastern Conference Tournament**

M1	Ole Miss	W, 59-37	Louisville
M2	Auburn	W, 56-26	Louisville
M3	Georgia Tech	W, 41-37	Louisville
M3	Kentucky	L, 35-39	Louisville

**National Invitation Tournament**

M17	Rhode Island	L, 44-51	New York City
-----	--------------	----------	---------------

**1945-46** 15-5 / 8-3 (3rd SEC)

**Coach:** John Mauer

**Captain:** Garland (Mule) O'Shields

Date	Opponent	Result	Site
D3	Tennessee Tech	W, 52-26	Knoxville
D8	Lincoln Memorial	W, 63-18	Knoxville
D11	Milligan	W, 50-38	Knoxville
D19	at East Tennessee State	W, 44-24	Johnson City
D25	at Long Island	L, 43-45	New York City
D29	at Temple	W, 43-36	Philadelphia
J1	Marshall	W, 44-31	Knoxville
J5	at Ole Miss	W, 65-42	Oxford
J12	at Mississippi State	W, 52-27	Starkville
J19	Kentucky	L, 32-50	Knoxville

J26	at Georgia Tech	W, 49-27	Atlanta
J27	at Georgia	W, 46-33	Athens
F4	Mississippi State	W, 38-31	Knoxville
F9	Georgia Tech	L, 34-38	Knoxville
F11	Georgia	W, 53-28	Knoxville
F16	at Kentucky	L, 34-54	Lexington
F18	at Vanderbilt	W, 55-33	Nashville
F25	Vanderbilt	W, 42-32	Knoxville

**Southeastern Conference Tournament**

F28	Vanderbilt	W, 46-32	Louisville
M1	Alabama	L, 24-35	Louisville

**1946-47** 16-5 / 10-3 (3rd SEC)

**Coach:** John Mauer

**Captains:** Ted Cook, Dick Mehen

Date	Opponent	Result	Site
D2	Lincoln Memorial	W, 60-24	Knoxville
D7	Milligan	W, 59-33	Knoxville
D9	Tennessee Tech	W, 65-22	Knoxville
D18	at East Tennessee State	W, 53-23	Johnson City
D21	at Long Island	L, 32-42	New York City
J4	Duke	W, 53-47	Knoxville
J10	at Mississippi State	W, 35-34	Starkville
J11	at Auburn	W, 66-30	Auburn
J18	Kentucky	L, 39-54	Knoxville
J20	at Georgia Tech	L, 43-48	Atlanta
J27	at Georgia	W, 48-33	Athens
F1	Mississippi State	W, 65-36	Knoxville
F3	Auburn	W, 63-27	Knoxville
F7	Georgia Tech	W, 40-28	Knoxville
F8	Georgia	W, 62-33	Knoxville
F10	Ole Miss	W, 61-28	Knoxville
F15	at Kentucky	L, 46-61	Lexington
F17	at Vanderbilt	W, 54-47	Nashville
F22	Vanderbilt	W, 56-21	Knoxville

**Southeastern Conference Tournament**

F27	Georgia	W, 58-45	Louisville
F28	Tulane	L, 41-47	Louisville

**1947-48** 20-5 / 10-2 (3rd SEC)

**Coach:** Emmett Lowery

**Captain:** Marshall Hawkins

Date	Opponent	Result	Site
D2	Lincoln Memorial	W, 56-41	Knoxville
D5	Milligan	W, 76-36	Knoxville
D9	vs. Washington & Lee	W, 85-49	Bristol
D11	Tennessee Tech	W, 57-33	Knoxville
D13	at Milligan	W, 52-34	Johnson City
D20	vs. Miami (Ohio)	L, 51-54	Cincinnati
D31	Wake Forest	W, 60-47	Durham
J3	at Duke	W, 62-58	Durham
J5	at North Carolina	L, 43-52	Chapel Hill
J10	Alabama	W, 47-35	Knoxville
J12	Mississippi State	W, 64-57	Knoxville
J17	Kentucky	L, 54-65	Knoxville
J24	at Georgia Tech	W, 59-57	Atlanta
J26	at Georgia	W, 70-64	Athens
J31	at Chattanooga	W, 79-64	Chattanooga
F2	at Mississippi State	W, 47-46	Starkville
F6	Georgia Tech	W, 49-46	Knoxville
F7	Georgia	W, 69-60	Knoxville
F14	at Kentucky	L, 42-69	Lexington
F16	at Vanderbilt	W, 63-48	Nashville
F21	Vanderbilt	W, 72-53	Knoxville
F27	vs. LSU	W, 56-48	Memphis

**Southeastern Conference Tournament**

M4	Mississippi State	W, 73-52	Louisville
M5	Ole Miss	W, 81-62	Louisville
M6	Kentucky	L, 47-70	Louisville

**1948-49** 19-7 / 8-3 (3rd SEC)

**Coach:** Emmett Lowery

**Captain:** Paul Walther

Date	Opponent	Result	Site	
N29	-/-	at Lincoln Memorial	W, 58-43	Harrrogate
D2	-/-	at St. John's	L, 45-67	New York City
D4	-/-	at St. Joseph's	L, 68-83	Philadelphia
D8	-/-	Tennessee Tech	W, 58-45	Knoxville
D11	-/-	Tulsa	W, 63-38	Knoxville
D17	-/-	at Florida	W, 58-52	Gainesville
D20	-/-	at Tampa	W, 74-50	Tampa
D30	-/-	vs. Arkansas	L, 55-58	Memphis
J3	-/-	Wake Forest	W, 70-51	Knoxville

J8	-/-	Loyola (South)	W, 73-57	Knoxville
J10	-/-	at Vanderbilt	W, 53-51	Nashville
J15	-/+	Kentucky	L, 51-66	Knoxville
J22	-/-	at Georgia Tech	W, 63-56	Atlanta
J24	-/-	at Georgia	W, 61-59	Athens
J29	-/-	Vanderbilt	W, 67-64	Knoxville
J31	-/-	North Carolina	W, 84-56	Knoxville
F4	-/-	Georgia	W, 77-51	Knoxville
F5	-/-	Georgia Tech	L, 71-72*	Knoxville
F8	-/1	at Kentucky	L, 56-71	Lexington
F12	-/-	Mississippi State	W, 63-58	Knoxville
F19	-/-	at Chattanooga	W, 94-75	Chattanooga
F21	-/	LSU	W, 81-72	Knoxville
F23	-/	The Citadel	W, 64-42	Knoxville

**Southeastern Conference Tournament**

M3	-/	Mississippi State	W, 73-45	Louisville
M4	-/	Ole Miss	W, 74-49	Louisville
M5	-/1	Kentucky	L, 44-83	Louisville

\* First poll of the season was not released until Jan. 20. Kentucky was ranked No. 2 in the first poll.

**1949-50** 15-11 / 5-6 (7th SEC)

**Coach:** Emmett Lowery

**Captain:** Art Burris

Date	UT/Opp	Opponent	Result	Site
N30	-/	at Lincoln Memorial	W, 67-59	Harrrogate
D3	-/	Tennessee Tech	W, 69-62	Knoxville
D5	-/	Maryland	W, 61-40	Knoxville
D10	-/	Chattanooga	W, 65-50	Knoxville
D16	-/	Dayton	L, 38-57	Knoxville
D21	-/	vs. Tampa	L, 63-66	Chattanooga
D29	-/	1-Utah State	W, 66-62	Des Moines
D30	-/	1-Drake	W, 64-57	Des Moines
J2	-/	at Louisville	L, 63-74	Louisville
J7	-/	Vanderbilt	L, 52-67	Knoxville
J9	-/	vs. Wake Forest	L, 62-69	Asheville
J14	-/2	Kentucky	W, 66-53	Knoxville
J21	1/7-	at Georgia Tech	L, 57-68	Atlanta
J23	1/7-	at Mississippi St.	L, 56-65	Starkville
J28	-/	at Vanderbilt	L, 44-50	Nashville
J30	-/	Tulane	L, 55-68	Knoxville
F3	-/	Florida	W, 65-56	Knoxville
F4	-/	Georgia Tech	W, 69-56	Knoxville
F11	-/7	at Kentucky	L, 52-79	Lexington
F18	-/	at Loyola (South)	W, 62-39	New Orleans
F20	-/	at LSU	W, 67-65	Baton Rouge
F25	-/	Ole Miss	W, 79-57	Knoxville

**Southeastern Conference Tournament**

M2	-/	Georgia Tech	W, 63-56	Louisville
M3	-/	Vanderbilt	W, 50-44	Louisville
M4	-/	LSU	W, 81-79	Louisville
M4	-/4	Kentucky	L, 58-95	Louisville

*1-Corn Bowl*

**1950-51** 10-13 / 5-9 (10th SEC)

**Coach:** Emmett Lowery

**Captain:** None

Date	UT/Opp	Opponent	Result	Site
D5	-/	Sewanee	W, 74-51	Knoxville
D7	-/	at Lincoln Memorial	W, 98-61	Harrrogate
D9	-/	Chattanooga	W, 61-54	Knoxville
D16	-/	Florida	W, 60-54	Knoxville
D21	-/	at Dayton	L, 61-76	Dayton
D23	-/	at Louisville	L, 61-73	Louisville
D29	-/7	at Villanova	L, 72-91	Philadelphia
J3	-/	Wake Forest	W, 85-77	Knoxville
J6	-/	Alabama	L, 55-56	Knoxville
J9	-/	Auburn	L, 59-63	Knoxville
J13	-/	at Tulane	L, 60-71	New Orleans
J15	-/	at LSU	L, 61-68	Baton Rouge
J20	-/2	Kentucky	L, 45-70	Knoxville
J23	-/	at Vanderbilt	L, 57-58	Nashville
J27	-/	Loyola (South)	W, 64-60	Knoxville
F3	-/	Georgia Tech	L, 57-71	Knoxville
F5	-/	Vanderbilt	W, 61-59	Knoxville
F10	-/	at Ole Miss	W, 67-65	Oxford
F12	-/	at Mississippi St.	W, 76-75	Starkville
F17	-/1	at Kentucky	L, 61-86	Lexington
F21	-/	at Georgia Tech	L, 64-74	Atlanta
F24	-/	Georgia	W, 74-62	Knoxville

**Southeastern Conference Tournament**

M1	-/	Vanderbilt	L, 52-88	Louisville
----	----	------------	----------	------------

OUTLOOK

PLAYERS

STAFF

REVIEW

RESULTS

RECORDS

HONORS

POSTSEASON

VOLTMANAC

MEDIA INFO



# YEAR-BY-YEAR RESULTS

## 1951-52 13-9 / 7-7 (Tied 6th SEC)

**Coach:** Emmett Lowery  
**Captain:** Tommy Bartlett

AP Rank			
UT/Opp	Opponent	Result	Site
N29	-/	at Lincoln Memorial W, 78-58	Harrrogate
D4	-/	Wake Forest W, 77-53	Knoxville
D15	-/	Texas A&M W, 60-52	Knoxville
D17	-/	Clemson W, 61-52	Knoxville
D19	-/	at Florida L, 47-58	Gainesville
D22	-/	Rice L, 60-64	Knoxville
J2	-/	at East Tenn. St. W, 59-52	Johnson City
J5	-/	at Vanderbilt L, 60-80	Nashville
J7	-/	Tulane L, 65-71	Knoxville
J12	-/	Ole Miss W, 76-69	Knoxville
J19	-/3	Kentucky L, 56-65	Knoxville
J22	-/	Vanderbilt W, 68-50	Knoxville
J26	-/	Georgia Tech W, 69-56	Knoxville
J28	-/	at Georgia W, 68-62	Athens
F2	-/	LSU W, 82-68	Knoxville
F9	-/	at Auburn L, 55-60	Auburn
F11	-/	at Alabama L, 75-88	Tuscaloosa
F16	-/1	at Kentucky L, 40-95	Lexington
F20	-/	at Georgia Tech W, 83-81	Atlanta
F23	-/	Mississippi State W, 78-69	Knoxville
Southeastern Conference Tournament			
F29	-/	Alabama W, 61-60	Louisville
M1	-/1	Kentucky L, 66-81	Louisville

## 1952-53 13-8 / 7-6 (4th SEC)

**Coach:** Emmett Lowery  
**Captain:** Hank Bertelkamp

AP Rank			
UT/Opp	Opponent	Result	Site
D2	-/	Wofford W, 76-65	Knoxville
D10	-/	Chattanooga W, 63-54	Knoxville
D13	-/	Duke L, 82-89	Knoxville
D18	-/	Texas W, 66-59	Knoxville
D22	-/	at Cincinnati L, 74-78	Cincinnati
D30	-/	at Vanderbilt L, 69-77	Nashville
J5	-/	at Mississippi St. L, 63-65	Starkville
J6	-/	at Ole Miss W, 81-71	Oxford
J10	-/	Davidson W, 84-56	Knoxville
J17	-/	Georgia Tech W, 89-67	Knoxville
J24	-/	Vanderbilt W, 83-79	Knoxville
J26	-/	Auburn W, 72-70	Knoxville
J29	-/	at Tulane L, 63-68	New Orleans
J31	-/11	at LSU L, 59-95	Baton Rouge
F7	-/	at Wofford W, 91-88	Spartanburg
F9	-/	at Davidson W, 83-73	Davidson
F16	-/	at Georgia Tech W, 82-79	Atlanta
F21	-/	Alabama W, 76-67	Knoxville
F23	-/	Florida W, 82-73	Knoxville
F25	-/	Georgia L, 86-87	Knoxville
F28	-/	at Vanderbilt L, 64-85	Nashville

## 1953-54 11-12 / 7-7 (7th SEC)

**Coach:** Emmett Lowery  
**Captain:** Bill Hall

AP Rank			
UT/Opp	Opponent	Result	Site
D1	-/	Wofford W, 107-63	Knoxville
D3	-/	Texas Tech L, 71-88	Knoxville
D5	-/	at Duke L, 61-101	Durham
D8	-/	Clemson W, 82-56	Knoxville
D12	-/	Cincinnati L, 69-87	Knoxville
D19	-/	Rice L, 66-78	Knoxville
D30	-/	I-Evansville L, 71-107	Owensboro
J1	-/	I-Arizona State W, 69-57	Owensboro
J2	-/	I-Denver W, 66-50	Owensboro
J6	-/	at Georgia L, 69-71	Athens
J9	-/	Vanderbilt W, 62-53	Knoxville
J16	-/16	LSU L, 62-75	Knoxville
J18	-/	Tulane L, 61-63	Knoxville
J23	-/1	Kentucky L, 71-97	Knoxville
J30	-/	at Georgia Tech W, 68-61	Atlanta
F6	-/	at Florida W, 62-58	Gainesville
F13	-/	Mississippi State W, 97-81	Knoxville
F15	-/	Ole Miss L, 73-92	Knoxville
F18	-/2	at Kentucky L, 63-90	Lexington
F22	-/	Georgia Tech W, 69-57	Knoxville
F27	-/	at Alabama L, 59-70	Tuscaloosa
M1	-/	at Auburn W, 92-86	Auburn
M6	-/	at Vanderbilt W, 80-76	Nashville

I-All American City Tournament

## 1954-55 15-7 / 8-6 (5th SEC)

**Coach:** Emmett Lowery  
**Captain:** Ed Wiener

AP Rank			
UT/Opp	Opponent	Result	Site
D1	-/	Lipscomb W, 95-38	Knoxville
D3	-/	Washington & Lee W, 82-66	Knoxville
D6	-/	William & Mary W, 91-79	Knoxville
D11	-/	VMI L, 78-46	Knoxville
D17	-/	I-Miami (Fla.) W, 89-80	Montgomery
D18	-/	I-Auburn L, 64-73	Montgomery
D21	-/	South Carolina W, 96-82	Knoxville
J3	-/	Clemson W, 94-55	Knoxville
J8	-/	Vanderbilt L, 69-73	Knoxville
J13	-/	at Tulane W, 71-58	New Orleans
J15	-/	at LSU W, 76-68	Baton Rouge
J22	-/1	Kentucky L, 66-84	Knoxville
J29	-/	Georgia Tech W, 79-58	Knoxville
F5	-/	Florida W, 102-75	Knoxville
F7	-/	Georgia W, 97-81	Knoxville
F12	-/	at Mississippi St. W, 93-67	Starkville
F14	-/	at Ole Miss W, 84-78	Oxford
F19	18/20	at Vanderbilt L, 71-76	Nashville
F21	18/-	at Georgia Tech L, 77-83	Atlanta
F26	-/12	Alabama L, 81-88	Knoxville
F28	-/	Auburn W, 86-77	Knoxville
M5	-/2	at Kentucky L, 61-104	Lexington

## 1955-56 10-14 / 6-8 (Tie 6th SEC)

**Coach:** Emmett Lowery  
**Captain:** Carl Wisdeth

AP Rank			
UT/Opp	Opponent	Result	Site
D1	-/	I-Georgia W, 86-67	Knoxville
D3	-/	Davidson W, 77-64	Knoxville
D7	-/	at Cincinnati L, 82-109	Cincinnati
D10	-/	Kentucky Wesleyan L, 72-80	Knoxville
D15	-/	Springfield W, 76-33	Knoxville
D19	-/	2-Boston Univ. W, 80-77	Charlotte
D20	-/	2-Clemson L, 86-89	Charlotte
D21	-/	2-Colgate L, 83-87	Charlotte
D30	-/	New Mexico A&M L, 64-74	Knoxville
J2	-/	William & Mary L, 83-93	Knoxville
J7	-/4	Vanderbilt L, 57-84	Knoxville
J11	-/	at Georgia W, 62-59	Athens
J14	-/	Tulane W, 81-68	Knoxville
J16	-/	LSU W, 91-82	Knoxville
J21	-/4	Kentucky L, 68-95	Knoxville
J28	-/	at Georgia Tech L, 72-73	Atlanta
F4	-/	at Florida L, 64-68	Gainesville
F11	-/	Mississippi State L, 58-75	Knoxville
F13	-/	Ole Miss W, 65-63	Knoxville
F18	-/6	at Vanderbilt L, 68-96	Nashville
F20	-/	Georgia Tech W, 76-74	Knoxville
F25	-/	at Auburn W, 91-87	Auburn
F27	-/7	at Alabama L, 81-95	Tuscaloosa
M3	-/12	at Kentucky L, 77-101	Lexington

I-Non-conference game  
2-Carousel Invitational

## 1956-57 13-9 / 5-9 (9th SEC)

**Coach:** Emmett Lowery  
**Captain:** Herman Thompson

AP Rank			
UT/Opp	Opponent	Result	Site
D1	-/	at Furman W, 114-106	Greenville
D8	-/	VMI W, 84-60	Knoxville
D10	-/	Cincinnati W, 76-68	Knoxville
D15	-/	Sewanee W, 79-48	Knoxville
D19	-/	South Carolina W, 94-81	Knoxville
D22	-/	Stanford W, 51-47	Knoxville
D28	12/-	Arizona W, 70-66	Knoxville
J1	12/-	William & Mary W, 81-67	Knoxville
J5	12/9	Vanderbilt L, 68-71	Knoxville
J12	16/9	at Tulane L, 71-77	New Orleans
J14	16/-	at LSU L, 61-62	Baton Rouge
J19	-/4	Kentucky L, 72-97	Knoxville
J26	-/	Georgia Tech L, 77-84	Knoxville
F2	-/	Georgia W, 91-84	Knoxville
F4	-/	Florida W, 97-79	Knoxville
F9	-/	at Mississippi St. L, 90-97**	Starkville
F11	-/	at Ole Miss W, 98-88	Oxford
F16	-/18	at Vanderbilt L, 62-69	Nashville
F19	-/	at Georgia Tech L, 85-87	Atlanta

F23	-/	Auburn W, 85-75	Knoxville
F25	-/	Alabama W, 97-89	Knoxville
M2	-/3	at Kentucky L, 75-93	Lexington

## 1957-58 16-7 / 8-6 (5th SEC)

**Coach:** Emmett Lowery  
**Captain:** Leon Ammerman

AP Rank			
UT/Opp	Opponent	Result	Site
D2	-/	Furman W, 84-61	Knoxville
D7	-/	at Sewanee W, 89-40	Sewanee
D9	-/	Florida State W, 74-57	Charlotte
D19	-/	I-Bucknell W, 89-71	Charlotte
D20	-/	I-Louisiana Tech L, 61-68	Charlotte
D21	-/	I-LSU W, 63-62	Charlotte
D28	-/	Brigham Young W, 83-68	Knoxville
D30	-/	William & Mary W, 84-62	Knoxville
J4	-/	Vanderbilt W, 67-55	Knoxville
J11	-/	Tulane W, 87-65	Knoxville
J13	-/	LSU W, 75-53	Knoxville
J18	13/9	at Kentucky L, 68-77	Lexington
J20	13/-	Sewanee W, 92-39	Knoxville
J25	16/-	at Georgia Tech L, 79-82	Atlanta
F1	-/	at Georgia W, 82-79	Athens
F3	-/	at Florida W, 100-91	Gainesville
F8	-/17	Mississippi State W, 104-83	Knoxville
F10	-/	Ole Miss W, 68-63	Knoxville
F15	15/-	at Vanderbilt L, 70-83	Nashville
F18	20/-	Georgia Tech W, 84-65	Knoxville
F22	20/-	at Auburn L, 66-72	Auburn
F24	20/-	at Alabama L, 37-70	Tuscaloosa
M1	-/12	Kentucky L, 66-77	Knoxville

I-Carousel Invitational

## 1958-59 14-8 / 8-6 (5th SEC)

**Coach:** Emmett Lowery  
**Captain:** Gene Tomohlen  
**Preseason Ranking:** 6th Associated Press

AP Rank			
UT/Opp	Opponent	Result	Site
D2	+/-	Wyoming W, 72-71	Knoxville
D5	+/-	I-Michigan W, 80-66	Kent
D6	+/-	I-Wyoming W, 90-69	Kent
D9	6/-	Wake Forest W, 61-50	Knoxville
D18	5/-	Davidson W, 67-52	Knoxville
D20	5/-	at Butler L, 66-81	Indianapolis
D27	11/-	Virginia W, 79-59	Knoxville
D29	11/5	West Virginia L, 72-76	Knoxville
J3	14/-	Vanderbilt W, 65-60	Knoxville
J10	17/-	at Tulane L, 45-64	New Orleans
J12	17/-	at LSU W, 65-58	Baton Rouge
J17	-/2	at Kentucky L, 58-79	Lexington
J24	-/	Georgia Tech W, 84-71	Knoxville
J31	-/	Georgia W, 66-60	Knoxville
F2	-/	Florida W, 100-70	Knoxville
F7	-/11	at Mississippi St. L, 45-52	Starkville
F9	-/	at Ole Miss W, 85-82	Oxford
F14	-/	at Vanderbilt L, 60-76	Nashville
F17	-/	at Georgia Tech L, 49-59	Atlanta
F21	-/	Alabama W, 93-68	Knoxville
F23	-/2	Auburn W, 56-55	Knoxville
F28	-/1	Kentucky L, 56-69	Knoxville

I-Midwestern Invitational

+ First poll of the season was not released until Dec. 9.  
Tennessee was ranked No. 6 in the first poll.

## 1959-60 12-11 / 7-7 (Tie 6th SEC)

**Coach:** John Sines  
**Captain:** Dale Showalter

AP Rank			
UT/Opp	Opponent	Result	Site
D1	-/4	at West Virginia L, 78-93	Morgantown
D3	-/	Davidson W, 102-68	Knoxville
D5	-/	William & Mary L, 71-77	Knoxville
D7	-/	Clemson W, 80-62	Knoxville
D17	-/	South Carolina W, 94-80	Knoxville
D19	-/	at Michigan L, 60-70	Ann Arbor
D28	-/	Princeton W, 79-71	Knoxville
D30	-/	Yale W, 81-74	Knoxville
J2	-/	Vanderbilt W, 72-60	Knoxville
J9	-/	Tulane L, 56-61	Knoxville
J11	-/	LSU W, 103-79	Knoxville
J16	-/17	Kentucky L, 68-78	Knoxville
J18	-/	at Wake Forest L, 57-84	Winston-Salem



J23	-/6	at Georgia Tech	L, 69-74	Atlanta
J30	-/-	at Georgia	L, 62-69	Athens
F1	-/-	at Florida	W, 84-68	Gainesville
F6	-/-	Mississippi State	W, 48-38	Knoxville
F8	-/-	Ole Miss	W, 81-71	Knoxville
F13	-/-	at Vanderbilt	L, 53-63	Nashville
F16	-/-	Georgia Tech	W, 57-56	Knoxville
F20	-/-	at Alabama	L, 40-42	Tuscaloosa
F22	-/17	at Auburn	L, 63-72	Auburn
F27	-/-	at Kentucky	W, 65-63	Lexington

+ First AP ranking of the season was not released until Dec. 22. West Virginia was ranked No. 2 in the first poll of the season.

**1960-61** 10-15 / 4-10 (11th SEC)

**Coach:** John Sines  
**Captain:** Glenn Campbell

AP Rank		UT/Opp Opponent		Result	Site
D1	-/-	Chattanooga	W, 81-51	Knoxville	
D1	-/-	East Tenn. State	W, 71-68	Knoxville	
D3	-/-	Michigan	W, 75-64	Knoxville	
D5	-/-	William & Mary	W, 83-76	Knoxville	
D16	-/-	1-Duquesne	L, 64-79	Pittsburgh	
D17	-/-	1-Colgate	L, 73-76	Pittsburgh	
D21	-/-	2-Texas	L, 73-77	Little Rock	
D22	-/-	2-Arkansas	L, 76-89	Little Rock	
D28	-/-	3-Holy Cross	L, 67-68	Miami	
D29	-/-	3-Army	W, 88-71	Miami	
J4	-/-	Florida State	W, 70-68	Knoxville	
J7	-/-	Vanderbilt	L, 66-68	Knoxville	
J13	-/-	at Tulane	L, 59-84	New Orleans	
J14	-/-	at LSU	L, 60-72	Baton Rouge	
J21	-/-	at Kentucky	L, 54-83	Lexington	
J28	-/-	Georgia Tech	W, 65-60	Knoxville	
F4	-/-	Georgia	W, 75-67	Knoxville	
F6	-/-	Florida	W, 83-68	Knoxville	
F11	-/-	at Mississippi St.	L, 67-72	Starkville	
F13	-/-	at Ole Miss	L, 55-57	Oxford	
F18	-/-	at Vanderbilt	L, 60-76	Nashville	
F21	-/-	at Georgia Tech	L, 59-60	Atlanta	
F25	-/-	Auburn	L, 38-41	Knoxville	
F27	-/-	at Alabama	W, 77-62	Knoxville	
M4	-/-	Kentucky	L, 61-68	Knoxville	

1-Steel Bowl  
2-Aluminum Bowl  
3-Hurricane Classic

**1961-62** 4-19 / 2-12 (12th SEC)

**Coach:** John Sines  
**Captain:** Howie Moss, John Martin

AP Rank		UT/Opp Opponent		Result	Site
D2	-/-	at N.C. State	L, 64-71	Raleigh	
D4	-/-	at South Carolina	L, 66-79	Columbia	
D16	-/-	Florida State	L, 62-69	Knoxville	
D20	-/-	Missouri	L, 61-86	Knoxville	
D22	-/-	1-at Kentucky	L, 69-96	Lexington	
D22	-/-	1-Xavier	W, 75-70	Lexington	
D29	-/-	2-Pittsburgh	W, 84-83	Evansville	
D30	-/-	2-Yale	L, 69-78	Evansville	
J6	-/-	Vanderbilt	W, 85-83	Knoxville	
J13	-/-	LSU	L, 61-73	Knoxville	
J15	-/3	Kentucky	L, 82-95	Knoxville	
J23	-/-	at Virginia Tech	L, 73-83	Blacksburg	
J27	-/-	Georgia Tech	L, 65-66	Knoxville	
F3	-/-	at Georgia	W, 87-84	Athens	
F5	-/-	at Florida	L, 83-92	Gainesville	
F10	-/9	Mississippi State	L, 67-91	Knoxville	
F12	-/-	Ole Miss	L, 81-98	Knoxville	
F17	-/-	at Vanderbilt	L, 76-97	Nashville	
F20	-/-	at Georgia Tech	L, 50-67	Atlanta	
F24	-/-	at Auburn	L, 51-60	Auburn	
F26	-/-	at Alabama	L, 70-71	Tuscaloosa	
M3	-/-	Tulane	L, 81-83	Knoxville	
M10	-/4	at Kentucky	L, 59-90	Lexington	

1-Kentucky Invitational  
2-Evansville Invitational

**1962-63** 13-11 / 6-8 (7th SEC)

**Coach:** Ray Mears  
**Captain:** Jerry Parker

AP Rank		UT/Opp Opponent		Result	Site
D1	-/-	East Tenn. State	W, 61-52	Knoxville	
D3	-/-	Rice	W, 75-52	Knoxville	
D5	-/-	Xavier	W, 63-48	Knoxville	
D15	-/-	Sewanee	W, 65-45	Knoxville	
D17	-/-	The Citadel	W, 73-56	Knoxville	
D20	-/-	at Missouri	L, 47-54	Columbia	
D22	-/-	at Evansville	L, 51-68	Evansville	
D28	-/-	1-at Texas Western	L, 57-77	El Paso	
D29	-/-	1-Denver	W, 59-58	El Paso	
J2	-/-	Florida State	W, 66-65	Knoxville	
J5	-/-	Vanderbilt	L, 50-68	Knoxville	
J11	-/-	at Tulane	W, 77-70	New Orleans	
J12	-/-	at LSU	L, 60-61	Baton Rouge	
J19	-/-	at Kentucky	W, 78-69	Lexington	
F26	-/7	at Georgia Tech	L, 69-73	Atlanta	
J2	-/-	Georgia	W, 94-65	Knoxville	
F4	-/-	Florida	L, 73-84	Knoxville	
F9	-/8	at Mississippi St.	L, 59-63	Starkville	
F11	-/-	at Ole Miss	L, 78-85	Oxford	
F16	-/-	at Vanderbilt	L, 72-74	Nashville	
F19	-/-	Georgia Tech	L, 60-72	Knoxville	
F23	-/-	Alabama	W, 73-60	Knoxville	
F25	-/9	Auburn	W, 55-47	Knoxville	
M2	-/-	Kentucky	W, 63-55	Knoxville	

1-Sun Bowl Classic

**1963-64** 16-8 / 9-5 (2nd SEC)

**Coach:** Ray Mears  
**Captain:** Sid Elliott

AP Rank		UT/Opp Opponent		Result	Site
D2	-/-	VMI	W, 71-59	Knoxville	
D4	-/-	at Xavier	L, 57-69	Cincinnati	
D6	-/-	at Rice	L, 56-61	Houston	
D9	-/-	at East Tenn. State	W, 48-47	Johnson City	
D11	-/-	Sewanee	W, 55-31	Knoxville	
D20	-/-	1-Maryland	W, 70-59	Blacksburg	
D21	-/-	1-at Virginia Tech	W, 81-60	Blacksburg	
D27	-/-	2-Arkansas	W, 77-57	Shreveport	
D28	-/-	2-Centenary	W, 70-63	Shreveport	
J4	-/6	Vanderbilt	W, 57-55	Knoxville	
J10	-/-	Tulane	W, 82-55	Knoxville	
J11	-/-	LSU	W, 62-58	Knoxville	
J18	-/4	at Kentucky	L, 57-66	Lexington	
J25	-/8	vs. Duke	L, 65-67**	Greensboro	
J27	-/-	Georgia Tech	W, 83-63	Knoxville	
F1	-/-	at Georgia	L, 67-79	Athens	
F3	-/-	at Florida	W, 59-58	Gainesville	
F8	-/-	Mississippi State	W, 82-58	Knoxville	
F10	-/-	Ole Miss	W, 92-54	Knoxville	
F15	-/7	at Vanderbilt	W, 65-62	Nashville	
F18	-/-	at Georgia Tech	L, 45-47	Atlanta	
F22	-/-	at Alabama	L, 64-67	Tuscaloosa	
F24	-/-	at Auburn	W, 68-62	Auburn	
F29	-/2	Kentucky	L, 38-42	Knoxville	

1-Virginia Tech Tournament  
2-Gulf South Classic

**1964-65** 20-5 / 12-4 (2nd SEC)

**Coach:** Ray Mears  
**Captain:** A.W. Davis  
**Final Ranking:** 17th UPI

AP Rank		UT/Opp Opponent		Result	Site
D2	-/-	Richmond	W, 97-66	Knoxville	
D7	-/-	at Georgia Tech	W, 66-52	Atlanta	
D9	-/-	Sewanee	W, 77-42	Knoxville	
D19	-/-	Buffalo	W, 79-54	Knoxville	
D22	-/-	vs. Florida State	W, 65-43	Memphis	
D28	-/-	1-Portland	W, 70-59	Portland	
D29	-/-	1-Oregon	W, 70-63	Portland	
D30	-/-	1-Oregon State	L, 27-48	Portland	
J2	-/-	at Vanderbilt	L, 72-77	Nashville	
J9	-/-	at Tulane	W, 80-63	New Orleans	
J11	-/-	at LSU	W, 58-54	Baton Rouge	
J16	-/-	Kentucky	W, 77-58	Knoxville	
J18	-/-	at Georgia	W, 76-57	Athens	
J23	-/-	Georgia Tech	W, 55-48	Knoxville	
J30	-/-	Florida	W, 83-49	Knoxville	
F1	-/-	Georgia	W, 75-43	Knoxville	

F6	-/-	Mississippi State	W, 77-57	Knoxville
F8	-/-	at Ole Miss	W, 96-50	Oxford
F13	-/7	Vanderbilt	W, 79-66	Knoxville
F20	8/-	at Alabama	L, 58-63	Tuscaloosa
F22	8/-	Auburn	W, 69-38	Knoxville
F27	-/-	at Kentucky	L, 60-61	Lexington
M1	-/-	at Florida	L, 56-58	Gainesville
M6	-/-	LSU	W, 87-60	Knoxville
M8	-/-	Tulane	W, 102-62	Knoxville

1-Far West Classic

**1965-66** 19-8 / 10-6 (Tie 3rd SEC)

**Coach:** Ray Mears  
**Captains:** Larry McIntosh, Howard Bayne

AP Rank		UT/Opp Opponent		Result	Site
D1	-/2	at Michigan	L, 63-71	Ann Arbor	
D7	-/4	Vanderbilt	L, 50-53	Knoxville	
D17	-/-	1-Louisiana Tech	W, 71-55	Shreveport	
D18	-/-	1-Centenary	W, 49-43	Shreveport	
D27	-/-	2-St. Louis	L, 57-59	Honolulu	
D29	-/-	2-Hawaii	W, 88-41	Honolulu	
D30	-/2	2-Hi. Marines (Exh.)	W, 84-54	Honolulu	
J3	-/-	Tulane	W, 64-46	Knoxville	
J5	-/-	Furman	W, 82-63	Knoxville	
J8	-/-	Ole Miss	W, 102-55	Knoxville	
J12	-/3	at Vanderbilt	L, 52-53	Nashville	
J15	-/-	at Mississippi St.	L, 74-75**	Starkville	
J17	-/-	at Auburn	L, 47-51	Auburn	
J22	-/-	Georgia Tech	W, 83-48	Knoxville	
J24	-/-	Univ. of Mexico	W, 121-42	Knoxville	
J26	-/-	vs. N.C. State	W, 65-54	Memphis	
J29	-/-	Alabama	W, 91-56	Knoxville	
J31	-/-	LSU	W, 87-59	Knoxville	
F5	-/-	Florida	W, 76-47	Knoxville	
F7	-/-	Georgia	W, 100-71	Knoxville	
F12	-/-	at Tulane	W, 90-70	New Orleans	
F14	-/-	at LSU	W, 74-64	Baton Rouge	
F19	-/-	at Georgia	W, 83-69	Athens	
F21	-/-	at Florida	L, 63-67	Gainesville	
F26	-/1	at Kentucky	L, 64-78	Lexington	
F28	-/-	at Georgia Tech	W, 58-47	Atlanta	
M5	-/1	Kentucky	W, 69-62	Knoxville	

1-Gulf South Classic  
2-Rainbow Classic

**1966-67** 21-7 / 15-3 (1st SEC)

**Coach:** Ray Mears  
**Captain:** Ron Widby  
**Final Ranking:** 8th Associated Press / 9th UPI

AP Rank		UT/Opp Opponent		Result	Site
D1	-/-	Michigan	W, 72-54	Knoxville	
D3	-/-	SW Louisiana	W, 67-52	Knoxville	
D16	-/-	1-Auburn	W, 73-49	Knoxville	
D17	-/-	1-Clemson	W, 52-44	Knoxville	
D29	-/-	2-Bradley	L, 53-60	New Orleans	
D30	-/-	2-Boston College	L, 61-68	New Orleans	
J3	-/-	Furman	W, 87-49	Knoxville	
J7	-/-	Alabama	W, 77-52	Knoxville	
J9	-/-	at Vanderbilt	L, 59-65	Nashville	
J14	-/-	at Georgia	W, 87-70	Athens	
J16	-/10	at Florida	W, 66-53	Gainesville	
J21	-/8	Florida	W, 56-42	Knoxville	
J23	-/-	at Kentucky	W, 52-50**	Lexington	
J27	-/-	Ole Miss	W, 62-49	Knoxville	
J30	-/-	Mississippi State	W, 67-45	Knoxville	
F1	-/-	Georgia Tech	W, 59-48	Knoxville	
F4	-/-	at Ole Miss	L, 53-56	Oxford	
F6	-/-	at LSU	W, 76-59	Baton Rouge	
F11	-/-	Georgia	W, 68-36	Knoxville	
F13	-/-	Kentucky	W, 76-57	Knoxville	
F18	-/9	Vanderbilt	W, 70-53	Knoxville	
F25	8/-	at Auburn	W, 54-45	Auburn	
F27	8/-	at Alabama	L, 52-53	Tuscaloosa	
M1	8/-	vs. N.C. State	W, 65-62	Greensboro	
M4	8/-	LSU	W, 87-60	Knoxville	
M6	8/-	at Mississippi St.	W, 78-76***	Starkville	

**NCAA Tournament**

M17	8/-	Dayton	L, 52-53	Evanston
M18	8/-	Indiana	L, 44-51	Evanston

1-Volunteer Classic  
2-Sugar Bowl Classic

OUTLOOK

PLAYERS

STAFF

REVIEW

RESULTS

RECORDS

HONORS

POSTSEASON

VOLTMANAC

MEDIA INFO





# YEAR-BY-YEAR RESULTS

## 1967-68 20-6 / 13-5 (2nd SEC)

**Coach:** Ray Mears

**Captain:** Tom Hendrix

AP Rank			
UT/Opp	Opponent	Result	Site
D1	-/ Richmond	W, 93-45	Knoxville
D15	-/ Illinois	W, 66-42	Knoxville
D16	-/ Tulsa	W, 56-48	Knoxville
D20	9/ Wake Forest	W, 81-63	Knoxville
D27	4/- 2-Iowa	L, 59-64	Los Angeles
D28	4/- 2-Southern Cal	W, 78-68	Los Angeles
D29	4/- 2-Utah State	W, 85-66	Los Angeles
J6	6/ at Alabama	W, 82-63	Tuscaloosa
J8	6/4 Vanderbilt	W, 64-62	Knoxville
J13	5/ Georgia	W, 77-72	Knoxville
J15	5/ Florida	W, 67-52	Knoxville
J20	4/ at Florida	L, 46-59	Gainesville
J22	4/8 Kentucky	W, 87-59	Knoxville
J27	6/ at Ole Miss	W, 66-65	Oxford
J29	6/ at Mississippi St.	W, 65-57	Starkville
F3	6/ Ole Miss	W, 88-46	Knoxville
F5	6/ at LSU	W, 87-67	Baton Rouge
F10	5/ at Georgia	L, 43-61	Athens
F12	5/8 at Kentucky	L, 59-60	Lexington
F17	7/9 at Vanderbilt	L, 63-75	Nashville
F20	-/ at Georgia Tech	W, 71-69	Atlanta
F24	-/ Auburn	L, 52-53	Knoxville
F26	-/ Alabama	W, 75-56	Knoxville
M2	-/ LSU	W, 74-71	Knoxville
M4	-/ Mississippi State	W, 63-51	Knoxville
M6	-/ at Auburn	W, 63-54	Auburn

1-Volunteer Classic  
2-Los Angeles Classic

## 1968-69 21-7 / 13-5 (2nd SEC)

**Coach:** Ray Mears

**Captain:** Bill Justus

**Preseason Ranking:** 20th Associated Press

AP Rank			
UT/Opp	Opponent	Result	Site
N30	20/- Buffalo	W, 87-62	Knoxville
D4	20/- Iowa State	L, 60-62	Knoxville
D13	-/ 1-Oklahoma	W, 55-49	Knoxville
D14	-/ 1-Southern Illinois	W, 54-41	Knoxville
D17	-/ Georgia Tech	W, 72-59	Knoxville
D21	-/ at Tampa	W, 53-51	Tampa
J4	-/ at Mississippi St.	L, 57-58	Starkville
J6	-/ at Ole Miss	W, 59-54	Oxford
J11	-/ Georgia	W, 82-67	Knoxville
J13	-/ Florida	W, 64-63	Knoxville
J18	-/5 Kentucky	L, 66-69	Knoxville
J25	-/ at Alabama	W, 70-43	Tuscaloosa
J27	-/ at LSU	W, 81-68	Baton Rouge
F1	-/ Auburn	W, 64-59	Knoxville
F3	-/ Vanderbilt	W, 65-61	Knoxville
F8	-/ Mississippi State	W, 80-50	Knoxville
F10	-/ Ole Miss	W, 61-45	Knoxville
F15	-/ at Georgia	W, 57-55	Athens
F17	-/ at Florida	L, 63-65	Gainesville
F22	17/- Alabama	W, 86-52	Knoxville
F24	17/- LSU	W, 87-63	Knoxville
M1	17/ at Auburn	L, 60-71	Auburn
M3	17/ at Vanderbilt	W, 70-69	Nashville
M8	-/7 at Kentucky	L, 69-84	Lexington

**National Invitation Tournament**  
M14 -/ Rutgers W, 67-51 New York City  
M17 -/ Ohio University W, 75-64 New York City  
M20 -/ Temple L, 58-63 New York City  
M22 -/ Army W, 64-52 New York City  
1-Volunteer Classic

## 1969-70 16-9 / 10-8 (5th SEC)

**Coach:** Ray Mears

**Captain:** Bobby Croft

AP Rank			
UT/Opp	Opponent	Result	Site
D6	-/1 at South Carolina	W, 55-54	Columbia
D9	9/ Centenary	W, 66-62	Knoxville
D19	8/ 1-Montana State	W, 71-62	Knoxville
D20	8/ 1-LaSalle	W, 55-47	Knoxville
D26	6/ 2-St. Francis (Pa.)	W, 82-59	Oklahoma City
D27	6/ 2-Niagara	L, 68-69	Oklahoma City
D28	6/ 2-Memphis State	W, 72-51	Oklahoma City
J3	6/ Mississippi State	W, 58-56	Knoxville
J5	6/ Ole Miss	L, 57-59**	Knoxville

J10	12/- at Georgia	L, 56-61	Athens
J12	12/- at Florida	L, 56-57*	Gainesville
J17	-/2 at Kentucky	L, 52-68	Lexington
J24	-/ Alabama	W, 103-67	Knoxville
J26	-/ at LSU	L, 59-71	Baton Rouge
J31	-/ at Auburn	L, 55-61	Auburn
F2	-/ at Vanderbilt	W, 77-72**	Nashville
F7	-/ at Mississippi St.	W, 72-60	Starkville
F9	-/ at Ole Miss	W, 72-60	Oxford
F14	-/20 Georgia	W, 57-55	Knoxville
F16	-/ Florida	W, 72-61	Knoxville
F21	-/ at Alabama	W, 77-70	Tuscaloosa
F23	-/ LSU	W, 88-87	Knoxville
F28	-/ Auburn	L, 64-77	Knoxville
M2	-/ Vanderbilt	W, 83-76	Knoxville
M7	-/2 Kentucky	L, 69-86	Knoxville

## 1970-71 21-7 / 13-5 (2nd SEC)

**Coach:** Ray Mears

**Captain:** Jimmy England

**Final Ranking:** 17th Associated Press

AP Rank			
UT/Opp	Opponent	Result	Site
D1	-/ Northern Michigan	W, 90-68	Knoxville
D5	-/17 Houston	W, 79-58	Knoxville
D8	17/ at Wake Forest	W, 60-59	Winston-Salem
D18	14/- 1-San Francisco	W, 79-59	Knoxville
D19	14/- 1-Providence	W, 77-58	Knoxville
D23	12/- Oregon State	W, 89-61	Knoxville
D29	10/- 2-Houston	L, 65-68	Los Angeles
D30	10/- 2-Michigan State	W, 81-70	Los Angeles
J2	10/- at Mississippi St.	L, 67-69	Starkville
J4	10/- at Ole Miss	W, 98-85	Oxford
J9	17/- Georgia	W, 51-47	Knoxville
J11	17/- Florida	W, 85-75	Knoxville
J16	18/10 Kentucky	W, 75-71	Knoxville
J23	8/ at Alabama	W, 79-62	Tuscaloosa
J25	8/ at LSU	L, 70-80	Baton Rouge
J30	8/ Auburn	W, 90-68	Knoxville
F1	8/ Vanderbilt	L, 60-65	Knoxville
F6	11/ Mississippi State	W, 88-65	Knoxville
F8	11/ Ole Miss	W, 80-74	Knoxville
F13	14/ at Georgia	W, 64-61	Athens
F15	14/ at Florida	L, 55-56	Gainesville
F20	13/ Alabama	W, 89-77	Knoxville
F22	13/ LSU	W, 88-67	Knoxville
F27	17/ at Auburn	W, 76-71	Auburn
M1	17/ at Vanderbilt	W, 79-69	Nashville
M6	14/8 at Kentucky	L, 78-84	Lexington

**National Invitation Tournament**  
M20 17/- St. John's W, 84-83 New York City  
M22 17/- Duke L, 64-78 New York City  
1-Volunteer Classic  
2-Trojan Classic

## 1971-72 19-6 / 14-4 (Tie 1st SEC)

**Coach:** Ray Mears

**Captain:** Lloyd Richardson

AP Rank			
UT/Opp	Opponent	Result	Site
D1	-/ California-Irvine	W, 89-53	Knoxville
D4	-/7 at Houston	L, 65-67	Houston
D17	-/ 1-Penn State	W, 57-55	Knoxville
D18	-/ 1-Michigan State	W, 85-61	Knoxville
D27	-/ 2-Manhattan	W, 76-70	Philadelphia
D28	20/- 2-Villanova	L, 67-76	Philadelphia
D30	20/- 2-Boston College	W, 61-60	Philadelphia
J8	-/ Mississippi State	W, 82-49	Knoxville
J10	-/ Ole Miss	W, 73-70	Knoxville
J15	-/ at Georgia	W, 59-57	Athens
J17	-/ at Florida	W, 61-50	Gainesville
J22	19/- at Kentucky	L, 70-72	Lexington
J29	-/ Alabama	W, 79-77	Knoxville
J31	-/ LSU	L, 62-63	Knoxville
F5	-/ at Auburn	W, 76-67	Auburn
F7	-/ at Vanderbilt	W, 81-75	Nashville
F12	-/ at Mississippi St.	W, 71-61	Starkville
F14	-/ at Ole Miss	W, 68-58	Oxford
F19	20/- Georgia	W, 71-68	Knoxville
F21	20/- Florida	W, 55-52	Knoxville
F26	-/ at Alabama	L, 67-72	Tuscaloosa
F28	-/ at LSU	W, 78-66	Baton Rouge
M4	-/ Auburn	W, 80-70	Knoxville

M6	-/ Vanderbilt	W, 87-74	Knoxville
M9	-/ Kentucky	L, 66-67	Knoxville

1-Volunteer Classic  
2-Quaker City Tournament

## 1972-73 15-9 / 13-5 (Tie 2nd SEC)

**Coach:** Ray Mears

**Captain:** Larry Robinson

**Preseason Ranking:** 14th Associated Press

AP Rank			
UT/Opp	Opponent	Result	Site
D2	14/16 South Carolina	W, 55-45	Knoxville
D5	14/5 at Marquette	L, 30-56	Milwaukee
D15	-/ 1-Syracuse	W, 87-83	Knoxville
D16	-/12 1-Missouri	L, 57-67	Knoxville
D27	-/ 2-St. John's	L, 55-56	New York City
D28	-/ 2-Niagara	L, 62-66	New York City
J6	-/ at Mississippi St.	W, 86-67	Starkville
J8	-/ at Ole Miss	L, 52-60	Oxford
J13	-/ Georgia	W, 79-64	Knoxville
J15	-/ Florida	W, 75-56	Knoxville
J20	-/ Kentucky	W, 65-64	Knoxville
J27	-/9 at Alabama	L, 56-72	Tuscaloosa
J29	-/ at LSU	W, 73-71	Baton Rouge
F3	-/ Auburn	W, 82-74	Knoxville
F5	-/ Vanderbilt	W, 72-62	Knoxville
F10	-/ Mississippi State	W, 93-76	Knoxville
F12	-/ Ole Miss	W, 51-49	Knoxville
F17	-/ at Georgia	W, 85-71	Athens
F19	-/ at Florida	W, 87-83	Gainesville
F24	-/18 Alabama	W, 72-71	Knoxville
F26	-/ LSU	L, 74-78	Knoxville
M3	-/ at Vanderbilt	L, 74-86	Nashville
M5	-/ at Auburn	W, 80-72	Auburn
M8	-/19 at Kentucky	L, 81-86	Lexington

1-Volunteer Classic  
2-ECAC Holiday Festival

## 1973-74 17-9 / 12-6 (2nd SEC)

**Coach:** Ray Mears

**Captain:** Len Kosmalksi

AP Rank			
UT/Opp	Opponent	Result	Site
N30	-/ North Texas State	W, 80-71	Knoxville
D5	-/7 Marquette	L, 65-67	Knoxville
D10	-/ South Florida	W, 117-90	Knoxville
D14	-/ 1-DePaul	W, 96-61	Knoxville
D15	-/ 1-Temple	W, 11-6	Knoxville
D27	-/ 2-Sub Pac (Exh.)	L, 79-81	Honolulu
D28	-/9 2-Providence	L, 60-64	Honolulu
D29	-/ 2-Santa Clara	W, 80-76	Honolulu
J5	-/ at Auburn	W, 89-77	Auburn
J7	-/7 Alabama	L, 73-79	Knoxville
J12	-/ at Ole Miss	L, 57-69	Oxford
J14	-/ Kentucky	W, 67-54	Knoxville
J19	-/ at Florida	W, 75-72	Gainesville
J21	-/8 Vanderbilt	L, 65-82	Knoxville
J26	-/ Mississippi State	W, 70-61	Knoxville
J28	-/ at LSU	W, 57-52	Baton Rouge
F2	-/ Georgia	W, 84-70	Knoxville
F4	-/ Auburn	W, 88-80	Knoxville
F9	-/8 at Alabama	L, 54-73	Tuscaloosa
F11	-/ Ole Miss	W, 65-57	Knoxville
F16	-/ at Kentucky	L, 58-61	Lexington
F18	-/ Florida	W, 85-57	Knoxville
F23	-/5 at Vanderbilt	W, 59-53	Nashville
F25	-/ at Mississippi St.	L, 58-62	Starkville
M2	-/ LSU	W, 100-80	Knoxville
M4	-/ at Georgia	W, 97-89	Athens

**Collegiate Commissioners Association Tournament**  
M15 -/10 Indiana L, 71-73 St. Louis  
1-Volunteer Classic  
2-Rainbow Classic

## 1974-75 18-8 / 12-6 (Tie 3rd SEC)

**Coach:** Ray Mears

**Captain:** Rodney Woods

AP Rank			
UT/Opp	Opponent	Result	Site
N30	-/ Wis.-Milwaukee	W, 85-65	Knoxville
D7	-/19 at Michigan	L, 74-78	Ann Arbor
D13	-/ 1-Navy	W, 86-59	Knoxville
D14	-/ 1-Harvard	W, 84-59	Knoxville
D20	-/ 2-Columbia	W, 108-73	St. Petersburg

D21	-/	2-Missouri	W, 99-77	St. Petersburg
D31	18/-	Vermont	W, 115-66	Knoxville
J4	18/-	Auburn	W, 96-81	Knoxville
J6	18/6	at Alabama	L, 78-82	Tuscaloosa
J11	18/-	Ole Miss	W, 102-82	Knoxville
J13	18/7	at Kentucky	L, 82-88	Lexington
J18	18/-	Florida	W, 59-56	Knoxville
J20	18/-	at Vanderbilt	W, 65-61	Nashville
J25	-/	at Mississippi St.	W, 97-87	Starkville
J27	-/	LSU	W, 99-79	Knoxville
F1	18/4	at Auburn	W, 105-69	Athens
F3	18/14	at Georgia	L, 59-62	Auburn
F8	15/7	Alabama	L, 65-71	Knoxville
F10	15/-	at Ole Miss	L, 81-88	Oxford
F15	-/4	Kentucky	W, 103-98	Knoxville
F17	-/	at Florida	W, 85-84	Knoxville
F22	-/	Vanderbilt	W, 75-71	Knoxville
F24	-/	Mississippi State	W, 109-83	Knoxville
M1	-/	at LSU	L, 87-94	Baton Rouge
M8	-/	Georgia	W, 95-74	Knoxville

**National Commissioners Invitational Tournament**  
M14 -/- Bowling Green L, 58-67 Louisville  
1-Volunteer Classic  
2-Big Sun Invitational

**1975-76** 21-6 / 14-4 (2nd SEC)

**Coach:** Ray Mears  
**Captain:** Doug Ashworth  
**Preseason Ranking:** 9th Associated Press  
**Final Ranking:** 13th Associated Press / 14th UPI

AP Rank				
UT/Opp	Opponent	Result	Site	
N29	9/-	Biscayne	W, 81-63	Knoxville
D3	8/-	at Duke	W, 86-80	Durham
D6	8/16	Michigan	W, 82-81	Knoxville
D9	7/-	at St. John's	L, 70-79	New York City
D19	11/-	1-Army	W, 99-69	Knoxville
D20	11/-	1-Clemson	W, 77-66	Knoxville
D29	10/-	2-Pennsylvania	W, 77-70	New Orleans
D30	12/-	2-at Tulane	W, 97-73	New Orleans
J3	12/-	at Georgia	W, 79-73	Athens
J10	9/-	at Kentucky	W, 90-88*	Lexington
J12	9/-	at Vanderbilt	L, 66-77	Nashville
J17	9/-	Florida	W, 93-84	Knoxville
J19	9/-	Auburn	W, 83-78	Knoxville
J24	10/-	at Ole Miss	W, 56-53	Oxford
J26	10/-	at LSU	W, 105-92	Baton Rouge
J31	9/11	Alabama	W, 80-74	Knoxville
F2	9/-	Mississippi State	W, 75-66	Knoxville
F7	8/-	Kentucky	W, 92-85	Knoxville
F9	8/-	Vanderbilt	W, 73-59	Knoxville
F14	8/-	at Florida	L, 69-72	Gainesville
F16	8/-	at Auburn	L, 72-73*	Auburn
F21	9/-	Ole Miss	W, 105-81	Knoxville
F23	9/-	LSU	W, 80-71	Knoxville
F28	11/7	at Alabama	L, 90-93**	Tuscaloosa
M1	11/-	at Mississippi St.	W, 78-76	Starkville
M6	12/-	Georgia	W, 86-70	Knoxville

**NCAA Tournament**  
M13 9/- VMI L, 75-81 Charlotte  
1-Volunteer Classic  
2-Sugar Bowl Classic

**1976-77** 22-6 / 16-2 (Tie 1st SEC)

**Coach:** Ray Mears  
**Captains:** Mike Jackson, Ernie Grunfeld (Co-Captains)  
**Preseason Ranking:** 16th Associated Press  
**Final Ranking:** 15th Associated Press / 8th UPI

AP Rank				
UT/Opp	Opponent	Result	Site	
N27	16/-	South Florida	W, 94-64	Knoxville
D4	15/-	UNC Charlotte	W, 69-67	Knoxville
D7	15/-	Duke	L, 78-81	Knoxville
D10	15/6	1-San Francisco	L, 77-86	Salt Lake City
D11	15/-	1-Seton Hall	W, 99-90	Salt Lake City
D17	-/	2-LaSalle	W, 92-85	Knoxville
D18	-/20	2-St. John's	W, 86-81	Knoxville
D21	19/-	Xavier	W, 97-73	Knoxville
J3	-/	at Vanderbilt	W, 73-69	Nashville
J8	-/	Auburn	W, 87-79	Knoxville
J10	-/	Florida	W, 92-82	Knoxville
J12	-/2	at Kentucky	W, 71-67*	Lexington
J15	-/	at LSU	W, 108-102	Baton Rouge
J17	-/	at Ole Miss	W, 86-72	Oxford
J22	14/3	Alabama	W, 102-93	Knoxville

J24	14/-	Mississippi State	W, 68-59	Knoxville
J30	7/8	vs. UCLA	L, 89-103	Atlanta
F1	11/-	Georgia	W, 106-82	Knoxville
F5	11/-	at Auburn	W, 93-83	Auburn
F7	11/-	at Florida	L, 76-80	Gainesville
F12	11/-	LSU	W, 91-64	Knoxville
F14	11/-	Ole Miss	W, 87-75	Knoxville
F19	14/4	at Alabama	W, 92-89	Tuscaloosa
F21	14/-	at Mississippi St.	W, 76-68	Starkville
F26	7/-	at Georgia	L, 76-83	Athens
M5	11/2	Kentucky	W, 81-79	Knoxville
M7	11/2	Vanderbilt	W, 65-55	Knoxville

**NCAA Tournament**  
M13 7/10 Syracuse L, 88-93\* Baton Rouge  
1-Utah Classic  
2-Volunteer Classic  
UT played three exhib. games at the Real Madrid Christmas Tournament in Madrid, Spain, on Dec. 24, 1976.

**1977-78** 11-16 / 6-12 (Tie 7th SEC)

**Coach:** Cliff Wettig (Acting Head Coach)  
**Captain:** Johnny Darden

AP Rank				
UT/Opp	Opponent	Result	Site	
N28	-/	Samford	W, 83-79	Knoxville
D2	-/5	1-San Francisco	L, 75-84	Tempe
D3	-/	1-Iowa State	W, 81-76	Tempe
D6	-/	Eastern Montana	W, 92-76	Knoxville
D10	-/	Georgia State	W, 84-62	Knoxville
D16	-/2	2-Dartmouth	W, 77-58	Knoxville
D17	-/	2-Utah	L, 80-85	Knoxville
D20	-/	3-Iowa	L, 86-92	Las Vegas
D21	-/	3-Northwestern	L, 86-93	Las Vegas
J2	-/	Florida	L, 79-92	Knoxville
J4	-/	Auburn	W, 80-76	Knoxville
J7	-/	at Ole Miss	L, 68-73	Oxford
J9	-/	at LSU	L, 87-121	Baton Rouge
J14	-/	Alabama	W, 87-78	Knoxville
J16	-/	Mississippi State	L, 68-70	Knoxville
J21	-/	Georgia	L, 74-75	Knoxville
J30	-/	at Vanderbilt	L, 55-56	Nashville
F4	-/	Ole Miss	W, 86-67	Knoxville
F6	-/	LSU	L, 86-101	Knoxville
F11	-/	at Alabama	L, 89-93	Tuscaloosa
F13	-/	at Mississippi St.	L, 60-62	Starkville
F15	-/3	at Kentucky	L, 77-90	Lexington
F18	-/	at Georgia	W, 77-72	Athens
F25	-/2	Kentucky	L, 57-68	Knoxville
F27	-/	Vanderbilt	W, 59-46	Knoxville
M4	-/	at Florida	W, 91-90	Gainesville
M6	-/	at Auburn	L, 94-107	Auburn

1-Fiesta Classic  
2-Volunteer Classic  
3-Rebel Roundup

**1978-79** 21-12 / 12-6 (2nd SEC)

**Coach:** Don DeVoe  
**Captain:** Game Captains  
**Final Ranking:** 18th UPI

AP Rank				
UT/Opp	Opponent	Result	Site	
N24	-/	Biscayne	W, 72-68	Knoxville
D2	-/5	at Louisville	L, 61-82	Louisville
D5	-/	East Carolina	W, 89-71	Knoxville
D9	-/	Ohio State	L, 78-86	Knoxville
D15	-/	1-Niagara	W, 100-80	Knoxville
D16	-/	1-Xavier	L, 50-51	Knoxville
D22	-/	2-San Jose State	W, 73-68	Santa Clara
D23	-/	2-Seton Hall	W, 94-80	Santa Clara
D27	-/	3-Utah	L, 71-80	Honolulu
D29	-/	3-Fordham	W, 83-58	Honolulu
D30	-/	3-Boston College	L, 72-74	Honolulu
J3	-/	at Ole Miss	W, 72-67	Oxford
J6	-/	Alabama	W, 85-77	Knoxville
J8	-/18	Mississippi State	L, 62-72	Knoxville
J11	-/	Florida	W, 116-73	Knoxville
J13	-/	at Georgia	L, 75-79	Athens
J20	-/	at Kentucky	W, 66-55	Lexington
J22	-/	at Vanderbilt	W, 71-70	Nashville
J24	-/9	at LSU	L, 75-77	Baton Rouge
J27	-/	Ole Miss	L, 64-65	Knoxville
J29	-/9	LSU	L, 78-84	Knoxville
F3	-/13	at Alabama	W, 83-77	Tuscaloosa
F5	-/	at Mississippi St.	L, 84-90**	Starkville
F7	-/	Auburn	W, 73-62	Knoxville

F10	-/	Georgia	W, 87-81**	Knoxville
F17	-/	Kentucky	W, 101-84	Knoxville
F19	-/19	Vanderbilt	W, 83-78	Knoxville
F22	-/	at Florida	W, 87-73	Gainesville
F24	-/	at Auburn	W, 60-55	Auburn

**Southeastern Conference Tournament**  
M2 -/- Auburn W, 75-64 Birmingham  
M3 -/- Kentucky W, 75-69\* Birmingham

**NCAA Tournament**  
M9 20/- Eastern Kentucky W, 97-81 Murfreesboro  
M11 20/5 Notre Dame L, 67-73 Murfreesboro

1-Volunteer Classic  
2-Cable Car Classic  
3-Rainbow Classic

**1979-80** 18-11 / 12-6 (Tie 3rd SEC)

**Coach:** Don DeVoe  
**Captain:** Game Captains

AP Rank				
UT/Opp	Opponent	Result	Site	
D4	-/9	St. John's	W, 97-80	Knoxville
D8	-/14	Louisville	L, 75-77	Knoxville
D12	-/	Auburn	W, 61-58	Knoxville
D14	-/	1-Fordham	W, 88-63	Knoxville
D15	-/	1-Arizona State	W, 82-79	Knoxville
D17	-/	Minnesota	W, 71-64	Knoxville
D19	-/	Alabama	W, 79-78**	Knoxville
D22	-/2	at Ohio State	L, 65-91	Columbus
D28	-/10	2-Indiana	L, 68-70	San Diego
D29	-/	2-at San Diego St.	W, 96-77	San Diego
J2	-/	at Ole Miss	W, 66-65	Oxford
J5	-/2	Kentucky	W, 49-47	Knoxville
J9	-/	at Florida	W, 69-58	Gainesville
J12	-/	Vanderbilt	W, 71-63	Knoxville
J17	20/-	at Mississippi St.	W, 70-61	Starkville
J19	20/14	LSU	L, 74-75	Knoxville
J23	19/-	at Georgia	L, 54-55	Athens
J26	19/-	at Alabama	L, 59-72	Tuscaloosa
J30	-/	Ole Miss	L, 59-66	Knoxville
F2	-/3	at Kentucky	L, 75-83	Lexington
F6	-/	Florida	W, 100-76	Knoxville
F9	-/	at Vanderbilt	W, 51-48	Nashville
F13	-/	Mississippi State	W, 85-73	Knoxville
F16	-/6	at LSU	L, 66-73	Baton Rouge
F21	-/	Georgia	W, 50-49	Knoxville
F23	-/	at Auburn	W, 72-63	Auburn

**Southeastern Conference Tournament**  
F28 -/- Ole Miss L, 74-76 Birmingham

**NCAA Tournament**  
M6 -/- Furman W, 80-69 Greensboro  
M8 -/8 Maryland L, 75-86 Greensboro

1-Volunteer Classic  
2-Cabrillo Classic

**1980-81** 21-8 / 12-6 (3rd SEC)

**Coach:** Don DeVoe  
**Captain:** Game Captains  
**Final Ranking:** 15th Associated Press / 15th UPI

AP Rank				
UT/Opp	Opponent	Result	Site	
N29	-/	Rollins	W, 94-58	Knoxville
D3	-/	at Auburn	L, 65-75	Auburn
D6	-/	Purdue	W, 78-69	Knoxville
D9	-/	Lafayette	W, 72-42	Knoxville
D13	-/	Colorado	W, 87-69	Knoxville
D19	-/	1-Iona	W, 80-54	Knoxville
D20	-/18	1-Brigham Young	W, 81-65	Knoxville
D28	-/11	2-Arizona State	W, 69-53	New Orleans
D29	-/	2-Duke	W, 90-69	New Orleans
J3	18/-	at Alabama	W, 70-69*	Tuscaloosa
J7	13/-	Ole Miss	W, 73-68	Knoxville
J10	13/4	at Kentucky	L, 47-48	Lexington
J14	11/-	Florida	W, 78-64	Knoxville
J17	11/-	at Vanderbilt	W, 72-66	Nashville
J21	8/-	Mississippi State	W, 81-57	Knoxville
J24	8/5	at LSU	L, 63-80	Baton Rouge
J28	11/-	Georgia	W, 72-67	Knoxville
J31	11/-	Alabama	W, 62-58	Knoxville
F4	10/-	at Ole Miss	L, 52-71	Oxford
F7	10/6	Kentucky	W, 87-71	Knoxville
F11	9/-	at Florida	W, 53-52	Gainesville
F14	9/-	Vanderbilt	W, 79-72	Knoxville
F18	8/-	at Mississippi St.	W, 73-70	Starkville
F21	8/4	LSU	L, 65-66	Knoxville
F25	10/-	at Georgia	L, 75-76*	Athens



# YEAR-BY-YEAR RESULTS

F28	10/-	Auburn	W, 75-63	Knoxville
<b>Southeastern Conference Tournament</b>				
M5	10/-	Ole Miss	L, 71-81	Birmingham
<b>NCAA Tournament</b>				
M15	15/-	VCU	W, 58-56*	Charlotte
M19	15/5	Virginia	L, 48-62	Atlanta
<i>1-Volunteer Classic</i>				
<i>2-Sugar Bowl Classic</i>				

## 1981-82 20-10 / 13-5 (Tie 1st SEC)

**Coach:** Don DeVoe

**Captain:** Game Captains

<b>AP Rank</b>				
<b>UT/Opp</b>	<b>Opponent</b>	<b>Result</b>	<b>Site</b>	
N28	-/-	at Purdue	L, 68-82	West Lafayette
D8	-/-	at Colorado	W, 64-63	Boulder
D12	-/-	Auburn	W, 86-79	Knoxville
D14	-/-	Cleveland State	W, 74-58	Knoxville
D18	-/-	1-American Univ.	W, 59-58	Knoxville
D19	-/-	1-California	W, 80-48	Knoxville
D27	-/-	2-at Portland	L, 62-71	Portland
D28	-/-	2-Wisconsin	W, 79-67	Portland
D29	-/-	2-Pittsburgh	L, 54-55	Portland
J2	-/12	Alabama	W, 88-67	Knoxville
J6	-/-	at Ole Miss	W, 62-55	Oxford
J9	-/3	Kentucky	W, 70-66	Knoxville
J13	-/-	at Florida	W, 69-66	Gainesville
J16	-/-	Vanderbilt	W, 71-69*	Knoxville
J20	20/-	at Mississippi St.	W, 54-44	Starkville
J23	20/-	LSU	W, 77-67	Knoxville
J27	15/-	at Georgia	W, 66-64	Athens
J30	15/13	at Alabama	L, 72-77*	Tuscaloosa
F3	16/-	Ole Miss	L, 53-55*	Knoxville
F6	16/9	at Kentucky	L, 67-77	Lexington
F10	-/-	Florida	W, 90-75	Knoxville
F13	-/-	at Vanderbilt	W, 59-55	Nashville
F17	-/-	Mississippi State	W, 50-48	Knoxville
F20	-/-	at LSU	W, 54-53	Baton Rouge
F24	19/-	Georgia	L, 63-64	Knoxville
F27	19/-	at Auburn	L, 54-56	Auburn
<b>Southeastern Conference Tournament</b>				
M4	-/-	Vanderbilt	W, 57-54	Lexington
M5	-/18	Alabama	L, 50-56	Lexington
<b>NCAA Tournament</b>				
M12	-/-	SW Louisiana	W, 61-57	Indianapolis
M14	-/3	Virginia	L, 51-54	Indianapolis
<i>1-Volunteer Classic</i>				
<i>2-Far West Classic</i>				

## 1982-83 20-12 / 9-9 (Tie 4th SEC)

**Coach:** Don DeVoe

**Captain:** Game Captains

**Preseason Ranking:** 13th Associated Press

**Final Ranking:** 25th USA Today/CNN

<b>AP Rank</b>				
<b>UT/Opp</b>	<b>Opponent</b>	<b>Result</b>	<b>Site</b>	
N27	13/-	Biscayne	W, 84-59	Knoxville
D1	14/-	at UT-Chattanooga	W, 55-49	Chattanooga
D8	14/-	Arizona	W, 92-73	Knoxville
D11	14/-	New Orleans	W, 76-74	Knoxville
D17	11/-	1-St. Francis (N.Y.)	W, 70-51	Knoxville
D18	11/-	1-Miami (Ohio)	W, 69-62	Knoxville
D22	9/-	Oklahoma City	W, 99-56	Knoxville
D28	8/5	2-San Jose State	W, 50-42	Las Vegas
D29	8/15	2-at UNLV	L, 54-70	Las Vegas
J3	8/-	Georgia	W, 87-76	Knoxville
J8	12/-	at Ole Miss	L, 55-56*	Oxford
J10	12/-	at LSU	W, 59-58	Baton Rouge
J15	18/-	Mississippi State	L, 74-75*	Knoxville
J18	-/-	Alabama	W, 73-64	Knoxville
J22	-/-	at Florida	L, 74-78	Gainesville
J24	-/20	at Auburn	W, 80-77	Auburn
J29	-/-	Vanderbilt	L, 60-61	Knoxville
J31	-/10	Kentucky	W, 65-63	Knoxville
F5	-/-	Ole Miss	W, 65-53	Knoxville
F7	-/-	LSU	W, 66-63	Knoxville
F12	-/-	at Mississippi St.	L, 66-75	Starkville
F14	-/-	at Alabama	L, 78-90	Tuscaloosa
F19	-/-	Florida	W, 78-53	Knoxville
F22	20/-	Auburn	W, 82-74	Knoxville
F24	20/-	at Vanderbilt	L, 68-69	Nashville
F27	20/10	at Kentucky	L, 61-69	Lexington
M5	-/-	at Georgia	L, 59-74	Athens
<b>Southeastern Conference Tournament</b>				
M10	-/-	Florida	W, 78-62	Birmingham

M11	-/-	LSU	W, 74-71*	Birmingham
M12	-/-	Georgia	L, 60-79	Birmingham
<b>NCAA Tournament</b>				
M18	-/-	Marquette	W, 57-56	Evansville
M20	-/2	Louisville	L, 57-70	Evansville
<i>1-Volunteer Classic</i>				
<i>2-Las Vegas Holiday Classic</i>				

## 1983-84 21-14 / 9-9 (6th SEC)

**Coach:** Don DeVoe

**Captain:** Game Captains

<b>AP Rank</b>				
<b>UT/Opp</b>	<b>Opponent</b>	<b>Result</b>	<b>Site</b>	
N25	-/-	Ohio Northern	W, 40-33	Knoxville
N30	-/-	Xavier	W, 77-57	Knoxville
D3	-/-	California	W, 62-47	Knoxville
D7	-/-	Morehead State	W, 75-63	Knoxville
D13	-/-	Georgia State	L, 50-52	Knoxville
D16	-/-	1-Montana State	W, 64-41	Knoxville
D17	-/-	1-Louisiana Tech	W, 71-61	Knoxville
D20	-/-	Hardin-Simmons	W, 75-58	Knoxville
D23	-/-	at Arizona	W, 61-49	Tucson
D27	-/-	2-Navy	W, 76-61	Honolulu
D29	-/-	2-at Hawaii	L, 60-73	Honolulu
D30	-/-	2-Ala.-Birmingham	L, 66-84	Honolulu
J3	-/11	at Georgia	L, 57-71	Athens
J8	-/-	Ole Miss	W, 83-59	Knoxville
J10	-/11	LSU	W, 70-69	Knoxville
J14	-/-	at Mississippi St.	L, 56-63*	Starkville
J16	-/-	at Alabama	L, 72-82	Tuscaloosa
J21	-/-	Florida	W, 70-65	Knoxville
J24	-/-	Auburn	L, 72-79	Knoxville
J28	-/-	at Vanderbilt	W, 76-69	Nashville
J30	-/3	at Kentucky	L, 74-93	Lexington
F4	-/-	at Ole Miss	L, 56-57	Oxford
F6	-/14	at LSU	L, 59-61*	Baton Rouge
F11	-/-	Mississippi State	W, 45-42	Knoxville
F13	-/-	Alabama	L, 66-72	Knoxville
F18	-/-	at Florida	W, 75-74**	Gainesville
F20	-/-	at Auburn	W, 57-54	Auburn
F25	-/-	Vanderbilt	W, 67-61	Knoxville
F27	-/4	Kentucky	W, 63-58	Knoxville
M4	-/-	Georgia	L, 77-82	Knoxville
<b>Southeastern Conference Tournament</b>				
M8	-/-	Florida	W, 80-74*	Nashville
M9	-/-	Auburn	L, 58-60	Nashville
<b>National Invitation Tournament</b>				
M14	-/-	St. Peter's	W, 54-40	Knoxville
M19	-/-	UT-Chattanooga	W, 68-66	Knoxville
M23	-/-	at Virginia Tech	L, 68-72	Blacksburg
<i>1-Volunteer Classic</i>				
<i>2-Rainbow Classic</i>				

## 1984-85 22-15 / 8-10 (Tie 7th SEC)

**Coach:** Don DeVoe

**Captain:** Game Captains

<b>AP Rank</b>				
<b>UT/Opp</b>	<b>Opponent</b>	<b>Result</b>	<b>Site</b>	
N23	-/13	1-Ala.-Birmingham	L, 65-70	Anchorage
N24	-/-	1-Idaho State	W, 65-59	Anchorage
N25	-/-	1-Maryland	L, 49-72	Anchorage
D8	-/-	Vermont	W, 85-48	Knoxville
D10	-/-	at Missouri	L, 61-70	Columbia
D14	-/-	2-Southern Miss.	W, 89-73	Knoxville
D15	-/11	2-Virginia Tech	W, 86-75	Knoxville
D18	-/-	UNC Charlotte	W, 86-76	Knoxville
D20	-/-	Eastern Kentucky	W, 98-74	Knoxville
D22	-/-	Richmond	W, 77-64	Knoxville
D27	-/-	Lafayette	W, 77-58	Knoxville
D29	-/13	Michigan	W, 81-77	Knoxville
J2	-/-	at Florida	L, 70-84	Gainesville
J5	-/-	at Ole Miss	W, 70-63	Oxford
J9	-/-	Auburn	W, 86-74	Knoxville
J12	-/-	at LSU	L, 65-75	Baton Rouge
J16	-/-	Vanderbilt	W, 87-79	Knoxville
J19	-/-	Alabama	W, 79-67	Knoxville
J23	-/-	at Mississippi St.	L, 66-82	Starkville
J27	-/-	Kentucky	W, 81-65	Knoxville
J30	-/-	at Georgia	W, 80-79**	Athens
F2	-/-	Florida	L, 86-93	Knoxville
F6	-/-	Ole Miss	L, 57-58	Knoxville
F9	-/-	at Auburn	L, 60-75	Auburn
F14	-/-	LSU	L, 82-87	Knoxville
F16	-/-	at Vanderbilt	L, 82-85	Nashville
F20	-/-	at Alabama	L, 59-80	Tuscaloosa

F23	-/-	Mississippi State	W, 79-64	Knoxville
F28	-/-	at Kentucky	L, 67-92	Lexington
M2	-/14	Georgia	W, 86-85	Knoxville
<b>Southeastern Conference Tournament</b>				
M6	-/-	Vanderbilt	W, 71-51	Birmingham
M7	-/17	Georgia	L, 61-67	Birmingham
<b>National Invitation Tournament</b>				
M14	-/-	at Tennessee Tech	W, 65-62	Cookeville
M20	-/-	SW Louisiana	W, 73-72	Knoxville
M23	-/-	Virginia	W, 61-54	Knoxville
M27	-/-	Indiana	L, 67-74	New York City
M29	-/-	Louisville	W, 100-84	New York City
<i>1-Great Alaska Shootout</i>				
<i>2-Volunteer Classic</i>				

## 1985-86 12-16 / 5-13 (8th SEC)

**Coach:** Don DeVoe

**Captain:** Game Captains

<b>AP Rank</b>				
<b>UT/Opp</b>	<b>Opponent</b>	<b>Result</b>	<b>Site</b>	
N22	-/-	SE Louisiana	W, 79-58	Knoxville
D2	-/3	at Michigan	L, 52-87	Ann Arbor
D7	-/-	Texas A&M	W, 88-70	Knoxville
D10	-/10	Illinois	W, 54-51	Knoxville
D14	-/-	Missouri	W, 67-54	Knoxville
D20	-/-	1-Furman	W, 79-45	Knoxville
D21	-/-	1-UNC Wilmington	W, 85-57	Knoxville
D27	-/-	2-SW Louisiana	L, 78-79**	New Orleans
D28	-/-	2-Texas A&M	W, 70-64	New Orleans
J2	-/-	Florida	L, 75-77*	Knoxville
J4	-/-	Ole Miss	W, 74-66	Knoxville
J11	-/-	at Auburn	L, 45-59	Auburn
J8	-/8	LSU	W, 88-77	Knoxville
J15	-/-	at Vanderbilt	L, 59-60	Nashville
J18	-/-	at Alabama	L, 79-92	Tuscaloosa
J22	-/-	Mississippi State	W, 69-51	Knoxville
J25	-/11	at Kentucky	L, 57-74	Lexington
J30	-/-	Georgia	W, 78-77	Knoxville
F1	-/-	at Florida	L, 61-69	Gainesville
F5	-/-	at Ole Miss	L, 55-59	Oxford
F8	-/-	Auburn	W, 80-79	Knoxville
F12	-/-	at LSU	L, 50-75	Baton Rouge
F15	-/-	Vanderbilt	L, 62-66	Knoxville
F19	-/-	Alabama	L, 64-80	Knoxville
F22	-/-	at Mississippi St.	L, 49-57	Starkville
F27	-/5	Kentucky	L, 60-62	Knoxville
M1	-/-	at Georgia	L, 70-91	Athens
<b>Southeastern Conference Tournament</b>				
M5	-/-	Ole Miss	L, 56-73	Lexington
<i>1-Volunteer Classic</i>				
<i>2-Sugar Bowl Classic</i>				

## 1986-87 14-15 / 7-11 (8th SEC)

**Coach:** Don DeVoe

**Captain:** Game Captains

<b>AP Rank</b>				
<b>UT/Opp</b>	<b>Opponent</b>	<b>Result</b>	<b>Site</b>	
N28	-/-	Appalachian State	W, 93-47	Knoxville
D3	-/-	Louisiana Tech	W, 63-56	Knoxville
D13	-/-	at Marquette	L, 56-63	Milwaukee
D19	-/-	1-Ball State	W, 78-52	Knoxville
D20	-/-	1-UNC Charlotte	W, 86-69	Knoxville
D22	-/-	VMI	W, 99-60	Knoxville
D27	-/-	Southern Cal	L, 76-81*	Oxford
D29	-/-	2-at Central Florida	W, 81-62	Orlando
D30	-/-	2-Florida State	L, 90-91*	Orlando
J3	-/-	at Vanderbilt	W, 81-72	Nashville
J8	-/-	LSU	L, 78-79	Knoxville
J10	-/9	Kentucky	W, 75-68	Knoxville
J14	-/10	at Auburn	L, 56-66	Auburn
J17	-/-	at Florida	L, 90-97	Gainesville
J21	-/-	Mississippi State	W, 74-61	Knoxville
J24	-/13	Alabama	L, 71-82	Knoxville
J28	-/-	at Georgia	L, 55-60	Athens
F1	-/-	Ole Miss	L, 70-73*	Knoxville
F2	-/-	at Ole Miss	L, 70-71	Oxford
F4	-/-	Vanderbilt	W, 79-69*	Knoxville
F7	-/-	at LSU	L, 58-60	Baton Rouge
F11	-/-	at Kentucky	L, 84-91*	Lexington
F14	-/-	Auburn	W, 103-84	Knoxville
F18	-/18	Florida	W, 81-71	Knoxville
F21	-/-	at Mississippi St.	L, 60-62	Starkville
F25	-/10	at Alabama	L, 71-93	Tuscaloosa
F28	-/-	Georgia	W, 89-68	Knoxville
<b>Southeastern Conference Tournament</b>				



M5 -/- Vanderbilt W, 74-57 Atlanta  
 M6 -/9 Alabama L, 60-68 Atlanta  
*1-Volunteer Classic*  
*2-Citrus Bowl/Red Lobster Classic*

**1987-88** 16-13 / 9-9 (6th SEC)

**Coach:** Don DeVoe

**Captain:** Game Captains

AP Rank			
UT/Opp	Opponent	Result	Site
D3	-/	Marquette	W, 82-56 Knoxville
D12	-/	at Southern Cal	W, 74-61 Los Angeles
D17	-/	Western Carolina	W, 87-69 Knoxville
D19	-/	Florida State	W, 81-78* Knoxville
D21	-/	Ohio University	L, 70-72 Knoxville
D23	-/	Furman	W, 84-66 Knoxville
D28	-/	1-Army	W, 75-52 Knoxville
D29	-/	1-Pepperdine	W, 96-75 Knoxville
J6	-/	Ole Miss	W, 77-68* Knoxville
J9	-/	Vanderbilt	W, 80-72 Knoxville
J13	-/	LSU	L, 51-52 Knoxville
J16	-/5	at Kentucky	L, 65-83 Lexington
J17	-/20	at Illinois	L, 79-103 Champaign
J20	-/	Auburn	W, 75-64 Knoxville
J23	-/	Florida	L, 56-76 Knoxville
J27	-/	at Mississippi St.	L, 63-48 Starkville
J30	-/	at Alabama	L, 69-82 Tuscaloosa
F3	-/	Georgia	W, 92-81 Knoxville
F6	-/	at Ole Miss	L, 73-91 Oxford
F10	-/17	at Vanderbilt	L, 62-90 Nashville
F13	-/	at LSU	L, 73-92 Baton Rouge
F17	-/9	Kentucky	W, 72-70 Knoxville
F20	-/	at Auburn	L, 68-73 Auburn
F24	-/	at Florida	W, 65-63 Gainesville
F27	-/	Mississippi State	L, 64-62 Knoxville
M2	-/	Alabama	W, 81-58 Knoxville
M5	-/	at Georgia	L, 69-80 Athens

**Southeastern Conference Tournament**

M11 -/ Florida L, 60-67 Baton Rouge

**National Invitation Tournament**

M18 -/ at Middle Tenn. St. L, 80-85 Murfreesboro  
*1-Volunteer Classic*

**1988-89** 19-11 / 11-7 (Tie 4th SEC)

**Coach:** Don DeVoe

**Captain:** Game Captains

AP Rank			
UT/Opp	Opponent	Result	Site
N25	-/	Tennessee Tech	W, 118-86 Knoxville
N28	-/	at Ole Miss	W, 84-79 Oxford
D3	20/-	UT-Chattanooga	W, 91-76 Knoxville
D5	20/-	VMI	W, 84-82** Knoxville
D17	16/-	South Carolina	L, 81-83* Knoxville
D20	19/-	1-Ala.-Birmingham	W, 111-99 San Diego
D21	19/-	1-at San Diego St.	W, 77-75 San Diego
D28	19/-	2-Miami (Ohio)	W, 94-83 Knoxville
D29	19/-	2-Memphis State	W, 76-74 Knoxville
J4	17/-	at Auburn	W, 84-73 Auburn
J7	17/-	at Mississippi St.	W, 86-85 Starkville
J11	17/-	LSU	W, 100-96 Knoxville
J15	17/14	at Florida State	L, 90-101 Tallahassee
J18	18/-	Florida	W, 83-76 Knoxville
J21	18/-	Kentucky	L, 65-66 Knoxville
J25	-/	at Alabama	L, 85-87* Tuscaloosa
J28	-/	Georgia	L, 73-74 Knoxville
F1	-/	at Vanderbilt	L, 56-68 Nashville
F4	-/	Auburn	W, 89-72 Knoxville
F8	-/	Mississippi State	W, 81-71 Knoxville
F11	-/	at LSU	L, 106-122 Baton Rouge
F15	-/	Ole Miss	W, 83-71 Knoxville
F18	-/	at Florida	L, 81-99 Gainesville
F22	-/	at Kentucky	L, 71-76 Lexington
F25	-/	Alabama	W, 84-69 Knoxville
M1	-/	at Georgia	W, 75-68 Athens
M4	-/	Vanderbilt	W, 78-61 Knoxville

**Southeastern Conference Tournament**

M10 -/ LSU W, 95-77 Knoxville

M11 -/ Florida L, 91-76 Knoxville

**NCAA Tournament**

M16 -/17 West Virginia L, 68-84 Greensboro

*1-McDonald's Classic*

*2-Volunteer Classic*

**1989-90** 16-14 / 10-8 (4th SEC)

**Coach:** Wade Houston

**Captain:** Game Captains

AP Rank			
UT/Opp	Opponent	Result	Site
N24	-/	1-Austin Peay	W, 71-69 Memphis
N25	-/24	1-at Memphis St.	L, 72-91 Memphis
N28	-/	East Tenn. State	L, 70-83 Knoxville
D5	-/	New Mexico	W, 96-85* Knoxville
D10	-/24	Oregon State	L, 90-96* Knoxville
D16	-/	Ole Miss	W, 71-67 Knoxville
D18	-/	at South Carolina	W, 67-60 Columbia
D20	-/	Western Carolina	W, 92-66 Knoxville
D29	-/	2-Fordham	L, 85-93 Knoxville
D30	-/	2-Washington St.	W, 83-82 Knoxville
J3	-/	Auburn	W, 72-70 Knoxville
J6	-/	Mississippi State	W, 82-77 Knoxville
J8	-/11	at LSU	L, 94-111 Baton Rouge
J17	-/	at Florida	W, 80-75 Gainesville
J20	-/	at Kentucky	L, 83-95 Lexington
J23	-/24	Alabama	W, 78-70 Knoxville
J27	-/	at Georgia	L, 77-85 Athens
J31	-/	Vanderbilt	W, 73-72 Knoxville
F3	-/	at Auburn	L, 83-89 Auburn
F7	-/	at Mississippi St.	W, 84-83* Starkville
F10	-/11	LSU	L, 113-119 Knoxville
F14	-/	at Ole Miss	L, 80-81 Oxford
F17	-/	Florida	W, 75-57 Knoxville
F21	-/	Kentucky	W, 102-100 Knoxville
F24	-/	at Alabama	L, 73-87 Tuscaloosa
F28	-/25	Georgia	W, 93-83 Knoxville
M3	-/	at Vanderbilt	L, 74-98 Nashville

**Southeastern Conference Tournament**

M9 -/ Ole Miss L, 86-87 Orlando

**National Invitation Tournament**

M14 -/ at Memphis State W, 73-71 Memphis

M19 -/ at Vanderbilt L, 85-89 Nashville

*1-Mid-South Classic*

*2-Volunteer Classic*

**1990-91** 12-22 / 3-15 (Tie 8th SEC)

**Coach:** Wade Houston

**Captain:** Game Captains

AP Rank			
UT/Opp	Opponent	Result	Site
N23	-/	Tennessee State	W, 91-75 Knoxville
N27	-/	Memphis State	L, 72-74 Knoxville
N29	-/	Kent State	W, 93-69 Knoxville
D2	-/	UT-Chattanooga	W, 92-69 Knoxville
D15	-/	Austin Peay	W, 91-87 Knoxville
D17	-/	VCU	W, 77-72 Knoxville
D20	-/	at New Mexico	L, 80-83 Albuquerque
D22	-/	at Oregon State	L, 66-82 Corvallis
D27	-/	1-Wichita State	L, 73-77 Honolulu
D29	-/	1-Iona	W, 93-77 Honolulu
D30	-/	1-Alaska-Anchorage	L, 78-86 Honolulu
J2	-/	Mississippi State	L, 65-70 Knoxville
J5	-/	at Georgia	L, 86-107 Athens
J8	-/	at Vanderbilt	L, 68-108 Nashville
J12	-/11	Kentucky	L, 74-78 Knoxville
J16	-/	at Florida	W, 70-67 Gainesville
J19	-/	Auburn	L, 63-67 Knoxville
J22	-/16	LSU	W, 92-89 Knoxville
J26	-/	at Ole Miss	L, 72-75 Oxford
J30	-/	Alabama	L, 74-83 Knoxville
F2	-/	at Mississippi St.	L, 68-95 Starkville
F6	-/	Georgia	L, 78-87 Knoxville
F9	-/	Vanderbilt	W, 85-73 Knoxville
F13	-/16	at Kentucky	L, 74-85 Lexington
F16	-/	Florida	L, 68-73 Knoxville
F19	-/	at Auburn	L, 65-74 Auburn
F23	-/19	at LSU	L, 87-119 Baton Rouge
F25	-/	N.C. State	L, 82-90 Knoxville
F27	-/	Ole Miss	L, 88-93 Knoxville
M2	-/24	at Alabama	L, 88-96 Tuscaloosa

**Southeastern Conference Tournament**

M7 -/ Ole Miss W, 94-85 Nashville

M8 -/18 Mississippi State W, 87-70 Nashville

M9 -/ Georgia W, 85-65 Nashville

M10 -/24 Alabama L, 69-88 Nashville

*1-Rainbow Classic*

**1991-92** 19-15 / 8-8 (3rd SEC East)

**Coach:** Wade Houston

**Captain:** Game Captains

AP Rank			
UT/Opp	Opponent	Result	Site
N25	-/	East Tenn. State	L, 79-87 Knoxville
N29	-/	1-American-PR	W, 105-85 San Juan
N30	-/	1-TCU	L, 59-73 San Juan
D1	-/	1-Miami (Fla.)	L, 60-72 San Juan
D5	-/	Middle Tenn. St.	W, 86-83 Knoxville
D14	-/	at Memphis State	W, 65-64 Memphis
D18	-/	East Carolina	W, 93-58 Knoxville
D21	-/	at VCU	W, 92-78 Richmond
D30	-/	Furman	W, 92-74 Knoxville
J4	-/	Vanderbilt	W, 91-75 Knoxville
J6	-/	Towson State	W, 77-70 Knoxville
J8	-/	Cincinnati	L, 61-62 Knoxville
J11	-/	Georgia	W, 78-76 Knoxville
J15	-/	at South Carolina	L, 59-73 Columbia
J18	-/	at Florida	L, 65-71 Gainesville
J21	-/8	Kentucky	W, 107-85 Knoxville
J25	-/	Auburn	W, 82-74 Knoxville
J27	-/	at N.C. State	W, 92-78 Raleigh
J29	-/	at LSU	L, 82-97 Baton Rouge
F5	-/5	Arkansas	W, 83-81 Knoxville
F8	-/18	at Alabama	L, 68-85 Tuscaloosa
F12	-/	at Mississippi St.	L, 76-94 Starkville
F15	-/	Dayton	W, 68-67 Knoxville
F19	-/	Ole Miss	W, 98-86 Knoxville
F22	-/	at Vanderbilt	L, 84-89 Nashville
F24	-/	at UNC Charlotte	L, 65-72 Charlotte
F26	-/	Florida	L, 68-72 Knoxville
F29	-/	South Carolina	W, 87-64 Knoxville
M4	-/	at Georgia	W, 67-66 Athens
M7	-/10	at Kentucky	L, 88-99 Lexington

**Southeastern Conference Tournament**

M12 -/ South Carolina W, 70-63 Birmingham

M13 -/23 LSU L, 89-99 Birmingham

**National Invitation Tournament**

M18 -/ Ala.-Birmingham W, 71-68 Knoxville

M23 -/ at Virginia L, 52-77 Charlottesville

*1-San Juan Shootout*

**1992-93** 13-17 / 4-12 (6th SEC East)

**Coach:** Wade Houston

**Captain:** Game Captains

AP Rank			
UT/Opp	Opponent	Result	Site
N19	-/	1-at Rutgers	W, 87-79 Piscataway
N21	-/6	1-at Seton Hall	L, 64-72East Rutherford
D3	-/	Tennessee Tech	W, 92-69 Knoxville
D6	-/8	Memphis State	W, 70-59 Knoxville
D9	-/15	Syracuse	L, 81-87 Knoxville
D19	-/	Western Carolina	W, 97-55 Knoxville
D22	-/	at Dayton	W, 77-61 Dayton
D29	-/	Furman	W, 90-77 Knoxville
J4	-/16	at Cincinnati	L, 58-79 Cincinnati
J6	-/	South Carolina	L, 85-95 Knoxville
J9	-/2	at Kentucky	L, 70-84 Lexington
J13	-/	Radford	W, 105-63 Knoxville
J16	-/	Mississippi State	W, 92-75 Knoxville
J18	-/	UNC Charlotte	W, 80-70 Knoxville
J20	-/	at Auburn	L, 75-88 Auburn
J24	-/	Florida	L, 68-80 Knoxville
J27	-/12	Vanderbilt	L, 65-82 Knoxville
J30	-/	at Ole Miss	W, 75-62 Oxford
F3	-/	at Georgia	L, 60-77 Athens
F6	-/	Alabama	L, 107-111** Knoxville
F10	-/	at South Carolina	L, 81-85 Columbia
F13	-/	at N.C. State	L, 72-74 Raleigh
F16	-/13	at Arkansas	W, 101-91 Fayetteville
F20	-/	LSU	L, 74-81 Knoxville
F24	-/2	Kentucky	W, 78-77 Knoxville
F27	-/	at Florida	L, 70-84 Gainesville
M2	-/7	at Vanderbilt	L, 82-90* Nashville
M6	-/	Georgia	L, 83-96 Knoxville

**Southeastern Conference Tournament**

M11 -/ Auburn W, 78-76 Lexington

M12 -/4 Kentucky L, 40-101 Lexington

*1-Preseason National Invitation Tournament*



# YEAR-BY-YEAR RESULTS

## 1993-94 5-22 / 2-14 (6th SEC East)

**Coach:** Wade Houston

**Captain:** Game Captains

AP Rank			
UT/Opp	Opponent	Result	Site
N26	-/	Tennessee-Martin W, 97-80	Knoxville
N28	-/20	at Syracuse L, 65-98	Syracuse
D2	-/	at Memphis State L, 64-83	Memphis
D8	-/	Arkansas-Little Rock L, 59-69	Knoxville
D17	-/	Western Carolina L, 71-78	Knoxville
D21	-/	Michigan State L, 60-69	Knoxville
D28	-/	Mercer W, 67-45	Knoxville
J2	-/	at Virginia Tech L, 63-86	Blacksburg
J5	-/	at Mississippi St. L, 66-80	Starkville
J8	-/	Florida L, 71-86	Knoxville
J12	-/	Georgia L, 63-67	Knoxville
J15	-/8	at Kentucky L, 74-93	Lexington
J19	-/	at South Carolina L, 62-64	Columbia
J22	-/	Auburn W, 92-85	Knoxville
J26	-/	at Vanderbilt L, 73-85	Nashville
J29	-/5	Arkansas L, 64-65	Knoxville
F1	-/	Tennessee Tech W, 97-78	Knoxville
F5	-/	at LSU L, 83-84	Baton Rouge
F7	-/	N.C. State L, 70-72*	Knoxville
F12	-/	at Georgia L, 61-74	Athens
F16	-/	Ole Miss W, 72-69	Knoxville
F19	-/	at Alabama L, 70-84	Tuscaloosa
F23	-/7	Kentucky L, 73-77	Knoxville
F26	-/	at South Carolina L, 64-72	Knoxville
M1	-/	Vanderbilt L, 67-84	Knoxville
M5	-/19	at Florida L, 71-82	Gainesville

J13	-/2	at Kentucky L, 44-61	Lexington
J15	-/	Tennessee Tech W, 65-53	Knoxville
J17	-/	at Alabama L, 53-62	Tuscaloosa
J20	-/22	Georgia W, 67-62	Knoxville
J27	-/	at Mississippi St. L, 59-60	Starkville
J31	-/	Ole Miss W, 67-52	Knoxville
F3	-/	at Georgia L, 49-68	Athens
F7	-/	at Florida L, 51-63	Gainesville
F14	-/	at LSU W, 73-65	Baton Rouge
F17	-/2	Kentucky L, 50-90	Knoxville
F21	-/	Arkansas W, 66-59	Knoxville
F24	-/	Vanderbilt W, 94-79	Knoxville
F28	-/	at South Carolina L, 52-66	Columbia
M2	-/	Florida L, 71-73	Knoxville

Southeastern Conference Tournament			
M7	-/	Alabama W, 77-65	New Orleans
M8	-/	Georgia L, 63-74	New Orleans

National Invitation Tournament			
M13	-/	Coll. of Charleston L, 49-55	Knoxville

## 1996-97 11-16 / 4-12 (6th SEC East)

**Coach:** Kevin O'Neill

**Captain:** Game Captains

AP Rank			
UT/Opp	Opponent	Result	Site
N24	-/	Morehead State W, 85-63	Knoxville
D1	-/	Georgia State W, 70-53	Knoxville
D4	-/	Tennessee Tech L, 62-73	Knoxville
D7	-/	at Penn State L, 41-42*	State College
D15	-/	Memphis W, 57-47	Knoxville
D18	-/	Southern Calif. W, 71-59	Knoxville
D22	-/	Miami (Fla.) W, 78-65	Knoxville
D28	-/	at UNC Charlotte L, 51-72	Charlotte
D31	-/	East Tenn. State W, 54-40	Knoxville
J4	-/3	at Kentucky L, 40-74	Lexington
J8	-/	at South Carolina L, 41-73	Columbia
J11	-/	Vanderbilt W, 75-65	Knoxville
J15	-/	at Auburn L, 35-43	Auburn
J19	-/	LSU W, 66-52	Knoxville
J22	-/	at Ole Miss L, 48-70	Oxford
J25	-/	Florida L, 50-56	Knoxville
J29	-/	Georgia L, 50-63	Knoxville
F1	-/	Wofford W, 60-41	Knoxville
F5	-/	at Arkansas L, 54-77	Fayetteville
F8	-/	Alabama W, 65-61	Knoxville
F12	-/	at Vanderbilt L, 53-66	Nashville
F15	-/	Mississippi State W, 54-53	Knoxville
F19	-/	at Florida L, 54-76	Gainesville
F22	-/9	South Carolina L, 58-69	Knoxville
F25	-/3	Kentucky L, 64-74	Knoxville
M1	-/	at Georgia L, 55-69	Athens

## 1997-98 20-9 / 9-7 (3rd SEC East)

**Coach:** Jerry Green

**Captain:** Game Captains

AP Rank			
UT/Opp	Opponent	Result	Site
N14	-/	Winthrop W, 75-62	Knoxville
N17	-/	Miami (Ohio) W, 75-74	Knoxville
N19	-/	UNC Asheville W, 75-69	Knoxville
N23	-/	Austin Peay W, 74-65	Knoxville
N28	-/	Appalachian State W, 69-46	Knoxville
D2	-/	Tennessee Tech W, 83-69	Knoxville
D9	-/	Wofford W, 92-63	Knoxville
D7	-/	St. Joseph's W, 74-54	Knoxville
D20	-/	at Memphis W, 68-66	Memphis
D30	-/	at Southern Calif. W, 74-70	Los Angeles
J3	-/	at Florida L, 69-83	Gainesville
J7	-/	Auburn L, 69-74	Knoxville
J10	-/	at Vanderbilt L, 79-80	Nashville
J17	-/11	Mississippi W, 77-67	Knoxville
J21	-/14	at South Carolina L, 51-81	Columbia
J24	-/7	Kentucky L, 67-85	Knoxville
J28	-/	at Alabama W, 84-70	Tuscaloosa
J31	-/	at LSU W, 72-65	Baton Rouge
F4	-/	Georgia W, 77-48	Knoxville
F7	-/13	South Carolina W, 70-69	Knoxville
F11	-/7	at Kentucky L, 74-80	Lexington
F14	-/12	Arkansas W, 74-71	Knoxville
F17	-/	at Mississippi St. W, 87-63	Starkville
F21	-/	Vanderbilt W, 90-76	Knoxville
F25	-/	Florida W, 79-75	Knoxville
F28	-/	at Georgia L, 72-77	Athens

Southeastern Conference Tournament			
M5	-/	LSU W, 73-62	Atlanta
M6	-/17	Arkansas L, 96-102	Atlanta

## 1998-99 21-9 / 12-4 (1st SEC East)

**Coach:** Jerry Green

**Captain:** Game Captains

**Preseason Ranking:** 9th Associated Press / 9th ESPN/USA Today

**Final Ranking:** 20th Associated Press

AP Rank			
UT/Opp	Opponent	Result	Site
N13	9/18	1-Arizona L, 72-73	Albuquerque
N15	18/-	Tennessee State W, 91-69	Knoxville
N17	18/-	Cal State Northridge W, 83-64	Knoxville
N19	18/-	at Miami (Ohio) L, 62-68	Oxford
N24	25/-	UT-Chattanooga W, 85-74	Knoxville
N30	-/	Western Carolina W, 84-41	Knoxville
D2	-/	Memphis W, 68-67	Knoxville
D6	-/20	Pittsburgh W, 56-53	Knoxville
D10	21/-	at St. Joseph's L, 53-55	Philadelphia
D19	-/	at South Florida W, 75-68*	Tampa
D22	-/	UNC Greensboro W, 92-60	Knoxville
J2	-/17	at Auburn L, 62-90	Auburn
J6	-/	LSU W, 93-58	Knoxville
J9	-/	South Carolina W, 86-57	Knoxville
J12	-/6	at Kentucky W, 47-46	Lexington
J20	-/	Georgia W, 85-69	Knoxville
J23	-/	at Florida L, 72-93	Gainesville
J27	-/	at Vanderbilt W, 78-67	Nashville
J30	-/	Alabama W, 100-64	Knoxville
F2	-/23	at Arkansas L, 52-69	Fayetteville
F6	-/	Mississippi State L, 82-88	Knoxville
F10	-/23	Florida W, 91-56	Knoxville
F13	-/	Vanderbilt W, 63-62	Knoxville
F17	-/	at Ole Miss W, 69-67	Oxford
F20	-/	at South Carolina W, 65-50	Columbia
F23	-/	at Georgia W, 75-65	Athens
F28	-/13	Kentucky W, 68-61	Knoxville

## Southeastern Conference Tournament

M5	18/-	Mississippi State L, 56-62	Atlanta
----	------	----------------------------	---------

## NCAA Tournament

M12	20/-	Delaware W, 62-52	Charlotte
M14	20/-	SW Missouri State L, 51-81	Charlotte

1-BCA Classic

## 1999-2000 26-7 / 12-4 (1st SEC East)

**Coach:** Jerry Green

**Captain:** Game Captains

**Preseason Ranking:** 19th Associated Press / 16th ESPN/USA Today

**Final Ranking:** 11th Associated Press / 14th ESPN/USA Today

AP Rank			
UT/Opp	Opponent	Result	Site
N22	19/-	Elon W, 95-56	Knoxville
N24	17/-	UNC Asheville W, 79-63	Knoxville
N26	17/-	Long Island W, 86-47	Knoxville
N29	18/-	South Florida W, 102-90	Knoxville
D1	18/-	Miami (Ohio) W, 78-59	Knoxville
D4	18/-	at Pittsburgh W, 76-50	Pittsburgh
D8	16/-	West Virginia W, 94-54	Knoxville
D10	16/-	Middle Tenn. St. W, 78-77	Knoxville
D18	13/-	at Memphis W, 74-69	Memphis
D21	11/-	1-American-PR W, 102-58	Bayamon, P.R.
D22	11/-	1-Southern Illinois W, 87-74	Bayamon, P.R.
D23	11/-	1-Tulsa L, 68-88	Bayamon, P.R.
J2	16/-	Radford W, 72-46	Knoxville
J5	15/-	at South Carolina W, 60-52	Columbia
J8	15/21	at LSU W, 64-59	Baton Rouge
J12	12/-	Vanderbilt L, 73-76	Knoxville
J15	12/-	Ole Miss W, 98-60	Knoxville
J18	16/9	at Florida W, 81-79*	Gainesville
J25	11/7	Auburn W, 105-76	Knoxville
J29	11/-	South Carolina W, 73-66	Knoxville
F1	6/14	at Kentucky L, 68-81	Lexington
F6	6/-	at Mississippi St. W, 88-81	Starkville
F9	8/-	Georgia W, 110-83	Knoxville
F12	8/12	Florida W, 76-73*	Knoxville
F19	5/-	at Vanderbilt L, 72-85	Nashville
F23	7/18	Kentucky W, 74-67	Knoxville
F26	7/-	at Alabama L, 75-80	Tuscaloosa
M1	11/-	Arkansas W, 73-66	Knoxville

## 1994-95 11-16 / 4-12 (6th SEC East)

**Coach:** Kevin O'Neill

**Captain:** Game Captains

AP Rank			
UT/Opp	Opponent	Result	Site
N27	-/	Tennessee Tech W, 74-54	Knoxville
D4	-/	East Tenn. State W, 81-74	Knoxville
D7	-/	Morehead State W, 70-52	Knoxville
D17	-/	Memphis L, 46-50	Knoxville
D20	-/17	at Michigan State L, 68-79	East Lansing
D23	-/	at Houston W, 74-58	Houston
D28	-/	Virginia Tech L, 64-73	Knoxville
D30	-/	Furman W, 68-51	Knoxville
J4	-/	Georgia L, 56-57	Knoxville
J7	-/3	at Arkansas L, 79-97	Fayetteville
J11	-/	South Carolina W, 61-57	Knoxville
J15	-/	at Vanderbilt W, 67-63	Nashville
J18	-/	at Auburn L, 57-61	Auburn
J22	-/24	Florida L, 47-62	Knoxville
J25	-/5	at Kentucky L, 50-69	Lexington
J28	-/	Alabama L, 46-69	Knoxville
J30	-/	at South Florida W, 62-57	Tampa
F4	-/	LSU L, 52-56	Knoxville
F8	-/6	Kentucky L, 48-68	Knoxville
F11	-/	at Georgia L, 48-74	Athens
F15	-/	at Florida L, 48-70	Gainesville
F18	-/23	Mississippi State L, 52-60	Knoxville
F22	-/	at Ole Miss W, 75-61	Oxford
F27	-/	Towson State W, 77-60	Knoxville
M1	-/	Vanderbilt W, 62-58	Knoxville
M4	-/	at South Carolina L, 50-66	Columbia

## Southeastern Conference Tournament

M9	-/20	Alabama L, 43-55	Atlanta
----	------	------------------	---------

## 1995-96 14-15 / 6-10 (Tie 5th SEC East)

**Coach:** Kevin O'Neill

**Captain:** Steve Hamer

AP Rank			
UT/Opp	Opponent	Result	Site
N26	-/	Georgia State W, 74-59	Knoxville
N29	-/	UNC Charlotte L, 76-79	Knoxville
D2	-/	Penn State L, 57-69	Knoxville
D6	-/	Western Carolina W, 63-51	Knoxville
D9	-/	Austin Peay W, 80-70	Knoxville
D16	-/6	at Memphis L, 55-57	Memphis
D19	-/	Houston W, 69-49	Knoxville
D22	-/	South Florida W, 54-43	Knoxville
D27	-/	at Miami (Fla.) W, 56-54	Miami
J3	-/	Auburn W, 66-62	Knoxville
J6	-/	at Vanderbilt L, 55-65	Nashville
J10	-/	South Carolina L, 58-62	Knoxville



M4 11/- at Georgia W, 83-66 Athens  
**Southeastern Conference Tournament**  
 M10 6/- South Carolina L, 68-75 Atlanta

**NCAA Tournament**  
 M17 11/- La-Lafayette W, 63-58 Birmingham  
 M19 11/20 Connecticut W, 65-51 Birmingham  
 M24 11/- North Carolina L, 69-74 Austin  
*1-Puerto Rico Holiday Classic*

**2000-01** 22-11 / 8-8 (4th SEC East)

**Coach:** Jerry Green  
**Captain:** Game Captains  
**Preseason Ranking:** 9th Associated Press / 8th ESPN/  
 USA Today

**AP Rank**

UT/Opp	Opponent	Result	Site
N17	9/- UT-Chattanooga	W, 88-66	Knoxville
N19	9/- East Tenn. State	W, 102-76	Knoxville
N21	9/18 Wisconsin	W, 66-56	Knoxville
N27	7/- Austin Peay	W, 98-65	Knoxville
N30	7/- UNC Asheville	W, 85-59	Knoxville
D2	7/- at West Virginia	W, 79-78	Morgantown
D5	6/- Memphis	W, 86-76	Knoxville
D7	6/- SMU	W, 85-76	Knoxville
D15	4/- vs. Middle Tenn. St.	W, 99-83	Nashville
D19	4/14 1-Virginia	L, 89-107	East Rutherford
D22	4/12 at Syracuse	W, 83-70	Syracuse
D28	6/- 2-Geo. Washington	W, 92-81	Honolulu
D29	6/23 2-Iowa	W, 80-68	Honolulu
D30	6/- 2-at Hawaii	W, 69-58	Honolulu
J6	6/- at Auburn	W, 96-88**	Auburn
J9	4/16 Alabama	W, 86-69	Knoxville
J13	4/4 South Carolina	W, 79-71	Knoxville
J16	4/- at Kentucky	L, 74-84	Lexington
J20	4/- Mississippi State	W, 84-79	Knoxville
J27	6/- at Georgia	L, 75-77**	Athens
J30	8/13 at Florida	L, 67-81	Gainesville
F3	8/- Vanderbilt	W, 72-50	Knoxville
F7	10/- at Arkansas	L, 77-82*	Fayetteville
F10	10/25 at Ole Miss	L, 71-87	Oxford
F14	15/22 Kentucky	L, 95-103	Knoxville
F18	15/11 Florida	L, 82-88	Knoxville
F21	22/- Georgia	L, 76-88	Knoxville
F24	22/- at Vanderbilt	W, 78-70	Nashville
F27	-/- at South Carolina	W, 68-67*	Columbia
M3	-/- LSU	W, 78-71	Knoxville

**Southeastern Conference Tournament**  
 M8 -/- Auburn W, 73-66 Nashville  
 M9 -/14 Ole Miss L, 73-86 Nashville

**NCAA Tournament**  
 M16 -/- Charlotte L, 63-70 Dayton  
*1-Jimmy V Classic  
 2-Rainbow Classic*

**2001-02** 15-16 / 7-9 (4th SEC East)

**Coach:** Buzz Peterson  
**Captain:** Game Captains

**AP Rank**

UT/Opp	Opponent	Result	Site
N16	-/- Tennessee Tech	W, 72-63	Knoxville
N21	-/- 1-Marquette	L, 74-85	Anchorage
N23	-/- 1st Alaska Anchorage	W, 74-54	Anchorage
N24	-/- 1-St. John's	L, 55-69	Anchorage
N29	-/- Appalachian State	W, 97-66	Knoxville
D6	-/- at SMU	W, 79-62	Dallas
D15	-/- at Memphis	L, 69-71	Memphis
D17	-/- Radford	W, 72-66	Knoxville
D20	-/- at Louisville	L, 72-73	Louisville
D22	-/- West Virginia	L, 72-74	Knoxville
D29	-/- at Wisconsin	L, 62-65	Madison
J6	-/- Ole Miss	W, 82-76	Knoxville
J9	-/3 Florida	L, 100-104*	Knoxville
J12	-/- at Georgia	L, 70-73	Athens
J16	-/- at Mississippi St.	L, 91-92*	Starkville
J19	-/8 Syracuse	W, 66-62	Knoxville
J21	-/- Middle Tenn. St.	W, 74-56	Knoxville
J23	-/- South Carolina	L, 60-94	Knoxville
J27	-/- Auburn	W, 82-59	Knoxville
J30	-/- at LSU	W, 61-58	Baton Rouge
F2	-/- at Vanderbilt	W, 67-65	Nashville
F6	-/7 Kentucky	W, 76-74*	Knoxville
F9	-/- at South Carolina	L, 54-72	Columbia
F13	-/- Arkansas	W, 64-53	Knoxville
F16	-/7 at Alabama	L, 82-95	Tuscaloosa
F19	-/12 at Kentucky	L, 61-64	Lexington

F23 -/- Vanderbilt L, 62-67 Knoxville  
 F26 -/8 at Florida L, 62-68 Gainesville  
 M2 -/16 Georgia W, 71-63\* Knoxville

**Southeastern Conference Tournament**  
 M7 -/- Arkansas W, 68-61 Atlanta  
 M8 -/8 Alabama L, 72-91 Atlanta  
*1-Great Alaska Shootout*

**2002-03** 17-12 / 9-7 (4th SEC East)

**Coach:** Buzz Peterson  
**Captains:** Ron Slay, Jon Higgins

**AP Rank**

UT/Opp	Opponent	Result	Site
N22	-/- Gardner-Webb	W, 71-69	Knoxville
N25	-/- VMI	W, 88-56	Knoxville
D4	-/- at Texas A&M	L, 66-83	College Station
D15	-/- 1-Georgia Tech	W, 70-69	Atlanta
D17	-/- Charleston Southern	W, 63-49	Knoxville
D21	-/- at West Virginia	L, 62-65	Morgantown
D23	-/- Western Carolina	W, 79-61	Knoxville
D30	-/- UT Martin	W, 77-50	Knoxville
J4	-/- New Mexico	W, 71-64	Knoxville
J8	-/18 Kentucky	L, 71-74	Knoxville
J11	-/- at Ole Miss	W, 66-64	Oxford
J15	-/6 at Florida	L, 64-77	Gainesville
J18	-/- Vanderbilt	W, 71-66	Knoxville
J22	-/19 at Georgia	L, 76-81*	Athens
J25	-/9 Louisville	L, 69-72	Knoxville
J29	-/- South Carolina	W, 60-56	Knoxville
F1	-/- at Auburn	W, 60-57	Auburn
F5	-/1 Massachusetts	W, 71-45	Knoxville
F8	-/17 Georgia	W, 78-72	Knoxville
F12	-/- at Arkansas	W, 70-62	Fayetteville
F15	-/4 Florida	W, 66-59	Knoxville
F19	-/- at South Carolina	L, 63-77	Columbia
F22	-/- Alabama	L, 71-76	Knoxville
F26	-/2 at Kentucky	L, 68-80	Lexington
M1	-/- LSU	L, 67-88	Knoxville
M5	-/23 Mississippi State	W, 59-49	Knoxville
M8	-/- at Vanderbilt	W, 70-65	Nashville

**Southeastern Conference Tournament**  
 M14 -/- Auburn L, 53-66 New Orleans

**National Invitation Tournament**  
 M18 -/- Georgetown L, 60-70 Knoxville  
*1-Check-til-A Peach Bowl Classic For Kids*

**2003-04** 15-14 / 7-9 (5th SEC East)

**Coach:** Buzz Peterson  
**Captains:** Brandon Crump, C.J. Watson

**AP Rank**

UT/Opp	Opponent	Result	Site
N21	-/- Wofford	W, 81-70	Knoxville
N28	-/- Tennessee State	W, 81-56	Knoxville
D2	-/- Texas A&M	W, 108-84	Knoxville
D13	-/- at Nebraska	L, 62-77	Lincoln
D17	-/- The Citadel	W, 99-49	Knoxville
D20	-/- Georgia State	W, 87-71	Knoxville
D22	-/- Tennessee Tech	W, 79-61	Knoxville
D30	-/- UNC Asheville	W, 80-67	Knoxville
J3	-/- at UMass	W, 74-66	Amherst
J7	-/- Georgia	W, 89-65	Knoxville
J10	-/14 at Florida	L, 57-95	Gainesville
J14	-/23 Vanderbilt	W, 76-66	Knoxville
J17	-/- at South Carolina	L, 64-85	Columbia
J20	-/9 Kentucky	L, 68-69*	Knoxville
J25	-/5 Louisville	L, 62-65	Knoxville
J28	-/11 at Mississippi St.	L, 60-82	Starkville
F31	-/22 Florida	W, 65-63	Knoxville
J4	-/- at LSU	L, 67-84	Baton Rouge
F7	-/15 Georgia Tech	L, 62-77	Knoxville
F11	-/- Arkansas	W, 69-65	Knoxville
F14	-/- at Alabama	L, 70-83	Tuscaloosa
F18	-/- Ole Miss	W, 83-66	Knoxville
F21	-/- at Georgia	L, 60-71	Athens
F25	-/9 at Kentucky	L, 60-92	Lexington
F28	-/- Auburn	W, 75-69	Knoxville
M3	-/- at Vanderbilt	L, 58-61	Nashville
M6	-/- South Carolina	W, 63-56	Knoxville

**Southeastern Conference Tournament**  
 M11 -/- Alabama L, 49-84 Atlanta

**National Invitation Tournament**  
 M17 -/- at George Mason L, 55-58 Fairfax

**2004-05** 14-17 / 6-10 (5th SEC East)

**Coach:** Buzz Peterson  
**Captains:** Brandon Crump, Scooter McFadgon, C.J. Watson

**AP Rank**

UT/Opp	Opponent	Result	Site
N22	-/- 1-Stanford	W, 69-57	Lahaina, Maui
N23	-/11 1-North Carolina	L, 81-94	Lahaina, Maui
N24	-/15 1-Texas	L, 70-95	Lahaina, Maui
N29	-/- Wofford	W, 73-67	Knoxville
D5	-/- UT-Chattanooga	L, 68-69	Knoxville
D11	-/- Xavier	W, 71-69	Knoxville
D14	-/- Alabama State	W, 71-45	Knoxville
D18	-/- at New Mexico	L, 58-77	Albuquerque
D20	-/- Belmont	W, 77-68	Knoxville
D23	-/- Campbell	W, 90-49	Knoxville
D30	-/- Nebraska	L, 61-62	Knoxville
J2	-/- Coastal Carolina	W, 83-51	Knoxville
J5	-/- at Georgia	W, 72-65	Athens
J8	-/- Vanderbilt	L, 63-88	Knoxville
J12	-/11 Mississippi State	W, 64-63	Knoxville
J15	-/- at South Carolina	L, 63-66	Columbia
J19	-/- at Florida	W, 83-76*	Gainesville
J22	-/14 at Louisville	L, 62-85	Louisville
J25	-/7 Kentucky	L, 62-84	Knoxville
J29	-/- at Auburn	W, 59-62	Auburn
F2	-/- at Vanderbilt	L, 62-67	Nashville
F5	-/- LSU	W, 77-55	Knoxville
F9	-/17 Alabama	L, 54-72	Knoxville
F12	-/- Florida	L, 73-84	Knoxville
F19	-/- at Ole Miss	L, 58-60	Oxford
F23	-/- South Carolina	W, 80-72	Knoxville
F26	-/- at Arkansas	L, 68-70	Fayetteville
M2	-/3 at Kentucky	L, 61-73	Lexington
M5	-/- Georgia	W, 78-68	Knoxville

**Southeastern Conference Tournament**  
 M10 -/- Arkansas W, 65-46 Atlanta  
 M11 -/4 Kentucky L, 62-76 Atlanta  
*1-EA SPORTS Maui Invitational*

**2005-06** 22-8 / 12-4 (1st SEC East)

**Coach:** Bruce Pearl  
**Captains:** Stanley Asmunn, C.J. Watson, Major Wingate  
**Final Ranking:** 18th Associated Press / 20th ESPN/  
 USA Today

**AP Rank**

UT/Opp	Opponent	Result	Site
N18	-/- East Tenn. State	W, 106-83	Knoxville
N22	-/- Louisiana-Lafayette	W, 83-76	Knoxville
N25	-/- Eastern Kentucky	W, 92-58	Knoxville
N30	-/- vs. Murray State	W, 64-53	Nashville
D6	-/- Appalachian State	W, 89-81	Knoxville
D17	-/6 at Texas	W, 95-78	Austin
D22	23/- 1-Oklahoma State	L, 73-89	Oklahoma City
D27	-/- Alabama A&M	W, 93-68	Knoxville
D29	-/- Lipscomb	W, 69-58	Knoxville
J4	-/- South Alabama	W, 87-69	Knoxville
J8	-/- at South Carolina	W, 76-69	Columbia
J11	-/- Georgia	W, 89-76	Knoxville
J14	-/- at LSU	L, 74-88	Baton Rouge
J18	-/4 at Memphis	L, 79-88	Memphis
J21	-/2 Florida	W, 80-76	Knoxville
J25	19/- at Mississippi St.	W, 88-65	Starkville
J28	19/- South Carolina	W, 81-65	Knoxville
F1	13/- Vanderbilt	W, 69-62	Knoxville
F4	13/- Ole Miss	W, 86-72	Knoxville
F7	11/- at Kentucky	W, 75-67	Lexington
F11	11/- at Georgia	W, 83-78	Athens
F15	8/- Auburn	W, 105-89	Knoxville
F18	8/- at Alabama	L, 79-92	Tuscaloosa
F22	10/12 at Florida	W, 76-72	Gainesville
F25	10/- Arkansas	L, 69-73	Knoxville
M1	11/- Kentucky	L, 78-80	Knoxville
M4	11/- at Vanderbilt	W, 68-59	Nashville

**Southeastern Conference Tournament**  
 M10 14/- South Carolina L, 71-79 Nashville

**NCAA Tournament**  
 M16 18/- Winthrop W, 63-61 Greensboro  
 M18 18/- Wichita State L, 73-80 Greensboro  
*1-All-College Classic*



# YEAR-BY-YEAR RESULTS

## 2006-07 24-11 / 10-6 (T-2nd SEC East)

**Coach:** Bruce Pearl

**Captains:** Dane Bradshaw, Chris Lofton

**Preseason Ranking:** 25th Associated Press / 24th ESPN/USA Today

**Final Ranking:** 25th Associated Press / 18th ESPN/USA Today

AP Rank	UT/Opp	Opponent	Result	Site
N10	-/-	Middle Tennessee	W, 83-52	Knoxville
N13	24/-	1-Fordham	W, 78-71	Nashville
N14	24/-	1-UNC Wilmington	W, 87-75	Nashville
N19	24/-	Coppin State	W, 99-65	Knoxville
N22	22/-	1-Butler	L, 44-56	New York City
N24	22/2	1-North Carolina	L, 87-101	New York City
N27	-/-	at La.-Lafayette	W, 77-67	Lafayette
D1	-/-	Murray State	W, 89-64	Knoxville
D6	-/16	Memphis	W, 76-58	Knoxville
D16	-/-	Western Kentucky	W, 93-79	Knoxville
D18	-/15	vs. Oklahoma St.	W, 79-77	Nashville
D23	-/-	Texas	W, 111-105*	Knoxville
D28	21/-	Tennessee Tech	W, 101-77	Knoxville
D30	21/-	East Tenn. State	W, 93-88	Knoxville
J7	19/-	Mississippi State	W, 92-84	Knoxville
J10	16/-	at Vanderbilt	L, 81-82	Nashville
J13	16/5	at Ohio State	L, 66-68	Columbus
J17	22/-	at Auburn	L, 80-83	Auburn
J20	22/-	South Carolina	W, 64-61	Knoxville
J24	-/-	at Ole Miss	L, 69-83	Oxford
J28	-/-	at Kentucky	L, 57-76	Lexington
J31	-/-	Georgia	W, 82-71	Knoxville
F3	-/1	at Florida	L, 78-94	Gainesville
F6	-/-	LSU	W, 70-67	Knoxville
F10	-/23	Vanderbilt	W, 84-57	Knoxville
F13	-/20	Kentucky	W, 89-85	Knoxville
F17	-/-	at South Carolina	L, 64-81	Columbia
F21	-/25	Alabama	W, 69-66*	Knoxville
F24	-/-	at Arkansas	W, 83-72	Fayetteville
F27	-/5	Florida	W, 86-76	Knoxville
M3	-/-	at Georgia	W, 71-65	Athens

### Southeastern Conference Tournament

M8 22/- LSU L, 67-76\* Atlanta

### NCAA Tournament

M16 25/- Long Beach State W, 121-86 Columbus  
 M18 25/- Virginia W, 77-74 Columbus  
 M22 25/1 Ohio State L, 84-85 San Antonio  
*1-Dick's Sporting Goods NIT Season Tip-Off*

## 2007-08 31-5 / 14-2 (1st SEC East)

**Coach:** Bruce Pearl

**Captains:** Jordan Howell, Chris Lofton, JaJuan Smith

**Preseason Ranking:** 7th Associated Press / 7th ESPN/USA Today

**Final Ranking:** 5th Associated Press / 7th ESPN/USA Today

AP Rank	UT/Opp	Opponent	Result	Site
N9	7/-	Temple	W, 80-63	Knoxville
N14	7/-	1-Ark.-Monticello	W, 101-44	Knoxville
N16	7/-	1-Prairie View A&M	W, 89-75	Knoxville
N20	7/-	Middle Tenn.	W, 109-40	Knoxville
N23	7/-	1-West Virginia	W, 74-72	Newark, N.J.
N24	7/15	1-Texas	L, 78-97	Newark, N.J.
N27	11/-	North Carolina A&T	W, 93-59	Knoxville
N30	11/-	La.-Lafayette	W, 98-70	Knoxville
D4	10/-	at UT-Chattanooga	W, 76-70	Chattanooga
D15	12/-	2-Western Kentucky	W, 88-82	Nashville
D19	12/-	UNC Asheville	W, 86-73	Knoxville
D22	12/-	at Xavier	W, 82-75	Cincinnati
D29	11/-	3-Gonzaga	W, 82-72	Seattle
J9	8/16	Ole Miss	W, 85-83	Knoxville
J12	8/-	at South Carolina	W, 80-56	Columbia
J17	6/16	Vanderbilt	W, 80-60	Knoxville
J19	6/-	Ohio State	W, 74-69	Knoxville
J22	3/-	at Kentucky	L, 66-72	Lexington
J26	3/-	Georgia	W, 85-69	Knoxville
J29	7/-	at Alabama	W, 93-86	Tuscaloosa
F2	7/-	at Mississippi St.	W, 76-71	Starkville
F5	7/-	Florida	W, 104-82	Knoxville
F9	7/-	at LSU	W, 47-45	Baton Rouge
F13	4/-	Arkansas	W, 93-71	Knoxville
F16	4/-	at Georgia	W, 74-71	Athens
F20	2/-	Auburn	W, 89-70	Knoxville
F23	2/1	at Memphis	W, 66-62	Memphis
F26	1/18	at Vanderbilt	L, 69-72	Nashville

M2	1/-	Kentucky	W, 63-60	Knoxville
M5	4/-	at Florida	W, 89-86	Gainesville
M9	4/-	South Carolina	W, 89-56	Knoxville

**Southeastern Conference Tournament**

M14	4/-	South Carolina	W, 89-87	Atlanta
M15	4/-	Arkansas	L, 91-92	Atlanta

**NCAA Tournament**

M21	5/-	American	W, 72-57	Birmingham
M23	5/11	Butler	W, 76-71*	Birmingham
M27	5/13	Louisville	L, 60-79	Charlotte

*1-Legends Classic*  
*2-Sun Belt Classic*  
*3-C Comcast Battle in Seattle*

## 2008-09 21-13 / 10-6 (T-1st SEC East)

**Coach:** Bruce Pearl

**Captains:** Wayne Chism, Tyler Smith

**Preseason Ranking:** 14th Associated Press / 13th ESPN/USA Today

AP Rank	Date/UT/Opp	Opponent	Result	
N15	14/-	Chattanooga	W, 114-75	Knoxville
N18	14/-	UT Martin	W, 91-64	Knoxville
N21	14/-	at Middle Tenn.	W, 76-66	Murfreesboro
N27	12/-	1-vs. Siena	W, 78-64	Orlando
N28	12/21	1-Georgetown	W, 90-78	Orlando
N30	12/9	1-Gonzaga	L, 74-83	Orlando
D3	10/-	UNC Asheville	W, 87-69	Knoxville
D13	8/-	at Temple	L, 72-88	Philadelphia
D16	16/24	2-vs. Marquette	W, 80-68	Nashville
D20	16/-	Belmont	W, 79-77	Knoxville
D29	14/-	Louisiana	W, 89-62	Knoxville
J3	14/-	at Kansas	L, 85-92	Lawrence
J7	15/-	Gonzaga	L, 79-89*	Knoxville
J10	15/-	at Georgia	W, 86-77	Athens
J13	24/-	Kentucky	L, 72-90	Knoxville
J17	24/-	South Carolina	W, 82-79	Knoxville
J20	-/-	at Vanderbilt	W, 76-63	Nashville
J24	-/22	Memphis	L, 52-54	Knoxville
J28	-/-	LSU	L, 73-79	Knoxville
J31	-/-	Florida	W, 79-63	Knoxville
F4	-/-	at Arkansas	W, 74-72	Fayetteville
F7	-/-	at Auburn	L, 77-78	Auburn
F11	-/-	Georgia	W, 79-48	Knoxville
F14	-/-	Vanderbilt	W, 69-50	Knoxville
F18	-/-	at Ole Miss	L, 65-81	Oxford
F21	-/-	at Kentucky	L, 58-77	Lexington
F25	-/-	Mississippi State	W, 81-76	Knoxville
M1	-/-	at Florida	W, 79-75	Gainesville
M5	-/-	at South Carolina	W, 86-70	Columbia
M8	-/-	Alabama	L, 67-70	Knoxville

### Southeastern Conference Tournament

M13 -/- Alabama W, 86-62 Tampa

M14 -/- Auburn W, 94-85 Tampa

M15 -/- Mississippi State L, 61-64 Tampa

### NCAA Tournament

M20 -/- Oklahoma State L, 75-77 Dayton  
*1-Old Spice Classic*  
*2-SEC/Big East Invitational*

## 2009-10 28-9 / 11-5 (3rd SEC East)

**Coach:** Bruce Pearl

**Captains:** Wayne Chism, J.P. Prince

**Preseason Ranking:** 10th Associated Press / 11th ESPN/USA Today

**Final Ranking:** 15th Associated Press / 9th ESPN/USA Today

AP Rank	UT/Opp	Opponent	Result	Site
M13	10/-	Austin Peay	W, 83-54	Knoxville
N17	10/-	UNC Asheville	W, 124-49	Knoxville
N20	10/-	1-vs. East Carolina	W, 105-66	St. Thomas
N22	10/-	1-vs. DePaul	W, 57-53	St. Thomas
N23	9/6	1-vs. Purdue	L, 72-73	St. Thomas
N27	9/-	Coll. of Charleston	W, 86-69	Knoxville
D2	11/-	ETSU	W, 78-66	Knoxville
D11	9/-	2-at Middle Tenn.	W, 75-54	Nashville
D15	9/-	Wyoming	W, 77-58	Knoxville
D19	9/-	at Southern Calif.	L, 55-77	Los Angeles
D23	16/-	North Carolina A&T	W, 99-78	Knoxville
D31	14/-	at Memphis	W, 66-59	Memphis
J6	16/-	Charlotte	W, 88-71	Knoxville
J10	16/1	Kansas	W, 76-68	Knoxville
J14	9/-	Auburn	W, 81-55	Knoxville

J16	6/21	Ole Miss	W, 71-69*	Knoxville
J19	8/-	at Alabama	W, 63-56	Tuscaloosa
J23	8/-	at Georgia	L, 63-78	Athens
J27	14/21	Vanderbilt	L, 76-85	Knoxville
J31	14/-	Florida	W, 61-60	Knoxville
F4	14/-	at LSU	W, 59-54	Baton Rouge
F6	14/-	South Carolina	W, 79-53	Knoxville
F9	12/22	at Vanderbilt	L, 71-90	Nashville
F13	12/3	at Kentucky	L, 62-73	Lexington
F17	20/-	Georgia	W, 69-60	Knoxville
F20	20/-	at South Carolina	W, 63-55	Columbia
F23	19/-	at Florida	L, 62-75	Gainesville
F27	19/2	Kentucky	W, 74-65	Knoxville
M3	16/-	Arkansas	W, 80-73	Knoxville
M6	16/-	at Mississippi St.	W, 75-59	Starkville

### Southeastern Conference Tournament

M11 15/- LSU W, 59-49 Nashville

M12 15/- Ole Miss W, 76-65 Nashville

M13 15/2 Kentucky L, 45-74 Nashville

### NCAA Tournament

M18 15/- San Diego State W, 62-59 Providence

M20 15/- Ohio W, 83-68 Providence

M26 15/5 Ohio State W, 76-73 St. Louis

M28 15/13 Michigan State L, 69-70 St. Louis

*1-U.S. Virgin Islands Paradise Jam*  
*2-Sun Belt Classic*

## 2010-11 19-15 / 8-8 (5th SEC East)

**Coach:** Bruce Pearl

**Captains:** Game captains

**Preseason Ranking:** 23rd Associated Press / 20th ESPN/USA Today

AP Rank	UT/Opp	Opponent	Result	Site
N12	23/-	Chattanooga	W, 82-62	Knoxville
N16	24/-	1-Belmont	W, 85-76	Knoxville
N17	24/-	1-Missouri State	W, 60-56	Knoxville
N24	24/-	1-vs. VCU	W, 77-72	New York City
N26	24/7	1-vs. Villanova	W, 78-68	New York City
N30	13/-	Middle Tennessee	W, 86-56	Knoxville
D11	11/3	2-vs. Pittsburgh	L, 83-76	Pittsburgh
D14	7/-	Oakland	W, 82-89	Knoxville
D17	7/-	at Charlotte	L, 48-49	Charlotte
D21	19/-	Southern Calif.	L, 64-65	Knoxville
D23	19/-	Belmont	W, 66-65	Knoxville
D29	-/-	UT Martin	W, 68-62	Knoxville
D31	-/-	Coll. of Charleston	L, 78-91	Knoxville
J5	-/21	Memphis	W, 104-84	Knoxville
J8*	-/-	at Arkansas	L, 65-68	Fayetteville
J11*	-/-	Florida	L, 75-81*	Knoxville
J15*	-/-	Vanderbilt	W, 67-64	Knoxville
J18*	-/-	at Georgia	W, 59-57	Athens
J22	-/8	at Connecticut	L, 61-72	Hartford
J26*	-/-	LSU	W, 75-53	Knoxville
J29*	-/-	at Ole Miss	W, 74-57	Oxford
F3*	-/-	at Auburn	W, 69-56	Auburn
F5*	-/-	Alabama	L, 60-65*	Knoxville
F8	-/18	at Kentucky	L, 61-73	Lexington
F12	-/17	at Florida	L, 60-61	Gainesville
F16	-/-	South Carolina	W, 73-67	Knoxville
F19	-/-	Georgia	L, 63-69	Knoxville
F22	-/18	at Vanderbilt	W, 60-51	Nashville
F26	-/-	Mississippi State	L, 69-70	Knoxville
M3	-/-	at South Carolina	W, 73-69	Columbia
M6	-/20	Kentucky	L, 58-64	Knoxville

### Southeastern Conference Tournament

M10 -/- Arkansas W, 74-68 Atlanta

M11 -/12 Florida L, 74-85 Atlanta

### NCAA Tournament

M18 -/- Michigan L, 45-75 Charlotte

*1-NIT Season Tip-Off*

*2-SEC/Big East Invitational*

*\*-SEC Commissioner Mike Slive suspended head coach Bruce Pearl for the first eight SEC games of the 2010-11 season, so associate head coach Tony Jones served as "acting head coach" for those contests. The Vols went 5-3 during that span. However, those wins and losses were officially credited to Pearl's career record in the NCAA, SEC and UT records books (institutional decision made in advance of the affected games).*

# YEAR-BY-YEAR RESULTS / OVERTIME RESULTS

## 2011-12 19-15 / 10-6 (T-2nd SEC)

**Coach:** Cuonzo Martin

**Captains:** Game captains

AP Rank	UT/Opp	Opponent	Result	Site
N11	-/-	UNC Greensboro	W, 92-63	Knoxville
N16	-/-	Louisiana-Monroe	W, 85-62	Knoxville
N21	-/6	1-vs. Duke	L, 67-77	Maui
N22	-/8	1-vs. Memphis	L, 97-99**	Maui
N23	-/-	1-vs. Chaminade	W, 86-60	Maui
N28	-/-	at Oakland	L, 81-89	Oakland
D3	/17	2-Pittsburgh	L, 56-61	Knoxville
D10	-/-	Austin Peay	L, 70-74	Knoxville
D14	-/-	at Coll. of Charleston	L, 65-71	Charleston
D20	-/-	UNC Asheville	W, 72-68	Knoxville
D23	-/-	ETSU	W, 66-63	Knoxville
D29	-/-	The Citadel	W, 86-55	Knoxville
J2	-/-	Chattanooga	W, 76-63	Knoxville
J4	-/-	at Memphis	L, 51-69	Memphis
J7	-/13	Florida	W, 67-56	Knoxville
J12	-/20	at Mississippi St.	L, 58-62	Starkville
J14	-/2	Kentucky	L, 62-65	Knoxville
J18	-/-	at Georgia	L, 53-57*	Athens
J21	-/13	Connecticut	W, 60-57	Knoxville
J24	-/-	at Vanderbilt	L, 47-65	Nashville
J28	-/-	Auburn	W, 64-49	Knoxville
J31	-/1	at Kentucky	L, 44-69	Lexington
F4	-/-	Georgia	W, 73-62	Knoxville
F8	-/-	South Carolina	W, 69-57	Knoxville
F11	-/8	at Florida	W, 75-70	Gainesville
F15	-/-	Arkansas	W, 77-58	Knoxville
F18	-/-	at Alabama	L, 50-62	Tuscaloosa
F22	-/-	Ole Miss	W, 73-60	Knoxville
F25	-/-	at South Carolina	W, 73-64	Columbia
F29	-/-	at LSU	W, 74-69*	Baton Rouge
M3	-/-	Vanderbilt	W, 68-61	Knoxville

### Southeastern Conference Tournament

M9 -/- vs. Ole Miss L, 72-77\* New Orleans

### National Invitation Tournament

M13 -/- Savannah State W, 65-51 Knoxville

M19 -/- Middle Tennessee L, 64-71 Knoxville

1-EA SPORTS Maui Invitational  
2-Big East/SEC Challenge

## 2012-13 20-13 / 11-7 (5th SEC)

**Coach:** Cuonzo Martin

**Captains:** Game captains

AP Rank	UT/Opp	Opponent	Result	Site
N9	-/-	Kennesaw State	W, 76-67	Knoxville
N15	-/-	1-vs. UNC Asheville	W, 75-68	Bayamon, P.R.
N16	-/-	1-vs. Oklahoma State	L, 45-62	Bayamon, P.R.
N18	-/-	1-vs. UMass	W, 83-69	Bayamon, P.R.
N26	-/-	Oakland	W, 77-50	Knoxville
N30	-/20	2-at Georgetown	L, 36-37	Washington, D.C.
D5	-/-	at Virginia	L, 38-46	Charlottesville
D13	-/23	Wichita State	W, 69-60	Knoxville
D18	-/-	Presbyterian	W, 78-62	Knoxville
D21	-/-	Western Carolina	W, 66-52	Knoxville
D29	-/-	Xavier	W, 51-47	Knoxville
J4	-/-	Memphis	L, 80-85	Knoxville
J9	-/-	Ole Miss	L, 74-92	Knoxville
J12	-/-	at Alabama	L, 65-68	Tuscaloosa
J15	-/-	at Kentucky	L, 65-75	Lexington
J19	-/-	Mississippi State	W, 72-57	Knoxville
J24	-/23	at Ole Miss	L, 56-62	Oxford
J26	-/-	Alabama	W, 54-53	Knoxville
J29	-/-	Vanderbilt	W, 58-57	Knoxville
F2	-/-	at Arkansas	L, 60-73	Fayetteville
F6	-/-	Georgia	L, 62-68	Knoxville
F10	-/-	at South Carolina	W, 66-61	Columbia
F13	-/-	at Vanderbilt	W, 58-46	Nashville
F16	-/25	Kentucky	W, 88-58	Knoxville
F19	-/-	LSU	W, 82-72	Knoxville
F23	-/-	at Texas A&M	W, 93-85****	College Station
F26	-/8	Florida	W, 64-58	Knoxville
M2	-/-	at Georgia	L, 68-78	Athens
M6	-/-	at Auburn	W, 82-75	Auburn
M9	-/-	Missouri	W, 64-62	Knoxville

### Southeastern Conference Tournament

M14 -/- vs. Mississippi State W, 69-53 Nashville

M15 -/- vs. Alabama L, 48-58 Nashville

### National Invitation Tournament

M20 -/- Mercer L, 67-75 Knoxville

1-Puerto Rico Tip-Off  
2-SEC/Big East Challenge

## 2013-14 24-13 / 11-7 (4th SEC)

**Coach:** Cuonzo Martin

**Captains:** Game captains

**Final Ranking:** NR AP / 23rd USA Today/Coaches

AP Rank	UT/Opp	Opponent	Result	Site
N12	-/-	at Xavier	L, 63-67	Cincinnati
N16	-/-	1-vs. USC Upstate	W, 74-65	Knoxville
N18	-/-	The Citadel	W, 86-60	Knoxville
N22	-/-	Tennessee State	W, 88-67	Knoxville
N28	-/-	1-vs. UTEP	L, 70-78	Paradise Island
N29	-/-	1-vs. Xavier	W, 64-49	Paradise Island
N30	-/-	1-vs. Wake Forest	W, 82-63	Paradise Island
D7	-/-	Tennessee Tech	W, 84-63	Knoxville
D14	-/12	at Wichita State	L, 61-70	Wichita
D18	-/-	NC State	L, 58-65	Knoxville
D23	-/-	Morehead State	W, 82-67	Knoxville
D30	-/-	Virginia	W, 87-52	Knoxville
J4	-/-	Tusculum College	W, 98-51	Knoxville
J7	-/-	at LSU	W, 68-50	Baton Rouge
J11	-/-	Texas A&M	L, 56-57	Knoxville
J15	-/-	Auburn	W, 78-67	Knoxville
J18	-/13	at Kentucky	L, 66-74	Lexington
J22	-/-	Arkansas	W, 81-74	Knoxville
J25	-/6	at Florida	L, 41-67	Gainesville
J29	-/-	Ole Miss	W, 86-70	Knoxville
F1	-/-	at Alabama	W, 75-59	Tuscaloosa
F5	-/-	at Vanderbilt	L, 60-64	Nashville
F8	-/-	South Carolina	W, 72-53	Knoxville
F11	-/3	Florida	L, 58-67	Knoxville
F15	-/-	at Missouri	L, 70-75	Columbia
F18	-/-	Georgia	W, 67-48	Knoxville
F22	-/-	at Texas A&M	L, 65-68	College Station
F26	-/-	at Mississippi St.	W, 75-68	Starkville
M1	-/-	Vanderbilt	W, 76-38	Knoxville
M5	-/-	at Auburn	W, 82-54	Auburn
M8	-/-	Missouri	W, 72-45	Knoxville

### Southeastern Conference Tournament

M14 -/- vs. South Carolina W, 59-44 Atlanta

M15 -/1 vs. Florida L, 49-56 Atlanta

### NCAA Tournament

M19 -/- vs. Iowa W, 78-65 Dayton

M21 -/- vs. UMass W, 86-67 Raleigh

M23 -/- vs. Mercer W, 83-63 Raleigh

M28 -/8 vs. Michigan L, 71-73 Indianapolis

1-Battle 4 Atlantis

## 2014-15 16-16 / 7-11 (10th SEC)

**Coach:** Donnie Tyndall

**Captains:** Armani Moore, Josh Richardson

**Final Ranking:** NR AP / NR USA Today/Coaches

AP Rank	UT/Opp	Opponent	Result	Site
N14	-/15	1-vs. VCU	L, 69-85	Annapolis
N20	-/-	Texas Southern	W, 70-58	Knoxville
N27	-/-	2-vs. Santa Clara	W, 64-57	Orlando
N28	-/11	2-vs. Kansas	L, 67-82	Orlando
N30	-/-	2-vs. Marquette	L, 59-67	Orlando
D6	-/-	3-Kansas State	W, 65-64	Knoxville
D14	-/15	Butler	W, 67-55	Knoxville
D17	-/-	at NC State	L, 72-83	Raleigh
D19	-/-	Tennessee Tech	W, 61-58	Knoxville
D22	-/-	Mercer	W, 64-54	Knoxville
D27	-/-	Tennessee State	W, 67-46	Knoxville
D31	-/-	ETSU	W, 71-61	Knoxville
J7	-/-	at Mississippi St.	W, 61-47	Starkville
J10	-/-	Alabama	L, 38-56	Knoxville
J13	-/19	Arkansas	W, 74-69	Knoxville
J17	-/-	at Missouri	W, 59-51	Columbia
J20	-/-	at South Carolina	W, 66-62	Columbia
J24	-/-	Texas A&M	L, 61-67	Knoxville
J27	-/-	at Arkansas	L, 64-69	Fayetteville
J31	-/-	Auburn	W, 71-63	Knoxville
F3	-/-	Mississippi State	L, 66-71	Knoxville
F7	-/-	at Georgia	L, 53-56	Athens
F11	-/-	at Vanderbilt	W, 76-73*	Nashville
F14	-/-	LSU	L, 55-73	Knoxville
F17	-/1	Kentucky	L, 48-66	Knoxville
F21	-/-	at Ole Miss	L, 57-59	Oxford
F26	-/-	Vanderbilt	L, 65-73	Knoxville
F28	-/-	at Florida	L, 49-66	Gainesville
3/4	-/-	at LSU	W, 78-63	Baton Rouge
3/7	-/-	South Carolina	L, 49-60	Knoxville

### Southeastern Conference Tournament

3/12 -/- vs. Vanderbilt W, 67-61 Nashville

3/13 -/21 vs. Arkansas L, 72-80 Nashville

1-Veterans Classic  
2-Orlando Classic  
3-SEC/Big 12 Challenge

## 2015-16 15-19 / 6-12 (12th SEC)

**Coach:** Rick Barnes

**Captains:** Armani Moore, Kevin Punter Jr.

**Final Ranking:** NR AP / NR USA Today/Coaches

AP Rank	UT/Opp	Opponent	Result	Site
N13	-/-	UNC Asheville	W, 82-78	Knoxville
N16	-/-	at Georgia Tech	L, 67-69	Atlanta
N19	-/-	Marshall	W, 84-74	Knoxville
N22	-/-	Gardner-Webb	W, 89-64	Knoxville
N24	-/-	Army West Point	W, 95-80	Knoxville
N27	-/-	1-vs. Ge. Washington	L, 70-73	New York City
N28	-/-	1-vs. Nebraska	L, 71-82	New York City
D12	-/18	at Butler	L, 86-94	Indianapolis
D16	-/-	Florida Atlantic	W, 81-62	Knoxville
D19	-/-	2-vs. Gonzaga	L, 79-86	Seattle
D22	-/-	ETSU	W, 76-67	Knoxville
D29	-/-	Tennessee State	W, 74-69	Knoxville
J2	-/-	at Auburn	L, 77-83	Auburn
J6	-/-	Florida	W, 83-69	Knoxville
J9	-/21	Texas A&M	L, 88-92	Knoxville
J13	-/-	at Georgia	L, 72-81	Athens
J16	-/-	at Mississippi St.	W, 80-75	Starkville
J20	-/-	Vanderbilt	L, 74-88	Knoxville
J23	-/23	South Carolina	W, 78-69	Knoxville
J26	-/-	at Alabama	L, 57-63	Tuscaloosa
J30	-/-	3-at TCU	L, 63-75	Fort Worth
F2	-/20	Kentucky	W, 84-77	Knoxville
F6	-/-	at Arkansas	L, 67-85	Fayetteville
F13	-/-	at Missouri	L, 64-75	Columbia
F18	-/14	Kentucky	L, 70-80	Lexington
F20	-/-	LSU	W, 81-65	Knoxville
F24	-/-	at South Carolina	L, 58-84	Columbia
F27	-/-	Arkansas	L, 65-75	Knoxville
3/1	-/-	at Vanderbilt	L, 69-86	Nashville
3/5	-/-	Ole Miss	L, 60-83	Knoxville

### Southeastern Conference Tournament

3/9 -/- vs. Auburn W, 97-59 Nashville

3/10 -/- vs. Vanderbilt W, 67-65 Nashville

3/11 -/- vs. LSU L, 75-84 Nashville

1-Barclays Center Classic

2-Battle in Seattle

3-Big 12/SEC Challenge

\* Overtime

\*\* Double Overtime

\*\*\* Triple Overtime

\*\*\*\* Four Overtimes

OUTLOOK

PLAYERS

STAFF

REVIEW

RESULTS

RECORDS

HONORS

POSTSEASON

VOLTMANAC

MEDIA INFO



# IN THE POLLS

Rankings are listed as in the Associated Press poll at game time.

## TENNESSEE'S RECORD WHEN RANKED...

Rank	Record	Last Game
1	1-1	W, 63-60 vs. Kentucky (3/2/08)
2	3-1	W, 66-62 at Memphis (2/23/08)
3	1-2	W, 85-69 vs. Georgia (1/26/08)
4	13-5	L, 92-91 vs. Arkansas (3/15/08)
5	6-5	L, 79-60 vs. Louisville (3/27/08)
6	19-6	W, 74-69 vs. Ohio State (1/19/08)
7	13-9	L, 49-48 vs. Charlotte (12/17/10)
8	24-15	L, 78-63 at Georgia (1/23/10)
9	21-5	W, 71-69 vs. Ole Miss (1/16/10)
10	14-8	W, 57-53 vs. DePaul (11/22/09)
11	34-6	W, 83-76 vs. Pittsburgh (12/11/10)
12	13-8	L, 73-62 at Kentucky (2/13/10)
13	9-3	W, 86-56 vs. Middle Tennessee (11/30/10)
14	20-6	W, 73-59 vs. South Carolina (2/6/10)
15	12-12	L, 70-69 vs. Michigan State (3/28/10)
16	12-7	W, 75-59 at Mississippi State (3/6/10)
17	15-6	W, 86-47 vs. Long Island (11/26/99)
18	15-10	L, 80-73 vs. Wichita State (3/18/06)
19	12-6	W, 66-65 vs. Belmont (12/23/10)
20	15-9	W, 63-55 at South Carolina (2/20/10)
21	3-2	W, 93-88 vs. ETSU (12/30/06)
22	2-6	L, 76-67 (OT) vs. LSU (3/8/07)
23	1-1	W, 82-62 vs. Chattanooga (11/12/10)
24	8-1	W, 78-68 vs. Villanova (12/26/10)
25	3-1	L, 85-84 vs. Ohio State (3/22/07)

**289-141 (.672)**

## TENNESSEE'S RECORD AGAINST TEAMS RANKED...

Rank	Record	Last Game
1	4-13	L, 48-66 vs. Kentucky (2/17/15)
2	8-18	L, 62-65 vs. Kentucky (1/14/12)
3	3-16	L, 58-67 vs. Florida (2/11/14)
4	5-11	L, 79-88 vs. Memphis (1/18/06)
5	4-14	W, 76-73 vs. Ohio State (3/26/10)
6	4-12	L, 41-67 at Florida (1/25/14)
7	5-17	W, 78-68 vs. Villanova (11/26/10)
8	8-14	L, 71-73 vs. Michigan (3/28/14)
9	5-16	L, 74-83 vs. Gonzaga (11/30/08)
10	4-7	L, 88-99 vs. Kentucky (3/7/92)
11	7-11	L, 67-82 vs. Kansas (11/28/14)
12	5-8	L, 61-70 at Wichita State (12/14/13)
13	7-7	L, 66-74 at Kentucky (1/18/14)
14	1-12	L, 70-80 at Kentucky (2/18/16)
15	2-6	W, 67-55 vs. Butler (12/14/14)
16	7-4	W, 80-60 vs. Vanderbilt (1/17/08)
17	3-11	L, 56-61 vs. Pittsburgh (12/3/11)
18	6-10	L, 86-94 at Butler (12/12/15)
19	2-5	W, 74-69 vs. Arkansas (1/13/15)
20	7-7	W, 84-77 vs. Kentucky (2/2/16)
21	4-3	L, 88-92 vs. Texas A&M (1/9/16)
22	2-3	L, 71-90 vs. Vanderbilt (2/9/10)
23	6-4	L, 56-62 at Ole Miss (1/24/13)
24	3-5	W, 78-69 vs. South Carolina (1/23/16)
25	3-1	W, 88-58 vs. Kentucky (2/16/13)

**115-235 (.329)**

## ASSOCIATED PRESS POLL STREAKS AND NOTES

241	Weeks Ranked In Top 25
85	Weeks Ranked In Top 10
17	Weeks Ranked In Top 5
35	Most Consecutive Weeks Ranked In Top 25
14	Most Consecutive Weeks Ranked In Top 10
113-232	Record vs. Teams Ranked In Top 25
96-217	Record vs. Teams Ranked In Top 20
72-181	Record vs. Teams Ranked In Top 15
50-138	Record vs. Teams Ranked In Top 10
24-72	Record vs. Teams Ranked In Top 5
289-141	Record When Ranked In Top 25
272-130	Record When Ranked In Top 20
203-92	Record When Ranked In Top 15
115-57	Record When Ranked In Top 10
24-14	Record When Ranked In Top 5

## CONSECUTIVE WEEKS RANKED\*

35	From March 1, 1999 - Feb. 19, 2001
32	From March 5, 2007 - Jan. 12, 2009
26	Preseason 2009-10 - Dec. 20, 2010
20	Preseason 1975-76 - Dec. 7, 1976
15	Dec. 8, 1970 - March 16, 1971

## PRESEASON RANKING

1968-69	20th	2000-01	9th
1972-73	14th	2006-07	25th
1975-76	9th	2007-08	7th
1976-77	16th	2008-09	14th
1982-83	13th	2009-10	10th
1998-99	9th	2010-11	23rd
1999-00	19th		

## FINAL RANKINGS

1966-67	8th	1999-00	11th
1970-71	17th	2005-06	18th
1975-76	13th	2006-07	25th
1976-77	15th	2007-08	5th
1980-81	15th	2009-10	15th
1998-99	20th		

## HIGHEST RANKING ACHIEVED

1st	February 25, 2008
-----	-------------------

## RANKED THE ENTIRE SEASON

1975-76, 1999-00, 2007-08, 2009-10
------------------------------------

\*The Associated Press preseason poll is counted here as one week.

# ALL-TIME LISTING IN THE AP POLL

## 1949-50

Jan. 17	17th
---------	------

## 1954-55

Feb. 15	18th
---------	------

## 1956-57

Dec. 26	12th
Jan. 2	12th
Jan. 8	16th

## 1957-58

Jan. 14	13th
Jan. 21	16th
Feb. 11	15th
Feb. 18	20th

## 1958-59

Dec. 9	6th
Dec. 16	5th
Dec. 23	11th
Dec. 30	14th
Jan. 7	17th

## 1964-65

Feb. 16	8th
---------	-----

## 1966-67

Feb. 21	9th
Feb. 28	8th
March 7	8th

## 1967-68

Dec. 19	9th
Dec. 26	4th
Jan. 2	6th
Jan. 9	5th
Jan. 16	4th
Jan. 23	6th
Jan. 30	6th
Feb. 6	5th
Feb. 13	7th

## 1968-69

Preseason	20th
Dec. 3	20th
Dec. 24	20th
Feb. 18	17th
Feb. 25	17th

## 1969-70

Dec. 9	9th
Dec. 16	8th
Dec. 23	6th
Dec. 30	6th
Jan. 12	12th

## 1970-71

Dec. 8	17th
Dec. 15	14th
Dec. 22	12th
Dec. 29	10th
Jan. 5	17th
Jan. 12	18th
Jan. 19	8th
Jan. 26	8th
Feb. 2	11th

Feb. 9	14th
Feb. 16	13th
Feb. 23	17th
March 2	14th
March 9	15th
March 16	17th

## 1971-72

Dec. 28	20th
Jan. 18	19th
Feb. 15	20th

## 1972-73

Preseason	14th
Dec. 5	14th

## 1974-75

Jan. 7	18th
Jan. 14	18th
Jan. 28	18th
Feb. 4	15th

## 1975-76

Preseason	9th
Dec. 2	8th
Dec. 9	7th
Dec. 16	11th
Dec. 23	10th
Dec. 30	12th
Jan. 6	9th
Jan. 13	9th
Jan. 20	10th
Jan. 27	9th



Feb. 3	8th	March 3	10th
Feb. 10	8th	March 10	15th
Feb. 17	9th		
Feb. 24	11th		
March 2	12th	<b>1981-82</b>	
March 9	9th	Jan. 19	20th
March 16	13th	Jan. 26	15th
		Feb. 2	16th
		Feb. 23	19th
<b>1976-77</b>		<b>1982-83</b>	
Preseason	16th	Preseason	13th
Nov. 30	15th	Nov. 30	14th
Dec. 7	15th	Dec. 7	14th
Dec. 21	19th	Dec. 14	11th
Jan. 18	14th	Dec. 21	9th
Jan. 25	7th	Dec. 28	8th
Feb. 1	11th	Jan. 4	12th
Feb. 8	11th	Jan. 11	18th
Feb. 15	14th	Feb. 22	20th
Feb. 22	7th		
March 1	11th		
March 8	7th		
March 15	15th		
<b>1978-79</b>		<b>1988-89</b>	
March 6	20th	Nov. 22	20th
		Dec. 6	16th
		Dec. 13	16th
		Dec. 20	19th
		Dec. 27	19th
<b>1979-80</b>		Jan. 3	17th
Jan. 15	20th	Jan. 10	17th
Jan. 22	19th	Jan. 17	18th
<b>1980-81</b>		<b>1989-99</b>	
Dec. 30	18th	Preseason	9th
Jan. 6	13th	Nov. 15	18th
Jan. 13	11th	Nov. 22	25th
Jan. 20	8th	Dec. 7	21st
Jan. 27	11th	March 1	18th
Feb. 3	10th	March 8	20th
Feb. 10	9th		
Feb. 17	8th	<b>1999-2000</b>	
Feb. 24	10th	Preseason	19th

Nov. 15	19th	Jan. 30	13th
Nov. 22	17th	Feb. 6	11th
Nov. 29	18th	Feb. 13	8th
Dec. 6	16th	Feb. 20	10th
Dec. 13	13th	Feb. 27	11th
Dec. 20	11th	March 6	14th
Dec. 27	16th	March 13	18th
Jan. 3	15th		
Jan. 10	12th	<b>2006-07</b>	
Jan. 17	16th	Preseason	25th
Jan. 24	11th	Nov. 13	25th
Jan. 31	6th	Nov. 20	22nd
Feb. 7	8th	Dec. 25	21st
Feb. 14	5th	Jan. 1	19th
Feb. 21	7th	Jan. 8	16th
Feb. 28	11th	Jan. 15	22nd
March 6	8th	March 5	22nd
March 13	11th	March 12	25th
<b>2000-01</b>		<b>2007-08</b>	
Preseason	9th	Preseason	7th
Nov. 13	9th	Nov. 12	7th
Nov. 20	9th	Nov. 19	7th
Nov. 27	7th	Nov. 26	11th
Dec. 4	6th	Dec. 3	10th
Dec. 11	4th	Dec. 10	12th
Dec. 18	4th	Dec. 17	12th
Dec. 25	6th	Dec. 24	11th
Jan. 1	6th	Dec. 31	8th
Jan. 8	4th	Jan. 7	8th
Jan. 15	4th	Jan. 14	6th
Jan. 22	6th	Jan. 21	3rd
Jan. 29	8th	Jan. 28	7th
Feb. 5	10th	Feb. 4	7th
Feb. 12	15th	Feb. 11	4th
Feb. 19	22nd	Feb. 18	2nd
		Feb. 25	1st
<b>2005-06</b>		March 3	4th
Dec. 19	23rd	March 10	4th
Jan. 23	19th	March 17	5th

<b>2008-09</b>		Dec. 20	19th
Preseason	14th		
Nov. 17	14th		
Nov. 24	12th		
Dec. 1	10th		
Dec. 8	8th		
Dec. 15	16th		
Dec. 22	16th		
Dec. 29	14th		
Jan. 5	15th		
Jan. 12	24th		
<b>2009-10</b>			
Preseason	10th		
Nov. 16	10th		
Nov. 23	9th		
Nov. 30	11th		
Dec. 7	9th		
Dec. 14	9th		
Dec. 21	16th		
Dec. 28	14th		
Jan. 4	16th		
Jan. 11	9th		
Jan. 18	8th		
Jan. 25	14th		
Feb. 1	14th		
Feb. 8	12th		
Feb. 15	20th		
Feb. 22	19th		
March 1	16th		
March 8	15th		
March 15	15th		
<b>2010-11</b>			
Preseason	23rd		
Nov. 15	24th		
Nov. 22	24th		
Nov. 29	13th		
Dec. 6	11th		
Dec. 13	7th		

# VS. RANKED OPPONENTS

Rankings are listed as in the Associated Press poll at game time.

Date	UT/Opp	Opponent	Result
3/5/1949	-/1	Kentucky	L, 44-83
1/14/1950	-/2	Kentucky	W, 66-53
2/11/1950	-/7	at Kentucky	L, 52-79
3/4/1950	-/4	Kentucky	L, 58-95
12/29/1950	-/7	at Villanova	L, 72-91
1/20/1951	-/2	Kentucky	L, 45-70
2/17/1951	-/1	at Kentucky	L, 61-86
1/19/1952	-/3	Kentucky	L, 56-65
2/16/1952	-/1	at Kentucky	L, 40-95
3/1/1952	-/1	Kentucky	L, 66-81
1/31/1953	-/11	at LSU	L, 59-95
1/16/1954	-/16	LSU	L, 62-75
1/23/1954	-/1	Kentucky	L, 71-97
2/18/1954	-/2	at Kentucky	L, 63-90
1/22/1955	-/1	Kentucky	L, 66-84
2/19/1955	18/20	at Vanderbilt	L, 71-76
2/26/1955	-/12	Alabama	L, 81-88
3/5/1955	-/2	at Kentucky	L, 61-104
1/7/1956	-/4	Vanderbilt	L, 57-84
1/21/1956	-/4	Kentucky	L, 68-95
2/18/1956	-/6	at Vanderbilt	L, 68-96
2/27/1956	-/7	at Alabama	L, 81-95
3/3/1956	-/12	at Kentucky	L, 77-101
1/5/1957	12/9	Vanderbilt	L, 68-71
1/19/1957	-/4	Kentucky	L, 72-97
2/16/1957	-/18	at Vanderbilt	L, 62-69
3/2/1957	-/3	at Kentucky	L, 75-93
1/18/1958	13/9	at Kentucky	L, 68-77
2/8/1958	-/17	Mississippi State	W, 104-83
3/1/1958	-/12	Kentucky	L, 66-77
12/29/1958	11/5	West Virginia	L, 72-76
1/17/1959	-/2	at Kentucky	L, 58-79
2/7/1959	-/11	at Mississippi State	L, 45-52
2/23/1959	-/2	Auburn	W, 56-55
2/28/1959	-/1	Kentucky	L, 56-69

Date	UT/Opp	Opponent	Result
1/16/1960	-/17	Kentucky	L, 68-78
1/23/1960	-/6	at Georgia Tech	L, 69-74
2/22/1960	-/17	at Auburn	L, 63-72
1/15/1962	-/3	Kentucky	L, 82-95
1/20/1962	-/9	Mississippi State	L, 67-91
3/10/1962	-/4	at Kentucky	L, 59-90
1/26/1963	-/7	at Georgia Tech	L, 69-73
2/9/1963	-/8	at Mississippi State	L, 59-63
2/25/1963	-/9	Auburn	W, 55-47
1/4/1964	-/6	Vanderbilt	W, 57-55
1/18/1964	-/4	at Kentucky	L, 57-66
1/25/1964	-/8	vs. Duke	L, 65-67**
2/15/1964	-/7	at Vanderbilt	W, 65-62
2/29/1964	-/2	Kentucky	L, 38-42
2/13/1965	-/7	Vanderbilt	W, 79-66
12/7/1965	-/2	at Michigan	L, 63-71
12/7/1965	-/4	Vanderbilt	L, 50-53
1/12/1966	-/3	at Vanderbilt	L, 52-53
2/26/1966	-/1	at Kentucky	L, 64-78
3/5/1966	-/1	Kentucky	W, 69-62
1/16/1967	-/10	at Florida	W, 66-53
1/21/1967	-/8	Florida	W, 56-42
2/18/1967	-/9	Vanderbilt	W, 70-53
1/8/1968	6/4	Vanderbilt	W, 64-62
1/22/1968	4/8	Kentucky	W, 87-59
2/12/1968	5/8	at Kentucky	L, 59-60
2/17/1968	7/9	at Vanderbilt	L, 63-75
1/18/1969	-/5	Kentucky	L, 66-69
3/8/1969	-/7	at Kentucky	L, 69-84
12/26/1969	-/1	at South Carolina	W, 55-54
1/17/1970	-/2	at Kentucky	L, 52-68
2/14/1970	-/20	Georgia	W, 57-55
3/7/1970	-/2	Kentucky	L, 69-86
12/5/1970	-/17	Houston	W, 79-58
1/16/1971	18/10	Kentucky	W, 75-71

Date	UT/Opp	Opponent	Result
3/6/1971	14/8	at Kentucky	L, 78-84
12/4/1971	-/7	at Houston	L, 65-67
12/2/1972	14/16	South Carolina	W, 55-45
12/5/1972	14/5	at Marquette	L, 30-56
12/16/1972	-/12	Missouri	L, 57-67
1/27/1973	-/9	at Alabama	L, 56-72
2/24/1973	-/18	Alabama	W, 72-71
3/8/1973	-/19	at Kentucky	L, 81-86
12/5/1973	-/7	Marquette	L, 65-67
12/28/1973	-/9	vs. Providence	L, 60-64
1/7/1974	-/7	Alabama	L, 73-79
1/21/1974	-/8	Vanderbilt	L, 65-82
2/9/1974	-/8	at Alabama	L, 54-73
2/23/1974	-/5	at Vanderbilt	W, 59-53
3/15/1974	-/10	Indiana	L, 71-73
12/7/1974	-/19	at Michigan	L, 74-78
1/6/1975	18/6	at Alabama	L, 78-82
1/13/1975	18/7	at Kentucky	L, 82-88
2/3/1975	18/14	at Auburn	L, 59-62
2/8/1975	15/7	Alabama	L, 65-71
2/15/1975	-/4	Kentucky	W, 103-98
12/6/1975	8/16	Michigan	W, 82-81
1/31/1976	9/11	Alabama	W, 80-74
2/28/1976	11/7	at Alabama	L, 90-93**
12/10/1976	15/6	vs. San Francisco	L, 77-86
12/18/1976	-/20	St. John's	W, 86-81
1/12/1977	-/2	at Kentucky	W, 71-67
1/22/1977	14/3	Alabama	W, 102-93
1/30/1977	7/8	vs. UCLA	L, 89-103
2/19/1977	14/4	at Alabama	W, 92-89
3/5/1977	11/2	Kentucky	W, 81-79
3/13/1977	7/10	Syracuse	L, 88-93*
12/2/1977	-/5	vs. San Francisco	L, 75-84
2/15/1978	-/3	at Kentucky	L, 77-90
2/25/1978	-/2	Kentucky	L, 57-68

# VS. RANKED OPPONENTS (AP)

Date	UT/Opp	Opponent	Result	Date	UT/Opp	Opponent	Result	Date	UT/Opp	Opponent	Result
12/2/1978	-/5	at Louisville	L, 61-82	2/16/1993	-/13	at Arkansas	W, 101-91	3/11/2005	-/4	vs. Kentucky	L, 62-76
1/8/1979	-/18	Mississippi State	L, 62-72	2/24/1993	-/2	Kentucky	W, 78-77	12/17/2005	-/6	at Texas	W, 95-78
1/24/1979	-/9	at LSU	L, 75-77	3/2/1993	-/7	at Vanderbilt	L, 82-90*	1/18/2006	-/4	at Memphis	L, 79-88
1/29/1979	-/9	LSU	L, 78-84	3/12/1993	-/4	Kentucky	L, 40-101	1/21/2006	-/2	Florida	W, 80-76
2/3/1979	-/13	at Alabama	W, 83-77	11/28/1993	-/20	at Syracuse	L, 65-98	2/22/2006	10/12	at Florida	W, 76-72
2/19/1979	-/19	Vanderbilt	W, 83-78	1/15/1994	-/8	at Kentucky	L, 74-93	11/24/2006	22/2	vs. North Carolina	L, 87-101
3/11/1979	20/5	Notre Dame	L, 67-73	1/29/1994	-/5	Arkansas	L, 64-65	12/6/2006	-/16	Memphis	W, 76-58
12/4/1979	-/9	St. John's	W, 97-80	2/23/1994	-/7	Kentucky	L, 73-77	11/18/2006	-/15	vs. Oklahoma State	W, 79-77
12/8/1979	-/14	Louisville	L, 75-77	3/5/1994	-/19	at Florida	L, 71-82	1/13/2007	16/5	at Ohio State	L, 66-68
12/22/1979	-/2	at Ohio State	L, 65-91	12/20/1994	-/17	at Michigan State	L, 68-79	2/3/2007	-/1	at Florida	L, 78-94
12/28/1979	-/10	vs. Indiana	L, 68-70	1/7/1995	-/3	at Arkansas	L, 79-97	2/10/2007	-/23	Vanderbilt	W, 84-57
1/5/1980	-/2	Kentucky	W, 49-47	1/22/1995	-/24	Florida	L, 47-62	2/13/2007	-/20	Kentucky	W, 89-85
1/19/1980	20/14	LSU	L, 74-75	1/25/1995	-/5	at Kentucky	L, 50-69	2/21/2007	-/25	Alabama	W, 69-66*
2/2/1980	-/3	at Kentucky	L, 75-83	2/8/1995	-/6	Kentucky	L, 48-68	2/27/2007	-/5	Florida	W, 86-76
2/16/1980	-/6	at LSU	L, 66-73	2/18/1995	-/23	Mississippi State	L, 52-60	3/22/2007	25/1	vs. Ohio State	L, 84-85
3/8/1980	-/8	Maryland	L, 75-86	3/9/1995	-/20	Alabama	L, 43-55	11/24/2007	7/15	vs. Texas	L, 78-97
12/20/1980	-/18	Brigham Young	W, 81-65	12/16/1995	-/6	at Memphis	L, 55-57	1/9/2008	8/16	Ole Miss	W, 85-83
12/28/1980	-/11	vs. Arizona State	W, 69-53	1/13/1996	-/2	at Kentucky	L, 44-61	1/17/2008	6/16	Vanderbilt	W, 80-60
1/10/1981	13/4	at Kentucky	L, 47-48	1/20/1996	-/22	Georgia	W, 67-62	2/23/2008	2/1	at Memphis	W, 66-62
1/24/1981	8/5	at LSU	L, 63-80	2/17/1996	-/2	Kentucky	L, 50-90	2/26/2008	1/8	at Vanderbilt	L, 69-72
2/7/1981	10/6	Kentucky	W, 87-71	1/4/1997	-/3	at Kentucky	L, 40-74	3/23/2008	5/11	vs. Butler	W, 76-71*
2/21/1981	8/4	LSU	L, 65-66	2/22/1997	-/9	South Carolina	L, 58-69	3/27/2008	5/13	vs. Louisville	L, 60-79
3/19/1981	15/5	Virginia	L, 48-62	2/25/1997	-/3	Kentucky	L, 64-74	11/28/08	12/21	vs. Georgetown	W, 90-78
1/2/1982	-/12	Alabama	W, 88-67	1/17/1998	-/11	Ole Miss	W, 77-67	11/30/08	12/9	vs. Gonzaga	L, 74-83
1/9/1982	-/3	Kentucky	W, 70-66	1/21/1998	-/14	at South Carolina	L, 51-81	12/16/08	16/24	vs. Marquette	W, 80-68
1/30/1982	15/13	at Alabama	L, 72-77*	2/4/1998	-/7	Kentucky	L, 67-85	1/24/09	-/22	Memphis	L, 52-54
2/6/1982	16/9	at Kentucky	L, 67-77	2/7/1998	-/13	South Carolina	W, 70-69	11/23/09	9/6	vs. Purdue	L, 72-73
3/5/1982	-/18	Alabama	L, 50-56	2/11/1998	-/7	at Kentucky	L, 74-80	1/10/10	16/1	Kansas	W, 76-68
3/14/1982	-/3	Virginia	L, 51-54	2/14/1998	-/12	Arkansas	W, 74-71	1/16/10	9/21	Ole Miss	W, 71-69*
12/29/1982	8/15	at UNLV	L, 54-70	3/6/1998	-/17	vs. Arkansas	L, 96-102	1/27/10	14/21	Vanderbilt	L, 76-85
1/24/1983	-/20	at Auburn	W, 80-77	11/13/1998	9/18	vs. Arizona	L, 72-73	2/10/10	12/22	at Vanderbilt	L, 71-90
1/31/1983	-/10	Kentucky	W, 65-63	12/6/1998	-/20	Pittsburgh	W, 56-53	2/13/10	12/3	at Kentucky	L, 62-63
2/27/1983	20/10	at Kentucky	L, 61-69	2/12/1999	-/17	at Auburn	L, 62-90	2/27/10	19/2	Kentucky	W, 74-65
3/20/1983	-/2	Louisville	L, 57-70	1/12/1999	-/6	at Kentucky	W, 47-46	3/13/10	15/2	vs. Kentucky	L, 45-74
1/3/1984	-/11	at Georgia	L, 57-71	2/2/1999	-/23	at Arkansas	L, 52-69	3/26/10	15/5	vs. Ohio State	W, 76-73
1/10/1984	-/11	LSU	W, 70-69	2/10/1999	-/23	Florida	W, 91-56	3/28/10	15/13	vs. Michigan State	L, 69-70
1/30/1984	-/3	at Kentucky	L, 74-93	2/28/1999	-/13	Kentucky	W, 68-61	11/26/10	24/7	vs. Villanova	W, 78-68
2/6/1984	-/14	at LSU	L, 59-61*	1/18/2000	15/21	at LSU	W, 64-59	12/11/10	11/3	vs. Pittsburgh	W, 83-76
2/27/1984	-/4	Kentucky	W, 63-58	1/18/2000	16/9	at Florida	W, 81-79**	1/5/11	-/21	Memphis	W, 104-84
11/23/1984	-/13	vs. UAB	L, 65-70	1/25/2000	11/7	Auburn	W, 105-76	1/22/11	-/8	at Connecticut	L, 61-72
12/15/1984	-/11	Virginia Tech	W, 86-75	2/1/2000	6/14	at Kentucky	L, 68-81	2/8/11	-/18	at Kentucky	L, 61-73
12/29/1984	-/13	Michigan	W, 81-77	2/12/2000	8/12	Florida	W, 76-73*	2/12/11	-/7	at Florida	L, 60-61
3/2/1985	-/14	Georgia	W, 86-85	2/23/2000	7/18	Kentucky	W, 74-67	2/22/11	-/18	at Vanderbilt	W, 60-51
3/7/1985	-/17	Georgia	L, 61-67	3/19/2000	11/20	Connecticut	W, 65-51	3/6/11	-/20	Kentucky	L, 58-64
12/2/1985	-/3	at Michigan	L, 52-87	11/21/2000	9/18	Wisconsin	W, 66-56	3/11/11	-/12	vs. Florida	L, 74-85
12/10/1985	-/10	Illinois	W, 54-51	12/19/2000	4/14	vs. Virginia	L, 89-107	11/21/11	-/6	vs. Duke	L, 67-77
1/11/1986	-/8	LSU	W, 88-77	12/22/2000	4/12	at Syracuse	W, 83-70	11/22/11	-/8	vs. Memphis	L, 97-99**
1/25/1986	-/11	at Kentucky	L, 57-74	12/29/2000	6/23	vs. Iowa	W, 80-68	12/3/11	-/17	Pittsburgh	L, 56-61
2/27/1986	-/5	Kentucky	L, 60-62	1/9/2001	4/16	Alabama	W, 86-69	1/17/12	-/13	Florida	W, 67-56
1/10/1987	-/9	Kentucky	W, 75-68	1/30/2001	8/13	at Florida	L, 67-81	1/12/12	-/20	at Mississippi State	L, 58-62
1/14/1987	-/10	at Auburn	L, 56-66	2/10/2001	10/25	at Ole Miss	L, 71-87	1/14/12	-/2	Kentucky	L, 62-65
1/24/1987	-/13	Alabama	L, 71-82	2/14/2001	15/22	Kentucky	L, 95-103	1/21/12	-/13	Connecticut	W, 60-57
2/18/1987	-/18	Florida	W, 81-71	2/18/2001	15/11	Florida	L, 82-88	1/31/12	-/1	at Kentucky	L, 44-69
2/25/1987	-/10	at Alabama	L, 71-93	3/9/2001	-/14	Mississippi	L, 73-86	2/11/12	-/8	at Florida	W, 75-70
3/6/1987	-/9	Alabama	L, 60-68	1/9/2002	-/3	Florida	L, 100-104*	11/30/12	-/20	at Georgetown	L, 36-37
1/16/1988	-/5	at Kentucky	L, 65-83	1/19/2002	-/8	Syracuse	W, 66-62	12/13/12	-/23	Wichita State	W, 69-60
1/17/1988	-/20	at Illinois	L, 79-103	2/6/2002	-/7	Kentucky	W, 76-74*	1/24/13	-/23	at Ole Miss	L, 56-62
2/10/1988	-/17	at Vanderbilt	L, 62-90	2/16/2002	-/7	at Alabama	L, 82-95	2/16/13	-/25	Kentucky	W, 88-58
2/17/1988	-/9	Kentucky	W, 72-70	2/19/2002	-/12	at Kentucky	L, 61-64	2/26/13	-/8	Florida	W, 64-58
1/15/1989	17/14	at Florida State	L, 90-101	2/26/2002	-/8	at Florida	L, 62-68	12/14/13	-/12	at Wichita State	L, 61-70
3/16/1989	-/17	West Virginia	L, 68-84	3/2/2002	-/16	Georgia	W, 71-63*	1/18/14	-/13	at Kentucky	L, 66-74
11/25/1989	-/24	at Memphis State	L, 72-91	3/8/2002	-/8	Alabama	L, 72-91	1/25/14	-/6	at Florida	L, 41-67
12/10/1989	-/24	Oregon State	L, 90-96*	1/18/2003	-/18	Kentucky	L, 71-74	2/11/14	-/3	Florida	L, 58-67
1/8/1990	-/11	at LSU	L, 94-111	1/15/2003	-/6	at Florida	L, 64-77	3/15/14	-/1	vs. Florida	L, 49-56
1/23/1990	-/24	Alabama	W, 78-70	1/22/2003	-/19	at Georgia	L, 76-81*	3/28/14	-/8	vs. Michigan	L, 71-73
2/10/1990	-/11	LSU	L, 113-119	1/25/2003	-/9	Louisville	L, 69-72	11/14/14	-/15	vs. VCU	L, 69-85
2/28/1990	-/25	Georgia	W, 93-83	2/28/2003	-/17	Georgia	W, 78-72	11/24/14	-/11	vs. Kansas	L, 67-82
1/12/1991	-/11	Kentucky	L, 74-78	2/15/2003	-/4	Florida	W, 66-59	12/14/14	-/15	Butler	W, 67-55
1/22/1991	-/16	LSU	W, 92-89	2/26/2003	-/2	at Kentucky	L, 68-80	1/13/15	-/19	Arkansas	W, 74-69
2/13/1991	-/16	at Kentucky	L, 74-85	3/5/2003	-/23	Mississippi State	W, 59-49	2/17/15	-/1	Kentucky	L, 48-66
2/23/1991	-/19	at LSU	L, 87-119	1/10/2004	-/14	at Florida	L, 57-95	3/13/15	-/21	vs. Arkansas	L, 72-80
3/2/1991	-/24	at Alabama	L, 88-96	1/14/2004	-/23	Vanderbilt	W, 76-66	12/12/15	-/18	at Butler	L, 86-94
3/8/1991	-/18	Mississippi State	W, 87-70	1/20/2004	-/9	Kentucky	L, 68-69*	1/9/16	-/21	vs. Texas A&M	L, 88-92
3/10/1991	-/24	Alabama	L, 69-88	1/25/2004	-/5	Louisville	L, 62-65	1/23/16	-/24	vs. South Carolina	W, 78-69
1/21/1992	-/8	Kentucky	W, 107-85	1/28/2004	-/11	at Mississippi State	L, 60-82	2/2/16	-/20	vs. Kentucky	W, 84-77
2/5/1992	-/5	Arkansas	W, 83-81	1/31/2004	-/22	Florida	W, 65-63	2/18/16	-/14	at Kentucky	L, 70-80
2/8/1992	-/18	at Alabama	L, 68-85	2/7/2004	-/15	Georgia Tech	L, 62-77				
3/7/1992	-/10	at Kentucky	L, 88-99	2/25/2004	-/9	at Kentucky	L, 60-92				
3/13/1992	-/23	LSU	L, 89-99	11/23/2004	-/11	vs. North Carolina	L, 81-94				
11/21/1992	-/6	at Seton Hall	L, 64-72	11/24/2004	-/15	vs. Texas	L, 70-95				
12/6/1992	-/8	Memphis State	W, 70-59	1/12/2005	-/11	Mississippi State	W, 64-63				
12/9/1992	-/15	Syracuse	L, 81-87	1/22/2005	-/14	Louisville	L, 62-85				
1/4/1993	-/16	at Cincinnati	L, 58-79	1/25/2005	-/7	Kentucky	L, 62-84				
1/9/1993	-/2	at Kentucky	L, 70-84	2/9/2005	-/17	Alabama	L, 54-72				
1/27/1993	-/12	Vanderbilt	L, 65-82	3/2/2005	-/3	at Kentucky	L, 61-73				

\* Overtime

\*\* Double Overtime





TENNESSEE BASKETBALL MEDIA GUIDE

# RECORDS





# TEAM RECORDS: GAME

## ■ POINTS SCORED

- 124 vs. UNC Asheville (11/17/09)
- 121 vs. Long Beach State (3/16/07)
- 121 vs. Mexico (1/24/66)
- 118 vs. Tennessee Tech (11/25/88)
- 117 vs. South Florida (12/10/73)

## ■ POINTS SCORED (HALF)

- 72 (2nd) vs. Florida (1/11/79)
- 66 (1st) vs. UNC Asheville (11/17/09)
- 66 (2nd) vs. Georgia (2/9/00)
- 66 (2nd) vs. Kentucky (1/21/92)
- 64 (2nd) vs. Long Beach State (3/16/07)
- 64 (2nd) vs. Radford (1/13/93)
- 64 (2nd) vs. Mississippi State (2/8/58)
- 64 (1st) at Furman (12/1/56)
- 64 (2nd) at Florida (2/4/56)

## ■ FIELD GOALS

- 54 vs. Mexico (1/24/66)
- 52 vs. South Florida (12/10/73)
- 49 vs. Vermont (12/30/74)
- 47 vs. Ole Miss (1/11/75)
- 46 vs. UNC Asheville (11/17/09)
- 46 vs. Ole Miss (2/21/76)
- 46 at Georgia (2/1/75)

## ■ FIELD GOAL ATTEMPTS

- 112 vs. Mexico (1/24/66)
- 107 vs. South Carolina (12/21/54)
- 100 vs. William & Mary (1/23/56)
- 99 vs. Duke (12/13/52)
- 98 vs. Davidson (12/3/59)

## ■ FIELD GOAL PCT.

- 75.0 (24-32) vs. Ole Miss (1/6/82)
- 69.6 (39-56) vs. Columbia (12/20/74)
- 69.4 (34-49) vs. Vanderbilt (2/24/96)
- 68.9 (31-45) vs. Navy (12/27/83)
- 68.6 (35-51) vs. Alabama (1/2/82)

## ■ 3-POINT FIELD GOALS

- 16 vs. UNC Asheville (11/17/09)
- 16 vs. Middle Tennessee (11/20/07)
- 16 vs. Texas (11/24/07)
- 16 vs. Ohio State (3/22/07)
- 16 vs. Auburn (2/15/06)

## ■ 3-POINT FIELD GOAL ATTEMPTS

- 50 vs. North Carolina A&T (11/27/07)
- 39 vs. Chattanooga (1/2/2012)
- 37 vs. UT-Chattanooga (12/4/07)
- 37 vs. LSU (2/10/90)
- 36 vs. Alabama (2/21/07)

## ■ 3-POINT PCT. (MIN. 7 ATT.)

- 85.7 (6-7) vs. Georgia (3/9/91)
- 70.0 (7-10) vs. Xavier (12/11/04)
- 70.0 (7-10) vs. LSU (1/19/97)
- 70.0 (7-10) at Ole Miss (1/22/97)
- 70.0 (7-10) vs. Kent State (11/29/90)

## ■ 3-POINT PCT. (MIN. 12 ATT.)

- 66.7 (12-18) at South Carolina (1/8/06)
- 66.7 (10-15) vs. LSU (2/19/13)
- 66.7 (8-12) vs. Alabama (3/7/96)
- 64.3 (9-14) vs. NC State (1/27/92)
- 63.6 (14-22) vs. Campbell (12/23/04)
- 63.2 (12-19) vs. Georgia (1/7/04)

## ■ FREE THROWS

- 48 vs. Kentucky (1/21/92)
- 45 vs. George Washington (12/28/00)
- 42 vs. Louisville (3/29/85)
- 38 vs. Ole Miss (1/19/13)
- 37 vs. Ohio (3/17/69)
- 37 vs. Florida (2/4/57)

## ■ FREE THROW ATTEMPTS

- 60 vs. George Washington (12/28/00)
- 59 vs. Kentucky (1/21/92)
- 53 vs. Kentucky (3/3/56)
- 52 vs. Georgia (12/1/55)
- 51 vs. Louisville (3/29/85)

## ■ FREE THROW PCT. (MIN. 10 ATT.)

- 100.0 (15-15) vs. Ole Miss (2/4/67)
- 100.0 (14-14) vs. Florida (2/18/87)
- 100.0 (11-11) at South Carolina (2/20/99)
- 100.0 (10-10) vs. Alabama (1/31/81)
- 100.0 (10-10) at Georgia (2/11/95)

## ■ FREE THROW PCT. (MIN. 20 ATT.)

- 95.8 (23-24) vs. LSU (1/6/99)
  - 95.8 (23-24) vs. Minnesota (12/17/79)
  - 95.7 (22-23) at Mississippi State (1/6/73)
  - 95.7 (22-23) vs. Mississippi State (2/6/71)
  - 93.8 (30-32) vs. South Carolina (1/23/16)
- \* made first 23 attempts

## ■ REBOUNDS

- 84 vs. Mexico (1/24/66)
- 77 vs. Davidson (12/3/59)
- 76 at Ole Miss (2/8/65)
- 75 vs. Sewanee (1/20/58)
- 73 vs. LSU (1/31/66)
- 73 vs. Sewanee (12/15/56)

## ■ ASSISTS

- 34 vs. UNC Asheville (11/17/09)
- 32 vs. UT-Chattanooga (11/15/08)
- 31 vs. Tennessee Tech (11/25/88)
- 30 vs. Tusculum College (1/4/14)
- 30 vs. Middle Tennessee (11/20/07)

## ■ BLOCKED SHOTS

- 15 vs. Pittsburgh (12/6/98)
- 14 vs. Virginia (12/19/00)
- 13 vs. UT-Chattanooga (11/24/98)
- 12 vs. Southern Illinois (12/22/99)
- 11 vs. Morehead State (12/23/13)
- 11 at Georgia (3/4/00)
- 11 at Pittsburgh (12/4/99)
- 11 vs. Elon (11/22/99)
- 11 vs. Memphis (1/4/13)

## ■ STEALS

- 22 vs. American-Puerto Rico (12/21/99)
- 21 vs. North Carolina A&T (12/23/09)
- 20 vs. Western Carolina (11/30/98)
- 19 vs. Prairie View A&M (11/16/07)
- 19 vs. St. Francis (12/17/82)

## ■ PERSONAL FOULS

- 38 vs. South Carolina (12/17/59)
- 35 vs. Kentucky (2/2/80)
- 35 at Wofford (2/7/53)
- 34 vs. VCU (11/14/14)
- 34 at Villanova (12/29/50)

## ■ FEWEST POINTS (SINCE 1944-45)

- 11 (11-6) vs. Temple (12/15/73)
- 23 (23-14) at Alabama (1/11/45)
- 24 (24-35) vs. Alabama (3/1/46)
- 27 (27-48) vs. Oregon State (12/30/64)
- 30 (30-56) at Marquette (12/5/72)

## ■ FEWEST POINTS

(SHOT CLOCK ERA-1985-86 - PRESENT)

- 35 (35-43) at Auburn (1/15/97)
- 36 (36-37) at Georgetown (11/30/12)
- 38 (38-56) vs. Alabama (1/10/15)
- 38 (38-46) at Virginia (12/5/12)
- 40 (40-74) at Kentucky (1/4/97)
- 40 (40-101) vs. Kentucky (3/12/93)

## ■ FEWEST FIELD GOALS

- 3 vs. Temple (12/15/73)
- 12 at Marquette (12/5/72)
- 13 vs. Butler (11/22/06)
- 13 vs. Kentucky (2/25/97)
- 13 at Kentucky (2/16/52)

## ■ FEWEST FIELD GOAL ATTEMPTS

- 10 vs. Temple (12/15/73)
- 25 vs. Auburn (2/25/63)
- 29 at Marquette (12/5/72)
- 31 vs. East Tennessee State (12/9/63)
- 32 vs. Ole Miss (1/6/82)

## ■ FEWEST FREE THROWS MADE

- 1 vs. Ole Miss (2/5/86)
- 1 vs. Alabama (1/26/80)
- 1 vs. St. John's (12/27/72)
- 2 vs. Xavier (12/16/78)
- 2 vs. Mississippi State (2/12/83)
- 2 at Charlotte (12/17/2010)
- 2 vs. Arkansas (3/10/2011)

## ■ FEWEST

### FREE THROWS ATTEMPTED

- 1 vs. Ole Miss (2/5/86)
- 2 vs. Alabama (1/26/80)
- 2 vs. St. John's (12/27/72)
- 4 at Kentucky (3/2/05)
- 4 at Auburn (1/8/86)
- 4 vs. American (12/18/81)
- 4 at Ole Miss (1/12/74)
- 4 at Ole Miss (1/8/73)
- 4 at Georgia (2/10/68)

## ■ FEWEST REBOUNDS

- 10 vs. Vanderbilt (2/13/82)
- 10 vs. Mississippi State (2/17/82)
- 13 at Florida (2/11/81)
- 13 vs. Temple (12/15/73)
- 15 vs. Michigan (12/29/84)

## ■ FEWEST PERSONAL FOULS

- 6 vs. Vanderbilt (2/17/41)
- 6 vs. Auburn (2/23/57)
- 7 vs. Temple (12/15/73)
- 7 vs. Stanford (12/22/56)
- 8, six times (last vs. Auburn, 2/14/87)



■ TURNOVERS FORCED

- 40 vs. American-Puerto Rico (12/21/99)
- 35 vs. East Carolina (11/20/09)
- 34 vs. North Carolina A&T (12/23/09)  
34 at Chattanooga (12/4/07)
- 32 vs. UNC Wilmington (11/14/06)

■ MARGIN OF VICTORY

- +79 (121-42) vs. Mexico (1/24/66)
- +75 (124-49) vs. UNC Asheville (11/17/09)
- +69 (109-40) vs. Middle Tenn. (11/20/07)
- +64 (83-19) vs. Carson-Newman (12/12/13)
- +61 (80-19) vs. Johnson Bible (1/23/15)
- +57 (101-44) vs. Ark.-Monticello (11/14/07)
- +57 (95-38) vs. David Lipscomb (12/1/54)
- +53 (92-39) vs. Sewanee (1/20/58)
- +50 (99-49) vs. The Citadel (12/17/03)
- +50 (60-10) vs. TSD (1/4/10)

■ MARGIN OF DEFEAT

- 61 (40-101) at Kentucky (3/12/93)
- 55 (40-95) at Kentucky (2/16/52)
- 54 (8-62) at Central Univ. (2/18/10)
- 54 (22-76) at Washington & Lee (2/17/11)
- 49 (14-63) at Auburn (1/20/28)

■ MARGIN OF SEC VICTORY\*

- +47 (102-55) vs. Ole Miss (1/8/66)
- +46 (96-50) at Ole Miss (2/8/65)
- +43 (116-73) vs. Florida (1/11/79)
- +42 (88-46) vs. Ole Miss (2/3/68)
- +38 (97-59) vs. Auburn (3/9/16)
- +38 (76-38) vs. Vanderbilt (3/1/14)
- +38 (98-60) vs. Ole Miss (1/15/00)
- +38 (92-54) vs. Ole Miss (2/10/64)

\* regular season or SEC Tournament

■ MARGIN OF SEC DEFEAT\*

- 61 (40-101) at Kentucky (3/12/93)
- 55 (40-95) at Kentucky (2/16/52)
- 49 (14-63) at Auburn (1/20/28)
- 43 (61-104) at Kentucky (3/5/55)
- 40 (50-90) vs. Kentucky (2/17/96)

\* regular season or SEC Tournament

■ MARGIN OF ROAD VICTORY\*

- +49 (89-40) at Sewanee (12/7/57)
- +46 (96-50) at Ole Miss (2/8/65)
- +40 (54-14) at Georgetown (Ky.) (2/4/20)
- +47 (98-61) at Lincoln Memorial (12/7/50)
- +36 (105-69) at Georgia (2/1/75)

\* true road games only

TEAM RECORDS: SEASON

■ GAMES

- |    |            |         |
|----|------------|---------|
| 1. | 37 (23-14) | 2013-14 |
|    | 37 (28-9)  | 2009-10 |
|    | 37 (22-15) | 1984-85 |
| 3. | 36 (31-5)  | 2007-08 |
| 4. | 35 (24-11) | 2006-07 |
|    | 35 (21-14) | 1983-84 |

■ WINS

- |    |            |         |
|----|------------|---------|
| 1. | 31 (31-5)  | 2007-08 |
| 2. | 28 (28-9)  | 2009-10 |
| 3. | 26 (26-7)  | 1999-00 |
| 4. | 24 (24-13) | 2013-14 |
|    | 24 (24-11) | 2006-07 |

■ LOSSES

- |    |            |         |
|----|------------|---------|
| 1. | 22 (5-22)  | 1993-94 |
|    | 22 (12-22) | 1990-91 |
| 3. | 19 (4-19)  | 1961-62 |
| 4. | 17 (13-17) | 1992-93 |
|    | 17 (14-17) | 2004-05 |

■ SEC WINS

- |    |           |         |
|----|-----------|---------|
| 1. | 16 (16-2) | 1976-77 |
| 2. | 15 (15-3) | 1966-67 |
| 3. | 14 (14-2) | 2007-08 |
|    | 14 (14-4) | 1975-76 |
|    | 14 (14-4) | 1971-72 |

■ SEC LOSSES

- |    |           |         |
|----|-----------|---------|
| 1. | 15 (3-15) | 1990-91 |
| 2. | 14 (2-14) | 1993-94 |
| 3. | 13 (5-13) | 1985-86 |

■ POINTS

- |    |               |         |
|----|---------------|---------|
| 1. | 2946 (36 gms) | 2007-08 |
| 2. | 2831 (35 gms) | 2006-07 |
| 3. | 2759 (37 gms) | 1984-85 |
| 4. | 2720 (37 gms) | 2009-10 |
| 5. | 2688 (34 gms) | 1990-91 |

■ POINTS PER GAME

- |    |                    |         |
|----|--------------------|---------|
| 1. | 86.6 (2251/26 gms) | 1974-75 |
| 2. | 85.7 (2399/28 gms) | 1976-77 |
| 3. | 84.0 (2520/30 gms) | 1988-89 |
| 4. | 82.1 (2216/27 gms) | 1975-76 |
| 5. | 81.9 (2457/30 gms) | 1989-90 |

■ FEWEST

- |    |               |         |
|----|---------------|---------|
| 1. | 1391 (25 gms) | 1964-65 |
| 2. | 1399 (24 gms) | 1963-64 |
| 3. | 1447 (22 gms) | 1958-59 |
| 4. | 1499 (26 gms) | 1965-66 |
| 5. | 1511 (28 gms) | 1966-67 |

■ FEWEST POINTS ALLOWED PER GAME

- |    |                    |         |
|----|--------------------|---------|
| 1. | 54.0 (1511/28 gms) | 1966-67 |
| 2. | 55.6 (1391/25 gms) | 1964-65 |
| 3. | 57.2 (1663/27 gms) | 1996-97 |
| 4. | 57.6 (1499/26 gms) | 1965-66 |
| 5. | 58.3 (1399/24 gms) | 1963-64 |

■ FIELD GOALS MADE

- |    |                  |         |
|----|------------------|---------|
| 1. | 1056 (1056-2064) | 1984-85 |
| 2. | 1053 (1053-2002) | 1978-79 |
| 3. | 1035 (1035-2258) | 2007-08 |
| 4. | 991 (991-2174)   | 2009-10 |
| 5. | 984 (984-1839)   | 1976-77 |

■ FIELD GOAL ATTEMPTS

- |    |                  |         |
|----|------------------|---------|
| 1. | 2258 (1035-2258) | 2007-08 |
| 2. | 2189 (981-2189)  | 2006-07 |
| 3. | 2174 (991-2174)  | 2009-10 |
| 4. | 2116 (890-2116)  | 2015-16 |
| 5. | 2105 (957-2105)  | 2008-09 |

■ FIELD GOAL PCT.

- |    |                  |         |
|----|------------------|---------|
| 1. | .542 (792-1462)  | 1981-82 |
| 2. | .535 (984-1839)  | 1976-77 |
| 3. | .528 (927-1756)  | 1974-75 |
| 4. | .521 (1053-2022) | 1978-79 |
| 5. | .518 (823-1590)  | 1980-81 |

■ FEWEST FGs ALLOWED

- |    |                |         |
|----|----------------|---------|
| 1. | 531 (531-1341) | 1958-59 |
| 2. | 532 (532-1399) | 1963-64 |
| 3. | 548 (548-1456) | 1959-60 |
| 4. | 557 (557-1790) | 1996-97 |
| 5. | 569 (569-1381) | 1966-67 |

■ FG PCT. DEFENSE

- |    |                 |         |
|----|-----------------|---------|
| 1. | .320 (561-1753) | 1952-53 |
| 2. | .354 (649-1832) | 1953-54 |
| 3. | .364 (579-1590) | 1954-55 |
| 4. | .365 (588-1609) | 1957-58 |
| 5. | .373 (499-1335) | 1964-65 |

■ 3-POINT FGs MADE

- |    |               |         |
|----|---------------|---------|
| 1. | 327 (327-896) | 2006-07 |
| 2. | 312 (312-875) | 2007-08 |
| 3. | 266 (266-736) | 1990-00 |
| 4. | 264 (264-683) | 2005-06 |
| 5. | 257 (257-697) | 2000-01 |

■ 3-POINT FG ATTEMPTS

- |    |               |         |
|----|---------------|---------|
| 1. | 896 (327-896) | 2006-07 |
| 2. | 875 (312-875) | 2007-08 |
| 3. | 767 (251-767) | 2015-16 |
| 4. | 736 (266-736) | 1999-00 |
| 5. | 728 (229-728) | 2008-09 |

■ 3-POINT FG PCT.

- |    |                 |         |
|----|-----------------|---------|
| 1. | .3912 (196-501) | 1989-90 |
| 2. | .3905 (198-507) | 1992-93 |
| 3. | .389 (75-193)   | 1986-87 |
| 4. | .387 (264-683)  | 2005-06 |
| 5. | .385 (171-444)  | 1995-96 |

■ FREE THROWS MADE

- |    |               |         |
|----|---------------|---------|
| 1. | 647 (647-851) | 1984-85 |
| 2. | 613 (613-852) | 2013-14 |
| 3. | 593 (593-872) | 2000-01 |
| 4. | 564 (564-856) | 2007-08 |
| 5. | 547 (547-763) | 1990-91 |

■ FREE THROW ATTEMPTS

- |    |               |         |
|----|---------------|---------|
| 1. | 872 (593-872) | 2000-01 |
| 2. | 856 (564-856) | 2007-08 |
| 3. | 852 (613-852) | 2013-14 |
| 4. | 851 (647-851) | 1984-85 |
| 5. | 830 (542-830) | 2006-07 |

■ FREE THROW PCT.

- |    |                |         |
|----|----------------|---------|
| 1. | .792 (538-679) | 1970-71 |
| 2. | .760 (647-851) | 1984-85 |
| 3. | .758 (450-594) | 1986-87 |
|    | .758 (450-594) | 1971-72 |
| 5. | .756 (424-561) | 1980-81 |

■ REBOUNDS

- |    |               |         |
|----|---------------|---------|
| 1. | 1424 (37 gms) | 2013-14 |
| 2. | 1358 (36 gms) | 2007-08 |
| 3. | 1353 (37 gms) | 2009-10 |
| 4. | 1316 (34 gms) | 2008-09 |
| 5. | 1314 (33 gms) | 1999-00 |

■ REBOUNDS PER GAME

- |    |                    |         |
|----|--------------------|---------|
| 1. | 51.1 (1176/23 gms) | 1957-58 |
| 2. | 49.9 (1149/23 gms) | 1959-60 |
| 3. | 48.9 (1076/22 gms) | 1958-59 |
| 4. | 48.6 (1072/22 gms) | 1956-57 |
| 5. | 48.3 (1207/25 gms) | 1964-65 |

■ REBOUND MARGIN

- |    |       |         |
|----|-------|---------|
| 1. | +16.7 | 1964-65 |
| 2. | +13.4 | 1957-58 |
| 3. | +12.1 | 1965-66 |
| 4. | +9.5  | 1958-59 |
| 5. | +8.5  | 2013-14 |

■ ASSISTS

- |    |              |         |
|----|--------------|---------|
| 1. | 637 (36 gms) | 2007-08 |
| 2. | 554 (34 gms) | 2008-09 |
| 3. | 546 (35 gms) | 2006-07 |
| 4. | 530 (37 gms) | 2009-10 |
| 5. | 528 (33 gms) | 2000-01 |

■ TURNOVERS

- |    |              |         |
|----|--------------|---------|
| 1. | 615 (34 gms) | 1990-91 |
| 2. | 545 (33 gms) | 1978-79 |
| 3. | 528 (33 gms) | 2000-01 |
| 4. | 520 (33 gms) | 1999-00 |
| 5. | 507 (27 gms) | 1996-97 |

■ BLOCKED SHOTS

- |    |              |         |
|----|--------------|---------|
| 1. | 193 (33 gms) | 1999-00 |
| 2. | 191 (33 gms) | 2000-01 |
| 3. | 190 (30 gms) | 1998-99 |
| 4. | 174 (30 gms) | 1997-98 |
| 5. | 156 (34 gms) | 2015-16 |

■ STEALS

- |    |              |         |
|----|--------------|---------|
| 1. | 336 (35 gms) | 2006-07 |
| 2. | 334 (36 gms) | 2007-08 |
| 3. | 301 (30 gms) | 2005-06 |
| 4. | 292 (30 gms) | 1988-89 |
| 5. | 290 (37 gms) | 2009-10 |
|    | 290 (33 gms) | 1999-00 |

■ PERSONAL FOULS

- |    |              |         |
|----|--------------|---------|
| 1. | 749 (36 gms) | 2007-08 |
| 2. | 733 (37 gms) | 2009-10 |
| 3. | 720 (34 gms) | 1991-92 |
|    | 720 (33 gms) | 1978-79 |
| 5. | 704 (35 gms) | 2006-07 |

## SCORING

## POINTS SCORED

## ■ GAME

1. 51 Tony White vs. Auburn (2/14/1987)
2. 50 Ron Widby vs. LSU (3/4/1967)
3. 49 Tony White at Florida State (12/30/1986)
4. 47 Carl Widseth at Auburn (2/25/1956)
5. 43 Allan Houston vs. LSU (2/10/1990)
- 43 Ernie Grunfeld at Kentucky (1/10/1976)
- 43 Bernard King vs. Florida (1/17/1976)
- 43 Reggie Johnson vs. Florida (2/6/1980)
9. 42 Bernard King at Georgia (2/1/1975)
- 42 Bernard King vs. UW-Milwaukee (11/30/1974)
11. 41 Bernard King at Georgia (2/26/1977)
- 41 Lum Reeder vs. Maryland (1/17/1914)
13. 40 Bernard King vs. Vermont (12/30/1974)
- 40 Dyron Nix vs. Tenn. Tech (11/25/1988)
15. 39 Bernard King vs. Army (12/19/1975)
- 39 Dale Ellis vs. Oklahoma City (12/22/1982)
- 39 Tony White vs. Southern Cal (12/27/1986)
18. 38 Ron Slay vs. New Mexico (1/4/2003)
- 38 Dyron Nix vs. Alabama (3/2/1988)
- 38 Dale Ellis at Alabama (1/30/1982)
21. 37 Allan Houston at Oregon St. (12/22/1990)
- 37 Allan Houston at Ole Miss (2/14/1990)
- 37 Ernie Grunfeld vs. South Florida (11/23/1976)
- 37 Ernie Grunfeld vs. Georgia (3/6/1976)
- 37 Bernard King vs. Tulane (12/29/1975)
- 37 Bernard King vs. Alabama (1/31/1976)
- 37 Bernard King at Ole Miss (2/10/1975)
- 37 Ernie Grunfeld vs. Miss. State (2/24/1975)
29. 36 Kevin Punter Jr. vs. South Carolina (1/23/16)
- 36 Allan Houston vs. Georgia (3/6/1993)
- 36 Allan Houston vs. Kentucky (1/21/1992)
- 36 Allan Houston vs. Wichita State (12/27/1990)
- 36 Reggie Johnson vs. Georgia (2/10/1979)
- 36 Bernard King vs. Kentucky (3/5/1977)
- 36 Ernie Grunfeld vs. Pennsylvania (12/28/1975)
- 36 Ernie Grunfeld vs. Tulane (12/29/1975)
- 36 Ernie Grunfeld vs. VMI (3/13/1976)
- 36 Ernie Grunfeld vs. Ole Miss (1/11/1974)
- 36 Mike Edwards vs. UC-Irvine (12/1/1971)
40. 35 Jordan McRae at Georgia (3/2/2013)
- 35 Chris Lofton vs. Texas (12/23/2006)
- 35 Tony White vs. Ole Miss (1/31/1987)
- 35 Dale Ellis vs. Auburn (2/22/1983)
- 35 Bernard King vs. Ole Miss (2/14/1977)
- 35 Bill Justus vs. Georgia (1/11/1969)
- 35 Ron Widby at Miss. State (3/6/1967)
- 35 Austin "Red" Robbins vs. Georgia (2/7/1966)
- 35 Danny Schultz at Vanderbilt (2/15/1964)
49. 34 Jordan McRae vs. Arkansas (1/22/2014)
- 34 Jordan McRae vs. LSU (2/19/2013)
- 34 Chris Lofton vs. Memphis (12/6/2006)
- 34 Isiah Victor at Auburn (1/6/2001)
- 34 Greg Bell vs. New Mexico (12/5/1989)
- 34 Allan Houston at LSU (1/8/1990)
- 34 Tony White vs. Texas A&M (12/7/1985)
- 34 Tony White vs. LSU (1/11/1986)
- 34 Tony White vs. Auburn (2/8/1986)
- 34 Michael Brooks vs. Kentucky (1/27/1985)
- 34 Howard Wood vs. Iowa (12/20/1977)
- 34 Bernard King vs. Michigan (12/7/1974)
- 34 Bill Justus vs. Ohio (3/17/1969)
- 34 Tommy Wilson vs. Kentucky (1/15/1962)
- 34 Ed Weiner vs. Florida (2/5/1955)
64. 33 Chris Lofton at Georgia (2/11/2006)
- 33 Scooter McFadgon vs. Kentucky (1/20/2004)
- 33 Ron Slay vs. Georgia (2/8/2003)
- 33 Allan Houston vs. Middle Tenn. (12/5/1991)
- 33 Allan Houston vs. UAB (3/18/1992)
- 33 Allan Houston at Auburn (2/19/1991)
- 33 Dyron Nix vs. Mississippi State (2/8/1989)
- 33 Dale Ellis vs. LSU (3/11/1983)
- 33 Howard Wood vs. Alabama (12/19/1979)
- 33 Mike Jackson vs. Seton Hall (12/11/1976)
- 33 Ernie Grunfeld at LSU (1/15/1977)
- 33 Bernard King at LSU (1/26/1976)
- 33 Bernard King at Mississippi State (3/1/1976)
- 33 Bernard King vs. Georgia (2/8/1975)
78. 32 Trae Golden at Texas A&M (2/23/2013)
- 32 Jeronne Maymon vs. Memphis (11/22/2011)
- 32 Scotty Hopson vs. Georgia (2/19/2011)
- 32 JaJuan Smith vs. Arkansas (2/13/2008)
- 32 JaJuan Smith vs. Middle Tenn. (11/20/07)
- 32 Chris Lofton vs. Western Ky. (12/16/2006)
- 32 Corey Allen vs. LSU (3/13/1992)
- 32 Allan Houston at NC State (1/27/1992)
- 32 Allan Houston vs. LSU (1/22/1991)
- 32 Lang Wiseman vs. LSU (1/22/1991)
- 32 Dyron Nix vs. UT-Chattanooga (12/3/1988)
- 32 Tony White vs. Kentucky (1/10/1987)
- 32 Tony White vs. Vanderbilt (2/4/1987)
- 32 Tony White vs. Georgia (2/28/1987)
- 32 Terry Crosby at Alabama (2/11/1978)
- 32 Reggie Johnson at Auburn (3/5/1978)
- 32 Bernard King vs. Xavier (12/21/1976)
- 32 Bernard King vs. Auburn (1/8/1977)
- 32 Ernie Grunfeld vs. Georgia (2/1/1977)
- 32 Ernie Grunfeld vs. Kentucky (2/7/1976)
- 32 Bernard King vs. Missouri (12/21/1974)
- 32 Don Johnson at Vanderbilt (3/1/1971)
- 32 A.W. Davis at Georgia (1/18/1965)
- 32 Danny Schultz at Va. Tech (12/21/1963)
- 32 Danny Schultz vs. Duke (1/25/1964)
- 32 Bill Jarvis vs. South Carolina (12/21/1954)
- 32 Carl Widseth vs. Kentucky (1/23/1954)
105. 31 Kevin Punter Jr. at Auburn (1/2/16)
- 31 Kevin Punter Jr. vs. UNC Asheville (11/13/16)
- 31 Jordan McRae at Missouri (2/15/2014)
- 31 Chris Lofton at Arkansas (2/24/2007)
- 31 Chris Lofton at La.-Lafayette (11/27/2006)
- 31 Chris Lofton at Kentucky (2/7/2006)
- 31 Scooter McFadgon vs. Georgia (1/7/2004)
- 31 Scooter McFadgon vs. Wofford (11/21/2003)
- 31 Ron Slay vs. Gardner Webb (11/22/2002)
- 31 Steve Hamer vs. Alabama (3/7/1996)
- 31 Allan Houston at Kentucky (1/9/1993)
- 31 Allan Houston vs. S. Carolina (1/6/1993)
- 31 Allan Houston vs. Tenn. Tech (12/3/1992)
- 31 Allan Houston at Ole Miss (1/26/1991)
- 31 Allan Houston vs. Fordham (12/29/1989)
- 31 Greg Bell vs. LSU (2/10/1990)
- 31 Allan Houston at Vanderbilt (3/19/1990)
- 31 Allan Houston at Alabama (2/24/1990)
- 31 Dyron Nix vs. Ole Miss (2/15/1989)
- 31 Dyron Nix at Ole Miss (2/6/1988)
- 31 Dyron Nix at Vanderbilt (2/10/1988)
- 31 Tony White vs. LSU (1/8/1987)
- 31 Tony White at Vanderbilt (1/15/1986)
- 31 Dale Ellis at Kentucky (2/27/1983)
- 31 Dale Ellis vs. Ole Miss (3/5/1981)
- 31 Howard Wood vs. Arizona St. (12/15/1979)
- 31 Reggie Johnson vs. Alabama (1/6/1979)
- 31 Reggie Johnson vs. Auburn (2/7/1979)
- 31 Reggie Johnson vs. San Francisco (12/2/1977)
- 31 Bernard King vs. LaSalle (12/17/1976)
- 31 Bernard King vs. Florida (1/10/1977)
- 31 Bernard King at LSU (1/15/1977)
- 31 Bernard King vs. UCLA (1/30/1977)
- 31 Len Kosmalski vs. South Florida (12/10/1973)
- 31 Ron Widby vs. Furman (1/3/1967)
- 31 Ron Widby at LSU (2/6/1967)
- 31 Orb Bowling vs. Vanderbilt (1/6/1962)
- 31 Leon Ammerman vs. Kentucky (1/19/1957)
- 31 Herman Thompson vs. Colgate (12/21/1955)
- 31 Herman Thompson at Alabama (2/27/1956)
- 31 Carl Widseth vs. Georgia (2/25/1953)
146. 30 Josh Richardson vs. Miss. State (2/3/2015)
- 30 Wayne Chism vs. S. Carolina (2/6/2010)
- 30 Tyler Smith vs. Vanderbilt (2/14/2009)
- 30 Chris Lofton vs. Fordham (11/13/2006)
- 30 Chris Lofton at Arkansas (2/26/2005)
- 30 Marcus Haislip at Alabama (2/16/2002)
- 30 Steve Hamer vs. Vanderbilt (2/24/1996)
- 30 Steve Hamer vs. Auburn (1/3/1996)
- 30 Allan Houston vs. Furman (12/30/1991)
- 30 Allan Houston vs. Vanderbilt (2/9/1991)
- 30 Allan Houston at Georgia (1/27/1990)
- 30 Allan Houston at Auburn (2/3/1990)
- 30 Dyron Nix vs. Ole Miss (1/6/1988)
- 30 Tony White vs. Vanderbilt (3/5/1987)
- 30 Tony White vs. Georgia (1/30/1986)
- 30 Tony White vs. Florida (2/5/1985)
- 30 Michael Brooks vs. Florida (2/5/1985)
- 30 Anthony Richardson vs. Louisville (3/29/1985)
- 30 Tony White vs. Florida (3/8/1984)
- 30 Dale Ellis vs. New Orleans (12/11/1982)
- 30 Dale Ellis vs. Vanderbilt (1/29/1983)
- 30 Dale Ellis vs. Florida (2/19/1983)
- 30 Gary Carter vs. Florida (1/14/1981)
- 30 Mike Jackson at LSU (1/15/1977)
- 30 Ernie Grunfeld vs. Ole Miss (2/21/1976)
- 30 Bernard King vs. Ole Miss (2/21/1976)
- 30 Bernard King vs. Navy (12/13/1974)
- 30 Bernard King at Alabama (1/6/1975)
- 30 Bernard King at Mississippi State (1/25/1975)
- 30 John Snow vs. Georgia (2/2/1974)
- 30 Mike Edwards vs. Mississippi State (1/8/1972)
- 30 Len Kosmalski at Kentucky (1/22/1972)
- 30 Mike Edwards at Vanderbilt (2/7/1972)
- 30 Jimmy England vs. LSU (2/23/1970)
- 30 Carl Widseth vs. Boston (12/19/1955)
- 30 Ed Weiner vs. Washington & Lee (12/4/1954)
- 30 Carl Widseth at Ole Miss (2/14/1955)
- 30 Ed Weiner vs. Mississippi State (2/13/1954)
- 30 Ed Weiner vs. Ole Miss (2/15/1954)
- 30 Ed Weiner at Vanderbilt (12/30/1952)

NOTE: Each of Tennessee's 184 30-point performances are listed.

■ SEASON

1. 806 Allan Houston (34 games) - 1990-91
2. 724 Dale Ellis (32 games) - 1982-83
3. 717 Allan Houston (34 games) - 1991-92
4. 711 Tony White (29 games) - 1986-87
5. 698 Reggie Johnson (33 games) - 1978-79
6. 692 Jordan McRae (37 games) - 2013-14
7. 683 Ernie Grunfeld (27 games) - 1975-76
8. 672 Bernard King (26 games) - 1976-77
9. 669 Allan Houston (30 games) - 1992-93
10. 661 Bernard King (25 games) - 1974-75
11. 649 Dyron Nix (30 games) - 1988-89
12. 645 Chris Lofton (31 games) - 2006-07
13. 644 Dyron Nix (29 games) - 1987-88
14. 638 Ernie Grunfeld (28 games) - 1976-77
15. 635 Dale Ellis (30 games) - 1981-82

■ CAREER

1. 2801 Allan Houston (128 games) - 1989-93
2. 2249 Ernie Grunfeld (101 games) - 1973-77
3. 2219 Tony White (127 games) - 1983-87
4. 2131 Chris Lofton (128 games) - 2004-08
5. 2103 Reggie Johnson (115 games) - 1976-80
6. 2065 Dale Ellis (118 games) - 1979-83
7. 1962 Bernard King (76 games) - 1974-77
8. 1877 Dyron Nix (113 games) - 1985-89
9. 1737 Vincent Yarbrough (127 games) - 1998-02
10. 1683 Carl Widseth (88 games) - 1952-56
11. 1651 Brandon Wharton (115 games) - 1995-99
12. 1608 Wayne Chism (142 games) - 2006-10
13. 1600 Michael Brooks (127 games) - 1980-83, 84-85
14. 1588 Tony Harris (121 games) - 1997-01
15. 1569 Ron Slay (109 games) - 1999-03

SCORING AVERAGE

■ SEASON

1. 26.4 Bernard King (661/25 games) - 1974-75
2. 25.8 Bernard King (672/26 games) - 1976-77
3. 25.3 Ernie Grunfeld (683/27 games) - 1975-76
4. 25.2 Bernard King (629/25 games) - 1975-76
5. 24.5 Tony White (711/29 games) - 1986-87
6. 23.8 Ernie Grunfeld (475/20 games) - 1974-75
7. 23.7 Allan Houston (806/34 games) - 1990-91
8. 22.8 Ernie Grunfeld (638/28 games) - 1976-77
9. 22.6 Dale Ellis (724/32 games) - 1982-83
10. 22.3 Allan Houston (669/30 games) - 1992-93
11. 22.214 Tony White (622/28 games) - 1985-86
12. 22.207 Dyron Nix (644/29 games) - 1987-88
13. 22.192 Kevin Punter Jr. (577/26 games) - 2015-16
14. 22.1 Ron Widby (619/28 games) - 1966-67
15. 21.8 Carl Widseth (522/24 games) - 1955-56

■ CAREER

1. 25.8 Bernard King (1962/76 games) - 1974-77
2. 22.3 Ernie Grunfeld (2249/101 games) - 1973-77
3. 21.9 Allan Houston (2801/128 games) - 1989-93
4. 19.1 Carl Widseth (1683/88 games) - 1952-56
5. 18.3 Reggie Johnson (2103/115 games) - 1976-80
6. 18.1 Ron Widby (1432/79 games) - 1964-67
7. 17.7 Len Kosmalski (1202/68 games) - 1971-74
8. 17.6 Scooter McFadgon (865/28 games) - 2003-04
9. 17.5 Dale Ellis (2065/118 games) - 1979-83
- 17.47 Tony White (2219/127 games) - 1983-87
- 17.44 Mike Edwards (1343/77 games) - 1970-73
- 17.37 Jimmy England (1407/81 games) - 1968-71
- 17.25 A.W. Davis (1225/71 games) - 1962-65
- 17.16 Danny Schultz (772/45 games) - 1962-64
- 17.09 Chris Lofton (1572/92 games) - 2004-07

MOST POINTS SCORED

■ BY CLASS

Freshman - 661, Bernard King (25 games) - 1974-75  
 Sophomore - 806, Allan Houston (34 games) - 1990-91  
 Junior - 717, Allan Houston (34 games) - 1991-92  
 Senior - 724, Dale Ellis (32 games) - 1982-83

■ BY CAREER

4-Year Career - 2801, Allan Houston (128 games) - 1989-93  
 3-Year Career - 1962, Bernard King (76 games) - 1974-77  
 2-Year Career - 905, Kevin Punter Jr. (58 games) - 2014-16  
 1-Year Career - 521, Tobias Harris (34 games) - 2010-11

■ CONSECUTIVELY

1. 18 Yemi Makanjuola vs. The Citadel (12/29/11)
- 18 Reggie Johnson vs. Ole Miss (1/27/79)
3. 15 Wayne Chism vs. South Carolina (2/6/10)
- 15 Tony White vs. SW Louisiana (3/20/85)
5. 14 Cameron Tatum vs. Gonzaga (1/7/09)
- 14 Isiah Victor at Florida (1/18/00)
- 14 Ernie Grunfeld vs. Florida (1/17/76)
- 14 A.W. Davis at ETSU (12/9/63)
9. 13 Brandon Wharton vs. Auburn (3/6/97)

\* Tennessee's first 18 points of the game



Allan Houston owns Tennessee's records for points scored in a single season (806 in 1990-91) and in a career (2,801 from 1989-93).

OUTLOOK

PLAYERS

STAFF

REVIEW

RESULTS

RECORDS

HONORS

POSTSEASON

VOLMANAC

MEDIA INFO



# SCORING (cont.)

## SCORING AVERAGE

### ■ BY CLASS

Freshman - 26.4, Bernard King (25 games) - 1974-75  
 Sophomore - 25.2, Bernard King (25 games) - 1975-76  
 Junior - 25.8, Bernard King (26 games) - 1976-77  
 Senior - 24.5, Tony White (29 games) - 1986-87

### ■ BY CAREER

4-Year Career - 22.3, Ernie Grunfeld (101 games) - 1973-77  
 3-Year Career - 25.8, Bernard King (76 games) - 1974-77  
 2-Year Career - 17.2, Danny Schultz (45 games) - 1962-64  
 1-Year Career - 15.3, Tobias Harris (34 games) - 2010-11

## MISCELLANEOUS

### ■ MOST POINTS IN A FRESHMAN DEBUT

- 42 Bernard King vs. Wis.-Milwaukee (11/30/1974)
- 29 Ed Gray vs. UT Martin (11/26/1993)
- 28 Ernie Grunfeld vs. North Texas State (11/30/1973)
- 24 Dan Federmann vs. Rollins (11/29/1980)
- 23 Cornelius Jackson vs. Morehead State (11/24/1996)

### ■ MOST POINTS IN A TENNESSEE DEBUT

- 42 Bernard King vs. Wis.-Milwaukee (11/30/1974)
- 31 Scooter McFadgon vs. Wofford (11/21/2003)
- 29 Ed Gray vs. UT-Martin (11/26/1993)
- 28 Ernie Grunfeld vs. North Texas State (11/30/1973)

### ■ MOST CAREER 30-POINT GAMES

- 26 Bernard King (76 games) - 1974-77
- 23 Allan Houston (128 games) - 1989-93
- 16 Tony White (127 games) - 1983-87
- 12 Ernie Grunfeld (101 games) - 1973-77
- 9 Chris Lofton (128 games) - 2004-08
- 9 Dale Ellis (118 games) - 1979-83
- 8 Dyron Nix (113 games) - 1985-89
- 6 Reggie Johnson (115 games) - 1976-80
- 5 Ed Weiner (73 games) - 1951-55
- 5 Carl Widseth (88 games) - 1952-56
- 4 Jordan McRae (114 games) - 2010-14
- 4 Ron Widby (79 games) - 1964-67
- 3 By six (Hamer, Edwards, McFadgon, Punter Jr., Slay, Woods)

### ■ TWO 30-POINT SCORERS IN SAME GAME

Allan Houston (32) and Lang Wiseman (32) vs. LSU (1/22/1991)  
 Allan Houston (43) and Greg Bell (31) vs. LSU (2/10/1910)  
 Tony White (30) and Michael Brooks (30) vs. Florida (2/5/1985)  
 Bernard King (37) and Ernie Grunfeld (36) vs. Tulane (12/29/1975)  
 Ernie Grunfeld (30) and Bernard King (30) vs. Ole Miss (2/21/1976)

### ■ THREE 30-POINT SCORERS IN SAME GAME

Ernie Grunfeld (33), Bernard King (31) and Mike Jackson (30) at LSU (1/15/1977)

### ■ MOST CAREER 40-POINT GAMES

- 5 Bernard King (76 games) - 1974-77
- 2 Tony White (127 games) - 1983-87
- 1 Seven players  
 (Grunfeld, Houston, R. Johnson, Nix, Reeder, Widby, Widseth)

# YEAR-BY-YEAR LEADERS

Year	Player	G	Pts	Avg	Year	Player	G	Pts	Avg	Year	Player	G	Pts	Avg
1951	Bob Garrison	22	290	13.2	1976	Ernie Grunfeld	27	683	25.3	2001	Vincent Yarbrough	33	459	13.9
1952	Herb Neff	20	282	14.1	1977	Bernard King	26	672	25.8	2002	Vincent Yarbrough	31	560	18.1
1953	Ed Wiener	21	361	17.1	1978	Reggie Johnson	27	573	21.2	2003	Ron Slay	29	616	21.1
1954	Carl Widseth	22	422	19.2	1979	Reggie Johnson	33	698	21.2	2004	Scooter McFadgon	28	493	17.6
1955	Carl Widseth	21	417	19.9	1980	Reggie Johnson	27	524	19.4	2005	Scooter McFadgon	26	372	14.3
1956	Carl Widseth	24	522	21.8	1981	Dale Ellis	29	513	17.7	2006	Chris Lofton	30	517	17.2
1957	Herman Thompson	22	420	19.1	1982	Dale Ellis	30	635	21.2	2007	Chris Lofton	31	645	20.8
1958	Gene Tormohlen	23	372	16.2	1983	Dale Ellis	32	724	22.6	2008	Chris Lofton	36	559	15.5
1959	Gene Tormohlen	21	373	17.8	1984	Willie Burton	35	472	13.5	2009	Tyler Smith	34	590	17.4
1960	Dalen Showalter	23	338	14.7	1985	Michael Brooks	37	630	17.0	2010	Wayne Chism	37	467	12.6
1961	Bobby Carter	25	361	14.4	1986	Tony White	28	622	22.2	2011	Scotty Hopson	32	543	17.0
1962	Tommy Wilson	23	342	14.9	1987	Tony White	29	711	24.5	2012	Trae Golden	34	462	13.6
1963	Danny Schultz	21	333	15.9	1988	Dyron Nix	29	644	22.2	2013	Jordan McRae	33	518	15.7
1964	Danny Schultz	24	439	18.3	1989	Dyron Nix	30	649	21.6	2014	Jordan McRae	37	692	18.7
1965	A.W. Davis	24	470	19.6	1990	Allan Houston	30	609	20.3	2015	Josh Richardson	32	513	16.0
1966	Ron Widby	26	451	17.3	1991	Allan Houston	34	806	23.7	2016	Kevin Punter Jr.	26	577	22.2
1967	Ron Widby	28	619	22.1	1992	Allan Houston	34	717	21.1					
1968	Bill Justus	26	467	18.0	1993	Allan Houston	30	669	22.3					
1969	Bill Justus	28	455	16.3	1994	Ed Gray	27	404	15.0					
1970	Jimmy England	25	485	19.4	1995	Steve Hamer	25	374	15.0					
1971	Jimmy England	28	577	20.6	1996	Steve Hamer	29	529	18.2					
1972	Len Kosmalski	25	488	19.5	1997	Brandon Wharton	27	454	16.8					
1973	Len Kosmalski	17	289	17.0	1998	Brandon Wharton	29	441	15.2					
1974	Ernie Grunfeld	25	453	17.4	1999	Brandon Wharton	30	390	13.0					
1975	<b>Bernard King</b>	<b>25</b>	<b>661</b>	<b>26.4</b>	2000	Vincent Yarbrough	33	489	14.8					



# REBOUNDING

## REBOUNDS *(All 17-rebound performances are listed)*

### ■ GAME

1. 36 Herb Neff vs. Georgia Tech (1/26/1952)
2. 31 Gene Tormohlen at Ole Miss (2/11/1957)
3. 28 Gene Tormohlen vs. Michigan (12/5/1958)
4. 27 Gene Tormohlen vs. Arizona (12/28/1956)
- 27 Herb Neff vs. Mississippi State (2/23/1952)
6. 26 Gene Tormohlen vs. Georgia Tech (1/24/1959)
7. 25 Gene Tormohlen vs. Wyoming (12/2/1958)
- 25 Gene Tormohlen vs. Wyoming (12/6/1958)
- 25 Gene Tormohlen vs. Vanderbilt (1/3/1959)
10. 24 Gene Tormohlen at Florida (2/3/1958)
11. 23 Bernard King vs. Biscayne (11/29/1975)
- 23 Austin "Red" Robbins at Ole Miss (2/8/1965)
- 23 Gene Tormohlen at Tulane (1/10/1959)
- 23 Gene Tormohlen at Ole Miss (2/9/1959)
- 23 Gene Tormohlen vs. Louisiana Tech (12/20/1957)
- 23 Gene Tormohlen at Georgia Tech (1/25/1958)
- 23 Gene Tormohlen at Vanderbilt (2/15/1958)
- 23 Gene Tormohlen at Auburn (2/21/1958)
19. 22 Bernard King vs. Tulane (12/29/1975)
- 22 Howard Bayne vs. LSU (1/31/1966)
- 22 Gene Tormohlen at Vanderbilt (2/14/1959)
- 22 Gene Tormohlen at Vanderbilt (2/16/1957)
- 22 Herb Neff vs. Tulane (1/7/1952)
24. 21 Steve Hamer vs. Alabama (3/7/1996)
- 21 Tom Boerwinkle vs. Ole Miss (2/3/1968)
- 21 Tom Boerwinkle at LSU (2/5/1968)
- 21 Sid Elliott vs. Xavier (12/23/1961)
- 21 Gene Tormohlen vs. LSU (12/21/1957)
- 21 Dalen Showalter vs. LSU (12/21/1957)
- 21 Gene Tormohlen vs. Mississippi State (2/8/1958)
- 21 Gene Tormohlen vs. Ole Miss (2/10/1958)
- 21 Gene Tormohlen at Mississippi State (2/11/1957)
- 21 Carl Widseth vs. Tulane (1/14/1956)
34. 20 Jeronne Maymon vs. Memphis (11/22/2011)
- 20 Dyron Nix vs. UT-Chattanooga (12/3/1988)
- 20 Bernard King at Ole Miss (1/17/1977)
- 20 Bernard King vs. Vanderbilt (3/7/1977)
- 20 Bernard King vs. Florida (1/17/1976)
- 20 Bernard King vs. Auburn (1/4/1975)
- 20 Bernard King vs. Kentucky (2/15/1975)
- 20 Austin "Red" Robbins vs. Georgia (2/7/1966)
- 20 Gene Tormohlen vs. Georgia (1/31/1959)
- 20 Gene Tormohlen at Furman (12/1/1956)
- 20 Gene Tormohlen vs. Kentucky (1/19/1957)
- 20 Gene Tormohlen at Kentucky (3/2/1957)
- 20 Hank Bertelkamp at Davidson (2/9/1953)
47. 19 Wayne Chism vs. Gonzaga (1/7/2009)
- 19 Dyron Nix vs. Ole Miss (1/6/1988)
- 19 Reggie Johnson vs. Eastern Montana (12/6/1977)
- 19 Bernard King vs. St. John's (12/18/1976)
- 19 Bernard King at Kentucky (1/12/1977)
- 19 Larry Robinson vs. LSU (2/26/1973)
- 19 Austin "Red" Robbins vs. Florida (2/5/1966)
- 19 Sid Elliott vs. Georgia (2/2/1963)
- 19 Orb Bowling vs. Tulane (3/3/1962)
- 19 Gene Tormohlen vs. Alabama (2/21/1959)
57. 18 Jarnell Stokes vs. Mercer (3/23/2014)
- 18 Jarnell Stokes vs. USC Upstate (11/16/2013)
- 18 Jarnell Stokes vs. Alabama (1/26/2013)
- 18 Wayne Chism vs. Vanderbilt (1/17/2008)
- 18 Damon Johnson vs. College of Charleston (3/13/1996)
- 18 Corey Allen at Florida (2/27/1993)
- 18 Dyron Nix at LSU (2/10/1989)
- 18 Dyron Nix vs. Vanderbilt (2/4/1987)
- 18 Bernard King vs. San Francisco (12/10/1976)
- 18 Bernard King vs. Georgia (2/1/1977)
- 18 Bernard King vs. Ole Miss (2/14/1977)
- 18 Bernard King vs. Alabama (1/31/1976)
- 18 Bernard King vs. LSU (2/23/1976)
- 18 Bernard King vs. Missouri (12/21/1974)
- 18 Bernard King at Georgia (2/1/1975)
- 18 Bernard King at Ole Miss (2/10/1975)
- 18 Tom Boerwinkle at Ole Miss (1/22/1967)
- 18 Austin "Red" Robbins vs. Alabama (1/29/1966)
- 18 Austin "Red" Robbins at LSU (2/14/1966)
- 18 Sid Elliott vs. Mississippi State (2/28/1964)
- 18 Orb Bowling vs. Vanderbilt (1/6/1962)
- 18 Eddie Test vs. Tulane (1/9/1960)
- 18 Gene Tormohlen vs. Sewanee 1/20/1958)
- 18 Gene Tormohlen at Georgia (2/1/1958)
- 18 Carl Widseth vs. LSU (1/16/1956)
- 18 Carl Widseth vs. Georgia Tech (2/20/1956)
- 18 Carl Widseth vs. Georgia Tech (1/29/1955)
- 18 Ed Weiner at Florida (2/6/1954)
- 18 Carl Widseth at Auburn (3/1/1954)
86. 17 Tyler Smith at Vanderbilt (2/26/2008)
- 17 Steve Hamer vs. Western Carolina (12/6/1995)
- 17 Ian Lockhart vs. Georgia (2/28/1990)
- 17 Dyron Nix vs. Kentucky (1/10/1987)
- 17 Howard Wood vs. Duke (12/29/1980)
- 17 Reggie Johnson vs. Seton Hall (12/23/1978)
- 17 Chuck Threthts vs. Northwestern (12/21/1977)
- 17 Bernard King at LSU (1/15/1977)
- 17 Bernard King at St. John's (12/9/1975)
- 17 Bernard King vs. Ole Miss (2/21/1976)
- 17 Bernard King vs. LSU (1/27/1975)
- 17 Don Johnson at Alabama (2/21/1970)
- 17 Bobby Croft vs. Southern Illinois (12/14/1968)
- 17 Tom Boerwinkle vs. Utah State (12/29/1967)
- 17 Ron Widby vs. LSU (3/4/1967)
- 17 Austin "Red" Robbins vs. Mexico (1/24/1966)
- 17 Howard Bayne at Ole Miss (2/8/1965)
- 17 Bobby Hogsett vs. Sewanee (12/11/1963)
- 17 Sid Elliott vs. Tulane (3/3/1962)
- 17 Gene Tormohlen vs. Davidson 12/18/1958)
- 17 Dalen Showalter at Sewanee (12/7/1957)
- 17 Gene Tormohlen vs. Vanderbilt (1/4/1958)
- 17 Gene Tormohlen vs. LSU (1/13/1958)
- 17 Gene Tormohlen vs. Sewanee (12/15/1956)
- 17 Dick Kellar vs. Georgia (2/2/1957)
- 17 Gene Tormohlen vs. Georgia (2/2/1957)
- 17 Hurst vs. Clemson (12/20/1955)
- 17 Carl Widseth vs. Arizona State (1/1/1954)
- 17 Ed Weiner vs. Chattanooga (12/10/1952)
- 17 Carl Widseth vs. Vanderbilt (1/24/1953)
- 17 Herb Neff vs. Wake Forest (12/4/1951)
- 17 Herb Neff at Georgia Tech (2/20/1952)

OUTLOOK

PLAYERS

STAFF

REVIEW

RESULTS

RECORDS

HONORS

POSTSEASON

VOLTMANAC

MEDIA INFO



# REBOUNDING (cont.)

## ■ SEASON

1.	392	Jarnell Stokes (37 games) - 2013-14
	384	Gene Tormohlen (23 games) - 1957-58
2.	372	Gene Tormohlen (21 games) - 1958-59
3.	371	Bernard King (26 games) - 1976-77
4.	357	Gene Tormohlen (22 games) - 1956-57
5.	327	Red Robbins (26 games) - 1965-66
	327	Ian Lockhart (30 games) - 1989-90
7.	325	Bernard King (25 games) - 1975-76
8.	318	Jarnell Stokes (33 games) - 2012-13
9.	317	Rob Jones (37 games) - 1984-85
10.	308	Bernard King (25 games) - 1974-75
11	300	Jeronne Maymon (37 games) - 2013-14
12.	294	Dyron Nix (29 games) - 1986-87
13.	293	Tom Boerwinkle (26 games) - 1967-68
14.	292	Carl Widseth (24 games) - 1955-56
15.	291	Don Johnson (28 games) - 1970-71

## ■ CAREER

1.	1113	Gene Tormohlen (66 games) - 1956-59
2.	1004	Bernard King (76 games) - 1974-77
3.	944	Dyron Nix (113 games) - 1985-89
4.	937	Carl Widseth (88 games) - 1952-56
5.	930	Wayne Chism (142 games) - 2006-10
6.	920	Reggie Johnson (115 games) - 1976-80
7.	862	Vincent Yarbrough (127 games) - 1998-02
8.	836	Jarnell Stokes (87 games) - 2011-14
9.	804	Rob Jones (130 games) - 1982-86
10.	799	Isiah Victor (125 games) - 1997-01
11.	750	Steve Hamer (104 games) - 1992-96
12.	749	Don Johnson (81 games) - 1968-71
13.	715	Brian Williams (126 games) - 2008-11
14.	703	Dalen Showalter (68 games) - 1957-60
	703	Willie Burton (111 games) - 1980-84
	703	C.J. Black (118 games) - 1996-00

## REBOUNDING AVERAGE

### ■ SEASON

1.	17.7	Gene Tormohlen (372/21 games) - 1958-59
2.	16.7	Gene Tormohlen (384/23 games) - 1957-58
3.	16.2	Gene Tormohlen (357/22 games) - 1956-57
4.	14.3	Bernard King (371/26 games) - 1976-77
5.	13.0	Bernard King (325/25 games) - 1975-76
6.	12.6	Red Robbins (327/26 games) - 1965-66
7.	12.3	Bernard King (308/25 games) - 1974-75
8.	12.2	Carl Widseth (292/24 games) - 1955-56
9.	11.7	Dalen Showalter (270/23 games) - 1957-58
10.	11.3	Tom Boerwinkle (293/26 games) - 1967-68

11.	11.2	Carl Widseth (236/21 games) - 1954-55
12.	11.1	Carl Widseth (244/22 games) - 1953-54
13.	10.9	Ian Lockhart (327/30 games) - 1989-90
14.	10.6	Jarnell Stokes (392/37 games) - 2013-14
15.	10.4	Don Johnson (291/28 games) - 1970-71
	10.4	Sid Elliott (228/22 games) - 1961-62

## ■ CAREER

1.	16.9	Gene Tormohlen (1113/66 games) - 1956-59
2.	13.2	Bernard King (1004/76 games) - 1974-77
3.	10.9	Red Robbins (525/48 games) - 1964-66
4.	10.6	Carl Widseth (937/88 games) - 1952-56
5.	10.3	Dalen Showalter (703/68 games) - 1957-60
6.	9.6	Jarnell Stokes (836/87 games) - 2011-14
7.	9.25	Don Johnson (749/81 games) - 1968-71
8.	9.16	Tom Boerwinkle (632/69 games) - 1965-68
9.	8.8	Larry Robinson (429/49 games) - 1971-73
10.	8.6	Sid Elliott (602/70 games) - 1961-64
11.	8.44	Len Kosmalski (574/68 games) - 1971-74
12.	8.3544	Ron Widby (660/79 games) - 1964-67
13.	8.3540	Dyron Nix (944/113 games) - 1985-89
14.	8.1	A.W. Davis (574/71 games) - 1962-65
15.	8.02	Eddie Test (385/48 games) - 1959-61

## MOST REBOUNDS

### ■ BY CLASS

Freshman - 308, Bernard King (25 games) - 1974-75  
 Sophomore - 357, Gene Tormohlen (22 games) - 1956-57  
 Junior - 392, Jarnell Stokes (37 games) - 2013-14  
 Senior - 372, Gene Tormohlen (21 games) - 1958-59

### ■ BY CAREER

4-Year Career - 944, Dyron Nix (113 games) - 1985-89  
 3-Year Career - 1113, Gene Tormohlen (66 games) - 1956-59  
 2-Year Career - 525, Red Robbins (48 games) - 1964-66  
 1-Year Career - 247, Tobias Harris (34 games) - 2010-11

## REBOUNDING AVERAGE

### ■ BY CLASS

Freshman - 12.3, Bernard King (25 games) - 1974-75  
 Sophomore - 16.2, Gene Tormohlen (22 games) - 1956-57  
 Junior - 16.7, Gene Tormohlen (23 games) - 1957-58  
 Senior - 17.7, Gene Tormohlen (21 games) - 1958-59

### ■ BY CAREER

4-Year Career - 10.6, Carl Widseth (88 games) - 1952-56  
 3-Year Career - 16.9, Gene Tormohlen (66 games) - 1956-59  
 2-Year Career - 10.9, Red Robbins (48 games) - 1964-66  
 1-Year Career - 7.3, Tobias Harris (34 games) - 2010-11

# YEAR-BY-YEAR LEADERS

Year	Player	G	Rebs	Avg	Year	Player	G	Rebs	Avg	Year	Player	G	Rebs	Avg
1952	Herb Neff	20	294	14.7	1974	Len Kosmalski	26	254	9.8	1996	Steve Hamer	29	272	9.4
1953	Ed Wiener	21	202	9.6	1975	Bernard King	25	308	12.3	1997	Charles Hathaway	27	191	7.1
1954	Carl Widseth	24	244	10.2	1976	Bernard King	25	325	13.0	1998	C.J. Black	29	198	6.8
1955	Carl Widseth	21	236	11.2	1977	Bernard King	26	371	14.3	1999	Isiah Victor	30	219	7.3
1956	Carl Widseth	24	292	12.2	1978	Reggie Johnson	27	258	9.6	2000	Vincent Yarbrough	33	228	6.9
1957	Gene Tormohlen	22	357	16.2	1979	Reggie Johnson	33	255	7.7	2001	Vincent Yarbrough	33	244	7.4
1958	Gene Tormohlen	23	384	16.7	1980	Reggie Johnson	27	180	6.7	2002	Vincent Yarbrough	31	234	7.5
1959	<b>Gene Tormohlen</b>	<b>21</b>	<b>372</b>	<b>17.7</b>	1981	Howard Wood	29	199	6.9	2003	Ron Slay	29	226	7.8
1960	Dalen Showalter	23	222	9.7	1982	Dale Ellis	30	189	6.3	2004	Brandon Crump	29	198	6.8
1961	Dick Fisher	25	212	8.5	1983	Willie Burton	32	259	8.1	2005	Andre Patterson	31	191	6.2
1962	Sid Elliott	22	228	10.4	1984	Willie Burton	35	257	7.3	2006	Andre Patterson	30	201	6.7
1963	A.W. Davis	24	196	8.2	1985	Rob Jones	37	317	8.6	2007	Wayne Chism	35	183	5.2
1964	Sid Elliott	24	187	7.8	1986	Rob Jones	28	216	7.7	2008	Tyler Smith	36	242	6.7
1965	Ron Widby	25	207	8.3	1987	Dyron Nix	29	294	10.1	2009	Wayne Chism	34	273	8.0
1966	Red Robbins	26	327	12.6	1988	Dyron Nix	29	261	9.0	2010	Wayne Chism	37	266	7.2
1967	Tom Boerwinkle	28	285	10.2	1989	Dyron Nix	30	281	9.4	2011	Brian Williams	32	238	7.4
1968	Tom Boerwinkle	26	293	11.3	1990	Ian Lockhart	30	327	10.9	2012	Jeronne Maymon	33	267	8.1
1969	Bobby Croft	28	250	8.9	1991	Ronnie Reese	34	184	5.4	2013	Jarnell Stokes	33	318	9.6
1970	Bobby Croft	25	241	9.6	1992	Corey Allen	34	230	6.8	2014	Jarnell Stokes	37	392	10.6
1971	Don Johnson	28	291	10.4	1993	Corey Allen	30	220	7.0	2015	Armani Moore	32	216	6.8
1972	Larry Robinson	25	225	9.0	1994	Steve Hamer	24	139	5.8	2016	Armani Moore	33	251	7.6
1973	Larry Robinson	24	204	8.5	1995	Steve Hamer	25	220	8.8					

# DOUBLE-DOUBLES

## ■ SEASON

1. 22 Jarnell Stokes (37 games) - 2013-14
- 22 Bernard King (26 games) - 1976-77
3. 21 Bernard King (25 games) - 1974-75
4. 19 Bernard King (25 games) - 1975-76
- 19 Carl Widseth (24 games) - 1955-56
6. 18 Gene Tormohlen (21 games) - 1958-59
- 18 Gene Tormohlen (23 games) - 1957-58
8. 17 Don Johnson (28 games) - 1970-71
- 17 Austin "Red" Robbins (26 games) - 1965-66
10. 16 Jarnell Stokes (33 games) - 2012-13
- 16 Carl Widseth (21 games) - 1954-55
12. 15 Carl Widseth (22 games) - 1953-54
- 14 Ian Lockhart (30 games) - 1989-90
- 14 Len Kosmalski (26 games) - 1973-74
- 14 Tom Boerwinkle (26 games) - 1967-68
- 14 Tom Boerwinkle (28 games) - 1966-67
- 14 Gene Tormohlen (22 games) - 1956-57
18. 13 Rob Jones (37 games) - 1984-85
19. 12 Dyrone Nix (29 games) - 1986-87
- 12 Bobby Croft (25 games) - 1969-70
- 12 Don Johnson (25 games) - 1969-70
- 12 Dalen Showalter (22 games) - 1958-59
- 12 Dalen Showalter (23 games) - 1957-58
24. 11 Dyrone Nix (30 games) - 1988-89
- 11 Reggie Johnson (27 games) - 1977-78
- 11 Herb Neff (20 games) - 1951-52
27. 10 Steve Hamer (25 games) - 1994-95
- 10 Bobby Croft (28 games) - 1968-69
- 10 A.W. Davis (24 games) - 1964-65

## ■ CAREER

1. 62 Bernard King (76 games) - 1974-77
2. 56 Carl Widseth (88 games) - 1952-56
3. 50 Gene Tormohlen (66 games) - 1958-59
4. 40 Jarnell Stokes (87 games) - 2011-14
- 34 Dyrone Nix (113 games) - 1985-89
6. 32 Dalen Showalter (68 games) - 1957-60
7. 31 Reggie Johnson (115 games) - 1976-80
8. 29 Tom Boerwinkle (69 games) - 1966-68
9. 27 Len Kosmalski (68 games) - 1971-74
10. 25 Steve Hamer (104 games) - 1992-96
- 25 Austin "Red" Robbins (48 games) - 1965-66
12. 23 A.W. Davis (71 games) - 1963-65
13. 22 Rob Jones (130 games) - 1982-86
- 22 Bobby Croft (79 games) - 1968-70
15. 21 Ed Wiener (73 games) - 1951-55
16. 20 Ron Widby (79 games) - 1965-67
- 18 Wayne Chism (142 games) - 2006-10
- 18 Isiah Victor (125 games) - 1997-01
19. 17 Don Johnson (81 games) - 1968-71
- 17 Sid Elliott (70 games) - 1962-64
21. 16 Vincent Yarbrough (127 games) - 1998-02
- 16 Ian Lockhart (110 games) - 1986-90
- 16 Doug Roth (114 games) - 1985-89
- 16 Willie Burton (111 games) - 1980-84
25. 14 Jeronne Maymon (84 games) - 2010-14
- 14 Dale Ellis (118 games) - 1979-83
- 14 Orb Bowling (54 games) - 1960-63
28. 13 Brandon Crump (115 games) - 2001-05
- 13 Leon Ammerman (62 games) - 1955-58
30. 12 Tyler Smith (82 games) - 2007-10
- 12 Ernie Grunfeld (101 games) - 1973-77
- 12 Larry Robinson (49 games) - 1971-73
- 12 Sid Elliott (70 games) - 1961-64
34. 11 Ron Slay (109 games) - 1999-2003
- 11 Howard Bayne (66 games) - 1964-66
36. 10 Armani Moore (128 games) - 2012-16
- 10 C.J. Black (118 games) - 1996-00
- 10 Corey Allen (64 games) - 1991-93

## ■ BY CLASS

- Freshman - 21, Bernard King (25 games) - 1974-75  
 Sophomore - 19, Bernard King (25 games) - 1975-76  
 Junior - 22, Jarnell Stokes (37 games) - 2013-14  
 22, Bernard King (26 games) - 1976-77  
 Senior - 19, Carl Widseth (24 games) - 1955-56

## ■ CAREER "POINTS & ASSISTS" DOUBLE-DOUBLES

1. 5 Rodney Woods (76 games) - 1972-75
  2. 3 Tyrone Beaman (121 games) - 1980-84
  3. 2 Tony Harris (121 games) - 1997-2001
  - 2 Fred Jenkins (110 games) - 1983-87
  - 2 Johnny Darden (109 games) - 1975-79
- All players with multiple points-assists dub-dubs are listed*

## ■ CONSECUTIVE GAMES DOUBLE-DOUBLE STREAK

1. 14 Gene Tormohlen (Dec. 27, 1958 - Feb. 21, 1959) - 1958-59
  2. 11 Austin "Red" Robbins (Jan. 22, 1966 - Feb. 21, 1966) - 1965-66
  3. 11 Carl Widseth (Jan. 15 - Feb. 28) - 1954-55
  4. 9 Bernard King (Jan. 8 - Feb. 1, 1977) - 1976-77
  - 9 Gene Tormohlen (Jan. 4 - Feb. 22, 1958) - 1957-58
  6. 8 Bernard King (Jan. 3 - Jan. 31, 1976) - 1975-76
  7. 6 Jarnell Stokes (Jan. 26 - Feb. 13, 2013) - 2012-13
  - 6 Bernard King (Dec. 20, 1974 - Jan. 11, 1975) - 1974-75
  - 6 Len Kosmalski (Jan. 31 - Feb. 19, 1972) - 1971-72
  - 6 Len Kosmalski (Dec. 1 - Dec. 28, 1971) - 1971-72
  - 6 Tom Boerwinkle (Jan. 20, 1968 - Feb. 5, 1968) - 1967-68
  - 6 Carl Widseth (Jan. 9 - Feb. 6, 1954) - 1953-54
  - 6 Carl Widseth (Feb. 15 - March 6, 1954) - 1953-54
  14. 5 Bernard King (Feb. 21 - March 13, 1977) - 1976-77
  - 5 Don Johnson (Jan. 30 - Feb. 13, 1971) 1970-71
  - 5 Dalen Showalter (Jan. 12 - Feb. 2, 1959) - 1958-59
  - 5 Gene Tormohlen (Dec. 9 - Dec. 28, 1957) - 1957-58
  - 5 Gene Tormohlen (Jan. 26 - Feb. 11, 1957) - 1956-57
  - 5 Carl Widseth (Dec. 19, 1955 - Jan. 2, 1956) - 1955-56
- All known streaks of five games or longer are listed*

## ■ BY TEAM - SINGLE SEASON

1. 35 1958-59
- 35 1956-57
3. 34 1957-58
4. 32 1976-77
5. 30 1974-75
- 30 1964-65

## ■ 20-20 GAMES (points-rebounds)

- 28-22 Herb Neff vs. Tulane (1/7/1952)  
 22-27 Herb Neff vs. Mississippi State (2/23/1952)  
 29-21 Carl Widseth vs. Tulane (1/14/1956)  
 23-20 Gene Tormohlen at Furman (12/1/1956)  
 21-21 Gene Tormohlen vs. LSU (12/21/1957)  
 23-23 Gene Tormohlen at Georgia Tech (1/25/1958)  
 25-24 Gene Tormohlen at Florida (2/3/1958)  
 23-23 Gene Tormohlen at Vanderbilt (2/15/1958)  
 29-23 Gene Tormohlen at Auburn (2/21/1958)  
 22-28 Gene Tormohlen vs. Michigan (12/5/1958)  
 25-25 Gene Tormohlen vs. Wyoming (12/6/1958)  
 20-26 Gene Tormohlen vs. Georgia Tech (1/24/1959)  
 23-23 Gene Tormohlen at Ole Miss (2/9/1959)  
 23-23 Austin "Red" Robbins at Ole Miss (2/8/1965)  
 35-20 Austin "Red" Robbins vs. Georgia (2/7/1966)  
 28-20 Bernard King vs. Auburn (1/4/1975)  
 24-20 Bernard King vs. Kentucky (2/15/1975)  
 37-22 Bernard King vs. Tulane (12/29/1975)  
 43-20 Bernard King vs. Florida (1/17/1976)  
 24-20 Bernard King vs. Vanderbilt (3/7/1977)  
 32-20 Dyrone Nix vs. UT-Chattanooga (12/3/1988)  
 31-21 Steve Hamer vs. Alabama (3/7/1996)  
 32-20 Jeronne Maymon vs. Memphis (11/22/2011)

OUTLOOK

PLAYERS

STAFF

REVIEW

RESULTS

RECORDS

HONORS

POSTSEASON

VOLMANAC

MEDIA INFO



# OFFENSIVE REBOUNDING

## OFFENSIVE REBOUNDS

Tennessee first started tracking "offensive" rebounds as an official stat beginning with the 1996-97 season. Thus, all records listed here only reflect offensive rebounding totals since the stat has been recorded.

Some former Vols who played before 1996-97 and would likely have been among the leaders listed on this spread include, but are not limited to: Tom Boerwinkle, Willie Burton, A.W. Davis, Steve Hamer, Reggie Johnson, Rob Jones, Bernard King, Len Kosmalski, Ian Lockhart, Dyrone Nix, Austin "Red" Robbins and Gene Tormohlen.

### ■ GAME (All 7+ offensive rebounding performances are listed)

1. 12 Jarnell Stokes vs. Mercer (3/20/2013)
2. 10 Jeronne Maymon vs. NC State (12/18/2013)
- 10 Jeronne Maymon vs. Ole Miss (3/9/2012)
4. 9 Armani Moore vs. Mississippi State (2/3/2015)
- 9 Jeronne Maymon vs. Memphis (11/22/2011)
- 9 Brian Williams vs. College of Charleston (12/31/2010)
- 9 Jemere Hendrix vs. Georgia Tech (2/7/2004)
8. 8 Armani Moore vs. Marquette (11/30/2014)
- 8 Jarnell Stokes vs. Mercer (3/23/2014)
- 8 Jarnell Stokes vs. UTEP (11/28/2013)
- 8 Jarnell Stokes vs. Alabama (3/15/2013)
- 8 Jarnell Stokes at Texas A&M (2/23/2013)
- 8 Jarnell Stokes vs. Alabama (1/26/2013)
- 8 Brian Williams vs. Vanderbilt (1/15/2011)
- 8 Brian Williams vs. Oakland (12/14/2010)
- 8 Wayne Chism vs. Louisiana (12/29/2008)
- 8 Brian Williams vs. Gonzaga (11/30/2008)
- 8 Duke Crews vs. Long Beach State (3/16/2007)
- 8 Andre Patterson vs. Murray State (11/30/2005)
- 8 Jemere Hendrix at Mississippi State (1/28/2004)
- 8 Vincent Yarbrough at Arkansas (2/7/2001)
22. 7 Armani Moore vs. Auburn (1/31/2015)
- 7 Jarnell Stokes at Texas A&M (2/22/2014)
- 7 Jarnell Stokes at LSU (1/7/2014)
- 7 Jeronne Maymon at Xavier (11/12/2013)
- 7 Jarnell Stokes at Auburn (3/6/2013)
- 7 Jarnell Stokes vs. Vanderbilt (1/29/2013)
- 7 Brian Williams vs. North Carolina A&T (12/23/2009)
- 7 Wayne Chism vs. Kentucky (1/13/2009)
- 7 Wayne Chism vs. Vanderbilt (1/17/2008)
- 7 Brian Williams vs. Western Kentucky (12/15/2007)
- 7 Tyler Smith vs. North Carolina A&T (11/27/2007)
- 7 Yemi Makanioluola vs. The Citadel (12/29/2001)

## ■ SEASON

1. 155 Jarnell Stokes (37 games) - 2013-14
2. 138 Jarnell Stokes (33 games) - 2012-13
3. 123 Jeronne Maymon (37 games) - 2013-14
4. 101 Brian Williams (32 games) - 2010-11
5. 98 Jeronne Maymon (33 games) - 2011-12
6. 94 Wayne Chism (34 games) - 2008-09
- 94 Tyler Smith (36 games) - 2007-08
8. 91 Armani Moore (32 games) - 2014-15
9. 89 Duke Crews (35 games) - 2006-07
10. 81 C.J. Black (32 games) - 1999-2000
11. 80 Vincent Yarbrough (33 games) - 1999-2000
12. 77 Jemere Hendrix (29 games) - 2003-04
13. 74 Wayne Chism (37 games) - 2009-10
- 74 Andre Patterson (30 games) - 2005-06
15. 73 Brian Williams (27 games) - 2009-10
16. 72 C.J. Black (29 games) - 1997-98
17. 71 Brian Williams (34 games) - 2008-09
- 71 Andre Patterson (31 games) - 2004-05

## ■ CAREER

1. 337 Jarnell Stokes (87 games) - 2011-14
2. 302 Wayne Chism (142 games) - 2006-10
3. 300 Brian Williams (126 games) - 2007-11
4. 292 C.J. Black (118 games) - 1996-2000
5. 282 Vincent Yarbrough (127 games) - 1998-2002
6. 262 Isiah Victor (125 games) - 1997-2001
7. 242 Brandon Crump (115 games) - 2001-05
8. 241 Jeronne Maymon (84 games) - 2010-14
9. 199 Ron Slay (109 games) - 1999-2003
- 199 Armani Moore (128 games) - 2012-16
11. 196 Charles Hathaway (126 games) - 1996-2001
12. 180 Tyler Smith (82 games) - 2007-10
13. 156 Kenny Hall (116 games) - 2009-13
14. 145 Andre Patterson (61 games) - 2004-06
15. 142 Duke Crews (61 games) - 2006-08
16. 135 Armani Moore (95 games) - 2012-15
17. 120 JaJuan Smith (126 games) - 2004-08
18. 116 Chris Lofton (128 games) - 2004-08
19. 115 Jon Higgins (124 games) - 1999-2003
20. 112 Major Wingate (89 games) - 2003-06
21. 110 Marcus Haislip (89 games) - 1999-2002
22. 103 Dane Bradshaw (124 games) - 2003-07

# YEAR-BY-YEAR LEADERS

Year	Player	G	ORs	Avg	Year	Player	G	ORs	Avg	Year	Player	G	ORs	Avg
1997	C.J. Black	27	77	2.85	2004	Jemere Hendrix	29	77	2.66	2011	Brian Williams	32	101	3.16
1998	C.J. Black	29	72	2.48	2005	Andre Patterson	31	71	2.29	2012	Jeronne Maymon	33	98	2.96
1999	Isiah Victor	30	68	2.27	2006	Andre Patterson	30	74	2.47	2013	Jarnell Stokes	33	138	4.18
2000	C.J. Black	32	81	2.53	2007	Duke Crews	35	89	2.54	<b>2014</b>	<b>Jarnell Stokes</b>	<b>37</b>	<b>155</b>	<b>4.19</b>
2001	Vincent Yarbrough	33	70	2.12	2008	Tyler Smith	36	94	2.61	2015	Armani Moore	32	91	2.84
2002	Vincent Yarbrough	31	70	2.26	2009	Wayne Chism	34	94	2.76	2016	Armani Moore	33	64	1.94
2003	Elgrace Wilborn	29	54	1.86	2010	Wayne Chism	27	73	2.70					

**OFFENSIVE REBOUNDING AVERAGE**

■ **SEASON** (minimum 20 games)

1. 4.19 Jarnell Stokes (155/37 games) – 2013-14
2. 4.18 Jarnell Stokes (138/33 games) – 2012-13
3. 3.32 Jeronne Maymon (123/37 games) – 2013-14
4. 3.16 Brian Williams (101/32 games) – 2010-11
5. 2.96 Jeronne Maymon (98/33 games) – 2011-12
6. 2.90 Andre Patterson (71/31 games) – 2004-05
7. 2.84 Armani Moore (91/32 games) – 2014-15
8. 2.76 Wayne Chism (94/34 games) – 2008-09
9. 2.70 Brian Williams (73/27 games) – 2009-10
10. 2.66 Jemere Hendrix (77/29 games) – 2003-04
11. 2.61 Tyler Smith (94/36 games) – 2007-08
12. 2.54 Duke Crews (89/35 games) – 2006-07
13. 2.53 C.J. Black (81/32 games) – 1999-2000
14. 2.48 C.J. Black (72/29 games) – 1997-98
15. 2.47 Andre Patterson (74/30 games) – 2005-06
16. 2.42 Vincent Yarbrough (80/33 games) – 1999-2000
17. 2.27 Isiah Victor (68/30 games) – 1998-99
18. 2.26 Vincent Yarbrough (70/31 games) – 2001-02

■ **CAREER** (minimum 30 games)

1. 3.87 Jarnell Stokes (337/87 games) – 2011-14
2. 2.87 Jeronne Maymon (241/84 games) – 2010-14
3. 2.47 C.J. Black (292/118 games) – 1996-2000
4. 2.381 Brian Williams (300/126 games) – 2007-11
5. 2.377 Andre Patterson (145/61 games) – 2004-06
6. 2.33 Duke Crews (142/61 games) – 2006-08
7. 2.22 Vincent Yarbrough (282/127 games) – 1998-2002
8. 2.20 Tyler Smith (180/82 games) – 2007-10
9. 2.13 Wayne Chism (302/142 games) – 2006-10
10. 2.104 Brandon Crump (242/115 games) – 2001-05
11. 2.096 Isiah Victor (262/125 games) – 1997-2001
12. 1.97 Tobias Harris (67/34 games) – 2010-11
13. 1.83 Ron Slay (199/109 games) – 1999-2003
14. 1.82 Jemere Hendrix (104/57 games) – 2003-05
15. 1.56 Charles Hathaway (196/126 games) – 1996-2001
16. 1.554 Armani Moore (199/128 games) – 2012-16
17. 1.547 J.P. Prince (147/95 games) – 2007-10
18. 1.534 Elgrace Wilborn (89/58 games) – 2001-03
19. 1.529 John Fields (52/34 games) – 2010-11
20. 1.34 Kenny Hall (156/116 games) – 2009-13
21. 1.259 Scooter McFadgon (68/54 games) – 2003-05
22. 1.258 Major Wingate (112/89 games) – 2003-06
23. 1.24 Marcus Haislip (110/89 games) – 1999-2002

**MOST OFFENSIVE REBOUNDS**

■ **BY CLASS**

- Freshman - 89, Duke Crews (35 games) – 2006-07
- Sophomore - 138, Jarnell Stokes (33 games) – 2012-13
- Junior - 155, Jarnell Stokes (37 games) – 2013-14
- Senior - 123, Jeronne Maymon (37 games) – 2013-14

■ **BY CAREER**

- 4-Year Career - 302, Wayne Chism (142 games) – 2006-10
- 3-Year Career - 337, Jarnell Stokes (87 games) – 2011-14
- 2-Year Career - 142, Duke Crews (61 games) – 2006-08
- 1-Year Career - 67, Tobias Harris (34 games) – 2010-11

**OFFENSIVE REBOUNDING AVERAGE**

■ **BY CLASS** (minimum 20 games)

- Freshman - 2.54, Duke Crews (89/35 games) – 2006-07
- Sophomore - 4.18, Jarnell Stokes (138/33 games) – 2012-13
- Junior - 4.19, Jarnell Stokes (155/37 games) – 2013-14
- Senior - 3.32, Jeronne Maymon (123/37 games) – 2013-14

■ **BY CAREER**

- 4-Year Career - 2.47, C.J. Black (292/118 games) – 1996-2000
- 3-Year Career - 3.87, Jarnell Stokes (337/87 games) – 2011-14
- 2-Year Career - 2.38, Andre Patterson (145/61 games) – 2004-06
- 1-Year Career - 1.97, Tobias Harris (67/34 games) – 2010-11



Jarnell Stokes' career average of 3.87 offensive rebounds per game is one full rebound higher than any other Vol in program history.

OUTLOOK

PLAYERS

STAFF

REVIEW

RESULTS

RECORDS

HONORS

POSTSEASON

VOLMANAC

MEDIA INFO





# FIELD GOALS

## FIELD GOALS MADE

### ■ GAME

- 19 Reggie Johnson vs. Florida (2/6/1980)
- 19 Bernard King vs. Florida (1/17/1976)
- 19 Ron Widby vs. LSU (3/4/1967)
- 18 Bernard King vs. Wisconsin-Milwaukee (11/30/1974)
- 18 Bernard King at Georgia (2/1/1975)

### ■ SEASON

- 286 Reggie Johnson (33 games) - 1978-79
- 279 Dale Ellis (32 games) - 1982-83
- 278 Bernard King (26 games) - 1976-77
- 273 Bernard King (25 games) - 1974-75
- 265 Allan Houston (34 games) - 1990-91
- 260 Bernard King (25 games) - 1975-76
- 259 Tony White (29 games) - 1986-87
- 257 Dale Ellis (30 games) - 1981-82
- 257 Ron Widby (28 games) - 1966-67
- 255 Ernie Grunfeld (27 games) - 1975-76

### ■ CAREER

- 902 Allan Houston (128 games) - 1989-93
- 867 Ernie Grunfeld (101 games) - 1973-77
- 864 Reggie Johnson (115 games) - 1976-80
- 846 Tony White (127 games) - 1983-87
- 832 Dale Ellis (118 games) - 1979-83
- 811 Bernard King (76 games) - 1974-77
- 713 Dyron Nix (113 games) - 1985-89
- 690 Chris Lofton (128 games) - 2004-08
- 648 Michael Brooks (127 games) - 1980-83, 84-85
- 613 Vincent Yarbrough (127 games) - 1998-02

## FIELD GOAL ATTEMPTS

### ■ GAME

- 39 Ron Widby vs. LSU (3/4/1967)
- 36 Ron Widby at Mississippi State (3/6/1967)
- 35 Bernard King vs. Wisconsin-Milwaukee (11/30/1974)
- 31 Bernard King at Georgia (2/26/1977)
- 31 Ron Widby vs. Furman (1/3/1967)
- 31 Ron Widby at Florida (2/21/1966)

### ■ SEASON

- 550 Allan Houston (34 games) - 1990-91
- 537 Ron Widby (28 games) - 1966-67
- 530 Tony White (29 games) - 1986-87
- 512 Jordan McRae (37 games) - 2013-14
- 493 Tony White (28 games) - 1985-86
- 492 Dyron Nix (30 games) - 1988-89
- 492 Allan Houston (34 games) - 1991-92
- 487 Reggie Johnson (33 games) - 1978-79
- 485 Ernie Grunfeld (27 games) - 1975-76
- 481 Bernard King (26 games) - 1976-77

### ■ CAREER

- 1961 Allan Houston (128 games) - 1989-93
- 1712 Ernie Grunfeld (101 games) - 1973-77
- 1704 Tony White (127 games) - 1983-87
- 1520 Chris Lofton (128 games) - 2004-08
- 1489 Reggie Johnson (115 games) - 1976-80
- 1399 Dale Ellis (118 games) - 1979-83
- 1394 Vincent Yarbrough (127 games) - 1998-02
- 1385 Dyron Nix (113 games) - 1985-89
- 1374 Bernard King (76 games) - 1974-77
- 1366 Brandon Wharton (115 games) - 1995-99

## FIELD GOAL PERCENTAGE

### ■ GAME (MIN. 10 ATT.)

- 100.0 (10-10) Mike Jackson vs. Missouri (12/21/1974)
- 94.1 (16-17) Bernard King vs. Vermont (12/30/1974)
- 92.3 (12-13) Steve Hamer vs. Vanderbilt (2/24/1996)
- 91.7 (11-12) Carlus Groves vs. Ole Miss (2/19/1992)
- 91.7 (11-12) Fred Jenkins vs. Navy (12/27/1983)

### ■ SEASON (MIN. 200 ATT.)

- .654 Dale Ellis (257-393) - 1981-82
- .645 Reggie Johnson (131-203) - 1976-77
- .622 Bernard King (273-439) - 1974-75
- .6013 Rob Jones (181-301) - 1984-85
- .6012 Dale Ellis (279-464) - 1982-83
- .597 Dale Ellis (215-360) - 1980-81
- .589 Isiah Victor (126-214) - 1998-99
- .587 Reggie Johnson (286-487) - 1978-79
- .580 Rob Jones (127-219) - 1985-86
- .578 Bernard King (278-481) - 1976-77

### ■ CAREER (MIN. 500 ATT.)

- .595 Dale Ellis (832-1399) - 1979-83
- .590 Bernard King (811-1374) - 1974-77
- .580 Reggie Johnson (864-1489) - 1976-80
- .571 Rob Jones (432-756) - 1982-86
- .567 Brandon Crump (494-871) - 2001-05
- .558 Steve Hamer (518-928) - 1992-96
- .546 Carlus Groves (361-661) - 1989-92
- .545 Tom Boerwinkle (312-573) - 1965-68
- .542 Jeronne Maymon (293-541) - 2010-14
- .537 Isiah Victor (469-873) - 1997-01

## MOST FIELD GOALS MADE

### ■ BY CLASS

Freshman - 273, Bernard King (25 games) - 1974-75  
 Sophomore - 265, Allan Houston (34 games) - 1990-91  
 Junior - 286, Reggie Johnson (33 games) - 1978-79  
 Senior - 279, Dale Ellis (32 games) - 1982-83

### ■ BY CAREER

4-Year Career - 902, Allan Houston (128 games) - 1989-93  
 3-Year Career - 811, Bernard King (76 games) - 1974-77  
 2-Year Career - 335, Corey Allen (64 games) - 1991-93  
 1-Year Career - 185, Tobias Harris (34 games) - 2010-11

## MOST FIELD GOALS ATTEMPTED

### ■ BY CLASS

Freshman - 465, Allan Houston (30 games) - 1989-90  
 Sophomore - 550, Allan Houston (34 games) - 1990-91  
 Junior - 493, Tony White (28 games) - 1985-86  
 Senior - 537, Ron Widby (28 games) - 1966-67

### ■ BY CAREER

4-Year Career - 1961, Allan Houston (128 games) - 1989-93  
 3-Year Career - 1374, Bernard King (76 games) - 1974-77  
 2-Year Career - 704, Corey Allen (64 games) - 1991-93  
 1-Year Career - 402, Tobias Harris (34 games) - 2010-11

## HIGHEST FIELD GOAL PERCENTAGE

### ■ BY CLASS

Freshman - .645, Reggie Johnson (131-203) - 1976-77  
 Sophomore - .597, Dale Ellis (215-360) - 1980-81  
 Junior - .654, Dale Ellis (257-393) - 1981-82  
 Senior - .601, Dale Ellis (279-464) - 1982-83

### ■ BY CAREER

4-Year Career - .595, Dale Ellis (832-1399) - 1979-83  
 3-Year Career - .590, Bernard King (811-1374) - 1974-77  
 2-Year Career - .600, Larry Robinson (204-340) - 1971-73  
 1-Year Career - .587, John Fields (37-63) - 2010-11

# FREE THROWS

## FREE THROWS MADE

### ■ GAME

- 22 Bill Justus vs. Ohio (3/17/1969)
- 18 Tony White vs. Auburn (2/14/1987)
- 17 Carl Widseth at Auburn (2/25/1956)
- 17 Howard Wood vs. Ole Miss (1/7/1981)
- 16 Jeronne Maymon vs. Memphis (11/22/2011)

### ■ SEASON

- 222 Carl Widseth (24 games) - 1955-56
- 189 Allan Houston (34 games) - 1991-92
- 177 Allan Houston (34 games) - 1990-91
- 173 Dyron Nix (29 games) - 1987-88
- 173 Ernie Grunfeld (27 games) - 1975-76
- 170 Tyler Smith (34 gms) - 2008-09
- 167 Jordan McRae (37 gms) - 2013-14
- 166 Dale Ellis (32 games) - 1982-83
- 165 Kevin Punter Jr. (26 games) - 2015-16
- 165 Tony White (29 games) - 1986-87
- 165 Allan Houston (30 games) - 1992-93

### ■ CAREER

- 651 Allan Houston (128 games) - 1989-93
- 621 Carl Widseth (88 games) - 1952-56
- 515 Ernie Grunfeld (101 games) - 1973-77
- 499 Tony White (127 games) - 1983-87
- 412 Dyron Nix (113 games) - 1985-89
- 403 C.J. Black (118 games) - 1996-00
- 402 Ron Slay (109 games) - 1999-03
- 401 C.J. Watson (119 games) - 2002-06
- 401 Dale Ellis (118 games) - 1979-83
- 384 Tony Harris (121 games) - 1997-01

## FREE THROW ATTEMPTS

### ■ GAME

- 23 Bill Justus vs. Ohio (3/17/1969)
- 20 Ed Wiener at Vanderbilt (12/30/1952)
- 20 Carl Widseth vs. Kentucky Wesleyan (12/10/1955)
- 20 Carl Widseth at Auburn (2/25/1956)
- 20 Howard Wood vs. Ole Miss (1/7/1981)

### ■ SEASON

- 288 Carl Widseth (24 games) - 1955-56
- 252 Steve Hamer (29 games) - 1995-96
- 230 Jarnell Stokes (37 games) - 2013-14
- 227 Dyron Nix (29 games) - 1987-88
- 225 Allan Houston (34 games) - 1991-92
- 225 Carl Widseth (22 games) - 1953-54
- 222 Tyler Smith (34 gms) - 2008-09
- 221 Dale Ellis (32 games) - 1982-83
- 214 Ernie Grunfeld (27 games) - 1975-76
- 212 Jordan McRae (37 games) - 2013-14

### ■ CAREER

- 848 Carl Widseth (88 games) - 1952-56
- 767 Allan Houston (128 games) - 1989-93
- 653 Ernie Grunfeld (101 games) - 1973-77
- 594 Tony White (127 games) - 1983-87
- 583 Dyron Nix (113 games) - 1985-89
- 573 Steve Hamer (104 games) - 1992-96
- 572 Isiah Victor (125 games) - 1997-01
- 532 Ron Slay (109 games) - 1999-03
- 532 C.J. Black (118 games) - 1996-00
- 524 Dale Ellis (118 games) - 1979-83

## FREE THROW PERCENTAGE

### ■ GAME (MIN. 12 ATT.)

- 100.0 (14-14) Anthony Richardson vs. LSU (1/12/1985)
- 100.0 (14-14) Jimmy England at Ole Miss (1/4/1971)
- 100.0 (13-13) Chris Lofton vs. ETSU (12/30/2006)
- 100.0 (13-13) Scooter McFadgon vs. Auburn (2/28/2004)
- 100.0 (13-13) Scooter McFadgon vs. Kentucky (1/20/2004)
- 100.0 (12-12) Tyrone Beaman vs. Florida (2/18/1984)
- 100.0 (12-12) Howard Wood vs. Arizona State (12/15/1975)
- 100.0 (12-12) Ernie Grunfeld at Mississippi State (1/25/1975)

### ■ SEASON (MIN. 100 ATT.)

- .912 Scooter McFadgon (134-147) - 2003-04
- .905 Bill Justus (133-147) - 1968-69
- .902 Tony White (165-183) - 1986-87
- .897 Jimmy England (131-146) - 1969-70
- .894 Danny Schultz (101-113) - 1963-64
- .890 Michael Brooks (146-164) - 1984-85
- .8782 C.J. Watson (137-156) - 2005-06
- .8777 Allan Houston (165-188) - 1992-93
- .8732 Tony White (124-142) - 1985-86
- .8725 Danny Schultz (89-102) - 1962-63

### ■ CAREER (MIN. 300 ATT.)

- .881 Jimmy England (319-362) - 1968-71
- .8492 Bill Justus (338-398) - 1966-69
- .8488 Allan Houston (651-767) - 1989-93
- .847 Michael Brooks (304-359) - 1980-83,84-85
- .842 Chris Lofton (320-380) - 2004-08
- .840 Tony White (499-594) - 1983-87
- .805 A.W. Davis (331-411) - 1962-65
- .804 Bill Hann (262-326) - 1966-69
- .801 Howard Wood (295-368) - 1977-81
- .789 Ernie Grunfeld (515-653) - 1973-77

## MOST FREE THROWS MADE

### ■ BY CLASS

- Freshman - 128, Tobias Harris (34 games) - 2010-11
- Sophomore - 177, Allan Houston (34 games) - 1990-91
- Junior - 189, Allan Houston (34 games) - 1991-92
- Senior - 222, Carl Widseth (24 games) - 1955-56

### ■ BY CAREER

- 4-Year Career - 651, Allan Houston (128 games) - 1989-93
- 3-Year Career - 340, Bernard King (76 games) - 1974-77
- 2-Year Career - 228, Kevin Punter Jr. (58 games) - 2014-16
- 1-Year Career - 128, Tobias Harris (34 games) - 2010-11

## MOST FREE THROWS ATTEMPTED

### ■ BY CLASS

- Freshman - 170, Tobias Harris (34 games) - 2010-11
- Sophomore - 225, Carl Widseth (22 games) - 1953-54
- Junior - 230, Jarnell Stokes (37 games) - 2013-14
- Senior - 288, Carl Widseth (24 games) - 1955-56

### ■ BY CAREER

- 4-Year Career - 848, Carl Widseth (88 games) - 1952-56
- 3-Year Career - 489, Jarnell Stokes (87 games) - 2011-14
- 2-Year Career - 294, Kevin Punter Jr. (58 games) - 2014-16
- 1-Year Career - 170, Tobias Harris (34 games) - 2010-11

## HIGHEST FREE THROW PERCENTAGE

### ■ BY CLASS

- Freshman - .805, Allan Houston (120-149) - 1989-90
- Sophomore - .863, Allan Houston (177-205) - 1990-91
- Junior - .912, Scooter McFadgon (134-147) - 2003-04
- Senior - .905, Bill Justus (133-147) - 1968-69

### ■ BY CAREER

- 4-Year Career - .847, Michael Brooks (304-359) - 1980-83,84-85
- 3-Year Career - .881, Jimmy England (319-362) - 1968-71
- 2-Year Career - .884, Danny Schultz (190-215) - 1962-64
- 1-Year Career - .753, Tobias Harris (128-170) - 2010-11

## CONSECUTIVE FREE THROWS MADE

### ■ GAME

- 18 by Bill Justus vs. Ohio (3/17/69)

### ■ SEASON

- 39 by Michael Brooks (1985)
- 39 by Danny Schultz (1963)
- 38 by Chris Lofton (2006)
- 38 by Allan Houston (1991)
- 32 by Scooter McFadgon (2004)

OUTLOOK

PLAYERS

STAFF

REVIEW

RESULTS

RECORDS

HONORS

POSTSEASON

VOLTMANAC

MEDIA INFO



# 3-POINT FIELD GOALS

## 3-POINT FIELD GOALS MADE

The NCAA adopted the 19-foot, 9-inch line nationally starting with the 1986-87 season. In 2007, the NCAA extended the distance to 20 feet 9 inches, with the rule going into effect at the beginning of the 2008-09 season.

### ■ GAME

1. 9 Chris Lofton at Georgia (2/11/2006)
2. 8 Jordan McRae at Georgia (3/2/2013)
- 8 Chris Lofton vs. North Carolina A&T (11/27/2007)
- 8 Allan Houston vs. Fordham (12/29/1989)
5. 7 Chris Lofton vs. Georgia (1/26/2008)
- 7 JaJuan Smith vs. Middle Tennessee (11/20/2007)
- 7 Chris Lofton vs. Texas (12/23/2006)
- 7 Chris Lofton at La-Lafayette (11/27/2006)
- 7 Chris Lofton at Arkansas (2/26/2005)
- 7 Chris Lofton vs. South Carolina (2/23/2005)
- 7 Vincent Yarbrough at Kentucky (2/19/2002)
- 7 Tony Harris vs. Arizona (11/13/1998)
- 7 Brandon Wharton at Georgia (2/28/1998)
- 7 Brandon Wharton vs. Georgia (3/7/1996)
- 7 Allan Houston vs. Rutgers (11/19/1992)
- 7 Allan Houston at Ole Miss (1/26/1991)

### ■ SEASON

1. 118 Chris Lofton (36 games) - 2007-08
2. 114 Chris Lofton (30 games) - 2005-06
3. 106 Chris Lofton (31 games) - 2006-07
4. 99 Allan Houston (34 games) - 1990-91
5. 93 JaJuan Smith (36 games) - 2007-08
- 93 Chris Lofton (31 games) - 2004-05
7. 89 JaJuan Smith (35 games) - 2006-07
8. 83 Allan Houston (30 games) - 1989-90
9. 82 Allan Houston (34 games) - 1991-92
- 82 Allan Houston (30 games) - 1992-93

### ■ CAREER

1. 431 Chris Lofton (128 games) - 2004-08
2. 346 Allan Houston (128 games) - 1989-93
3. 253 JaJuan Smith (126 games) - 2004-08
4. 240 Tony Harris (121 games) - 1997-01
5. 231 Brandon Wharton (115 games) - 1995-99
6. 209 Jon Higgins (124 games) - 1999-03
7. 179 Jordan McRae (114 games) - 2010-14
- 179 Vincent Yarbrough (127 games) - 1998-02
9. 171 Greg Bell (98 games) - 1987-91
10. 165 C.J. Watson (119 games) - 2002-06

## 3-POINT FIELD GOAL ATTEMPTS

### ■ GAME

1. 20 Chris Lofton vs. North Carolina A&T (11/27/2007)
2. 18 Chris Lofton vs. Wichita State (3/18/2006)
3. 17 Greg Bell vs. Kentucky (1/21/1989)
4. 16 Chris Lofton vs. Texas (12/23/2006)
5. 15 Chris Lofton at Vanderbilt (2/26/2008)
- 15 Chris Lofton vs. Alabama (2/21/2007)
- 15 Allan Houston vs. LSU (2/10/1990)

### ■ SEASON

1. 307 Chris Lofton (36 games) - 2007-08
2. 261 Chris Lofton (30 games) - 2005-06
3. 253 Chris Lofton (31 games) - 2006-07
4. 243 JaJuan Smith (36 games) - 2007-08
5. 242 JaJuan Smith (35 games) - 2006-07
6. 231 Allan Houston (34 games) - 1990-91
7. 225 Jordan McRae (37 games) - 2013-14
8. 200 Chris Lofton (31 games) - 2004-05
9. 198 Allan Houston (30 games) - 1992-93
10. 196 Allan Houston (34 games) - 1991-92

### ■ CAREER

1. 1021 Chris Lofton (128 games) - 2004-08
2. 817 Allan Houston (128 games) - 1989-93
3. 681 JaJuan Smith (126 games) - 2004-08
4. 665 Tony Harris (121 games) - 1997-01
5. 578 Brandon Wharton (115 games) - 1995-99
6. 526 Vincent Yarbrough (127 games) - 1998-02
7. 525 Jon Higgins (124 games) - 1999-03
8. 522 Jordan McRae (114 games) - 2010-14
9. 476 Cameron Tatum (138 games) - 2008-12
10. 465 Skylar McBee (131 games) - 2012-13

# YEAR-BY-YEAR LEADERS (by makes)

Year	Player	3PM	3PA	Year	Player	3PM	3PA	Year	Player	3PM	3PA
1987	Tony White	28	68	1999	Tony Harris	64	164	2011	Scotty Hopson	53	141
1988	Greg Bell	39	98	2000	Tony Harris	73	193	2012	Skylar McBee	63	161
1989	Greg Bell	62	155	2001	Tony Harris	55	159	2013	Jordan McRae	60	169
1990	Allan Houston	83	192	2002	Vincent Yarbrough	60	167	2014	Jordan McRae	79	225
1991	Allan Houston	99	231	2003	Jon Higgins	53	129	2015	Josh Richardson	46	128
1992	Allan Houston	82	196	2004	Scooter McFadgon	65	171	2016	Devonaulkman	62	186
1993	Allan Houston	82	198	2005	Chris Lofton	93	200				
1994	Ed Gray	49	176	2006	Chris Lofton	114	261				
1995	Shane Carnes	52	132	2007	Chris Lofton	106	253				
1996	Brandon Wharton	56	141	<b>2008</b>	<b>Chris Lofton</b>	<b>118</b>	<b>307</b>				
1997	Brandon Wharton	58	135	2009	Scotty Hopson	46	129				
1998	Brandon Wharton	63	147	2010	Scotty Hopson	52	156				

**3-POINT FIELD GOAL PERCENTAGE**

**■ GAME (MIN. 5 ATT.)**

- 100.0 (6-6) Jordan McRae vs. LSU (2/19/2013)
- 100.0 (6-6) JaJuan Smith vs. Arkansas (2/13/2008)
- 100.0 (5-5) C.J. Watson vs. Campbell (12/23/2004)
- 100.0 (5-5) Chris Lofton at New Mexico (12/18/2004)
- 100.0 (5-5) Thaydeus Holden vs. Vanderbilt (1/18/2003)
- 100.0 (5-5) Shane Carnes vs. Michigan State (12/20/1994)

**■ SEASON (MIN. 100 ATT.)**

- .486 Jon Higgins (53-109) - 2000-01
- .465 Chris Lofton (93-200) - 2004-05
- .437 Chris Lofton (114-261) - 2005-06
- .434 Mark Griffin (49-113) - 1988-89
- .432 Allan Houston (83-192) - 1989-90
- .431 Greg Bell (66-153) - 1989-90
- .430 Brandon Wharton (58-135) - 1996-97
- .429 Brandon Wharton (63-147) - 1997-98
- .429 Allan Houston (99-231) - 1990-91
- .422 C.J. Watson (49-116) - 2005-06

**■ CAREER (MIN. 200 ATT.)**

- .424 Allan Houston (346-817) - 1989-93
- .422 Chris Lofton (431-1021) - 2004-08
- .400 Brandon Wharton (231-578) - 1995-99
- .399 Greg Bell (171-429) - 1987-91
- .398 Jon Higgins (209-525) - 1999-03
- .396 C.J. Watson (165-417) - 2002-06
- .373 Thaydeus Holden (82-220) - 2001-03
- .372 JaJuan Smith (253-681) - 2004-08
- .370 Ron Slay (81-219) - 1999-03
- .361 Tony Harris (240-665) - 1997-01

**3-POINT FIELD GOALS PER GAME**

**■ SEASON (MIN. 30 MADE)**

- 3.80 Chris Lofton (114/30 games) - 2005-06
- 3.42 Chris Lofton (106/31 games) - 2006-07
- 3.28 Chris Lofton (118/36 games) - 2007-08
- 3.00 Chris Lofton (93/31 games) - 2004-05
- 2.91 Allan Houston (99/34 games) - 1990-91
- 2.77 Allan Houston (83/30 games) - 1989-90
- 2.73 Allan Houston (82/30 games) - 1992-93
- 2.58 JaJuan Smith (93/36 games) - 2007-08
- 2.54 JaJuan Smith (89/35 games) - 2006-07
- 2.41 Allan Houston (82/34 games) - 1991-92

**■ CAREER (MIN. 50 MADE)**

- 3.37 Chris Lofton (431/128 games) - 2004-08
- 2.70 Allan Houston (346/128 games) - 1989-93
- 2.03 Scooter McFadgon (110/54 games) - 2003-05
- 2.01 Brandon Wharton (231/115 games) - 1995-99
- 2.01 JaJuan Smith (253/126 games) - 2004-08
- 1.98 Tony Harris (240/121 games) - 1997-01
- 1.745 Greg Bell (171/98 games) - 1987-91
- 1.741 Kevin Punter Jr. (101/58 games) - 2004-16
- 1.69 Jon Higgins (209/124 games) - 1999-03
- 1.68 Shane Williams (94/56 games) - 1994-96

**MOST 3-POINT FIELD GOALS MADE**

**■ BY CLASS**

- Freshman - 93, Chris Lofton (31 games) - 2004-05
- Sophomore - 114, Chris Lofton (30 games) - 2005-06
- Junior - 106, Chris Lofton (31 games) - 2006-07
- Senior - 118, Chris Lofton (36 games) - 2007-08

**■ BY CAREER**

- 4-Year Career - 431, Chris Lofton (128 games) - 2004-08
- 3-Year Career - 151, Scotty Hopson (103 games) - 2009-11
- 2-Year Career - 110, Scooter McFadgon (54 games) - 2003-05
- 1-Year Career - 51, Antonio Barton (37 games) - 2013-14

**MOST 3-POINT FIELD GOALS ATTEMPTED**

**■ BY CLASS**

- Freshman - 200, Chris Lofton (31 games) - 2004-05
- Sophomore - 261, Chris Lofton (30 games) - 2005-06
- Junior - 253, Chris Lofton (31 games) - 2006-07
- Senior - 307, Chris Lofton (36 games) - 2007-08

**■ BY CAREER**

- 4-Year Career - 1021, Chris Lofton (128 games) - 2004-08
- 3-Year Career - 426, Scotty Hopson (103 games) - 2009-11
- 2-Year Career - 306, Scooter McFadgon (54 games) - 2003-05
- 1-Year Career - 176, Ed Gray (27 games) - 1993-94

**HIGHEST 3-POINT FIELD GOAL PERCENTAGE**

**■ BY CLASS**

- Freshman - .465, Chris Lofton (93-200) - 2004-05
- Sophomore - .486, Jon Higgins (53-109) - 2000-01
- Junior - .431, Greg Bell (66-153) - 1989-90
- Senior - .434, Mark Griffin (49-113) - 1988-89

**■ BY CAREER**

- 4-Year Career - .424, Allan Houston (346-817) - 1989-93
- 3-Year Career - .354, Scotty Hopson (151-426) - 2009-11
- 2-Year Career - .373, Thaydeus Holden (82-220) - 2001-03
- 1-Year Career - .340, Antonio Barton (51-150) - 2013-14

**YEAR-BY-YEAR LEADERS (by percentage)**

Year	Player	3PM	3PA	PCT	Year	Player	3PM	3PA	PCT	Year	Player	3PM	3PA	PCT
1987	No player met the minimum				1999	Tony Harris	64	164	.390	2011	Scotty Hopson	53	141	.376
1988	Greg Bell	39	98	.398	2000	Tony Harris	73	193	.378	2012	Skylar McBee	63	161	.391
1989	Mark Griffin	49	113	.434	2001	<b>Jon Higgins</b>	<b>53</b>	<b>109</b>	<b>.486</b>	2013	Jordan McRae	60	169	.355
1990	Allan Houston	83	192	.432	2002	Jon Higgins	50	139	.360	2014	Jordan McRae	79	225	.351
1991	Allan Houston	99	231	.429	2003	Jon Higgins	53	129	.411	2015	Josh Richardson	46	128	.359
1992	Allan Houston	82	196	.418	2004	C.J. Watson	44	107	.411	2016	Kevin Punter Jr.	58	157	.369
1993	Allan Houston	82	198	.414	2005	Chris Lofton	93	200	.465	<i>Minimum 3.0 attempts per game</i>				
1994	Cortez Barnes	45	139	.324	2006	Chris Lofton	114	261	.437					
1995	Shane Carnes	52	132	.394	2007	Chris Lofton	106	253	.419					
1996	Brandon Wharton	56	141	.397	2008	Chris Lofton	118	307	.384					
1997	Brandon Wharton	58	135	.430	2009	Scotty Hopson	46	129	.357					
1998	Brandon Wharton	63	147	.429	2010	Scotty Hopson	52	156	.333					

OUTLOOK

PLAYERS

STAFF

REVIEW

RESULTS

RECORDS

HONORS

POSTSEASON

VOLMANAC

MEDIA INFO



## ASSISTS

## ASSISTS

## ■ GAME

1. 19 Bill Hann vs. Alabama (1/6/1968)
2. 16 Bert Bertelkamp vs. Maryland (3/8/1980)
- 16 Johnny Darden vs. vs. Northwestern (12/21/1977)
- 16 Rodney Woods at Georgia (2/1/1975)
5. 15 Fred Jenkins vs. Georgia (2/28/1987)
6. 14 LaMarcus Golden at South Carolina (1/19/1994)
- 14 Rodney Woods vs. Auburn (2/3/1973)
8. 13 Johnny Darden at Auburn (3/6/1978)
- 13 Johnny Darden vs. Xavier (12/21/1976)
- 13 Johnny Darden at LSU (11/26/1976)
- 13 Rodney Woods vs. Wisconsin-Milwaukee (11/30/1974)
- 13 Rodney Woods vs. Vermont (12/30/1974)
- 13 Rodney Woods vs. Ole Miss (1/11/1975)
- 13 Rodney Woods at LSU (3/1/1975)
- 13 Rodney Woods vs. Georgia (3/8/1975)
16. 12 LaMarcus Golden vs. UT-Martin (11/26/1993)
- 12 Tony Harris vs. Austin Peay (11/27/2000)
- 12 Tyrone Beaman at Auburn (1/24/1983)
- 12 Johnny Darden at Kentucky (2/15/1978)
- 12 Johnny Darden at Mississippi State (2/13/1978)
- 12 Johnny Darden vs. Georgia (1/21/1978)
- 12 Johnny Darden vs. Duke (12/7/1976)
- 12 Johnny Darden vs. LSU (2/12/1977)
- 12 Johnny Darden vs. Kentucky (3/5/1977)
- 12 Johnny Darden vs. Syracuse (3/13/1977)
- 12 Rodney Woods vs. Mississippi State (2/24/1975)
- 12 Jimmy England at Florida (2/15/1971)
28. 11 Trae Golden vs. Louisiana-Monroe (11/16/2011)
- 11 Bobby Maze vs. UT-Chattanooga (11/15/2008)
- 11 Tyrone Beaman vs. Georgia (1/3/1983)
- 11 Fred Jenkins vs. LSU (1/11/1986)
- 11 Travis Henry vs. UT-Chattanooga (12/3/1988)
- 11 Allan Houston vs. LSU (2/10/1990)
- 11 Dane Bradshaw vs. Long Beach State (3/16/2007)
- 11 Johnny Darden vs. East Carolina (12/5/1978)
- 11 Johnny Darden at Auburn (2/5/1977)
- 11 Johnny Darden vs. Mississippi State (2/21/1976)
- 11 Rodney Woods vs. Santa Clara (12/29/1973)
- 11 Rodney Woods vs. Mississippi State (1/26/1974)

## ■ SEASON

1. 227 Rodney Woods (26 games) - 1974-75
2. 221 Johnny Darden (27 games) - 1976-77
3. 192 Johnny Darden (23 games) - 1977-78
4. 184 Tyrone Beaman (32 games) - 1982-83
5. 173 Bill Hann (28 games) - 1968-69
6. 165 Dane Bradshaw (35 games) - 2006-07
7. 164 Johnny Darden (27 games) - 1975-76
8. 160 C.J. Watson (29 games) - 2002-03
9. 156 Rodney Woods (26 games) - 1973-74
10. 155 LaMarcus Golden (27 games) - 1993-94
- 155 C.J. Watson (31 games) - 2004-05
12. 154 Trae Golden (34 games) - 2011-12
- 154 Bert Bertelkamp (29 games) - 1979-80
14. 146 Jimmy England (28 games) - 1970-71
15. 145 C.J. Watson (29 games) - 2003-04

## ■ CAREER

1. 715 Johnny Darden (109 games) - 1975-79
2. 577 C.J. Watson (119 games) - 2002-06
3. 525 Rodney Woods (76 games) - 1972-75
4. 509 Tony Harris (121 games) - 1997-01
5. 491 Tyrone Beaman (121 games) - 1980-84
6. 460 Allan Houston (128 games) - 1989-93
7. 397 Michael Brooks (127 games) - 1980-83,84-85
8. 388 Fred Jenkins (110 games) - 1983-87
9. 386 Dane Bradshaw (124 games) - 2003-07
10. 352 Jon Higgins (124 games) - 1999-03
11. 344 Trae Golden (96 games) - 2010-13
12. 332 Bert Bertelkamp (110 games) - 1976-80
13. 315 Brandon Wharton (115 games) - 1995-99
14. 293 Vincent Yarbrough (127 games) - 1998-02
15. 291 LaMarcus Golden (57 games) - 1992-94

## ASSISTS PER GAME

## ■ SEASON

1. 8.73 Rodney Woods (227/26 games) - 1974-75
2. 8.35 Johnny Darden (192/23 games) - 1977-78
3. 8.19 Johnny Darden (221/27 games) - 1976-77
4. 6.18 Bill Hann (173/28 games) - 1968-69
5. 6.07 Johnny Darden (164/27 games) - 1975-76
6. 6.00 Rodney Woods (156/26 games) - 1973-74
7. 5.92 Rodney Woods (142/24 games) - 1972-73
8. 5.75 Tyrone Beaman (184/32 games) - 1982-83
9. 5.74 LaMarcus Golden (155/27 games) - 1993-94
10. 5.54 Fred Jenkins (133/24 games) - 1986-87
11. 5.52 C.J. Watson (160/29 games) - 2002-03
12. 5.31 Bert Bertelkamp (154/29 games) - 1979-80
13. 5.21 Jimmy England (146/28 games) - 1970-71
14. 5.00 C.J. Watson (145/29 games) - 2003-04
- 5.00 C.J. Watson (155/31 games) - 2004-05

## ■ CAREER

1. 6.91 Rodney Woods (525/76 games) - 1972-75
2. 6.56 Johnny Darden (715/109 games) - 1975-79
3. 5.11 LaMarcus Golden (291/57 games) - 1992-94
4. 4.85 C.J. Watson (577/119 games) - 2002-06
5. 4.53 Clarence Swearengen (263/58 games) - 1987-89
6. 4.21 Tony Harris (509/121 games) - 1997-01
7. 4.06 Tyrone Beaman (491/121 games) - 1980-84
8. 3.62 Damon Johnson (199/55 games) - 1994-96
9. 3.59 Allan Houston (460/128 games) - 1989-93
10. 3.58 Trae Golden (344/96 games) - 2010-13
11. 3.53 Fred Jenkins (388/110 games) - 1983-87
12. 3.41 Shane Williams (191/56 games) - 1994-96
13. 3.19 Bobby Maze (227/71 games) - 2008-10
14. 3.13 Michael Brooks (397/127 games) - 1980-83, 84-85
15. 3.11 Dane Bradshaw (386/124 games) - 2003-07





**Johnny Darden** dished out a school-record 715 assists during his four-year career, averaging an incredible 6.91 assists per game.

**MOST ASSISTS**

■ **BY CLASS**

- Freshman - 164, Johnny Darden (27 games) - 1975-76
- Sophomore - 221, Johnny Darden (27 games) - 1976-77
- Junior - 192, Johnny Darden (23 games) - 1977-78
- Senior - 227, Rodney Woods (26 games) - 1974-75

■ **BY CAREER**

- 4-Year Career - 715, Johnny Darden (109 games) - 1975-79
- 3-Year Career - 525, Rodney Woods (76 games) - 1972-75
- 2-Year Career - 263, Clarence Swearingen (58 games) - 1987-89
- 1-Year Career - 69, Orlando Berry (25 games) - 1991-92

**MOST ASSISTS PER GAME**

■ **BY CLASS**

- Freshman - 6.1, Johnny Darden (27 games) - 1975-76
- Sophomore - 8.2, Johnny Darden (27 games) - 1976-77
- Junior - 8.3, Johnny Darden (23 games) - 1977-78
- Senior - 8.7, Rodney Woods (26 games) - 1974-75

■ **BY CAREER**

- 4-Year Career - 6.6, Johnny Darden (109 games) - 1975-79
- 3-Year Career - 6.9, Rodney Woods (76 games) - 1972-75
- 2-Year Career - 5.1, LaMarcus Golden (57 games) - 1992-94
- 1-Year Career - 2.8, Orlando Berry (25 games) - 1991-92

**YEAR-BY-YEAR LEADERS (per game)**

Year	Player	G	Asts	APG	Year	Player	G	Asts	APG	Year	Player	G	Asts	APG
1969	Bill Hann	28	173	6.2	1988	Clarence Swearingen	28	122	4.4	2007	Dane Bradshaw	35	165	4.7
1970	Jimmy England	25	63	2.5	1989	Clarence Swearingen	30	141	4.7	2008	Tyler Smith	36	122	3.4
1971	Jimmy England	28	146	5.2	1990	Allan Houston	30	127	4.2	2009	Tyler Smith	34	114	3.4
1972	Steve Hirschorn	23	83	3.6	1991	Allan Houston	34	131	3.9	2010	Bobby Maze	37	118	3.2
1973	Rodney Woods	24	142	5.9	1992	Allan Houston	34	110	3.2	2011	Melvin Goins	33	93	2.8
1974	Rodney Woods	26	156	6.0	1993	LaMarcus Golden	30	136	4.5	2012	Trae Golden	34	154	4.5
1975	<b>Rodney Woods</b>	<b>26</b>	<b>227</b>	<b>8.7</b>	1994	LaMarcus Golden	27	155	5.7	2013	Trae Golden	31	121	3.9
1976	Johnny Darden	27	164	6.1	1995	Damon Johnson	27	128	4.7	2014	Jordan McRae	37	91	2.5
1977	Johnny Darden	27	221	8.2	1996	Shane Williams	29	113	3.9	2015	Josh Richardson	32	115	3.6
1978	Johnny Darden	23	192	8.3	1997	Cornelius Jackson	27	65	2.4	2016	Armani Moore	33	134	4.1
1979	Johnny Darden	32	138	4.2	1998	Tony Harris	27	113	4.2					
1980	Bert Bertelkamp	29	154	5.3	1999	Tony Harris	30	143	4.8					
1981	Michael Brooks	29	90	3.1	2000	Tony Harris	33	134	4.1					
1982	Tyrone Beaman	30	125	4.2	2001	Tony Harris	33	119	3.6					
1983	Tyrone Beaman	32	184	5.8	2002	Jon Higgins	31	122	3.9					
1984	Tyrone Beaman	35	134	3.9	2003	C.J. Watson	29	160	5.5					
1985	Michael Brooks	37	132	3.6	2004	C.J. Watson	29	145	5.0					
1986	Fred Jenkins	16	62	3.9	2005	C.J. Watson	31	155	5.0					
1987	Fred Jenkins	24	133	5.5	2006	C.J. Watson	30	117	3.9					

# ASSIST/TURNOVER RATIO

## ASSIST/TURNOVER RATIO

Tennessee first started tracking turnovers as an official stat beginning with the 1977-78 season. Thus, all records listed here only reflect assist/turnover ratio since the stat has been recorded.

Some former Vols who played before 1977-78 and would likely have been among the leaders listed on this spread include, but are not limited to: Bert Bertelkamp (career data incomplete) Bill Hann, Jimmy England, Steve Hirschorn, Rodney Woods and Johnny Darden (career data incomplete).

### ■ SEASON

- 2.82 Jon Higgins (79/28 in 27 games) - 2002-03
- 2.762 Dane Bradshaw (116/42 in 30 games) - 2005-06
- 2.756 Shane Williams (113/41 in 29 games) - 1995-96
- 2.75 Dane Bradshaw (165/60 in 35 games) - 2006-07
- 2.56 Darius Thompson (87/34 in 37 games) - 2013-14
- 2.29 Jon Higgins (80/35 in 33 games) - 2000-01
- 2.27 Bobby Maze (118/52 in 37 games) - 2009-10
- 2.25 Michael Brooks (90/40 in 29 games) - 1980-81
- 2.24 Jordan Howell (76/34 in 35 games) - 2007-08
- 2.16 Trae Golden (69/32 in 31 games) - 2010-11
- 2.14 Bert Bertelkamp (154/72 in 29 games) - 1979-80
- 2.11 Antonio Barton (76/36 in 37 games) - 2013-14
- 2.10 Jon Higgins (122/58 in 31 games) - 2001-02
- 2.09 Orlando Berry (69/33 in 25 games) - 1991-92
- 2.02 Steve Ray (89/44 in 30 games) - 1981-82

Minimum: 2.0 assists per game

### ■ CAREER

- 2.20 Jon Higgins (352/160 in 124 games) - 1999-2003
- 2.144 Dane Bradshaw (386/180 in 124 games) - 2003-07
- 2.142 Bobby Maze (227/106 in 71 games) - 2008-10
- 1.820 C.J. Watson (577/317 in 119 games) - 2002-06
- 1.819 Shane Williams (191/105 in 56 games) - 1994-96
- 1.78 Trae Golden (344/193 in 96 games) - 2010-13
- 1.70 Tyler Smith (280/165 in 82 games) - 2008-10
- 1.62 Clarence Swearengen (263/162 in 58 games) - 1987-89
- 1.60 LaMarcus Golden (291/183 in 57 games) - 1992-94
- 1.56 Melvin Goins (150/96 in 64 games) - 2009-11
- 1.50 Tyrone Beaman (491/328 in 121 games) - 1980-84
- 1.452 Travis Henry (225/155 in 97 games) - 1985-89
- 1.446 Tony Harris (509/352 in 121 games) - 1997-2001
- 1.40 Michael Brooks (397/284 in 127 games) - 1980-85
- 1.37 Ramar Smith (224/164 in 71 games) - 2007-08
- 1.333 Fred Jenkins (388/291 in 110 games) - 1983-87
- 1.330 Jay Price (278/209 in 116 games) - 1988-92
- 1.30 J.P. Prince (259/199 in 95 games) - 2007-10
- 1.29 Jenis Grindstaff (143/111 in 62 games) - 1999-2002
- 1.13 Allan Houston (460/407 in 128 games) - 1989-93

Minimum: 2.0 assists per game and two seasons played

## BEST ASSIST/TURNOVER RATIO

### ■ BY CLASS

- Freshman - 2.56, Darius Thompson (87/34 in 37 games) - 2013-14  
 Sophomore - 2.29, Jon Higgins (80/35 in 33 games) - 2000-01  
 Junior - 2.76, Dane Bradshaw (116/42 in 30 games) - 2005-06  
 Senior - 2.82, Jon Higgins (79/28 in 27 games) - 2002-03

### ■ BY CAREER

- 4-Year Career - 2.20, Jon Higgins (352/160 in 124 games) - 1999-2003  
 3-Year Career - 1.70, Tyler Smith (280/165 in 82 games) - 2008-10  
 2-Year Career - 2.14, Bobby Maze (227/106 in 71 games) - 2008-10  
 1-Year Career - 2.56, Darius Thompson (87/34 in 37 games) - 2013-14



In 124 games during his four-year Tennessee career, **Jon Higgins** owned a program-record 2.82 assist/turnover ratio.

## YEAR-BY-YEAR LEADERS (min. 2.0 apg)

Year	Player	Asts	TO	Ratio	Year	Player	Asts	TO	Ratio	Year	Player	Asts	TO	Ratio
1978	Johnny Darden	192	100	1.92	1997	Aaron Green	56	41	1.37	2016	Armani Moore	134	85	1.58
1979	Johnny Darden	105	57	1.84	1998	Tony Harris	113	79	1.43					
1980	Bert Bertelkamp	154	72	2.14	1999	Tony Harris	143	106	1.35					
1981	Michael Brooks	90	40	2.25	2000	Jon Higgins	71	39	1.82					
1982	Steve Ray	89	44	2.02	2001	Tony Harris	80	35	2.29					
1983	Tyrone Beaman	184	99	1.86	2002	Jon Higgins	122	58	2.10					
1984	Tyrone Beaman	134	98	1.37	<b>2003</b>	<b>Jon Higgins</b>	<b>79</b>	<b>28</b>	<b>2.82</b>					
1985	Michael Brooks	132	90	1.47	2004	C.J. Watson	145	73	1.99					
1986	Fred Jenkins	62	42	1.48	2005	C.J. Watson	155	96	1.61					
1987	Fred Jenkins	133	71	1.87	2006	Dane Bradshaw	116	42	2.76					
1988	Travis Henry	69	39	1.77	2007	Dane Bradshaw	165	60	2.75					
1989	Clarence Swearingen	141	85	1.66	2008	Jordan Howell	76	34	2.24					
1990	Allan Houston	127	101	1.26	2009	Cameron Tatum	109	54	2.02					
1991	Jay Price	110	89	1.24	2010	Bobby Maze	118	52	2.27					
1992	Orlando Berry	69	33	2.09	2011	Trae Golden	69	32	2.16					
1993	LaMarcus Golden	136	77	1.77	2012	Trae Golden	154	98	1.57					
1994	LaMarcus Golden	155	106	1.46	2013	Trae Golden	121	63	1.92					
1995	Alico Dunk	64	46	1.39	2014	Darius Thompson	87	34	2.56					
1996	Shane Williams	116	42	2.76	2105	Josh Richardson	115	85	1.35					

# BLOCKED SHOTS

## BLOCKED SHOTS

### ■ GAME

1. 6 Kyle Alexander at TCU (1/30/2016)
- 6 Wayne Chism at Kansas (1/3/2009)
- 6 Elgrace Wilborn vs. Georgetown (3/18/2003)
- 6 Doug Roth vs. LSU (1/11/1989)
- 6 Reggie Johnson vs. Biscayne (11/11/1978)
- 6 Reggie Johnson vs. Vanderbilt (3/7/1977)
6. 5 29 times; last by Armani Moore vs. Kansas State (12/6/2014)

### ■ SEASON

1. 73 C.J. Black (29 games) - 1997-98
2. 60 Doug Roth (30 games) - 1988-89
3. 55 C.J. Black (32 games) - 1999-00
4. 54 Armani Moore (33 games) - 2015-16
5. 53 Dyron Nix (29 games) - 1986-87
6. 51 Marcus Haislip (33 games) - 2000-01
7. 49 Wayne Chism (36 games) - 2007-08
- 49 Reggie Johnson (27 games) - 1977-78
9. 48 Wayne Chism (37 games) - 2006-10
10. 47 Rob Jones (37 games) - 1984-85
11. 46 C.J. Black (30 games) - 1998-99
12. 45 Elgrace Wilborn (29 games) - 2002-03
13. 44 Marcus Haislip (25 games) - 2001-02
- 44 Vincent Yarbrough (33 games) - 2000-01
- 44 Charles Hathaway (31 games) - 2000-01

### ■ CAREER

1. 212 C.J. Black (118 games) - 1996-00
2. 152 Wayne Chism (142 games) - 2006-10
3. 146 Doug Roth (114 games) - 1985-89
4. 142 Dyron Nix (113 games) - 1985-89
5. 140 Isiah Victor (125 games) - 1997-01
6. 133 Charles Hathaway (126 games) - 1996-01
7. 131 Vincent Yarbrough (127 games) - 1998-02
- 131 Armani Moore (128 games) - 2012-16
9. 122 Steve Hamer (104 games) - 1992-96
10. 119 Reggie Johnson (115 games) - 1976-80
11. 116 Marcus Haislip (89 games) - 1999-02
12. 112 Rob Jones (130 games) - 1982-86
13. 107 Brandon Crump (115 games) - 2001-05
14. 97 Jordan McRae (114 games) - 2010-14
15. 94 Jarnell Stokes (87 games) - 2011-14

## BLOCKED SHOTS PER GAME

### ■ SEASON

1. 2.52 C.J. Black (73/29 games) - 1997-98
2. 2.00 Doug Roth (60/30 games) - 1988-89
3. 1.83 Dyron Nix (53/29 games) - 1986-87
4. 1.81 Reggie Johnson (49/27 games) - 1977-78
5. 1.76 Marcus Haislip (44/25 games) - 2001-02
6. 1.72 C.J. Black (55/32 games) - 1999-00
7. 1.64 Armani Moore (54/33 games) - 2015-16
8. 1.551 Elgrace Wilborn (45/29 games) - 2002-03
9. 1.545 Marcus Haislip (51/33 games) - 2000-01
10. 1.53 C.J. Black (46/30 games) - 1998-99
11. 1.36 Wayne Chism (49/36 games) - 2007-08
12. 1.42 Charles Hathaway (44/31 games) - 2000-01
13. 1.41 C.J. Black (38/27 games) - 1996-97
14. 1.40 Steve Hamer (35/25 games) - 1994-95
15. 1.35 Jarnell Stokes (23/17 games) - 2011-12
16. 1.34 Steve Hamer (39/29 games) - 1995-96
17. 1.33 Dyron Nix (40/30 games) - 1988-89
- 1.33 Vincent Yarbrough (44/33 games) - 2000-01
19. 1.30 Wayne Chism (48/37 games) - 2006-10
20. 1.28 Brandon Crump (37/29 games) - 2003-04

### ■ CAREER

1. 1.80 C.J. Black (212/118 games) - 1996-00
2. 1.30 Marcus Haislip (116/89 games) - 1999-02
3. 1.28 Doug Roth (146/114 games) - 1985-89
4. 1.26 Dyron Nix (142/113 games) - 1985-89
5. 1.21 John Fields (41/34 games) - 2011
6. 1.17 Steve Hamer (122/104 games) - 1992-96
7. 1.12 Isiah Victor (140/125 games) - 1997-01
8. 1.06 Charles Hathaway (133/126 games) - 1996-01
9. 1.082 Andre Patterson (66/61 games) - 2004-06
10. 1.080 Jarnell Stokes (94/87 games) - 2011-14
11. 1.07 Wayne Chism (152/142 games) - 2006-10
12. 1.05 Elgrace Wilborn (61/58 games) - 2001-03
13. 1.035 Reggie Johnson (119/115 games) - 1976-80
14. 1.031 Vincent Yarbrough (131/127 games) - 1998-02
15. 1.02 Armani Moore (131/128 games) - 2012-16



OUTLOOK

PLAYERS

STAFF

REVIEW

RESULTS

RECORDS

HONORS

POSTSEASON

VOLMANAC

MEDIA INFO



C.J. Black owns two of the top three single-season blocks totals in Tennessee history. He also stands as UT's all-time career blocks leader, with 212.

**MOST BLOCKS**

■ **BY CLASS**

- Freshman - 38, C.J. Black (27 games) - 1996-97
- Sophomore - 73, C.J. Black (29 games) - 1997-98
- Junior - 47, Rob Jones (37 games) - 1984-85
- Senior - 60, Doug Roth (30 games) - 1988-89

■ **BY CAREER**

- 4-Year Career - 212, C.J. Black (118 games) - 1996-00
- 3-Year Career - 116, Marcus Haislip (89 games) - 1999-02
- 2-Year Career - 66, Andre Patterson (61 games) - 2004-06
- 1-Year Career - 41, John Fields (34 games) - 2010-11

**MOST BLOCKS PER GAME**

■ **BY CLASS**

- Freshman - 1.41, C.J. Black (27 games) - 1996-97
- Sophomore - 2.52, C.J. Black (29 games) - 1997-98
- Junior - 1.76, Marcus Haislip (25 games) - 2001-02
- Senior - 2.00, Doug Roth (30 games) - 1988-89

■ **BY CAREER**

- 4-Year Career - 1.80, C.J. Black (118 games) - 1996-00
- 3-Year Career - 1.30, Marcus Haislip (89 games) - 1999-02
- 2-Year Career - 1.08, Andre Patterson (61 games) - 2004-06
- 1.05, Elgrace Wilborn (58 games) - 2001-03
- 1-Year Career - 1.21, John Fields (34 games) - 2010-11

**YEAR-BY-YEAR LEADERS (per game)**

Year	Player	G	Blks	BPG	Year	Player	G	Blks	BPG	Year	Player	G	Blks	BPG
1977*	Reggie Johnson	28	32	1.1	1991	Michael Curry	28	24	0.9	2005	Brandon Crump	27	32	1.2
1978	Reggie Johnson	27	49	1.8	1992	Corey Allen	34	27	0.8	2006	Major Wingate	30	34	1.1
1979	Reggie Johnson	33	41	1.2	1993	Steve Hamer	26	24	0.9	2007	Duke Crews	35	32	0.9
1980	Reggie Johnson	27	29	1.1	1994	Shun Sheffield	26	28	1.1	2008	Wayne Chism	36	49	1.4
1981	Howard Wood	29	18	0.6	1995	Steve Hamer	25	35	1.4	2009	Wayne Chism	34	34	1.0
1982	Willie Burton	30	38	1.3	1996	Steve Hamer	29	39	1.4	2010	Wayne Chism	37	48	1.3
1983	Willie Burton	32	25	0.8	1997	C.J. Black	27	38	1.4	2011	John Fields	34	41	1.2
1984	Rob Jones	35	29	0.8	1998	<b>C.J. Black</b>	<b>29</b>	<b>73</b>	<b>2.5</b>	2012	Kenny Hall	25	25	1.0
1985	Rob Jones	37	47	1.3	1999	C.J. Black	30	46	1.5	2013	Jarnell Stokes	33	37	1.1
1986	Rob Jones	28	25	0.9	2000	C.J. Black	32	55	1.7	2014	Jordan McRae	37	38	1.0
1987	Dyron Nix	29	53	1.8	2001	Marcus Haislip	33	51	1.6	2015	Armani Moore	32	39	1.2
1988	Doug Roth	29	36	1.2	2002	Marcus Haislip	25	44	1.8	2016	Armani Moore	33	54	1.6
1989	Doug Roth	30	60	2.0	2003	Elgrace Wilborn	29	45	1.6					
1990	Ian Lockhart	30	20	0.7	2004	Brandon Crump	29	37	1.3					

\* Totals Incomplete



# STEALS

## STEALS

### ■ GAME

- 7 Vincent Yarbrough vs. UNC-Greensboro (12/22/1998)
- 7 LaMarcus Golden vs. Mercer (12/28/1993)
- 7 Clarence Swearngen vs. UAB (12/20/1988)
- 7 Clarence Swearngen vs. Florida (3/11/1988)
- 7 Dale Ellis vs. Mississippi State (1/20/1982)
- 7 Terry Crosby vs. Florida (1/11/1977)

### ■ SEASON

- 78 LaMarcus Golden (27 games) - 1993-94
- 73 JaJuan Smith (35 games) - 2006-07
- 67 Josh Richardson (32 games) - 2014-15
- 67 Dane Bradshaw (35 games) - 2006-07
- 67 Tyrone Beaman (32 games) - 1982-83
- 66 Clarence Swearngen (30 games) - 1988-89
- 64 Ian Lockhart (30 games) - 1989-90
- 61 JaJuan Smith (36 games) - 2007-08
- 60 Chris Lofton (30 games) - 2005-06
- 60 LaMarcus Golden (30 games) - 1992-93
- 59 C.J. Watson (30 games) - 2005-06
- 58 Vincent Yarbrough (31 games) - 2001-02
- 58 C.J. Watson (31 games) - 2004-05
- 57 J.P. Prince (37 games) - 2009-10
- 57 Melvin Goins (33 games) - 2010-11

### ■ CAREER

- 211 Vincent Yarbrough (127 games) - 1998-02
- 198 C.J. Watson (119 games) - 2002-06
- 193 Chris Lofton (128 games) - 2004-08
- 183 JaJuan Smith (126 games) - 2004-08
- 177 Fred Jenkins (110 games) - 1983-87
- 173 Tyrone Beaman (121 games) - 1980-84
- 162 Dane Bradshaw (124 games) - 2003-07
- 154 Dale Ellis (118 games) - 1979-83
- 150 Brandon Wharton (115 games) - 1995-99
- 147 Josh Richardson (136 games) - 2011-15
- 145 Tony Harris (121 games) - 1997-01
- 138 LaMarcus Golden (57 games) - 1992-94
- 138 Dyron Nix (113 games) - 1985-89
- 133 Allan Houston (128 games) - 1989-93
- 132 Gary Carter (97 games) - 1978-82

## STEALS PER GAME

### ■ SEASON

- 2.88 LaMarcus Golden (78/27 games) - 1993-94
- 2.20 Clarence Swearngen (66/30 games) - 1988-89
- 2.19 Fred Jenkins (35/16 games) - 1985-86
- 2.13 Ian Lockhart (64/30 games) - 1989-90
- 2.094 Josh Richardson (67/32 games) - 2014-15
- 2.094 Tyrone Beaman (67/32 games) - 1982-83
- 2.085 JaJuan Smith (73/35 games) - 2006-07
- 2.00 Chris Lofton (60/30 games) - 2005-06
- 2.00 Aaron Green (50/25 games) - 1996-97
- 2.00 LaMarcus Golden (60/30 games) - 1992-93
- 1.97 C.J. Watson (59/30 games) - 2005-06
- 1.96 Clarence Swearngen (55/28 games) - 1987-88
- 1.91 Dane Bradshaw (67/35 games) - 2006-07
- 1.871 C.J. Watson (58/31 games) - 2004-05
- 1.871 Vincent Yarbrough (58/31 games) - 2001-02

### ■ CAREER

- 2.42 LaMarcus Golden (138/57 games) - 1992-94
- 2.09 Clarence Swearngen (121/58 games) - 1987-89
- 1.664 C.J. Watson (198/119 games) - 2002-06
- 1.661 Vincent Yarbrough (211/127 games) - 1998-02
- 1.61 Fred Jenkins (177/110 games) - 1983-87
- 1.52 Ed Gray (41/27 games) - 1993-94
- 1.51 Chris Lofton (193/128 games) - 2004-08
- 1.5 Kevin Punter Jr. (87/58 games) - 2014-16
- 1.45 JaJuan Smith (183/126 games) - 2004-08
- 1.43 Tyrone Beaman (173/121 games) - 1980-84
- 1.39 Melvin Goins (89/64 games) - 2009-11
- 1.38 Shane Williams (77/56 games) - 1994-96
- 1.37 J.P. Prince (130/95 games) - 2007-10
- 1.36 Gary Carter (132/97 games) - 1978-82
- 1.306 Dane Bradshaw (162/124 games) - 2003-07
- 1.305 Dale Ellis (154/118 games) - 1979-83
- 1.304 Brandon Wharton (150/115 games) - 1995-99
- 1.300 Shane Carnes (39/30 games) - 1994-96
- 1.27 Damon Johnson (70/55 games) - 1994-96

## MOST STEALS

### ■ BY CLASS

- Freshman - 60, LaMarcus Golden (30 games) - 1992-93
- Sophomore - 78, LaMarcus Golden (27 games) - 1993-94
- Junior - 73, JaJuan Smith (35 games) - 2006-07
- Senior - 67, Josh Richardson (32 games) - 2014-15
- 67, Dane Bradshaw (35 games) - 2006-07

### ■ BY CAREER

- 4-Year Career - 211, Vincent Yarbrough (127 games) - 1998-02
- 3-Year Career - 130, J.P. Prince (95 games) - 2007-10
- 2-Year Career - 138, LaMarcus Golden (57 games) - 1992-94
- 1-Year Career - 41, Ed Gray (27 games) - 1993-94

## MOST STEALS PER GAME

### ■ BY CLASS

- Freshman - 2.0, LaMarcus Golden (30 games) - 1992-93
- Sophomore - 2.9, LaMarcus Golden (27 games) - 1993-94
- Junior - 2.2, Fred Jenkins (16 games) - 1985-86
- Senior - 2.2, Clarence Swearngen (30 games) - 1988-89

### ■ BY CAREER

- 4-Year Career - 1.664, C.J. Watson (119 games) - 2002-06
- 1.661, Vincent Yarbrough (127 games) - 1998-02
- 3-Year Career - 1.37, J.P. Prince (95 games) - 2007-10
- 2-Year Career - 2.42, LaMarcus Golden (57 games) - 1992-94
- 1-Year Career - 1.52, Ed Gray (27 games) - 1993-94



In 57 career games as a Vol, **LaMarcus Golden** averaged 2.42 steals per game. That mark stands as the best career average in Tennessee history.

## YEAR-BY-YEAR LEADERS (per game)

Year	Player	G	Stls	SPG	Year	Player	G	Stls	SPG	Year	Player	G	Stls	SPG
1977*	Johnny Darden	27	23	0.9	1996	Damon Johnson	28	35	1.3	2015	Josh Richardson	32	67	2.1
1978	Terry Crosby	25	35	1.4	1997	Aaron Green	25	50	2.0	2016	Kevin Punter Jr.	26	36	1.4
1979	Terry Crosby	32	53	1.7	1998	Brandon Wharton	29	42	1.5	* Totals Incomplete				
1980	Bert Bertelkamp	29	35	1.2	1999	Brandon Wharton	30	47	1.6					
1981	Gary Carter	29	43	1.5	2000	Vincent Yarbrough	33	55	1.7					
1982	Dale Ellis	30	47	1.6	2001	Vincent Yarbrough	33	55	1.7					
1983	Tyrone Beaman	32	67	2.1	2002	Vincent Yarbrough	31	58	1.9					
1984	Fred Jenkins	35	49	1.5	2003	C.J. Watson	29	36	1.2					
1985	Fred Jenkins	35	52	1.5	2004	C.J. Watson	29	45	1.6					
1986	Fred Jenkins	16	35	2.2	2005	C.J. Watson	31	58	1.9					
1987	Fred Jenkins	24	41	1.7	2006	Chris Lofton	30	60	2.0					
1988	Clarence Swearingen	28	55	2.0	2007	JaJuan Smith	35	73	2.1					
1989	Clarence Swearingen	30	66	2.2	2008	JaJuan Smith	36	61	1.7					
1990	Ian Lockhart	30	65	2.1	2009	J.P. Prince	31	47	1.5					
1991	Lang Wiseman	34	52	1.6	2010	J.P. Prince	37	57	1.5					
1992	Lang Wiseman	33	41	1.2	2011	Melvin Goins	33	57	1.7					
1993	LaMarcus Golden	30	60	2.0	2012	Jeronne Maymon	33	32	1.0					
1994	<b>LaMarcus Golden</b>	<b>27</b>	<b>78</b>	<b>2.9</b>	2013	Josh Richardson	33	35	1.1					
1995	Shane Williams	27	41	1.5	2014	Darius Thompson	37	36	1.0					

## PLAYING EXPERIENCE

## GAMES PLAYED

## ■ SEASON

- 37 Antonio Barton - 2013-14
- 37 Jeronne Maymon - 2013-14
- 37 Jordan McRae - 2013-14
- 37 Josh Richardson - 2013-14
- 37 Jarnell Stokes - 2013-14
- 37 Darius Thompson - 2013-14
- 37 Wayne Chism - 2009-10
- 37 Scotty Hopson - 2009-10
- 37 Bobby Maze - 2009-10
- 37 J.P. Prince - 2009-10
- 37 Anthony Richardson - 1984-85
- 37 Rob Jones - 1984-85
- 37 Michael Brooks - 1984-85
- 37 Myron Carter - 1984-85
- 36 Chris Lofton - 2007-08
- 36 JaJuan Smith - 2007-08
- 36 Tyler Smith - 2007-08
- 36 Wayne Chism - 2007-08
- 36 Ramar Smith - 2007-08
- 36 Tony White - 1984-85
- 35 14 players tied

## ■ CAREER

- 142 Wayne Chism - 2006-10
- 138 Cameron Tatum - 2008-12
- 136 Josh Richardson - 2011-15
- 131 Skylar McBee - 2009-13
- 130 Rob Jones - 1982-86
- 128 Armani Moore - 2012-16
- 128 Chris Lofton - 2004-08
- 128 Allan Houston - 1989-93
- 127 Michael Brooks - 1980-83, 84-85
- 127 Vincent Yarbrough - 1998-02
- 127 Tony White - 1983-87
- 126 Brian Williams - 2007-11
- 126 JaJuan Smith - 2004-08
- 126 Charles Hathaway - 1996-01
- 125 Isiah Victor - 1997-01

## MINUTES PER GAME

## ■ SEASON

- 38.3 Shane Williams (27 games) - 1994-95
- 38.0 Gary Carter (6 games) - 1981-82
- 37.8 Dale Ellis (30 games) - 1981-82
- 37.6 Tony White (29 games) - 1986-87
- 37.3 Gary Carter (29 games) - 1980-81
- 37.2 Shane Williams (29 games) - 1995-96
- 36.8 Dale Ellis (32 games) - 1982-83
- 36.8 Tony White (28 games) - 1985-86
- 36.4 Dale Ellis (29 games) - 1980-81
- 36.4 Rob Jones (37 games) - 1984-85
- 36.4 Allan Houston (34 games) - 1991-92
- 36.3 Josh Richardson (32 games) - 2014-15
- 36.3 Terry Crosby (127 games) - 1983-87
- 36.1 Allan Houston (30 games) - 1989-90
- 35.9 Dyron Nix (30 games) - 1988-89

## GAMES STARTED

## ■ SEASON

- 37 Jordan McRae - 2013-14
- 37 Jarnell Stokes - 2013-14
- 37 Michael Brooks - 1984-85
- 37 Rob Jones - 1984-85
- 36 Jeronne Maymon - 2013-14
- 36 Josh Richardson - 2013-14
- 36 Wayne Chism - 2009-10
- 36 Scotty Hopson - 2009-10
- 36 Bobby Maze - 2009-10
- 36 Chris Lofton - 2007-08
- 36 JaJuan Smith - 2007-08
- 35 Tyler Smith - 2007-08
- 35 JaJuan Smith - 2006-07
- 35 Dane Bradshaw - 2006-07
- 35 Willie Burton - 1983-84
- 36 Cameron Tatum - 2011-12
- 34 Tyler Smith - 2008-09
- 34 Wayne Chism - 2007-08
- 34 Jay Price - 1991-92
- 34 Allan Houston - 1990-91
- 34 Allan Houston - 1991-92

## ■ CAREER

- 128 Chris Lofton - 2004-08
- 128 Allan Houston - 1989-93
- 125 Vincent Yarbrough - 1998-02
- 122 Jon Higgins - 1999-03
- 119 Wayne Chism - 2006-10
- 119 Tony Harris - 1997-01
- 118 C.J. Watson - 2002-05
- 113 Brandon Wharton - 1995-99
- 110 Josh Richardson - 2011-15
- 107 C.J. Black - 1996-00
- 100 Brandon Crump - 2001-05
- 99 Tony White - 1983-87
- 97 Willie Burton - 1980-84
- 97 Dyron Nix - 1985-89
- 96 Dale Ellis - 1979-83

## MINUTES PLAYED

## ■ GAME

- 56 Trae Golden at Texas A&M (2/23/2013)
- 56 Jordan McRae at Texas A&M (2/23/2013)
- 55 Terry Crosby vs. Georgia (2/10/1979)
- 55 Reggie Johnson vs. Georgia (2/10/1979)
- 55 Gary Carter vs. Alabama (12/19/1979)
- 53 Jarnell Stokes at Texas A&M (2/23/2013)
- 52 Bert Bertelkamp vs. Alabama (12/19/1979)
- 51 Reggie Johnson vs. Alabama (12/19/1979)
- 50 Dyron Nix vs. VMI (12/5/1988)
- 50 Anthony Richardson at Georgia (1/30/1985)
- 50 Michael Brooks at Georgia (1/30/1985)
- 50 Rob Jones vs. SW Louisiana (12/27/1985)
- 50 Mike Jackson at Alabama (2/28/1976)

NOTE: Tennessee played a 3OT game (3/6/1967) and several 2OT games before minutes played became a recorded stat.

## ■ SEASON

- 1348 Rob Jones - 1984-85
- 1292 Michael Brooks - 1984-85
- 1236 Allan Houston - 1991-92
- 1212 Allan Houston - 1990-91
- 1203 Willie Burton - 1983-84
- 1199 Jarnell Stokes - 2013-14
- 1191 Jordan McRae - 2013-14
- 1179 Dale Ellis - 1982-83
- 1162 Josh Richardson - 2014-15
- 1162 Terry Crosby - 1978-79
- 1137 Gary Carter - 1978-79
- 1135 Anthony Richardson - 1984-85
- 1134 Dale Ellis - 1981-82
- 1131 Michael Brooks - 1982-83
- 1117 Tony White - 1984-85

## ■ CAREER

- 4606 Allan Houston - 1989-93
- 4058 C.J. Watson - 2002-06
- 4034 Tony White - 1983-87
- 3995 Michael Brooks - 1980-83, 84-85
- 3943 Dale Ellis - 1979-83
- 3904 Brandon Wharton - 1995-99
- 3859 Chris Lofton - 2004-08
- 3859 Vincent Yarbrough - 1998-02
- 3840 Josh Richardson - 2011-15
- 3780 Jon Higgins - 1999-03
- 3741 Dyron Nix - 1985-89
- 3689 Tony Harris - 1997-01
- 3602 Rob Jones - 1982-86
- 3462 Gary Carter - 1978-82
- 3375 Wayne Chism - 2006-10

## ■ CAREER

- 37.7 Shane Williams (56 games) - 1994-96
- 36.0 Allan Houston (128 games) - 1989-93
- 35.7 Gary Carter (97 games) - 1978-82
- 34.1 C.J. Watson (119 games) - 2002-06
- 33.9 Brandon Wharton (115 games) - 1995-99
- 33.4 Dale Ellis (118 games) - 1979-83
- 33.3 Damon Johnson (55 games) - 1994-96
- 33.1 Dyron Nix (113 games) - 1985-89
- 32.4 Kevin Punter Jr. (58 games) - 2014-16
- 31.8 Tony White (127 games) - 1983-87
- 31.6 Shane Carnes (30 games) - 1994-96
- 31.5 Corey Allen (64 games) - 1991-93
- 31.5 Michael Brooks (127 games) - 1980-83, 84-85
- 31.4 Ed Gray (27 games) - 1993-94
- 30.8 Scooter McFadgon (54 games) - 2003-05

# ATTENDANCE RECORDS

## HOME ATTENDANCE (SINCE 1967)

### ■ STOKELY ATHLETIC CENTER

Year	Games	Attend.	Average	*National Rank
1966-67	14	114,814	8,201	--
1967-68	13	144,526	11,117	--
1968-69	14	148,103	10,579	--
1969-70	12	141,460	11,788	--
1970-71	14	163,692	11,692	--
1971-72	12	147,873	12,323	--
1972-73	12	146,704	12,225	--
1973-74	14	163,818	11,701	--
1974-75	14	170,985	12,213	--
1975-76	14	176,035	12,574	6th
1976-77	15	189,253	12,617	--
1977-78	14	173,383	12,385	13th
1978-79	14	169,165	12,083	17th
1979-80	14	176,652	12,618	13th
1980-81	15	189,448	12,630	18th
1981-82	12	150,578	12,548	15th
1982-83	15	188,536	12,569	13th
1983-84	19	215,384	11,336	22nd
1984-85	19	221,969	11,683	22nd
1985-86	15	181,846	12,123	19th
1986-87	15	182,859	12,191	17th

### ■ THOMPSON-BOLING ARENA

Year	Games	Attend.	Average	*National Rank
1987-88	16	333,175	20,823	3rd
1988-89	15	289,690	19,313	4th
1989-90	15	262,860	17,524	7th
1990-91	16	262,300	16,394	8th
1992-92	16	258,762	16,173	7th
1992-93	15	230,498	15,367	9th
1993-94	15	195,445	13,030	22nd
1994-95	15	223,235	14,882	13th
1995-96	17	244,410	14,377	13th
1996-97	16	228,710	14,294	11th
1997-98	16	245,947	15,372	10th
1998-99	15	236,950	15,797	9th
1999-00	16	248,979	15,561	12th
2000-01	15	232,805	15,520	11th
2001-02	14	199,221	14,230	16th
2002-03	17	233,413	13,730	18th
2003-04	17	228,248	13,426	21st
2004-05	16	195,609	12,225	20th
2005-06	15	269,310	17,954	5th
2006-07	16	314,571	19,661	4th
2007-08	16	324,274	20,267	4th
2008-09	15	307,239	20,483	4th
2009-10	16	306,680	19,168	4th
2010-11	18	341,130	18,952	5th
2011-12	17	295,994	17,411	5th
2012-13	16	278,326	17,395	6th
2013-14	17	263,070	15,475	12th
2014-15	16	241,025	15,064	13th
2015-16	16	227,725	14,233	17th

\*Regular-season only (NIT home games, for instance, not included)

>> Since Thompson-Boling Arena opened for the 1987-88 season, 7,537,929 fans have watched the Vols play in the riverfront facility.

## LARGEST SINGLE-SEASON AVERAGE\*

Rank	Average	Year	Games	Attend.
1.	20,823	1987-88	16	333,175
2.	20,483	2008-09	15	307,239
3.	20,267	2007-08	16	324,274
4.	19,661	2006-07	16	314,571
5.	19,313	1988-89	15	289,690
6.	19,168	2009-10	16	306,680
7.	18,952	2010-11	18	341,130
8.	17,954	2005-06	15	269,310
9.	17,524	1989-90	15	262,860
10.	17,411	2011-12	17	295,994

\*Regular-season only (NIT home games, for instance, not included)

## LARGEST CROWDS (ALL GAMES)

Rank	Attend.	Opponent (Date)	Location
1.	41,072	vs. Michigan (3/28/2014)	Indianapolis, Ind.
2.	26,776	vs. Ohio State (3/22/2007)	San Antonio, Texas
3.	26,377	vs. Ohio State (3/26/2010)	St. Louis, Mo.
4.	25,610	Kentucky (1/21/1989)	Knoxville, Tenn.
5.	25,272	Marquette (12/3/1987)	Knoxville, Tenn.
6.	25,242	vs. Michigan State (3/28/2010)	St. Louis, Mo.
7.	25,125	Kentucky (1/12/1991)	Knoxville, Tenn.
8.	24,433	Florida (1/23/1988)	Knoxville, Tenn.
9.	24,402	at Kentucky (2/13/2010)	Lexington, Ky.
10.	24,394	at Kentucky (2/21/2009)	Lexington, Ky.

## LARGEST CROWDS (AWAY/NEUTRAL SITE GAMES)

Rank	Attend.	Opponent (Date)	Location
1.	41,072	vs. Michigan (3/28/2014)	Indianapolis, Ind.
2.	26,776	vs. Ohio State (3/22/2007)	San Antonio, Texas
3.	26,377	vs. Ohio State (3/26/2010)	St. Louis, Mo.
4.	25,242	vs. Michigan State (3/28/2010)	St. Louis, Mo.
5.	24,402	at Kentucky (2/13/2010)	Lexington, Ky.
6.	24,394	at Kentucky (2/21/2009)	Lexington, Ky.
7.	24,359	at Kentucky (1/31/2012)	Lexington, Ky.
8.	24,334	at Kentucky (2/8/2011)	Lexington, Ky.
9.	24,332	at Kentucky (3/7/1992)	Lexington, Ky.
10.	24,311	at Kentucky (1/28/2007)	Lexington, Ky.

## LARGEST CROWDS (THOMPSON-BOLING ARENA)

Rank	Attend.	Opponent (Date)
1.	25,610	Kentucky (1/21/1989)
2.	25,272	Marquette (12/3/1987)
3.	25,125	Kentucky (1/12/1991)
4.	24,433	Florida (1/23/1988)
5.	24,378	Kentucky (2/17/1988)
6.	24,108	Kentucky (3/1/2006)
7.	24,047	Florida (2/27/2007)
8.	24,011	Florida (1/21/2006)
9.	23,969	East Tennessee State (11/25/1991)
10.	23,764	Vanderbilt (1/9/1988)
11.	23,238	South Carolina (1/20/2007)
12.	23,156	Kentucky (1/21/1992)
13.	23,146	Kentucky (1/24/1998)
14.	23,115	Kentucky (2/17/1996)
15.	23,108	East Tennessee State (11/28/1989)
16.	23,106	Kentucky (2/28/1999)
17.	22,843	LSU (2/10/1990)
18.	22,605	LSU (1/13/1988)
19.	22,548	Kentucky (2/23/1994)
20.	22,543	Arkansas (2/25/2006)
21.	22,457	Kentucky (2/24/1993)
22.	22,449	Kentucky (2/23/2000)
23.	22,326	Gonzaga (1/7/2009)
24.	22,320	Kentucky (2/13/2007)
25.	22,317	Kentucky (2/8/1995)
26.	22,244	Kentucky (2/21/1990)
27.	22,172	Vanderbilt (3/3/2012)
28.	22,144	LSU (1/11/1989)
29.	22,141	Florida (2/12/2000)
30.	22,111	Vanderbilt (2/21/1998)
31.	22,015	Memphis (12/29/1988)
32.	21,948	Alabama (2/5/2011)
33.	21,936	Kansas (1/10/2010)
34.	21,905	Memphis (1/24/2009)
35.	21,864	UT-Chattanooga (11/15/2008)
36.	21,863	Louisiana-Lafayette (12/29/2008)
37.	21,846	Ole Miss (1/9/2008)
38.	21,817	Temple (11/9/2007)
39.	21,784	Ohio State (1/19/2008)
40.	21,767	Missouri (3/9/2013)
41.	21,734	South Carolina (3/9/2008)
42.	21,717	Mississippi State (2/27/1988)
43.	21,678	Kentucky (2/17/2015)
	21,678	Kentucky (1/14/2012)
	21,678	Kentucky (3/6/2011)



# YEAR-BY-YEAR TOP-FIVE SCORERS

**2015-16** 15-19, 6-12 SEC/12th

Kevin Punter Jr.	G Sr.	22.2
Armani Moore	F Sr.	12.2
Robert Hubbs III	G Jr.	10.6
Devon Baukman	G Sr.	9.5
Detrick Mostella	G So.	8.4

**2014-15** 16-16, 7-11 SEC/10th

Josh Richardson	G Sr.	16.0
Armani Moore	F Jr.	10.3
Kevin Punter Jr.	G Jr.	10.3
Robert Hubbs III	G So.	7.2
Derek Reese	F Jr.	6.0

**2013-14** 24-13, 11-7 SEC/4th

Jordan McRae	G Sr.	18.7
Jarnell Stokes	F Jr.	15.1
Josh Richardson	G Jr.	10.3
Jeronne Maymon	F Sr.	9.7
Antonio Barton	G Sr.	7.5

**2012-13** 20-13, 11-7 SEC/5th

Jordan McRae	G Jr.	15.7
Jarnell Stokes	F So.	12.4
Trae Golden	G Jr.	12.1
Josh Richardson	G So.	7.9
Kenny Hall	F Sr.	5.6

**2011-12** 19-15, 10-6 SEC/T-2nd

Trae Golden	G So.	13.6
Jeronne Maymon	F Jr.	12.7
Jarnell Stokes	F Fr.	9.6
Jordan McRae	G So.	8.6
Cameron Tatum	G Sr.	8.1

**2010-11** 19-15, 8-8 SEC/5th E

Scotty Hopson	G Jr.	17.0
Tobias Harris	F Fr.	15.3
Cameron Tatum	G Jr.	8.8
Melvin Goins	G Sr.	7.9
Brian Williams	C Sr.	6.8

**2009-10** 28-9, 11-5 SEC/3rd E

Wayne Chism	F/C Sr.	12.6
Scotty Hopson	G So.	12.2
J.P. Prince	G Sr.	9.9
Bobby Maze	G Sr.	9.4
Cameron Tatum	G So.	7.4

**2008-09** 21-13, 10-6 SEC/T-1st E

Tyler Smith	F Jr.	17.4
Wayne Chism	C Jr.	13.7
J.P. Prince	G Jr.	9.9
Scotty Hopson	G Fr.	9.2
Bobby Maze	G Jr.	8.2

**2007-08** 31-5, 14-2 SEC/1st

Chris Lofton	G Sr.	15.5
JaJuan Smith	G Sr.	14.4
Tyler Smith	F So.	13.6
Wayne Chism	F So.	9.9
J.P. Prince	G So.	8.0

**2006-07** 24-11, 10-6 SEC/T-2nd E

Chris Lofton	G Jr.	*20.8
JaJuan Smith	G Jr.	15.2
Ramar Smith	G Fr.	10.7
Wayne Chism	F Fr.	9.1
Duke Crews	F Fr.	8.4

**2005-06** 22-8, 12-4 SEC/1st E

Chris Lofton	G So.	17.2
C.J. Watson	G Sr.	15.3
Major Wingate	C Jr.	10.6
JaJuan Smith	G So.	9.5
Andre Patterson	F Sr.	9.4

**2004-05** 14-17, 6-10 SEC/5th E

Scotter McFadgon	G Sr.	14.3
Chris Lofton	G Fr.	13.2
C.J. Watson	G Jr.	11.9
Brandon Crump	F Sr.	11.3
Andre Patterson	F Jr.	7.4

**2003-04** 15-14, 7-9 SEC/T-5th E

Scotter McFadgon	G Jr.	17.6
Brandon Crump	F Jr.	14.8
C.J. Watson	G So.	11.5
Jemere Hendrix	F So.	6.8
John Winchester	G So.	5.4

**2002-03** 17-12, 9-7 SEC/4th E

Ron Slay	F Sr.	*21.2
Brandon Crump	F Sr.	11.0
C.J. Watson	G Fr.	9.1
Jon Higgins	G Sr.	8.9
Thaydeus Holden	G Sr.	8.5

**2001-02** 15-16, 7-9 SEC/4th E

Vincent Yarbrough	F Sr.	18.1
Marcus Haislip	F Jr.	16.7
Ron Slay	F Jr.	14.8
Jon Higgins	G Jr.	7.6
Brandon Crump	C Fr.	7.1

**2000-01** 22-11, 8-8 SEC/4th E

Vincent Yarbrough	F Jr.	13.9
Ron Slay	G So.	12.9
Isiah Victor	F Sr.	12.8
Tony Harris	G Sr.	11.4
Jon Higgins	G So.	6.5

**1999-00** 26-7, 12-4 SEC/1st E

Vincent Yarbrough	F So.	14.8
Tony Harris	G Jr.	14.6
Ron Slay	F Fr.	9.7
Isiah Victor	F Jr.	9.7
C.J. Black	F Sr.	9.3

**1998-99** 21-9, 12-4 SEC/1st E

Brandon Wharton	G Sr.	13.0
Tony Harris	G So.	12.4
Isiah Victor	F So.	11.3
C.J. Black	F Jr.	9.4
Vincent Yarbrough	F Fr.	7.6

**1997-98** 20-9, 9-7 SEC/3rd E

Brandon Wharton	G Jr.	15.2
Tony Harris	G Fr.	14.2
C.J. Black	F So.	12.6
Rashard Lee	F Jr.	10.3
Isiah Victor	F Fr.	7.7

**1996-97** 11-16, 4-12 SEC/6th E

Brandon Wharton	G So.	16.8
C.J. Black	F Fr.	11.6
Charles Hathaway	C Fr.	7.3
Aaron Green	G So.	6.5
DaShay Jones	G Jr.	5.9

**1995-96** 14-15, 6-10 SEC/5th E

Steve Hamer	C Sr.	18.2
Brandon Wharton	G Fr.	12.6
Damon Johnson	F Sr.	9.3
Shane Williams	G Sr.	8.2
Aaron Green	G Fr.	6.8

**1994-95** 11-16, 4-12 SEC/6th E

Steve Hamer	C Jr.	15.0
Kevin Whitted	F Sr.	12.0
Damon Johnson	F Jr.	9.8
Shane Carnes	G Fr.	9.4
Shane Williams	G Jr.	8.0

**1993-94** 5-22, 2-14 SEC/6th E

Ed Gray	G Fr.	15.0
Steve Hamer	C So.	13.9
Shun Sheffield	F Jr.	9.8
LaMarcus Golden	G So.	9.4
Cortez Barnes	F Jr.	8.0

**1992-93** 13-17, 4-12 SEC/6th E

Allan Houston	G Sr.	*22.3
Corey Allen	F Sr.	14.3
Lang Wiseman	G Sr.	10.3
Steve Hamer	C Fr.	7.0
Kevin Whitted	F So.	6.2

**1991-92** 19-15, 8-8 SEC/3rd E

Allan Houston	G Jr.	21.1
Carlus Groves	F Jr.	14.7
Corey Allen	F Jr.	12.5
Lang Wiseman	G Jr.	10.5
Jay Price	G Sr.	7.7

**1990-91** 12-22, 3-15 SEC/8th

Allan Houston	G So.	23.7
Lang Wiseman	G So.	13.2
Carlus Groves	F So.	10.8
Ronnie Reese	C Sr.	8.0
Jay Price	G Jr.	7.6

**1989-90** 16-14, 10-8 SEC/4th

Allan Houston	G Fr.	20.3
Greg Bell	G Jr.	16.6
Ian Lockhart	C Sr.	13.1
Ronnie Reese	F Jr.	9.1
Carlus Groves	F Fr.	6.6

**1988-89** 19-11, 11-7 SEC/4th

Dyron Nix	F Sr.	21.6
Greg Bell	G So.	11.7
Clarence Swearngen	G Sr.	11.7
Doug Roth	C Sr.	9.9
Mark Griffin	F Sr.	8.2

**1987-88** 16-13, 9-9 SEC/6th

Dyron Nix	F Jr.	*22.2
Greg Bell	G Fr.	10.7
Elvin Brown	F Jr.	9.7
Clarence Swearngen	G Jr.	8.0
Doug Roth	C Jr.	6.9

**1986-87** 14-15, 7-11 SEC/8th

Tony White	G Sr.	*24.5
Dyron Nix	F So.	14.1
Fred Jenkins	G Sr.	11.0
Elvin Brown	F So.	10.7
Doug Roth	C So.	9.7

**1985-86** 12-16, 5-13 SEC/8th

Tony White	G Jr.	*22.2
Rob Jones	C Sr.	10.7
Fred Jenkins	G Jr.	10.4
Anthony Richardson	F Jr.	7.6
Dyron Nix	F Fr.	7.0

**1984-85** 22-15, 8-10 SEC/7th

Michael Brooks	G Sr.	17.0
Tony White	G So.	15.9
Rob Jones	C Jr.	12.4
Anthony Richardson	F So.	10.8
Fred Jenkins	G So.	10.1

**1983-84** 21-14, 9-9 SEC/6th

Willie Burton	F Sr.	13.5
Fred Jenkins	G Fr.	10.1
Tony White	G Fr.	9.2
Dan Federmann	C Sr.	8.0
Rob Jones	C So.	7.8

**1982-83** 20-12, 9-9 SEC/4th

Dale Ellis	F Sr.	22.6
Michael Brooks	G Jr.	14.1
Willie Burton	F Jr.	9.1
Tyron Beaman	G Jr.	8.6
Dan Federmann	C Jr.	7.1

**1981-82** 20-10, 13-5 SEC/1st

Dale Ellis	F Jr.	21.2
Michael Brooks	G So.	11.6
Steve Ray	F Sr.	6.9
Tyrone Beaman	G So.	6.8
Willie Burton	C So.	5.6

**1980-81** 21-8, 12-6 SEC/3rd

Dale Ellis	F So.	17.7
Gary Carter	G Jr.	15.0
Howard Wood	C Sr.	14.3
Steve Ray	F Jr.	6.2
Michael Brooks	G Fr.	6.2

**1979-80** 18-11, 12-6 SEC/3rd

Reggie Johnson	F Sr.	19.4
Howard Wood	C Jr.	13.1
Gary Carter	G So.	9.8
Dale Ellis	F Fr.	7.2
Steve Ray	F So.	6.7

**1978-79** 21-12, 12-6 SEC/2nd

Reggie Johnson	F Jr.	21.2
Terry Crosby	F Sr.	14.1
Gary Carter	G Fr.	10.9
Howard Wood	C So.	8.6
Chuck Threaths	C Jr.	6.5

**1977-78** 11-16, 6-12 SEC/7th

Reggie Johnson	F So.	21.2
Terry Crosby	F Jr.	19.0
Bert Bertelkamp	G So.	11.4
Johnny Darden	G Jr.	10.5
Chuck Threaths	C So.	6.5

**1976-77** 22-6, 16-2 SEC/1st

Bernard King	F Jr.	*25.8
Ernie Grunfeld	F Sr.	22.8
Mike Jackson	G Sr.	15.4
Reggie Johnson	C Fr.	11.0
Johnny Darden	G So.	5.6



# YEAR-BY-YEAR TOP SCORERS

## 1975-76 21-6, 14-4 SEC/2nd

Ernie Grunfeld	F Jr.	*25.3
Bernard King	F So.	25.2
Mike Jackson	G Jr.	16.7
Doug Ashworth	C Sr.	5.7
Johnny Darden	G Fr.	5.1

## 1974-75 18-8, 12-6 SEC/3rd

Bernard King	F Fr.	*26.4
Ernie Grunfeld	F So.	23.8
Mike Jackson	G So.	13.3
Rodney Woods	G Sr.	8.7
Doug Ashworth	C Jr.	8.4

## 1973-74 17-9, 12-6 SEC/2nd

Ernie Grunfeld	F Fr.	17.4
John Snow	G Sr.	16.4
Len Kosmalski	C Sr.	16.3
Rodney Woods	G Jr.	9.8
Wayne Tomlinson	F Sr.	4.6

## 1972-73 15-9, 13-5 SEC/2nd

Len Kosmalski	C Jr.	17.0
Mike Edwards	G Sr.	15.9
John Snow	G Jr.	13.1
Larry Robinson	F Sr.	11.7
Rodney Woods	G So.	9.8

## 1971-72 19-6, 14-4 SEC/1st

Len Kosmalski	C So.	19.5
Mike Edwards	G Jr.	19.4
Larry Robinson	F Jr.	10.2
John Snow	G So.	10.1
Lloyd Richardson	F Jr.	7.1

## 1970-71 21-7, 13-5 SEC/2nd

Jimmy England	G Sr.	20.6
Don Johnson	F Sr.	18.8
Mike Edwards	G So.	17.0
Jim Woodall	C Sr.	6.8
Lloyd Richardson	F So.	5.4

## 1969-70 16-9, 10-8 SEC/5th

Jimmy England	G Jr.	19.4
Bobby Croft	C Sr.	17.2
Don Johnson	F Jr.	14.0
Rudy Kinard	G Jr.	8.1
Kerry Myers	G Sr.	4.6

## 1968-69 21-7, 13-5 SEC/2nd

Bill Justus	G Sr.	16.3
Bobby Croft	C Jr.	15.2
Jimmy England	G So.	12.3
Don Johnson	F So.	11.5
Bill Hann	G Sr.	6.6

## 1967-68 20-6, 13-5 SEC/2nd

Bill Justus	G Jr.	18.0
Tom Boerwinkle	C Sr.	15.2
Tom Hendrix	F Sr.	10.6
Bill Hann	G Jr.	10.2
Bobby Croft	C So.	8.3

## 1966-67 21-7, 15-3 SEC/1st

Ron Widby	F Sr.	*22.1
Tom Boerwinkle	C Jr.	12.0
Bill Justus	G So.	11.2
Tom Hendrix	F Jr.	10.0
Bill Hann	G So.	4.9

## 1965-66 18-8, 10-6 SEC/3rd

Ron Widby	F Jr.	17.3
Red Robbins	C Sr.	17.1
Jim Cornwall	G Sr.	8.9
Larry McIntosh	G Sr.	8.8
Tom Hendrix	G So.	7.6

## 1964-65 20-5, 12-4 SEC/2nd

A.W. Davis	F Sr.	19.6
Ron Widby	F So.	14.5
Larry McIntosh	G Jr.	12.2
Red Robbins	C Jr.	10.2
Howard Bayne	C Jr.	7.0

## 1963-64 16-8, 9-5 SEC/2nd

Danny Schultz	G Sr.	18.3
A.W. Davis	F Jr.	17.3
Howard Bayne	F So.	8.7
Larry McIntosh	G So.	7.5
Sid Elliott	C Sr.	6.5

## 1962-63 13-11, 6-8 SEC/7th

Danny Schultz	G Jr.	15.9
A.W. Davis	F So.	14.9
Sid Elliott	F Jr.	10.1
Jerry Parker	G Sr.	8.4
Orb Bowling	C Sr.	8.2

## 1961-62 4-19, 2-12 SEC/12th

Tommy Wilson	G Jr.	14.9
Orb Bowling	C Jr.	14.6
Jerry Parker	F Jr.	11.1
Sid Elliott	F So.	9.3
John Sheffield	G	7.1

## 1960-61 10-15, 4-10 SEC/11th

Bobby Carter	G Sr.	14.4
Glenn Campbell	G Sr.	12.2
Eddie Test	F Jr.	11.2
Dick Fisher	C Sr.	9.8
John Martin	F Jr.	6.2

## 1959-60 12-11, 7-7 SEC/6th

Dalen Showalter	F Sr.	14.7
Glenn Campbell	G Jr.	13.3
Bobby Carter	G Jr.	11.7
Eddie Test	F So.	9.8
John Martin	F So.	7.0

## 1958-59 14-8, 8-6 SEC/5th

Gene Tormohlen	C Sr.	17.8
Kenny Coulter	G Sr.	14.0
Dalen Showalter	F Jr.	12.6
Don Reeves	F Sr.	6.7
Charlie Scott	F Sr.	5.8

## 1957-58 16-7, 8-6 SEC/5th

Gene Tormohlen	C Jr.	16.2
Leon Ammerman	F Sr.	15.1
Dalen Showalter	F So.	12.1
Kenny Coulter	G Jr.	9.8
Bob Risser	G Jr.	8.9

## 1956-57 13-9, 5-9 SEC/9th

Herman Thompson	G Sr.	19.1
Leon Ammerman	F Jr.	17.0
Don Bingham	G So.	14.0
Gene Tormohlen	C So.	12.5
Dick Kellar	F Sr.	12.1

## 1955-56 10-14, 6-8 SEC/6th

Carl Widseth	C Sr.	21.8
Herman Thompson	G Jr.	18.0
Leon Ammerman	G So.	12.7
Lewis Neyland	F Sr.	7.8
Bob Gipe	F Jr.	5.3

## 1954-55 15-7, 8-6 SEC/5th

Carl Widseth	C Jr.	19.9
Ed Wiener	F Sr.	19.7
Herman Thompson	G So.	14.1
Lewis Neyland	F Jr.	8.2
Bill Lovelace	F Sr.	6.9

## 1953-54 11-12, 7-7 SEC/7th

Carl Widseth	C So.	19.2
Ed Wiener	F Jr.	18.8
Herman Thompson	G Fr.	7.1
Bill Lovelace	G Jr.	7.0
Buddy Cruze	G So.	6.4

## 1952-53 13-8, 7-6 SEC/4th

Ed Wiener	F So.	17.2
Carl Widseth	C Fr.	15.3
Hank Bertelkamp	F Sr.	14.3
Bill Hall	G So.	7.8
Bill Lovelace	G So.	6.2

## 1951-52 13-9, 7-7 SEC/6th

Herb Neff	C Sr.	14.1
Dick Bowers	F Sr.	12.3
Tommy Bartlett	G Sr.	11.9
Hank Bertelkamp	F Jr.	8.5
Bob Parmenter	G So.	8.3

## 1950-51 10-13, 5-9 SEC/10th

Bob Garrison	G So.	13.2
Tommy Bartlett	G Jr.	10.0
Bert Keenan	F Sr.	9.2
Dick Bowers	F Jr.	7.4
Paul Gentry	F So.	6.7

\* SEC Scoring Champion

OUTLOOK

PLAYERS

STAFF

REVIEW

RESULTS

RECORDS

HONORS

POSTSEASON

VOLTMANAC

MEDIA INFO



# YEAR-BY-YEAR TEAM TOTALS

	Record	Pct.	FG-FGA	Pct.	3PT-3PTA	Pct.	FT-FTA	Pct.	Reb	Avg.	PF-D	A	To	Bk	St	Pts	Avg.
<b>2015-16</b>	15-19	.441	890-2116	.421	251-767	.327	523-721	.725	1292	38.0	662-10	458	380	156	180	2554	75.1
Opponents			886-2081	.426	248-726	.342	536-776	.691	1361	40.0	692-14	471	417	120	204	2556	75.2
<b>2014-15</b>	16-16	.500	725-1706	.425	194-586	.331	381-551	.691	1040	32.5	625-19	350	387	108	247	2025	63.3
Opponents			673-1533	.439	244-661	.369	465-667	.697	996	31.1	541-12	448	445	103	166	2055	64.2
<b>2013-14</b>	24-13	.649	927-2048	.453	205-631	.325	613-852	.719	<b>1424</b>	38.5	617-11	472	388	172	192	2672	72.2
Opponents			823-1991	.413	202-556	.345	445-631	.705	1108	29.9	730-14	376	399	134	194	2283	61.7
<b>2012-13</b>	20-13	.606	753-1751	.430	173-548	.316	510-739	.690	1219	36.9	597-14	354	425	130	140	2189	66.3
Opponents			744-1780	.418	158-495	.319	445-612	.727	1039	31.5	650-27	367	368	132	209	2091	63.4
<b>2011-12</b>	19-15	.559	809-1847	.438	229-649	.353	491-699	.702	1244	36.6	628-12	436	466	149	192	2338	68.8
Opponents			785-1905	.412	181-532	.340	465-673	.691	1145	33.7	632-0	372	407	131	244	2216	65.2
<b>2010-11</b>	19-15	.559	837-1941	.431	175-583	.300	527-770	.684	1279	37.6	662-11	443	454	126	250	2376	69.9
Opponents			785-1878	.418	230-692	.332	496-704	.705	1152	33.9	649-18	414	476	140	228	2296	67.5
<b>2009-10</b>	28-9	.757	991-2174	.456	218-681	.320	520-775	.671	1353	36.6	733-9	530	490	136	290	2720	73.5
Opponents			804-2031	.396	230-774	.297	575-827	.695	1311	35.4	704-12	421	599	157	225	2413	65.2
<b>2008-09</b>	21-13	.618	957-2105	.455	229-728	.315	522-772	.676	1316	38.7	647-10	554	452	124	225	2665	78.4
Opponents			864-1950	.443	245-728	.337	492-718	.685	1167	34.3	664-18	459	513	117	204	2465	72.5
<b>2007-08</b>	<b>31-5</b>	<b>.861</b>	1035-2258	.458	312-875	.357	564-856	.659	1358	37.7	<b>749-7</b>	<b>637</b>	474	119	334	<b>2946</b>	81.8
Opponents			876-2039	.430	229-735	.312	538-800	.673	1338	37.2	756-21	482	657	147	208	2519	70.0
<b>2006-07</b>	24-11	.686	981-2189	.448	<b>327-896</b>	.365	542-830	.653	1254	35.8	704-10	546	496	108	<b>336</b>	2831	80.9
Opponents			909-1989	.457	243-699	.348	566-778	.728	1295	37.0	726-22	503	641	148	220	2627	75.1
<b>2005-06</b>	22-8	.733	859-1852	.464	264-683	.387	431-615	.701	1005	33.5	542-5	509	386	98	301	2413	80.4
Opponents			801-1705	.470	209-573	.365	393-574	.685	1088	36.3	546-11	482	545	119	185	2204	73.5
<b>2004-05</b>	14-17	.452	763-1677	.455	222-579	.383	390-566	.689	1014	32.7	552-8	419	432	98	227	2138	69.0
Opponents			774-1696	.456	216-591	.365	371-578	.642	1032	33.3	536-7	460	437	76	218	2135	68.9
<b>2003-04</b>	15-14	.517	702-1592	.441	160-461	.347	499-688	.725	1067	36.8	533-5	434	435	96	173	2063	71.1
Opponents			735-1694	.434	200-574	.348	387-570	.679	978	33.7	595-13	449	384	95	228	2057	70.9
<b>2002-03</b>	17-12	.586	692-1529	.453	181-493	.367	415-573	.724	1036	35.7	513-11	452	442	101	169	1980	68.3
Opponents			676-1605	.421	187-549	.341	383-525	.730	893	30.8	531-9	424	369	83	199	1922	66.3
<b>2001-02</b>	15-16	.484	792-1759	.450	198-574	.345	441-644	.685	1176	37.9	553-11	463	500	113	185	2223	71.7
Opponents			774-1858	.417	232-679	.342	415-597	.695	1073	34.6	615-18	455	412	94	257	2195	70.8
<b>2000-01</b>	22-11	.667	909-1980	.459	257-697	.369	593-872	.680	1301	39.4	712-16	528	528	191	232	2668	80.8
Opponents			876-2107	.416	232-675	.344	512-756	.677	1295	39.2	712-23	460	512	114	257	2496	75.6
<b>1999-00</b>	26-7	.788	909-2019	.450	266-736	.361	545-798	.683	1314	39.8	618-12	481	520	<b>193</b>	290	2629	79.7
Opponents			823-2030	.405	194-608	.319	399-597	.668	1226	37.2	661-17	404	589	106	249	2239	67.8
<b>1998-99</b>	21-9	.700	720-1704	.423	201-606	.332	537-771	.697	1160	38.7	548-9	411	483	190	262	2178	72.6
Opponents			693-1805	.384	175-551	.318	388-570	.681	1147	38.2	623-22	359	510	100	252	2048	65.0
<b>1997-98</b>	20-9	.690	757-1776	.426	207-547	.378	479-745	.643	1128	38.9	584-17	392	453	174	240	2200	75.9
Opponents			727-1790	.406	169-485	.349	425-640	.664	1199	41.4	611-33	391	526	129	228	2048	70.6
<b>1996-97</b>	11-16	.407	517-1316	.393	97-308	.315	414-597	.693	990	36.7	518-6	298	507	116	168	1545	57.2
Opponents			557-1437	.388	142-434	.327	407-587	.693	882	32.7	555-6	289	389	102	226	1663	61.6
<b>1995-96</b>	14-15	.483	615-1428	.431	171-444	.385	412-632	.652	1007	34.7	536-12	384	445	91	143	1813	62.5
Opponents			632-1562	.405	151-427	.354	412-617	.668	975	33.6	598-21	331	364	88	208	1827	63.0
<b>1994-95</b>	11-16	.688	596-1379	.432	114-328	.348	319-470	.679	891	33.0	498-19	397	417	69	164	1625	60.2
Opponents			585-1476	.396	175-512	.342	366-545	.672	951	35.2	482-15	336	374	102	216	1711	63.4
<b>1993-94</b>	5-22	.185	712-1678	.424	149-483	.309	335-477	.702	959	35.5	480-9	421	446	92	226	1908	70.7
Opponents			765-1591	.481	158-437	.362	349-570	.691	1016	37.6	467-10	431	452	86	250	2082	77.1
<b>1992-93</b>	13-17	.351	849-1847	.460	196-501	<b>.391</b>	467-634	.737	1126	37.5	544-12	423	485	101	215	2361	78.7
Opponents			868-1899	.457	207-568	.364	446-629	.709	1092	36.4	556-9	492	439	82	260	2389	79.6
<b>1991-92</b>	19-15	.559	963-2069	.465	179-472	.379	544-785	.693	1200	35.3	720-11	506	491	114	247	2649	77.9
Opponents			932-2021	.461	181-516	.351	572-841	.680	1262	37.1	673-17	481	541	115	262	2617	77.0
<b>1990-91</b>	12-22	.353	981-2036	.482	179-484	.370	547-763	.717	1203	35.4	682-15	497	<b>615</b>	105	256	2688	79.1
Opponents			992-2126	.467	212-555	.382	592-839	.706	1227	36.1	664-12	562	557	115	331	2788	82.0
<b>1989-90</b>	16-14	.533	892-1943	.459	198-570	<b>.391</b>	475-711	.668	1171	39.0	631-12	433	490	73	225	2457	81.9
Opponents			910-1909	.477	183-460	.398	488-702	.695	1159	38.6	620-9	527	476	107	264	2491	83.2
<b>1988-89</b>	19-11	.633	934-1981	.472	217-570	.381	435-679	.641	1181	39.4	614-11	516	502	133	292	2520	84.0
Opponents			899-1864	.482	121-327	.370	487-701	.695	1121	37.4	579-8	479	534	88	253	2406	80.2
<b>1987-88</b>	16-13	.552	791-1734	.456	92-279	.330	449-669	.671	1062	36.6	605-17	426	466	98	246	2123	73.2
Opponents			754-1675	.450	75-238	.315	496-691	.718	1058	36.5	593-18	396	510	76	239	2079	71.7
<b>1986-87</b>	14-15	.483	838-1709	.490	75-193	.389	450-594	.758	1056	36.4	517-16	372	424	105	187	2201	75.9
Opponents			788-1810	.435	84-228	.368	373-528	.706	1011	34.9	558-15	348	425	75	194	2033	70.1
<b>1985-86</b>	12-16	.429	766-1568	.489	--	--	351-479	.733	824	29.4	482-14	334	410	91	192	1883	67.3
Opponents			778-1508	.516	--	--	353-515	.686	887	31.7	449-19	397	462	61	227	1909	68.2
<b>1984-85</b>	22-15	.595	1056-2064	.512	--	--	<b>647-851</b>	.716	1104	29.8	663-14	447	474	90	242	2759	74.6
Opponents			1084-2144	.506	--	--	499-711	.702	1245	33.6	668-31	560	563	117	219	2667	72.1

# YEAR-BY-YEAR TEAM TOTALS


	Record	Pct.	FG-FGA	Pct.	3PT-3PTA	Pct.	FT-FTA	Pct.	Reb	Avg.	PF-D	A	To	Bk	St	Pts	Avg.
<b>1983-84</b>	21-14	.600	893-1827	.489	--	--	514-736	.698	1079	30.8	633-15	448	493	102	228	2300	65.7
Opponents			868-1813	.479	--	--	466-664	.702	1069	30.5	680-29	430	535	90	225	2202	62.9
<b>1982-83</b>	20-12	.625	903-1770	.510	--	--	419-572	.733	965	30.2	578-19	449	467	52	242	2225	69.5
Opponents			855-1687	.507	--	--	392-570	.687	976	30.5	585-21	404	529	81	232	2102	65.7
<b>1981-82</b>	20-10	.667	792-1462	<b>.542</b>	--	--	380-528	.720	770	25.7	528-17	441	431	64	233	1964	65.5
Opponents			757-1435	.528	--	--	346-500	.692	798	26.6	564-25	370	496	78	215	1860	62.0
<b>1980-81</b>	21-8	.724	823-1590	.518	--	--	424-561	.756	889	30.7	551-11	389	388	60	222	2070	71.4
Opponents			764-1508	.507	--	--	343-520	.660	846	29.2	538-18	358	476	60	169	1871	64.5
<b>1979-80</b>	18-11	.621	822-1707	.482	--	--	439-597	.735	1026	35.4	564-19	454	444	83	182	2083	71.8
Opponents			797-1630	.489	--	--	401-591	.679	909	31.3	575-27	416	458	89	192	1995	68.8
<b>1978-79</b>	21-12	.636	1053-2022	.521	--	--	473-669	.707	1165	35.3	720-21	518	545	104	236	2579	78.2
Opponents			940-1901	.494	--	--	524-734	.714	1033	31.3	693-30	417	--	--	--	2404	72.8
<b>1977-78</b>	11-16	.407	874-1810	.483	--	--	370-545	.679	1053	39.0	<b>530-24</b>	424	433	87	128	2118	78.4
Opponents			901-1791	.503	--	--	340-504	.675	1001	37.1	536-22	447	--	--	--	2142	79.3
<b>1976-77</b>	22-6	.786	984-1839	.535	--	--	431-582	.741	1122	40.1	<b>518-24</b>	527	--	--	--	2399	85.7
Opponents			943-1965	.480	--	--	318-482	.660	981	35.0	577-29	473	--	--	--	2204	78.7
<b>1975-76</b>	21-6	.778	878-1722	.510	--	--	460-645	.713	1083	40.1	490-14	421	--	--	--	2216	82.1
Opponents			872-1873	.466	--	--	283-426	.664	1009	37.4	596-30	463	--	--	--	2204	75.1
<b>1974-75</b>	18-8	.692	927-1756	.528	--	--	397-529	.750	1051	40.4	496-22	447	--	--	--	2251	<b>86.6</b>
Opponents			829-1761	.471	--	--	306-437	.700	908	34.9	532-16	382	--	--	--	1964	75.5
<b>1973-74</b>	17-9	.654	762-1617	.471	--	--	357-494	.718	1030	39.6	442-11	335	--	--	--	1881	72.3
Opponents			742-1699	.439	--	--	252-363	.685	1030	39.6	490-17	364	--	--	--	1736	66.8
<b>1972-73</b>	15-9	.625	701-1392	.504	--	--	281-373	.753	768	32.0	396-14	303	--	--	--	1683	70.1
Opponents			699-1453	.481	--	--	237-340	.697	872	36.3	436-5	338	--	--	--	1635	68.1
<b>1971-72</b>	19-6	.760	668-1436	.463	--	--	450-594	.758	1005	40.2	426-14	304	--	--	--	1786	71.4
Opponents			646-1457	.443	--	--	318-517	.615	917	36.7	353-15	368	--	--	--	1610	64.4
<b>1970-71</b>	21-7	.750	801-1743	.459	--	--	538-679	<b>.792</b>	1097	39.1	445-14	309	--	--	--	2140	76.4
Opponents			766-1618	.473	--	--	376-541	.695	1003	35.8	497-13	388	--	--	--	1908	68.1
<b>1969-70</b>	16-9	.640	647-1531	.423	--	--	402-542	.742	955	38.2	386-8	180	--	--	--	1696	67.8
Opponents			630-1456	.432	--	--	348-485	.718	1032	41.3	423-12	276	--	--	--	1608	64.3
<b>1968-69</b>	21-7	.750	727-1568	.463	--	--	438-563	.778	988	35.3	392-3	--	--	--	--	1892	67.6
Opponents			652-1431	.456	--	--	347-492	.705	901	32.2	426-15	--	--	--	--	1651	58.9
<b>1967-68</b>	20-6	.769	690-1493	.462	--	--	430-602	.714	1058	40.7	454-12	--	--	--	--	1810	69.6
Opponents			577-1412	.409	--	--	394-598	.659	956	36.8	446-18	--	--	--	--	1548	59.5
<b>1966-67</b>	21-7	.750	717-1549	.462	--	--	391-534	.732	1014	36.2	417-6	--	--	--	--	1825	65.2
Opponents			569-1318	.431	--	--	373-522	.714	854	30.5	433-3	--	--	--	--	1511	54.0
<b>1965-66</b>	18-8	.692	753-1755	.429	--	--	416-582	.714	1255	48.2	403-3	--	--	--	--	1922	73.9
Opponents			580-1495	.387	--	--	339-503	.673	938	36.1	446-13	--	--	--	--	1499	57.6
<b>1964-65</b>	20-5	.800	677-1543	.438	--	--	453-615	.736	1207	48.3	422-7	--	--	--	--	1807	72.3
Opponents			499-1335	.373	--	--	393-540	.727	790	31.6	454-18	--	--	--	--	1391	55.6
<b>1963-64</b>	16-8	.667	589-1311	.449	--	--	392-546	.718	978	40.8	394-10	--	--	--	--	1570	65.4
Opponents			532-1399	.380	--	--	335-481	.696	839	35.0	402-17	--	--	--	--	1399	58.3
<b>1962-63</b>	13-11	.542	583-1326	.440	--	--	412-560	.736	988	41.2	386-21	--	--	--	--	1578	65.8
Opponents			583-1437	.406	--	--	355-516	.688	913	38.0	443-18	--	--	--	--	1521	63.4
<b>1961-62</b>	4-19	.174	606-1528	.397	--	--	409-602	.679	1102	47.9	<b>453-24</b>	--	--	--	--	1621	70.5
Opponents			716-1646	.434	--	--	433-617	.702	1135	49.3	456-15	--	--	--	--	1865	81.1
<b>1960-61</b>	10-15	.400	656-1633	.402	--	--	388-611	.635	1171	46.8	496-23	--	--	--	--	1700	68.0
Opponents			605-1519	.398	--	--	515-712	.723	1213	48.5	438-21	--	--	--	--	1725	69.0
<b>1959-60</b>	12-11	.522	598-1566	.381	--	--	427-602	.709	1149	49.9	479-21	--	--	--	--	1623	70.6
Opponents			548-1456	.376	--	--	477-689	.692	1097	47.7	425-13	--	--	--	--	1573	68.4
<b>1958-59</b>	14-8	.636	561-1496	.375	--	--	392-598	.652	1076	48.9	411-16	--	--	--	--	1514	68.8
Opponents			531-1341	.396	--	--	385-564	.683	866	39.4	434-21	--	--	--	--	1447	65.7
<b>1957-58</b>	16-7	.696	683-1672	.408	--	--	406-643	.631	1176	<b>51.1</b>	428	--	--	--	--	1772	77.0
Opponents			588-1609	.365	--	--	367-556	.660	867	37.7	463	--	--	--	--	1543	67.1
<b>1956-57</b>	13-9	.591	661-1638	.403	--	--	456-699	.652	1071	48.6	378	--	--	--	--	1778	80.8
Opponents			633-1655	.382	--	--	429-642	.667	943	42.8	423	--	--	--	--	1695	77.1
<b>1955-56</b>	10-14	.417	622-1716	.363	--	--	547-849	.644	1072	44.6	457	--	--	--	--	1791	74.6
Opponents			707-1879	.388	--	--	479-761	.629	1125	46.9	512	--	--	--	--	1893	78.9
<b>1954-55</b>	15-7	.682	668-1681	.397	--	--	466-724	.644	957	43.5	390	--	--	--	--	1802	81.9
Opponents			579-1590	.364	--	--	431-653	.660	815	37.0	429	--	--	--	--	1589	72.2
<b>1953-54</b>	11-12	.478	585-1684	.348	--	--	480-760	.632	923	40.1	418	--	--	--	--	1650	71.8
Opponents			649-1832	.354	--	--	419-648	.642	--	489	--	--	--	--	--	1717	74.7
<b>1952-53</b>	13-8	.619	566-1639	.345	--	--	456-704	.647	882	42.0	--	--	--	--	--	1558	75.6
Opponents			561-1753	.320	--	--	423-669	.632	--	--	--	--	--	--	--	1545	73.6
<b>1951-52</b>	13-9	.591	491-1433	.342	--	--	335-537	.624	--	445	--	--	--	--	--	1320	60.0
<b>1950-51</b>	10-13	.435	535-1808	.295	--	--	359-587	.612	--	446	--	--	--	--	--	1428	62.1

>> **Bold** type indicates school record



OUTLOOK  
PLAYERS  
STAFF  
REVIEW  
RESULTS  
RECORDS  
HONORS  
POSTSEASON  
VOLMANAC  
MEDIA INFO

# 1,000-POINT CLUB



## 1. ALLAN HOUSTON

2,801

#20 • G • 6-6 • 200 • Louisville, Ky. (Ballard HS)

UT's all-time leading scorer with 2,801 points, ranking second in SEC history to Pete Maravich's mark of 3,667 ... Ranks 17th on the NCAA's all-time scoring list ... Finished his career as the SEC's all-time leading 3-point shooter with 346 career treys to rank sixth all-time in NCAA history ... Captured the 1993 SEC scoring title by averaging 22.3 points per game ... Set UT single-season scoring record with 806 points as a sophomore ... MVP of the 1991 SEC Tournament ... Joins Ernie Grunfeld as UT's only four-time first-team All-SEC picks ... First-round draft choice of the Detroit Pistons (11th overall) in 1993 ... Played 12 seasons in the NBA.

Year	GP-GS	Min	Avg	FG-A	Pct	3FG-A	Pct	FT-A	Pct	Rebs	Avg	PF-FO	Ast	TO	Blk	Stl	Pts	Avg
1989-90	30-30	1083	36.1	203-465	.437	83-192	.432	120-149	.805	88	2.9	70-1	127	101	11	36	609	20.3
1990-91	34-34	1212	35.6	265-550	.482	99-231	.429	177-205	.863	104	3.1	68-0	131	128	16	37	806	23.7
1991-92	34-34	1236	36.4	223-492	.453	82-196	.418	189-225	.840	180	5.3	69-1	110	94	15	32	717	21.1
1992-93	30-30	1075	35.8	211-454	.465	82-198	.414	165-188	.878	145	4.8	67-1	92	84	8	28	669	22.3
Totals	128-128	4606	36.0	902-1961	.460	346-817	.424	651-767	.849	517	4.0	274-3	460	407	50	133	2801	21.9



## 2. ERNIE GRUNFELD

2,249

#22 • F • 6-6 • 215 • Forest Hills, N.Y. (Forest Hills HS)

Joined Bernard King to form the "Ernie & Bernie" duo that dominated the SEC during the early 1970s ... Two-time first-team All-American selection ... Earned SEC Player of the Year honors as a senior in 1977 ... Four-time first-team All-SEC pick ... Led the SEC in scoring in 1976 with 25.3 points per game ... Became the first player in UT history to score more than 2,000 career points ... Led the Vols to a 22-6 overall record and the 1976-77 SEC championship ... Won a gold medal as a member of the USA's basketball team at the 1976 Olympics ... The 11th overall pick in the 1977 NBA Draft by the Milwaukee Bucks ... Played nine seasons in the NBA.

Year	GP-GS	Min	Avg	FG-A	Pct	3FG-A	Pct	FT-A	Pct	Rebs	Avg	PF-FO	Ast	TO	Blk	Stl	Pts	Avg
1973-74	26--	--	--	180-363	.496	--	--	93-128	.727	188	7.2	80-2	61	--	--	--	475	17.4
1974-75	20--	--	--	184-401	.459	--	--	107-132	.811	128	6.4	62-2	51	--	--	--	475	23.8
1975-76	27--	--	--	255-485	.526	--	--	173-214	.808	172	6.4	73-1	57	--	--	--	683	25.3
1976-77	28--	--	--	248-463	.536	--	--	142-179	.793	176	6.3	87-5	77	--	--	--	638	22.8
Totals	101--	--	--	867-1712	.506	--	--	515-653	.789	664	6.6	302-10	246	--	--	--	2249	22.3



## 3. TONY WHITE

2,219

#11 • G • 6-2 • 170 • Charlotte, N.C (Independence HS)

Earned third-team All-American honors from the AP and UPI in 1987 ... One of two Vols (Bernard King) to lead the Southeastern Conference in scoring two times ... Named SEC co-Player of the Year by the UPI in 1987 ... Finished his career as the No. 5 all-time scorer in SEC history ... Set a Tennessee single-game scoring record with 51 points against Auburn as a senior ... Led the SEC in free-throw shooting in 1987 with a 90.2 percentage at the line ... Two-time (1986 and 1987) first-team All-SEC selection ... Selected in the second round (33rd overall selection) of the 1987 NBA Draft by the Chicago Bulls.

Year	GP-GS	Min	Avg	FG-A	Pct	3FG-A	Pct	FT-A	Pct	Rebs	Avg	PF-FO	Ast	TO	Blk	Stl	Pts	Avg
1983-84	34-16	796	23.4	117-249	.470	--	--	79-107	.738	43	1.5	72-3	57	54	3	19	453	9.2
1984-85	36-26	1117	31.0	221-432	.512	--	--	131-162	.809	88	2.4	104-4	77	87	1	24	573	15.9
1985-86	28-28	1031	36.8	249-493	.505	--	--	124-142	.873	59	2.1	60-6	66	69	1	25	621	22.2
1986-87	29-29	1090	37.6	259-530	.489	28-68	.412	165-183	.902	59	3.5	75-4	45	69	0	26	711	24.5
Totals	127-99	4034	31.8	846-1704	.496	28-68	.412	499-594	.840	285	2.2	311-14	245	279	5	94	2219	17.5




## 4. CHRIS LOFTON

2,131

#5 • G • 6-2 • 200 • Maysville, Ky. (Mason County HS)

Three-time second-team All-American selection ... Named to the 2008 John R. Wooden Award All-American squad ... 2007 SEC Player of the Year ... Three-time first team All-SEC pick ... Led the SEC in scoring in 2007 with 20.8 points per game ... Finished his career as the SEC's all-time leader and ranked third in NCAA history with 431 career 3-pointers ... Held the top three single-season 3-point marks in school history, and his 118 3-pointers in 2008 are second-most in SEC history ... Led the Vols to a school-record 31 wins, the SEC championship and their second-consecutive NCAA Sweet Sixteen appearance in 2008.

Year	GP-GS	Min	Avg	FG-A	Pct	3FG-A	Pct	FT-A	Pct	Rebs	Avg	PF-FO	Ast	TO	Blk	Stl	Pts	Avg
2004-05	31-31	914	29.5	141-293	.481	93-200	.465	35-41	.854	111	3.6	36-0	46	32	2	40	410	13.2
2005-06	30-30	957	31.0	174-373	.466	114-261	.437	55-60	.917	106	3.5	55-0	56	36	3	60	517	17.2
2006-07	31-31	917	29.6	205-428	.479	106-253	.419	129-159	.811	95	3.1	49-1	54	51	4	45	645	20.8
2007-08	36-36	1071	29.8	170-426	.399	118-307	.384	101-120	.842	115	3.2	56-0	64	49	3	48	559	15.5
Totals	128-128	3859	30.1	609-1520	.454	431-1021	.422	320-380	.842	427	3.3	196-1	220	168	12	193	2131	16.6



## 5. REGGIE JOHNSON

2,103

#32 • F • 6-9 • 210 • Ellenwood, Ga. (Cedar Grove HS)

A two-time first-team All-American selection ... Earned All-American honors as a junior and senior ... Three-time first-team All-Southeastern Conference selection ... Led the SEC with a 64.5 field-goal percentage as a freshman in 1977 ... Selected as the team MVP three times (1978, 1979 and 1980) ... Became just the second player in school history to score 2,000 career points ... Helped lead the Vols to a 22-6 overall record and the 1977 Southeastern Conference championship ... First-round draft pick (15th overall) by the San Antonio Spurs in the 1980 NBA Draft ... Played seven seasons in the NBA.

Year	GP-GS	Min	Avg	FG-A	Pct	3FG-A	Pct	FT-A	Pct	Rebs	Avg	PF-FO	Ast	TO	Blk	Stl	Pts	Avg
1976-77	28--	--	--	131-203	.645	--	--	46-61	.754	227	8.1	105-6	17	--	--	--	308	11.0
1977-78	27--	--	--	229-409	.560	--	--	115-166	.693	258	9.6	97-6	36	80	49	12	573	21.2
1978-79	33--	1054	31.9	286-487	.587	--	--	126-170	.741	255	7.7	124-5	28	75	41	25	698	21.2
1979-80	27-27	850	31.5	218-390	.559	--	--	88-116	.759	180	6.7	85-5	29	58	29	23	524	19.4
Totals	115-27	1904	--	864-1489	.580	--	--	375-513	.731	920	8.0	411-22	110	213	119	60	2103	18.3

**6. DALE ELLIS**

**2,065**

**#14 • F • 6-7 • 205 • Marietta, Ga. (Marietta HS)**

Year	GP-GS	Min	Avg	FG-A	Pct	3FG-A	Pct	FT-A	Pct	Rebs	Avg	PF-FO	Ast	TO	Blk	Stl	Pts	Avg
1979-80	27-6	573	21.2	81-182	.445	--	--	31-40	.775	96	3.6	44-1	34	34	13	21	193	7.1
1980-81	29-28	1057	36.4	215-360	.597	--	--	83-111	.748	185	6.4	84-2	21	54	11	34	513	17.7
1981-82	30-30	1134	37.8	257-393	.654	--	--	121-152	.796	189	6.3	91-5	22	90	4	47	635	21.2
1982-83	32-32	1179	36.8	279-464	.601	--	--	166-221	.751	209	6.5	102-4	32	74	4	52	724	22.6
Totals	118-96	3943	33.4	832-1399	.595	--	--	401-524	.765	679	5.8	321-12	109	252	32	154	2065	17.5



**7. BERNARD KING**

**1,962**

**#53 • F • 6-7 • 205 • Brooklyn, N.Y. (Fort Hamilton HS)**

Year	GP-GS	Min	Avg	FG-A	Pct	3FG-A	Pct	FT-A	Pct	Rebs	Avg	PF-FO	Ast	TO	Blk	Stl	Pts	Avg
1974-75	25--	--	--	273-439	.622	--	--	115-147	.782	308	12.3	97-7	39	--	--	--	661	26.4
1975-76	25--	--	--	260-454	.573	--	--	109-163	.669	325	13.0	87-4	40	--	--	--	629	25.2
1976-77	26--	--	--	278-481	.578	--	--	116-163	.712	371	14.3	95-3	82	--	--	--	672	25.8
Totals	76--	--	--	811-1374	.590	--	--	340-473	.719	1004	13.2	279-14	161	--	--	--	1962	25.8



**8. DYRON NIX**

**1,877**

**#31 • F • 6-7 • 210 • Ft. Walton Beach, Fla. (Ft. Walton HS)**

Year	GP-GS	Min	Avg	FG-A	Pct	3FG-A	Pct	FT-A	Pct	Rebs	Avg	PF-FO	Ast	TO	Blk	Stl	Pts	Avg
1985-86	25-13	585	23.4	71-150	.473	--	--	34-51	.667	108	4.3	70-3	13	37	18	16	176	7.0
1986-87	29-29	1039	35.8	153-283	.541	0-2	0.000	102-161	.634	294	10.1	92-5	15	70	53	37	408	14.1
1987-88	29-29	1039	35.8	235-460	.511	1-7	.143	173-227	.762	261	9.0	74-1	16	80	31	34	644	22.2
1988-89	30-26	1078	35.9	254-492	.516	38-103	.369	103-144	.715	281	9.4	69-1	57	81	40	51	649	21.6
Totals	113-97	3741	33.1	713-1385	.515	39-112	.348	412-583	.707	944	8.4	305-10	101	268	142	138	1877	16.6



**9. VINCENT YARBROUGH**

**1,737**

**#1 • F • 6-7 • 210 • Cleveland, Tenn. (Cleveland HS)**

Year	GP-GS	Min	Avg	FG-A	Pct	3FG-A	Pct	FT-A	Pct	Rebs	Avg	PF-FO	Ast	TO	Blk	Stl	Pts	Avg
1998-99	30-28	705	23.5	83-199	.417	23-84	.274	40-57	.702	156	5.2	54-1	42	48	29	43	229	7.6
1999-00	33-33	1010	30.6	172-368	.467	53-148	.358	92-125	.736	228	6.9	60-0	81	68	33	55	489	14.8
2000-01	33-33	1047	31.7	164-370	.443	43-127	.339	88-138	.638	244	7.4	66-0	83	74	44	55	459	13.9
2001-02	31-31	1097	35.4	194-457	.425	60-167	.359	112-163	.687	234	7.5	60-0	87	93	25	58	560	18.1
Totals	127-125	3859	30.4	613-1394	.440	179-526	.340	332-483	.687	862	6.8	240-1	293	283	131	211	1737	13.7



**10. CARL WIDSETH**

**1,683**

**#21 • C • 6-3 • 180 • Minneapolis, Minn. (Davenport HS)**

Year	GP-GS	Min	Avg	FG-A	Pct	3FG-A	Pct	FT-A	Pct	Rebs	Avg	PF-FO	Ast	TO	Blk	Stl	Pts	Avg
1952-53	21--	--	--	111-257	.432	--	--	100-144	.694	165	7.9	--	--	--	--	--	322	15.3
1953-54	22--	--	--	135-336	.402	--	--	152-225	.676	244	11.1	58--	--	--	--	--	422	19.2
1954-55	21--	--	--	135-316	.427	--	--	147-191	.770	236	11.2	35--	--	--	--	--	417	19.9
1955-56	24--	--	--	150-353	.425	--	--	222-288	.771	292	12.2	57--	--	--	--	--	512	21.8
Totals	88--	--	--	531-1262	.421	--	--	621-848	.732	937	10.6	150--	--	--	--	--	1683	19.1




**11. BRANDON WHARTON**

**1,651**

**#15 • G • 6-3 • 190 • Nashville, Tenn. (Overton HS)**

Year	GP-GS	Min	Avg	FG-A	Pct	3FG-A	Pct	FT-A	Pct	Rebs	Avg	PF-FO	Ast	TO	Blk	Stl	Pts	Avg
1995-96	29-29	1017	35.1	112-298	.376	56-141	.397	86-115	.748	100	3.4	68-0	82	93	6	23	366	12.6
1996-97	27-26	962	35.6	153-371	.412	58-135	.430	90-113	.796	108	4.0	66-1	53	87	13	38	454	16.8
1997-98	29-28	977	33.7	143-365	.392	63-147	.429	92-127	.724	107	3.7	68-0	87	61	6	42	441	15.2
1998-99	30-30	948	31.6	132-332	.398	54-155	.348	72-95	.758	77	2.6	66-1	93	75	10	47	390	13.0
Totals	115-113	3904	33.9	540-1366	.395	231-578	.400	340-450	.756	392	3.4	268-2	315	316	35	150	1651	14.4



**12. WAYNE CHISM**

**1,608**

**#4 • F/C • 6-9 • 242 • Jackson, Tenn. (Bolivar Central HS)**

Year	GP-GS	Min	Avg	FG-A	Pct	3FG-A	Pct	FT-A	Pct	Rebs	Avg	PF-FO	Ast	TO	Blk	Stl	Pts	Avg
2006-07	35-18	678	19.4	115-261	.441	26-79	.329	61-104	.587	183	5.2	102-3	32	45	21	21	317	9.1
2007-08	36-34	826	22.9	139-296	.470	29-90	.322	50-90	.556	208	5.8	108-2	41	41	49	33	357	9.9
2008-09	34-31	873	25.7	165-354	.466	41-128	.320	96-134	.716	273	8.0	98-4	42	69	34	26	467	13.7
2009-10	37-36	998	27.0	169-363	.466	35-108	.324	94-124	.758	266	7.2	102-1	40	60	48	41	467	12.6
Totals	142-119	3375	23.8	588-1274	.462	131-405	.323	301-452	.666	930	6.5	410-10	155	215	152	121	1608	11.3



**13. MICHAEL BROOKS**

**1,600**

**#21 • G • 6-2 • 170 • Memphis, Tenn. (Melrose HS)**

Year	GP-GS	Min	Avg	FG-A	Pct	3FG-A	Pct	FT-A	Pct	Rebs	Avg	PF-FO	Ast	TO	Blk	Stl	Pts	Avg
1980-81	29-0	646	22.3	74-153	.484	--	--	33-46	.717	38	1.3	34-0	90	40	2	25	181	6.2
1981-82	29-25	926	31.9	134-286	.469	--	--	69-81	.852	41	1.4	41-1	96	71	2	33	337	11.6
1982-83	32-32	1131	35.3	198-389	.509	--	--	56-68	.824	51	1.6	51-1	79	83	1	24	452	14.1
1984-85	37-37	1292	34.9	242-472	.515	--	--	146-164	.890	67	1.8	82-0	132	90	4	40	630	17.0
Totals	127-94	3995	31.5	648-1300	.498	--	--	304-359	.847	197	1.6	208-2	397	284	3	122	1600	12.6



**14. TONY HARRIS**

**1,588**

**#14 • G • 6-0 • 165 • Memphis, Tenn. (East HS)**

Year	GP-GS	Min	Avg	FG-A	Pct	3FG-A	Pct	FT-A	Pct	Rebs	Avg	PF-FO	Ast	TO	Blk	Stl	Pts	Avg
1997-98	27-26	842	31.2	123-336	.366	48-149	.322	90-125	.720	72	2.7	70-3	113	79	2	36	384	14.2
1998-99	30-29	965	32.2	113-303	.373	64-164	.390	81-102	.794	80	2.7	67-0	143	106	2	31	371	12.4
1999-00	33-33	997	30.2	149-365	.408	73-193	.378	110-148	.743	73	2.2	78-1	134	86	0	46	481	14.6
2000-01	31-31	885	28.5	97-271	.358	55-159	.346	103-133	.773	63	2.0	80-4	119	81	1	32	352	11.4
Totals	121-119	3689	30.5	482-1275	.378	240-665	.361	384-508	.756	288	2.4	295-8	509	352	5	145	1588	13.1



OUTLOOK

PLAYERS

STAFF

REVIEW

RESULTS

RECORDS

HONORS

POSTSEASON

VOLTMANAC

MEDIA INFO







**15. RON SLAY**

**1,569**

**#35 • F • 6-8 • 240 • Nashville, Tenn. (Pearl-Cohn HS/Oak Hill Academy)**

Year	GP-GS	Min	Avg	FG-A	Pct	3FG-A	Pct	FT-A	Pct	Rebs	Avg	PF-FO	Ast	TO	Blk	Stl	Pts	Avg
1999-00	33-1	572	17.3	117-229	.511	11-27	.407	75-94	.798	146	4.4	69-3	17	47	7	17	320	9.1
2000-01	33-7	749	22.7	145-289	.502	16-45	.356	120-171	.702	176	5.3	98-3	33	65	9	11	426	12.9
2001-02	14-11	342	24.4	70-143	.490	11-32	.344	56-74	.757	91	6.5	38-1	29	42	0	4	207	14.8
2002-03	29-29	991	34.2	211-434	.486	43-115	.374	151-193	.782	226	7.8	86-3	61	108	4	21	616	21.2
Totals	109-48	2654	24.3	543-1095	.496	81-219	.370	402-532	.756	639	5.9	291-10	140	262	20	53	1569	14.4



**16. JORDAN MCRAE**

**1,521**

**#52 • G • 6-6 • 185 • Midway, Ga. (Liberty County HS)**

Year	GP-GS	Min	Avg	FG-A	Pct	3FG-A	Pct	FT-A	Pct	Rebs	Avg	PF-FO	Ast	TO	Blk	Stl	Pts	Avg
2010-11	10-0	53	5.3	6-19	.316	1-9	.111	5-11	.455	8	0.8	5-0	0	5	4	2	18	1.8
2011-12	34-15	738	21.7	97-257	.377	39-119	.328	60-79	.759	99	2.9	58-2	52	50	26	20	293	8.6
2012-13	33-22	1108	33.6	170-402	.423	60-169	.355	118-153	.771	136	4.1	77-4	66	93	29	26	518	15.7
2013-14	37-37	1191	32.2	223-512	.436	79-225	.351	167-212	.788	128	3.5	78-1	91	77	38	25	692	18.7
TOTAL	114-74	3090	27.1	496-1190	.417	179-522	.343	350-455	.769	371	3.3	218-7	209	225	97	73	1521	13.3



**17. RON WIDBY**

**1,432**

**#53 • F • 6-4 • 209 • Knoxville, Tenn. (Fulton HS)**

Year	GP-GS	Min	Avg	FG-A	Pct	3FG-A	Pct	FT-A	Pct	Rebs	Avg	PF-FO	Ast	TO	Blk	Stl	Pts	Avg
1964-65	25--	--	--	162-356	.455	--	--	38-49	.776	207	8.3	66-0	--	--	--	--	362	14.5
1965-66	26--	--	--	193-463	.417	--	--	65-83	.783	209	8.0	54-0	--	--	--	--	451	17.3
1966-67	28--	--	--	257-537	.479	--	--	105-127	.827	244	8.7	76-0	--	--	--	--	619	22.1
Totals	79--	--	--	612-1356	.451	--	--	208-259	.803	660	8.4	196-0	--	--	--	--	1432	18.1




**18. C.J. WATSON**

**1,424**

**#32 • G • 6-2 • 176 • Las Vegas, Nev. (Bishop Gorman HS)**

Year	GP-GS	Min	Avg	FG-A	Pct	3FG-A	Pct	FT-A	Pct	Rebs	Avg	PF-FO	Ast	TO	Blk	Stl	Pts	Avg
2002-03	29-28	1038	35.8	80-188	.426	24-66	.364	79-121	.653	121	4.2	57-0	160	85	6	35	263	9.1
2003-04	29-29	982	33.9	104-249	.418	44-107	.411	82-103	.796	123	4.2	55-2	145	73	3	46	334	11.5
2004-05	31-31	1082	34.9	109-266	.410	48-128	.375	103-136	.757	101	3.3	71-0	155	96	1	58	369	11.9
2005-06	30-30	956	31.9	136-291	.467	49-116	.422	137-156	.878	93	3.1	77-2	117	63	4	59	458	15.3
Totals	119-118	4058	34.1	429-994	.432	165-417	.396	401-516	.777	438	3.7	260-4	577	317	14	198	1424	12.0



**19. STEVE HAMER**

**1,418**

**#21 • C • 7-0 • 245 • Grand Junction, Tenn. (Middleton HS)**

Year	GP-GS	Min	Avg	FG-A	Pct	3FG-A	Pct	FT-A	Pct	Rebs	Avg	PF-FO	Ast	TO	Blk	Stl	Pts	Avg
1992-93	26-19	553	21.3	74-136	.544	0-0	.000	33-52	.635	119	4.6	65-2	7	25	24	8	181	7.0
1993-94	24-19	620	25.8	119-206	.578	3-13	.000	93-116	.802	139	5.8	59-2	20	43	24	12	334	13.9
1994-95	25-24	773	30.9	138-261	.529	0-0	.000	98-153	.641	220	8.8	66-2	14	65	35	6	374	15.0
1995-96	29-29	956	33.0	187-325	.575	0-0	.000	155-252	.615	272	9.4	84-3	30	84	39	11	529	18.2
Totals	104-91	2902	27.9	518-928	.558	3-13	.000	379-573	.661	750	7.2	274-9	71	217	122	37	1418	13.6



**20. JIMMY ENGLAND**

**1,407**

**#22 • G • 6-1 • 170 • Knoxville, Tenn. (Holston HS)**

Year	GP-GS	Min	Avg	FG-A	Pct	3FG-A	Pct	FT-A	Pct	Rebs	Avg	PF-FO	Ast	TO	Blk	Stl	Pts	Avg
1968-69	28--	--	--	150-321	.467	--	--	45-51	.882	77	2.8	59-0	28	--	--	--	345	12.3
1969-70	25--	--	--	177-439	.403	--	--	131-146	.897	121	4.8	55-0	63	--	--	--	485	19.4
1970-71	28--	--	--	217-449	.483	--	--	143-165	.867	111	4.0	62-0	146	--	--	--	577	20.6
Totals	81--	--	--	544-1209	.450	--	--	319-362	.881	309	3.8	176-0	237	--	--	--	1407	17.4



**21. JaJUAN SMITH**

**1,384**

**#2 • G • 6-2 • 195 • Cleveland, Tenn. (McMinn County HS)**

Year	GP-GS	Min	Avg	FG-A	Pct	3FG-A	Pct	FT-A	Pct	Rebs	Avg	PF-FO	Ast	TO	Blk	Stl	Pts	Avg
2004-05	25-0	200	8.0	17-54	.315	10-34	.294	4-9	.444	20	0.8	15-0	11	10	1	9	48	1.9
2005-06	30-0	720	24.0	95-239	.397	61-162	.377	33-58	.569	92	3.1	57-0	57	40	3	40	284	9.5
2006-07	35-35	1012	28.9	183-402	.455	89-242	.368	78-107	.729	159	4.5	90-2	46	63	8	73	533	15.2
2007-08	36-36	992	27.6	174-377	.462	93-243	.383	78-102	.765	134	3.7	88-2	61	61	1	61	519	14.4
Totals	126-71	2924	23.2	469-1072	.438	253-681	.372	193-276	.699	405	3.2	250-4	195	174	13	183	1384	11.0



**22. MIKE EDWARDS**

**1,343**

**#25 • G • 6-2 • 180 • Greenfield, Ind. (Greenfield HS)**

Year	GP-GS	Min	Avg	FG-A	Pct	3FG-A	Pct	FT-A	Pct	Rebs	Avg	PF-FO	Ast	TO	Blk	Stl	Pts	Avg
1970-71	28--	--	--	205-460	.446	--	--	67-87	.770	115	4.1	67-1	23	--	--	--	477	17.0
1971-72	25--	--	--	191-458	.417	--	--	103-119	.866	96	3.8	71-1	21	--	--	--	485	19.4
1972-73	24--	--	--	176-347	.507	--	--	29-38	.763	65	2.7	56-2	28	--	--	--	381	15.9
Totals	77--	--	--	572-1265	.452	--	--	199-244	.816	276	3.6	194-4	72	--	--	--	1343	17.4



**23. HERMAN THOMPSON**

**1,319**

**#15 • G • 5-11 • 160 • Alcoa, Tenn. (Alcoa HS)**

Year	GP-GS	Min	Avg	FG-A	Pct	3FG-A	Pct	FT-A	Pct	Rebs	Avg	PF-FO	Ast	TO	Blk	Stl	Pts	Avg
1953-54	22--	--	--	62-178	.348	--	--	32-56	.571	73	3.3	50--	--	--	--	--	156	7.1
1954-55	22--	--	--	122-298	.409	--	--	66-97	.680	106	4.8	67--	--	--	--	--	310	14.1
1955-56	24--	--	--	159-414	.384	--	--	115-175	.657	120	5.0	62--	--	--	--	--	433	18.0
1956-57	22--	--	--	152-388	.392	--	--	116-155	.748	95	4.3	56--	--	--	--	--	420	19.1
Totals	90--	--	--	495-1278	.387	--	--	329-483	.681	394	4.4	235--	--	--	--	--	1319	14.7

**24. SCOTTY HOPSON**

**1,305**

**#32 • G • 6-7 • 200 • Hopkinsville, Ky. (University Heights HS)**

Year	GP-GS	Min	Avg	FG-A	Pct	3FG-A	Pct	FT-A	Pct	Rebs	Avg	PF-FO	Ast	TO	Blk	Stl	Pts	Avg
2008-09	34-30	796	23.4	113-264	.428	46-129	.357	40-64	.625	93	3.1	50-0	49	50	9	21	312	9.2
2009-10	37-36	1024	27.7	174-391	.445	52-156	.333	50-85	.588	124	3.4	55-1	44	78	7	36	450	12.2
2010-11	32-32	937	29.3	188-416	.452	53-141	.376	114-155	.735	107	3.3	61-1	41	89	5	26	543	17.0
Totals	103-98	2757	26.8	475-1071	.444	151-426	.354	204-304	.671	324	3.1	168-2	134	217	21	83	1305	12.7



**25. ISIAH VICTOR**

**1,304**

**#44 • F • 6-9 • 220 • Hopkinsville, Ky. (University Heights HS)**

Year	GP-GS	Min	Avg	FG-A	Pct	3FG-A	Pct	FT-A	Pct	Rebs	Avg	PF-FO	Ast	TO	Blk	Stl	Pts	Avg
1997-98	29-7	599	20.7	78-154	.506	2-6	.333	65-113	.575	159	5.5	75-1	20	61	30	27	223	7.7
1998-99	30-9	719	24.0	126-214	.589	3-10	.300	84-141	.596	219	7.3	78-2	23	66	36	25	339	11.3
1999-00	33-33	670	20.3	112-223	.502	6-19	.316	89-136	.654	202	6.1	74-2	24	82	40	33	319	9.7
2000-01	33-32	869	26.3	153-282	.545	4-15	.267	113-182	.621	219	6.6	81-1	30	74	34	19	423	12.8
Totals	125-81	2857	22.9	469-873	.537	15-50	.300	351-572	.614	799	6.4	308-6	97	283	140	104	1304	10.4



**26. BRANDON CRUMP**

**1,267**

**#4 • F • 6-10 • 250 • Houston, Texas (Klein HS)**

Year	GP-GS	Min	Avg	FG-A	Pct	3FG-A	Pct	FT-A	Pct	Rebs	Avg	PF-FO	Ast	TO	Blk	Stl	Pts	Avg
2001-02	30-19	648	21.6	85-143	.594	1-2	.500	43-78	.551	126	4.2	80-0	28	34	17	13	214	7.1
2002-03	29-27	781	26.9	127-225	.564	0-0	.000	64-85	.753	171	5.9	76-1	33	66	30	22	318	11.0
2003-04	29-29	909	31.3	158-279	.566	8-25	.320	105-155	.677	198	6.8	73-3	35	60	37	23	429	14.8
2004-05	27-25	712	26.4	124-224	.554	10-19	.526	48-75	.640	157	5.8	75-2	22	55	23	18	306	11.3
Totals	115-100	3050	26.5	494-871	.567	19-46	.413	260-393	.662	652	5.7	304-7	118	215	107	76	1267	11.0



**27. C.J. BLACK**

**1,261**

**#43 • F • 6-8 • 255 • Chattanooga, Tenn. (Brainerd HS)**

Year	GP-GS	Min	Avg	FG-A	Pct	3FG-A	Pct	FT-A	Pct	Rebs	Avg	PF-FO	Ast	TO	Blk	Stl	Pts	Avg
1996-97	27-20	689	25.5	98-190	.516	1-4	.250	117-153	.765	169	6.3	66-0	7	88	38	13	314	11.6
1997-98	29-28	829	28.6	126-243	.519	10-24	.417	103-139	.741	198	6.8	94-1	17	69	73	32	365	12.6
1998-99	30-27	720	24.0	89-201	.443	8-27	.296	97-121	.802	166	5.5	69-2	23	49	46	31	283	9.4
1999-00	32-32	784	24.5	100-193	.518	13-33	.394	86-119	.723	170	5.3	83-3	25	53	55	26	299	9.3
Totals	118-107	3022	25.6	413-827	.499	32-88	.364	403-532	.758	703	6.0	312-6	72	259	212	102	1261	10.7



**28. JOSH RICHARDSON**

**1,252**

**#1 • G • 6-6 • 200 • Edmond, Okla. (Santa Fe HS)**

Year	GP-GS	Min	Avg	FG-A	Pct	3FG-A	Pct	FT-A	Pct	Rebs	Avg	PF-FO	Ast	TO	Blk	Stl	Pts	Avg
2011-12	34-9	543	16.0	36-102	.353	9-38	.237	16-25	.640	47	1.4	61-0	24	32	19	18	97	2.9
2012-13	33-33	1013	30.7	99-211	.469	9-42	.214	54-78	.692	143	4.3	82-0	51	55	23	53	261	7.9
2013-14	37-36	1122	30.3	139-293	.474	34-100	.340	69-87	.793	106	2.9	79-0	56	37	30	27	381	10.3
2014-15	32-32	1162	36.3	184-399	.461	46-128	.359	99-124	.798	143	4.5	71-4	115	85	16	67	513	16.0
Totals	136-110	3840	28.2	458-1005	.456	98-308	.318	238-314	.758	439	3.2	301-4	246	209	88	147	1252	9.2



**29. MIKE JACKSON**

**1,243**

**#25 • G • 6-3 • 190 • Nashville, Tenn. (Stratford HS)**

Year	GP-GS	Min	Avg	FG-A	Pct	3FG-A	Pct	FT-A	Pct	Rebs	Avg	PF-FO	Ast	TO	Blk	Stl	Pts	Avg
1973-74	6--	--	--	6-18	.333	--	--	3-6	.500	7	1.2	7-0	0	--	--	--	15	2.5
1974-75	26--	--	--	139-273	.509	--	--	69-84	.821	98	3.8	76-2	42	--	--	--	347	13.3
1975-76	27--	--	--	174-360	.483	--	--	102-132	.773	126	4.7	92-6	62	--	--	--	450	16.7
1976-77	28--	--	--	179-383	.467	--	--	73-86	.849	90	3.2	96-8	81	--	--	--	431	15.4
Totals	87--	--	--	498-1034	.482	--	--	247-308	.802	321	3.7	271-16	185	--	--	--	1243	14.3



**30. BILL JUSTUS**

**1,236**

**#42 • G • 6-1 • 175 • Knoxville, Tenn. (Fulton HS)**

Year	GP-GS	Min	Avg	FG-A	Pct	3FG-A	Pct	FT-A	Pct	Rebs	Avg	PF-FO	Ast	TO	Blk	Stl	Pts	Avg
1966-67	28--	--	--	113-242	.467	--	--	88-109	.807	129	4.6	49-0	--	--	--	--	314	11.2
1967-68	26--	--	--	175-384	.456	--	--	117-142	.824	129	5.0	49-0	--	--	--	--	467	18.0
1968-69	28--	--	--	161-389	.414	--	--	133-147	.905	160	5.7	59-1	49	--	--	--	455	16.3
Totals	82--	--	--	449-1015	.442	--	--	338-398	.849	418	5.1	157-1	49	--	--	--	1236	15.1



**31. A.W. DAVIS**

**1,225**

**#20 • F • 6-7 • 185 • Rutledge, Tenn. (Rutledge HS)**

Year	GP-GS	Min	Avg	FG-A	Pct	3FG-A	Pct	FT-A	Pct	Rebs	Avg	PF-FO	Ast	TO	Blk	Stl	Pts	Avg
1962-63	24--	--	--	136-288	.472	--	--	85-114	.746	196	8.2	51-4	--	--	--	--	357	14.9
1963-64	23--	--	--	141-296	.476	--	--	116-144	.806	181	7.9	58-1	--	--	--	--	398	17.3
1964-65	24--	--	--	170-391	.435	--	--	130-153	.850	197	8.2	65-3	--	--	--	--	470	19.6
Totals	71--	--	--	447-975	.458	--	--	331-411	.805	574	8.1	174-8	--	--	--	--	1225	17.3



**32. TYLER SMITH**

**1,219**

**#1 • F • 6-7 • 215 • Pulaski, Tenn. (Giles County HS/Hargrave Military Academy/University of Iowa)**

Year	GP-GS	Min	Avg	FG-A	Pct	3FG-A	Pct	FT-A	Pct	Rebs	Avg	PF-FO	Ast	TO	Blk	Stl	Pts	Avg
2007-08	36-35	1017	28.3	181-338	.536	14-37	.378	113-160	.706	242	6.7	92-1	122	79	20	50	489	13.6
2008-09	34-34	1107	32.6	196-446	.439	28-96	.292	170-222	.766	196	5.8	72-0	114	70	7	25	599	17.6
2009-10	12-12	321	26.8	47-82	.573	0-3	.000	46-66	.697	56	4.7	24-1	44	16	3	17	140	11.7
Totals	82-81	2445	29.8	424-866	.490	42-136	.309	329-448	.734	494	6.0	188-2	280	165	30	92	1219	14.9



OUTLOOK

PLAYERS

STAFF

REVIEW

RESULTS

RECORDS

HONORS

POSTSEASON

VOLMANAC

MEDIA INFO





**33. ED WIENER**

**1,212**

#19 • F • 6-3 • 185 • Brooklyn, N.Y. (Erasmus Hall HS)

Year	GP-GS	Min	Avg	FG-A	Pct	3FG-A	Pct	FT-A	Pct	Rebs	Avg	PF-FO	Ast	TO	Blk	Stl	Pts	Avg
1951-52	8--	--	--	1-8	.125	--	--	1-4	.250	--	--	6--	--	--	--	--	3	0.4
1952-53	21--	--	--	133-366	.363	--	--	95-158	.601	202	9.6	--	--	--	--	--	361	17.2
1953-54	22--	--	--	154-410	.376	--	--	106-145	.731	180	8.2	45--	--	--	--	--	414	18.8
1954-55	22--	--	--	165-395	.418	--	--	104-158	.658	156	7.1	47--	--	--	--	--	434	19.7
Totals	73--	--	--	453-1179	.384	--	--	306-465	.658	538	--	98--	--	--	--	--	1212	16.6



**34. LEN KOSMALSKI**

**1,202**

#55 • C • 7-0 • 245 • Maple Heights, Ohio (Maple Heights HS)

Year	GP-GS	Min	Avg	FG-A	Pct	3FG-A	Pct	FT-A	Pct	Rebs	Avg	PF-FO	Ast	TO	Blk	Stl	Pts	Avg
1971-72	25--	--	--	191-365	.523	--	--	106-140	.757	210	8.4	74-3	10	--	--	--	488	19.5
1972-73	17--	--	--	119-238	.500	--	--	51-70	.729	110	6.5	32-0	8	--	--	--	289	17.0
1973-74	26--	--	--	176-324	.543	--	--	73-109	.670	254	9.8	76-3	14	--	--	--	425	16.3
Totals	68--	--	--	486-927	.524	--	--	230-319	.721	574	8.4	182-6	32	--	--	--	1202	17.7



**35. HOWARD WOOD**

**1,201**

#44 • C • 6-7 • 235 • East Hampton, N.Y. (East Hampton HS)

Year	GP-GS	Min	Avg	FG-A	Pct	3FG-A	Pct	FT-A	Pct	Rebs	Avg	PF-FO	Ast	TO	Blk	Stl	Pts	Avg
1977-78	24--	--	--	48-93	.516	--	--	26-38	.684	101	4.2	37-1	7	17	3	6	122	5.1
1978-79	33--	620	18.8	114-230	.496	--	--	56-73	.767	144	4.4	68-0	15	49	8	16	284	8.6
1979-80	29-2	646	22.3	141-280	.504	--	--	97-113	.858	151	5.2	67-0	12	37	11	23	379	13.1
1980-81	29-29	985	34.0	150-287	.523	--	--	116-144	.805	199	6.9	85-1	40	75	18	33	416	14.3
Totals	115-31	--	--	453-890	.509	--	--	295-368	.801	595	5.2	257-2	74	178	40	78	1201	10.4



**36. GARY CARTER**

**1,199**

#30 • G • 6-3 • 190 • Johnson City, Tenn. (Science Hill HS)

Year	GP-GS	Min	Avg	FG-A	Pct	3FG-A	Pct	FT-A	Pct	Rebs	Avg	PF-FO	Ast	TO	Blk	Stl	Pts	Avg
1978-79	33--	1137	34.5	145-283	.512	--	--	69-98	.704	161	4.9	82-3	94	96	4	47	359	10.9
1979-80	29-28	1015	35.0	109-263	.414	--	--	65-80	.813	133	4.6	59-1	87	76	4	32	283	9.8
1980-81	29-29	1082	37.3	174-313	.556	--	--	88-108	.815	112	3.9	79-2	68	59	3	43	436	15.0
1981-82	6-6	228	38.0	46-77	.597	--	--	29-33	.879	18	3.0	15-1	17	21	2	10	121	20.2
Totals	97-63	3462	35.7	474-936	.506	--	--	251-319	.787	424	4.4	235-7	266	252	13	132	1199	12.4



**37. GREG BELL**

**1,198**

#23 • G • 6-3 • 185 • London, W.Va. (DuPont HS)

Year	GP-GS	Min	Avg	FG-A	Pct	3FG-A	Pct	FT-A	Pct	Rebs	Avg	PF-FO	Ast	TO	Blk	Stl	Pts	Avg
1987-88	26-14	606	23.3	93-225	.413	39-98	.398	53-78	.679	66	2.5	74-0	43	57	4	26	278	10.7
1988-89	30-3	696	23.2	114-271	.421	62-155	.400	60-91	.659	64	2.1	72-4	56	61	5	22	350	11.7
1989-90	30-30	942	31.4	161-368	.438	66-153	.431	111-162	.685	96	3.2	99-3	65	88	4	36	499	16.6
1990-91	12-0	200	16.7	25-79	.316	4-23	.174	17-27	.630	21	1.8	22-0	14	29	1	9	71	5.9
Totals	98-47	2444	24.9	393-943	.417	171-429	.399	241-358	.673	247	2.5	267-7	178	235	14	93	1198	12.2



**38. DON JOHNSON**

**1,196**

#52 • F • 6-5 • 210 • Benson, Ill. (Roanoke-Benson HS)

Year	GP-GS	Min	Avg	FG-A	Pct	3FG-A	Pct	FT-A	Pct	Rebs	Avg	PF-FO	Ast	TO	Blk	Stl	Pts	Avg
1968-69	28--	--	--	133-295	.451	--	--	56-79	.709	227	8.1	63-0	14	--	--	--	322	11.5
1969-70	25--	--	--	145-346	.419	--	--	59-82	.720	231	9.2	72-2	10	--	--	--	349	14.0
1970-71	28--	--	--	192-398	.482	--	--	141-187	.754	291	10.4	80-3	16	--	--	--	525	18.8
Totals	81--	--	--	470-1039	.452	--	--	256-348	.736	749	9.2	215-5	40	--	--	--	1196	14.8



**39. PAUL WALTHER**

**1,173**

#14 • F • 6-2 • 155 • Covington, Ky.

Year	GP-GS	Min	Avg	FG-A	Pct	3FG-A	Pct	FT-A	Pct	Rebs	Avg	PF-FO	Ast	TO	Blk	Stl	Pts	Avg
1944-45	23--	--	--	98	--	--	--	62-100	.620	--	--	--	--	--	--	--	258	11.2
1944-47	17--	--	--	45	--	--	--	29-42	.690	--	--	--	--	--	--	--	119	7.0
1947-48	25--	--	--	118-331	.356	--	--	98-137	.715	--	--	81--	--	--	--	--	334	13.4
1948-49	26--	--	--	176-470	.374	--	--	110-164	.671	--	--	79--	--	--	--	--	462	17.8
Totals	91--	--	--	437	--	--	--	299-443	.675	--	--	160--	--	--	--	--	1173	12.9




**40. LANG WISEMAN**

**1,156**

#22 • G • 6-4 • 200 • Arlington, Tenn. (Bolton HS)

Year	GP-GS	Min	Avg	FG-A	Pct	3FG-A	Pct	FT-A	Pct	Rebs	Avg	PF-FO	Ast	TO	Blk	Stl	Pts	Avg
1989-90	28-0	292	10.4	27-77	.351	10-34	.294	13-20	.650	29	1.0	36-0	29	18	2	8	77	2.8
1990-91	33-30	994	30.1	155-346	.448	54-170	.318	70-85	.824	100	3.0	81-2	104	102	4	52	434	13.2
1991-92	33-30	876	26.5	131-293	.447	39-96	.406	44-60	.733	135	4.1	87-1	71	63	8	41	345	10.5
1992-93	29-22	748	25.8	106-248	.427	49-125	.392	39-54	.722	89	3.1	66-2	44	57	6	27	300	10.3
Totals	123-82	2910	23.7	419-964	.435	152-425	.358	166-219	.758	353	2.9	270-5	248	240	20	128	1156	9.4



**41. FRED JENKINS**

**1,139**

#35 • G • 6-4 • 190 • Columbia, Tenn. (Central HS)

Year	GP-GS	Min	Avg	FG-A	Pct	3FG-A	Pct	FT-A	Pct	Rebs	Avg	PF-FO	Ast	TO	Blk	Stl	Pts	Avg
1983-84	35-28	1012	28.9	137-279	.491	--	--	79-110	.718	113	3.2	67-3	94	92	9	49	353	10.1
1984-85	35-23	1046	29.9	128-267	.479	--	--	99-130	.762	138	3.9	64-1	99	86	2	52	355	10.1
1985-86	16-15	481	30.1	69-139	.496	--	--	29-38	.763	52	3.3	27-1	62	42	3	35	167	10.4
1986-87	24-20	762	31.8	101-192	.526	13-39	.333	49-62	.790	74	3.1	43-0	133	71	5	41	264	11.0
Totals	110-86	3301	30.0	435-877	.496	13-39	.333	256-340	.753	377	3.4	201-5	388	291	19	177	1139	10.4

**42. JARNELL STOKES**

**1,129**

**#5 • F • 6-8 • 260 • Memphis, Tenn. (Southwind HS)**

Year	GP-GS	Min	Avg	FG-A	Pct	3FG-A	Pct	FT-A	Pct	Rebs	Avg	PF-FO	Ast	TO	Blk	Stl	Pts	Avg
1975-76	23--	--	--	35-96	.344	--	--	5-12	.250	38	1.7	43-0	14	--	--	--	69	3.0
2011-12	17-14	436	25.6	63-118	.534	0-3	.000	37-65	.569	126	7.4	39-1	12	35	23	16	163	9.6
2012-13	33-33	952	28.8	149-282	.528	0-0	.000	110-194	.567	318	9.6	78-4	42	68	37	23	408	12.4
2013-14	37-37	1199	32.4	199-375	.531	0-0	.000	160-230	.696	392	10.6	73-2	75	77	34	26	558	15.1
Totals	87-84	2587	29.7	411-775	.530	0-3	.000	307-489	.628	836	9.6	190-7	129	180	94	65	1129	13.0



**43. TERRY CROSBY**

**1,096**

**#25 • G/F • 6-4 • 195 • Toledo, Ohio (De Vilbiss HS)**

Year	GP-GS	Min	Avg	FG-A	Pct	3FG-A	Pct	FT-A	Pct	Rebs	Avg	PF-FO	Ast	TO	Blk	Stl	Pts	Avg
1975-76	23--	--	--	35-96	.344	--	--	5-12	.250	38	1.7	43-0	14	--	--	--	69	3.0
1976-77	26--	--	--	44-93	.473	--	--	14-20	.700	30	1.2	20-0	25	--	--	--	102	3.9
1977-78	25--	--	--	198-407	.486	--	--	79-106	.745	135	5.4	76-4	60	87	2	35	475	19.0
1978-79	32--	1162	36.3	198-359	.552	--	--	54-73	.740	130	4.1	82-2	101	58	13	53	450	14.1
Totals	106--	1162	--	473-955	.495	--	--	150-211	.711	333	3.1	221-6	200	145	15	88	1096	10.3



**44. CAMERON TATUM**

**1,083**

**#23 • G • 6-7 • 193 • Lithonia, Ga. (The Patterson School)**

Year	GP-GS	Min	Avg	FG-A	Pct	3FG-A	Pct	FT-A	Pct	Rebs	Avg	PF-FO	Ast	TO	Blk	Stl	Pts	Avg
2007-08	7-0	74	10.6	13-26	.500	3-8	.375	6-14	.429	16	2.3	8-0	6	8	2	8	35	5.0
2008-09	34-4	626	18.4	91-217	.419	43-134	.321	32-53	.604	76	2.2	52-0	30	41	6	17	257	7.6
2009-10	29-6	491	16.9	75-156	.481	28-72	.389	38-56	.679	63	2.2	50-0	31	26	3	16	216	7.4
2010-11	34-33	857	25.2	97-259	.375	34-125	.272	70-105	.667	105	3.1	63-0	78	57	12	30	299	8.8
2011-12	34-34	991	29.1	93-264	.352	47-137	.343	44-58	.759	141	4.1	62-1	87	62	4	26	277	8.1
Totals	138-77	3039	22.0	369-922	.400	155-476	.326	190-286	.664	401	2.9	235-1	232	194	27	97	1083	7.8



**45. BOBBY CROFT**

**1,071**

**#40 • C • 6-10 • 220 • Hamilton, Ontario (Hill Park HS)**

Year	GP-GS	Min	Avg	FG-A	Pct	3FG-A	Pct	FT-A	Pct	Rebs	Avg	PF-FO	Ast	TO	Blk	Stl	Pts	Avg
1967-68	26--	--	--	89-171	.520	--	--	38-57	.667	137	5.3	75-3	--	--	--	--	216	8.3
1968-69	28--	--	--	166-297	.559	--	--	94-142	.662	250	8.9	90-2	5	--	--	--	426	15.2
1969-70	25--	--	--	166-332	.500	--	--	97-147	.660	241	9.6	86-3	9	--	--	--	429	17.2
Totals	79--	--	--	421-800	.526	--	--	229-346	.662	628	7.9	251-8	14	--	--	--	1071	13.6



**46. ROB JONES**

**1,070**

**#34 • C • 6-7 • 210 • Knoxville, Tenn. (Austin-East HS)**

Year	GP-GS	Min	Avg	FG-A	Pct	3FG-A	Pct	FT-A	Pct	Rebs	Avg	PF-FO	Ast	TO	Blk	Stl	Pts	Avg
1982-83	30-0	284	9.5	16-42	.381	--	--	7-17	.412	65	2.2	32-0	4	18	11	11	39	1.3
1983-84	35-30	983	28.1	108-194	.557	--	--	58-92	.630	206	5.9	93-3	14	41	29	29	274	7.8
1984-85	37-37	1348	36.4	181-301	.601	--	--	95-160	.594	317	8.6	112-4	20	57	47	40	457	12.4
1985-86	28-28	987	35.2	127-219	.580	--	--	46-88	.523	216	7.7	58-1	14	38	25	35	300	10.7
Totals	130-95	3602	27.7	432-756	.571	--	--	206-357	.577	804	6.2	295-8	52	154	112	115	1070	8.2



**47. GENE TORMOHLN**

**1,020**

**#54 • C • 6-8 • 215 • Holland, Ind. (Holland HS)**

Year	GP-GS	Min	Avg	FG-A	Pct	3FG-A	Pct	FT-A	Pct	Rebs	Avg	PF-FO	Ast	TO	Blk	Stl	Pts	Avg
1956-57	22--	--	--	109-258	.422	--	--	57-110	.518	357	16.2	85--	--	--	--	--	275	12.5
1957-58	23--	--	--	141-330	.427	--	--	90-136	.662	384	16.7	87--	--	--	--	--	372	16.2
1958-59	21--	--	--	142-366	.388	--	--	89-139	.640	372	17.7	80-6	--	--	--	--	373	17.8
Totals	66--	--	--	392-954	.411	--	--	236-385	.613	1113	16.9	252-6	--	--	--	--	1020	15.5



OUTLOOK

PLAYERS

STAFF

REVIEW

RESULTS

RECORDS

HONORS

POSTSEASON

VOLMANAC

MEDIA INFO



# THOMPSON-BOLING ARENA RECORDS

## INDIVIDUAL RECORDS

### ■ MOST POINTS SCORED

UT: 43 by Allan Houston vs. LSU (2/10/90)  
Opp: 54 by Jodie Meeks, Kentucky (1/13/09)

### ■ MOST FIELD GOALS ATTEMPTED

UT: 27 by Allan Houston vs. LSU (2/10/90)  
Opp: 36 by Chris Jackson, LSU (3/10/89)  
Other: 36 by Popeye Jones, Murray State vs. Michigan State (3/15/90)

### ■ MOST FIELD GOALS MADE

UT: 15 by Dyrón Nix vs. Tennessee Tech (11/25/88)  
Opp: 17 by Gary Payton, Oregon State (12/10/89)

### ■ BEST FIELD GOAL PERCENTAGE (MIN. 10 ATT.)

UT: 91.7 (11-12) by Carlus Groves vs. Ole Miss (2/19/92)  
Opp: 90.0 (9-10) by Carl Hall, Wichita State (12/13/12)

### ■ MOST 3-POINT GOALS ATTEMPTED

UT: 20 by Chris Lofton vs. North Carolina A&T (11/27/07)  
Opp: 20 by Chris Jackson, LSU (2/10/90)  
Other: 20 by Chris Walker, Villanova vs. LSU (3/15/90)

### ■ MOST 3-POINT GOALS MADE

UT: 8 by Chris Lofton vs. North Carolina A&T (11/27/07)  
8 by Allan Houston vs. Fordham (12/29/89)  
Opp: 10 by Jodie Meeks, Kentucky (1/13/09)  
10 by Chris Jackson, LSU (2/10/90)  
Other: 8 by Cuonzo Martin, Purdue (3/24/94)

### ■ BEST 3-POINT PERCENTAGE (MIN. 4 ATT.)

UT: 100.0 (6-6) by Jordan McRae vs. LSU (2/19/13)  
100.0 (6-6) by JaJuan Smith vs. Middle Tennessee (11/20/07)  
100.0 (5-5) by Thaydeus Holden vs. Vanderbilt (1/18/03)  
100.0 (5-5) by C.J. Watson vs. Campbell (12/23/04)  
100.0 (4-4) by Josh Richardson vs. Virginia (12/20/13)  
Opp: 100.0 (5-5) by Trent Shippen, Colorado State (12/28/87)  
100.0 (5-5) by Doug McLaughlin-Williams, App. State (12/6/05)  
100.0 (4-4) by Ronald Dupree, LSU (3/1/03)

### ■ MOST FREE THROWS ATTEMPTED

UT: 19 by Ron Slay vs. New Mexico (1/4/03)  
Opp: 17 by Dan O'Sullivan, Fordham (12/29/89)  
Other: 17 by Litterial Green, Georgia vs. Mississippi State (3/9/89)

### ■ MOST FREE THROWS MADE

UT: 15 by Allan Houston vs. Kentucky (1/21/92)  
15 by Ron Slay vs. New Mexico (1/4/03)  
Opp: 16 by Dan Langhi, Vanderbilt (2/13/99)

### ■ BEST FREE THROW PERCENTAGE (MIN. 10 ATT.)

UT: 100.0 (13-13) by Chris Lofton vs. East Tennessee State (12/30/06)  
100.0 (13-13) by Scooter McFadgon vs. Auburn (2/28/04)  
100.0 (13-13) by Scooter McFadgon vs. Kentucky (1/20/04)  
100.0 (10-10) by Brandon Crump vs. Vanderbilt (1/14/04)  
100.0 (10-10) by Ron Slay vs. Gardner-Webb (11/22/02)  
100.0 (10-10) by Aaron Green vs. Southern Cal (12/18/96)  
100.0 (11-11) by Ian Lockhart vs. Washington State (12/20/89)  
100.0 (10-10) by Dyrón Nix vs. Memphis State (12/29/88)  
Opp: 100.0 (16-16) by Dan Langhi, Vanderbilt (2/13/99)  
100.0 (14-14) by Jodie Meeks, Kentucky (1/13/09)

### ■ MOST REBOUNDS

UT: 20 by Dyrón Nix vs. UT-Chattanooga (12/3/88)  
Opp: 21 by Kelly Wise, Memphis (12/5/00)

### ■ MOST ASSISTS

UT: 12 by Tony Harris vs. Austin Peay (11/27/00)  
12 by LaMarcus Golden vs. UT-Martin (11/26/93)  
Opp: 13 by D.J. Augustin, Texas (12/23/06)  
13 by Chris Corchiani, North Carolina State (2/25/91)  
Other: 13 by Dennis Whitaker, Ohio vs. Fordham (12/30/89)

### ■ MOST STEALS

UT: 7 by Vincent Yarbrough vs. UNC Greensboro (12/22/98)  
7 by LaMarcus Golden vs. Mercer (12/28/93)  
Opp: 9 by Elliot Perry, Memphis State (11/17/90)

### ■ MOST BLOCKED SHOTS

UT: 6 by Elgrace Wilborn vs. Georgetown (3/18/03)  
6 by Doug Roth vs. LSU (1/11/89)  
Opp: 7 by Jordan Mickey, LSU (2/14/15)  
7 by Leonard Coleman, Tennessee Tech (12/4/96)  
7 by Shaquille O'Neal, LSU (2/10/90)  
Other: 7 by Ken Johnson, Ohio State vs. St. John's (3/20/99)



Allan Houston's 43 points against 11th-ranked LSU on Feb. 10, 1990, stands as the best single-game scoring output by a Vol at Thompson-Boling Arena.

# THOMPSON-BOLING ARENA RECORDS (cont.)

## TEAM RECORDS

### ■ MOST POINTS SCORED

UT: 118 vs. Tennessee Tech (11/25/88)  
Opp: 119 by LSU (2/10/90)

### ■ MOST POINTS SCORED IN ONE HALF

UT: 66 vs. Georgia (2/9/00)  
66 vs. Kentucky (1/21/92)

### ■ FEWEST POINTS SCORED

UT: 38 vs. Alabama (1/10/15)  
Opp: 38 by Vanderbilt (3/1/14)

### ■ HIGHEST TWO-TEAM POINTS TOTAL

232 by Tennessee (113) and LSU (119) (2/10/90)

### ■ LOWEST TWO-TEAM POINTS TOTAL

94 by Tennessee (38) and Alabama (56) (1/10/15)  
94 by Tennessee (54) and ETSU (40) (12/31/96)

### ■ MOST FIELD GOALS ATTEMPTED

UT: 91 vs. LSU (2/10/90)  
Opp: 83 by UNC Charlotte (11/29/95)

### ■ MOST FIELD GOALS MADE

UT: 43 vs. Tennessee Tech (11/25/88)  
Opp: 40 by Oregon State (12/10/89)

### ■ BEST FIELD GOAL PERCENTAGE

UT: 69.4 (34-49) Vanderbilt (2/24/96)  
Opp: 61.5 (24-39) by Kentucky (1/21/89)  
61.5 (26-52) by Florida (1/23/88)

### ■ LOWEST FIELD GOAL PERCENTAGE

Opp: 22.1 (15-68) by Morehead State (12/7/94)

### ■ FEWEST FIELD GOALS ATTEMPTED

UT: 34 vs. Mississippi State (2/3/15)  
Opp: 39 by Kentucky (1/21/89)

### ■ FEWEST FIELD GOALS MADE

UT: 14 vs. Alabama (1/10/15)  
Opp: 11 by Vanderbilt (3/1/14)

### ■ MOST 3-POINT FG ATTEMPTED

UT: 50 vs. North Carolina A&T (11/27/07)  
Opp: 36 by UT-Martin (11/18/08)

### ■ MOST 3-POINT FG MADE

UT: 16 vs. North Carolina A&T (11/27/07)  
16 vs. Auburn (2/15/06)  
Opp: 18 by Vanderbilt (1/8/05)

### ■ BEST 3-POINT PERCENTAGE (MIN. 8 ATT.)

UT: 70.0 (7-10) vs. Kent State (11/29/90)  
70.0 (7-10) vs. Xavier (12/11/04)  
Opp: 72.7 (8-11) by Mississippi State (2/3/15)

### ■ MOST FREE THROWS ATTEMPTED

UT: 59 vs. Kentucky (1/21/92)  
Opp: 44 by Ole Miss (1/9/13)

### ■ MOST FREE THROWS MADE

UT: 48 vs. Kentucky (1/21/92)  
Opp: 38 by Ole Miss (1/9/13)

### ■ FEWEST FREE THROWS ATTEMPTED

UT: 6 vs. Mississippi State (2/18/95)  
Opp: 2 by Tennessee State (11/28/03)

### ■ FEWEST FREE THROWS MADE

UT: 3 vs. Kentucky (2/8/95)  
Opp: 1 by Tennessee State (12/27/14)

### ■ BEST FREE THROW PERCENTAGE

UT: 95.8 (23-24) vs. LSU (1/6/99) - *Made first 23 attempts*  
Opp: 100.0 (27-27) by Florida (1/8/94)  
100.0 (11-11) by Alabama A&M (12/27/05)

### ■ MOST REBOUNDS

UT: 58 vs. UT-Martin (11/18/08)  
Opp: 60 by LSU (2/10/90)

### ■ FEWEST REBOUNDS

UT: 19 vs. Alabama (2/9/05)  
Opp: 19 by Vanderbilt (2/26/15)

### ■ MOST STEALS

UT: 20 vs. Western Carolina (11/30/99)  
Opp: 22 by Middle Tennessee State (12/10/99)

### ■ MOST BLOCKED SHOTS

UT: 15 vs. Pittsburgh (12/6/98)  
Opp: 12 by NC State (12/18/13)

### ■ MOST PERSONAL FOULS

UT: 31 vs. UT-Chattanooga (11/17/00)  
Opp: 42 by Kentucky (1/21/92)

### ■ FEWEST PERSONAL FOULS

UT: 9 vs. Tennessee Tech (12/19/14)  
9 vs. Tennessee Tech (12/7/13)  
9 vs. South Carolina (1/28/06)  
9 vs. Charleston Southern (12/17/03)  
9 vs. Tennessee State (11/28/03)  
9 vs. Vanderbilt (1/8/05)  
Opp: 9 by Tennessee State (12/27/14)  
9 by Mississippi State (2/18/95)

### ■ SINGLE-GAME ATTENDANCE

25,610 vs. Kentucky (1/21/89)

OUTLOOK

PLAYERS

STAFF

REVIEW

RESULTS

RECORDS

HONORS

POSTSEASON

VOLMANAC

MEDIA INFO





# ALTERNATE UNIFORM HISTORY

Dating to 1979-80, Tennessee has traditionally worn white jerseys at home and orange jerseys on the road. In the late 1970s, the SEC played a Saturday-Monday conference schedule during which half the league's teams hosted two games and the other half traveled. Tennessee during that period commonly wore white for one of those games and orange for the other, meaning that each jersey color was worn both at home and on the road.

For portions of the program's first 40 seasons, black and grey were staples of the Tennessee basketball program's uniform color palette.

Below is a listing of the program's alternate uniform history.

## ■ ORANGE JERSEYS AT HOME (since 1980)

Date	Opponent	Result
Nov. 21, 1988	Soviet National Team <sup>^</sup>	W, 83-81
March 11, 1989	Florida*	L, 71-76
Feb. 27, 2010	No. 2 Kentucky	W, 74-65
Nov. 3, 2010	Brevard College <sup>^</sup>	W, 91-42
Jan. 4, 2013	Memphis	L, 80-85
March 7, 2015	South Carolina	L, 49-60

## ■ SMOKEY GREY JERSEYS (since 1950)

Date	Opponent	Result	Site
March 15, 2014	vs. No. 1 Florida	L, 49-56	Atlanta
Jan. 6, 2016	vs. Florida	W, 83-69	Knoxville
Feb. 20, 2016	vs. LSU	W, 81-65	Knoxville
March 5, 2016	vs. Ole Miss	L, 60-83	Knoxville



The 1911-12 Tennessee Volunteers

<sup>^</sup> exhibition game    <sup>\*</sup> SEC Tournament

# 100-POINT GAMES

## ■ TENNESSEE

124-49	W	UNC Asheville	11/17/09
121-86	W	vs. Long Beach State	3/16/07
121-42	W	Mexico	1/24/66
118-86	W	Tennessee Tech	11/25/88
117-90	W	South Florida	12/10/73
116-73	W	Florida	1/11/79
115-66	W	Vermont	12/31/74
114-75	W	Chattanooga	11/15/08
114-106	W	at Furman	12/1/56
113-119	L	LSU	2/10/90
111-105*	W	Texas	12/23/06
111-99	W	vs. UAB	12/20/88
110-83	W	Georgia	2/9/00
109-40	W	Middle Tennessee	11/20/07
109-83	W	Mississippi State	2/24/75
108-84	W	Texas A&M	12/2/03
108-102	W	at LSU	1/15/77
107-111**	L	at South Carolina	2/10/93
107-85	W	Kentucky	1/21/92
107-63	W	Wofford	12/1/53
106-83	W	ETSU	11/18/05
106-122	L	at LSU	2/11/89
106-82	W	Georgia	2/1/77
105-66	W	vs. East Carolina	11/20/09
105-89	W	Auburn	2/15/06
105-76	W	Auburn	1/25/00
105-63	W	Radford	1/13/93
105-85	W	vs. American-Puerto Rico	11/29/91
105-69	W	at Georgia	2/1/75
105-81	W	Ole Miss	2/21/76
105-92	W	at LSU	1/26/76
104-82	W	Florida	2/5/08
104-83	W	Mississippi State	2/8/58
104-84	W	Memphis	1/5/11
103-79	W	LSU	1/11/60
103-67	W	Alabama	1/24/70
103-98	W	Kentucky	2/15/75
103-113*	L	at Real Madrid, Spain	12/26/76
103-84	W	Auburn	2/14/87
102-76	W	ETSU	11/19/00
102-90	W	South Florida	11/29/99
102-58	W	at American-Puerto Rico	12/21/99

102-100	W	Kentucky	2/21/90
102-68	W	Davidson	12/3/59
102-55	W	Ole Miss	1/8/66
102-62	W	Tulane	3/8/65
102-82	W	Ole Miss	1/11/75
102-93	W	Alabama	1/22/77
101-44	W	Arkansas-Monticello	11/14/07
101-77	W	Tennessee Tech	12/28/06
101-91	W	at Arkansas	2/16/93
101-84	W	Kentucky	2/17/79
100-91	W	at Florida	2/3/58
100-70	W	Florida	2/2/59
100-71	W	Georgia	2/7/66
100-80	W	LSU	3/2/74
100-80	W	Niagara	12/15/78
100-76	W	Florida	2/6/80
100-84	W	vs. Louisville	3/29/85
100-96	W	LSU	1/11/89
100-64	W	Alabama	1/30/99
100-104*	L	Florida	1/9/02

\* Overtime  
 \*\* Double Overtime  
<sup>^</sup> Exhibition

## ■ OPPONENTS

122-106	L	at LSU	2/11/89
121-87	L	at LSU	1/9/78
119-113	L	LSU	2/10/90
119-87	L	at LSU	2/23/91
111-107**	L	at South Carolina	2/10/93
111-94	L	at LSU	1/8/90
109-82	L	at Cincinnati	12/7/55
108-68	L	at Vanderbilt	1/8/91
107-71	L	vs. Evansville	12/30/53
107-94	L	at Auburn	3/6/78
107-86	L	at Georgia	1/5/91
107-89	L	vs. Virginia	12/19/00
106-114	W	at Furman	12/1/56
105-111*	W	Texas	12/23/07
104-61	L	at Kentucky	3/5/55
104-100*	L	Florida	1/9/02
103-89	L	vs. UCLA	1/30/77
103-79	L	at Illinois	1/17/88
103-95	L	Kentucky	2/17/01
102-96	L	vs. Arkansas	3/6/98
102-108	L	at LSU	1/15/77
101-87	L	vs. North Carolina	11/24/06
101-40	L	at Kentucky	3/12/93
101-86	L	LSU	2/6/78
101-61	L	at Duke	12/5/53
101-77	L	at Kentucky	3/3/56
101-90	L	at Florida State	1/15/89
100-102	W	Kentucky	2/21/90

\* Overtime  
 \*\* Double Overtime

TENNESSEE BASKETBALL MEDIA GUIDE

# HONORS



ALL-AMERICANS

■ FIRST-TEAM

- 1940 Bernie Mehen (*Converse*)
- 1941 Gilbert Huffman (*Converse*)
- 1945 Paul "Lefty" Walther (*Don Dunphy*)
- 1955 Ed Wiener (*Converse*)
- 1965 A.W. Davis (*Helms Athletic Foundation, USBWA*)
- 1966 Austin "Red" Robbins (*Helms Athletic Foundation*)
- 1967 Ron Widby (*Helms Athletic Foundation*)
- 1968 Tom Boerwinkle (*Helms Athletic Foundation*)
- 1969 Bill Justus (*Helms Athletic Foundation*)
- 1971 Jimmy England (*Helms Athletic Foundation*)
- 1975 Bernard King (*Helms Athletic Foundation*)
- 1976 Bernard King (*USBWA, Helms Athletic Foundation*)
- 1976 Ernie Grunfeld (*Helms Athletic Foundation*)
- 1977 Bernard King (*NCAA Consensus, AP, UPI, Converse, Helms Athletic Foundation, Basketball Weekly*)
- 1977 Ernie Grunfeld (*John R. Wooden Award, Helms Athletic Foundation*)
- 1979 Reggie Johnson (*Helms Athletic Foundation*)
- 1980 Reggie Johnson (*Helms Athletic Foundation*)
- 1982 Dale Ellis (*USBWA, Converse, Helms Athletic Foundation*)
- 1983 Dale Ellis (*NCAA Consensus, AP, NABC, The Sporting News, Converse, Basketball Times, John R. Wooden Award, Helms Athletic Foundation, Basketball Weekly*)
- 2008 Chris Lofton (*John R. Wooden Award*)

■ SECOND-TEAM

- 1936 Harry Anderson (*Converse*)
- 1942 Richard Mehen (*Pic Magazine*)
- 1949 Paul "Lefty" Walther (*The Sporting News*)
- 1959 Gene Tormohlen (*Converse*)
- 1964 Danny Schultz (*Converse*)
- 1965 A.W. Davis (*Converse*)
- 1967 Ron Widby (*AP, Converse*)
- 1975 Bernard King (*UPI, Converse, Basketball Weekly*)
- 1976 Bernard King (*UPI, Converse*)
- 1976 Ernie Grunfeld (*Converse*)
- 1977 Bernard King (*NABC, USBWA, The Sporting News*)
- 1977 Ernie Grunfeld (*AP, NABC, USBWA, UPI, The Sporting News, Converse*)
- 1980 Reggie Johnson (*Converse*)
- 1981 Howard Wood (*Converse*)
- 1982 Dale Ellis (*AP, Basketball Times, Basketball Weekly*)
- 1983 Dale Ellis (*Basketball Weekly, UPI*)
- 1992 Allan Houston (*The Sporting News*)
- 1993 Allan Houston (*The Sporting News*)
- 2006 Chris Lofton (*The Sporting News*)
- 2007 Chris Lofton (*NCAA Consensus, Associated Press, The Sporting News, Basketball Times*)
- 2008 Chris Lofton (*USBWA, NABC*)

■ THIRD-TEAM

- 1946 Garland "Mule" O'Shields (*Helms Athletic Foundation*)
- 1965 A.W. Davis (*AP, UPI*)
- 1967 Ron Widby (*UPI*)
- 1971 Jimmy England (*Basketball News*)
- 1975 Bernard King (*NABC*)
- 1976 Bernard King (*AP, NABC*)
- 1976 Ernie Grunfeld (*NABC, UPI*)
- 1982 Dale Ellis (*NABC*)
- 1987 Tony White (*AP, UPI*)
- 1992 Allan Houston (*NABC*)
- 1993 Allan Houston (*AP, NABC*)
- 2003 Ron Slay (*AP*)
- 2006 Chris Lofton (*NABC*)
- 2007 Chris Lofton (*NABC*)
- 2008 Chris Lofton (*AP*)

■ FRESHMAN ALL-AMERICAN

- 2011 Tobias Harris (*USBWA*)



**HARRY ANDERSON**

Center • 6-3 • 200  
Memphis, Tenn.

Tennessee's first All-American selection, earning second team honors by Converse ... 1936 first-team All-Southeastern Conference selection ... Named to the 1936 SEC All-Tournament team ... Led the Vols to their first Southeastern Conference championship in any sport with a 1936 SEC Tournament title ... Also led the Vols to the championship game of the 1935 SEC Tournament ... Averaged 14 points per game ... Team captain for three seasons ... One of five players named to the *Knoxville Journal's* Early Era (1933-63) team at the University of Tennessee ... Attended UT on a track scholarship ... Was the high point person at the 1936 SEC track meet ... SEC champion in the 100-yard dash and the broad jump in 1936 while also posting top-four finishes in the high jump and the 22-yard dash ... Inducted to the Tennessee Sports Hall of Fame in 1999 ... Passed away June 21, 1996.



**BERNIE MEHEN**

Forward • 6-3  
Wheeling, W.Va.

Nicknamed "Houdini" for his proficiency as a ball-handler, earned All-American honors in 1940 ... Led the Vols to the 1941 Southeastern Conference championship with a 36-33 win over Kentucky in the finals of the SEC Tournament ... One of five players named to the *Knoxville Journal's* Early Era (1933-63) team at the University of Tennessee ... Earned first-team All-SEC honors in 1940 ... 1942 team captain ... Younger brother, Dick, was a two-time All-SEC selection at Tennessee (1942 and 1943) and was a 1942 All-America selection ... An all-state selection at Wheeling High School, he led his teams to state championships in 1936 and 1938 ... Passed away May 11, 2007, in Sylvania, Ohio.



**GILBERT HUFFMAN**

Guard • 6-1  
New Castle, Ind.

As a senior, he led the Vols to the 1941 SEC championship with a 36-33 win over top-seeded Kentucky in the finals of the conference tourney at Louisville, Ky., on his way to earning All-American recognition ... First-team All-Southeastern Conference pick in 1939 and 1941 ... 1940 team captain ... Led the Vols to a 45-16 record in his three seasons at UT ... A member of the South East Conference All-Stars in 1940 and 1941 ... Coached the UT freshman squad in 1942 before joining the Navy in 1943 ... Participated in an amphibious attack on Omaha Beach in Normandy, France, on D-Day, June 6, 1944 ... Two brothers also earned All-American honors at Indiana ... Vern Huffman was a 1936 All-American and Marv was tabbed in 1940 ... Passed away March 20, 2002, in Destin, Fla.



**RICHARD MEHEN**

Forward • 6-5 • 195  
Wheeling, W.Va.

Named to *Pic Magazine's* second-team All-American squad in 1942 ... Two-time (1942 & 1943) first-team All-SEC selection ... Helped lead the Vols to a 14-4 overall record and an SEC championship in 1943 ... Named SEC sophomore of the year in 1942 ... Led the SEC in scoring during the regular season and in the SEC Tournament in 1943 ... Career was interrupted by service in the



Air Force in World War II ... Played professionally for five seasons following his UT career ... While playing for Waterloo in 1950, averaged 14.4 points in 1950 while ranking second in the NBA with a 42 percent field-goal percentage ... Older brother, Bernie, was an All-America and All-SEC selection at Tennessee in 1940 ... Passed away Dec. 14, 1986, in North Olmsted, Ohio.



**GARLAND "MULE" O'SHIELDS**  
Guard • 6-1 • 195  
Spartanburg, S.C.

Listed as a third-team All-American in 1946 by the Helms Athletic Foundation ... Also earned first-team All-SEC honors in 1945 ... Two-time team captain, earning the honor in 1945 and 1946 ... Attended Spartanburg Junior College before enrolling at UT ... Played two pro seasons for Chicago and Syracuse

... Passed away Jan. 17, 2001.



**PAUL "LEFTY" WALTHER**  
Forward • 6-2 • 155  
Covington, Ky.

1945 first-team All-American by Don Dunphy and also earned second-team All-America honors in 1949 by *The Sporting News* ... A showman on the court who was a three-time first-team All-SEC selection (1945, 1948, 1949) ... Helped lead the Vols to the 1945 SEC championship with an 18-5 overall

record and an 8-2 mark in league play ... Captained the 1949 team that went 19-7 and finished third in the SEC ... The left-handed sharpshooter was named to the 1945 All-Madison Square Garden Team after displaying skills against Rhode Island in the National Invitation Tournament ... Nicknamed "Lefty," he led the Vols in scoring as a junior and senior with 334 and 462 points, respectively ... Played six seasons in the NBA with Minneapolis, Indianapolis, Philadelphia and Fort Wayne ... Named an SEC Legend in 2009 ... Passed away Dec. 21, 2014, in Atlanta.



**ED WIENER**  
Forward • 6-3 • 185  
Brooklyn, N.Y.

Earned All-American honors from Converse in 1954 and 1955 ... Earned first-team All-Southeastern Conference honors as a senior in 1955 after earning second-team honors in 1954 ... Led UT in scoring and rebounding as a sophomore in 1953 ... Became the third player in school history to reach the

1,000 career scoring mark, finishing with 1,212 career points ... Helped lead the U.S. team to gold at the 1953 Maccabiah Games in Tel Aviv, Israel ... Did not play high school basketball ... Played in the 1955 East-West All-Star Game in Kansas City ... Played on the college All-Star team that toured with the Harlem Globetrotters in 1955 ... Selected in the fourth round of the 1955 NBA Draft by Philadelphia ... Named an SEC Legend in 2014 ... Is currently a practicing dentist in Memphis.



**GENE TORMOHLEN**  
Center • 6-8 • 215  
Holland, Ind.

1959 Converse second-team All-American ... Two-time consensus first-team All-SEC selection (1958 and 1959) ... Holds virtually all Tennessee rebounding records, including season total (384 in 1958), season average (17.7 rpg in 1959), career total (1113) and career av-

erage (16.9 rpg) ... Gained the nickname "Bumper" for his rebounding proficiency ... Considered as UT's first accomplished big man ... Led UT in scoring two seasons and finished his career with 1,020 points ... Drafted in the second round of the 1959 NBA Draft by Syracuse ... After playing nine seasons professionally, he spent 12 years as an assistant coach in the NBA ... Also a member of the Indiana Basketball Hall of Fame.



**DANNY SCHULTZ**  
Guard • 6-0 • 165  
Middlesboro, Ky.

1964 Converse second-team All-American ... The first All-American selection under Ray Mears ... The point guard was a two-time (1963 and 1964) first-team All-Southeastern Conference selection ... Led the Southeastern Conference in free-throw percentage in 1963 (87.3 percent) and 1964 (89.4 percent) ... Holds

the Tennessee record for consecutive free throws made with 39 ... Named the team's most valuable player in 1964 ... Led UT in scoring as a junior and senior after transferring from Hiwassee College ... Averaged 15.9 points as a junior and 18.3 as a senior ... Drafted in the eighth round of the 1964 NBA Draft by Baltimore.



**A.W. DAVIS**  
Guard • 6-7 • 185  
Rutledge, Tenn.

1965 Helms Athletic Foundation and Basketball Writers Association of America first-team All-American ... Two-time (1964 and 1965) first-team All-Southeastern Conference selection ... Captained the 1964-65 Vols that went 20-5 and finished second in the SEC ... Earned the nicknames "The Rutledge

Rifle" and "The Man with the Golden Arm" ... With his height, long arms and feathery touch, his shot was almost impossible to defend ... Averaged 19.6 points as a senior in 1965 ... Team MVP in 1965 ... Finished his career with 1,225 career points, which ranked third on UT's scoring lists at the time ... Drafted by Los Angeles in the fifth round of the 1965 NBA Draft ... After his playing days, he spent six seasons as an assistant coach on Ray Mears' staff ... Helped direct the Vols to the 1972 SEC championship ... Passed away Sept. 23, 2014, in Knoxville, Tenn.



**AUSTIN "RED" ROBBINS**  
Center • 6-9 • 200  
Groveland, Fla.

1966 Helms Athletic Foundation first-team All-American ... Earned first-team All-Southeastern Conference honors from the league's coaches in 1966 ... Averaged 17.1 points and 12.6 rebounds as a senior in 1966 ... Once grabbed 23 rebounds in a game against Ole Miss ... Saw his junior season interrupted by an

ankle injury ... Played just two seasons at Tennessee after transferring from Chipola Junior College where he was a JC All-American ... Played 10 seasons in the NBA after he was tabbed in the sixth round of the 1966 NBA Draft by Philadelphia ... Played eight seasons in the ABA for four different teams and was a three-time ABA All-Star ... Also played professionally for one season in Italy ... Passed away Nov. 18, 2009, in Metairie, La.

OUTLOOK

PLAYERS

STAFF

REVIEW

RESULTS

RECORDS

HONORS

POSTSEASON

VOLTMANAC

MEDIA INFO





**RON WIDBY**  
Forward • 6-4 • 209  
Knoxville, Tenn.

1967 Helms Athletic Foundation first-team All-American ... Earned honorable mention All-American honors following his sophomore season ... Also earned first-team All-American honors from *The Sporting News* in 1966 as a punter for the Vols' football team ... Two-time (1966 and 1967)

first-team All-Southeastern Conference selection ... Named the 1967 SEC Player of the Year by the UPI and Associated Press ... Averaged 22.1 points and 8.7 rebounds per game in leading the Vols to a 21-7 overall record and the 1966-67 SEC championship ... Averaged 18.1 points per game during his career ... Finished his career second on UT's scoring list with 1,432 career points ... His 50 points against LSU on March 4, 1967, stood as the school record for more than 20 years... Named the SEC Sophomore of the Year in 1965 ... A four-sport letterman who was also a standout baseball player and a scratch golfer ... Drafted in the 12th round of the 1967 NBA Draft by Chicago ... Played one season with the New Orleans Buccaneers of the ABA ... Also a fourth-round draft pick of the NFL's New Orleans franchise ... Played six seasons of professional football with the Dallas Cowboys and Green Bay Packers ... A 1971 Pro Bowl selection, he holds the Cowboys record with an 84-yard punt against the Saints in 1969.



**TOM BOERWINKLE**  
Center • 7-0 • 260  
Independence, Ohio

1968 Helms Athletic Foundation first-team All-American ... Two-time (1967 and 1968) first-team All-Southeastern Conference pick ... Led the Vols to the 1967 SEC championship with a 21-7 overall record and a 15-3 league mark ... 1968 team MVP ... Led Tennessee

in rebounding in 1967 (10.2 rpg) and 1968 (11.3 rpg) ... The first 7-foot player in Tennessee history ... Nicknamed "The Bull" ... Voted the best rebounder in the SEC by the league's players ... Averaged a double-double during his junior and senior seasons ... Fourth overall pick in the 1968 NBA Draft ... Played 10 seasons for Chicago ... His 37 rebounds against Phoenix on Jan. 8, 1970, has stood as a Chicago Bulls record for more than 40 seasons ... Ranks second all-time in Chicago Bulls history with 5,745 career rebounds ... Named an SEC Legend in 2003 ... Passed away March 26, 2013.



**BILL JUSTUS**  
Guard • 6-1 • 175  
Knoxville, Tenn.

1969 Helms Athletic Foundation first-team All-American ... Two-time (1968 and 1969) first-team All-Southeastern Conference selection after earning honorable mention honors as a sophomore in 1967 ... Earned Academic All-SEC and All-American honors in 1968 ... Helped lead the Vols to a 21-7 overall record and the 1966-67 SEC championship ... Named the team MVP in 1969 ... An aggressive player who would dive for loose balls and battle the big men for rebounds ... Led the NCAA while setting a school record with his 90.5-percent (133-of-147) free-throw shooting in 1969 ... Connected on 18 consecutive free throws against Ohio in 1969 to set a school record ... Knocked down the winning free throws in the triple-overtime win at Mississippi State for the 1967 SEC championship ... Finished his career with 1,236 points after averaging 15.1 points per game during his career ... Drafted in the 10th round of the 1969 NBA Draft by Philadelphia ... Named an SEC Legend in 2006.



**JIMMY ENGLAND**  
Guard • 6-1 • 170  
Knoxville, Tenn.

1971 Helms Athletic Foundation first-team All-American ... Two-time (1970 and 1971) first-team All-Southeastern Conference selection ... Led the SEC in free-throw percentage (89.7 percent in 1969-70) and assists (5.4 apg in 1970-71) ... Led the Vols in scoring, free

throws and assists as a junior and senior ... Earned the nickname "Mr. Clutch" during his career at Tennessee ... Captained the 1970-71 team that went 21-7 and finished second in the SEC despite being undersized ... A member of the SEC All-Sophomore team in 1968-69 ... Finished his career third on Tennessee's career scoring list with 1,407 points ... Averaged 20.6 points as a senior in 1971 ... Served as a student assistant coach on the Vols' 1971-72 SEC championship team, which recorded a 19-6 overall record and a 14-4 mark in league play ... Drafted in the sixth round of the 1971 NBA Draft by the Chicago Bulls ... Named an SEC Legend in 2011 ... Inducted into the Tennessee Sports Hall of Fame in 2015 ... Passed away June 16, 2016.



**BERNARD KING**  
Forward • 6-7 • 205  
Brooklyn, N.Y.

Tennessee's only men's basketball representative in the Naismith Memorial Basketball Hall of Fame (inducted 2013) ... Considered one of the best players in Southeastern Conference history ... Earned first-team All-American in each of his three seasons at Tennessee, including

consensus All-America honors following his junior campaign in 1977 ... One of five players selected to the 25-Year All-SEC Team by the Lakeland Ledger in 1986 ... Teamed with frontline mate Ernie Grunfeld to comprise one of the most powerful one-two scoring punches in college basketball ... Became known as the "Ernie and Bernie Show" ... Along with Grunfeld, graced the cover of *Sports Illustrated* on Feb. 9, 1976 ... Drew standing-room only crowds everywhere they played ... Entered the NBA draft prior to his senior season ... Finished his career ranking second all-time in UT history with 1,962 career points and 1,004 rebounds ... Coached by Ray Mears ... Three-time SEC Player of the Year ... Led the Southeastern Conference with 25.8 points and 14.4 rebounds per game as a junior ... Led the Vols to the 1977 Southeastern Conference championship with a 22-6 overall record and a 16-2 mark in the SEC ... His 25.8 points per game as a junior is second on UT's records list ... Led the Vols to an appearance in the 1976 NCAA Tournament ... Led the Southeastern Conference with 26.4 points per game as a freshman ... Scored 42 points in his first collegiate game ... Set the Tennessee record for highest single-season scoring average at 26.4 ppg in 1974-75 ... Scored 28 points and had 20 rebounds in his SEC debut against Auburn ... Drafted in the first round (seventh overall selection) by the New Jersey Nets in the 1977 NBA Draft ... Played 14 seasons (he missed two full seasons due to injuries) in the NBA with New Jersey, Utah, Golden State, New York Knicks and Washington ... Led the NBA in scoring during the 1985 season when he averaged 32.9 points for the New York Knicks ... Two-time first-team All-NBA selection (1984 and 1985) ... Second-team All-NBA (1982) ... Third-team All-NBA (1991) ... All-Rookie Team (1978) ... Comeback Player of the Year (1981) ... Four-time NBA All Star (1982, 1984, 1985, 1991) ... Finished his career after the 1993 season ... Career scoring average of 22.5 points per game (19,655 points in 874 games) ... Was the first Tennessee basketball player to have his number retired, as his No. 53 was hung from the Thompson-Boling Arena rafters during a halftime ceremony Feb. 13, 2007 ... Named an SEC Legend in 2008 ... Was among seven New York Knicks greats honored during a Legend's Night ceremony at Madison Square Garden on March 23, 2009.

**ERNIE GRUNFELD**

**Forward • 6-6 • 215**  
Forest Hills, N.Y.

One of the most decorated basketball players in the nation during the 1970s, he was a two-time first-team All-American selection ... Joined Bernard King to form the duo "Ernie and Bernie" that dominated the Southeastern Conference during the 1970s ... Along with King, graced the

cover of *Sports Illustrated* on Feb. 9, 1976 ... Earned SEC Player of the Year honors as a senior in 1977 ... Four-time (1974, 1975, 1976, 1977) first-team All-Southeastern Conference selection ... A second-team selection on the 25-Year All-SEC Team by the Lakeland Ledger in 1986 ... Led the SEC in scoring with 25.3 points per game in 1976 ... Finished his career as Tennessee's all-time scorer and ranked second in SEC history with 2,249 career points ... The first player in Tennessee history to score more than 2,000 career points ... Career scoring average of 22.3 points per game is second only to King in UT's record books ... Led Tennessee to a 22-6 overall record and the 1976-77 Southeastern Conference championship ... The Vols were 78-29 (.729) during his four years in Knoxville ... Played for the legendary coach Ray Mears at UT ... Scored career-high of 43 points against Kentucky during the 1975-76 season ... Became Tennessee's first Olympian when he helped lead the United States to the gold medal at the 1976 Olympics in Montreal, Canada ... The Romanian-born Grunfeld also represented the United States in the Maccabiah Games in Israel, the PanAm Games in Mexico City and the International Cup in Europe ... Became the 11th overall pick in the 1977 NBA Draft by the Milwaukee Bucks ... Enjoyed a nine-year professional career, playing for the Bucks, Kansas City Kings and New York Knicks ... Averaged 7.4 points per game during his 693-game career ... Climbed through the NBA front office ranks to become the general manager of the New York Knicks and Milwaukee Bucks before taking over as the president of basketball operations for the Washington Wizards in 2003 ... Named an SEC Legend in 2001 ... Had his No. 22 retired by Tennessee during a halftime ceremony March 2, 2008 ... Currently holds the title of president of the Wizards (with GM duties).

**REGGIE JOHNSON**

**Center • 6-9 • 210**  
Ellenwood, Ga.

Two-time first-team All-American selection ... Three-time (1978, 1979, 1980) first-team All-Southeastern Conference pick ... Led the SEC in field-goal percentage in 1977 by making 64.5 percent of his shots ... Finished his career ranking second all-time on Tennessee's scoring lists with 2,103 career points ... Helped lead the Vols to a 22-6 overall record and the 1977 Southeastern Conference championship ... Named team MVP three times (1978, 1979, 1980) ... The 15th overall pick in the 1980 NBA Draft by the San Antonio Spurs ... Played seven seasons in the NBA with San Antonio, Cleveland, Kansas City, Philadelphia and New Jersey ... Named an SEC Legend in 1999.

**HOWARD WOOD**

**Center • 6-7 • 235**  
East Hampton, N.Y.

Named second-team All-American in 1981 by Converse ... Earned first-team All-SEC honors as a senior in 1981 ... An All-District selection in 1981 by the NABC and USBWA ... Second-round NBA Draft pick by Utah ... Finished his career at Tennessee with 1,201 career points and 595 rebounds ... Named the MVP of the 1980 Sugar Bowl Classic and the 1979 Volunteer Classic.

**DALE ELLIS**

**Forward • 6-7 • 205**  
Marietta, Ga.

Two-time first-team All-American ... Earned consensus first-team All-American honors in 1983 ... 1983 *Playboy* Preseason All-American selection ... Three-time (1981, 1982, 1983) first-team All-Southeastern Conference selection ... Two-time (1982 and 1983) Southeastern

Conference Player of the Year ... In a poll of the SEC's coaches in 1989 by the *Clarion Ledger/Jackson Daily News*, was named to the SEC Team of the 1980s ... An honorable mention pick on the 25-Year All-SEC Team chosen by the *Lakeland Ledger* in 1986 ... Selected to the SEC All-Freshman team in 1980 ... *Sports Illustrated* National Player of the Week for the week of Jan. 30, 1982 ... Led the SEC in field-goal percentage in 1982 by making 65.4 percent of his shots ... Set Tennessee record (has since been broken) for single-season scoring with 724 points in 1982-83 ... Led Tennessee to a 20-10 overall record and the 1981-82 Southeastern Conference championship ... Finished his career ranking third on Tennessee's career scoring lists with 2,065 career points ... Finished his collegiate career holding Tennessee field-goal percentage records for both single-season (65.4 percent in 1981-82) and career (59.5 percent) ... The ninth overall selection in the 1983 NBA Draft by the Dallas Mavericks ... Played 19 seasons in the NBA for nine different teams ... Arguably the best 3-point shooter in NBA history, he led the league with a .464 3-point shooting percentage in 1997-98 ... Earned third-team All-NBA honors in 1988-89, when he averaged a career-best 27.5 points and 4.2 rebounds per game ... Won the NBA Long Distance Shootout during the 1989 All-Star Weekend in Houston ... Scored 27 points on 12-of-16 shooting in the 1989 NBA All-Star Game ... Earned the NBA Most Improved Player Award in 1986-87 when he averaged 24.9 points per game for Seattle ... Named an SEC Legend in 2004 ... His No. 14 jersey was retired by Tennessee during a pregame ceremony March 1, 2014 ... Inducted into the Atlanta Sports Hall of Fame Feb. 6, 2015.

**TONY WHITE**

**Guard • 6-2 • 170**  
Charlotte, N.C.

Third-team All-American selection in 1987 by the Associated Press and UPI ... Two-time first-team All-SEC selection (1986 & 1987) ... Named SEC Player of the Year in 1987 by the UPI ... Joined Bernard King as the only two Vols to win two SEC scoring titles, leading the league in 1986 and 1987

... Finished his career ranking second on UT's career scoring lists with 2,219 career points ... It was the fifth-highest scoring total in SEC history at the time ... Set the UT single-game scoring record with 51 points against Auburn ... Earned SEC All-Tournament honors in 1984 and 1987 ... Selected in the second round (33rd overall selection) of the 1987 NBA Draft by the Chicago Bulls ... Named an SEC Legend in 2002.

OUTLOOK

PLAYERS

STAFF

REVIEW

RESULTS

RECORDS

HONORS

POSTSEASON

VOLTMANAC

MEDIA INFO







**ALLAN HOUSTON**  
Guard • 6-6 • 200  
Louisville, Ky.

Two-time second-team All-American selection ... Finished his career as Tennessee's all-time leading scorer with 2,801 career points ... Ranked 13th in NCAA history in scoring at the conclusion of his career ... His 346 career 3-pointers led the SEC and ranked sixth all-time in the NCAA at

the conclusion of his career ... Led the SEC in scoring with 22.3 points in 1993 ... Became only the fourth SEC player in SEC history to score 2,000 points in three seasons ... Joined Ernie Grunfeld as UT's only players to be four-time first-team All-SEC selections ... Named MVP of the 1991 SEC Tournament ... Selected to the ESPN Silver Anniversary All-SEC Team in 2004 ... A member of the United State's gold-medal-winning team at the 2000 Olympics in Sydney, Australia ... First-round draft pick (11th selection overall) of the Detroit Pistons in 1993 ... As a member of the New York Knicks in 2000 and 2001, he was named to the NBA All-Star team ... Named an SEC Legend in 2007 ... Had his No. 20 retired by Tennessee during a halftime ceremony March 6, 2011 ... Currently serves as the assistant general manager of the New York Knicks as well as general manager of the Knicks' NBDL affiliate team, the Westchester Knicks.



**RON SLAY**  
Forward • 6-8 • 240  
Nashville, Tenn.

One of the most entertaining players in the history of the Southeastern Conference ... Earned third-team All-American honors in 2003 by the Associated Press ... Named the 2003 SEC Player of the Year after leading the league with 21.2 points per game ... Named a finalist for the 2003 Wooden Award ...

Considered by many to be the best sixth-man in the nation his first two years at Tennessee ... Earned third-team All-SEC honors as a sophomore ... Finished his career ranking 13th all-time at UT with 1,569 career points ... The 2015-16 season (France) was his 13th and final year playing professional basketball overseas.



**CHRIS LOFTON**  
Guard • 6-2 • 200  
Maysville, Ky.

One of the most prolific 3-point shooters in NCAA history ... A three-time second-team All-American selection, earning consensus honors in 2007 ... 2008 John R. Wooden Award All-American ... Three-time first team All-SEC selection ... 2007 Associated Press SEC Player of the Year ... Recipient of

the NABC Career Achievement Award ... Seven SEC Player of the Week honors are the most in league history ... Holds the SEC record and ranked third in NCAA history with 431 career 3-pointers ... Broke virtually all of Tennessee's 3-point records, setting single-game records for 3-pointers made (9) and attempted (20) and single-season records for 3-pointers made (118) and attempted (307) ... Career 3-point percentage (.422) ranks second in school history ... Owned the top three single-season 3-point efforts in school history ... Led the SEC with 20.8 points per game as a junior in 2007 ... Finished his career ranked fourth in school history with 2,131 points ... Selected by the Iowa Energy with the sixth overall pick in the 2010 NBA D-League Draft ... Inducted into the Kentucky High School Basketball Hall of Fame July 12, 2014 ... Is still playing professional basketball overseas, most recently in Turkey.



**TOBIAS HARRIS**  
Forward • 6-8 • 226  
Dix Hills, N.Y.

Named to the United States Basketball Writers Association (USBWA) Freshman All-American Team in 2011 ... Is the only "Freshman All-American" honoree in UT history (Bernard King earned *regular* All-American acclaim as a freshman in 1975) ... Also received second-team All-SEC honors while

ranking fifth nationally among all "major" conference freshmen in scoring (15.3 ppg) and sixth nationally in rebounding (7.3 rpg) ... Tennessee's second-leading scorer during the 2010-11 season, he averaged close to a double-double in SEC play (14.7 ppg, 7.9 rpg), and his eight double-doubles tied for third-most among all SEC players ... Named to the SEC All-Freshman Team, the NIT Season Tip-Off All-Tournament Team and the SI.com "Freshmen Who Fit" Team ... Was a three-time SEC Freshman of the Week selection ... Selected by the Charlotte Bobcats with the 19th overall pick in the 2011 NBA Draft and had his rights immediately dealt to the Milwaukee Bucks as part of a three-team trade ... Traded to the Orlando Magic on Feb. 21, 2013 ... Named to USA Basketball's 2014 Men's Select Team ... Traded to the Detroit Pistons on Feb. 16, 2016.

LEGENDS IN THE RAFTERS

■ TENNESSEE'S RETIRED NUMBERS

Name	No.	Honored on
Ray Mears ( <i>coach</i> )	*	March 1, 2006
John Ward ( <i>broadcaster</i> )	*	March 1, 2006
Bernard King	53	Feb. 13, 2007
Ernie Grunfeld	22	March 2, 2008
Allan Houston	20	March 6, 2011

\* Honored with a personalized banner bearing the Tennessee "Power T" logo

■ TENNESSEE'S RETIRED JERSEYS

Name	No.	Honored on
Dale Ellis	14	March 1, 2014

The following are the criteria by which former student-athletes will be eligible for the honor of jersey retirement at the University of Tennessee:

- The student-athlete must have demonstrated outstanding character, integrity, and commitment to UT during his/her athletic career.
- Any student-athlete under consideration must have graduated or have left UT in good academic standing, which would have made them eligible to return and compete.
- Former student-athletes are eligible for this honor five years after exhausting their eligibility. If they left school early without exhausting their eligibility, they are eligible eight years after leaving UT.
- Extenuating circumstances may be considered by the committee, and modifications of the policy may be considered under such circumstances by mutual agreement of the Faculty Athletics Representative and the Vice Chancellor/Director of Athletics.

A student-athlete will be eligible for consideration if they achieve three of the five criteria listed below:

- SEC Player of the Year
- National Award (Player of the Year, Wooden Award, or similar honor)
- First-Team All-American
- Career record holder in a significant category (as determined by the committee) at the UT, SEC, or national level upon completion of career
- National championship during tenure

There is a nominating committee that will determine when an individual will be honored with a retired jersey, and any member of the committee can bring a nomination. The composition of that committee includes the Faculty Athletics Representative, Vice Chancellor/Director of Athletics, the sport administrator of the selected sport, the media relations contact for selected sport or the associate athletics director/communications (or designee), and the senior woman administrator.

# ALL-SOUTHEASTERN CONFERENCE

## ■ FIRST-TEAM

- 1936** Harry Anderson (SEC)  
Floyd "Biggy" Marshall (SEC)  
**1937** Floyd "Biggy" Marshall (SEC)  
Gene Johnson (SEC)  
**1939** Gilbert Huffman (SEC)  
**1940** Bernie Mehen (SEC)  
Frank Thomas (SEC)  
**1941** Frank Thomas (SEC)  
Gilbert Huffman (SEC)  
**1942** Dick Mehen (SEC)  
**1943** Dick Mehen (SEC)  
**1945** Garland "Mule" O'Shields (SEC)  
Paul "Lefty" Walther (SEC)  
**1948** Paul "Lefty" Walther (SEC)  
**1949** Paul "Lefty" Walther (AP)  
**1950** Art Burris (SEC)  
Ed "Britches" Montgomery (SEC)  
**1955** Ed Wiener (AP)  
Carl Widseth (AP)  
**1956** Carl Widseth  
**1958** Gene Tormohlen (AP, Coaches)  
**1959** Gene Tormohlen (AP, Coaches)  
Dalen Showalter (Coaches)  
**1960** Dalen Showalter (AP, Coaches)  
**1963** Danny Schultz (Coaches)  
**1964** Danny Schultz (AP, Coaches)  
A.W. Davis (Coaches)  
**1965** A.W. Davis (AP, UPI, Coaches)  
**1966** Austin "Red" Robbins (Coaches)  
Ron Widby (UPI, Coaches)  
**1967** Ron Widby (AP, UPI, Coaches)  
Tom Boerwinkle (AP, Coaches)  
**1968** Tom Boerwinkle (AP, UPI, Coaches)  
Bill Justus (Coaches)  
**1969** Bill Justus (AP, Coaches)  
**1970** Bobby Croft (Coaches)  
Jimmy England (Coaches)  
**1971** Jimmy England (AP, UPI, Coaches)  
Don Johnson (Coaches)  
**1972** Mike Edwards (AP, UPI, Coaches)  
Len Kosmalski (AP, Coaches)  
**1973** Mike Edwards (AP, UPI, Coaches)  
Len Kosmalski (Coaches)  
**1974** Len Kosmalski (Coaches)  
Ernie Grunfeld (AP, Coaches)  
**1975** Ernie Grunfeld (AP, UPI, Coaches)  
Bernard King (AP, UPI, Coaches)  
**1976** Bernard King (AP, UPI, Coaches)  
Ernie Grunfeld (AP, UPI, Coaches)  
**1977** Bernard King (AP, UPI, Coaches)  
Ernie Grunfeld (AP, UPI, Coaches)  
**1978** Reggie Johnson (Coaches)  
**1979** Reggie Johnson (AP, UPI, Coaches)  
**1980** Reggie Johnson (AP, UPI, Coaches)  
**1981** Gary Carter (Coaches)  
Dale Ellis (Coaches)  
Howard Wood (Coaches)  
**1982** Dale Ellis (AP, UPI, Coaches)  
**1983** Dale Ellis (AP, UPI, Coaches)  
**1985** Michael Brooks (AP, UPI, Coaches)  
**1986** Tony White (AP, UPI, Coaches)  
**1987** Tony White (AP, UPI, Coaches)  
**1988** Dyron Nix (AP, UPI, Coaches)  
**1989** Dyron Nix (UPI, Coaches)  
**1990** Allan Houston (AP, UPI, Coaches)  
**1991** Allan Houston (AP, UPI, Coaches)  
**1992** Allan Houston (AP, Coaches)  
**1993** Allan Houston (AP, Coaches)  
**2000** Tony Harris (AP, Coaches)  
**2002** Vincent Yarbrough (AP, Coaches)  
**2003** Ron Slay (AP, Coaches)

- 2006** Chris Lofton (AP, Coaches)  
**2007** Chris Lofton (AP, Coaches)  
**2008** Chris Lofton (AP, Coaches)  
Tyler Smith (AP, Coaches)  
**2009** Tyler Smith (AP, Coaches)  
**2010** Wayne Chism (Coaches)  
**2011** Scotty Hopson (Coaches)  
**2013** Jordan McRae (AP, Coaches)  
**2014** Jordan McRae (AP, Coaches)  
Jarnell Stokes (AP, Coaches)  
**2015** Josh Richardson (AP, Coaches)

## ■ SECOND-TEAM

- 1934** Dave McPherson (SEC)  
**1937** Wilton Putnam (SEC)  
Alvin Rice (SEC)  
**1938** Wilton Putnam (SEC)  
**1939** Frank Thomas (SEC)  
**1940** Gilbert Huffman (SEC)  
**1941** Bernie Mehen (SEC)  
**1942** Bernie Mehen (SEC)  
Mike Balitsaris (SEC)  
**1943** Paul Herman (SEC)  
Ted Cook (SEC)  
**1945** Bob Kemper (SEC)  
Irvin Barnett (SEC)  
**1949** Hugh Jones (AP)  
**1954** Ed Wiener (AP)  
Carl Widseth (AP)  
**1956** Carl Widseth (AP, Coaches)  
**1963** Danny Schultz (AP)  
**1964** A.W. Davis (AP)  
**1965** Ron Widby (AP)  
**1966** Austin "Red" Robbins (AP, UPI)  
Ron Widby (AP)  
**1967** Tom Boerwinkle (UPI)  
**1968** Bill Justus (AP, UPI)  
**1970** Bobby Croft (AP, UPI)  
Jimmy England (AP, UPI)  
**1971** Don Johnson (AP)  
**1972** Len Kosmalski (UPI)  
**1973** Len Kosmalski (AP)  
**1974** Len Kosmalski (UPI)  
**1977** Mike Jackson (UPI)  
**1978** Reggie Johnson (AP, UPI)  
**1981** Gary Carter (AP)  
Dale Ellis (AP, UPI)  
Howard Wood (UPI)  
**1989** Dyron Nix (AP)  
**1993** Corey Allen (Coaches)  
**1995** Steve Hamer (AP)  
**1996** Steve Hamer (AP, Coaches)  
**1997** Brandon Wharton (AP, Coaches)  
**1998** Tony Harris (AP)  
C.J. Black (Coaches)  
**1999** Tony Harris (AP)  
Brandon Wharton (Coaches)  
**2000** Vincent Yarbrough (AP, Coaches)  
**2001** Vincent Yarbrough (AP, Coaches)  
**2002** Marcus Haislip (Coaches)  
**2004** Scooter McFadgon (AP, Coaches)  
**2006** C.J. Watson (AP, Coaches)  
**2008** JaJuan Smith (Coaches)  
**2009** Wayne Chism (Coaches)  
**2010** Wayne Chism (AP)  
**2011** Tobias Harris (Coaches)  
Scotty Hopson (AP)  
**2012** Jeronne Maymon (AP, Coaches)  
**2012** Jarnell Stokes (AP, Coaches)  
**2016** Kevin Punter Jr. (AP, Coaches)

## ■ THIRD-TEAM

- 1950** Art Burris (AP)  
**1951** Bob Garrison (AP)  
**1956** Herman Thompson (AP)  
**1957** Herman Thompson (AP)  
**1959** Dalen Showalter (AP)  
Ken Coulter (AP)  
**1965** Howard Bayne (AP)  
Ron Widby (UPI)  
**1967** Bill Justus (UPI)  
**1969** Bobby Croft (AP)  
Bill Hann (AP)  
Bill Justus (UPI)  
**1971** Jim Woodall (AP)  
Don Johnson (UPI)  
**1973** Larry Robinson (AP, UPI)  
Len Kosmalski (UPI)  
John Snow (UPI)  
**1974** Len Kosmalski (AP)  
John Snow (AP)  
Ernie Grunfeld (UPI)  
**1976** Mike Jackson (AP)  
**1977** Mike Jackson (AP)  
Johnny Darden (AP)  
**1978** Johnny Darden (UPI)  
**1979** Terry Crosby (AP)  
**1981** Howard Wood (AP)  
Gary Carter (UPI)  
**1985** Tony White (AP, UPI)  
**1987** Dyron Nix (AP, UPI)  
**1989** Clarence Swearengen (UPI)  
**1990** Greg Bell (AP)

## KEY

AP - Associated Press  
UPI - United Press International

## ■ SEC ALL-DEFENSIVE TEAM

- 2008** JaJuan Smith  
**2014** Josh Richardson  
**2015** Josh Richardson

## ■ SEC ALL-FRESHMAN TEAM

- 1988** Greg Bell  
**1990** Allan Houston  
**1993** Steve Hamer  
**1994** Ed Gray  
**1996** Brandon Wharton  
**1997** C.J. Black  
**1998** Tony Harris  
Isiah Victor  
**1999** Vincent Yarbrough  
**2003** C.J. Watson  
**2005** Chris Lofton  
**2007** Wayne Chism  
Duke Crews  
Ramar Smith  
**2009** Scotty Hopson  
**2011** Tobias Harris  
**2012** Jarnell Stokes

The SEC All-Freshman team is voted on by the league's head coaches. The 1999 team, however, was selected by a 13-member media panel.

OUTLOOK

PLAYERS

STAFF

REVIEW

RESULTS

RECORDS

HONORS

POSTSEASON

VOLTMANAC

MEDIA INFO



## OTHER SEC HONORS

## ■ SEC ALL-TOURNAMENT TEAM

- 1934** Dave McPherson (2nd)  
**1936** Floyd "Biggy" Marshall (1st)  
 Harry Anderson (1st)  
**1937** Floyd "Biggy" Marshall (1st)  
 Gene Johnson (1st)  
 Wilton Putnam (2nd)  
 Alvin Rice (2nd)  
**1938** Wilton Putnam (2nd)  
**1939** Gilbert Huffman (1st)  
 Frank Thomas (2nd)  
**1940** Bernie Mehen (1st)  
 Frank Thomas (1st)  
 Gilbert Huffman (2nd)  
**1941** Frank Thomas (1st)  
 Gilbert Huffman (1st)  
 Bernie Mehen (2nd)  
**1942** Dick Mehen (1st)  
 Bernie Mehen (2nd)  
 Mike Balitsaris (2nd)  
**1943** Dick Mehen (1st)  
 Paul Herman (2nd)  
 Ted Cook (2nd)  
**1945** Paul "Lefty" Walther (1st)  
 Garland "Mule" O'Shields (1st)  
 Bob Kemper (2nd)  
 Irvin Barnett (2nd)  
**1948** Paul Walther (1st)  
**1949** Paul Walther (2nd)  
**1950** Art Burris (1st)  
 Ed "Britches" Montgomery (1st)  
 Hugh Jones (2nd)  
**1952** Tommy Bartlett (2nd)  
**1979** Terry Crosby  
**1982** Dale Ellis  
**1983** Dale Ellis  
**1984** Tony White  
**1987** Tony White  
**1991** Carlus Groves  
 Allan Houston (MVP)  
**1996** Steve Hamer  
**2009** Wayne Chism  
 Tyler Smith

Only a first-team SEC All-Tournament Team was selected beginning in 1979.

## ■ SEC PLAYER OF THE YEAR

- 1967** Ron Widby (UPI, AP)  
**1972** Mike Edwards (UPI)  
**1975** Bernard King (UPI)  
**1976** Bernard King (UPI, AP)  
**1977** Ernie Grunfeld (UPI, AP)  
 Bernard King (AP)  
**1982** Dale Ellis (UPI, AP)  
**1983** Dale Ellis (AP)  
**1987** Tony White (UPI)  
**2003** Ron Slay (AP)  
**2007** Chris Lofton (AP)

## ■ SEC PLAYER OF THE WEEK

- 1985** Tony White (Jan. 21)  
 Michael Brooks (Jan. 28)  
**1987** Tony White (Jan. 19)  
 Tony White (Feb. 23)  
**1988** Dyron Nix (Feb. 8)  
 Dyron Nix (March 3)  
**1989** Dyron Nix (Nov. 29)  
 Dyron Nix (Dec. 6)  
 Dyron Nix (December)  
**1990** Allan Houston (Feb. 11)  
**1991** Allan Houston (Jan. 27)

- 1992** Carlus Groves (Jan. 27)  
**1993** Allan Houston (December)  
 Allan Houston (Feb. 15)  
 Corey Allen (March 1)  
**1995** Steve Hamer (Jan. 16)  
**1996** Steve Hamer (Dec. 11)  
 Steve Hamer (Feb. 25)  
**1998** Tony Harris (Feb. 9)  
 Rashard Lee (Feb. 23)  
**1999** Brandon Wharton (Jan. 18)  
**2000** Vincent Yarbrough (Jan. 31)  
 Tony Harris (Feb. 14)  
**2001** Tony Harris (Nov. 27)  
 Isiah Victor (Jan. 8)  
**2002** Vincent Yarbrough (Nov. 19)  
 Vincent Yarbrough (Feb. 4)  
**2003** Ron Slay (Feb. 10)  
 Ron Slay (Feb. 17)  
**2006** C.J. Watson (Dec. 12)  
 Chris Lofton (Dec. 19)  
 Chris Lofton (Jan. 23)  
 Chris Lofton (Feb. 13)  
**2007** Chris Lofton (Nov. 20)  
 Chris Lofton (Dec. 11)  
 Chris Lofton (Dec. 24)  
**2008** J.P. Prince (Dec. 24)  
 JaJuan Smith (Jan. 14)  
 Tyler Smith (Feb. 25)  
 Chris Lofton (Feb. 11)  
**2009** Tyler Smith (Dec. 8)  
**2010** Bobby Maze (Jan. 11)  
 Wayne Chism (Feb. 22)  
**2011** Scotty Hopson (Nov. 29)  
 Scotty Hopson (Dec. 13)  
**2012** Trae Golden (Nov. 14)  
 Jarnell Stokes (March 5)  
**2013** Trae Golden (Dec. 17)  
 Jarnell Stokes (Feb. 11)  
 Trae Golden (Feb. 25)  
 Jarnell Stokes (March 11)  
**2014** Jordan McRae (Nov. 25)  
 Jordan McRae (Jan. 6)  
 Jarnell Stokes (March 10)  
**2015** Josh Richardson (Dec. 15)  
 Armani Moore (Jan. 19)  
**2016** Armani Moore (Feb. 22)

## ■ SEC ROOKIE OF THE WEEK

- 1988** Greg Bell (Feb. 22)  
**1990** Allan Houston (Jan. 7)  
 Allan Houston (Feb. 25)  
**1992** Corey Allen (Jan. 13)

The SEC Rookie of the Week award was discontinued following the 1992 season.

## ■ SEC FRESHMAN OF THE WEEK

- 2007** Duke Crews (Dec. 24)  
 Ramar Smith (Jan. 8)  
 Ramar Smith (Feb. 5)  
 Wayne Chism (Feb. 12)  
 Ramar Smith (March 5)  
**2008** Brian Williams (Dec. 17)  
**2009** Scotty Hopson (Nov. 17)  
 Scotty Hopson (March 2)  
**2011** Tobias Harris (Nov. 22)  
 Tobias Harris (Dec. 6)  
 Tobias Harris (Jan. 31)  
**2012** Jarnell Stokes (Jan. 23)  
**2016** Admiral Schofield (Jan. 11)

## ■ SEC COACH OF THE YEAR

- 1967** Ray Mears (AP, UPI, KNS)

- 1977** Ray Mears (AP, UPI, KNS)  
**1979** Don DeVoe (AP)  
**1981** Don DeVoe (KNS)  
**1982** Don DeVoe (AP, UPI, KNS)  
**1998** Jerry Green (AP)  
**2006** Bruce Pearl (AP)  
**2008** Bruce Pearl (AP, Coaches)

## ■ SEC BASKETBALL LEGENDS

- 1999** Reggie Johnson  
**2000** A.W. Davis  
**2001** Ernie Grunfeld  
**2002** Tony White  
**2003** Tom Boerwinkle  
**2004** Dale Ellis  
**2005** Ron Widby  
**2006** Bill Justus  
**2007** Allan Houston  
**2008** Bernard King  
**2009** Paul "Lefty" Walther  
**2010** Don DeVoe  
**2011** Jimmy England  
**2012** Gene Tormohlen  
**2013** Len Kosmalski  
**2014** Ed Wiener  
**2015** Johnny Darden  
**2016** Vincent Yarbrough

## ■ SEC SPORTSMANSHIP AWARD

- 2008** Chris Lofton

Since the 1998-99 season, each SEC school has selected a "legend" who is recognized at that spring's SEC Tournament.

## ■ 25-YEAR ALL-SEC TEAM

## ▲ First-Team

- |   |                          |         |
|---|--------------------------|---------|
| F | <b>Bernard King (UT)</b> | 1975-77 |
| F | Dan Issel (UK)           | 1968-70 |
| F | Clyde Lee (VU)           | 1964-66 |
| G | Pete Maravich (LSU)      | 1968-70 |
| G | Kyle Macy (UK)           | 1978-80 |

## ▲ Second Team

- |   |                            |         |
|---|----------------------------|---------|
| F | Dominique Wilkins (UGA)    | 1980-82 |
| F | Cotton Nash (UK)           | 1962-64 |
| F | Reginald King (UA)         | 1976-79 |
| G | <b>Ernie Grunfeld (UT)</b> | 1974-77 |
| G | John Mengelt (AU)          | 1969-71 |

- |   |                        |         |
|---|------------------------|---------|
| F | <b>Dale Ellis (UT)</b> | 1980-83 |
|---|------------------------|---------|

Selected in 1986 by a special panel for the Lakeland Ledger.

## ■ SEC TEAM OF THE 80s

- |   |                         |         |
|---|-------------------------|---------|
| F | <b>Dale Ellis (UT)</b>  | 1980-83 |
| F | Kenny Walker (UK)       | 1983-86 |
| C | Charles Barkley (AU)    | 1982-84 |
| F | Dominique Wilkins (UGA) | 1980-82 |
| F | Chuck Person (AU)       | 1983-86 |

Selected in 1989 by SEC coaches and conducted by the Clarion Ledger/Jackson Daily News.

## ■ ESPN SILVER ANNIVERSARY ALL-SEC TEAM

- |   |                           |         |
|---|---------------------------|---------|
| G | <b>Allan Houston (UT)</b> | 1989-93 |
| G | Chris Jackson (LSU)       | 1988-90 |
| C | Shaquille O'Neal (LSU)    | 1989-92 |
| F | Jamal Mashburn (UK)       | 1990-93 |
| F | Chuck Person (AU)         | 1982-86 |

# VARIOUS REGIONAL & NATIONAL HONORS

## ■ McDONALD'S ALL-AMERICAN

- 1985 Doug Roth
- 1989 Allan Houston
- 1996 Charles Hathaway
- 1997 Tony Harris
- 1998 Vincent Yarbrough
- 2008 Scotty Hopson
- 2010 Tobias Harris

*This is a prep honor.*

## ■ NABC ALL-DISTRICT 21 TEAM

- 2006 Chris Lofton
- 2007 Chris Lofton
- 2008 Chris Lofton  
Tyler Smith (2nd)
- 2009 Tyler Smith
- 2010 Wayne Chism (2nd)
- 2011 Scotty Hopson (2nd)
- 2013 Jarnell Stokes
- 2014 Jordan McRae (2nd)  
Jarnell Stokes
- 2015 Josh Richardson (2nd)
- 2016 Kevin Punter Jr. (2nd)

*Tennessee was in District 7 prior to 2009.*

## ■ NABC CAREER ACHIEVEMENT AWARD

- 2008 Chris Lofton

## ■ NAISMITH MEMORIAL BASKETBALL HALL OF FAME

- 2013 Bernard King

## ■ OLYMPIC GAMES

- 1976 Ernie Grunfeld (Gold)
- 2000 Allan Houston (Gold)

## ■ PLAYBOY ALL-AMERICAN

- 1983 Dale Ellis
- 1987 Tony White
- 1992 Allan Houston
- 1993 Allan Houston
- 2001 Tony Harris
- 2008 Chris Lofton

## ■ TENNESSEE ALL-CENTURY TEAM

- G Dane Bradshaw 2004-07
- F A.W. Davis 1962-65
- G Mike Edwards 1970-73
- F Dale Ellis 1979-83
- F Ernie Grunfeld 1973-77
- G Allan Houston 1989-93
- F Reggie Johnson 1976-80
- G Billy Justus 1966-69
- F Bernard King 1974-77
- G Chris Lofton 2004-08
- G Bernie Mehen 1940-42
- F Dyron Nix 1985-89
- F Ron Slay 1999-2003
- G Herman Thompson 1953-57
- C Gene Tormohlen 1956-59
- F Paul "Lefty" Walther 1947-49
- G C.J. Watson 2003-06
- G Tony White 1983-87
- F Ron Widby 1964-67
- C Carl Widseth 1952-56

*Selected during the 2008-09 season by fan vote and a university-appointed selection committee.*

## ■ USBWA ALL-DISTRICT IV TEAM

- 2006 Chris Lofton  
C.J. Watson
- 2007 Chris Lofton

- 2008 Chris Lofton  
Tyler Smith
- 2009 Tyler Smith
- 2010 Wayne Chism
- 2011 Scotty Hopson
- 2013 Jordan McRae
- 2014 Jordan McRae  
Jarnell Stokes
- 2015 Josh Richardson
- 2016 Kevin Punter Jr.

## ■ USBWA DISTRICT IV PLAYER OF THE YEAR

- 2006 Chris Lofton
- 2007 Chris Lofton

## ■ USBWA DISTRICT IV COACH OF THE YEAR

- 2006 Bruce Pearl
- 2008 Bruce Pearl

## ■ NATIONAL COACH OF THE YEAR

- 2000 Jerry Green (CBS Sportsline)
- 2006 Bruce Pearl (Sporting News, Basketball Times, CBS Sportsline)
- 2008 Bruce Pearl (Adolph Rupp Cup)

## ■ MACCABIAH GAMES

- 1953 Ed Wiener (Gold)
- 1973 Ernie Grunfeld (Silver)
- 2009 Bruce Pearl, Head Coach (Gold)  
Steven Pearl (Gold)

*The World Maccabiah Games is a quadrennial event that takes place in Israel. Jewish athletes from more than 50 countries compete.*

# USA BASKETBALL HISTORY

Player	Event/Team	Result
Ernie Grunfeld	1975 International Cup	4-4, Fifth Place
	1975 Pan American Games	9-0, Gold Medal
	1976 Olympic Games	7-0, Gold Medal
Tobias Harris	2010 Junior National Select Team	W, 101-97
	2014 Select Team	N/A
Scotty Hopson	2007 Youth Development Festival (Blue)	2-3, Silver Medal
	2008 Junior National Select Team	W, 98-78
	2010 Select Team	N/A
Allan Houston	1990 U18 Team	7-0, Gold Medal
	1992 Developmental Team	N/A
	1999 Tournament of the Americas	10-0, Gold Medal
	2000 Olympic Games	8-0, Gold Medal
Mike Jackson	1978 FIBA World Championship	6-4, Fifth Place
Scooter McFadgon	1999 Youth Development Festival (South)	5-0, Gold Medal
Dyron Nix	1988 Select Team	N/A
Doug Roth	1985 U.S. Olympic Festival (South)	3-1, Silver Medal
Ron Slay	2005 Tournament of the Americas	4-6, Fourth Place
Tyler Smith	2003 Youth Development Festival (South)	4-1, Gold Medal
	2004 Youth Development Festival (South)	5-0, Gold Medal
Jarnell Stokes	2012 U18 FIBA Americas Championship	5-0, Gold Medal
	2013 U19 FIBA World Championship	9-0, Gold Medal
C.J. Watson	2003 U19 FIBA Junior World Championship	7-1, Fifth Place
Tony White	1993 Tournament of the Americas	6-1, Gold Medal

Coach	Event/Team	Result
Don DeVoe, HC	1989 U.S. Olympic Festival (South)	1-3, Fourth Place
Jerry Green, Asst.	1993 COPABA U22 Qualifying Tournament	6-1, Silver Medal
	1993 U22 World Championship	8-0, Gold Medal
Cuonzo Martin, Asst.	2011 World University Games Team	7-1, Fifth Place



OUTLOOK

PLAYERS

STAFF

REVIEW

RESULTS

RECORDS

HONORS

POSTSEASON

VOLMANAC

MEDIA INFO



# ACADEMIC & SERVICE HONORS

## ■ ANSON MOUNT NATIONAL SCHOLAR-ATHLETE OF THE YEAR

1993 Lang Wiseman (Finance, 4.0)

## ■ H. BOYD MCWHORTER SEC MALE SCHOLAR-ATHLETE OF THE YEAR

1993 Lang Wiseman (Finance, 4.0)

## ■ FIRST-TEAM ACADEMIC ALL-AMERICA

1968 Bill Justus (Business Admin., B)

1993 Lang Wiseman (Finance, 4.0)

## ■ SECOND-TEAM ACADEMIC ALL-AMERICA

1992 Lang Wiseman (Finance, 4.0)

## ■ THIRD-TEAM ACADEMIC ALL-AMERICA

1972 Mike Edwards (Education, 3.2)

1991 Lang Wiseman (Finance, 4.0)

## ■ SEC ACADEMIC HONOR ROLL

1968 Bill Justus (Bus. Admin., B)

1971 Mike Edwards (Phys. Ed., B+)

1972 Larry Robinson (Phys. Ed., B+)

1973 Mike Edwards (Phys. Ed., B)

1974 John Snow (Bus. Admin., B)

1984 Myron Carter (Engineering, 3.26)

1986 Sam Arterburn (Finance, 3.12)

1987 Mark Griffin (Business, 3.37)

Russ Spivey (Biology/Business, 3.03)

1988 Mark Griffin (Marketing, 3.33)

1989 Mark Griffin (Marketing, 3.30)

1990 Shaun Thompson (Polit. Sci., 3.11)

1991 Lang Wiseman (Finance, 4.0)

Gannon Goodson (Business, 3.2)

1992 Lang Wiseman (Finance, 4.0)

Gannon Goodson (Business, 3.1)

1993 Lang Wiseman (Finance, 4.0)

Gannon Goodson (Business, 3.1)

1994 Gannon Goodson (Psych., 3.08)

1995 Clint Newman (Pre-Medical, 3.07)

1996 Clint Newman (Pre-Medical, 3.16)

1997 Aaron Green (History, 3.02)

Rashard Lee (Psychology, 3.00)

1998 Aaron Green (History, 3.05)

1999 Aaron Green (History, 3.10)

2004 Brandon Crump (Sport Mgmt, 3.05)

Fred Smithwick (Sport Mgmt, 3.02)

2005 Jordan Howell (Arts & Sciences)

Fred Smithwick (Sport Mgmt.)

2006 Dane Bradshaw (Sport Mgmt.)

Jordan Howell (Marketing)

2007 Ben Bosse (Business)

\*Dane Bradshaw (Sport Mgmt.)

Ryan Childress (Comm. Studies)

Rick Daniels-Mulholland (Civil Eng.)

Jordan Howell (Finance)

Justin Jackson (Sport Mgmt.)

Tanner Wild (Business)

2008 Quinn Cannington (Psychology)

Rick Daniels-Mulholland (Civil Eng.)

Jordan Howell (Finance)

Steven Pearl (Business)

Tanner Wild (Business)

2009 Quinn Cannington (Psychology)

\*Ryan Childress (Comm. Studies)

Steven Pearl (Marketing)

Tanner Wild (Sport Mgmt.)

2010 Quinn Cannington (Psychology)

Michael Hubert (Psychology)

Steven Pearl (Marketing)

2011 \*John Fields (Sport Psychology)

\*Michael Hubert (Psychology)

Rob Murphy (Management)

\*Steven Pearl (Marketing)

Tyler Summitt (Communication Studies)

2012 Rob Murphy (Logistics)

Tyler Summitt (Communication Studies)

2013 Rob Murphy (Logistics)

2015 Galen Campbell (Sport Mgmt.)

2016 Armani Moore (Sport Mgmt.)

\* while taking graduate-level courses

To qualify, a student-athlete must have a GPA of 3.00 or above for either the preceding academic year or have a cumulative GPA of 3.00 or above at the nominating institution.

## ■ SEC FRESHMAN ACADEMIC HONOR ROLL

2007 Quinn Cannington (Psychology)

Steven Pearl (Business)

2008 Brian Williams (Comm. Studies)

2009 Emmanuel Negeedu (Arts & Sciences)

2010 Skylar McBee (Arts & Sciences)

2016 Kyle Alexander (Comm. Studies)

2016 Brad Woodson (Kinesiology)

Became the SEC First-Year Academic Honor Roll starting in 2011, so to include junior-college transfers.

To qualify, a student-athlete must have a cumulative GPA of 3.00 or above at the nominating institution, be on scholarship or a letter winner and have completed 24 semester hours of non-remedial credit at the nominating institution.

## ■ SEC COMMUNITY SERVICE TEAM

2000 C.J. Black

2001 Jon Higgins

2002 Jon Higgins

2003 Jon Higgins

2004 C.J. Watson

2005 C.J. Watson

2006 Stanley Asumnu

2007 Chris Lofton

2008 Wayne Chism

2009 Wayne Chism

2010 Bobby Maze

2011 Melvin Goins

2012 Cameron Tatum

2013 Kenny Hall

2014 D'Montre Edwards

2015 Josh Richardson

2016 Kevin Punter Jr.

Formerly known as the SEC Good Works Team.



SCORING

Year	Name	G	Pts.	Avg.
1966-67	Ron Widby, F	28	619	22.1
1974-75	Bernard King, F	25	661	26.4
1975-76	Ernie Grunfeld, F	27	683	25.3
1976-77	Bernard King, F	26	672	25.8
1985-86	Tony White, G	28	622	22.2
1986-87	Tony White, G	29	711	24.5
1987-88	Dyron Nix, F	29	644	22.2
1992-93	Allan Houston, G	30	669	22.3
2002-03	Ron Slay, F	29	616	21.2
2006-07	Chris Lofton, G	31	645	20.8

REBOUNDING

Year	Name	G	Rbs.	Avg.
1975-76	Bernard King, F	25	325	13.0
1976-77	Bernard King, F	25	359	14.4
1986-87	Dyron Nix, F	29	294	10.1
1995-96	Steve Hamer, C	29	272	9.4
2013-14	Jarnell Stokes, F	37	392	10.6

OFFENSIVE REBOUNDS

Year	Name	G	Off. Rbs.	Avg.
2012-13	Jarnell Stokes, F	33	138	4.2
2013-14	Jarnell Stokes, F	37	155	4.2

FIELD GOAL PERCENTAGE

Year	Name	FGM	FGA	Pct.
1972-73	Larry Robinson, C	115	178	64.6
1974-75	Doug Ashworth, C	95	139	68.3
>> 1974-75	<b>Bernard King, F</b>	<b>273</b>	<b>439</b>	<b>62.2</b>
1975-76	Bernard King, F	260	454	57.3
1976-77	Reggie Johnson, F	131	203	64.5
1981-82	Dale Ellis, F	257	393	65.4
1995-96	Steve Hamer, C	187	325	57.5

FREE THROW PERCENTAGE

Year	Name	FTM	FTA	Pct.
1961-62	Tommy Wilson, G	84	96	87.5
1962-63	Danny Schultz, G	89	102	87.3
1963-64	Danny Schultz, G	95	104	91.4
1968-69	<b>Bill Justus, G</b>	<b>133</b>	<b>147</b>	<b>90.5</b>
1969-70	Jimmy England, G	131	146	89.7
1973-74	John Snow, G	81	91	89.0
1984-85	Michael Brooks, G	146	164	89.0
1986-87	Tony White, G	165	183	90.2
1990-91	Allan Houston, G	177	205	86.3
2003-04	Scotter McFadgon, G	134	147	91.2
2007-08	Chris Lofton, G	101	120	84.2

3-PT. FIELD GOAL PERCENTAGE

Year	Name	FGM	FGA	Pct.
2000-01	Jon Higgins, G	53	109	.486
2004-05	Chris Lofton, G	93	200	.465

3-PT. FIELD GOALS MADE

Year	Name	G	3FG	Avg.
2004-05	Chris Lofton, G	31	93	3.00
2005-06	Chris Lofton, G	30	114	3.80
2006-07	Chris Lofton, G	31	106	3.42

ASSISTS

Year	Name	G	Asst	Avg.
1968-69	Bill Hann, G	24	138	5.7
1970-71	Jimmy England, G	26	140	5.4
1972-73	Rodney Woods, G	26	142	5.9
1973-74	Rodney Woods, G	25	149	6.0
1974-75	Rodney Woods, G	26	227	8.7
1977-78	Johnny Darden, G	27	192	8.3
2004-05	C.J. Watson, G	31	155	5.0

STEALS

Year	Name	G	Stls	Avg.
2014-15	Josh Richardson, G	32	67	2.1

BLOCKED SHOTS

Year	Name	G	Blk	Avg.
1988-89	Doug Roth, C	30	60	2.0
1997-98	C.J. Black, F	29	73	2.5

ASSIST/TURNOVER RATIO

Year	Name	G	Ast/TO	Ratio
2005-06	Dane Bradshaw, G	30	116/42	2.76

MINUTES PLAYED

Year	Name	G	Mins	Avg.
2014-15	Josh Richardson, G	32	1162	36.3

SCORING OFFENSE

Year	G	Pts.	Avg.	Year	G	Pts.	Avg.
1976-77	28	2399	85.7	2006-07	35	2831	80.9
2005-06	30	2413	80.4	2007-08	36	2946	81.8

SCORING DEFENSE

Year	G	Pts.	Avg.	Year	G	Pts.	Avg.
1963-64	24	1399	58.3	1970-71	28	1908	68.1
1964-65	25	1391	55.6	1971-72	25	1610	64.4
1965-66	26	1499	57.7	1973-74	26	1736	66.8
1966-67	28	1511	54.0	1994-95	27	1711	63.4
1967-68	26	1548	59.5	1995-96	29	1827	63.0
1968-69	28	1651	59.0	1996-97	27	1663	61.6
1969-70	25	1608	64.3				

SCORING MARGIN

Year	Pts	Opp.	Mrgn	Year	Pts	Opp.	Mrgn
1988-89	84.0	77.8	6.2	2007-08	81.8	70.0	11.9

FIELD GOAL PERCENTAGE

Year	FGM	FGA	Pct.	Year	FGM	FGA	Pct.
1972-73	701	1392	50.4	1976-77	984	1839	53.5
1974-75	927	1756	52.8	1980-81	823	1590	51.8
1975-76	878	1722	51.0				

FIELD GOAL PERCENTAGE DEFENSE

Year	FGM	FGA	Pct.
1996-97	557	1437	38.8

FIELD GOAL PERCENTAGE DIFFERENTIAL

Year	Pct.	Opp.	Mrgn	Year	Pct.	Opp.	Mrgn
1974-75	52.8	47.1	5.7	1976-77	53.5	48.0	5.5
1975-76	51.0	46.6	4.4				

3-PT. FIELD GOALS PER GAME

Year	G	FGM	Pct.	Year	G	FGM	Avg.
1988-89	30	217	7.2	2006-07	35	327	9.34
2005-06	30	264	8.8				

3-PT. FIELD GOAL PERCENTAGE DEFENSE

Year	3FG	3FGA	Pct.
2009-10	230	774	.297

FREE THROW PERCENTAGE

Year	FTM	FTA	Pct.	Year	FTM	FTA	Pct.
1968-69	346	452	76.5	1980-81	424	561	75.6
1970-71	538	679	79.2	1984-85	647	851	76.0
1971-72	450	594	75.8	1992-93	467	634	73.7
1972-73	281	373	75.3	2015-16	523	721	72.5
1976-77	431	582	74.1				

REBOUNDING

Year	G	No.	Avg.	Year	G	No.	Avg.
1964-65	25	1191	48.2	1968-69	24	1421	59.2

REBOUNDING DEFENSE

Year	G	No.	Avg.	Year	G	No.	Avg.
1968-69	24	763	31.8	1974-75	26	908	34.9
1970-71	28	1003	35.8	1976-77	28	981	35.0
1971-72	25	918	36.7	1978-79	33	1033	31.3
1972-73	24	872	36.3	2013-14	37	1109	30.0

ASSISTS

Year	G	No.	Avg.
2005-06	30	509	17.0

STEALS

Year	G	No.	Avg.	Year	G	No.	Avg.
1988-89	30	292	9.7	2006-07	35	336	9.60
2005-06	30	301	10.0	2007-08	36	334	9.28

BLOCKED SHOTS

Year	G	No.	Avg.	Year	G	No.	Avg.
1988-89	30	133	4.4	1999-00	33	192	5.8
1998-99	30	190	6.3	2000-01	33	191	5.8

*Bold indicates statistic also was an NCAA-best.*

>> While Ashworth was named the SEC statistical champ, he did not have the minimum number of field goal attempts to qualify for the national leaderboard. Thus, King was the NCAA statistical champ.

OUTLOOK

PLAYERS

STAFF

REVIEW

RESULTS

RECORDS

HONORS

POSTSEASON

VOLMANAC

MEDIA INFO



# SEC CHAMPIONSHIP TEAMS



**1935-36 SEC Overall/Tournament Champions**  
15-6 Overall • 8-4 SEC

**Front Row: (L-R)** George Kriste, Marion Perkins, Floyd "Biggy" Marshall, Harry Anderson, Everett Martin, Tipton Masterson, Alvin Rice and Gene Johnson. **Back Row:** Earl Riggs, Hooper Eblen, Herschel Brand, Jack Pick, John Fisher, Kellar Smith, Robert Fulton and Allen Ramsey.



**1940-41 SEC Overall/Tournament Champions**  
17-5 Overall • 8-3 SEC

**Front Row: (L-R)** Mike Balitsaris, Gilbert Huffman, Frank Thomas, Bernie Mehen and John Clark. **Back Row:** James Allen, John Thomason, William Luttrell, Paul Herman, Bernard O'Neil and William Binks.



**1942-43 SEC Overall/Tournament Champions**  
14-4 Overall • 6-3 SEC

**Front Row: (L-R)** Homer Van Vleet, Bill Bailey, Ralph Chancey, Paul Herman, Ted Cook, Wildreth McAshan and Gordon Wooton. **Back Row:** George Balitsaris, Wright Hollingsworth, Marshall Hawkins, Bruce Houchin, Dick Mehen, Larry Partridge, Bill Wright and Richard Fromm.



**1966-67 SEC Overall Champions**  
21-7 Overall • 15-3 SEC

**Front Row: (L-R)** Stu Aberdeen, Wes Coffman, Bill Hann, Ray Mears, Bill Justus, Bobby Jack Guinn and Jerry Parker. **Back Row:** Greg Coffman, Malcolm "Mac" Petty, David Bell, Tom Boerwinkle, Ron Widby, Tom Hendrix and Phil French.



**1971-72 SEC Overall Champions**  
19-6 Overall • 14-4 SEC

**Front Row: (L-R)** Stu Aberdeen, Steve Hirschorn, Mike Edwards, Ray Mears, Eddie Voelker, John Snow and A.W. Davis. **Back Row:** Jerry McClanahan, Marty Morris, Larry Robinson, Wayne Tomlinson, Len Kosmalski, Lloyd Richardson, Bill Seale, Wilbert Cherry, Jimmy England and David Mills.



**1976-77 SEC Overall Champions**  
22-6 Overall • 16-2 SEC

**Front Row: (L-R)** Stu Aberdeen, Jerry Finestone, Mike Jackson, Ray Mears, Johnny Darden, Ralph Parton and Cliff Wettig. **Back Row:** Tom Deaton, Jeff Singerman, Bert Bertelkamp, Steve Gill, Terry Crosby, Mike Stapleton, Reggie Johnson, Bernard King, Ernie Grunfeld, Chuck Threeets, David Cockrill, Doug Ashworth, Bobby Brockman and Frank Harrell.



**1978-79 SEC Tournament Champions**  
21-12 Overall • 12-6 SEC

**Front Row: (L-R)** Ralph Parton, Bert Bertelkamp, Terry Crosby, Kenne Teffeteller, Michael Joyce and Johnny Darden. **Second Row:** James Merriweather, Mike Stapleton, Chuck Threeths, Howard Wood, Kevin Nash, Reggie Johnson, David Cockrill, Steve Ray and Gary Carter.



**1981-82 SEC Overall Champions**  
20-10 Overall • 13-5 SEC

**Front Row: (L-R)** John Byers, Steve Muldowyn, Mike Rollo, Barry Smith and Rip Johnson. **Second Row:** Tyrone Beaman, Ed Littleton, Michael Brooks, Jerald Hyatt, Myron Carter, Gary Carter and Kevin Woods. **Third Row:** Bobby Stevens, Jack Fertig, Steve Ray, Walter Evans, Dale Ellis, Seth McDonald, Dan Federmann, Willie Burton, Kirk Naler, Randy Bates, Bob Burton and Don DeVoe.



**1999-2000 SEC Overall Champions**  
26-7 Overall • 12-4 SEC

**Front Row: (L-R)** Del Baker, Vegas Davis, Harris Walker, Jenis Grindstaff, Tony Harris, Jon Higgins and Terrence Woods. **Second Row:** Jerry Green, Byron Samuels, Eric Pauley, Vincent Yarbrough, C.J. Black, Marcus Haislip, Charles Hathaway, Isiah Victor, Ron Slay, Zach Turner, Chris Ferguson and Ray Grant.



**2007-08 SEC Overall Champions**  
31-5 Overall • 14-2 SEC

**Front Row: (L-R)** Tanner Wild, Cameron Tatum, Jordan Howell, Chris Lofton, JaJuan Smith, Josh Tabb, Ramar Smith and Steven Pearl. **Second Row:** Derrick Delagrana, Quinn Cannington, Rick Daniels-Mulholland, J.P. Prince, Duke Crews, Brian Williams, Wayne Chism, Ryan Childress, Tyler Smith, Brett Jackson and Justin Jackson.

## SEC DIVISIONAL CHAMPIONS

### ■ EASTERN DIVISION CHAMPIONSHIPS

Year	Head Coach	Record
1998-99	Jerry Green	21-9 (12-4 SEC)
1999-00	Jerry Green	26-7 (12-4 SEC)
2005-06	Bruce Pearl	22-8 (12-4 SEC)
2007-08	Bruce Pearl	31-5 (14-2 SEC)
2008-09	Bruce Pearl	21-13 (10-6 SEC)

*The Southeastern Conference went to divisional play starting with the 1991-92 season. Prior to that season, the league only recognized the regular-season (overall) champion and the tournament champion.*

*Then, starting with the 2011-12 season, the league abandoned divisional play, and the standings went to 1-12 (later 1-14 when Missouri and Texas A&M joined the conference in 2012-13).*

*The SEC Tournament champion earns the league's annual automatic bid to the NCAA Tournament.*



# VOLS IN THE NBA DRAFT HISTORY

Year	Player	Round (Overall)	Team	Year	Player	Round (Overall)	Team
1948	Marshall Hawkins	--	Boston	1977 (cont.)	Ernie Grunfeld	1st (11)	Milwaukee
1950	Art Burris	3rd (31)	Fort Wayne		Mike Jackson	7th (133)	Buffalo
	Ed Jones	7th	Fort Wayne	1979	Terry Crosby	3rd (62)	Kansas City
	Ed "Bitches" Montgomery	12th	Philadelphia	1980	Reggie Johnson	1st (15)	San Antonio
1953	Doug Atkins	17th (119)	Minneapolis	1981	Howard Wood	2nd (27)	Utah
1955	Ed Wiener	4th (25)	Philadelphia	1982	Gary Carter	5th (94)	San Diego
1956	Carl Widseth	--	Minneapolis	1983	Dale Ellis	1st (9)	Dallas
1959	Gene Tormohlen	2nd (11)	Syracuse	1984	Dan Federmann	5th (114)	Philadelphia
1960	Dalen Showalter	4th (25)	Cincinnati		Willie Burton	6th (125)	Denver
1963	Orb Bowling	11th (76)	New York	1985	Michael Brooks	4th (88)	Houston
1964	Danny Schultz	8th (64)	Baltimore	1987	Tony White	2nd (33)	Chicago
1965	A.W. Davis	5th (43)	Los Angeles		Fred Jenkins	6th (129)	Houston
1966	Austin "Red" Robbins	6th (59)	Philadelphia	1989	Dyron Nix	2nd (29)	Charlotte
	Howard Bayne	15th (107)	Baltimore		Doug Roth	2nd (41)	Washington
1967	Ron Widby	12th (126)	Chicago	1993	Allan Houston	1st (11)	Detroit
1968	Tom Boerwinkle	1st (4)	Chicago	1996	Steve Hamer	2nd (38)	Boston
1969	Billy Hann	4th (53)	Atlanta	2002	Marcus Haislip	1st (13)	Milwaukee
	Bill Justus	10th (140)	Philadelphia		Vincent Yarbrough	2nd (32)	Denver
1970	Bob Croft	8th (123)	Boston	2011	Tobias Harris	1st (19)	Charlotte
1971	Don Johnson	5th (77)	Baltimore	2014	Jarnell Stokes	2nd (35)	Utah
	Jimmy England	6th (100)	Chicago		Jordan McRae	2nd (58)	San Antonio
1973	Larry Robinson	16th (199)	Philadelphia	2015	Josh Richardson	2nd (40)	Miami Heat
1974	Len Kosmalski	2nd (24)	Kansas City-Omaha				
1977	Bernard King	1st (7)	New York Nets				



## VOLS IN THE ABA DRAFT

Tennessee had eight players selected in the American Basketball Association Draft: **Ron Widby** (1967, 5th round, New Orleans); **Tom Boerwinkle** (1968, 1st round, Denver); **Bill Justus** (1969, 7th round, Denver); **Bobby Croft** (1970, 3rd round, Texas); **Jimmy England** (1971, 11th round, Indiana); **Don Johnson** (1971, 16th round, Memphis); **Mike Edwards** (1973, 8th round, Indiana); **Len Kosmalski** (1974, 2nd round, Utah).

The now-defunct American Basketball Association existed for nine full seasons from 1967-76.

# NBA/ABA HONORS

## ■ NBA ALL-STAR

- 1951-52** Paul "Lefty" Walther, G  
*Indianapolis Olympians*
- 1981-82** Bernard King, F  
*Golden State Warriors*
- 1983-84** Bernard King, F  
*New York Knicks*
- 1984-85** Bernard King, F  
*New York Knicks*
- 1988-89** Dale Ellis, F  
*Seattle Supersonics*
- 1990-91** Bernard King, F  
*Washington Bullets*
- 1999-2000** Allan Houston, G  
*New York Knicks*
- 2000-01** Allan Houston, G  
*New York Knicks*

## ■ ALL-NBA TEAM

- 1981-82** Bernard King, F (2nd Team)  
*Golden State Warriors*
- 1983-84** Bernard King, F (1st Team)  
*New York Knicks*
- 1984-85** Bernard King, F (1st Team)  
*New York Knicks*
- 1988-89** Dale Ellis, F (3rd Team)  
*Seattle Supersonics*
- 1990-91** Bernard King, F (3rd Team)  
*Washington Bullets*

## ■ NBA FINALS CHAMPION

- 1982-83** Reggie Johnson, F  
*Philadelphia 76ers*
- 2015-16** Jordan McRae, G  
*Cleveland Cavaliers*

## ■ NBA MOST IMPROVED PLAYER

- 1986-87** Dale Ellis, F  
*Seattle Supersonics*

## ■ NBA PLAYER OF THE MONTH

- Jan. 1981** Bernard King, F  
*Golden State Warriors*
- Jan. 1984** Bernard King, F  
*New York Knicks*

## ■ NBA ROOKIE OF THE MONTH

- Mar. 2016** Josh Richardson, G  
*Miami Heat*

## ■ NBA PLAYER OF THE WEEK

- 1/4/1981** Bernard King, F  
*Golden State Warriors*
- 12/20/1981** Bernard King, F  
*Golden State Warriors*
- 2/5/1984** Bernard King, F  
*New York Knicks*
- 11/25/1984** Bernard King, F  
*New York Knicks*
- 1/31/1988** Bernard King, F  
*Washington Bullets*
- 1/8/1989** Dale Ellis, F  
*Seattle Supersonics*
- 1/13/1991** Bernard King, F  
*Washington Bullets*
- 11/17/1996** Dale Ellis, F  
*Denver Nuggets*
- 2/16/2003** Allan Houston, G  
*New York Knicks*

## ■ NBA STATISTICAL CHAMPION

- 1970-71** Tom Boerwinkle, C  
*Chicago Bulls*  
Total Rebound Percentage: 22.6
- 1984-85** Bernard King, F  
*New York Knicks*  
Points Per Game: 32.9
- 1986-87** Dale Ellis, F  
*Seattle Supersonics*  
3-Point FG Attempts: 240
- 1997-98** Dale Ellis, F  
*Seattle Supersonics*  
3-Point FG Percentage: .464  
Effective FG Percentage: .588
- 2002-03** Allan Houston, G  
*New York Knicks*  
Free-Throw Percentage: .919

## ■ ABA ALL-STAR

- 1967-68** Austin "Red" Robbins, F/C  
*New Orleans Buccaneers*
- 1968-69** Austin "Red" Robbins, F/C  
*New Orleans Buccaneers*
- 1970-71** Austin "Red" Robbins, F/C  
*Utah Stars*

## ■ ALL-ABA TEAM

- 1968-69** Austin Robbins, F/C (2nd Team)  
*New Orleans Buccaneers*
- 1969-70** Austin Robbins, F/C (2nd Team)  
*New Orleans Buccaneers*

## ■ ABA FINALS CHAMPION

- 1970-71** Austin "Red" Robbins, F/C  
*Utah Stars*



# THE NBA: WHO, WHERE, WHEN

Player	Team	Years
Howard Bayne	Kentucky (ABA)	1967-68
Tom Boerwinkle	Chicago	1968-69 to 1977-78
Orb Bowling	Kentucky (ABA)	1967-68
Art Burris	Fort Wayne	1950-51 to 1951-52
Ted Cook	Minneapolis (NBL)	1947-48
Bobby Croft	Kentucky/Texas (ABA)	1970-71
Terry Crosby	Kansas City	1979-80
Dale Ellis	Dallas	1983-84 to 1985-86
	Seattle	1986-87 to 1990-91
	Milwaukee	1990-91 to 1991-92
	San Antonio	1992-93 to 1993-94
	Denver	1994-95 to 1996-97
	Seattle	1997-98 to 1998-99
	Charlotte	1999-00
	Milwaukee	1999-00
	Miami	2000-01
Ernie Grunfeld	Milwaukee	1977-78 to 1978-79
	Kansas City	1979-80 to 1981-82
	New York	1982-83 to 1985-86
Marcus Haislip	Milwaukee	2002-03 to 2004-05
	Indiana	2004-05
	San Antonio	2009-10
Steve Hamer	Boston	1996-97
Tobias Harris	Milwaukee	2011-12 to 2012-13
	Orlando	2012-13 to 2015-16
	Detroit	2015-16-Present
Marshall Hawkins	Oshkosh (NBL)	1948-49
	Indianapolis	1949-50
Bobby Hogsett	Detroit	1966-67
	Pittsburgh (ABA)	1967-68
	Cleveland	2013-14
Scotty Hopson	Detroit	1994-95 to 1995-96
Allan Houston	New York	1996-97 to 2004-05
Reggie Johnson	San Antonio	1980-81 to 1981-82
	Cleveland	1981-82
	Kansas City	1981-82 to 1982-83
	Philadelphia	1982-83
	New Jersey	1983-84
Bernard King	New Jersey	1977-78 to 1978-79
	Utah	1979-80
	Golden State	1980-81 to 1981-82
	New York	1982-83 to 1986-87
	Washington	1987-88 to 1991-92
	New Jersey	1992-93

Player	Team	Years
Len Kosmalski	Kansas City/Omaha	1974-75
	Kansas City	1975-76
Ian Lockhart	Phoenix	1990-91
Jordan McRae	Phoenix	2015-16
	Cleveland	2015-16 to Present
Dick Mehen	Toledo (NBL)	1947-48
	Waterloo (NBL/NBA)	1948-49 to 1949-50
	Baltimore	1950-51
	Boston	1950-51
	Fort Wayne	1950-51
	Milwaukee	1951-52
Dyron Nix	Indiana	1989-90 to 1990-91
Garland O'Shields	Chicago	1946-47
	Syracuse (NBL)	1947-48
Josh Richardson	Miami	2015-16 to Present
Austin "Red" Robbins	New Orleans (ABA)	1969-70
	Utah (ABA)	1970-71 to 1971-72
	San Diego (ABA)	1972-73 to 1973-74
	Kentucky (ABA)	1973-74 to 1974-75
	Virginia (ABA)	1974-75
Doug Roth	Washington	1989-90
Jarnell Stokes	Memphis	2014-15 to 2015-16
	Miami	2015-16
	Denver	2016-Present
Gene Tormohlen	St. Louis	1962-63 to 1963-64
	St. Louis	1965-66 to 1967-68
	Atlanta	1969-70
Paul "Lefty" Walther	Minneapolis	1949-50
	Indianapolis	1949-50
	Indianapolis	1950-51 to 1953-54
	Fort Wayne	1954-55
Tony White	Chicago	1987-88
	New York	1987-88
	Golden State	1987-88
Ron Widby	New Orleans (ABA)	1967-68
C.J. Watson	Golden State	2007-08 to 2009-10
	Chicago	2010-12
	Brooklyn	2012-13
	Indiana	2013-14 to 2014-15
	Orlando	2015-16 to Present
Howard Wood	Utah	1981-82
Vincent Yarbrough	Denver	2002-03

## NBA VOLTS BY FRANCHISE

### ATLANTA HAWKS

7-Dick Mehen	1951-52
8-Gene Tormohlen	1962-64, 1965-68, 1969-70

### BOSTON CELTICS

Dick Mehen	1950-51
Steve Hamer	1996-97

### BROOKLYN NETS

12-Bernard King	1977-79, 1992-93
12-Reggie Johnson	1983-84
C.J. Watson	2012-13

### CHICAGO BULLS

Tom Boerwinkle	1977-78
Tony White	1987-88
C.J. Watson	2010-12

### CLEVELAND CAVALIERS

Reggie Johnson	1981-82
Scotty Hopson	2013-14
Jordan McRae	2015-16

### DALLAS MAVERICKS

Dale Ellis	1983-86
------------	---------

### DENVER NUGGETS

Dale Ellis	1986-91
Vincent Yarbrough	2002-03
Jarnell Stokes	2016-17

### DETROIT PISTONS

9-Dick Mehen	1950-51
9-Art Burris	1951-52
9-Paul Walther	1954-55
Bobby Hogsett	1966-67
Allan Houston	1994-96
Tobias Harris	2015-16

### GOLDEN STATE WARRIORS

Bernard King	1980-82
Tony White	1987-88
C.J. Watson	2007-10

### INDIANA PACERS

Dyron Nix	1989-91
Marcus Haislip	2004-05
C.J. Watson	2013-15

### LOS ANGELES LAKERS

1-Ted Cook	1947-48
2-Paul Walther	1949-50

### MEMPHIS GRIZZLIES

Jarnell Stokes	2014-15
----------------	---------

### MIAMI HEAT

Dale Ellis	2000-01
Josh Richardson	2015-16

### MILWAUKEE BUCKS

Ernie Grunfeld	1977-79
Dale Ellis	1990-91, 1999-2000

Marcus Haislip	2002-05
Tobias Harris	2011-13

### NEW ORLEANS PELICANS

3-Dale Ellis	1999-2000
--------------	-----------

### NEW YORK KNICKS

Ernie Grunfeld	1982-86
Bernard King	1982-87
Tony White	1987-88
Allan Houston	1996-2005

### OKLAHOMA CITY THUNDER

4-Dale Ellis	1986-91, 1997-99
--------------	------------------

### ORLANDO MAGIC

Tobias Harris	2013-16
C.J. Watson	2015-16

### PHILADELPHIA 76ERS

10-Garland O'Shields	1947-48
Reggie Johnson	1982-83

### PHOENIX SUNS

Ian Lockhart	1990-91
Jordan McRae	2015-16

### SACRAMENTO KINGS

5-Len Kosmalski	1974-76
5-Terry Crosby	1979-80
5-Ernie Grunfeld	1979-82
5-Reggie Johnson	1981-83

### SAN ANTONIO SPURS

6-Bobby Croft	1970-71
Reggie Johnson	1980-82
Dale Ellis	1992-94
Marcus Haislip	2009-10

### UTAH JAZZ

Bernard King	1979-80
Howard Wood	1981-82

### WASHINGTON WIZARDS

11-Bernard King	1987-92
Doug Roth	1989-90

### HISTORICAL FRANCHISE NAMES

- 1 = Minneapolis Lakers (NBL)
- 2 = Minneapolis Lakers (NBA)
- 3 = Charlotte Hornets (NBA)
- 4 = Seattle SuperSonics (NBA)
- 5 = Kansas City Kings (NBA)
- 6 = Texas Chaparrals (ABA)
- 7 = Milwaukee Hawks (NBA)
- 8 = St. Louis Hawks (NBA) (1962-64, 1965-68)
- 9 = Ft. Wayne Pistons (NBA)
- 10 = Syracuse Nationals (NBL)
- 11 = Washington Bullets (NBA)
- 12 = New Jersey Nets (NBA)

OUTLOOK

PLAYERS

STAFF

REVIEW

RESULTS

RECORDS

HONORS

POSTSEASON

VOLTMANAC

MEDIA INFO





## ANNUAL TEAM AWARDS

**LOWELL  
BLANCHARD  
MOST IMPROVED**

The Lowell Blanchard Award is given to the Tennessee player who has demonstrated the most improvement during the season. The award is named after Lowell Blanchard, who joined with John Ward to broadcast UT basketball games in the 1960s. An early pioneer of country music, Blanchard gained fame when he hosted the Mid-Day Merry-Go-Round and the Tennessee Barn Dance on WNOX in Knoxville.

1963	A.W. Davis
1964	Larry McIntosh
1965	Pat Robinette
1966	Jim Cornwall
1967	Tom Boerwinkle
1968	Bill Hann
1969	Don Johnson
1970	Dickie Johnston
1971	Lloyd Richardson
1972	Steve Hirschorn
1973	Mike Edwards
1974	Len Kosmalski
1975	Doug Ashworth
1976	Mike Jackson
1977	Terry Crosby
1978	Bert Bertelkamp
1979	Terry Crosby
1980	Howard Wood
1981	Dale Ellis
1982	Michael Brooks
1983	Tyrone Harper
1984	Rob Jones
1985	Anthony Richardson
1986	Tony White
1987	Doug Roth
1988	Ian Lockhart
1989	Doug Roth
1990	Ronnie Reese
1991	Lang Wiseman
1992	Carlus Groves
1993	Corey Allen
1994	No Recipient
1995	Shane Carnes
1996	Aaron Green
1997	C.J. Black
1998	Rashard Lee
1999	Isiah Victor
2000	Vincent Yarbrough
	Del Baker
2001	Jon Higgins
2002	Marcus Haislip
2003	Brandon Crump
2004	Major Wingate
2005	Chris Lofton
2006	JaJuan Smith
	Major Wingate
2007	Ryan Childress
	JaJuan Smith
2008	Wayne Chism
2009	Brian Williams
2010	Steven Pearl
2011	Josh Bone
2012	Yemi Makanjuola
2013	Armani Moore
2014	Josh Richardson
2015	Derek Reese

**BURCHFIELD-MOSS  
MOST  
COURAGEOUS**

Named in honor of Ricky Burchfield and David Moss, the Most Courageous Award goes to the Vol who displays the most courage and desire to overcome any obstacle in his way. The award is named after Ricky Burchfield, a young fan that was afflicted by Leukemia and was adopted by the 1969 Vol squad, and player David Moss, who lost a leg due to cancer in 1975.

1972	John Snow
1973	Rodney Woods
1974	David Moss
1975	Rodney Woods
1976	Doug Ashworth
1977	Ernie Grunfeld
1978	Terry Crosby
1979	Howard Wood
1980	Gary Carter
1981	Steve Ray
1982	Steve Ray
1983	Tyrone Beaman
1984	Tyrone Beaman
1985	Myron Carter
1986	Mark Griffin
1987	Fred Jenkins
1988	Mark Griffin
1989	Mark Griffin
1990	Carlus Groves
1991	Gannon Goodson
1992	Daryl Milson
1993	Steve Hamer
1994	No Recipient
1995	No Recipient
1996	Shane Williams
	Damon Johnson
1997	Torrey Harris
1998	Aaron Green
1999	Aaron Green
2000	Jenis Grindstaff
2001	Charles Hathaway
2002	Jenis Grindstaff
2003	Ron Slay
2004	Dane Bradshaw
2005	C.J. Watson
2006	Jordan Howell
2007	Chris Lofton
2008	Tyler Smith
2009	Emmanuel Negedu
	Tanner Wild
2010	Chad Newman (trainer)
2011	Michael Hubert
2012	Jarnell Stokes
2013	Skylar McBee
2014	Jeronne Maymon
2015	Armani Moore

**TEAM BEFORE  
SELF**

1959	Don Reeverts
1960	Dalen Showalter
1961	Bobby Carter
1962	Tommy Wilson
1963	Jerry Parker
1964	Sid Elliott
1965	Pat Robinette
1966	Jim Cornwall
1967	Tom Hendrix
1968	Tom Hendrix
	Bill Hann
	Bill Hann
1969	
1970	Rudy Kinard
1971	Jim Woodall
1972	Steve Hirschorn
1973	Rodney Woods
1974	Rodney Woods
1975	Rodney Woods
1976	Johnny Darden
1977	Ernie Grunfeld
1978	Johnny Darden
1979	Reggie Johnson
1980	Bert Bertelkamp
1981	Steve Ray
1982	Steve Ray
1983	Willie Burton
1984	Rob Jones
1985	Fred Jenkins
1986	Rob Jones
1987	Fred Jenkins
1988	Clarence Sweatengen
1989	No Recipient
1990	Ian Lockhart
1991	No Recipient
1992	Michael Curry
1993	LaMarcus Golden
1994	No Recipient
1995	Damon Johnson
1996	Shane Williams
1997	Charles Hathaway
1998	Anthony Sewell
1999	Torrey Harris
2000	C.J. Black
2001	Marcus Haislip
2002	Jon Higgins
2003	Zach Turner
2004	Justin Albrecht
2005	Dane Bradshaw
2006	Dane Bradshaw
2007	Jordan Howell
	Ramar Smith
2008	Chris Lofton
2009	Scotty Hopson
	Renaldo Woolridge
2010	Josh Bone
2011	John Fields
2012	Brandon Lopez
2013	Kenny Hall
2014	D'Montre Edwards
2015	Josh Richardson

**IRON VOL  
STRENGTH AWARD**

2006	Dane Bradshaw
2007	Ryan Childress
2008	Chris Lofton
	Jordan Howell
2009	Wayne Chism
2010	Wayne Chism
	Kenny Hall
	Skylar McBee
	Steven Pearl
2011	Melvin Goins
2012	Jeronne Maymon
2013	Rob Murphy
2014	A.J. Davis
2015	Galen Campbell

**HISTORICAL TEAM HONORS**

A "Team MVP Award" was presented from 1964-2005; A "Tennessee Thoroughbred Award" was presented to the player who made the biggest impact on team spirit and squad morale from 1964-90; A "Coach's Award" was presented from 1972-2010; And from 1964-2005, individual awards were presented for best free-throw percentage, most total rebounds and most total assists.



TENNESSEE BASKETBALL MEDIA GUIDE

# POSTSEASON



## ALL-TIME SEC TOURNAMENT RESULTS

Year	Site	UT Seed	Opponent	Result
1933	Atlanta	--	Georgia Tech	W, 30-24
	Atlanta	--	LSU	L, 43-55
1934	Atlanta	--	Auburn	W, 43-26
	Atlanta	--	LSU	W, 42-35
	Atlanta	--	Alabama	L, 26-29
1935	No Tournament			
1936	Knoxville	--	Auburn	W, 43-25
	Knoxville	--	Kentucky	W, 39-28
	Knoxville	--	Alabama*	W, 29-25
1937	Knoxville	--	Georgia	W, 35-11
	Knoxville	--	Alabama	W, 42-25
	Knoxville	--	Kentucky*	L, 25-39
1938	Baton Rouge	--	Miss. State	W, 41-34
	Baton Rouge	--	Ole Miss	L, 40-45
1939	Knoxville	--	Auburn	W, 49-35
	Knoxville	--	Vanderbilt	W, 39-36
	Knoxville	--	Kentucky*	L, 38-46
1940	Knoxville	--	Georgia Tech	W, 55-43
	Knoxville	--	Florida	W, 42-32
	Knoxville	--	Kentucky	L, 29-30
1941	Louisville	--	Miss. State	W, 35-29
	Louisville	--	Georgia	W, 41-39
	Louisville	--	Florida	W, 47-26
	Louisville	--	Kentucky*	W, 36-33
1942	Louisville	--	Georgia	W, 62-50
	Louisville	--	Miss. State	W, 50-40
	Louisville	--	Alabama	L, 18-21
1943	Louisville	--	Vanderbilt	W, 41-31
	Louisville	--	LSU	W, 52-34
	Louisville	--	Kentucky*	W, 33-30
1944	No Team			
1945	Louisville	--	Ole Miss	W, 59-37
	Louisville	--	Auburn	W, 56-24
	Louisville	--	Georgia Tech	W, 41-37
	Louisville	--	Kentucky*	L, 35-39
1946	Louisville	--	Vanderbilt	W, 46-32
	Louisville	--	Alabama	L, 24-35
1947	Louisville	--	Georgia	W, 58-45
	Louisville	--	Tulane	L, 41-47
1948	Louisville	--	Miss. State	W, 73-52
	Louisville	--	Ole Miss	W, 81-62
	Louisville	--	Kentucky	L, 47-70
1949	Louisville	--	Miss. State	W, 73-46
	Louisville	--	Ole Miss	W, 74-49
	Louisville	--	Kentucky	L, 44-83
	Louisville	--	Kentucky*	L, 58-95
1950	Louisville	--	Georgia Tech	W, 63-56
	Louisville	--	Vanderbilt	W, 50-44
	Louisville	--	LSU	W, 81-79 ot
	Louisville	--	Kentucky*	L, 58-95
1951	Louisville	--	Vanderbilt	L, 52-88
1952	Louisville	--	Alabama	W, 61-60
	Louisville	--	Kentucky	L, 66-81
1953-78	No Tournament			
1979	Birmingham	2	Auburn (9)	W, 75-64
	Birmingham	2	Kentucky* (6)	W, 75-69 ot
1980	Birmingham	4	Ole Miss (5)	L, 74-76
1981	Birmingham	3	Ole Miss (6)	L, 72-81
1982	Lexington	2	Vanderbilt (7)	W, 57-54
	Lexington	2	Alabama (3)	L, 50-56
1983	Birmingham	7	Florida (10)	W, 78-62
	Birmingham	7	LSU (2)	W, 74-71
	Birmingham	7	Georgia (6)	L, 60-79
1984	Nashville	6	Florida (3)	W, 80-74 ot
	Nashville	6	Auburn (2)	L, 58-60
1985	Birmingham	7	Vanderbilt (10)	W, 71-51
	Birmingham	7	Georgia (2)	L, 61-67
1986	Lexington	8	Ole Miss (9)	L, 56-73
1987	Atlanta	8	Vanderbilt (9)	W, 74-57
	Atlanta	8	Alabama (1)	L, 60-68
1988	Baton Rouge	6	Florida (3)	L, 60-69
1989	Knoxville	5	LSU (4)	W, 95-77
	Knoxville	5	Florida (1)	L, 71-76

Year	Site	UT Seed	Opponent	Result
1990	Orlando	4	Ole Miss (5)	L, 86-87
1991	Nashville	9	Ole Miss (8)	W, 94-85
	Nashville	9	Miss. State (1)	W, 87-70
	Nashville	9	Georgia (5)	W, 85-65
	Nashville	9	Alabama* (3)	L, 69-88
1992	Birmingham	E3	South Carolina (E6)	W, 70-63
	Birmingham	E3	LSU (W2)	L, 89-99
1993	Lexington	E6	Auburn (W3)	W, 78-76
	Lexington	E6	Kentucky (E2)	L, 40-101
1994	Memphis	E6	Miss. State (W3)	L, 69-73
1995	Atlanta	E6	Alabama (W3)	L, 43-55
1996	New Orleans	E6	Alabama (W3)	W, 77-65
	New Orleans	E6	Georgia (E2)	L, 63-74
1997	Memphis	E6	Auburn (W3)	L, 54-67
1998	Atlanta	E3	LSU (W6)	W, 72-65
	Atlanta	E3	Arkansas (W2)	L, 96-102
1999	Atlanta	E1	Miss. State (W4)	L, 56-62
2000	Atlanta	E1	South Carolina (E5)	L, 68-75
2001	Nashville	E4	Auburn (W5)	W, 73-66
	Nashville	E4	Ole Miss (W1)	L, 73-86
2002	Atlanta	E4	Arkansas (W5)	W, 68-61
	Atlanta	E4	Alabama (W1)	L, 72-91
2003	New Orleans	E3	Auburn (W2)	L, 53-66
2004	Atlanta	E6	Alabama (W3)	L, 49-84
2005	Atlanta	E5	Arkansas (W4)	W, 65-46
	Atlanta	E5	Kentucky (E1)	L, 76-62
2006	Nashville	E1	South Carolina (E5)	L, 71-79
2007	Atlanta	E3	LSU (W6)	L, 67-76 ot
2008	Atlanta	E1	South Carolina (E5)	W, 89-87
	Atlanta	E1	Arkansas (W2)	L, 91-92
2009	Tampa	E1	Alabama (W4)	W, 86-62
	Tampa	E1	Auburn (W2)	W, 94-85
	Tampa	E1	Miss. State* (W3)	L, 61-64
2010	Nashville	E3	LSU (W6)	W, 59-49
	Nashville	E3	Ole Miss (W2)	W, 76-65
	Nashville	E3	Kentucky (E1)	L, 45-74
2011	Atlanta	E5	Arkansas (W4)	W, 74-68
	Atlanta	E5	Florida (E1)	L, 74-85
2012	New Orleans	2	Ole Miss (7)	L, 72-77
2013	Nashville	5	Mississippi State (13)	W, 69-53
	Nashville	5	Alabama (4)	L, 48-58
2014	Atlanta	4	South Carolina (13)	W, 59-44
	Atlanta	4	Florida (1)	L, 49-56
2015	Nashville	10	Vanderbilt (7)	W, 67-61
	Nashville	2	Arkansas (2)	L, 72-80
2016	Nashville	12	Auburn (13)	W, 97-59
	Nashville	12	Vanderbilt (5)	W, 67-65
	Nashville	12	LSU (5)	L, 75-84

\*Championship Game

From 1933-50 the winner of the tournament was declared the league champion, except for 1935. The tournament did not take place from 1953-78 but was restarted in 1979 to determine the league's representative in the NCAA Tournament.

# VS. OPPONENTS IN SEC TOURNAMENT

## Alabama 5-10

1934	L	26-29
1936	W	29-25*
1937	W	42-25
1942	L	18-21
1946	L	24-35
1952	W	61-60
1982	L	50-56
1987	L	60-68
1991	L	69-88*
1995	L	43-55
1996	W	77-65
2002	L	72-91
2004	L	49-84
2009	W	86-62
2013	L	48-58

## Arkansas 3-3

1998	L	96-102
2002	W	68-61
2005	W	65-46
2008	L	91-92
2011	W	74-68
2015	L	72-80

## Auburn 9-3

1934	W	43-26
1936	W	43-25
1939	W	49-35
1945	W	56-24
1979	W	75-64
1984	L	58-60
1993	W	78-76
1997	L	54-67
2001	W	73-66
2003	L	53-66
2009	W	94-85
2016	W	97-59

## Florida 4-4

1940	W	42-32
1941	W	47-26
1983	W	78-62
1989	L	71-76
1988	L	60-69
1984	W	80-74 OT
2011	L	74-85
2014	L	49-56

## Georgia 5-3

1937	W	35-11
1941	W	41-39
1942	W	62-50
1947	W	58-45
1983	L	60-79
1985	L	61-67
1991	W	85-65
1996	L	63-74

## Georgia Tech^ 4-0

1933	W	30-24
1940	W	55-43
1945	W	41-37
1950	W	63-56

## Kentucky 4-11

1936	W	39-28
1937	L	25-39*
1939	L	38-46*
1940	L	29-30*
1941	W	36-33*
1943	W	33-30*
1945	L	35-39*
1948	L	47-70
1949	L	44-83
1950	L	58-95*
1952	L	66-81
1979	W	75-69* OT
1993	L	40-101
2005	L	62-76
2010	L	45-74

## LSU 7-4

1933	L	43-55
1934	W	42-35
1943	W	52-34
1950	W	81-79 OT
1983	W	74-71
1989	W	95-77
1992	L	89-99
1998	W	72-65
2007	L	67-76 OT
2010	W	59-49
2016	L	75-84

## Mississippi St. 7-3

1938	W	41-34
1941	W	35-29
1942	W	50-40
1948	W	73-52
1949	W	73-46
1991	W	87-70
1994	L	69-73
1999	L	56-62
2009	L	61-64*
2013	W	69-53

## Missouri 0-0

No meetings

## Ole Miss 5-7

1938	L	40-45
1945	W	59-37
1948	W	81-62
1949	W	74-49
1980	L	74-76
1981	L	72-81
1986	L	56-73
1990	L	86-87
1991	W	94-85
2001	L	73-86
2010	W	76-65
2012	L	72-77

## South Carolina 3-2

1992	W	70-63
2000	L	68-75
2006	L	71-79
2008	W	89-87
2014	W	59-44

## Texas A&M 0-0

No meetings

## Tulane 0-1

1947	L	41-47
------	---	-------

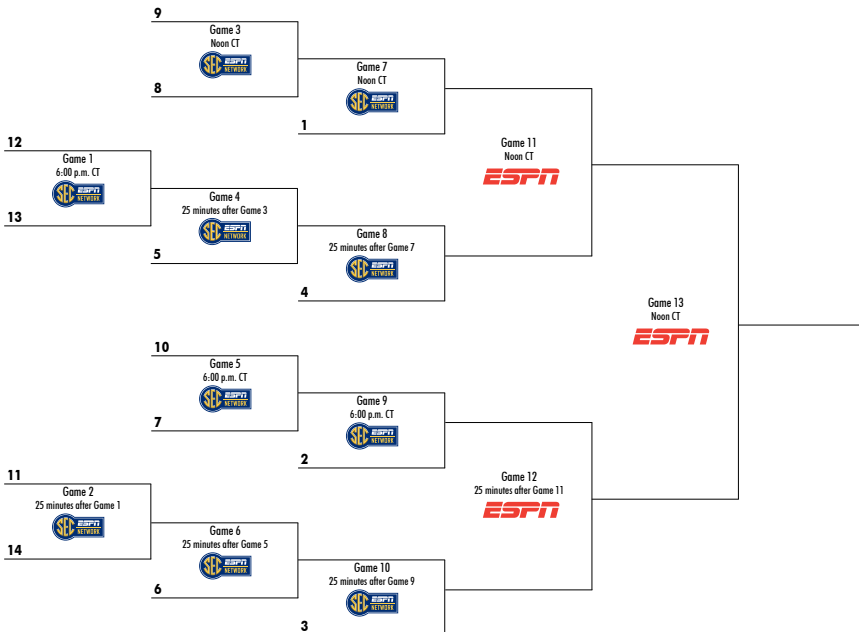
## Vanderbilt 9-1

1939	W	39-36
1943	W	41-31
1946	W	46-32
1950	W	50-44
1951	L	52-88
1982	W	57-54
1985	W	71-51
1987	W	74-57
2015	W	67-61
2016	W	67-65

\* Championship Game

^ Former SEC Member

Wednesday, March 8    Thursday, March 9    Friday, March 10    Saturday, March 11    Sunday, March 12



# ALL-TIME NCAA TOURNAMENT RESULTS

Year	Date	Region	Site	Round	UT Seed	Opponent	Result	
1967	3/17	Midwest	Evanston, Ill.	RS (16)		Dayton	L, 52-53	
	3/18	Midwest	Evanston, Ill.	RC		Indiana	L, 44-51	
1976	3/13	East	Charlotte, N.C.	1st (32)		VMI	L, 75-81	
1977	3/13	Midwest	Baton Rouge, La.	1st (32)		Syracuse	L, 88-93 ot	
1979	3/9	Midwest	Murfreesboro, Tenn.	1st (40)	8	#9 Eastern Kentucky	W, 97-81	
	3/11	Midwest	Murfreesboro, Tenn.	2nd (32)	8	#1 Notre Dame	L, 67-73	
1980	3/6	East	Greensboro, N.C.	1st (48)	7	#10 Furman	W, 80-69	
	3/8	East	Greensboro, N.C.	2nd (32)	7	#2 Maryland	L, 75-86	
1981	3/15	East	Charlotte, N.C.	2nd* (32)	4	#5 VCU	W, 58-56 ot	
	3/19	East	Atlanta, Ga.	RS (16)	4	#1 Virginia	L, 48-62	
1982	3/12	Midwest	Indianapolis, Ind.	1st (48)	9	#8 SW Louisiana	W, 61-57	
	3/14	Midwest	Indianapolis, Ind.	2nd (32)	9	#1 Virginia	L, 51-54	
1983	3/18	Midwest	Evansville, Ind.	1st (48)	8	#9 Marquette	W, 57-56	
	3/20	Midwest	Evansville, Ind.	2nd (32)	8	#1 Louisville	L, 57-70	
1989	3/16	East	Greensboro, N.C.	1st (64)	10	#7 West Virginia	L, 68-84	
1998	3/12	West	Sacramento, Calif.	1st (64)	8	#9 Illinois State	L, 81-82 ot	
1999	3/12	East	Charlotte, N.C.	1st (64)	4	#13 Delaware	W, 62-52	
	3/14	East	Charlotte, N.C.	2nd (32)	4	#12 SW Missouri State	L, 51-81	
2000	3/17	South	Birmingham, Ala.	1st (64)	4	#13 Louisiana-Lafayette	W, 63-58	
	3/19	South	Birmingham, Ala.	2nd (32)	4	#5 Connecticut	W, 65-51	
	3/24	South	Austin, Texas	RS (16)	4	#8 North Carolina	L, 69-74	
2001	3/16	Midwest	Dayton, Ohio	1st (64)	8	#9 Charlotte	L, 63-70	
	2006	3/16	Washington D.C.	Greensboro, N.C.	1st (64)	2	#15 Winthrop	W, 63-61
3/18		Washington D.C.	Greensboro, N.C.	2nd (32)	2	#7 Wichita State	L, 73-80	
2007	3/16	South	Columbus, Ohio	1st (64)	5	#12 Long Beach State	W, 121-86	
	3/18	South	Columbus, Ohio	2nd (32)	5	#4 Virginia	W, 77-74	
	3/22	South	San Antonio, Texas	RS (16)	5	#1 Ohio State	L, 84-85	
2008	3/21	East	Birmingham, Ala.	1st (64)	2	#15 American	W, 72-57	
	3/23	East	Birmingham, Ala.	2nd (32)	2	#7 Butler	W, 76-71 ot	
	3/27	East	Charlotte, N.C.	RS (16)	2	#3 Louisville	L, 60-79	
2009	3/20	East	Dayton, Ohio	1st (64)	9	#8 Oklahoma State	L, 75-77	
	2010	3/18	Midwest	Providence, R.I.	1st (64)	6	#11 San Diego State	W, 62-59
		3/20	Midwest	Providence, R.I.	2nd (32)	6	#14 Ohio	W, 83-68
	2011	3/26	Midwest	St. Louis, Mo.	RS (16)	6	#2 Ohio State	W, 76-73
3/28		Midwest	St. Louis, Mo.	RF (8)	6	#5 Michigan State	L, 69-70	
2011	3/18	West	Charlotte, N.C.	2nd (64)	9	#8 Michigan	L, 45-75	
2014	3/19	Midwest	Dayton, Ohio	1st (68)	11	#11 Iowa	W, 78-65 ot	
	3/21	Midwest	Raleigh, N.C.	2nd (64)	11	#6 Massachusetts	W, 86-67	
	3/23	Midwest	Raleigh, N.C.	3rd (32)	11	#14 Mercer	W, 83-63	
	3/28	Midwest	Indianapolis, Ind.	RS (16)	11	#2 Michigan	L, 71-73	

\* Received First Round Bye

The NCAA began seeding the tournament in 1979

RS=Regional Semifinal (aka: Sweet Sixteen); RF=Regional Final (aka: Elite Eight); RC=Regional Consolation

# ALL-TIME NIT RESULTS

Year	Date	Site	Round	Opponent	Result
1945	3/17	New York	Quarterfinals	Rhode Island	L, 44-51
1969	3/14	New York	First Round	Rutgers	W, 67-51
	3/17	New York	Quarterfinals	Ohio	W, 75-64
	3/20	New York	Semifinal	Temple	L, 58-63
	3/22	New York	Third Place	Army	W, 64-52
1971	3/20	New York	First Round	St. John's	W, 84-83 ot
	3/22	New York	Quarterfinals	Duke	L, 64-78
1984	3/14	Knoxville	First Round	St. Peter's	W, 54-50
	3/19	Knoxville	Second Round	UT-Chattanooga	W, 68-66
	3/23	Blacksburg, Va.	Third Round	Virginia Tech	L, 68-72
1985	3/14	Cookeville, Tenn.	First Round	Tennessee Tech	W, 65-62
	3/20	Knoxville	Second Round	SW Louisiana	W, 73-72
	3/23	Knoxville	Third Round	Virginia	W, 61-54
	3/27	New York	Semifinal	Indiana	L, 67-74
	3/29	New York	Third Place	Louisville	W, 100-84
1988	3/18	Murfreesboro	First Round	Middle Tennessee State	L, 80-85
1990	3/14	Memphis	First Round	Memphis State	W, 73-71
	3/19	Nashville	Second Round	Vanderbilt	L, 85-89
1992	3/18	Knoxville	First Round	Alabama-Birmingham	W, 71-68
	3/23	Charlottesville, Va.	Second Round	Virginia	L, 52-77
1996	3/13	Knoxville	First Round	College of Charleston	L, 49-55
2003	3/18	Knoxville	First Round	Georgetown	L, 60-70
2004	3/17	Fairfax, Va.	First Round	George Mason	L, 55-58
2012	3/13	Knoxville	First Round	Savannah State	W, 65-51
	3/19	Knoxville	Second Round	Middle Tennessee	L, 64-71
2013	3/20	Knoxville	First Round	Mercer	L, 67-75



# NCAA TOURNAMENT SUPERLATIVES

## RECORD

Appearances: 20  
 Overall Record: 19-21 (.475)  
 First Round Record: 11-6 (.647)  
 Second Round Record: 6-7 (.462)  
 Third Round Record: 1-0 (1.000)  
 Regional Semifinal Record (Sweet Sixteen): 1-6 (.143)  
 Regional Final Record (Elite Eight): 0-1 (.000)  
 Regional Consolation Record: 0-1 (.000)

## VS. OPPONENT

1-0 vs. American (2008)  
 1-0 vs. Butler (2008)  
 0-1 vs. Charlotte (2001)  
 1-0 vs. Connecticut (2000)  
 0-1 vs. Dayton (1967)  
 1-0 vs. Delaware (1999)  
 1-0 vs. Eastern Kentucky (1979)  
 1-0 vs. Furman (1980)  
 0-1 vs. Illinois State (1998)  
 0-1 vs. Indiana (1967)  
 1-0 vs. Iowa (2014)  
 1-0 vs. Long Beach State (2007)  
 2-0 vs. Louisiana-Lafayette (1982\*, 2000)  
 0-2 vs. Louisville (1983, 2008)  
 1-0 vs. Marquette (1983)  
 0-1 vs. Maryland (1980)  
 1-0 vs. Massachusetts (2014)  
 1-0 vs. Mercer (2014)  
 0-2 vs. Michigan (2014)  
 0-1 vs. Michigan State (2010)  
 0-1 vs. North Carolina (2000)  
 0-1 vs. Notre Dame (1979)  
 1-0 vs. Ohio (2010)  
 1-1 vs. Ohio State (2010)  
 0-1 vs. Oklahoma State (2009)  
 1-0 vs. San Diego State (2010)  
 0-1 vs. Southwest Missouri State (1999)  
 0-1 vs. Syracuse (1977)  
 1-0 vs. Virginia Commonwealth (1981)  
 1-2 vs. Virginia (1981, 1982, 2007)  
 0-1 vs. VMI (1976)  
 0-1 vs. West Virginia (1989)  
 0-1 vs. Wichita State (2006)  
 1-0 vs. Winthrop (2006)

## BY SITE

0-1 at Atlanta, Ga. (1981)  
 0-1 at Austin, Texas (2000)  
 0-1 at Baton Rouge, La. (1977)  
 4-0 at Birmingham, Ala. (2000, 2008)  
 2-4 at Charlotte, N.C. (1976, 1981, 1999, 2008, 2011)  
 2-0 at Columbus, Ohio (2007)  
 1-2 at Dayton, Ohio (2001, 2009, 2014)  
 0-2 at Evanston, Ill. (1967)  
 1-1 at Evansville, Ind. (1983)  
 2-3 at Greensboro, N.C. (1980, 1989, 2006)  
 1-2 at Indianapolis, Ind. (1982, 2014)  
 1-1 at Murfreesboro, Tenn. (1979)  
 2-0 at Providence, R.I. (2010)  
 2-0 at Raleigh, N.C. (2014)  
 0-1 at Sacramento, Calif. (1998)  
 0-1 at San Antonio, Texas (2007)  
 1-1 at St. Louis, Mo. (2010)

## VS. SEEDS

Seed	W-L	Opponent (Last)
1	0-5	Ohio State (2007)
2	1-2	Michigan (2014)
3	0-1	Louisville (2008)
4	1-0	Virginia (2007)
5	2-1	Michigan State (2010)
6	1-0	Massachusetts (2014)
7	1-2	Butler (2008)
8	1-3	Michigan (2011)
9	2-2	Charlotte (2001)
10	1-0	Furman (1980)
11	2-0	Iowa (2014)
12	1-1	Long Beach State (2007)
13	2-0	Louisiana-Lafayette (2000)
14	2-0	Mercer (2014)
15	2-0	American (2008)

## WHEN SEEDED

Seed	W-L	Years
2	3-2	2006, 2008
4	4-3	1981, 1999, 2000
5	2-1	2007
6	3-1	2010
7	1-1	1980
8	2-4	1979, 1983, 1998, 2001
9	1-3	1982, 2009, 2011
10	0-1	1989
11	3-1	2014

OUTLOOK

PLAYERS

STAFF

REVIEW

RESULTS

RECORDS

HONORS

POSTSEASON

VOLMANAC

MEDIA INFO



# POSTSEASON GAME RECORDS

## TEAM RECORDS

### POINTS

NCAA: 121 vs. Long Beach State (3/16/07)  
 NIT: 100 vs. Louisville (3/29/85)  
 SEC: 97 vs. Auburn (3/9/16)

### FIELD GOALS MADE

NCAA: 43 vs. Long Beach State (3/16/07)  
 NIT: 33 vs. Vanderbilt (3/19/90)  
 33 vs. Middle Tennessee State (3/18/88)  
 SEC: 36 vs. Ole Miss (3/7/91)

### FIELD GOAL ATTEMPTS

NCAA: 79 vs. Illinois State (3/12/77)  
 NIT: 74 vs. Middle Tennessee State (3/18/88)  
 SEC: 75 vs. LSU (3/13/92)

### FIELD GOAL PERCENTAGE

NCAA: 58.9 (43-73) vs. Long Beach State (3/16/07)  
 NIT: 55.8 (29-52) vs. Louisville (3/29/85)  
 SEC: 60.4 (29-48) vs. Mississippi State (3/8/91)

### 3-PT FIELD GOALS MADE

NCAA: 16 vs. Ohio State (3/22/07)  
 NIT: 8 vs. Vanderbilt (3/19/90)  
 SEC: 11 vs. Auburn (3/9/16)  
 11 vs. Mississippi (3/9/12)  
 11 vs. Arkansas (3/15/08)  
 11 vs. South Carolina (3/10/06)

### 3-PT FIELD GOAL ATTEMPTS

NCAA: 33 vs. Oklahoma State (3/20/09)  
 NIT: 24 vs. Mercer (3/20/13)  
 SEC: 34 vs. Mississippi (3/9/12)

### 3-PT FIELD GOAL PERCENTAGE

NCAA: 51.9 (14-27) vs. Long Beach State (3/16/07)  
 NIT: 40.0 (4-10) vs. Savannah State (3/13/12)  
 40.0 (8-20) vs. Vanderbilt (3/19/90)  
 SEC: 85.7 (6-7) vs. Georgia (3/9/91)

### FREE THROWS MADE

NCAA: 25 vs. Eastern Kentucky (3/9/79)  
 NIT: 42 vs. Louisville (3/29/85)  
 SEC: 26 vs. Mississippi State (3/8/91)

### FREE THROW ATTEMPTS

NCAA: 33 vs. Eastern Kentucky (3/9/79)  
 NIT: 51 vs. Louisville (3/29/85)  
 SEC: 37 vs. Mississippi State (3/8/91)  
 37 vs. LSU (3/10/89)

### FREE THROW PERCENTAGE

NCAA: 92.9 (13-14) vs. Maryland (3/8/80)  
 NIT: 88.1 (37-42) vs. Ohio (3/17/69)  
 SEC: 93.3 (14-15) vs. Alabama (3/10/91)

### OFFENSIVE REBOUNDS

NCAA: 20 vs. Ohio State (3/26/10)  
 20 vs. Illinois State (3/12/98)  
 NIT: 18 vs. Memphis State (3/14/90)  
 SEC: 22 vs. Arkansas (3/10/05)

### DEFENSIVE REBOUNDS

NCAA: 32 vs. Delaware (3/12/99)  
 NIT: 34 vs. Savannah State (3/13/12)  
 SEC: 33 vs. LSU (3/10/89)

### TOTAL REBOUNDS

NCAA: 53 vs. Eastern Kentucky (3/9/79)  
 NIT: 49 vs. Memphis State (3/14/90)  
 SEC: 52 vs. LSU (3/10/89)

### PERSONAL FOULS

NCAA: 29 vs. Furman (3/6/80)  
 29 vs. Notre Dame (3/11/79)  
 NIT: 27 vs. Middle Tennessee State (3/18/88)  
 SEC: 33 vs. Ole Miss (3/5/81)

### ASSISTS

NCAA: 27 vs. Syracuse (3/13/77)  
 NIT: 17 vs. Louisville (3/29/85)  
 SEC: 27 vs. South Carolina (3/14/08)

### TURNOVERS (LOW)

NCAA: 6 vs. Long Beach State (3/16/07)  
 NIT: 7 vs. Virginia (3/23/85)  
 SEC: 6 vs. Vanderbilt (3/4/82)

### TURNOVERS (HIGH)

NCAA: 26 vs. Syracuse (3/13/77)  
 NIT: 25 vs. Memphis State (3/14/90)  
 SEC: 30 vs. Kentucky (3/12/93)

### BLOCKS

NCAA: 8 vs. Michigan (3/28/14)  
 NIT: 9 vs. Georgetown (3/18/03)  
 SEC: 9 vs. Ole Miss (3/9/01)  
 9 vs. LSU (3/5/98)

### STEALS

NCAA: 12 vs. American (3/21/08)  
 12 vs. Louisville (3/20/83)  
 12 vs. VMI (3/13/76)  
 NIT: 12 vs. Louisville (3/29/85)  
 12 vs. Virginia (3/23/85)  
 SEC: 14 vs. LSU (3/8/07)

### POINTS (1ST HALF)

NCAA: 57 vs. Long Beach State (3/16/07)  
 NIT: 53 vs. Louisville (3/29/85)  
 SEC: 49 vs. Arkansas (3/6/98)

### POINTS (2ND HALF)

NCAA: 64 vs. Long Beach State (3/16/07)  
 NIT: 47 vs. Louisville (3/29/85)  
 SEC: 56 vs. LSU (3/13/92)

### POINTS (OVERTIME)

NCAA: 14 vs. Iowa (3/28/14)  
 NIT: 10 vs. St. John's (3/20/71)  
 SEC: 20 vs. Kentucky (3/3/79)

## INDIVIDUAL RECORDS

### POINTS

NCAA: 36 by Ernie Grunfeld vs. VMI (3/13/76)  
 NIT: 34 by Bill Justus vs. Ohio (3/17/69)  
 SEC: 33 by Dale Ellis vs. LSU (3/11/83)

### FIELD GOALS MADE

NCAA: 13 by Reggie Johnson vs. Furman (3/6/80)  
 13 by Ernie Grunfeld vs. VMI (3/13/76)  
 NIT: 12 by Allan Houston vs. Vanderbilt (3/19/90)  
 SEC: 14 by Steve Hamer vs. Alabama (3/7/96)  
 14 by Corey Allen vs. LSU (3/13/92)  
 14 by Dale Ellis vs. LSU (3/11/83)  
 14 by Dale Ellis vs. Ole Miss (3/5/81)

### FIELD GOAL ATTEMPTS

NCAA: 23 by Ernie Grunfeld vs. VMI (3/13/76)  
 NIT: 22 by Allan Houston vs. Vanderbilt (3/19/90)  
 SEC: 25 by Tony White vs. Georgia (3/7/85)  
 25 by Dale Ellis vs. Ole Miss (3/5/81)

### FIELD GOAL PERCENTAGE (15 ATT.)

NCAA: 68.4 (13-19) by Reggie Johnson vs. Furman (3/6/80)  
 NIT: 68.6 (11-16) by A. Richardson vs. Louisville (3/29/85)  
 SEC: 73.7 (14-19) by Corey Allen vs. LSU (3/13/92)

### FIELD GOAL PERCENTAGE (10 ATT.)

NCAA: 81.8 (9-11) by Howard Wood vs. Furman (3/6/80)  
 NIT: 78.6 (11-14) by Ian Lockhart vs. Vanderbilt (3/19/90)  
 SEC: 90.0 (9-10) by Carlus Groves vs. Miss. St. (3/8/91)

### 3-PT FIELD GOALS MADE

NCAA: 6 by Chris Lofton vs. Ohio State (3/22/07)  
 6 by Chris Lofton vs. Wichita State (3/18/06)  
 NIT: 5 by Allan Houston vs. Vanderbilt (3/19/90)  
 SEC: 7 by Brandon Wharton vs. Georgia (3/8/96)

### 3-PT FIELD GOAL ATTEMPTS

NCAA: 18 by Chris Lofton vs. Wichita State (3/18/06)  
 NIT: 11 by Allan Houston vs. UAB (3/18/92)  
 11 by Allan Houston vs. Vanderbilt (3/19/90)  
 SEC: 12 by Brandon Wharton vs. Georgia (3/8/96)

### 3-PT FIELD GOAL PERCENTAGE (6 ATT.)

NCAA: 66.7 (4-6) by JaJuan Smith vs. Long Beach State (3/16/07)  
 NIT: 50.0 (4-8) by Aaron Green vs. Coll. of Charleston (3/13/96)  
 SEC: 83.3 (5-6) by Mark Griffin vs. LSU (3/10/89)

### FREE THROWS MADE

NCAA: 12 by Jarnell Stokes vs. Massachusetts (3/21/14)  
 NIT: 22 by Bill Justus vs. Ohio (3/17/69)  
 SEC: 12 by Willie Burton vs. Florida (3/8/84)

### FREE THROW ATTEMPTS

NCAA: 13 by Ernie Grunfeld vs. VMI (3/13/76)  
 NIT: 23 by Bill Justus vs. Ohio (3/17/69)  
 SEC: 14 by Willie Burton vs. Florida (3/8/84)

### FREE THROW PERCENTAGE (7 ATT.)

NCAA: 100.0 (10-10) by Tyler Smith vs. Okla. St. (3/20/09)  
 100.0 (10-10) by C.J. Black vs. La-Lafayette (3/17/00)  
 100.0 (7-7) by Tobias Harris vs. Michigan (3/18/11)  
 100.0 (7-7) by Gary Carter vs. Maryland (3/8/80)  
 NIT: 95.7 (22-23) by Bill Justus vs. Ohio (3/17/69)  
 SEC: 100.0 (10-10) by Allan Houston vs. Miss. St. (3/8/91)  
 100.0 (8-8) by Gary Carter vs. Kentucky (3/3/79)  
 100.0 (8-8) by C.J. Watson vs. Kentucky (3/11/05)  
 100.0 (7-7) by Allan Houston vs. LSU (3/13/92)

### OFFENSIVE REBOUNDS

NCAA: 8 by Jarnell Stokes vs. Mercer (3/23/14)  
 8 by Duke Crews vs. Long Beach State (3/18/07)  
 NIT: 12 by Jarnell Stokes vs. Mercer (3/20/13)  
 SEC: 10 by Jeronne Maymon vs. Ole Miss (3/9/12)

### DEFENSIVE REBOUNDS

NCAA: 12 by Wayne Chism vs. Ohio (3/20/10)  
 NIT: 11 by Damon Johnson vs. Charleston (3/13/96)  
 SEC: 13 by Steve Hamer vs. Alabama (3/7/96)

### TOTAL REBOUNDS

NCAA: 18 by Jarnell Stokes vs. Mercer (3/23/14)  
 NIT: 18 by Damon Johnson vs. Charleston (3/13/96)  
 SEC: 21 by Steve Hamer vs. Alabama (3/7/96)

### ASSISTS

NCAA: 16 by Bert Bertelkamp vs. Maryland (3/8/80)  
 NIT: 8 by Trae Golden vs. Middle Tennessee (3/13/12)  
 8 by Bill Hann vs. Ohio (3/17/69)  
 SEC: 9 by Steve Ray vs. Alabama (3/5/92)

### BLOCKED SHOTS

NCAA: 5 by Major Wingate vs. Wichita State (3/18/06)  
 NIT: 6 by Elgrace Wilborn vs. Georgetown (3/18/03)  
 SEC: 5 by Wayne Chism vs. South Carolina (3/14/08)  
 5 by Isiah Victor vs. South Carolina (3/10/00)  
 5 by C.J. Black vs. LSU (3/5/98)

### STEALS

NCAA: 4 by JaJuan Smith vs. Louisville (3/27/08)  
 4 by Chris Lofton vs. Long Beach State (3/16/07)  
 4 by Isiah Victor vs. Illinois State (3/12/98)  
 4 by Terry Crosby vs. Eastern Kentucky (3/9/79)  
 NIT: 4 by Ian Lockhart vs. Vanderbilt (3/19/90)  
 4 by Anthony Richardson vs. Indiana (3/27/85)  
 4 by Rob Jones vs. Virginia (3/23/85)  
 SEC: 7 by Clarence Swearengen vs. Florida (3/11/88)

### MINUTES

NCAA: 45 by Gary Carter and Dale Ellis vs. VCU (3/15/81)  
 NIT: 40 by 10 Players  
 SEC: 45 by Willie Burton and Tony White vs. Florida (3/8/84)  
 45 by Michael Brooks, Willie Burton and Dale Ellis vs. LSU (3/11/83)  
 45 by Terry Crosby vs. Kentucky (3/3/79)



# NCAA TOURNAMENT - CAREER LEADERS

## SCORING

Player	Gms	Total
Wayne Chism (2007-10)	11	136
Chris Lofton (2006-08)	8	130
Dale Ellis (1980-83)	8	116
JaJuan Smith (2006-08)	8	110
Reggie Johnson (1977-80)	5	99

## SCORING AVERAGE (MIN. 2 GAMES)

Player	Gms	Avg
Ernie Grunfeld (1976-77)	2	31.0
Ron Widby (1967)	2	21.5
Reggie Johnson (1977-80)	5	19.8
Josh Richardson (2014)	4	19.3
Jarnell Stokes (2014)	4	18.0

## REBOUNDING

Player	Gms	Total
Wayne Chism (2007-10)	11	57
Jarnell Stokes (2014)	4	51
Brian Williams (2008-11)	9	49
Isiah Victor (1998-2001)	7	48
Dale Ellis (1980-83)	8	43

## REBOUNDING AVERAGE (MIN. 2 GAMES)

Player	Gms	Avg
Jarnell Stokes (2014)	4	12.8
Ernie Grunfeld (1976-77)	2	10.0
Andre Patterson (2006)	2	8.5
Reggie Johnson (1977-80)	5	8.4
Tom Boerwinkle (1967)	2	8.0

## ASSISTS

Player	Gms	Total
Bert Bertelkamp (1977-80)	5	27
Johnny Darden (1976-79)	4	26
J.P. Prince (2008-10)	8	26
Dane Bradshaw (2006-07)	5	25
Tyrone Beaman (1981-83)	5	24

## BLOCKS

Player	Gms	Total
Rashard Lee (1998-99)	3	9
Isiah Victor (1998-2001)	7	9
Major Wingate (2006)	2	8
Wayne Chism (2007-10)	11	7
Jordan McRae (2010-14)	5	6

## STEALS

Player	Gms	Total
Chris Lofton (2006-08)	8	15
J.P. Prince (2008-10)	8	13
Tony Harris (1998-2001)	7	10
JaJuan Smith (2006-08)	8	10
Dane Bradshaw (2006-07)	5	8
Isiah Victor (1998-2001)	7	8
Gary Carter (1979-81)	6	8

## GAMES AND WINS

Player	Gms	Wins
Wayne Chism (2007-10)	11	7
Brian Williams (2008-11)	9	5
J.P. Prince (2008-10)	8	5
Chris Lofton (2006-08)	8	5
JaJuan Smith (2006-08)	8	5
Dale Ellis (1980-83)	8	4
Steve Ray (1979-82)	8	4

# TOP NCAA TOURNAMENT PERFORMANCES

### NCAA Individual Scoring (all 20-point performances)

- 36 Ernie Grunfeld vs. VMI (3/13/76)
- 28 Reggie Johnson vs. Furman (3/6/80)
- 26 Josh Richardson vs. Mercer (3/23/14)
- 26 Jarnell Stokes vs. Massachusetts (3/21/14)
- 26 Ernie Grunfeld vs. Syracuse (3/13/77)
- 25 Chris Lofton vs. Long Beach State (3/16/07)
- 24 Jordan McRae vs. Michigan (3/28/14)
- 24 Chris Lofton vs. Ohio State (3/22/07)
- 24 JaJuan Smith vs. Long Beach State (3/16/07)
- 24 Michael Brooks vs. Virginia (3/14/82)
- 23 Brandon Wharton vs. Illinois State (3/12/98)
- 23 Dale Ellis vs. SW Louisiana (3/12/82)
- 23 Bernard King vs. Syracuse (3/13/77)
- 23 Ron Widby vs. Indiana (3/18/67)
- 22 Dyron Nix vs. West Virginia (3/16/89)
- 22 Dale Ellis vs. VCU (3/15/81)
- 22 Ramar Smith vs. Long Beach State (3/16/07)
- 21 Jordan McRae vs. Massachusetts (3/21/14)
- 21 Reggie Johnson vs. Maryland (3/8/80)
- 21 Gary Carter vs. Maryland (3/8/80)
- 20 Jordan McRae vs. Iowa (3/19/14)
- 20 Chris Lofton vs. Virginia (3/18/07)
- 20 Chris Lofton vs. Wichita State (3/18/06)
- 20 C.J. Watson vs. Wichita State (3/18/06)
- 20 Dale Ellis vs. Marquette (3/18/83)
- 20 Reggie Johnson vs. Eastern Kentucky (3/9/79)
- 20 Ron Widby vs. Dayton (3/17/67)

### NCAA Individual Rebounding (all 10-rebound performances)

- 18 Jarnell Stokes vs. Mercer (3/23/14)
- 14 Jarnell Stokes vs. Massachusetts (3/21/14)
- 14 Isiah Victor vs. Delaware (3/12/99)
- 14 Reggie Johnson vs. Furman (3/6/80)
- 13 Jarnell Stokes vs. Iowa (3/19/14)
- 12 Ernie Grunfeld vs. Syracuse (3/13/77)
- 12 Bernard King vs. Syracuse (3/13/77)
- 11 Jeronne Maymon vs. Massachusetts (3/21/14)
- 11 Duke Crews vs. Long Beach State (3/16/07)
- 11 Andre Patterson vs. Winthrop (3/16/06)
- 11 Rashard Lee vs. Illinois State (3/12/98)
- 11 Gary Carter vs. Eastern Kentucky (3/9/79)
- 10 JaJuan Smith vs. Wichita State (3/18/06)
- 10 Vincent Yarbrough vs. Charlotte (3/16/01)
- 10 Doug Roth vs. West Virginia (3/10/89)
- 10 Reggie Johnson vs. Syracuse (3/13/77)

### NCAA Individual Assists (all 10-assist performances)

- 16 Bert Bertelkamp vs. Maryland (3/8/80)
- 12 Johnny Darden vs. Syracuse (3/13/77)
- 11 Dane Bradshaw vs. Long Beach State (3/16/07)

### NCAA Individual Blocks (all five-block performances)

- 5 Major Wingate vs. Wichita State (3/18/06)



1967 NCAA Midwest Region — Regional Semifinal

**Tennessee** (21-6) **52**  
**Dayton** (23-5) **53**

March 17, 1967 • McGaw Hall • Evanston, Ill.

A cold-shooting first half was too much for Tennessee to overcome as the Volunteers fell 53-52 to Dayton in their first NCAA Tournament appearance.

Tennessee trailed 36-25 at the break as Dayton hit 58 percent from the field compared to the Vols' 23 percent. Tennessee hit only seven buckets in 31 attempts. Tennessee fought back, though, and whittled the lead down to 50-48 with 8:01 left on the clock when both teams started holding the ball.

The Vols had possession of the ball and were looking for the perfect shot to tie the game, but Tom Boerwinkle was called for walking, and Dayton took over possession.

Tennessee regained possession when Billy Hann came up with a steal with 3:10 remaining. Bill Justus then knotted the score at 50 when he hit a jumper with just over two minutes left in the game.

Dayton then held the ball looking for a game winning shot. The Vols forced the issue with 24 seconds remaining and fouled Bobby Joe Hooper. Hooper was good on one of his free throw attempts giving the Vols a chance for the final shot and the win.

The man picked to take the shot was Ron Widby, who had hit the game-winning shot against Mississippi State in the Vols' regular season finale to clinch the SEC championship

But Widby's jumper from 20-feet was off the mark, and Dayton eventually regained possession. Two free throws later, the Flyers led 53-50. Widby hit an uncontested lay-up at the buzzer to finish the scoring.

"Somebody has to take the last shot," Widby said. "I never mind the pressure. I thought the ball was going in."

The Vols held All-America Don May, who came into the game averaging 22 points, to nine points on 2-of-10 shooting, but the guard duo of Hooper and Gene Klaus led the Flyers with 14 and 12, respectively. They shot a combined 11-of-14 from the field.

"We did a fine defensive job on May, but got beat by the outside shooting of their guards," UT head coach Ray Mears said. "They surprised us. We just didn't think they could shoot so well from long range."

Widby finished with a game-high 20 points to pace four Vols in double figures.

**NOTES:** Dayton advanced to the national championship game before falling 79-64 to UCLA ... The Vols won the SEC championship with a 15-3 record.

**VISITORS: Tennessee 21-6**

	FG	FT	REBS	PF	TP
15 Ron Widby f	7-20	6-7	4	2	20
20 Tom Hendrix f	5-11	0-0	1	2	10
34 Tom Boerwinkle c	4-7	2-3	9	5	10
42 Bill Justus g	4-9	2-3	5	2	10
14 Bill Hann g	0-4	1-1	2	0	1
24 Wes Coffman	0-0	0-0	0	0	0
50 David Bell	0-1	1-2	2	0	1
Team			4		
Totals	20-52	12-16	27	11	52

TOTAL FG% Game: 38.5%  
 F Throw% Game: 75.0%

**HOME TEAM: Dayton 23-5**

	FG	FT	REBS	PF	TP
33 Dan Sadlier f	4-4	2-2	1	4	10
21 Donald May f	2-10	5-5	14	2	9
31 Dan Obrovac c	1-2	1-2	4	2	3
14 Gene Klaus g	5-7	2-2	0	0	12
42 Bobby Joe Hooper g	6-7	2-2	2	0	14
22 Rudy Waterman	2-3	0-0	0	0	4
43 Glinder Torain	0-2	1-1	3	2	1
Team			1		
Totals	24-35	13-14	25	10	53

TOTAL FG% Game: 57.1%  
 F Throw% Game: 92.9%

Officials: Phil Fox, Mike Ditimasio  
 Technical fouls: None  
 Attendance: N/A

Score by Periods	1st	2nd	Total
Tennessee	25	27	52
Dayton	36	17	53

1967 NCAA Midwest Region — Regional Consolation

**Indiana** (18-8) **51**  
**Tennessee** (21-7) **44**

March 18, 1967 • McGaw Hall • Evanston, Ill.

Tennessee struggled from the field in a 51-44 defeat at the hands of Indiana in an NCAA Tournament regional consolation game.

The Vols stayed close throughout the game and had as much as a three-point lead in the second half, but eventually faltered down the stretch. Tennessee connected on 14-of-46 shots from the field for 30.7 percent. Indiana did not fair much better at 37.2 percent, but dominated the boards 43 to 27.

A short jumper from Ron Widby gave the Vols an 18-16 lead with just over five minutes left in the first half. Indiana then went into a stall in attempt to take the last shot of the half. They eventually got a bucket from Bill Joyner to tie the score. Tennessee failed to score on its next possession, and Vernon Payne gave the Hoosiers a 20-18 lead. Bill Justus hit a jumper at the halftime buzzer to pull the Vols even.

Justus hit two free throws in the opening minutes of the second half to give the Vols a 27-24 advantage, but Indiana outscored the Vols 21-11 to open up a 45-38 lead.

Justus and Widby hit back-to-back buckets for the Vols to cut the lead to three, but Russell and Jack Johnson hit two free throws each to put the game out of reach.

The game was physical from the start which did not suit the playing style of Tennessee.

"We played as hard as we could under the conditions," Tennessee coach Ray Mears said. "They are taking the finesse out of the game when they depend on brute strength. We were not real sharp, but there were a lot of bumps and bruises out there."

**NOTES:** Indiana coach Lou Watson signed a scholarship with Tennessee coach John Mauer in 1946, but eventually played at Indiana ... Widby was named to the All-Tournament Team ... Widby scored 619 points during the 1966-67 season which was the most ever by a Vol ... Widby surpassed the mark of 522 points set by Carl Widseth during the 1955-56 season ... Widby averaged 22.1 points per game, which was tops in the SEC ... Indiana was the Big Ten champion.

**VISITORS: Indiana 18-8**

	FG	FT	REBS	PF	TP	TO
34 Harry Joyner f	5-10	0-2	8	3	10	
33 Ken Johnson f	2-7	5-5	7	4	9	
21 William DeHeer c	4-8	5-8	16	3	13	
23 Vernon Payne g	2-6	4-5	2	3	8	
22 William Russell g	3-11	4-4	5	2	10	
44 Earl Schneider	0-0	0-0	0	1	0	
24 Vernon Pfaff	0-1	1-1	1	1	1	
Team			4			
Totals	16-43	19-25	43	17	51	15

TOTAL FG% Game: 37.2%  
 F Throw% Game: 76.0%

**HOME TEAM: Tennessee 21-7**

	FG	FT	REBS	PF	TP	TO
53 Ron Widby f	8-19	7-9	9	4	23	
21 Tom Hendrix f	2-7	0-2	1	5	4	
35 Tom Boerwinkle c	1-5	0-1	7	4	2	
43 Bill Justus g	3-12	7-7	4	2	13	
15 Bill Hann g	0-1	2-2	1	0	2	
25 Wes Coffman	0-1	0-0	0	1	0	
55 David Bell	0-1	0-0	0	1	0	
Team			5			
Totals	14-46	16-21	27	17	44	10

TOTAL FG% Game: 30.4%  
 F Throw% Game: 76.2%

Officials: Bill Fidgen, Phil Fox  
 Technical fouls: None  
 Attendance: 7,419

Score by Periods	1st	2nd	Total
Indiana	21	30	51
Tennessee	21	23	44



1976 NCAA East Region — First Round

**Tennessee** (21-6) **75**  
**VMI** (21-9) **81**  
*March 13, 1976 • Charlotte Coliseum • Charlotte, N.C.*

VMI placed five players in double figures and shot a sizzling 66 percent from the field to upset the Volunteers 81-75 in the opening round of the NCAA Tournament.

The "Bernie" was missing from "The Ernie and Bernie Show" in this game, as Bernard King was out of action with an injured left thumb. Ernie Grunfeld held up his end of the show as he poured in 36 points and grabbed eight rebounds.

"I'm not embarrassed that we lost to VMI," Grunfeld said. "I'm never embarrassed if we try, and we tried hard. We just didn't get enough done. We can't let them shoot like that and expect to win."

Grunfeld scored 12 straight points for Tennessee to close the first half, and the Vols had as much as a six-point lead during that stretch.

The scored stood tied at 60 with 5:42 left in the game when the Keydets reeled off eight unanswered points. Tennessee had three shots blocked during that stretch, and Dave Montgomery scored six of the eight points for VMI. Two free throws from Austin Clarke pulled the Vols to within 70-67 with 2:08 remaining, but the Vols could get no closer.

Tennessee coach Ray Mears made a move at halftime in hopes to give the Vols an emotional lift as King dressed out.

"We let him dress out to see if it would give us a mental lift," Mears said. "I wasn't about to play him. We were not going to risk his future. Most of you don't realize how much he means to us. We were just hoping to get through this first game."

Will Bynum led the Keydets with 20 points, followed by 19 from Ron Carter. John Krovic added 17, Curt Reppart tossed in 11, and Montgomery finished with 10.

Mike Jackson was the only other Vol in double figures with 14 points.

**NOTES:** VMI lost 91-75 to Rutgers in the Regional Semifinals.

**VISITORS: Tennessee 21-6**

	FG	FT	REBS	PF	TP	A	TO	Bl	St	Min
22 Ernie Grunfeld f	13-23	10-13	8	3	36	0	5	0	3	40
25 Mike Jackson f	5-13	4-5	1	5	14	0	4	0	1	39
43 Doug Ashworth c	3-6	0-0	3	2	6	2	1	0	3	31
34 Austin Clark g	3-9	3-3	8	5	9	3	0	1	1	39
10 Johnny Darden g	4-8	0-0	1	2	8	6	1	0	3	40
30 Terry Crosby	0-2	0-2	1	3	0	0	1	0	1	10
41 Mike Smithson	1-1	0-0	1	0	2	0	0	0	0	1
TEAM			2							
Totals	29-62	17-23	25	20	75	11	13	0	12	200

TOTAL FG% 1st Half: 13-27 48.1% 2nd Half: 16-35 45.7% Game: 46.8%  
 F Throw% 1st Half: 12-17 70.6% 2nd Half: 5-6 83.3% Game: 73.9%

**HOME TEAM: VMI 21-9**

	FG	FT	REBS	PF	TP	A	TO	Bl	St	Min
13 Ron Carter f	8-11	3-6	14	4	19	5	6	2	1	39
20 Chris Reppart f	5-7	1-3	1	2	11	5	5	0	1	39
22 John Krovic c	6-9	5-5	2	0	17	5	1	0	0	37
30 Will Bynum g	8-14	4-4	4	4	20	0	2	0	1	33
45 David Montgomery g	4-5	2-4	6	4	10	0	1	1	2	37
42 George Borojevich	2-4	0-0	5	3	4	0	3	0	0	19
40 Kelly Lombard	0-0	0-0	0	1	0	2	0	0	0	1
52 Pat Kelley	0-0	0-0	0	1	0	0	2	0	0	1
TEAM			0							
Totals	33-50	15-22	32	19	81	15	22	3	5	200

TOTAL FG% 1st Half: 18-27 66.7% 2nd Half: 15-23 65.2% Game: 66.0%  
 F Throw% 1st Half: 1-3 33.3% 2nd Half: 14-19 73.7% Game: 68.2%

Officials: Robert Korte, Jim Bain  
 Technical fouls: Tennessee: Bench, Darden; VMI: Bench  
 Attendance: 11,666

Score by Periods	1st	2nd	Total
Tennessee	38	37	75
VMI	37	44	81

1977 NCAA Mideast Region — First Round

**Tennessee** (22-6) **88**  
**Syracuse** (26-3) **OT 93**  
*March 13, 1977 • Assembly Center • Baton Rouge, La.*

Syracuse posted a 93-88 overtime victory to put an end to the famed "Ernie and Bernie Show" at Tennessee.

Things looked good early for Tennessee as the Vols raced out to a 20-10 lead against a pressing Syracuse defense. But the Orangemen regained their composure and eventually tied the score at 32 with just under five minutes left in the first half.

Tennessee held strong, though, and an Ernie Grunfeld jumper put the Vols up eight at 47-39 with 17:51 left in the second half. Syracuse then staged a 14-2 run over the next five minutes to take a 53-49 advantage.

Syracuse held a 78-74 lead with 1:31 left in the second half, but Reggie Johnson hit a short jumper and converted two free throws to tie the game. Larry Kelley's shot at the end of regulation could have won the game for the Orangemen, but it was off the mark.

A Ross Kindel steal and layup gave Syracuse an 86-80 lead with 2:03 left in overtime. Syracuse then hit 7-of-9 free throws in the final minute of overtime to seal the victory.

"We didn't score when we needed to score," Tennessee coach Ray Mears said. "The break worked well early then went dry. Our game is based on King, Grunfeld and Jackson playing 40 minutes each. Maybe that is a fallacy. If you live by that idea, you die by it."

It certainly hurt the Vols as Grunfeld, Bernard King and Mike Jackson all watched the end of the game from the bench. Not helping matters were the 26 turnovers the Vols committed.

Grunfeld led the Vols with 26 points and 12 rebounds, King tossed in 23 and also grabbed 12 rebounds. Reggie Johnson added 17 points and 10 boards.

"I hope what happened against Syracuse won't wash out the things we've done all year," King said. "It was a great year for me and the team."

**NOTES:** The 22 wins by the Vols set a school record at that time ... Tennessee won a share of the SEC championship along with Kentucky ... Syracuse was led by first-year head coach Jim Boehem ... Syracuse lost 81-59 to UNC Charlotte in the Regional Semifinals to finish its season 26-4.

**VISITORS: Tennessee 22-6**

	FG	FT	REBS	PF	TP	A	TO	Bl	St	Min
22 Ernie Grunfeld f	10-16	6-11	12	5	26	4	6	0	1	44
53 Bernard King f	8-19	7-8	12	5	23	2	9	0	0	38
32 Reggie Johnson c	6-12	5-5	10	4	17	0	1	2	0	36
24 Johnny Darden g	3-8	0-0	1	1	6	12	6	0	1	41
25 Mike Jackson g	6-13	0-0	3	5	12	5	1	0	0	30
30 Terry Crosby	0-4	0-0	3	2	0	4	3	0	0	15
33 Chuck Threeets	0-0	0-0	2	1	0	0	0	0	0	16
10 Bert Bertelkamp	2-3	0-0	0	3	4	0	0	0	0	5
TEAM			1							
Totals	35-75	18-24	44	27	88	27	26	3	2	225

TOTAL FG% 1st Half: 16-33 48.4% 2nd Half: 19-42 45.0% Game: 46.6%  
 F Throw% 1st Half: 6-7 85.7% 2nd Half: 12-17 71.0% Game: 75.0%

**HOME TEAM: Syracuse 26-3**

	FG	FT	REBS	PF	TP	A	TO	Bl	St	Min
33 Dale Shackelford f	3-4	1-5	9	4	7	4	4	0	2	29
44 Marty Byrnes f	4-9	7-7	11	2	15	1	3	2	0	41
50 Roosevelt Bouie c	3-8	2-2	4	5	8	0	3	2	0	25
11 Larry Kelley g	9-15	4-4	2	1	22	3	4	0	0	37
22 James Williams g	7-13	2-2	1	2	16	7	5	0	0	27
20 Ross Kindel	5-9	2-3	2	2	12	3	3	0	2	26
55 Louis Orr	2-6	2-4	9	5	6	3	3	1	0	28
35 Bill Drew	2-4	3-4	2	1	7	2	0	0	0	10
53 Robert Parker	0-0	0-0	0	1	0	0	0	0	0	2
TEAM			1				2			
Totals	35-69	23-32	42	23	93	23	25	5	4	225

TOTAL FG% 1st Half: 14-37 37.8% 2nd Half: 21-32 66.0% Game: 50.7%  
 F Throw% 1st Half: 7-10 70.0% 2nd Half: 16-23 73.0% Game: 71.9%

Officials: Burch, Richard  
 Technical fouls: None  
 Attendance: 5,965

Score by Periods	1st	2nd	OT	Total
Tennessee	38	40	10	88
Syracuse	35	43	15	93

1979 NCAA Mideast Region — First Round

#9	<b>Eastern Kentucky</b> (21-8)	<b>81</b>
#8	<b>Tennessee</b> (21-11)	<b>97</b>

March 9, 1979 • Murphy Athletic Center • Murfreesboro, Tenn.

Tennessee turned an early 10-point deficit into a 44-38 halftime lead and eventually logged a 97-81 victory over the Colonels. This was Tennessee's first-ever win in the NCAA Tournament.

The Vols fell behind 15-5 in the first five minutes of the game before finally getting things on track. Gary Carter made three consecutive field goals to spark a Tennessee rally and pull the Vols within 16-13. Johnny Darden then hit a long jumper, and the Vols had the Colonel lead to one.

Eastern Kentucky regained its composure and had the lead back out to 30-26 with 4:44 left in the first half.

Terry Crosby then reeled off three consecutive buckets for the Vols, and Tennessee held a 32-30 advantage with just under four minutes left in the half.

"This game was won in the final eight minutes of the first half," Tennessee coach Don DeVoe said. "By getting the ball to Terry Crosby, we were able to turn it around. We played poorly in the first 10 minutes but our kids snapped out of it."

The game was still close five minutes into the second half, but Tennessee went on an 18-6 run to turn a 54-50 lead into a 72-56 advantage with 8:21 left in the game.

"We were too psyched up at the beginning," Reggie Johnson said. "That was a terrible start. We had to come down from our high before we could play."

Johnson led the Vols with 20 points and nine rebounds. Carter added 18 points with a game-high 11 rebounds. Crosby finished the game with 19 points.

James Tillman led Eastern Kentucky with 21 points. He was one of five Colonels in double figures as Dave Tierney netted 13, Bruce Jones had 12, and Vic Merchant and Kenney added 11 each.

**NOTES:** Eastern Kentucky was the Ohio Valley Conference champion.

VISITORS: Eastern Kentucky 21-8

	FG	FT	REBS	PF	TP	A	TO	Bl	St	Min	
05 James Tillman	f	7-17	7-8	8	3	21	0	4	0	0	40
22 Vic Merchant	f	4-10	3-5	6	4	11	1	2	0	1	33
35 DaveBootchek	c	1-2	0-0	3	5	2	0	0	1	0	10
10 Kenny Elliott	g	5-12	1-2	2	0	11	3	2	1	0	34
11 Bruce Jones	g	6-19	0-1	2	2	12	9	8	0	2	33
12 Dave Tierney	g	6-9	1-2	4	3	13	1	0	0	1	16
20 Donnie Moore	g	1-2	1-1	2	0	3	0	0	0	0	3
33 Chris Williams	g	2-4	0-0	1	1	4	1	0	0	0	7
44 Dale Jenkins	g	2-5	0-0	9	5	4	1	1	0	1	24
TEAM				2							
Totals		34-80	13-19	39	23	81	16	17	2	5	200

TOTAL FG%	1st Half: 16-36 44.4%	2nd Half: 18-44 41.0%	Game: 42.5%
F Throw%	1st Half: 6-12 50.0%	2nd Half: 7-7 100.0%	Game: 68.4%

HOME TEAM: Tennessee 21-11

	FG	FT	REBS	PF	TP	A	TO	Bl	St	Min	
25 Terry Crosby	f	7-12	4-4	6	3	19	4	3	0	4	36
32 Reggie Johnson	f	6-14	8-12	9	4	20	2	3	0	0	27
44 Howard Wood	c	3-5	1-2	5	2	7	0	1	1	0	12
10 Bert Bertelkamp	g	1-1	0-0	1	3	2	3	2	0	0	14
30 Gary Carter	g	7-13	4-4	11	1	18	4	2	0	1	37
14 Terry Glenn	g	1-2	0-0	1	1	2	0	0	0	0	3
20 Mike Stapleton	g	0-0	0-0	2	1	0	0	2	0	0	3
21 James Meriweather	g	1-2	0-0	1	0	2	0	0	0	0	3
23 Kenne Tefetteller	g	0-0	2-2	0	0	0	0	1	0	0	4
24 Johnny Darden	g	3-5	2-2	3	1	8	6	2	0	2	23
31 Chuck Threeths	g	5-9	1-2	8	2	11	0	3	0	0	24
43 Kevin Nash	g	2-4	1-2	3	0	5	0	2	0	0	10
53 Steve Ray	g	0-1	1-2	0	0	1	0	0	0	0	4
TEAM				3							
Totals		36-68	25-33	53	18	97	19	21	1	8	200

TOTAL FG%	1st Half: 16-33 48.4%	2nd Half: 20-35 57.1%	Game: 52.9%
F Throw%	1st Half: 12-15 80.0%	2nd Half: 13-18 72.2%	Game: 75.7%

Officials: Paul Houseman, Rich Ballesteros, Dan Nicksich

Technical fouls: None  
Attendance: 10,982

Score by Periods	1st	2nd	Total
Eastern Kentucky	38	44	81
Tennessee	44	53	97

1979 NCAA Mideast Region — Second Round

#1	<b>Notre Dame</b> (23-5)	<b>73</b>
#8	<b>Tennessee</b> (21-12)	<b>67</b>

March 11, 1979 • Murphy Athletic Center • Murfreesboro, Tenn.

Notre Dame outscored the Vols 14-4 to open the second half to turn a 32-32 halftime tie into a 46-36 lead. Tennessee got no closer than five points the rest of the game and fell 73-67 to the Irish.

"It was one of our poorest games in terms of poise and concentration," Tennessee coach Don DeVoe said. "We hustled and worked the boards hard in the first half, but Notre Dame made us play as if we were scared in the first two minutes of the second half."

Notre Dame opened the second half with a full-court press, forcing four Tennessee turnovers in the first 2:05 of the half.

"We noted that Tennessee made 21 turnovers against Eastern Kentucky, so our staff decided to go right after them with the press," Notre Dame coach Digger Phelps said. "We played it loosely at the start then went to a closer press with a quick-trap. That forced some turnovers and gave us some breathing room."

Both Terry Crosby and Reggie Johnson had poor games shooting the ball for the Vols. They combined to hit 7-of-21 field goal attempts. Johnson also missed five of his 10 free-throw attempts.

"Neither Terry Crosby and Reggie Johnson had a good offensive game," DeVoe said. "When that happens, we have problems."

Johnson finished with 13 points, eight below his season average. Gary Carter led the Vols with 16 points. Chuck Threeths added 10 points and eight rebounds.

"I was taking normal shots, but there was a lid on the basket," Crosby said. "Almost any night we play, Reggie and I have to have good games offensively for us to win. Neither of us scored as we must to win."

**NOTES:** Tennessee had won nine consecutive games before losing to the Irish, including two games in the SEC Tournament on its way to the tournament title ... Notre Dame lost 80-68 to Michigan State in the Regional Finals ... 1979 was the first year tournament seeding was used.

VISITORS: Notre Dame 23-5

	FG	FT	REBS	PF	TP	A	TO	Bl	St	Min	
44 Kelly Tripucka	f	6-7	9-10	3	2	21	0	0	0	1	29
32 Orlando Woolridge	f	4-7	0-1	6	4	8	0	1	0	3	28
34 Bruce Flowers	c	3-4	0-0	4	5	6	0	2	1	1	17
12 Rich Branning	g	3-9	0-0	1	3	6	1	2	0	0	20
42 Bill Hanzlik	g	6-10	4-4	1	4	16	0	1	1	2	28
15 Mike Mitchell	g	0-1	0-0	0	1	0	0	1	0	0	4
24 Stan Wilcox	g	0-0	0-0	0	2	0	1	1	0	0	6
30 Tracy Jackson	g	1-8	2-6	2	0	4	0	1	0	0	23
52 Bill Laimbeer	g	2-3	8-11	12	3	12	0	2	1	0	29
TEAM				4							
Totals		25-49	23-32	33	24	73	2	11	3	7	200

TOTAL FG%	1st Half: 14-27 51.9%	2nd Half: 11-22 50.0%	Game: 51.0%
F Throw%	1st Half: 4-5 80.0%	2nd Half: 19-27 70.4%	Game: 71.9%

HOME TEAM: Tennessee 21-12

	FG	FT	REBS	PF	TP	A	TO	Bl	St	Min	
25 Terry Crosby	f	3-10	2-2	5	2	8	2	0	0	1	39
32 Reggie Johnson	f	4-11	5-10	5	5	13	0	2	0	0	26
44 Howard Wood	c	4-7	0-0	7	3	8	0	3	0	0	15
10 Bert Bertelkamp	g	0-1	0-0	0	2	0	0	0	0	0	7
30 Gary Carter	g	7-16	2-3	7	5	16	4	4	2	38	
23 Kenne Tefetteller	g	0-0	0-0	0	0	0	0	0	0	0	1
24 Johnny Darden	g	4-6	2-4	2	4	10	2	3	0	1	34
31 Chuck Threeths	g	4-8	2-4	8	2	10	2	2	0	0	29
43 Kevin Nash	g	0-1	2-2	0	5	2	0	2	0	1	7
53 Steve Ray	g	0-0	0-0	1	1	0	0	0	0	0	3
TEAM				9							
Totals		26-60	15-25	44	29	67	4	16	0	5	200

TOTAL FG%	1st Half: 14-23 60.9%	2nd Half: 12-34 64.7%	Game: 63.2%
F Throw%	1st Half: 4-7 57.1%	2nd Half: 10-18 55.6%	Game: 56.0%

Officials: N/A  
Technical fouls: N/A  
Attendance: 10,982

Score by Periods	1st	2nd	Total
Notre Dame	32	41	73
Tennessee	32	35	67

OUTLOOK

PLAYERS

STAFF

REVIEW

RESULTS

RECORDS

HONORS

POSTSEASON

VOLMANAC

MEDIA INFO



# ALL-TIME NCAA GAME RECAPS

## 1980 NCAA East Region — First Round

#10	<b>Furman</b> (23-7)	<b>69</b>
#7	<b>Tennessee</b> (18-10)	<b>80</b>

March 6, 1980 • Greensboro Coliseum • Greensboro, N.C.

A change in the starting lineup proved fruitful for the Vols as they posted an 80-69 victory over the Palladians.

The Vols inserted Steve Ray and Chuck Threeths in the starting lineup for Dale Ellis and Kevin Nash, respectively. The change was made so the Vols could use their quickness against Furman's man-to-man defense. The strategy worked.

Tennessee was able to get the fastbreak going early with the lineup change and jumped out to a quick 8-2 lead. Furman rallied, though, with a 13-4 scoring spree to hold a 15-12 advantage with 13:08 remaining in the first half.

But two baskets by Howard Wood, a layup from Nash and two free throws from Reggie Johnson gave the Vols a 20-15 lead with just under 10 minutes left in the half. It was all Tennessee from there on out.

"The way we came out and clicked and got our open shots to drop made all the difference in the world," Nash said. "It gave us the feeling we weren't going to lose."

Adding to Furman's woes was a poor performance from the free-throw line. Furman's starters entered the game shooting better than 70 percent from the line. Furman hit only 17-of-32 free throws for 53 percent.

"We missed a potential 13 points at the line in the first half, and that was the difference in the game," Furman coach Eddie Holbrook said. "Almost everything that went wrong in this game goes back to the free throws. Once we got behind, we got out of what we wanted to do."

Tennessee held a 40-29 lead at the halftime break, and Furman trimmed it down to 49-41. But three straight baskets by Wood capped a 9-2 run that broke the game open. Tennessee led by as many as 21 points in the second half.

Wood was one of three Vols in double figures with 19 points. Reggie Johnson had a game-high 28 points along with 14 rebounds. Jonathan Moore led Furman with 22 points and 17 rebounds.

**NOTES:** Future Vol assistant coach Michael Hunt (1994-97) was on the Furman team ... Furman's berth in the NCAA Tournament came via its Southern Conference championship.

### VISITORS: Furman 23-7

	FG	FT	REBS	PF	TP	A	TO	Bl	St	Min	
55 Ronald White	f	3-7	2-5	0	0	8	0	1	1	0	24
42 Rick McKinney	f	3-6	5-8	6	1	11	0	3	0	0	26
25 Jonathan Moore	c	9-14	4-8	17	3	22	1	3	1	1	30
20 Mel Daniel	g	6-9	3-5	1	4	15	4	4	0	2	30
22 Michael Hunt	g	2-6	0-1	1	3	4	1	5	0	0	30
35 Reggie Small	1-3	0-0	2	1	2	0	0	0	0	0	14
31 Dale Crowe	0-2	2-2	0	3	2	3	1	0	0	0	13
24 Tobe Jackson	1-5	0-0	3	0	2	2	0	0	0	0	7
51 Randy Butler	0-1	0-0	0	3	0	0	2	0	0	0	7
44 William Hanks	1-3	1-3	0	0	3	0	0	0	0	0	9
Team			5								
Totals	26-56	17-32	35	18	69	11	19	3	3	200	

TOTAL FG% 1st Half: 11-25 44.0% 2nd Half: 15-33 48.4% Game: 46.4%  
F Throw% 1st Half: 7-16 43.8% 2nd Half: 10-16 62.5% Game: 53.1%

### HOME TEAM: Tennessee 18-10

	FG	FT	REBS	PF	TP	A	TO	Bl	St	Min	
52 Reggie Johnson	f	13-19	2-2	14	2	28	3	4	3	1	37
53 Steve Ray	f	0-3	0-0	2	5	0	1	0	1	1	28
31 Chuck Threeths	c	1-3	0-0	5	3	2	1	2	0	0	10
30 Gary Carter	g	6-8	1-2	6	4	13	6	4	0	1	34
10 Bert Bertelkamp	g	1-5	1-3	1	5	3	8	1	0	2	19
41 Dale Ellis	1-6	0-0	3	0	2	0	0	0	0	0	14
44 Howard Wood	9-11	1-2	5	3	19	1	2	0	0	0	25
43 Kevin Nash	3-7	0-2	8	4	6	0	0	0	0	0	8
15 Ralph Parton	2-5	3-5	1	3	7	4	3	0	1	1	19
24 Michael Poole	0-2	0-0	1	0	0	2	0	0	0	0	5
34 Anthony Love	0-0	0-0	0	0	0	0	0	0	0	0	1
Team			1								
Totals	36-69	8-16	47	29	80	26	16	4	6	200	

TOTAL FG% 1st Half: 19-43 44.2% 2nd Half: 17-26 65.4% Game: 50.7%  
F Throw% 1st Half: 2-4 50.0% 2nd Half: 6-12 50.0% Game: 50.0%

Officials: Turner, Watson, Ballesteros  
Technical fouls: Tennessee: Don DeVoe  
Attendance: 6,865

Score by Periods	1st	2nd	Total
Furman	29	40	69
Tennessee	40	40	80

## 1980 NCAA East Region — Second Round

#7	<b>Tennessee</b> (18-11)	<b>75</b>
#2	<b>Maryland</b> (24-6)	<b>86</b>

March 8, 1980 • Greensboro Coliseum • Greensboro, N.C.

Foul trouble for Reggie Johnson spelled doom for Tennessee, as Maryland posted an 86-75 victory over Tennessee.

"When you have a team that relies on one man to score and he gets in foul trouble, your team is in serious trouble," Tennessee coach Don DeVoe said. "When Reggie doesn't play, you don't win."

Tennessee was rolling in the first half, and Johnson was nearly unstoppable. He scored 17 points in the game's first 14 minutes to help Tennessee to a 29-18 lead. Johnson picked up his second foul of the game with just under three minutes left in the first half, but Tennessee still held a 40-32 advantage at the break.

Johnson scored two buckets in the opening minutes of the second half, and the Vols led 46-39 with 16:23 left in the game. Then, in a matter of 10 seconds, Johnson got whistled for his third and fourth fouls and went to the bench with 15:06 left in the game. He didn't score again.

"I guarantee we got the short end of the officiating in the second half," DeVoe said. "You don't win in the tournament play when you get the short end. The two fouls on Johnson were the turning point."

Greg Manning pulled the Terrapins even at 50 with a rebound basket at the 13:26 mark in the second half. Maryland eventually pulled out to a 70-62 lead, but the Vols rallied back and pulled within 78-75 on a short jumper from Howard Wood with 45 seconds remaining. Manning then had back-to-back three-point plays for Maryland to squelch any Vol hopes for a victory.

Gary Carter also had 21 points for the Vols along with eight rebounds. Bert Bertelkamp dished out a career-high 16 assists against only two turnovers in 39 minutes of action.

Manning led Maryland with 28 points to pace four Terrapins in double figures. Albert King added 20, Buck Williams 19 and Ernest Graham 14. Maryland also shot a hot 63.2 percent from the field compared to 47 percent for Tennessee.

**NOTES:** Maryland's Albert King is the brother of former Vol All-America Bernard King ... Maryland lost in the Regional Semifinals 74-68 to Georgetown.

### VISITORS: Tennessee 18-11

	FG	FT	REBS	PF	TP	A	TO	Bl	St	Min	
32 Reggie Johnson	f	10-17	1-1	4	5	21	0	1	0	0	25
53 Steve Ray	f	0-3	0-0	2	3	0	1	0	0	0	17
31 Chuck Threeths	c	0-2	0-0	5	3	0	0	2	0	0	19
10 Bert Bertelkamp	g	3-8	2-2	2	5	8	16	2	0	0	39
30 Gary Carter	g	7-12	1-7	8	1	21	3	1	0	1	40
41 Dale Ellis	3-6	1-2	2	5	7	0	0	0	1	22	
43 Kevin Nash	2-4	2-2	3	2	6	0	0	0	0	11	
15 Ralph Parton	0-0	0-0	0	0	0	0	0	0	0	0	1
24 Michael Poole	0-1	0-0	0	1	0	0	0	0	0	0	1
44 Howard Wood	6-13	0-0	4	0	12	0	2	1	2	25	
TEAM			0								
Totals	31-66	13-14	30	25	75	20	9	1	4	200	

TOTAL FG% 1st Half: 16-32 50.0% 2nd Half: 15-34 44.1% Game: 47.0%  
F Throw% 1st Half: 8-9 88.9% 2nd Half: 5-5 100.0% Game: 92.9%

### HOME TEAM: Maryland 24-6

	FG	FT	REBS	PF	TP	A	TO	Bl	St	Min	
55 Albert King	f	10-16	0-0	6	2	20	3	6	0	1	40
25 Ernest Graham	f	5-8	4-7	9	3	14	5	3	0	0	39
52 Buck Williams	c	8-13	3-6	9	5	19	0	1	2	0	38
10 Greg Manning	g	11-15	6-7	3	0	28	3	1	0	1	39
15 Reggie Jackson	g	2-4	1-5	4	2	5	10	2	0	2	35
21 Dutch Morley	0-1	0-0	0	0	0	0	0	0	0	0	7
54 Taylor Baldwin	0-0	0-0	1	1	0	0	0	0	1	0	2
TEAM			4								
Totals	36-57	14-25	36	13	86	21	13	3	4	200	

TOTAL FG% 1st Half: 14-23 60.9% 2nd Half: 22-34 64.7% Game: 63.2%  
F Throw% 1st Half: 4-7 57.1% 2nd Half: 10-18 55.6% Game: 56.0%

Officials: Pavia, Tate, Dabler  
Technical fouls: Maryland: Lefty Driesell; Tennessee: Don DeVoe  
Attendance: 13,210

Score by Periods	1st	2nd	Total
Tennessee	40	35	75
Maryland	32	54	86

1981 NCAA East Region — Second Round

#5	<b>VCU</b> (24-5)	<b>56</b>
#4	<b>Tennessee</b> (21-7)	<b>OT 58</b>
<i>March 15, 1981 • Charlotte Coliseum • Charlotte, N.C.</i>		

Dale Ellis drilled a 15-foot jumper at the buzzer to lift Tennessee to a 58-56 overtime victory over Virginia Commonwealth.

"I just stood there after I shot that ball," Ellis said. "That was the greatest feeling to make that shot."

Ellis' shot was the only shot taken in the five-minute extra period. Virginia Commonwealth got the opening tip in overtime and stalled away the first half of the period. The Rams lost their chance at attempting a shot when Steve Ray forced Danny Kottak out-of-bounds.

Tennessee then held the ball the second half of overtime and called a timeout with 19 seconds remaining. Michael Brooks passed the ball over to Ellis with five seconds left, and the sophomore from Marietta, Ga., hit the game-winner. Ellis was not the Vols' first option to take the shot, though.

"The ball was supposed to come to me, and I was supposed to pass it to Howard (Wood) in the corner," Ellis said. "It was Howard that kept us in the game, and it's usually (him) who takes the final shot."

The play was the same play the Vols ran at the end of regulation in attempt to make the game-winner. But Ellis threw an ill-advised pass to Steve Ray, and the Vols lost their opportunity to win at the end of regulation.

Tennessee coach Don DeVoe told Ellis to go with the shot if the opportunity arose again. It did, and Ellis made good.

"I don't think there's been a bigger shot in Tennessee basketball in a long time than the one Dale Ellis made," DeVoe said. "We were able to make the play at the end because they gave us the opportunity by making a turnover."

Overtime initially looked unlikely, as Tennessee built a 14-point first-half lead and led 38-25 at the start of the second half on a dunk by Ellis. The Rams erased the last two points of the deficit with a bucket from Kottak with 2:24 left in regulation to put the score at 56-56, which eventually forced the overtime.

Ellis finished with 22 points, and Wood scored 18. Greg McRay led the Rams with 23 points on 10-of-14 shooting.

**NOTES:** Tennessee received a first-round bye ... Tennessee's victory ended Virginia Commonwealth's 16-game winning streak, which was the longest in the nation.

**VISITORS: Virginia Commonwealth 24-5**

	FG	FT	REBS	PF	TP	A	TO	Bl	St	Min	
21 Danny Kottak	f	5-7	0-0	2	3	10	2	4	0	1	43
54 Greg McCray	f	10-14	3-5	8	4	23	1	2	1	1	44
30 Kenny Stanciel	c	0-3	1-3	5	2	1	0	2	2	1	43
10 Monty Knight	g	5-11	2-2	3	1	12	4	2	1	0	41
25 Edmund Sherod	g	4-8	2-2	5	1	10	3	2	0	0	45
44 Greg Shropshire	0-0	0-0	0	0	0	0	0	0	0	0	5
41 Don Jones	0-0	0-0	0	1	0	0	0	0	0	0	3
11 Stanley Davis	0-0	0-0	0	0	0	0	0	0	0	0	1
TEAM			2								
Totals		24-43	8-12	25	12	56	10	12	4	3	225

TOTAL FG% 1st Half: 10-20 50% 2nd Half: 14-23 60.9% Game: 55.8%  
 F Throw% 1st Half: 5-8 62.5% 2nd Half: 3-4 75.0% Game: 66.7%

**HOME TEAM: Tennessee 21-7**

	FG	FT	REBS	PF	TP	A	TO	Bl	St	Min	
14 Dale Ellis	f	10-13	2-2	5	3	22	0	1	1	0	45
53 Steve Ray	f	0-4	0-0	3	3	0	1	0	0	0	29
44 Howard Wood	c	7-13	4-5	4	3	18	4	2	0	0	41
12 Ed Littleton	g	3-4	0-0	0	1	6	4	1	0	1	24
30 Gary Carter	g	5-11	0-0	5	1	10	5	2	0	3	45
21 Michael Brooks	0-2	0-0	1	1	0	3	2	0	0	0	37
40 Willie Burton	1-1	0-0	0	0	2	0	0	0	0	0	4
TEAM			1								
Totals		26-48	6-7	19	12	58	17	8	1	4	225

TOTAL FG% 1st Half: 16-26 61.5% 2nd Half: 8-22 36.4% Game: 54.2%  
 F Throw% 1st Half: 4-4 100% 2nd Half: 2-3 66.7% Game: 85.7%

Officials: Burrell Crowell, Tom Frait, Robert Herrold  
 Technical fouls: Tennessee: Ellis  
 Attendance: 11,443

Score by Periods	1st	2nd	OT	Total
Virginia Commonwealth	25	31	0	56
Tennessee	36	20	2	58

1981 NCAA East Region — Regional Semifinal

#4	<b>Tennessee</b> (21-8)	<b>48</b>
#1	<b>Virginia</b> (27-3)	<b>62</b>
<i>March 19, 1981 • Charlotte Coliseum • Charlotte, N.C.</i>		

Virginia outscored Tennessee 27-4 over a 12-minute span in the second half en route to a 62-48 regional semifinal victory.

Tennessee stayed close in the first half but could never take the lead against the Ralph Sampson-led Cavaliers. The Cavaliers shot 61.5 percent from the field during the first 20 minutes, but could only manage a 27-26 lead at the break.

The Vols got things rolling early in the second half. Virginia made the first bucket of the half with a putback by Jeff Lamp. The Vols then outscored Virginia 10-2 over the next six minutes to take a 36-31 lead.

Lamp then scored six of the game's next eight points, with the other two coming from a jumper by Virginia's Othell Wilson. The Cavaliers led 39-36 with 1:14 left in the game and never looked back.

"We knew Lamp was their money player, but we didn't realize it on the floor today," Tennessee guard Michael Brooks said. "They had a great player who took control, made the great plays and got back and played defense. If he hadn't taken control at that point, they wouldn't have won."

Lamp scored a game-high 18 points. Jeff Jones and Lee Raker added 10 apiece for Virginia. Tennessee did slow down the All-America Sampson by holding him to a season-low nine points and five rebounds. He had only one point and one rebound in the second half.

The sagging defense to stop Sampson may have proved costly for the Vols. Sampson hit on only 4-of-13 shots, but the rest of the Cavaliers combined to hit 20-of-30 for 66.6 percent.

"You may take Ralph out of the offense, but you leave yourself vulnerable somewhere else," Virginia forward Terry Gates said. "Raker and Lamp have thrived off that."

**NOTES:** Virginia advanced to the Final Four before losing to North Carolina 78-65.

**VISITORS: Tennessee 21-8**

	FG	FT	REBS	PF	TP	A	TO	Bl	St	Min	
14 Dale Ellis	f	6-12	1-2	9	4	13	1	5	0	0	39
53 Steve Ray	f	2-4	0-0	0	1	4	1	1	0	0	33
44 Howard Wood	c	4-9	0-0	4	1	8	2	3	0	3	39
12 Ed Littleton	g	2-3	0-0	0	3	4	2	1	0	0	13
30 Gary Carter	g	4-9	1-2	4	4	9	2	0	0	0	39
21 Michael Brooks	3-8	0-0	1	2	6	6	3	0	0	2	27
10 Tyrone Beaman	2-2	0-0	0	3	4	2	0	0	0	0	7
33 Dan Federmann	0-0	0-0	0	0	0	0	0	0	0	0	1
34 Anthony Love	0-0	0-0	0	0	0	1	0	0	0	0	1
40 Willie Burton	0-1	0-0	0	0	0	0	0	0	1	0	1
TEAM			1								
Totals		23-48	2-4	19	18	48	17	13	1	5	200

TOTAL FG% 1st Half: 12-21 57.1% 2nd Half: 11-27 40.7% Game: 47.9%  
 F Throw% 1st Half: 2-4 50.0% 2nd Half: 0-0 0% Game: 50.0%

**HOME TEAM: Virginia 27-3**

	FG	FT	REBS	PF	TP	A	TO	Bl	St	Min	
03 Jeff Lamp	f	8-11	2-2	5	0	18	2	1	0	0	36
44 Terry Gates	f	2-2	0-0	4	1	4	1	0	0	1	32
50 Ralph Sampson	c	4-13	1-2	5	1	9	1	3	4	1	34
11 Othell Wilson	g	2-3	5-6	2	1	9	2	1	0	1	34
24 Jeff Jones	g	3-6	4-5	3	2	10	5	2	0	4	33
25 Lee Raker	4-5	2-3	3	1	10	0	0	0	1	17	
55 Lewis Lattimore	0-0	0-0	1	2	0	0	0	1	0	0	4
10 Craig Robinson	0-0	0-0	1	0	0	0	1	0	0	0	4
15 Ricky Stokes	1-3	0-0	0	2	2	0	1	0	0	0	4
23 Jeff Klein	0-0	0-0	0	0	0	0	0	1	0	0	1
05 Louis Collins	0-0	0-0	1	0	0	0	0	0	0	0	1
TEAM			2								
Totals		24-43	14-17	27	10	62	11	11	4	9	200

TOTAL FG% 1st Half: 13-23 56.5% 2nd Half: 11-20 55% Game: 55.8%  
 F Throw% 1st Half: 1-2 50% 2nd Half: 13-15 86.7% Game: 82.4%

Officials: Edgar Cartotto, James Burroughs, Richard Weiler  
 Technical fouls: none  
 Attendance: 17,000

Score by Periods	1st	2nd	Total
Tennessee	26	22	48
Virginia	27	35	62

OUTLOOK

PLAYERS

STAFF

REVIEW

RESULTS

RECORDS

HONORS

POSTSEASON

VOLMANAC

MEDIA INFO



1982 NCAA East Region — First Round

#9	<b>Tennessee</b> (20-9)	<b>61</b>
#8	<b>Southwestern Louisiana</b> (24-8)	<b>57</b>

March 12, 1982 • Market Square Arena • Indianapolis, Ind.

Michael Brooks hit six free throws for Tennessee in the game's final minute to secure a 61-57 victory over Southwestern Louisiana.

"We did some things right that assured the win," Tennessee coach Don DeVoe said. "The key was having the lead going into the final five minutes. We had our best foul shooters in the game, and we kept the ball in the best man's hands."

The Vols trailed 35-33 with 16:58 to play. Back-to-back buckets by Tyrone Beaman gave the Vols a 37-35 advantage, but a lay-up from Dion Brown for the Ragin' Cajuns tied the game at 37.

The Vols then outscored Southwestern Louisiana 14-6 over the game's next nine minutes to hold a 51-43 lead with 6:39 left to play. Two free throws from Dan Gay and a lay-up each from Alford Turner and Johnny Collins off of Vol turnovers cut the margin to 51-49.

Two free throws and a jumper from Dale Ellis opened the margin back up to 55-49 with just under four minutes to go.

"We got the ball to Dale Ellis in the second half," DeVoe said. "Those two turnovers were the turning point that allowed Southwestern Louisiana to come back. They got themselves back in the game because of their ability to persevere."

Ellis finished with a game-high 23 points, and Brooks finished with 16. Turner had 14 points to lead Southwestern Louisiana.

"We expected Ellis to be outstanding, and he certainly was," Southwestern Louisiana coach Bobby Paschal said. "We knew if they had the lead as the clock ran down, it would be difficult. They are an excellent free-throw shooting team. Near the end, we knew it was a calculated risk to foul, but there was no other way."

**NOTES:** Dale Ellis was named the SEC's Player of the Year, and Don DeVoe was named the league's Coach of the Year following the 1982 season.

VISITORS: Tennessee 20-9

	FG	FT	REBS	PF	TP	A	TO	Bl	St	Min	
14 Dale Ellis	f	9-15	5-6	6	3	23	2	4	0	2	40
53 Steve Ray	f	2-5	0-0	4	2	4	2	0	1	2	34
40 Willie Burton	c	1-3	0-0	4	2	2	1	1	0	0	25
10 Tyrone Beaman	g	4-6	0-2	2	3	8	6	2	0	2	30
21 Michael Brooks	g	5-10	6-6	1	4	16	1	5	1	0	33
22 Jerald Hyatt		0-1	2-2	1	0	2	2	1	0	1	17
31 Kevin Woods		1-1	0-0	0	0	2	0	0	0	0	6
33 Dan Federmann		2-2	0-0	3	3	4	0	1	0	0	15
TEAM			6								
Totals		24-43	13-16	27	17	61	14	14	2	7	200

TOTAL FG%	1st Half: 13-22 59.1%	2nd Half: 11-21 52.4%	Game: 55.8%
F Throw%	1st Half: 3-4 75.0%	2nd Half: 10-12 83.3%	Game: 81.3%

HOME TEAM: Southwestern Louisiana 24-8

	FG	FT	REBS	PF	TP	A	TO	Bl	St	Min	
21 Dion Brown	f	6-10	1-2	7	3	13	0	1	0	1	38
40 Graylin Warner	f	3-8	0-0	3	4	6	0	3	1	0	35
44 Dan Gay	c	2-7	4-4	4	1	8	1	2	0	1	40
11 Alford Turner	g	4-9	6-9	1	4	14	0	0	1	1	37
15 Johnny Collins	g	5-7	0-0	1	5	10	0	4	0	3	39
33 Alonza Allen		2-4	0-0	0	0	4	0	2	0	0	11
TEAM		1-1		6							
Totals		23-46	11-15	22	17	57	1	12	2	6	200

TOTAL FG%	1st Half: 14-24 58.3%	2nd Half: 9-22 41.0%	Game: 50.0%
F Throw%	1st Half: 1-3 33.3%	2nd Half: 10-12 83.3%	Game: 73.3%

Officials: Paul Houseman, Denny Bishop, Mickey Crowley  
 Technical fouls: none  
 Attendance: 12,206

Score by Periods	1st	2nd	Total
Tennessee	29	32	61
Southwestern Louisiana	29	28	57

1982 NCAA East Region — Second Round

#9	<b>Tennessee</b> (20-10)	<b>51</b>
#1	<b>Virginia</b> (30-3)	<b>54</b>

March 14, 1982 • Market Square Arena • Indianapolis, Ind.

Tennessee missed 4-of-5 free throws in the final 3:12, and Virginia's Ricky Stokes hit two with 15 seconds remaining to lift Virginia to a 54-51 victory in a rematch of a 1981 NCAA Tournament game.

Tennessee had made 10 consecutive free throws during the second half, but those shots didn't fall during crunch time. Tyrone Beaman missed the front end of a one-and-one and then missed the back end of a one-and-one. Michael Brooks, who hit six straight in the final minute of the first-round Vol victory two days prior, then missed the front end of a one-and-one. Dan Federmann followed that with a miss.

"When it got down to it, we choked at the foul line," Tennessee coach Don DeVoe said. "We just did not do what it takes internally to win. Stokes just did what we could not do."

The one free throw the Vols did make in the game's closing minutes gave them a 51-47 lead, but Ralph Sampson hit back-to-back buckets to pull the Cavaliers even at 51. Tennessee had a chance to regain the lead, but Federmann missed the front end of his one-and-one. Stokes then made his two to give Virginia a 53-51 lead.

"We had the game under control," Tennessee forward Dale Ellis said. "All we had to do was hit the free throws. That has been a problem."

Tennessee had a chance to tie the game at 53, but the play never developed, and a long jumper by Brooks was off the mark. Jones then hit a free throw for the final margin of victory.

"We had the right person taking the shot," DeVoe said. "Michael was a little anxious. I didn't think the shot was that poor, but we never got into our play."

The Vols got off to a fast start and opened up a 10-point lead at 24-14 in the first half behind 14 points from Brooks. Jones finished the first half by scoring five points in the final 21 seconds to pull Virginia to within 32-25 at the break.

Virginia continued to rally in the second half, as Jones and Sampson sparked a 15-2 rally to give the Cavaliers a 43-40 lead with 10:41 to go.

Brooks then scored eight straight points for Tennessee to give the Vols a 48-45 lead with 6:11 left in the game.

**NOTES:** Virginia was upset by UAB 68-66 in the regional semifinals.

VISITORS: Tennessee 20-10

	FG	FT	REBS	PF	TP	A	TO	Bl	St	Min	
14 Dale Ellis	f	5-10	6-8	9	5	16	0	1	0	0	37
53 Steve Ray	f	2-3	0-0	3	4	4	3	2	0	0	36
40 Willie Burton	c	0-0	0-0	3	5	0	1	0	0	1	17
10 Tyrone Beaman	g	0-5	1-3	0	4	1	8	2	0	2	37
21 Michael Brooks	g	11-17	2-3	2	1	24	1	0	0	1	40
22 Jerald Hyatt		0-0	2-2	0	0	2	1	0	0	0	9
31 Kevin Woods		0-1	0-0	0	0	0	0	0	0	0	4
33 Dan Federmann		2-3	0-1	3	4	4	0	1	0	0	20
TEAM			4								
Totals		20-39	11-17	24	23	51	14	6	0	4	200

TOTAL FG%	1st Half: 14-25 56.0%	2nd Half: 6-14 42.9%	Game: 51.3%
F Throw%	1st Half: 4-6 66.7%	2nd Half: 7-11 63.6%	Game: 64.7%

HOME TEAM: Virginia 30-3

	FG	FT	REBS	PF	TP	A	TO	Bl	St	Min	
04 Jim Miller	f	1-2	0-3	2	3	2	0	0	0	0	17
10 Craig Robinson	f	2-7	0-0	6	3	4	1	2	0	0	29
50 Ralph Sampson	c	9-14	1-6	9	2	19	2	0	2	0	36
24 Jeff Jones	g	4-6	2-5	7	2	10	3	1	1	1	38
45 Tim Mullen	g	4-6	1-2	0	2	9	0	2	0	0	24
11 Othell Wilson		2-3	1-2	1	1	5	1	1	0	0	22
15 Ricky Stokes		0-1	2-2	1	2	2	0	0	0	0	18
30 Kenton Edelin		1-2	1-1	2	4	3	0	0	0	1	16
TEAM			4								
Totals		23-41	8-21	32	19	54	7	7	3	2	200

TOTAL FG%	1st Half: 11-23 47.9%	2nd Half: 12-18 66.7%	Game: 56.1%
F Throw%	1st Half: 3-10 30.0%	2nd Half: 5-11 45.5%	Game: 38.1%

Officials: Jack Savidge, Charles Range, Arthur Mellace  
 Technical fouls: None  
 Attendance: Not available

Score by Periods	1st	2nd	Total
Tennessee	32	19	51
Virginia	25	29	54



1983 NCAA Midwest Region — First Round

#9	<b>Marquette</b> (19-11)	<b>56</b>
#8	<b>Tennessee</b> (20-11)	<b>57</b>

March 18, 1982 • Roberts Municipal Stadium • Evansville, Ind.

Michael Brooks hit two free throws with five seconds left in the game to secure a 57-56 NCAA Tournament victory over Marquette.

Brooks only had 11 points in the game, but four came via the charity stripe in the game's final 61 seconds. Brooks' two free throws with 1:01 remaining gave the Vols a 55-53 lead. Dale Ellis and Jerald Hyatt had just missed opportunities at the foul line before Brooks gave the Vols their two-point lead.

Kevin Woods then came up with a steal on Marquette's ensuing possession and was fouled. He came up empty on the front end of a one-and-one. Doc Rivers countered by making one of his two free attempts on the next possession to cut the UT lead to 55-54 with 20 seconds left.

Brooks then brought the ball up court and was tied up in front of the Tennessee bench. It looked as though Brooks was going to be called for a five-second violation, but instead was fouled by Rivers. Brooks then sank the two free throws. Marquette's Kerry Trotter hit a lay-up at the buzzer to provide the final score.

"I wanted the ball," Brooks said. "I knew they would have to foul me because time was running out. I felt I could ice the game."

Brooks' free throws were his most obvious contribution to the Vol victory, but he also turned in a stellar performance on the defensive end. He held Rivers to 10 points and ran the Volunteer offense for 40 minutes. Rivers only hit 4-of-13 shots as Brooks guarded him most of the game.

"Michael sank those two free throws, but defense won this game," Tennessee guard Tyrone Beaman said. "He played probably his best defensive game. He came through for us in the clutch."

Tennessee trailed 43-38 with 11:38 remaining in the game, but a three-point play by Willie Burton, a bucket from Dale Ellis and two more free throws by Burton gave the Vols a 45-43 lead with 9:15 left. Tennessee then hit 10-of-15 free-throw attempts the rest of way including the two from Brooks. The only field goal the Vols scored in the last 10 minutes was a long jumper from Brooks.

**NOTES:** The victory over Marquette was the 100th for Don DeVoe at Tennessee ... Tennessee was only one of six teams to appear in the past five NCAA Tournaments, with the other teams being Arkansas, Georgetown, Iowa, Louisville and North Carolina.

VISITORS: Marquette 19-11

	FG	FT	O-D-T	PF	TP	A	TO	Bl	St	Min
22 Dwayne Johnson	f 3-5	3-4	1-3-4	4	9	3	2	0	1	38
52 Marc Marotta	f 7-12	1-1	5-5-10	5	15	1	2	1	2	39
33 Terrell Schlundt	c 6-11	0-1	1-5-6	4	12	0	2	0	0	40
20 Mandy Johnson	g 3-5	2-2	0-0-0	4	8	2	0	0	3	38
31 Glenn Rivers	g 4-13	2-7	4-1-5	5	10	3	4	0	1	39
21 Terry Reason	0-0	0-0	0-0-0	0	0	0	0	0	0	3
32 Kerry Trotter	1-1	0-0	0-0-0	0	1	0	0	0	0	2
TEAM			5							
Totals	24-47	8-15	11-14-30	22	56	9	10	1	7	200

TOTAL FG%	1st Half: 13-27 48.7%	2nd Half: 11-20 55.0%	Game: 51.1%
F Throw%	1st Half: 2-3 66.7%	2nd Half: 6-12 50.0%	Game: 53.3%

HOME TEAM: Tennessee 20-11

	FG	FT	O-D-T	PF	TP	A	TO	Bl	St	Min
14 Dale Ellis	f 7-9	6-10	0-4-4	3	20	0	2	0	1	40
40 Willie Burton	f 3-7	4-5	3-2-5	5	10	2	4	0	1	32
33 Dan Federmann	c 3-5	0-1	2-0-2	2	6	0	0	0	0	16
10 Tyrone Beaman	g 3-5	0-0	0-0-0	5	6	5	1	0	0	32
21 Michael Brooks	g 3-6	5-5	1-3-4	1	11	0	2	0	0	40
22 Jerald Hyatt	0-1	0-1	0-0-0	0	0	1	0	0	0	11
30 Tyrone Harper	2-3	0-0	1-0-1	0	4	1	0	0	0	17
31 Kevin Woods	0-1	0-2	0-2-2	1	0	0	0	1	0	11
34 Rob Jones	0-0	0-0	0-0-0	0	0	0	0	0	0	1
TEAM			6							
Total	21-37	15-27	7-11-25	17	57	9	9	1	3	200

TOTAL FG%	1st Half: 14-23 60.9%	2nd Half: 7-14 50.0%	Game: 56.8%
F Throw%	1st Half: 0-2 0.0%	2nd Half: 15-26 57.7%	Game: 55.6%

Officials: John Dabrow, Bob Garibaldi, Peter Pevia  
 Technical fouls: None  
 Attendance: Not available

Score by Periods	1st	2nd	Total
Marquette	28	28	56
Tennessee	28	29	57

1983 NCAA Midwest Region — Second Round

#8	<b>Tennessee</b> (20-12)	<b>57</b>
#1	<b>Louisville</b> (30-3)	<b>70</b>

March 20, 1982 • Roberts Municipal Stadium • Evansville, Ind.

Louisville used an 11-2 run midway through the second half to halt a Tennessee rally and post a 70-57 victory over the Vols.

The Cardinals used their pressure defense in the first half to force 10 Tennessee turnovers, which enabled Louisville to open up a 34-27 halftime lead. A 15-foot jumper from Lancaster Gordon and a layup from Charles Jones pushed the lead to 42-30 with 15:26 left in the game.

The Vols then mounted a rally. Two buckets apiece from Dale Ellis and Willie Burton keyed a 13-3 scoring run for the Vols as they pulled to within 45-43 with 10:26 on the clock.

Louisville then called timeout to regroup. The Cardinals responded with an 11-2 rally to open the lead back out to 56-45 with just under six minutes left in the game. Tennessee could get no closer than eight points the rest of the way.

"We had worked so hard to get that close," Tennessee point guard Tyrone Beaman said. "They get a couple of quick, easy baskets and it took a little bit out of everybody."

Ellis was held to 13 points, nine below his season average, on 6-of-13 shooting. Louisville's man-to-man defense made him work hard to get the ball, and the Cardinals' fast-break offense continually put pressure on the Vols to get back on defense.

"This is as tired as I've ever been on the court all year," Ellis said. "This is one of the worst shooting games ever. I missed a lot of easy shots."

Michael Brooks led the Vols with 18 points, and Beaman added 10. Louisville was led by Milt Wagner's 15 points and Scooter McRay's 10.

**NOTES:** The Midwest Regional Semifinals were held at Stokely Athletic Center ... Louisville advanced to the Final Four before losing 94-81 to Houston ... Ellis finished his career as the third all-time leading scorer at Tennessee behind Ernie Grunfeld and Reggie Johnson.

VISITORS: Tennessee 20-12

	FG	FT	O-D-T	PF	TP	A	TO	Bl	St	Min
14 Dale Ellis	f 6-13	1-3	1-4-5	4	13	0	5	0	2	35
40 Willie Burton	f 4-10	1-2	4-3-7	0	9	2	1	2	2	36
33 Dan Federmann	c 1-1	1-2	0-3-3	4	3	1	1	0	2	14
10 Tyrone Beaman	g 4-7	2-2	1-0-1	5	10	3	6	0	2	33
21 Michael Brooks	g 8-17	2-2	0-1-1	2	18	5	4	0	2	40
22 Jerald Hyatt	0-1	0-0	0-0-0	1	0	1	0	0	0	16
23 Myron Carter	0-0	0-0	0-0-0	0	0	0	0	0	0	1
30 Tyrone Harper	1-4	0-0	2-0-2	1	2	0	0	0	0	8
31 Kevin Woods	1-3	0-0	1-2-3	0	2	0	0	0	0	10
34 Rob Jones	0-0	0-0	0-0-0	0	0	0	0	0	0	3
TEAM			3							
Totals	25-56	7-11	25	17	57	12	17	2	12	200

TOTAL FG%	1st Half: 12-28 42.3%	2nd Half: 13-28 46.4%	Game: 44.7%
F Throw%	1st Half: 3-4 75.0%	2nd Half: 4-7 57.1%	Game: 63.6%

HOME TEAM: Louisville 30-3

	FG	FT	O-D-T	PF	TP	A	TO	Bl	St	Min
21 Scooter McRay	f 5-7	0-0	1-4-5	4	10	3	3	2	2	32
22 Rodney McRay	f 0-1	1-2	1-5-6	0	1	2	1	0	2	33
33 Charles Jones	c 7-8	4-7	5-6-11	0	18	3	5	2	2	35
4 Lancaster Gordon	g 7-15	4-4	1-0-1	1	18	2	6	0	2	36
20 Milt Wagner	g 6-10	3-4	1-0-1	2	15	2	3	1	2	31
00 Robbie Valentine	0-0	0-0	0-0-0	0	0	0	0	0	0	1
23 Chris West	0-0	0-0	0-0-0	0	0	0	0	0	0	1
42 Jeff Hall	0-2	2-2	0-0-0	0	2	0	0	0	0	12
45 Danny Mitchell	0-0	0-0	0-0-0	0	0	0	0	0	0	1
55 Billy Thompson	2-4	2-4	0-3-3	1	6	1	0	1	1	18
TEAM			4							
Totals	27-47	16-23	9-18-31	8	70	13	18	6	11	200

TOTAL FG%	1st Half: 14-28 50.0%	2nd Half: 13-19 68.4%	Game: 57.4%
F Throw%	1st Half: 6-8 75.0%	2nd Half: 10-15 66.7%	Game: 69.6%

Officials: John Dabrow, Bob Garibaldi, Phil Robinson  
 Technical fouls: None  
 Attendance: 11,900

Score by Periods	1st	2nd	Total
Tennessee	27	30	57
Louisville	34	36	70

OUTLOOK

PLAYERS

STAFF

REVIEW

RESULTS

RECORDS

HONORS

POSTSEASON

VOLMANAC

MEDIA INFO



# ALL-TIME NCAA GAME RECAPS

## 1989 NCAA East Region — First Round

#10	<b>Tennessee</b> (19-11)	<b>68</b>
#7	<b>West Virginia</b> (26-4)	<b>84</b>

March 16, 1989 • Greensboro Coliseum • Greensboro, N.C.

Tennessee fell behind by 10 points less than five minutes into the game and never recovered as West Virginia cruised to an 84-68 victory.

It was the Vols' first NCAA Tournament appearance in six years, but the Mountaineers made UT's visit a short one. West Virginia scored on its first nine possessions, and its defense frustrated the Vols throughout the game.

"West Virginia got the upper hand about as quickly as you can in an NCAA Tournament game," Tennessee coach Don DeVoe said. "It was obviously a game where we didn't do many things right. West Virginia did a lot of things right, and the scoreboard took that out."

Tennessee shot 29 percent from the floor in the first half and fell behind as many as 15 points. The Vols battled back to go into the break trailing 35-23, but the opening minutes of the second half once again put the Vols in a deep hole.

The Mountaineers scored the first six points of the second half, which keyed a 12-4 run that opened the lead to 47-27 with 16:51 left in the game. Tennessee got back to within 57-45 on a 3-pointer from Doug Roth, but West Virginia answered with two buckets. Tennessee never got closer than 12 points the rest of the game.

West Virginia shot a blistering 77 percent from the field in the second half on 17-of-22 shooting and finished the game at 62 percent. Tennessee finished the game shooting 38 percent from the field.

"It looked like to me the guys were playing a little tight at both ends of the floor," DeVoe said. "I know it's the NCAA (Tournament), but that's when you should bring your game up to another level."

Dyron Nix led the Vols with 22 points, and West Virginia native Greg Bell added 14. Starting guard Clarence Swarengen, who was averaging 12 points a game, played only 14 minutes and did not score.

**NOTES:** Tennessee had won five consecutive first round NCAA Tournament games before losing to West Virginia ... West Virginia lost to Duke 70-63 in the second round.

### VISITORS: Tennessee 19-11

	FG	3PT	FT	O-D-T	PF	TP	A	TO	Bl	St	Min
31 Dyron Nix	f 10-20	0-4	2-4	5-3-8	3	22	1	1	0	0	37
33 Mark Griffin	f 1-5	1-4	0-0	2-1-3	4	5	1	2	0	1	26
50 Doug Roth	c 5-13	3-6	0-4	4-6-10	4	13	1	4	1	0	38
11 C. Swarengen	g 0-4	0-1	0-0	1-2-3	0	0	0	2	0	0	14
25 Travis Henry	g 1-2	1-1	0-0	0-0-0	1	3	0	1	0	0	14
10 Jay Price	0-0	0-0	0-0	0-0-0	1	0	0	0	0	0	1
15 Ron Taylor	2-9	2-9	1-2	0-0-0	2	7	4	0	0	0	17
23 Greg Bell	5-10	3-6	1-2	0-1-1	4	14	5	1	0	1	34
34 Ronnie Reese	0-1	0-0	0-0	0-0-0	0	0	0	0	0	0	2
51 Ian Lockhart	2-5	0-0	2-2	2-0-2	5	6	0	1	0	0	17
TEAM											
Totals	26-69	10-31	6-14	15-13-30	26	68	13	12	1	4	200

TOTAL FG%	1st Half: 9-31 29.0%	2nd Half: 17-38 44.7%	Game: 37.7%
3-Pt. FG%	1st Half: 1-7 14.3%	2nd Half: 9-24 37.5%	Game: 32.3%
F Throw%	1st Half: 4-8 50.0%	2nd Half: 2-6 33.3%	Game: 42.9%

### HOME TEAM: West Virginia 26-4

	FG	3PT	FT	O-D-T	PF	TP	A	TO	Bl	St	Min
24 Darryl Prue	f 5-8	0-0	2-2	3-3-6	4	12	2	1	0	0	29
23 Chris Brooks	f 2-7	0-0	0-1	0-1-1	4	4	0	0	0	0	20
42 Ray Foster	c 6-7	0-0	7-8	2-9-11	3	19	0	2	2	1	35
32 Herbie Brooks	g 8-12	0-0	6-6	2-0-2	1	22	2	4	0	2	34
04 Steve Berger	g 4-6	1-3	5-7	1-4-5	0	14	7	4	0	3	35
03 Tracy Shelton	3-4	0-0	4-5	0-1-1	0	10	2	1	0	1	12
11 Chris Leonard	0-0	0-0	0-0	0-0-0	0	0	0	0	0	0	1
21 Shaun Jackson	0-0	0-0	0-0	0-1-1	0	1	0	1	0	0	6
25 Mike Yoest	0-0	0-0	0-0	0-0-0	1	0	0	0	0	0	4
33 Wade Smith	1-3	0-0	1-2	0-4-4	1	3	0	2	1	0	22
34 Thomas Kroger	0-0	0-0	0-1	0-2-2	0	0	0	0	0	0	2
TEAM											
Totals	29-47	1-3	25-33	8-26-36	14	84	14	15	3	7	200

TOTAL FG%	1st Half: 12-25 48.0%	2nd Half: 17-22 77.3%	Game: 61.7%
3-Pt. FG%	1st Half: 1-3 33.3%	2nd Half: 0-0 0.0%	Game: 33.3%
F Throw%	1st Half: 10-13 76.9%	2nd Half: 15-20 75.0%	Game: 75.8%

Officials: Tom Rucker, Stan Rute, Duke Edsall  
 Technical fouls: None  
 Attendance: Not available

Score by Periods	1st	2nd	Total
Tennessee	23	45	68
West Virginia	35	49	84

## 1988 NCAA West Region — First Round

#9	<b>Illinois State</b> (25-5)	<b>OT 82</b>
#8	<b>Tennessee</b> (20-9)	<b>81</b>

March 12, 1988 • Arco Arena • Sacramento, Calif.

Illinois State's Dan Muller scored the winning basket off a pass from Kyle Cartmill with 1.3 seconds left to lift the Redbirds to an 82-81 overtime victory over Tennessee.

The Vols had taken an 81-80 lead on C.J. Black's layup off a pass from Tony Harris with 15.4 seconds left before the game-winning bucket by Muller.

The Vols struggled in the second half with foul trouble and poor shooting. They finished the game shooting 36.7 percent from the field and had nearly a five-minute stretch in the second half without scoring. A free throw by Harris at the 7:13 mark finally broke the scoring drought, but the Vols found themselves down 66-58.

The Vols battled back to tie the score at 70 on Black's rebound and basket with 2:53 left. Tennessee took a 72-70 lead on Black's slam dunk off a pass from Brandon Wharton, but Illinois State tied the score on Steve Hansell's layup with 53 seconds left.

That gave the Vols the ball back with a chance to win. They worked the shot clock down to 17 seconds and the game clock down to 34.6 before calling a timeout.

Wharton took a 3-pointer from the top of the key with 22 seconds left, but missed and Illinois State rebounded.

The Redbirds had their own chance at a game-winning shot, but Hill missed a 14-foot jumper. The Vols rebounded and threw a desperation pass, but it was on to overtime.

Tennessee had opened up a nine-point lead in the first half but could not put the Redbirds away. Back-to-back 3-pointers from Rico Hill and Steve Hansell at the end of the half enabled the Redbirds to pull within 41-38 at the break.

**NOTES:** Illinois State's starting backcourt during the season did not play due to injury ... Skipp Schaeffbauer broke his leg in the MVC tournament; Jamar Smiley didn't start because of back problems ... Smiley got into the game, but immediately came out writing in pain and was taken for treatment ... This was Tennessee's first appearance in the NCAA Tournament in nine years ... The Redbirds lost 82-49 to Arizona in the second round.

### VISITORS: Illinois State 25-5

	FG	3PT	FT	O-D-T	PF	TP	A	TO	Bl	St	Min
42 Rico Hill	f 6-23	3-6	7/11	1-2-3	3	22	4	2	0	1	42
44 Dan Muller	f 3-7	2-4	0-0	2-8-10	1	8	3	4	1	1	45
32 LeRoy Watkins	c 6-5	0-0	6-6	2-1-3	2	18	0	2	2	1	25
11 Steve Hansell	g 5-14	1-1	5-5	1-8-9	4	16	6	2	0	1	41
24 Kyle Cartmill	g 3-5	1-1	2-2	1-2-3	4	9	6	0	0	0	40
15 Jamar Smiley	0-0	0-0	0-0	0-0-0	1	0	0	0	0	0	1
23 Kenneth Pierson	0-2	0-0	0-0	0-3-3	0	0	0	0	0	0	7
35 Rob Gibbons	2-4	0-1	5-8	2-4-6	4	9	0	1	0	0	24
TEAM											
Totals	25-60	7-13	25-32	10-31-41	19	82	19	17	3	6	225

TOTAL FG%	1st Half: 12-26 46.2%	2nd Half: 9-28 32.1%	Game: 41.7%
3-Pt. FG%	1st Half: 2-7 28.6%	2nd Half: 3-6 50.0%	Game: 53.8%
F Throw%	1st Half: 9-12 75.0%	2nd Half: 14-17 82.4%	Game: 78.1%

### HOME TEAM: Tennessee 20-9

	FG	3PT	FT	O-D-T	PF	TP	A	TO	Bl	St	Min
03 Rashard Lee	f 4-18	1-8	0-0	5-6-11	1	9	2	0	0	1	27
43 C.J. Black	f 8-12	0-1	2-2	4-2-6	4	18	0	4	1	2	34
40 Torrey Harris	c 3-5	0-0	0-0	2-1-3	5	6	0	0	3	0	19
14 Tony Harris	g 1-13	0-6	8-11	0-5-5	2	10	9	2	0	2	44
15 Brandon Wharton	g 8-21	4-9	3-3	1-3-4	3	23	3	4	0	1	44
05 Aaron Green	3-5	1-2	0-0	1-1-2	4	7	0	1	0	0	10
32 Del Baker	0-1	0-1	2-2	0-0-0	0	2	0	0	0	0	2
33 Scott Moore	0-0	0-0	0-0	0-0-0	0	0	0	0	0	0	8
34 Vegas Davis	0-2	0-2	0-0	0-2-2	0	0	0	0	0	0	9
44 Isiah Victor	2-2	0-0	2-3	2-3-5	3	6	1	2	2	2	28
TEAM											
Totals	29-79	6-29	17-21	20-26-46	22	81	15	13	6	10	225

TOTAL FG%	1st Half: 13-37 35.1%	2nd Half: 13-24 53.3%	Game: 36.7%
3-Pt. FG%	1st Half: 2-9 22.2%	2nd Half: 3-6 50.0%	Game: 20.7%
F Throw%	1st Half: 13-14 92.9%	2nd Half: 4-7 57.1%	Game: 81.0%

Officials: Larry Lembo, Jim Haney, Eddie Jackson  
 Technical fouls: none  
 Attendance: 15,284

Score by Periods	1st	2nd	OT	Total
Illinois State	38	34	10	82
Tennessee	41	31	9	81

1999 NCAA East Region — First Round

#13	<b>Delaware</b> (24-6)	<b>52</b>
#4	<b>Tennessee</b> (21-8)	<b>62</b>

March 12, 1999 • Charlotte Coliseum • Charlotte, N.C.

Tennessee's offense was sputtering, but the Vols turned up their defensive pressure to post a 62-52 victory over Delaware. It was the Vols' first NCAA Tournament win in 16 years.

The Vols shot only 33 percent from the field but held Delaware to 30 percent shooting. Forward Mike Pegues did score 23 points for Delaware, but it came on 7-of-23 shooting. Tennessee's perimeter defense held the Blue Hens starting perimeter players to 2-of-13 shooting from 3-point range.

"As long as we play defense like we did today, we have a chance to win, no matter how bad we shoot the ball," Tennessee guard Brandon Wharton said.

Wharton scored all 16 of his points in the second half after missing seven shots in the first half, including an uncontested layup after a steal.

"I just kept telling the players 'Continue to play good defense, and the shots are going to fall. Believe me. Trust me. They're going to fall,'" Tennessee coach Jerry Green said.

Two free throws from Pegues gave Delaware a 20-14 lead with 3:45 left in the first half. Tennessee then reeled off 11 unanswered points to open a 25-20 lead with 35 seconds left in the half. Pegues hit a jumper at the first half buzzer to pull the Blue Hens to within three at the break and then opened the second half with a 3-pointer to tie the game at 25.

Tennessee then got the offense rolling with a layup from Wharton, a 3-pointer from Tony Harris and a C.J. Black dunk. The Vols led 32-25 and never trailed again.

"We were almost too ready to play," Green said. "Survive and advance. That's what it's all about."

**NOTES:** Tennessee's win snapped Delaware's 13-game winning streak ... Delaware's point total and field-goal percentage were its lowest of the season ... Delaware won the America East Conference Tournament to earn its bid to the NCAA Tournament.

VISITORS: Delaware 24-6

	FG	3PT	FT	REBS	O-D-T	PF	TP	A	TO	Bl	St	Min
05 Mike Pegues	f	7-23	0-1	9-14	3-7-10	2	23	2	6	0	2	33
13 Kestutis Marci	f	2-8	0-5	2-2	1-2-3	2	6	1	2	0	1	26
10 John Bennett	c	3-6	0-0	1-2	7-7-14	4	5	0	3	2	0	33
15 John Gordon	g	3-9	1-5	0-0	1-4-5	5	7	4	1	0	1	39
03 Tyrone Perry	g	3-6	1-3	0-2	0-1-1	2	7	0	1	0	2	26
23 Madou Diouf		1-3	0-0	0-0	0-0-0	1	2	0	0	0	0	24
24 Greg Miller		0-2	0-1	2-2	0-0-0	1	2	0	1	0	0	19
TEAM					4-6-10				3			
Totals		18-57	2-15	14-22	16-27-43	17	52	7	17	2	6	200

TOTAL FG%	1st Half: 5-2 22.7%	2nd Half: 12-35 34.3%	Game: 29.8%
3-Pt. FG%	1st Half: 0-4 0.0%	2nd Half: 1-11 9.1%	Game: 6.7%
F Throw%	1st Half: 8-11 72.7%	2nd Half: 5-8 62.5%	Game: 68.4%

HOME TEAM: Tennessee 21-8

	FG	3PT	FT	REBS	O-D-T	PF	TP	A	TO	Bl	St	Min
22 Vincent Yarbrough	f	1-4	0-1	4-4	2-2-4	2	6	1	2	1	0	21
43 C.J. Black	f	2-7	0-1	5-6	4-3-7	2	9	2	0	1	0	26
40 Torrey Harris	c	0-0	0-0	0-0	1-2-3	3	0	0	1	0	0	14
14 Tony Harris	g	3-8	2-5	2-2	0-1-0	0	10	1	6	0	3	37
15 Brandon Wharton	g	5-18	1-5	5-6	2-5-7	4	16	4	2	0	1	39
44 Isiah Victor		7-15	0-1	1-1	5-9-14	4	14	0	2	2	0	25
03 Rashard Lee		1-4	0-2	2-4	0-4-4	2	4	0	2	0	2	21
55 Charles Hathaway		1-2	0-0	1-2	0-2-3	3	3	0	2	1	0	16
34 Vegas Davis		0-1	0-1	0-0	0-0-0	0	0	0	0	0	1	2
32 Del Baker		0-1	0-1	0-0	0-0-0	0	0	0	0	0	0	1
TEAM					1-4-5							
Totals		20-61	3-17	19-25	15-32-47	21	62	8	19	5	7	200

TOTAL FG%	1st Half: 9-33 27.3%	2nd Half: 11-28 39.3%	Game: 32.8%
3-Pt. FG%	1st Half: 1-11 9.1%	2nd Half: 2-6 33.3%	Game: 17.6%
F Throw%	1st Half: 6-11 54.5%	2nd Half: 13-14 92.9%	Game: 76.0%

Officials: Dave Libbey, Jerry Petro, Paul Janssen  
 Technical fouls: None  
 Attendance:

Score by Periods	1st	2nd	Total
Delaware	22	30	52
Tennessee	25	37	62

1999 NCAA East Region — Second Round

#9	<b>SW Missouri State</b> (22-10)	<b>81</b>
#4	<b>Tennessee</b> (21-9)	<b>51</b>

March 14, 1999 • Charlotte Coliseum • Charlotte, N.C.

Poor shooting proved costly for the Vols as Southwest Missouri State gave Tennessee its worst loss ever in NCAA Tournament action with an 81-51 final.

Tennessee shot 29.5 percent from field and hit only 6-of-29 3-point attempts for 20.7 percent.

"Their defense didn't give us many open looks," forward Isiah Victor said. "And when they did, we weren't making those shots either, so it really didn't matter."

Southwest Missouri State, on the other hand, shot 51.9 percent from the field and hit 9-of-22 3-pointers. It was a 3-pointer at the end of the first half that seemed to douse all hopes of a Vol victory. Ken Stringer banked in a 25-footer at the buzzer to give the Bears a 36-26 halftime lead.

Southwest Missouri then opened the second half by scoring on nine of its first 10 possessions. The lead expanded to 58-33 with 12:38 to play.

"I'd say they played a perfect ball game," Tennessee coach Jerry Green said. "The more shots they hit, the more confident they got and the less we got. It seemed all the basketball gods were on their side and not on ours."

Tennessee never led in the game, as the Bears jumped out to a 9-2 lead 3:10 into the game. The Bears got two easy buckets off of Tennessee turnovers caused by a full-court press. It was all uphill from there.

**NOTES:** Southwest Missouri State lost to Duke in the Regional Semifinals ... Southwest Missouri State won the Missouri Valley Conference to earn its trip to the NCAA Tournament ... A Missouri Valley Conference team (Illinois State) also eliminated the Vols from the 1998 NCAA Tournament.

VISITORS: SW Missouri State 22-10

	FG	3PT	FT	REBS	O-D-T	PF	TP	A	TO	Bl	St	Min
05 Ken Stringer	f	4-7	2-2	0-1	0-5-5	0	10	2	0	1	0	28
23 Ron Bruton	f	5-5	0-0	2-2	1-4-5	3	12	1	1	1	4	29
32 Danny Moore	c	8-14	2-2	7-9	2-6-8	1	25	1	1	1	0	34
12 William Fontero	g	1-5	0-2	4-7	0-2-2	3	6	4	1	1	1	30
24 Kevin Ault	g	1-11	2-8	2-2	1-5-6	2	14	5	3	0	1	31
03 Paul Murans		5-2	1-1	0-0	0-1-1	0	3	0	0	0	0	2
04 Brandon Miller		0-0	0-0	0-0	0-0-0	0	0	0	0	0	0	4
10 Ryan Bettenhaus		0-0	0-0	0-0	0-0-0	0	0	0	0	0	0	8
20 Scott Brakebill		0-0	0-0	0-0	0-4-4	2	4	0	0	0	0	9
21 Eric Judd		1-3	0-2	1-1	1-0-1	0	3	1	0	0	0	2
25 Butch Tshomba		0-1	0-1	0-0	0-0-0	0	0	0	0	0	0	2
33 Allen Phillips		3-5	2-4	0-2	0-2-2	1	8	3	0	0	0	15
50 Matt Reuter		0-1	0-0	0-0	1-0-1	1	0	0	0	0	1	6
TEAM					1-1-2							
Totals		28-54	9-22	6-24	7-30-37	13	81	17	6	4	7	200

TOTAL FG%	1st Half: 13-25 52.0%	2nd Half: 15-29 51.7%	Game: 51.9%
3-Pt. FG%	1st Half: 5-12 41.7%	2nd Half: 4-10 40.0%	Game: 40.9%
F Throw%	1st Half: 3-9 55.6%	2nd Half: 11-15 73.3%	Game: 66.7%

HOME TEAM: Tennessee 21-9

	FG	3PT	FT	REBS	O-D-T	PF	TP	A	TO	Bl	St	Min
22 Vincent Yarbrough	f	1-7	0-4	4-4	2-4-6	3	6	0	1	0	0	23
40 Torrey Harris	f	0-0	0-0	0-0	1-0-1	2	0	0	0	0	0	1
43 C.J. Black	c	1-6	0-1	2-4	2-1-3	2	4	0	1	1	0	22
14 Tony Harris	g	2-11	2-10	0-0	0-1-1	3	6	4	5	0	0	33
15 Brandon Wharton	g	5-16	1-6	0-0	0-3-3	3	11	2	1	0	0	32
03 Rashard Lee		2-4	1-2	2-2	1-2-3	2	7	0	2	0	0	20
05 Aaron Green		0-0	0-0	0-0	0-0-0	0	0	0	0	0	0	1
32 Del Baker		0-3	0-1	0-0	2-1-3	0	3	0	0	1	0	13
34 Vegas Davis		1-3	1-3	0-0	1-1-2	0	3	0	0	1	0	21
44 Isiah Victor		5-8	1-2	0-0	4-4-8	4	11	1	2	0	0	21
55 Charles Hathaway		1-3	0-0	1-2	0-4-4	2	3	0	1	0	1	17
TEAM					2-3-5							
Totals		18-61	6-29	9-12	15-24-39	21	8	13	2	2	2	200

TOTAL FG%	1st Half: 10-30 33.3%	2nd Half: 8-31 5.8%	Game: 29.5%
3-Pt. FG%	1st Half: 3-13 23.1%	2nd Half: 3-16 18.8%	Game: 20.7%
F Throw%	1st Half: 3-6 50.0%	2nd Half: 6-6 100.0%	Game: 75.0%

Officials: Dave Libbey, Gene Monje, Bob Sito  
 Technical fouls: None  
 Attendance: 20,172

Score by Periods	1st	2nd	Total
SW Missouri State	36	45	81
Tennessee	26	25	51

OUTLOOK

PLAYERS

STAFF

REVIEW

RESULTS

RECORDS

HONORS

POSTSEASON

VOLMANAC

MEDIA INFO



2000 NCAA South Region — First Round

#13	<b>Louisiana-Lafayette</b> (25-9)	<b>58</b>
#4	<b>Tennessee</b> (25-6)	<b>63</b>

March 17, 2000 • Birmingham-Jefferson Civic Center • Birmingham, Ala.

Tony Harris made two free throws with 10.8 seconds to play to help Tennessee seal a 63-58 victory over Louisiana-Lafayette.

Louisiana-Lafayette cut UT's lead to two at 60-58 on Brett Smith's jumper with 45 seconds to play. With the shot clock running down, Harris made a move to the basket and appeared to turn the ball over to Smith. But Smith was called for a reach-in foul that sent Harris to the line with 15 seconds to play. He missed the front end of the one-and-one, Ron Slay got the rebound and was flagrantly fouled by Smith with 13 seconds to go, allowing Tennessee to keep the ball after the free throws.

Slay missed both free throws, and UT in-bounded the ball to Harris, who was quickly fouled. Harris hit both shots to seal the victory.

Tennessee trailed most of the game. The Vols were down 48-42 with just under 10 minutes left to play. Slay, a freshman from Nashville, then got the Vols' offense rolling. Slay scored 11 of his 15 points in the final 8:15, including a coast-to-coast drive that he converted into a three-point play. Slay's drive cut what had been a six-point Louisiana-Lafayette lead to 48-45 with 8:15 remaining.

"When Ron took it all the way, I felt we had 'mo' (momentum) back on our side and had it going the right direction," UT coach Jerry Green said.

Slay's 8-footer inside the Cajuns' variation of a 2-3 zone defense broke a 54-54 tie at the 4:07 mark. He hit a similar shot to make it 60-56. Vols, with 1:48 to play.

"We struggled offensively, but our defense kept us in the game," Green said. "We did just exactly what we had to do down the stretch to win the game."

Harris and Slay led Tennessee with 15 points each. C.J. Black added 14 while shooting 10-of-10 from the foul line, and Vincent Yarbrough scored 11. Lonnie Thomas led the Cajuns with 19 points.

**NOTES:** Louisiana-Lafayette earned its bid to the NCAA Tournament by winning the Sun Belt Conference.

VISITORS: Louisiana-Lafayette 25-9

		FG		3PT	FT	O-D-T		PF	TP	A	TO	Bl	St	Min
30	Lonnie Thomas	f	9-16	0-0	1-1	3-2-5	5	19	1	4	1	1	25	
52	Reggie DeGray	f	2-3	0-1	0-0	0-0-0	5	4	1	2	0	0	11	
42	Brett Smith	c	2-4	0-0	2-3	7-3-10	3	6	0	1	0	1	33	
13	Billy Jones	g	1-8	1-3	0-0	1-6-7	2	3	1	3	0	1	28	
22	Blaine Harmon	g	1-5	1-5	0-0	0-0-0	4	3	2	0	0	0	19	
23	Orlando Butler	g	5-13	2-9	0-0	2-4-6	1	12	3	0	0	0	33	
01	Jarret Evans	f	1-2	1-2	0-0	0-0-0	3	0	0	0	0	0	5	
05	Kenneth Lawrence	0-6	0-2	0-0	1-4-5	1	0	6	3	0	0	0	27	
32	Karryl Robins	0-1	0-0	0-0	0-2-2	2	4	0	1	0	0	0	7	
35	Shea Whiting	1-3	0-0	2-4	1-2-2	2	4	0	1	0	0	0	7	
41	Derrick Warren	0-0	0-0	0-0	0-0-0	0	0	0	0	0	0	0	1	
45	Kendall Regis	2-2	0-0	0-0	2-0-2	2	4	1	1	0	0	0	9	
TEAM					1-0-1									
Totals		24-63	5-22	5-8	18-23-41	25	58	15	15	1	4	200		

TOTAL FG%	1st Half: 11-31 35.5%	2nd Half: 13-33 39.4%	Game: 38.1%
3-Pt. FG%	1st Half: 4-13 30.8%	2nd Half: 1-10 10.0%	Game: 22.7%
F Throw%	1st Half: 3-6 50.0%	2nd Half: 2-2 100.0%	Game: 62.5%

HOME TEAM: Tennessee 25-6

		FG		3PT	FT	O-D-T		PF	TP	A	TO	Bl	St	Min
22	Vincent Yarbrough	f	3-8	3-7	2-3	1-6-7	2	11	1	2	1	1	38	
44	Isiah Victor	f	1-3	0-2	2-2	0-6-6	3	4	0	1	2	1	19	
43	C.J. Black	c	2-4	0-1	10-10	1-1-2	2	14	0	2	2	0	34	
14	Tony Harris	g	4-14	2-8	5-7	1-2-3	2	15	3	2	0	2	37	
42	Jon Higgins	g	1-6	1-5	1-2	2-0-2	1	4	3	0	0	1	33	
05	Harris Walker	0-3	0-2	0-0	0-0-0	0	0	0	0	0	0	0	7	
12	Marcus Haislip	0-0	0-0	0-0	0-0-0	0	0	0	0	0	0	0	3	
31	Terrence Woods	0-5	0-5	0-0	1-1-2	1	0	0	0	1	0	0	5	
35	Ron Slay	6-8	0-0	3-5	2-2-4	2	15	0	1	1	0	18		
55	Charles Hathaway	0-0	0-0	0-0	0-0-0	1	0	0	1	0	0	0	6	
TEAM					4-1-5									
Totals		17-51	6-30	23-29	12-19-31	14	63	7	12	6	5	200		

TOTAL FG%	1st Half: 6-23 26.1%	2nd Half: 11-30 36.7%	Game: 33.3%
3-Pt. FG%	1st Half: 3-13 23.1%	2nd Half: 3-17 17.6%	Game: 20.0%
F Throw%	1st Half: 11-13 84.6%	2nd Half: 12-16 75.0%	Game: 79.3%

Officials: David Libbey, Mark Reischling, Tom Gabutero  
 Technical fouls: UL-DeGray, Harmon, Whiting. UT-Harris, Hathaway  
 Attendance: 11,061

<b>Score by Periods</b>	<b>1st</b>	<b>2nd</b>	<b>Total</b>
Louisiana-Lafayette	29	29	58
Tennessee	26	37	63

2000 NCAA South Region — Second Round

#5	<b>Connecticut</b> (25-10)	<b>51</b>
#4	<b>Tennessee</b> (26-6)	<b>65</b>

March 19, 2000 • Birmingham-Jefferson Civic Center • Birmingham, Ala.

Tennessee capitalized on an ankle injury that limited Connecticut point guard Khalid El-Amin to one basket in 13 minutes and posted a 65-51 victory. The Vols made school history by winning two games in the NCAA Tournament for the first time.

The Vols trailed only once, at 4-2, and had the upper hand, 32-22 by halftime. The Huskies cut a 12-point deficit to 38-34 when El-Amin hit his only basket, a 3-pointer, with 13:36 to play.

Vol freshman Jon Higgins answered with his own 3-pointer 14 seconds later, igniting a 16-4 run that put the game away.

Connecticut went 6:15 without scoring during the major portion of that stretch, missing six consecutive shots and turning the ball over twice.

One was a Higgins steal and break-away that ended up being juggled and dishes to Vincent Yarbrough for a dunk and subsequent free throw. The three-point play restored the margin to 44-34.

Tony Harris led the Vols with 18 points and shot 9-of-12 from the foul stripe. Yarbrough got 11 of his 14 in the first half, helping shoot the Huskies out of a zone defense with three 3-pointers. C.J. Black added 13 points, 10 in the second half, as UT penetrated UConn's defense for dunks and free throws.

The Vol defense also stood tall by converting seven steals into 14 points and holding the Huskies to 38.6 percent shooting. UT shot 44.7 percent from field which was up from 33.3 percent in the first round victory.

"We played awfully good," Tennessee coach Jerry Green said. "That could have been as good as we played all year. Time and again, making the extra pass - or passes - produced good looks against the UConn defense."

Albert Mouring scored 17 points to lead the Huskies, and El-Amin was limited to three points, 13 below his season average.

**NOTES:** The 51 points was a season-low for the Huskies ... Connecticut was the defending NCAA champion, having won the 1999 NCAA Tournament with a 77-74 title-game victory over Duke.

VISITORS: Connecticut 25-10

		FG		3PT	FT	O-D-T		PF	TP	A	TO	Bl	St	Min
33	Kevin Freeman	f	6-9	0-0	2-2	2-5-7	3	14	0	4	0	0	29	
04	Ajou Deng	f	0-3	0-0	0-0	0-0-0	0	0	0	0	0	0	0	
43	Jake Voskuhl	c	1-2	0-0	0-0	3-6-9	4	2	1	1	0	0	18	
23	Albert Mouring	g	7-8	3-8	0-0	0-3-3	2	17	0	1	0	0	39	
42	Khalid El-Amin	g	1-2	1-2	0-0	0-2-2	0	3	1	0	0	0	13	
20	Justin Brown	0-0	0-0	0-0	0-0-0	0	0	0	0	0	0	0	1	
32	Tony Robertson	1-7	0-1	0-0	0-1-1	4	2	2	3	0	0	0	33	
34	Souleymane Wane	4-8	0-0	0-0	4-3-7	2	8	0	1	0	0	0	22	
05	Beau Archibald	0-0	0-0	0-0	0-0-0	2	0	0	0	0	0	0	1	
50	Marcus Cox	0-3	0-1	0-0	0-0-0	0	0	0	0	0	0	0	6	
51	Edmund Saunders	2-3	0-0	1-2	2-1-3	1	5	0	2	1	0	18		
55	Doug Wrenn	0-2	0-0	0-0	0-1-1	2	0	0	3	0	1	9		
TEAM					3-1-4									
Totals		22-57	4-12	3-4	14-23-37	20	51	4	15	1	1	200		

TOTAL FG%	1st Half: 10-28 35.7%	2nd Half: 12-29 41.4%	Game: 38.6%
3-Pt. FG%	1st Half: 1-6 16.7%	2nd Half: 3-6 50.0%	Game: 33.3%
F Throw%	1st Half: 1-2 50.0%	2nd Half: 2-2 100%	Game: 75.0%

HOME TEAM: Tennessee 26-6

		FG		3PT	FT	O-D-T		PF	TP	A	TO	Bl	St	Min
22	Vincent Yarbrough	f	5-9	3-6	1-1	0-3-3	3	14	4	0	1	0	34	
44	Isiah Victor	f	0-2	0-0	1-2	2-2-4	0	1	1	1	0	0	15	
43	C.J. Black	c	5-9	0-1	3-5	2-3-5	1	13	0	1	0	0	30	
14	Tony Harris	g	4-11	1-4	9-12	0-1-1	3	18	2	2	0	2	35	
42	Jon Higgins	g	3-9	3-6	0-0	0-4-4	0	9	4	0	0	2	37	
31	Terrence Woods	0-0	0-0	0-0	0-0-0	0	0	0	0	0	0	0	2	
35	Ron Slay	3-6	0-0	2-3	1-3-4	1	8	1	8	1	0	2	29	
05	Harris Walker	1-1	0-0	0-0	0-1-1	0	2	3	1	0	0	0	8	
55	Charles Hathaway	0-0	0-0	0-0	0-0-0	1	0	0	2	0	0	0	10	
TEAM					1-3-4									
Totals		21-47	7-17	16-23	6-20-26	9	65	15	8	3	7	200		

TOTAL FG%	1st Half: 11-24 45.8%	2nd Half: 10-23 43.5%	Game: 44.7%
3-Pt. FG%	1st Half: 6-13 46.2%	2nd Half: 1-4 25.0%	Game: 41.2%
F Throw%	1st Half: 4-8 50.0%	2nd Half: 12-15 80.0%	Game: 69.6%

Officials: David Libbey, Mark Reischling, Art McDonald.  
 Technical fouls: None  
 Attendance: 16,108

<b>Score by Periods</b>	<b>1st</b>	<b>2nd</b>	<b>Total</b>
Connecticut	22	29	51
Tennessee	32	33	65

2000 NCAA South Region — Regional Semifinal

#8	<b>North Carolina</b> (21-13)	<b>74</b>
#4	<b>Tennessee</b> (26-7)	<b>69</b>
<i>March 24, 2000 • Frank Erwin Center • Austin, Texas</i>		

Ed Cota spurred a late second-half comeback, then he and freshmen Joseph Forte and Julius Peppers hit six straight free throws in the final 34.9 seconds, giving North Carolina a 74-69 victory over Tennessee in the South Regional semifinals.

The Tar Heels' winning rally kicked into top gear when Forte drilled a 3-pointer and Jason Capel hit a layup to get the Tar Heels within 64-63. Cota made a running jumper in the lane and then hit another floater to make it 66-64 with 2:00 left. Tennessee's scoring drought, which left the Vols without a field goal since 7:15, ended with 13.6 seconds left when Tony Harris made his first basket of the night, a 3-pointer.

"I thought for about 35 minutes, we played awfully well," Tennessee coach Jerry Green said. "Then we started trying to make hard plays, and it wasn't just one person, it was about four or five different people. And while we were making hard plays, they were making baskets."

Tennessee got off to a slow start as North Carolina led by seven early. Then, the Vols' speed and athleticism carried them to a 22-7 run and a nine-point lead. Capel kept the Tar Heels close by scoring the last five points of the first half, pulling North Carolina to within 39-36.

"I can't really put it into words," Vincent Yarbrough said of the loss. "I thought we had the game won, but they just out-played us in the last four minutes. We came out of the last timeout and still thought we had the game, but they made some shots and that was the game."

C.J. Black led the Volunteers with 17 points, Yarbrough had 13 and Ron Slay added 12. Isiah Victor had 11. Forte scored a game-high 22 for the Tar Heels, while Brendan Haywood and Cota each scored 11, followed by Kris Lang with 10.

**NOTES:** North Carolina defeated Tulsa 74-69 in the Regional Finals to advance to the Final Four ... The Tar Heels then lost to Florida, 59-71, in the national semifinals in Indianapolis.

**VISITORS: North Carolina 21-13**

	FG	3PT	FT	REBS		PF	TP	A	TO	Bl	St	Min
				O-D-T								
25 Jason Capel	f	3-9	1-2	2-2	1-4-5	1	9	5	2	0	2	38
42 Kris Lang	f	5-12	0-0	0-0	3-0-3	3	10	0	2	2	1	28
00 Brendan Haywood	c	5-10	0-0	1-4	1-4-5	5	11	0	3	4	0	26
40 Joseph Forte	g	8-13	2-5	4-4	1-4-5	2	22	2	3	1	1	36
05 Ed Cota	g	4-9	0-1	3-5	1-6-7	4	11	5	2	0	1	39
21 Terrence Newby	g	0-0	0-0	0-0	0-0-0	0	0	0	0	0	0	1
24 Max Owens	g	2-2	1-1	0-0	0-0-0	0	5	0	1	0	1	12
45 Julius Peppers	g	2-3	0-0	2-2	3-5-6	4	6	0	1	2	0	20
TEAM					0-3-5							
Totals		29-58	4-9	12-17	10-24-34	19	74	12	14	9	6	200

TOTAL FG%	1st Half: 15-32 45.9%	2nd Half: 14-26 53.8%	Game: 50.0%
3-Pt. FG%	1st Half: 3-7 42.9%	2nd Half: 1-2 50.0%	Game: 44.4%
F Throw%	1st Half: 3-4 75.0%	2nd Half: 9-13 69.2%	Game: 70.6%

**HOME TEAM: Tennessee 26-7**

	FG	3PT	FT	REBS		PF	TP	A	TO	Bl	St	Min
				O-D-T								
22 Vincent Yarbrough	f	4-11	1-5	4-4	2-1-3	3	13	3	2	0	1	38
44 Isiah Victor	f	3-8	1-1	4-6	1-3-4	2	11	1	1	1	1	21
43 C.J. Black	c	6-7	1-1	4-4	1-4-5	4	17	0	1	1	1	21
14 Tony Harris	g	1-10	1-6	1-2	2-2-4	3	4	4	2	0	0	32
42 Jon Higgins	g	3-7	2-5	0-0	1-3-4	1	8	0	0	0	0	35
35 Ron Slay	g	4-11	0-5	4-4	2-5-7	1	12	1	3	1	2	24
05 Harris Walker	g	0-3	0-0	2-2	1-2-3	0	2	1	0	1	1	17
55 Charles Hathaway	g	0-2	0-0	2-2	3-1-4	3	2	1	1	0	1	12
TEAM					2-2-4							
Totals		21-59	6-21	21-24	15-23-38	17	69	11	14	4	9	200

TOTAL FG%	1st Half: 13-32 40.6%	2nd Half: 8-27 29.6%	Game: 35.6%
3-Pt. FG%	1st Half: 4-10 40.0%	2nd Half: 2-11 18.2%	Game: 28.6%
F Throw%	1st Half: 9-10 90.0%	2nd Half: 12-14 85.7%	Game: 87.5%

Officials: David Hall, Bob Donato, Mike Kitts  
 Technical fouls: None  
 Attendance: 16,371

<b>Score by Periods</b>	<b>1st</b>	<b>2nd</b>	<b>Total</b>
North Carolina	36	38	74
Tennessee	39	30	69

2001 NCAA Midwest Region — First Round

#9	<b>Charlotte</b> (22-10)	<b>70</b>
#8	<b>Tennessee</b> (22-11)	<b>63</b>
<i>March 16, 2001 • University of Dayton Arena • Dayton, Ohio</i>		

Poor shooting in the second half was too much for Tennessee to overcome, as the Vols fell 70-63 to Charlotte in the first round of the NCAA Tournament.

The Vols finished the game shooting 42 percent from the field but shot only 31 percent in the second half. The Vols also hit only 1-of-7 free-throw attempts and 1-of-11 3-point attempts in the second half. Free-throw shooting plagued the Vols the entire game as they made only 7-of-18. The Vols missed four free throws late in the second half, including the front-end of two one-and-ones.

"We just couldn't make a shot," UT head coach Jerry Green said. "From a coach's perspective, it's frustrating and you feel like you missed an opportunity. But again, those same guys are the ones over the last several years who have made those free throws."

Tennessee opened the game by hitting 10 of its first 17 shots to take a 26-18 lead. Foul trouble proved costly though, and Charlotte was able to come back and tie the game at 43 at the half.

The opening of the second half was the mirror opposite of the first half. The Vols scored only four points in the first 10:30 of the second half and were down 52-50 after a 3-point shot by Jon Higgins with 9:20 to play.

By that point, Tennessee had hit only two of 12 shots in the half while committing nine turnovers.

Charlotte eventually opened up a 59-50 lead with 6:59 to play. The Vols battled back and had the ball down 66-63 with just under 40 seconds left in the game. Tony Harris' 3-point attempt was off the mark, and the 49ers got the rebound. Jobey Thomas made four free throws in the final 24 seconds to seal the victory for Charlotte.

**NOTES:** Tennessee was seeded eighth and Charlotte was the No. 9 seed ... Charlotte lost to No. 1 seeded Illinois in the second round ... UT fell to 8-14 all-time in the NCAA Tournament ... The Vols made their first appearance in the Midwest Region ... UT's 191 blocked shots on the season ranked second all-time in school history.

**VISITORS: Charlotte 22-10**

	FG	3PT	FT	REBS		PF	TP	A	TO	Bl	St	Min
				O-D-T								
01 James Zimmerman	f	3-6	2-3	0-4	2-4-6	3	8	0	2	0	0	24
05 Rodney White	f	5-16	0-3	2-2	3-6-9	3	12	2	0	0	0	28
03 KenKay Jones	c	1-4	0-0	0-0	0-7-7	5	2	0	1	2	1	21
21 Diego Guevara	g	2-9	1-6	3-3	1-2-3	0	8	1	1	0	1	31
31 Jobey Thomas	g	3-9	2-7	4-4	0-0-0	0	12	0	3	0	2	28
10 Cam Stephens	g	2-5	0-0	4-4	4-1-5	4	8	1	1	0	1	19
11 Demone Brown	g	3-7	3-7	0-0	0-2-2	0	9	1	3	0	0	22
13 Jermaine Williams	0	0-0	2-2	2-2	2-2	2	2	2	0	0	0	11
54 Butter Johnson	4-6	0-1	1-4	3-5-8	3	9	0	1	0	0	16	
TEAM					1-2-3							
Totals		23-62	8-27	16-23	16-31-47	20	70	5	14	2	5	200

TOTAL FG%	1st Half: 13-32 40.6%	2nd Half: 10-30 33.3%	Game: 37.1%
3-Pt. FG%	1st Half: 5-14 35.7%	2nd Half: 3-13 23.1%	Game: 29.6%
F Throw%	1st Half: 12-17 70.6%	2nd Half: 4-6 66.7%	Game: 69.6%

**HOME TEAM: Tennessee 22-11**

	FG	3PT	FT	REBS		PF	TP	A	TO	Bl	St	Min
				O-D-T								
22 Vincent Yarbrough	f	5-9	1-4	1-3	1-9-10	4	12	3	2	1	1	31
35 Ron Slay	f	3-8	0-2	2-7	2-4-6	4	8	2	4	0	0	21
44 Isiah Victor	c	4-9	0-1	0-1	3-4-7	4	8	2	1	0	0	19
14 Tony Harris	g	2-4	0-2	0-0	0-0-0	2	4	0	1	0	1	20
42 Jon Higgins	g	2-5	1-4	2-2	0-0-0	2	7	0	1	0	1	35
02 Jenis Grundstaf	0-3	0-2	0-0	0-0-0	0-0	0	0	0	0	0	0	7
05 Harris Walker	0-2	0-0	0-1	0-1	1-3	3	0	4	2	0	3	15
12 Marcus Haislip	4-10	1-3	1-1	1-3-4	1	10	2	2	0	0	24	
31 Terrence Woods	3-7	3-7	0-0	1-3-4	2	9	3	0	0	0	14	
55 Charles Hathaway	2-3	0-0	1-3	1-4-5	1	5	0	1	0	0	14	
TEAM					2-0-2							
Totals		25-60	6-25	7-18	11-28-39	23	63	16	14	1	6	200

TOTAL FG%	1st Half: 16-31 51.6%	2nd Half: 9-29 31.0%	Game: 41.7%
3-Pt. FG%	1st Half: 5-14 35.7%	2nd Half: 1-11 9.1%	Game: 24.0%
F Throw%	1st Half: 6-11 54.5%	2nd Half: 1-7 14.3%	Game: 38.9%

Officials: David Hall, Frank Bosone, Ruben Ramos  
 Technical fouls: None  
 Attendance: 13,009

<b>Score by Periods</b>	<b>1st</b>	<b>2nd</b>	<b>Total</b>
Charlotte	43	27	70
Tennessee	43	20	63

OUTLOOK

PLAYERS

STAFF

REVIEW

RESULTS

RECORDS

HONORS

POSTSEASON

VOLMANAC

MEDIA INFO





2006 Washington D.C. Region — First Round

#15	<b>Winthrop</b> (23-8)	<b>61</b>
#2	<b>Tennessee</b> (22-7)	<b>63</b>

March 16, 2006 • Greensboro Coliseum • Greensboro, N.C.

Dane Bradshaw found a streaking Chris Lofton with an inbound pass with 2.9 seconds left, and Lofton buried a jumper over Winthrop's Torrell Martin to give Tennessee a 63-61 victory to advance to the second round of the Washington D.C. Regional.

"It was a good look, but he was all up on me," Lofton said. "It still felt good."

The frantic finish capped a heart-pounding game that featured nine ties and eight lead changes, the final one coming on Lofton's shot. His were the only points in the final 2:42, as both teams squandered chances to advance to the second round.

"It was a real gut check for both teams," UT head coach Bruce Pearl said. "Both teams were physically exhausted at the end of that game."

The Vols had a couple of opportunities in the final seconds. Point guard C.J. Watson missed a 3-pointer, but Tennessee retained possession when Bradshaw chased down a long rebound on the other end of the court. Pearl called a timeout to set up the play, with Bradshaw throwing it in.

The first option was for a lob pass to 6-foot-7 Andre Patterson, but when he was covered, Bradshaw looked for Lofton.

"I thought they were going to come to me the whole time, unless we got an easy shot, of course," Lofton said.

His was anything but, and after it went in with four-tenths of a second on the clock, the Tennessee players mobbed Watson. Winthrop coach Gregg Marshall used his final timeout, and James Shuler's long pass bounced off the backboard to Craig Bradshaw. Bradshaw's shot clanged off the rim, allowing the Volunteers to hang on.

The Volunteers survived despite its All-SEC backcourt of Watson and Lofton shooting a combined 8-of-24 from the field and 3-of-15 from 3-point range. It was Tennessee's frontcourt of Major Wingate and Patterson that carried the Vols. Wingate had a team-high 15 points, and Patterson had a double-double with 12 points and 11 rebounds.

"You can definitely make the case that this was good for us, the way it turned out," Dane Bradshaw said. "Coach says the teams we play obviously will continue to get better, but the situation we were in won't get any tougher."

VISITORS: Winthrop 23-8				REBS								
	FG	3PT	FT	O-D-T	PF	TP	A	TO	Bl	St	Min	
00 James Shuler	f	4-12	1-3	1-3	1-5	6	1	10	3	1	0	35
33 Phillip Williams	f	1-2	1-1	3-4	1-0	1	4	6	1	1	1	23
05 Craig Bradshaw	c	5-17	1-8	1-2	2-5	7	12	3	4	2	1	37
10 Chris Gaynor	g	4-7	2-4	0-0	0-3	3	10	4	0	0	1	33
12 Torrell Martin	g	5-11	2-7	2-3	8-5	13	14	1	5	0	2	34
11 Michael Jenkins	1-4	0-1	0-0	0-0	0	1	2	1	0	0	1	11
22 Otis Daniels	1-2	0-0	3-4	2-0	2	1	5	0	1	0	0	14
24 De'Andre Adams	0-0	0-0	0-0	0-1	1	0	1	2	0	0	0	7
31 Taj McCullough	1-1	0-0	0-1	1-1	2	2	0	0	0	0	0	6
TEAM												1
Totals	22-56	7-24	10-17	15-20	35	15	61	14	15	3	7	200

TOTAL FG%	1st Half: 12-28 42.9%	2nd Half: 10-28 35.7%	Game: 39.3%
3-Pt. FG%	1st Half: 4-12 33.3%	2nd Half: 3-12 25.0%	Game: 29.2%
F Throw %	1st Half: 6-10 60.0%	2nd Half: 4-7 57.1%	Game: 58.8%

HOME TEAM: Tennessee 22-7				REBS									
	FG	3PT	FT	O-D-T	PF	TP	A	TO	Bl	St	Min		
22 Andre Patterson	f	6-7	0-0	0-0	3-8	11	4	12	2	3	2	0	29
23 Dane Bradshaw	f	1-4	0-1	3-5	0-3	2	5	2	0	1	2	28	
01 Major Wingate	c	5-8	0-0	5-6	2-4	6	15	1	2	3	1	30	
05 Chris Lofton	g	5-14	2-9	0-0	2-0	2	12	2	1	0	1	31	
32 C.J. Watson	g	3-10	1-6	2-2	0-0	0	4	9	2	3	0	27	
02 JaJuan Smith	2-5	2-4	0-0	0-1	2	6	0	0	0	0	0	16	
03 Stanley Asumnu	1-2	0-0	0-1	2-5	7	0	2	2	3	0	2	22	
15 Jordan Howell	1-3	0-1	0-0	1-1	2	0	2	1	1	0	0	14	
34 Ryan Childress	0-0	0-0	0-0	0-0	0	0	0	0	0	0	0	3	
TEAM												1	
Totals	24-53	5-21	10-14	11-22	33	15	63	12	13	6	2	200	

TOTAL FG%	1st Half: 15-28 53.6%	2nd Half: 9-25 36.0%	Game: 45.3%
3-Pt. FG%	1st Half: 4-12 33.3%	2nd Half: 1-9 11.1%	Game: 23.8%
F Throw %	1st Half: 2-2 100%	2nd Half: 8-12 66.7%	Game: 71.4%

Officials: Mike Kitts, Sid Rodeheffer, Wally Rutecki  
 Technicals: None  
 Attendance: 22,073

Score by Periods	1st	2nd	Total
Winthrop	34	27	61
Tennessee	36	27	63

2006 Washington D.C. Region — Second Round

#7	<b>Wichita State</b> (26-8)	<b>80</b>
#2	<b>Tennessee</b> (22-8)	<b>73</b>

March 18, 2006 • Greensboro Coliseum • Greensboro, N.C.

Wichita State went on a 7-0 run to break a 65-41 tie and the Shockers never looked back, defeating Tennessee 80-73 to advance to the Sweet Sixteen in Washington D.C.

Karon Bradley hit a short jumper to break the tie, and on the next possession, with the shot clock winding down, P.J. Cousinard stepped back and launched a straightaway 3-pointer that swished through the net giving the Shockers a lead they wouldn't relinquish. Wichita State advanced to the NCAA Tournament's round of 16 for the first time in 25 years.

Chris Lofton - who hit a last-second shot to beat Winthrop 63-61 in the first round - and eventual NBA point guard C.J. Watson each scored 20 points to lead the Volunteers. Major Wingate finished with 15 points, seven rebounds and five blocks.

"We'll be back," Pearl said. "I'm very, very proud of these young men. I can't tell you how many people have written or called and said how much they enjoyed this basketball team. This Tennessee basketball team will go down as one of the all-time best, and this was the group that got it started."

Tennessee led 63-58 on a pair of free throws from Watson with 5:42 left, but the Shockers rallied to tie it at 63 on a 3-pointer from Sean Ogirri.

After the teams traded baskets, Bradley drained a jumper from just outside the lane for a 67-65 lead with 2:12 left. Cousinard followed with the stepback 3-pointer over Dane Bradshaw for a 70-65 lead with 1:05 left.

Ogirri closed the spurt with two free throws for a 72-65 lead with 50.5 seconds left. Tennessee twice cut the deficit to three points in the final seconds. But the Vols got no closer, as Wichita State went 8-for-10 at the foul line in the final minute to seal it.

"I think we were in a position where we had them where we wanted them," said Bradshaw, who had two points and three steals. "I guess we just didn't execute. I'm not sure really what happened."

NOTES: Wichita State lost to eventual Final Four participant George Mason 63-55 in the Sweet Sixteen.

VISITORS: Wichita State 26-8				REBS								
	FG	3PT	FT	O-D-T	PF	TP	A	TO	Bl	St	Min	
02 P.J. Cousinard	f	6-7	4-4	4-6	2-7	9	2	20	5	4	0	36
32 Kyle Wilson	f	5-10	3-5	4-4	1-5	6	17	1	2	1	0	30
45 Paul Miller	c	1-9	0-0	8-10	2-6	2	10	1	1	0	0	26
22 Matt Braeuer	g	2-4	0-0	1-2	0-1	2	5	4	1	0	0	22
33 Sean Ogirri	g	3-7	2-5	4-5	0-2	2	12	2	0	0	0	33
00 Nick Rogers	0-0	0-0	0-0	0-0	0	0	0	0	0	0	0	2
04 Ryan Martin	5-6	0-0	0-0	2-2	4	10	0	1	1	1	24	
05 Wendell Preadom	0-0	0-0	0-0	0-0	1	0	0	0	0	0	0	5
10 Karon Bradley	2-5	0-1	2-2	1-1	2	6	3	1	0	1	22	
TEAM												1
Totals	24-48	9-15	23-29	9-25	34	12	80	16	13	2	3	200

TOTAL FG%	1st Half: 10-27 37.0%	2nd Half: 14-21 66.7%	Game: 50.0%
3-Pt. FG%	1st Half: 4-8 50.0%	2nd Half: 5-7 71.4%	Game: 60.0%
F Throw %	1st Half: 6-8 75.0%	2nd Half: 17-21 81.0%	Game: 79.3%

HOME TEAM: Tennessee 22-8				REBS									
	FG	3PT	FT	O-D-T	PF	TP	A	TO	Bl	St	Min		
22 Andre Patterson	f	1-4	0-0	0-0	2-4	6	5	2	4	0	1	0	24
23 Dane Bradshaw	f	1-7	0-3	0-1	2-2	4	2	3	1	0	3	29	
01 Major Wingate	c	6-11	0-0	3-4	5-2	7	0	15	0	4	5	34	
05 Chris Lofton	g	7-21	6-18	0-0	1-2	3	20	2	2	0	2	34	
32 C.J. Watson	g	7-10	2-3	4-4	0-0	0	4	20	1	1	1	33	
02 JaJuan Smith	2-6	2-5	2-4	2-8	10	3	8	3	1	0	1	21	
03 Stanley Asumnu	3-8	0-0	0-0	4-2	6	0	1	6	0	1	0	18	
15 Jordan Howell	0-0	0-0	0-0	0-0	1	0	0	0	0	0	0	7	
TEAM												2	
Totals	27-67	10-29	9-13	18-20	38	20	73	15	10	7	9	200	

TOTAL FG%	1st Half: 10-36 27.8%	2nd Half: 17-31 54.8%	Game: 40.3%
3-Pt. FG%	1st Half: 3-12 25.0%	2nd Half: 7-17 41.2%	Game: 34.5%
F Throw %	1st Half: 2-2 100%	2nd Half: 7-11 63.6%	Game: 69.2%

Officials: John Higgins, Mike Kitts, Bert Smith  
 Technicals: None  
 Attendance: 22,809

Score by Periods	1st	2nd	Total
Wichita State	30	50	80
Tennessee	25	48	73

2007 South Region — First Round

#12	<b>Long Beach State</b> (24-8)	<b>86</b>
#5	<b>Tennessee</b> (23-10)	<b>121</b>
<i>March 16, 2007 • Nationwide Arena • Columbus, Ohio</i>		

Tennessee scored early, often and then scored some more as the Vols matched the most points ever scored by a team in a first-round NCAA Tournament game in its 121-86 dismantling of Long Beach State.

Chris Lofton led the way with 25 points. JaJuan Smith added 24 points, Ramar Smith 22, Duke Crews 12 and Wayne Chism 10 points, while Dane Bradshaw dished out a career-best 11 assists.

"It really was (fun)," Lofton said. "We're used to playing like that. When a team plays (uptempo) like that, we get excited. It was just a fast-paced game, and we put the 'fast' back in 'fast break.'"

Both teams came in averaging 80 points - putting them among the top 11 in the nation - so it wasn't a shocker that baskets came in bunches.

"I like an identity for a program. This is our identity," UT coach Bruce Pearl said. "We've never finished second in (any league in) scoring in 14 or 15 years I've been a head coach. I enjoy being uptempo and being aggressive in transition. We'll put four or five guys on the floor that can score, and they've got a lot of freedom."

Lofton led the way, as the Volunteers shot 59 percent from the field and made 14 of 27 3-pointers. He hit half of his eight shots behind the arc and JaJuan Smith hit 4-of-6.

Each team hit seven 3-pointers in a wild opening half that featured the Volunteers racing to a 29-12 lead in the opening seven and a half minutes. They did it with precision shooting, their full-court press and trapping pressure.

Lofton keyed the defense, with two steals leading to a pair of layups in a 5-second span.

Ahead 57-45 at the break, the Volunteers ran off 12 of the first 14 points in the second half - seven by Lofton - to build the lead to 69-47.

From then on, the points mounted. The Volunteers reached 90 with 10 minutes left.

"We knew we had to score," Ramar Smith said. "We knew it was going to be a high-scoring game, and we came out and scored."

VISITORS: Long Beach State 24-8				REBS			
	FG	3PT	FT	O-D-T	PF	TP	A TO Bl St Min
15 Sterling Byrd	f 1-4	0-0	0-0	0-3-3	2	2	2 0 0 0 27
44 Dominique Ricks	f 1-2	0-0	0-0	2-1-3	3	2	0 0 0 0 10
01 Kejuan Johnson	g 8-16	5-8	3-3	1-3-4	3	24	0 2 1 1 35
20 Kevin Houston	g 6-15	2-4	3-4	0-1-1	4	17	3 0 0 3 33
55 Aaron Nixon	g 8-15	4-8	3-3	0-5-5	2	23	4 2 0 1 28
02 Louis Draby	3-3	1-1	0-0	1-1-2	3	7	2 1 0 0 23
10 Arturas Lazdaszkas	0-1	0-0	0-0	0-1-1	1	0	0 0 1 0 4
11 Artis Gant	0-0	0-0	0-0	1-0-1	0	0	0 0 0 0 2
21 Mark Dawson	3-7	0-0	1-2	4-2-6	4	7	0 2 2 2 28
22 Tim Island	0-0	0-0	0-0	0-0-0	0	0	0 0 0 0 2
33 Travon Free	2-2	0-0	0-2	0-0-0	1	4	0 0 0 0 4
50 Andrew Fleming	0-0	0-0	0-0	0-0-0	0	0	0 0 0 0 2
TEAM				0-2-2			
Totals	32-65	12-21	10-14	9-19-28	23	86	11 13 3 2 200

TOTAL FG%	1st Half: 17-32 53.1%	2nd Half: 15-33 45.5%	Game: 49.2%
3-Pt. FG%	1st Half: 7-12 58.3%	2nd Half: 5-9 55.6%	Game: 57.1%
F Throw %	1st Half: 4-7 57.1%	2nd Half: 6-7 85.7%	Game: 71.4%

HOME TEAM: Tennessee 23-10				REBS			
	FG	3PT	FT	O-D-T	PF	TP	A TO Bl St Min
04 Wayne Chism	f 4-5	1-1	1-2	0-3-3	0	10	2 0 1 0 14
23 Dane Bradshaw	f 3-3	0-0	2-5	1-3-4	1	8	11 0 0 1 26
02 JaJuan Smith	g 8-12	4-6	4-5	2-4-6	4	24	1 0 0 0 23
05 Chris Lofton	g 9-14	4-8	3-3	0-3-3	3	25	2 1 0 4 24
12 Ramar Smith	g 8-13	2-4	4-4	0-2-2	2	22	6 0 2 3 29
15 Jordan Howell	2-6	2-5	0-0	1-1-2	4	6	2 0 0 0 20
24 Tanner Wild	1-2	1-1	0-0	0-0-0	0	3	0 0 0 0 2
25 Josh Tabb	3-5	0-1	1-1	3-2-5	4	7	0 2 0 3 22
30 Ben Bosse	0-1	0-0	0-0	0-1-1	0	0	0 0 0 0 2
32 Duke Crews	4-9	0-0	4-8	8-3-11	1	12	1 1 1 0 20
34 Ryan Childress	1-3	0-1	2-2	0-4-4	1	4	0 2 0 0 17
TEAM				1-1-2			
Totals	43-73	14-27	21-30	16-27-45	20	121	25 6 4 11 200

TOTAL FG%	1st Half: 21-36 58.3%	2nd Half: 22-37 59.5%	Game: 58.9%
3-Pt. FG%	1st Half: 7-14 50.0%	2nd Half: 7-13 53.8%	Game: 51.9%
F Throw %	1st Half: 8-12 66.7%	2nd Half: 13-18 72.2%	Game: 70.0%

Officials: John Higgins, Paul Janssen, Earl Walton  
 Technicals: None  
 Attendance: 19,916

Score by Periods	1st	2nd	Total
Long Beach State	45	41	86
Tennessee	57	64	121

2007 South Region — Second Round

#5	<b>Tennessee</b> (24-10)	<b>77</b>
#4	<b>Virginia</b> (21-11)	<b>74</b>
<i>March 18, 2007 • Nationwide Arena • Columbus, Ohio</i>		

JaJuan Smith scored 13 of his 16 points in the second half, Ryan Childress scored all 10 of his points in the second half and Chris Lofton made six consecutive free throws in the final seconds as the Volunteers held off Virginia 77-74 in the second round of the NCAA Tournament to propel fifth-seeded Tennessee (24-10) to the round of 16 for the first time since 2000.

"When you reach the Sweet Sixteen at the University of Tennessee with the way we've had to rebuild, you've made a special place in history for yourself," Vols veteran Dane Bradshaw said.

The Vols had to hold on for dear life to advance past the second round. After taking a 10-point lead midway through the second half, Virginia came roaring back, cutting the lead to two after an Adrian Joseph basket.

But in the end, the Volunteers advanced by having their best player make the easiest shot of all. Lofton, the Southeastern Conference's Player of the Year, hit all six of his free throws in the last 27.7 seconds, keeping Tennessee ahead. He finished with 20 points.

"I started forcing shots," said Lofton, who was an uncharacteristic 4-of-16 from the field but 9-of-10 on free throws. "Coach (Pearl) kept telling me to be patient. Luckily, I got to the foul line and came through."

Virginia still had a chance as they got the ball back after Lofton's last made free throw, but point guard Sean Singletary missed an open 3-pointer with one second left.

In the opening minute, Reynolds and Lofton turned it into a game of H-O-R-S-E. Reynolds hit a 3-pointer from the top of the key on Virginia's first possession, and Lofton responded with a longer try a minute later.

The challenge was on, and Reynolds was on his game. He was at his best during an 18-3 spurt that gave Virginia a 36-25 lead.

Then, it was Tennessee's turn.

JaJuan Smith had a three-point play and a steal-and-layup during a 15-2 spurt early in the second half that put Tennessee ahead for good 54-44. At that point, Singletary brought Virginia back, cutting the lead to 61-59.

Smith ended the comeback by hitting a 3-pointer, then taking a charge from Singletary.

VISITORS: Tennessee 24-10				REBS			
	FG	3PT	FT	O-D-T	PF	TP	A TO Bl St Min
04 Wayne Chism	f 3-5	2-2	5-9	1-4-5	5	13	0 2 0 0 18
23 Dane Bradshaw	f 1-5	1-2	0-2	0-3-3	3	3	5 1 0 2 23
02 JaJuan Smith	g 6-13	3-7	1-1	1-1-2	2	26	2 2 0 3 32
05 Chris Lofton	g 4-16	3-9	9-10	1-2-3	2	20	2 1 0 1 33
12 Ramar Smith	g 1-4	0-2	5-8	1-5-6	5	7	1 5 0 0 32
15 Jordan Howell	0-1	0-1	0-0	0-0-0	0	1	1 0 0 0 10
25 Josh Tabb	1-2	0-1	0-0	1-1-2	3	2	0 2 0 0 13
32 Duke Crews	3-4	0-0	0-0	1-1-2	3	6	0 1 0 1 18
34 Ryan Childress	3-4	2-2	2-2	4-4-8	2	10	1 0 1 0 21
TEAM				2-6-8			
Totals	22-54	11-26	22-32	12-27-39	25	77	12 16 0 7 200

TOTAL FG%	1st Half: 10-29 34.5%	2nd Half: 12-25 48.0%	Game: 40.7%
3-Pt. FG%	1st Half: 6-16 37.5%	2nd Half: 10-15 50.0%	Game: 42.3%
F Throw %	1st Half: 9-16 56.3%	2nd Half: 13-16 81.3%	Game: 68.8%

HOME TEAM: Virginia 21-11				REBS			
	FG	3PT	FT	O-D-T	PF	TP	A TO Bl St Min
24 Mamadi Diane	f 0-4	0-4	0-0	0-1-1	4	0	0 1 1 1 33
33 Jason Cain	f 1-1	0-0	9-10	1-4-5	4	9	0 1 0 1 30
21 Tunji Soroye	c 0-2	0-0	2-2	1-2-3	2	2	0 0 3 1 21
02 J.R. Reynolds	g 8-16	4-11	6-6	0-1-1	2	26	0 3 0 1 34
44 Sean Singletary	g 4-14	1-7	10-12	1-5-6	4	19	5 6 0 0 1 39
01 Will Harris	0-0	0-0	0-0	0-0-0	0	0	0 0 0 0 1
11 Laurynas Mikalauskas	0-0	0-0	3-4	0-3-3	4	3	0 0 0 0 7
12 Jamil Tucker	1-2	1-1	0-0	0-0-2	2	3	0 0 0 0 6
30 Adrian Joseph	4-7	1-3	1-2	2-3-5	3	10	0 0 1 0 23
34 Ryan Pettinella	0-0	0-0	0-0	0-0-0	0	0	0 0 0 0 1
45 Solomon Tat	1-2	0-0	0-0	0-3-3	1	2	0 1 0 0 5
TEAM				1-1-2			
Totals	18-48	7-26	31-36	6-23-29	26	74	5 12 5 5 200

TOTAL FG%	1st Half: 21-36 58.3%	2nd Half: 22-37 59.5%	Game: 58.9%
3-Pt. FG%	1st Half: 7-14 50.0%	2nd Half: 7-13 53.8%	Game: 51.9%
F Throw %	1st Half: 8-12 66.7%	2nd Half: 13-18 72.2%	Game: 70.0%

Officials: John Higgins, Paul Janssen, Hal Lusk  
 Technicals: None  
 Attendance: 19,916

Score by Periods	1st	2nd	Total
Virginia	38	36	74
Tennessee	35	42	77

OUTLOOK  
PLAYERS  
STAFF  
REVIEW  
RESULTS  
RECORDS  
HONORS  
POSTSEASON  
VOLTMANAC  
MEDIA INFO



# ALL-TIME NCAA GAME RECAPS

## 2007 South Region — Regional Semifinal

#5	<b>Tennessee</b> (24-11)	<b>84</b>
#1	<b>Ohio State</b> (33-3)	<b>85</b>

March 22, 2007 • Alamodome • San Antonio, Texas

With talented freshman center Greg Oden mired in foul trouble, the top-seeded Buckeyes fell behind by 20 points before halftime. But senior Ron Lewis and fellow freshman Mike Conley bailed out Oden and lifted Ohio State past Tennessee, 85-84, in the semifinals of the NCAA South Regional.

"We played about as well in the first half, I think, as we can play," Tennessee coach Bruce Pearl said. "We're terribly disappointed. We've proven we can beat some of the best teams in the country. We've also proven we can come close to beating some of the best teams in the country."

Conley had nine of his 17 from the foul line - including the winner with 6.5 seconds left.

But Conley missed a second shot, giving Tennessee one last chance. Ramar Smith grabbed the rebound and went all the way to the rim with Conley defending him. Smith's shot went up just before time expired.

Then it was Oden to the rescue, swatting the ball into the Volunteers' cheerleaders, while Smith landed hard in front of the Tennessee bench.

After trailing 49-29 in the final minute of the first half, the Buckeyes got a little back with a three-point play in the final second before intermission. Then came a 16-5 spurt, keyed by six Conley free throws. Fittingly, his pair of foul shots tied it at 64.

Things went back and forth from there, with 6-9 Ryan Childress hitting two 3-pointers for Tennessee and Conley making a three-point play but also missing a pair of free throws.

Ohio State tied it at 79 with 2:44 left on David Lighty's eighth 3-pointer of the season. It was a biggie because the Buckeyes never trailed again.

SEC Player of the Year Chris Lofton scored 24 points to lead Tennessee. He was 6-of-13 on 3-pointers, including one that tied it at 82 only seconds after Lewis had put Ohio State ahead with a trey of his own.

Smith scored 15 points and JaJuan Smith added 14 points and eight rebounds. Childress had 12, hitting 4-of-5 behind the arc. Tennessee avoided Oden from the start by shooting 3-pointers over him, taking a slim lead. Then, he got his second foul with 10:48 to go in the half, and the Vols began attacking inside and out.

**NOTES:** Ohio State advanced all the way to the national championship game, where it fell to No. 1-seeded Florida 84-75.

### VISITORS: Tennessee 24-11

	FG	3PT	FT	O-D-T	PF	TP	A	TO	Bl	St	Min
04 Wayne Chism	f	2-7	0-4	2-4	1-0-1	4	6	1	0	0	19
23 Dane Bradshaw	f	1-4	1-3	2-2	0-2-2	3	5	4	3	1	26
02 JaJuan Smith	g	5-10	4-5	0-0	4-4-8	14	14	1	0	0	28
05 Chris Lofton	g	9-18	6-13	0-0	1-4-5	1	24	1	0	0	33
12 Ramar Smith	g	6-10	0-0	3-7	0-3-3	3	15	4	0	0	33
15 Jordan Howell	0-0	0-0	0-0	0-2-2	1	0	1	0	0	0	9
25 Josh Tabb	1-3	1-1	0-0	1-5-6	2	3	2	1	0	1	18
32 Duke Crews	2-5	0-0	1-4	2-1-3	3	5	0	2	0	0	17
34 Ryan Childress	4-5	4-5	0-0	1-2-3	3	12	0	0	0	0	17
TEAM				0-1-1							1
Totals	30-62	16-31	8-17	10-24-34	24	84	14	7	1	4	200

### HOME TEAM: Ohio State 33-3

	FG	3PT	FT	O-D-T	PF	TP	A	TO	Bl	St	Min
03 Ivan Harris	f	4-4	3-3	0-0	0-3-3	3	11	1	0	0	18
20 Greg Oden	c	2-2	0-0	5-6	0-3-3	4	9	0	1	4	18
01 Mike Conley Jr.	g	4-10	0-0	9-14	4-3-7	3	17	6	1	0	34
12 Ron Lewis	g	9-17	3-9	4-4	1-4-5	1	25	1	2	0	36
14 Jamar Butler	g	1-6	1-6	0-0	0-2-2	1	3	2	2	0	36
23 David Lighty	2-3	1-2	2-5	0-2-2	1	7	1	0	0	0	20
31 Daequan Cook	2-4	0-1	0-0	0-0-0	0	4	1	1	0	0	8
42 Matt Terwilliger	1-3	0-1	3-4	2-1-3	0	5	0	0	0	0	14
45 Othello Hunter	2-2	0-0	0-2	1-4-5	4	4	1	1	1	0	16
TEAM				0-3-3							0
Totals	27-51	8-22	23-35	8-25-33	17	85	13	8	5	3	200
TOTAL FG%	1st Half: 19-34 55.9%	2nd Half: 11-28 39.3%	Game: 48.4%								
3-Pt. FG%	1st Half: 9-15 60.0%	2nd Half: 7-16 43.8%	Game: 51.6%								
F Throw %	1st Half: 2-5 40.0%	2nd Half: 6-12 50.0%	Game: 47.1%								

**Officials:** David Libbey, Patrick Driscoll, Jamie Luckie  
**Technicals:** None  
**Attendance:** 26,776

Score by Periods	1st	2nd	Total
Tennessee	49	35	84
Ohio State	32	53	85

## 2008 East Region — First Round

#15	<b>American</b> (21-12)	<b>57</b>
#2	<b>Tennessee</b> (30-4)	<b>72</b>

March 21, 2008 • BJCC Arena • Birmingham, Ala.

Tennessee avoided a massive first-round upset in the NCAA Tournament, breaking away from American 72-57 in the first round of the East Regional.

Believing the Volunteers deserved better than the No. 2 seed given them, guard JaJuan Smith wrote "No. 1 seed" on his orange-and-white sneakers. Facing a team making its NCAA Tournament debut, it was hardly a walkover.

Sluggish at the start and outthrust nearly the whole way, the second-seeded Vols turned it on late to avoid the upset.

Ahead 53-51 with 5:45 left, Tennessee held the 15th-seeded Eagles to only one basket the rest of the way.

"We just weren't playing our game," Smith said. "We were a little sloppy, but we turned it on at the end."

Smith finished with 19 points. Wayne Chism added 16 and helped Tennessee wear down the Eagles.

Tied at 40 with 11 minutes left, Tennessee finally put together a 10-0 run with Smith hitting a big 3-pointer. A pair of treys by Brian Gilmore gave American its late chance.

"I thought they came in confident. I thought they came in knowing that they could play with us," UT head coach Bruce Pearl said.

Garrison Carr, the MVP of the Patriot League Tournament, poured in 24 points. The sharpshooter tried to keep American close all by himself, taking on the whole Tennessee team in a game of H-O-R-S-E. The Vols threw five different defenders at him, hoping to weave through a staggered series of hard picks.

"One person can't guard him. He comes off eight or nine screens," All-American Tennessee guard Chris Lofton said. "I had to take a break in the first half. I was dead."

Tennessee relies on a controlled brand of chaos, but they struggled at the start, and Lofton was a non-factor. Starting UT point guard Ramar Smith sat out the first half.

The Eagles threw their bodies around more than the Vols and held a 39-27 rebounding edge, including 18-6 on the offensive end.

### VISITORS: American 21-12

	FG	3PT	FT	O-D-T	PF	TP	A	TO	Bl	St	Min
34 Travis Lay	f	1-3	0-0	0-0	2-1-3	2	2	0	2	0	14
32 Cornelio Gumbunda	c	2-3	0-0	0-0	3-4-7	1	4	0	0	0	16
03 Derrick Mercer	g	4-12	1-3	0-2	0-3-3	4	9	3	3	0	39
05 Garrison Carr	g	9-21	6-15	2-2	0-2-2	3	26	2	3	0	140-
15 Frank Borden	g	0-3	0-1	0-0	3-5-8	5	0	2	5	0	33
04 Frane Markusovic	0-0	0-0	0-0	0-0-0	0	0	0	0	0	0	0+
14 Brian Gilmore	4-11	2-5	3-6	4-2-6	2	13	1	1	0	4	27
21 Nick Hendra	1-2	0-1	0-0	1-2-3	3	2	0	4	1	0	7
22 Steve Luptak	0-0	0-0	0-0	0-0-0	0	0	0	0	0	0	0+
25 Romone Penny	0-0	0-0	0-0	0-0-0	1	0	0	1	0	0	1
33 Bryce Simon	0-0	0-0	0-0	0-0-0	0	0	0	0	0	0	0+
44 Jordan Nichols	0-3	0-0	1-2	3-2-5	5	1	1	2	0	0	23
TEAM				2-0-2							1
Totals	21-58	9-25	6-12	18-21-39	26	57	9	22	3	5	200

TOTAL FG% 1st Half: 9-29 31.0% 2nd Half: 12-29 41.4% Game: 36.2%  
 3-Pt. FG% 1st Half: 2-8 25.0% 2nd Half: 7-17 41.2% Game: 36.0%  
 F Throw % 1st Half: 2-4 50.0% 2nd Half: 4-8 50.0% Game: 50.0%

### HOME TEAM: Tennessee 30-4

	FG	3PT	FT	O-D-T	PF	TP	A	TO	Bl	St	Min
01 Tyler Smith	f	4-8	0-1	6-8	1-6-7	2	14	6	1	1	36
04 Wayne Chism	f	6-10	2-3	2-3	2-5-7	5	16	0	2	0	24
02 JaJuan Smith	g	7-12	4-8	1-2	0-1-1	1	19	2	2	0	33
05 Chris Lofton	g	1-7	0-5	3-4	1-2-3	1	5	0	3	0	33
15 Jordan Howell	g	0-2	0-2	0-0	0-1-1	2	0	2	1	0	13
12 Ramar Smith	0-0	0-0	4-6	0-0-2	2	4	2	0	0	0	14
22 Steven Pearl	0-0	0-0	0-0	0-0-0	0	0	0	0	0	0	0+
25 Josh Tabb	0-0	0-0	0-0	0-0-0	1	0	0	1	0	0	7
30 J.P. Prince	1-3	0-0	6-8	0-2-2	1	8	1	3	0	3	21
32 Duke Crews	2-2	0-0	0-0	0-2-1	4	0	1	2	1	1	15
33 Brian Williams	1-1	0-0	0-0	0-0-0	2	0	0	0	0	0	3
34 Ryan Childress	0-0	0-0	0-0	0-0-0	0	0	0	0	0	0	1
TEAM				2-0-2							0
Totals	22-45	6-19	22-31	6-21-27	16	72	13	14	3	12	200

TOTAL FG% 1st Half: 10-22 45.5% 2nd Half: 12-23 52.2% Game: 48.9%  
 3-Pt. FG% 1st Half: 2-11 18.2% 2nd Half: 4-8 50.0% Game: 31.6%  
 F Throw % 1st Half: 7-8 87.5% 2nd Half: 15-23 65.2% Game: 71.0%

**Officials:** Zelton Steed, Gerry Pollard, Chris Rastaher  
**Technicals:** None  
**Attendance:**

Score by Periods	1st	2nd	Total
American	22	35	57
Tennessee	29	43	72

2008 East Region — Second Round

#7	<b>Butler</b> (30-4)	<b>71</b>
#2	<b>Tennessee</b> (31-4)	<b>OT 76</b>
<i>March 23, 2008 • BJCC Arena • Birmingham, Ala.</i>		

Tennessee scrapped, pounded, grabbed and survived. The second-seeded Vols mostly ditched the glamorous 3-pointer and got physical in the second-round, moving on with a 76-71 overtime victory over Butler.

Vols senior JaJuan Smith hit four straight free throws in the final 13.6 seconds of overtime, and the Vols advanced to their second consecutive Sweet Sixteen.

Tennessee scored 38 points in the paint, had five players with multiple fouls by halftime and made only two 3-pointers in the final 40 minutes against the Bulldogs.

"Fatigue was a factor for them at some point, because of the way we guarded them," UT coach Bruce Pearl said. "We really played great defense tonight and did what we needed to do on the boards."

The Vols scored six straight points inside after the Bulldogs took their first lead in the final two minutes of overtime, including point guard Ramar Smith's basket with 27 seconds left to make it 72-68.

Butler's Pete Campbell followed a missed shot to make it 72-70 with 16 seconds left. JaJuan Smith then made both free throws.

Wayne Chism led foul-plagued Tennessee with 16 points, while Tyler Smith added 15 and eight rebounds and JaJuan Smith had 11. J.P. Prince had nine points, seven rebounds, five assists -- and six of the Vols' 20 turnovers.

The Bulldogs, who couldn't catch up to UT for the first 37-plus minutes, took their first lead on A.J. Graves' short jumper in the paint to make it 68-66 with 1:46 left in overtime. Ramar Smith and Chism both scored inside as UT reclaimed the lead inside the final minute.

Tyler Smith then blocked Graves from behind, and Chism won the scramble for the loose ball and called timeout with 33 seconds left.

Ramar Smith then scored, coming up with a big play after losing his starting job to J.P. Prince, an Arizona transfer who made his first start for Tennessee.

Graves led Butler with 21 points. Campbell, who made eight 3-pointers in the first round, added 12 points and Willie Veasley had 11.

The Vols tried to set the tone early, sinking three 3-pointers and forcing five turnovers in the first five minutes en route to a 21-8 lead.

VISITORS: Butler 30-4		REBS									
	FG	3PT	FT	O-D-T	PF	TP	A	TO	Bl	St	Min
01 Julian Betko	f	1-1	1-1	1-2	1-3-4	3	4	0	1	0	24
02 Drew Streicher	f	1-3	1-2	1-2	2-3-5	3	4	2	0	0	3
05 Matt Howard	f	1-7	0-0	2-3	3-2-5	5	4	1	1	0	23
04 A.J. Graves	g	6-18	3-12	6-6	0-3-3	4	21	2	4	0	43
10 Mike Green	g	4-17	1-4	6-10	2-5-7	5	15	5	6	0	39
02 Shawn Vanzant	0	0-0	0-0	0-0	0-2-2	1	0	1	1	0	6
03 Zach Hahn	0	0-0	0-0	0-0	0-0-0	0	0	0	1	0	1
21 Willie Veasley	5-7	0-0	1-3	1-2-3	2	11	0	0	1	0	24
24 Avery Jukes	0-0	0-0	0-0	0-0-0	0	0	0	0	0	0	0
34 Pete Campbell	4-8	3-7	1-2	3-2-5	2	12	0	0	0	0	23
TEAM											
Totals	22-61	9-26	18-28	15-24-39	25	71	11	14	1	11	225

TOTAL FG%	1st Half: 10-25 40.0%	2nd Half: 9-28 32.1%	Game: 36.1%
3-Pt. FG%	1st Half: 6-14 42.9%	2nd Half: 2-9 22.2%	Game: 34.6%
F Throw %	1st Half: 8-14 57.1%	2nd Half: 9-12 75.0%	Game: 64.3%

HOME TEAM: Tennessee 31-4		REBS									
	FG	3PT	FT	O-D-T	PF	TP	A	TO	Bl	St	Min
01 Tyler Smith	f	4-9	0-0	7-8	1-7-8	4	15	0	7	1	0
04 Wayne Chism	f	6-11	1-4	3-5	2-4-5	4	16	2	3	1	29
02 JaJuan Smith	g	3-9	1-6	4-4	1-4-5	3	11	1	0	0	37
05 Chris Lofton	g	3-11	3-7	0-0	1-4-5	3	9	2	1	0	31
30 J.P. Prince	g	4-5	0-0	1-2	5-2-7	3	9	5	6	1	0
12 Ramar Smith	4-8	0-2	0-3	1-2-3	4	8	1	2	0	0	18
15 Jordan Howell	0-0	0-0	1-2	0-0-0	0	0	0	0	0	0	5
22 Steven Pearl	0-0	0-0	0-0	0-0-0	0	0	0	0	0	0	0+
25 Josh Tabb	1-1	0-0	0-0	0-0-0	1	2	0	0	0	0	12
32 Duke Crews	0-3	0-0	2-2	2-4-6	2	2	0	1	0	0	13
33 Brian Williams	1-2	0-0	1-3	1-3-4	0	3	1	0	0	1	11
34 Ryan Childress	0-0	0-0	0-0	0-0-0	0	0	0	0	0	0	1
TEAM											
Totals	26-59	5-19	19-29	16-30-46	24	76	12	20	3	5	225

TOTAL FG%	1st Half: 13-25 52.0%	2nd Half: 9-26 34.6%	Game: 44.1%
3-Pt. FG%	1st Half: 4-9 44.4%	2nd Half: 0-8 0.0%	Game: 26.3%
F Throw %	1st Half: 8-12 66.7%	2nd Half: 7-10 70.0%	Game: 65.5%

Officials: Bob Donato, Jeffrey Nichols, Michael Scypfers  
 Technicals: None.  
 Attendance: 11,092

Score by Periods	1st	2nd	OT	Total
Butler	34	29	8	71
Tennessee	38	25	13	76

2008 East Region — Regional Semifinal

#3	<b>Louisville</b> (26-8)	<b>79</b>
#2	<b>Tennessee</b> (31-5)	<b>60</b>
<i>March 27, 2008 • Charlotte Bobcats Arena • Charlotte, N.C.</i>		

One of the most successful seasons in Tennessee basketball history came to a close as third-seeded Louisville downed the second-seeded Volunteers 79-60 in in the East Regional final.

Earl Clark scored 17 points and had 12 rebounds, and UL head coach Rick Pitino's mix of defenses made life miserable for SEC Champion Tennessee.

After Louisville's two blowout wins earlier in the tournament, Pitino's signature zone and pressure limited the high-scoring Volunteers to 34-percent shooting.

"I've been coaching a long time and never has the tempo of the game been dictated so much by an opponent," UT coach Bruce Pearl said. "We usually dictate tempo. We attacked the pressure and we had an opportunity to hurt the press, but we just didn't finish."

Louisville nearly blew all of a 16-point first-half lead, only to take control midway through the second half.

All-American guard Chris Lofton scored 15 points for Tennessee, but was 3-for-15 in his final game as a Vol.

"They wouldn't leave me," Lofton said. "It was tough to get my shot off. They're a great defensive team."

After a slow start, Tennessee got within 37-36 early in the second half thanks to its own defensive pressure, which forced 20 turnovers.

But then the springy Clark, who had come on in the NCAA Tournament, had a driving layup, hit a baseline jumper and converted a three-point play during a 13-5 run.

Louisville's defense didn't allow Tennessee to get back in it again, and the Cardinals hit all nine free throws over the final five minutes to keep Tennessee at bay.

JaJuan Smith added 12 points for UT, and Tyler Smith had 11.

"This doesn't take much away from the finest season in the history of Tennessee basketball," Pearl said. "No team has accomplished the things these guys accomplished this year, and I'm awfully proud of them."

NOTES: Louisville lost to No. 1-seeded North Carolina 83-73 in the Elite Eight.

VISITORS: Louisville 27-8		REBS									
	FG	3PT	FT	O-D-T	PF	TP	A	TO	Bl	St	Min
01 Terrence Williams	f	4-7	0-1	4-7	2-6-8	0	12	3	2	2	1
03 Juan Palacios	f	1-1	1-1	0-0	0-2-2	1	3	1	0	0	0
04 David Padgett	c	4-5	0-0	2-4	2-6-8	4	10	3	4	0	15
33 Andre McGee	g	4-10	1-5	4-4	0-3-5	2	13	3	2	0	1
34 Jerry Smith	g	3-6	2-3	5-6	0-4-4	3	15	0	4	1	24
02 Preston Knowles	0	4-3	0-0	0-0-0	4	0	2	1	0	0	160
05 Earl Clark	7-10	0-1	3-4	2-10-12	2	17	2	3	4	2	28
10 Edgar Sosa	0-1	0-0	2-2	0-0-0	5	2	0	0	0	1	7
20 Will Scott	0-0	0-0	0-0	0-0-0	1	0	0	0	0	0	2
32 Derrick Carater	3-6	0-0	3-3	2-3-5	1	9	0	1	0	0	15
TEAM											
Totals	26-50	4-14	23-30	9-34-43	23	79	14	20	7	6	200

TOTAL FG%	1st Half: 12-29 41.4%	2nd Half: 14-21 66.7%	Game: 52.0%
3-Pt. FG%	1st Half: 4-12 33.3%	2nd Half: 0-2 0.0%	Game: 28.6%
F Throw %	1st Half: 9-10 90.0%	2nd Half: 9-10 70.0%	Game: 76.7%

HOME TEAM: Tennessee 31-5		REBS									
	FG	3PT	FT	O-D-T	PF	TP	A	TO	Bl	St	Min
01 Tyler Smith	f	3-9	0-1	5-8	3-1-4	4	11	1	2	0	1
04 Wayne Chism	f	3-4	1-1	2-2	0-4-4	4	9	0	1	0	24
02 JaJuan Smith	g	5-11	2-5	0-0	1-5-6	5	12	2	2	0	4
05 Chris Lofton	g	3-15	2-11	7-7	0-3-3	1	15	2	3	0	34
30 Prince, J.P.	g	1-3	0-1	0-0	0-1-1	4	2	2	4	0	27
12 Ramar Smith	2-9	0-0	2-7	0-0-0	4	6	3	3	0	2	28
22 Steven Pearl	0-0	0-0	0-0	1-1-2	0	0	0	0	0	0	2
25 Josh Tabb	0-0	0-0	0-0	0-1-1	0	0	0	0	0	0	4
32 Duke Crews	2-4	0-0	1-1	1-0-1	3	5	2	1	0	0	16
33 Brian Williams	0-0	0-0	0-0	0-2-2	0	0	0	1	0	0	7
34 Ryan Childress	0-1	0-1	0-0	0-0-0	1	0	0	0	0	0	3
TEAM											
Totals	19-56	5-20	17-25	8-20-28	26	60	12	17	1	11	200

TOTAL FG%	1st Half: 10-28 35.7%	2nd Half: 9-28 32.1%	Game: 33.9%
3-Pt. FG%	1st Half: 2-9 22.2%	2nd Half: 3-11 27.3%	Game: 25.0%
F Throw %	1st Half: 8-11 72.7%	2nd Half: 9-14 64.3%	Game: 68.0%

Officials: Richard Cartmell, Verne Harris, Gerry Pollard  
 Technicals: Louisville-Preston Knowles, Tennessee-None.  
 Attendance: 19,092

Score by Periods	1st	2nd	Total
Louisville	37	42	79
Tennessee	30	30	60

OUTLOOK

PLAYERS

STAFF

REVIEW

RESULTS

RECORDS

HONORS

POSTSEASON

VOLMANAC

MEDIA INFO



2009 East Region — First Round

#9	<b>Tennessee</b> (21-13)	<b>75</b>
#8	<b>Oklahoma State</b> (23-11)	<b>77</b>

March 20, 2009 • University of Dayton Arena • Dayton, Ohio

After 40 hard-fought minutes of basketball, Oklahoma State outlasted Tennessee to earn a 77-75 decision in the first round of the NCAA Tournament at University of Dayton Arena in Dayton, Ohio.

"We played a lot of good basketball out there today, and we played against a really good team, one of the better teams we played in a few weeks, and we're right there," UT head coach Bruce Pearl said.

Cowboys point guard Byron Eaton put his team ahead for good after a three-point play with 7.2 seconds showing on the clock. Eaton drove to the basket for a layup and made the ensuing free throw after being fouled by Vols forward Tyler Smith.

With one final shot for the Vols, Smith came off a ball screen and launched a 3-pointer, only to see it rim out at the buzzer.

"It's a shot that he takes and makes a lot at the end of practice," Pearl said. "I didn't want anybody else taking that last shot."

Smith led the Big Orange with 21 points, including a perfect 10-for-10 performance at the foul line. Redshirt freshman guard Cameron Tatum followed with 12 points, and junior Wayne Chism added 11 points.

Paced by Eaton's 20 points, Oklahoma State also received a lift from Marshall Moses' double-double performance of 16 points and 11 rebounds.

The game concluded Tennessee's fourth consecutive NCAA Tournament bid under Pearl.

**NOTES:** Oklahoma State lost to No. 1-seeded Pittsburgh 84-76 in the second round.

VISITORS: Tennessee 21-13		FG		3PT		FT		REBS		PF		TP		A		TO		Bl		St		Min	
01	Smith, Tyler	f	5-10	1-4	10-10	2-0-2	3	21	3	2	0	0	0	36									
04	Chism, Wayne	c	4-14	3-9	0-0	2-4-6	4	11	1	4	1	0	28										
03	Maze, Bobby	g	2-5	2-5	0-0	0-1-1	0	6	5	0	0	0	27										
30	Prince, J.P.	g	2-3	0-0	0-2	1-4-5	2	4	2	1	0	3	24										
32	Hopson, Scotty	g	3-9	1-6	1-1	0-2-2	2	8	3	1	0	1	31										
05	Negedu, Emmanuel	2-2	0-0	2-4	2-1-3	0	6	0	0	0	0	0	6										
23	Tatum, Cameron	4-8	3-7	1-1	0-2-2	3	12	0	1	0	0	0	23										
25	Tabb, Josh	1-2	1-2	2-3	0-2-2	1	5	1	0	0	0	0	9										
33	Williams, Brian	1-3	0-0	0-0	1-1-2	1	2	1	2	0	0	0	16										
TEAM		3-0-3																					
Totals		24-56	11-33	16-21	11-17-28	16	75	16	11	1	4	200											

TOTAL FG%	1st Half: 12-30 40.0%	2nd Half: 12-26 46.2%	Game: 42.9%
3-Pt. FG%	1st Half: 5-15 33.3%	2nd Half: 6-18 33.3%	Game: 33.3%
F Throw %	1st Half: 5-7 71.4%	2nd Half: 11-14 78.6%	Game: 76.2%

HOME TEAM: Oklahoma State 23-11		FG		3PT		FT		REBS		PF		TP		A		TO		Bl		St		Min	
33	Moses, Marshall	f	8-10	0-0	0-0	5-6-11	3	16	1	1	0	0	31										
00	Eaton, Byron	g	7-10	0-1	6-7	1-0-1	4	20	7	6	0	0	36										
01	Harris, Terrel	g	5-11	1-6	4-5	0-4-4	4	15	2	2	0	1	34										
12	Page, Keiton	g	2-6	2-6	0-0	0-1-1	2	6	2	0	0	0	33										
23	Anderson, James	g	4-8	2-4	0-1	2-4-6	4	10	1	3	0	2	31										
02	Muonelo, Obi	3-7	2-4	0-0	0-7-7	2	8	0	0	0	2	22											
04	Brown, Anthony	1-1	0-0	0-0	0-0-0	0	2	0	0	0	0	9											
15	Sidorakis, Nick	0-0	0-0	0-0	0-0-0	0	0	0	0	0	0	4											
TEAM		1-1-1																					
Totals		30-53	7-21	10-13	8-23-31	20	77	13	12	0	5	200											

TOTAL FG%	1st Half: 15-27 55.6%	2nd Half: 15-26 57.7%	Game: 56.6%
3-Pt. FG%	1st Half: 4-13 30.8%	2nd Half: 3-8 37.5%	Game: 33.3%
F Throw %	1st Half: 4-5 80.0%	2nd Half: 6-8 75.0%	Game: 76.9%

**Officials:** Michael Roberts, Brian O'Connell, Mike Sanzere  
**Technical:** Tennessee-None. Oklahoma State-Moses, Marshall; TEAM.  
**Attendance:** 12,499

Score by Periods	1st	2nd	Total
Tennessee	34	41	75
Oklahoma State	38	39	77

2010 Midwest Region — First Round

#11	<b>San Diego State</b> (25-9)	<b>59</b>
#6	<b>Tennessee</b> (26-8)	<b>62</b>

March 18, 2010 • Dunkin' Donuts Center • Providence, R.I.

Melvin Goins made his fourth 3-pointer with 19 seconds left after San Diego State cut the deficit to one point, and Tennessee held off the Aztecs 62-59 at the Dunkin' Donuts Center in Providence, R.I., to advance to the second round of the NCAA Tournament.

Goins and J.P. Prince scored 15 points apiece for the sixth-seeded Volunteers on coach Bruce Pearl's 50th birthday.

"That was a very defensive-minded game," Pearl said. "Both teams can really defend. The way we won the game was the way the kids have been winning all year long — really resilient. We didn't play very well. San Diego State had a lot to do with that."

D.J. Gay had 16 points for No. 11 seed San Diego State, which won the Mountain West Conference. Future NBA standout Kawhi Leonard scored 12 with 10 rebounds for SDSU, but he missed a well-guarded 3-pointer at the buzzer that would have tied it.

Making their fifth straight tournament appearance, the Vols did their best to erase the memory of last year's first-round loss to Oklahoma State — the only time they've failed to win a game in the tournament under Pearl (a native of nearby Sharon, Mass.).

Up six before Gay's 3-pointer made it 53-50 with 4:15 left, the Vols made it a five-point lead on Bobby Maze's free throws. Kelvin Davis hit a pair of free throws and Billy White made a jumper for San Diego State to make it 55-54 with just under two minutes left.

Brian Williams and Gay exchanged free throws, then J.P. Prince missed a pair of foul shots with 47 seconds left and the Vols still nursing a one-point lead. But Wayne Chism grabbed the rebound, and Tennessee ran another 28 seconds off the clock before Goins hit a 3-pointer to make it 60-56.

"I think the shot clock was at about seven seconds," said Goins, who was right in front of the Tennessee bench when he got the ball. "Even before I got the ball, I heard coach yelling, 'Stick, stick, stick.' That gave me confidence to shoot."

Goins then fouled Gay during a 3-point attempt, and the San Diego State guard made all three foul shots. But Chism made two free throws at the other end with 7.4 seconds left and then hustled to contest Leonard on the final shot.

Goins was 4 for 5 from 3-point range, and the Vols went 8 for 17 from beyond the arc.

VISITORS: San Diego State 25-9		FG		3PT		FT		REBS		PF		TP		A		TO		Bl		St		Min	
15	Leonard, Kawhi	f	5-15	0-4	2-2	3-7-10	3	12	2	2	3	2	33										
32	White, Billy	f	3-7	0-0	1-2	0-1-1	1	7	1	2	0	0	29										
04	Thomas, Malcolm	c	2-6	0-0	4-6	1-3-4	2	8	4	3	2	1	38										
23	Gay, D.J.	g	4-8	2-6	6-6	0-3-3	2	16	1	1	0	0	40										
04	Davis, Kelvin	g	4-6	1-3	2-3	0-3-3	3	11	0	1	0	0	28										
03	Shelley, Tyrone	0-3	0-1	0-0	1-0-1	1	0	1	0	0	0	0	3										
05	Carlwell, Brian	1-3	0-1	1-2	5-1-6	0	3	0	0	0	0	13											
22	Tapley, Chase	1-4	0-3	0-0	0-2-2	4	2	1	1	1	0	0	16										
TEAM		1-2-3																					
Totals		20-52	3-18	16-21	11-22-33	16	59	10	6	3	200												

TOTAL FG%	1st Half: 9-28 32.1%	2nd Half: 11-24 45.8%	Game: 38.5%
3-Pt. FG%	1st Half: 2-12 16.7%	2nd Half: 1-6 16.7%	Game: 16.7%
F Throw %	1st Half: 6-8 75.0%	2nd Half: 10-13 76.9%	Game: 76.2%

HOME TEAM: Tennessee 26-8		FG		3PT		FT		REBS		PF		TP		A		TO		Bl		St		Min	
04	Chism, Wayne	f	4-12	1-3	2-2	1-4-5	3	11	0	2	1	1	35										
33	Williams, Brian	c	0-3	0-0	2-2	3-5-8	4	2	1	1	0	0	22										
03	Maze, Bobby	g	3-7	1-2	4-4	0-0-0	2	11	2	0	0	0	23										
30	Prince, J.P.	g	5-9	0-1	5-8	3-3-6	2	15	2	2	1	1	32										
32	Hopson, Scotty	g	3-9	2-5	0-0	1-2-3	2	8	3	3	0	1	26										
13	McBee, Skylar	0-2	0-1	0-0	0-1-1	1	0	0	0	0	0	0	5										
20	Hall, Kenny	0-1	0-0	0-0	2-0-2	1	0	1	0	0	0	0	8										
21	Goins, Melvin	5-7	4-5	1-2	0-1-1	1	15	0	0	0	0	19											
22	Pearl, Steven	0-1	0-0	0-0	1-1-2	2	0	1	0	0	0	15											
23	Tatum, Cameron	0-1	0-0	0-0	0-1-1	1	0	0	2	1	0	15											
TEAM		2-1-3																					
Totals		20-52	8-17	14-18	13-19-32	19	62	10	11	3	3	200											

TOTAL FG%	1st Half: 13-29 44.8%	2nd Half: 7-23 30.4%	Game: 38.5%
3-Pt. FG%	1st Half: 4-9 44.4%	2nd Half: 4-8 50.0%	Game: 47.1%
F Throw %	1st Half: 4-6 66.7%	2nd Half: 10-12 83.3%	Game: 77.8%

**Officials:** Paul H. Janssen, Gerry D. Pollard, Sean Casady  
**Technical:** San Diego State-None. Tennessee-None  
**Attendance:** 10,788

Score by Periods	1st	2nd	Total
San Diego State	26	33	59
Tennessee	34	28	62



2010 Midwest Region — Second Round

#14	<b>Ohio</b> (22-15)	<b>68</b>
#6	<b>Tennessee</b> (27-8)	<b>83</b>

March 20, 2010 • Dunkin' Donuts Center • Providence, R.I.

J.P. Prince scored 18 points and Scotty Hopson had 17 to lead sixth-seeded Tennessee to an 83-68 victory over Ohio at the Dunkin' Donuts Center in Providence, R.I., helping the Volunteers reach their third Sweet Sixteen in four years.

"J.P. Prince was the best player in this regional," UT head coach Bruce Pearl said. "He played as well as any player in the tournament this weekend."

Tennessee earned a matchup with No. 2-seed Ohio State in St. Louis. The Volunteers have never gotten past the third round, including losses to Ohio State and Louisville under Pearl in 2007 and 2008.

"I've been there twice already and came up short twice," said Wayne Chism, who had nine points and 12 rebounds. "I'm happy to be back on that stage again, I can't wait to get there."

Chism joined former Tennessee All-Americans Chris Lofton and Dale Ellis as the only Vols ever to score 100 career points in the NCAA Tournament, as his nine-game total stands at 101.

Tommy Freeman scored 23 points for Ohio, which was the lowest-seeded team to get out of the first round. But he didn't get enough help from Armon Bassett and D.J. Cooper, the guards who starred in a first-round victory over third-seeded Georgetown before combining for 23 points on seven-for-23 shooting against Tennessee.

"The plan from the jump was to stop those guards," UT junior center Brian Williams said, "and then dominate underneath and on the boards."

The Vols did just that, outscoring the Mid-American Conference champions, 58-12, in the paint and winning the battle of the boards 41-33.

The Bobcats trailed by six points midway through the second half before the Volunteers went on a 10-1 run to put it away.

The Volunteers took the lead with an 18-2 run that started with 12 minutes left in the first half, turning a two-point deficit into a 14-point lead. Ohio kept firing 3-point shots — they attempted 26 in the game, making 10 — but never got any closer than 50-45.

"Our top five guys aren't necessarily going to win in this tournament, but our 10 can," said Pearl, whose bench held a 28-0 advantage over the Bobcats. "This is a team with many dimensions, and when we defend and rebound we've got a chance to win."

VISITORS: Ohio 22-15

	FG	3PT	FT	REBS	PF	TP	A	TO	Bl	St	Min
01 Washington, De. f	4-13	0-0	8-12	6-2-8	3	16	2	1	2	1	38
24 Freeman, Tommy f	8-13	6-11	1-1	0-1-1	3	23	0	2	0	1	33
12 van Kempen, Kenneth c	3-7	0-0	0-0	0-3-3	3	6	1	0	0	0	32
00 Bassett, Armon g	2-10	1-6	2-6	0-5-5	3	7	6	7	0	3	40-
05 Cooper, D.J. g	5-13	3-8	3-7	3-3-6	1	16	5	4	0	2	40
03 Baltic, Ivo	0-0	0-0	0-0	0-0-0	1	0	0	0	0	0	0+
04 McKinley, David	0-0	0-0	0-0	0-0-0	0	0	0	0	0	0	0+
11 Adedeji, Adetunji	0-0	0-0	0-0	0-0-0	0	0	0	0	0	0	0+
30 Keely, Reggie	0-1	0-0	0-0	1-3-4	1	0	1	0	1	0	10
44 Sayles, Asown	0-1	0-1	0-0	1-0-1	2	0	0	0	0	0	7
Team				3-2-5							
Totals	22-58	10-26	14-26	14-19-33	17	68	15	14	1	9	200

TOTAL FG%	1st Half: 9-26 34.6%	2nd Half: 13-32 40.6%	Game: 37.9%
3-Pt. FG%	1st Half: 5-11 45.5%	2nd Half: 5-15 33.3%	Game: 38.5%
F Throw %	1st Half: 4-9 44.4%	2nd Half: 10-17 58.8%	Game: 53.8%

HOME TEAM: Tennessee 27-8

	FG	3PT	FT	REBS	PF	TP	A	TO	Bl	St	Min
04 Chism, Wayne f	3-7	1-1	2-2	0-12-12	2	9	4	0	1	1	33
33 Williams, Brian c	4-6	0-0	0-0	4-8-12	4	8	2	0	2	0	24
03 Maze, Bobby g	1-5	0-2	1-2	1-3-4	3	9	2	0	2	0	29
30 Prince, J.P. g	7-9	0-0	4-7	1-3-4	4	18	3	2	0	1	24
32 Hopson, Scotty g	7-9	2-3	1-2	0-0-0	3	17	0	3	0	1	24
00 Woolridge, Renaldo	0-0	0-0	0-0	0-0-0	0	0	0	0	0	0	0+
13 McBee, Skylar	0-0	0-0	0-0	0-1-1	0	0	0	0	0	0	0+
20 Hall, Kenny	2-2	0-0	0-0	0-0-0	1	4	0	1	0	0	8
21 Goins, Melvin	1-2	0-1	0-0	0-0-0	1	2	1	3	0	1	12
22 Pearl, Steven	2-4	0-0	2-4	1-0-1	3	6	0	2	0	1	15
23 Tatum, Cameron	5-13	1-6	0-0	0-1-1	1	11	1	2	0	1	21
24 Bone, Josh	2-3	1-1	0-1	3-1-4	0	5	1	0	0	0	10
TEAM				1-1-2							
Totals	34-60	5-14	10-18	11-30-41	22	83	21	16	3	8	200

TOTAL FG%	1st Half: 15-26 57.7%	2nd Half: 19-34 55.9%	Game: 56.7%
3-Pt. FG%	1st Half: 4-8 50.0%	2nd Half: 1-6 16.7%	Game: 35.7%
F Throw %	1st Half: 4-6 66.7%	2nd Half: 6-12 50.0%	Game: 55.6%

Officials: Ed Corbett, Michael Stephens, Paul H. Janssen  
 Technicals: Ohio-None, Tennessee-None  
 Attendance: 11,271

Score by Periods	1st	2nd	Total
Ohio	27	41	68
Tennessee	38	45	83

2010 Midwest Region — Regional Semifinal

#2	<b>Ohio State</b> (29-8)	<b>73</b>
#6	<b>Tennessee</b> (28-8)	<b>76</b>

March 26, 2010 • Edward Jones Dome • St. Louis, Mo.

Brian Williams scored the go-ahead basket on a tip-in with 32 seconds left, Bobby Maze converted a pair of late free throws and J.P. Prince blocked a desperation 3-pointer at the buzzer, leading Tennessee past Ohio State 76-73 in the Midwest Region semifinal and into the NCAA Tournament's round of eight for the first time in UT's 101-year hardwood history.

Wayne Chism finished with 22 points — all but four in the second half — and 11 rebounds for the sixth-seeded Vols, who pulled out a back-and-forth tussle after going 0-5 in its previous regional semifinal chances.

As the final buzzer sounded, Tennessee players let out screams of joy and sprinted onto the court.

Ohio State's Evan Turner — the National Player of the Year — finished with 31 points, 21 in the second half, but the rest of the Buckeyes were just 3-of-16 from the field in the second half. Jon Diebler, so big for Ohio State in the first two rounds, shot 1-of-7 from 3-point range.

William Buford scored 15 points, and David Lighty added nine for OSU, which had won four of its previous five meetings against UT, including a matchup in the 2007 regional semifinals.

After making only three baskets in the first half, Turner surpassed that output in the first 5:12 of the second half. Lighty finally gave him some help, scoring on a layup to put Ohio State in front 59-56 with 7:37 to play.

But Tennessee responded with a 12-4 run, getting contributions from four different players.

Chism gave the Vols a 72-70 lead with 1:39 to play. Turner came up with yet another big play, swishing a 3-pointer from just beyond the arc with less than 42 seconds to go. But Williams, a big, bruising center, tipped in Prince's miss on a layup.

Turner missed at the other end and Kyle Madsen lost the ball under the basket. With less than 13 seconds left, Turner fouled Maze, who after a timeout, coolly blew a kiss to someone in the Tennessee fan section. He made both free throws, giving Tennessee a 76-73 lead.

Turner had two more opportunities — and he had knocked down last-second shots before. But this time, he missed from deep in the left corner, then got the ball back. His last shot from near the top of the key didn't even get to the rim, as Prince managed to elevate, extend his arm and make an athletic block.

"Turner got a little bit of a look, but it wasn't very good," Pearl said. "Now we're going to go see if we can live every kid's dream."

VISITORS: Tennessee 28-8

	FG	3PT	FT	REBS	PF	TP	A	TO	Bl	St	Min
04 Chism, Wayne f	9-16	1-3	3-4	5-6-11	1	22	1	3	1	0	35
33 Williams, Brian c	4-5	0-0	1-2	4-8-12	3	9	1	2	0	0	32
03 Maze, Bobby g	4-9	2-2	2-2	2-1-3	1	10	2	1	0	1	19
30 Prince, J.P. g	6-13	0-0	2-3	2-0-2	3	14	6	3	1	2	31
32 Hopson, Scotty g	1-5	0-3	1-1	2-2-4	3	3	1	5	0	0	23
20 Hall, Kenny	0-1	0-0	0-0	1-0-1	1	0	0	0	0	0	4
21 Goins, Melvin	2-8	0-2	0-0	1-0-1	3	4	0	0	0	1	22
22 Pearl, Steven	0-1	0-0	0-0	1-0-1	0	3	0	0	1	1	8
23 Tatum, Cameron	3-4	2-3	3-3	0-0-0	1	11	0	0	0	1	14
24 Bone, Josh	1-2	1-2	0-0	0-1-1	1	3	0	0	0	0	12
TEAM				2-3-5							
Totals	30-64	4-15	12-15	20-21-41	20	76	15	16	3	6	200

TOTAL FG%	1st Half: 15-33 45.5%	2nd Half: 15-31 48.4%	Game: 46.9%
3-Pt. FG%	1st Half: 4-8 50.0%	2nd Half: 0-7 0.0%	Game: 26.7%
F Throw %	1st Half: 5-7 71.4%	2nd Half: 7-8 87.5%	Game: 80.0%

HOME TEAM: Ohio State 29-8

	FG	3PT	FT	REBS	PF	TP	A	TO	Bl	St	Min
23 Lighty, David g	4-8	1-3	0-2	2-1-3	3	9	5	2	1	2	26
44 Buford, William g	5-13	2-5	3-4	0-4-4	2	15	3	0	0	2	29
52 Lauderdale, Dallas c	1-1	0-0	0-2	2-4-6	2	2	1	1	0	0	20
21 Turner, Evan g	10-23	2-4	9-9	4-3-7	4	31	5	6	1	1	40
33 Diebler, Jon g	1-8	1-7	0-0	0-0-0	2	3	0	0	0	1	10
02 Simmons, Jeremie	3-4	3-4	0-0	0-0-0	2	9	0	1	0	1	10
15 Madsen, Kyle	1-1	0-0	2-2	2-1-3	1	4	0	1	0	0	14
TEAM				3-3-6							
Totals	25-58	9-23	14-19	13-16-29	16	73	14	11	3	6	200

TOTAL FG%	1st Half: 15-27 55.6%	2nd Half: 10-31 32.3%	Game: 43.1%
3-Pt. FG%	1st Half: 6-11 54.5%	2nd Half: 3-12 25.0%	Game: 39.1%
F Throw %	1st Half: 6-8 75.0%	2nd Half: 8-11 72.7%	Game: 73.7%

Officials: Mike Kitts, Bryan Kersey, Don Daily  
 Technicals: Tennessee-None, Ohio State-None  
 Attendance: 26,377

Score by Periods	1st	2nd	Total
Tennessee	39	37	76
Ohio State	42	31	73

OUTLOOK

PLAYERS

STAFF

REVIEW

RESULTS

RECORDS

HONORS

POSTSEASON

VOLMANAC

MEDIA INFO



# ALL-TIME NCAA GAME RECAPS

## 2010 Midwest Region — Regional Final

#5	<b>Michigan State</b> (28-8)	<b>70</b>
#6	<b>Tennessee</b> (28-9)	<b>69</b>
<i>March 28, 2010 • Edward Jones Dome • St. Louis, Mo.</i>		

Tennessee outshot Michigan State, equaled the Spartans — statistically, the nation's best rebounders — on the boards and had one fewer turnover.

"The numbers look pretty good," Volunteers coach Bruce Pearl conceded, glancing at the box score.

But defensive lapses at the end of both halves during the Midwest Regional Final at the Edward Jones Dome doomed the Vols, as MSU advanced by a score of 70-69.

"This one won't go away... forever," Pearl said.

Tennessee led 41-37 as the last seconds ticked off before intermission. After a couple of missed shots, MSU retained possession with one second left when the ball went out of bounds under its basket.

Forward Draymond Green cut through the lane, took a pass from guard Durrell Summers and laid in a shot at the buzzer, halving the Vols' halftime edge.

After surviving a 14-1 Spartans run and charging back from an eight-point deficit in the second half, UT forged a 69-69 tie when Scotty Hopson made the first of two free throws with 11 seconds left. Hopson missed the second, setting up the final, decisive sequence.

Spartans guard Korie Lucious corralled the rebound, hustled into the frontcourt then dished to Green near the top of the circle. Green wheeled to his right and spied forward Raymar Morgan under the basket, waving his arms frantically.

Green whipped a pass to Morgan, who was fouled by UT senior guard J.P. Prince with 1.8 seconds remaining.

Morgan made the first free throw, then purposely clanked the next. The Vols called a timeout with 1.6 seconds left, but Prince's half-court heave at the buzzer fell short.

"We didn't get back defensively," Pearl said. "They got the ball way too close to the basket, got way too good a look."

Despite the wrenching defeat, Pearl declared that Tennessee took a "major step" by reaching its first-ever Elite Eight and posting the second-highest win total in school history (28).

"We came to this regional to win it and get to the Final Four," Pearl said. "But I'm proud of my seniors and proud of our basketball program."

**NOTES:** Michigan State lost to Butler 52-50 in the Final Four.

VISITORS: Tennessee 28-9												
	FG	3PT	FT	REBS	PF	TP	A	TO	Bl	St	Min	
04 Chism, Wayne	f	5-9	3-4	0-0	0-3-3	2	13	1	0	0	1	33
33 Williams, Brian	c	5-8	0-0	1-4	4-5-9	2	11	0	1	2	0	33
03 Maze, Bobby	g	3-9	1-4	2-2	0-0-0	1	9	3	2	0	1	22
30 Prince, J.P.	g	5-5	0-0	2-2	1-2-3	4	12	5	4	1	1	28
32 Hopson, Scotty	g	3-7	1-4	3-6	0-3-3	1	10	1	0	0	0	33
20 Hall, Kenny	0-1	0-0	0-0	1-0-1	0	0	0	0	0	0	0	3
21 Goins, Melvin	2-5	1-3	2-2	0-1-1	1	7	0	0	0	0	1	17
22 Pearl, Steven	0-0	0-0	0-0	1-1-2	1	0	0	1	0	2	11	
23 Tatum, Cameron	1-2	1-1	4-5	0-1-1	2	7	1	1	0	0	12	
24 Bone, Josh	0-1	0-0	0-0	1-0-1	1	0	0	1	0	0	8	
TEAM	2-13											
Totals	24-47	7-16	14-21	10-17-27	15	69	11	10	3	6	200	

TOTAL FG%	1st Half: 14-25 56.0%	2nd Half: 10-22 45.5%	Game: 51.1%
3-Pt. FG%	1st Half: 6-9 66.7%	2nd Half: 1-7 14.3%	Game: 43.8%
F-Throw %	1st Half: 7-9 77.8%	2nd Half: 7-12 58.3%	Game: 66.7%

HOME TEAM: Michigan State 28-8												
	FG	3PT	FT	REBS	PF	TP	A	TO	Bl	St	Min	
02 Morgan, Raymar	f	4-11	0-1	5-6	6-4-10	1	13	2	1	2	1	35
10 Roe, Delvon	f	1-4	0-0	1-2	0-0-0	4	3	1	1	3	1	20
50 Nix, Derrick	c	1-1	0-0	0-0	1-0-1	1	2	0	0	0	0	13
15 Summers, Durrell	g	8-10	4-6	1-1	1-3-4	3	21	1	2	0	0	29
34 Lucious, Korie	g	2-9	1-7	3-4	2-1-3	0	8	4	5	1	5	35
03 Allen, Chris	g	2-6	1-3	3-5	1-1-2	3	8	2	0	0	0	29
13 Thornton, Austin	1-1	0-0	0-0	0-0-0	4	2	0	0	0	0	0	5
20 Kebler, Mike	0-0	0-0	0-0	0-0-0	0	0	0	0	0	0	0	6
22 Dahliman, Isiah	0-0	0-0	0-0	0-1-1	0	0	0	0	0	0	0	0+
23 Green, Draymond	5-10	0-1	3-3	0-1-1	4	15	2	2	2	1	26	
41 Sherman, Garrick	0-0	0-0	0-0	0-2-2	0	0	0	0	0	0	0	2
TEAM	2-13											
Totals	24-52	6-18	16-21	13-14-27	20	70	12	11	8	8	200	

TOTAL FG%	1st Half: 14-29 48.3%	2nd Half: 10-23 43.5%	Game: 46.2%
3-Pt. FG%	1st Half: 2-9 22.2%	2nd Half: 4-9 44.4%	Game: 33.3%
F-Throw %	1st Half: 9-11 81.8%	2nd Half: 7-10 70.0%	Game: 76.2%

**Officials:** John Cahill, Patrick Driscoll, Michael Stephens  
**Technical:** Tennessee-None, Michigan State-None  
**Attendance:** 25,242

Score by Periods	1st	2nd	Total
Tennessee	41	28	69
Michigan State	39	31	70

## 2011 West Region — Second Round

#8	<b>Michigan</b> (21-13)	<b>75</b>
#9	<b>Tennessee</b> (19-15)	<b>45</b>
<i>March 18, 2011 • Time Warner Cable Arena • Charlotte, N.C.</i>		

Tennessee's NCAA Tournament run ended early as the Volunteers were dealt a 75-45 loss to eighth-seeded Michigan at Time-Warner Cable Arena in the second round of West Region action.

It was a tale of two halves for the Volunteers. During the first 20 minutes of play, UT shot 45 percent from the floor on 9-of-20 shooting and went 10-of-12 from the free-throw line. Trailing 33-29 at halftime, the game remained close until a stretch of Tennessee turnovers fueled a 16-0 Michigan run.

The Vols shot a humble 26 percent from the floor in the second half and only managed to get to the stripe four times. Michigan pulled away, outscoring UT 42-16 after shooting 18-of-28 in the second half.

To Michigan's credit, the undersized Wolverines out-rebounded Tennessee 36-26 and outscored UT in the paint 46-22. Both marks were nails the Vols had hung their hat on all year.

After a perfect 6-of-6 shooting performance in the first half, Tennessee Freshman All-American Tobias Harris went a scoreless 0-of-5 shooting in the second half. Still, the Dix Hills, N.Y., native led the Vols with 19 points.

"We just didn't play with heart out there," Harris said. "Michigan came out and made shots and we just did a terrible job of trying to cover them. On the offensive end, we rushed too many shots."

The loss marked the first time UT finished with fewer than 20 wins during head coach Bruce Pearl's tenure.

**NOTES:** The game marked the end of Bruce Pearl's six-year tenure as head coach, as he was relieved of his duties March 21, 2010 ... The game also was the first in NCAA Tournament history in which a team won a game despite failing to make a free throw; UM attempted just one ... Michigan lost to No. 1-seeded Duke 73-71 in the third round.

VISITORS: Tennessee 19-15												
	FG	3PT	FT	REBS	PF	TP	A	TO	Bl	St	Min	
12 Harris, Tobias	f	6-11	0-1	7-7	0-5-0	0	19	0	3	2	0	36
33 Williams, Brian	c	1-3	0-0	0-0	0-0-0	2	2	1	1	1	2	16
02 Goins, Melvin	g	0-3	0-3	2-2	0-4-4	1	2	2	3	0	1	27
23 Tatum, Cameron	g	2-9	1-6	0-1	0-1-1	3	5	4	4	1	0	27
32 Hopson, Scotty	g	1-5	1-3	1-2	0-2-2	2	4	0	3	0	0	21
01 McRae, Jordan	0-2	0-2	0-0	0-0-0	0	0	0	0	0	0	0	2
10 Hubert, Michael	0-0	0-0	0-0	0-0-0	0	0	0	0	0	0	0	1
11 Golden, Trae	2-3	0-0	2-2	0-0-0	6	2	1	0	1	1	14	
13 McBea, Skylar	1-2	1-2	0-0	0-1-1	2	3	0	1	0	0	20	
20 Hall, Kenny	1-2	0-0	0-0	1-3-4	0	2	1	1	1	0	18	
22 Pearl, Steven	0-1	0-0	0-0	3-1-4	2	0	0	1	0	0	6	
24 Bone, Josh	1-2	0-1	0-0	0-0-0	1	2	0	0	0	0	10	
25 Fields, John	0-0	0-0	0-0	0-1-1	0	0	0	0	0	0	1	
34 Maymon, Jeronne	0-0	0-0	0-2	1-1-2	0	0	0	0	0	0	1	
TEAM	1-12											
Totals	15-43	3-18	12-16	6-20-26	13	45	10	18	5	4	200	

TOTAL FG%	1st Half: 9-20 45.0%	2nd Half: 6-23 26.1%	Game: 34.9%
3-Pt. FG%	1st Half: 1-4 25.0%	2nd Half: 2-14 14.3%	Game: 16.7%
F-Throw %	1st Half: 10-12 83.3%	2nd Half: 2-4 50.0%	Game: 75.0%

HOME TEAM: Michigan 21-13												
	FG	3PT	FT	REBS	PF	TP	A	TO	Bl	St	Min	
52 Morgan, Jordan	f	5-6	0-0	0-1	3-0-3	2	10	0	1	1	1	19
00 Novak, Zack	g	5-10	4-6	0-0	2-8-10	2	14	2	2	0	0	35
01 Douglass, Stu	g	5-7	1-3	0-0	0-1-1	1	11	5	1	0	0	34
04 Morris, Darius	g	4-12	0-3	0-0	2-4-6	2	8	9	3	0	0	37
10 Hardaway Jr., Tim	g	5-9	1-3	0-0	1-4-5	3	11	3	1	2	0	30
05 Akunne, Eso	0-1	0-1	0-0	0-0-0	1	0	0	0	0	0	0	2
13 Vogrich, Matt	5-5	1-1	0-0	1-2-3	3	11	0	1	0	1	16	
15 Borford, Jon	0-0	0-0	0-0	0-1-1	1	0	0	0	0	0	1	
20 Bartelstein, Josh	0-0	0-0	0-0	0-0-0	0	0	0	0	0	0	1	
22 McLimans, Blake	1-2	0-1	0-0	0-2-2	2	0	0	0	0	0	5	
23 Smotzyck, Evan	3-11	2-7	0-0	2-2-4	2	8	0	1	1	1	16	
32 Pearson, Corey	0-1	0-1	0-0	0-0-0	0	0	0	0	0	0	1	
45 Christian, Colton	0-0	0-0	0-0	0-0-0	0	1	0	0	0	0	3	
TEAM	1-0-1											
Totals	33-64	9-26	0-1	12-24-36	17	75	20	11	2	5	200	

TOTAL FG%	1st Half: 15-36 41.7%	2nd Half: 18-28 64.3%	Game: 51.6%
3-Pt. FG%	1st Half: 3-15 20.0%	2nd Half: 6-11 54.5%	Game: 34.6%
F-Throw %	1st Half: 0-1 0.0%	2nd Half: 0-0 0.0%	Game: 0.0%

**Officials:** Ed Corbett, Gary H. Maxwell, Paul Faia  
**Technical:** None  
**Attendance:** 16,829

Score by Periods	1st	2nd	Total
Tennessee	29	16	45
Michigan	33	42	75

2014 Midwest Region — First Round

#11	<b>Iowa</b> (20-13)	<b>65</b>
#11	<b>Tennessee</b> (22-12)	<b>OT 78</b>
<i>March 19, 2014 • UD Arena • Dayton, Ohio</i>		

Tennessee advanced to the NCAA Tournament Second Round with a thrilling 78-65 comeback overtime victory over Iowa in the First Four at UD Arena.

Josh Richardson was tremendous after a slow start as he was 0-of-5 in the first half. The junior finished with 17 points -- all after halftime. Jordan McRae led the team with a team-high 20 points.

Jarnell Stokes posted his 20th double-double of the season with 18 points and 13 rebounds.

The Hawkeys were led by a pair of reserves that entered the game averaging a combined 9.6 points. Iowa's leading scorer Roy Devyn Marble (17.3 ppg) was limited to just seven points on 3-of-15 shooting from the floor.

After Marble sent the game to overtime, the Vols took over.

Stokes opened the scoring with a 3-point play to put Tennessee up 67-64. McRae's bucket put the Vols up by five with 3:55 left.

Tennessee took its first lead of the game on a 3-pointer by Antonio Barton with 3:07 left in the game. That put the Vols up 59-57. Iowa quickly answered as Marble converted a 3-point play nine seconds later. That put Iowa up 60-59.

Stokes gave the Vols back the lead at 61-60 on two free throws with 2:40 left in the game. Iowa came right back as Adam Woodbury laid one home with 2:24 on the clock.

Maymon powered up and scored with 54 seconds left to put Tennessee up 63-62. He was fouled and missed the free throw, but the rebound went off Iowa and the Vols retained possession.

Stokes was fouled with 25.5 left in the game and proceeded to make the first of two free throws.

Marble sent the game to overtime with a jumper in the paint with 17.5 on the clock. That tied the game at 64 all.

Down by as many as 12 in the first half and three at the half, the Vols saw Richardson tie the game at 37 on a 3-pointer with 14:37 left.

Iowa broke out of the gates scoring the game's first eight points as Tennessee missed its first seven shots from the floor. The Vols finally got on the scoreboard with 6:02 elapsed in the game on an Armani Moore runner.

**VISITORS: Iowa 20-13**

	FG	3PT	FT	REBS	PF	TP	A	TO	Bl	St	Min
01 Basabe, Melsahn	f	0-2	0-0	0-0	1-3	4	0	0	1	0	9
30 White, Aaron	f	1-5	0-1	5-6	0-7	3	7	2	1	1	36
34 Woodbury, Adam	c	8-11	0-0	0-0	4-4	4	16	1	1	0	30
04 Marble, Roy Devyn	g	3-15	0-6	1-1	0-1	2	7	5	0	1	36
10 Gesell, Mike	g	0-4	0-1	0-0	0-1	4	0	4	0	0	19
00 Olaseni, Gabriel	1	1-1	0-0	1-2	0-0	3	3	0	1	0	16
02 Oglesby, Josh	2-5	1-3	0-0	0-0	2	5	1	1	0	0	17
03 Jok, Peter	4-5	2-3	0-0	0-0	0	10	0	0	1	0	16
05 Clemmons, Anthony	1-1	0-0	0-0	0-1	1	2	0	1	0	0	4
15 McCabe, Zach	2-5	1-2	4-4	1-5	5	9	1	0	0	0	22
20 Uthoff, Jarrod	2-4	0-0	2-2	1-0	1	0	6	0	1	0	20
TEAM				0-1							
Totals	24-58	4-16	13-15	7-23	30	28	65	14	6	2	225

TOTAL FG%	1st Half: 12-23 52.2%	2nd Half: 12-27 44.4%	Game: 41.4%
3-Pt. FG%	1st Half: 3-7 42.9%	2nd Half: 1-5 20.0%	Game: 25.0%
F Throw %	1st Half: 2-2 100%	2nd Half: 10-11 90.9%	Game: 86.7%

**HOME TEAM: Tennessee 22-12**

	FG	3PT	FT	REBS	PF	TP	A	TO	Bl	St	Min
05 Stokes, Jarnell	f	5-7	0-0	8-11	4-9	13	2	18	0	0	39
34 Maymon, Jeronne	f	3-4	0-0	3-4	1-6	2	9	2	2	0	41
01 Richardson, Josh	g	6-13	1-5	4-4	3-5	3	17	2	2	0	32
02 Barton, Antonio	g	2-8	2-6	4-4	0-1	1	2	0	2	0	32
52 McRae, Jordan	g	6-15	2-6	6-7	1-3	4	20	3	3	1	42
04 Moore, Armani	2-3	0-1	0-0	0-2	0	4	3	0	0	0	14
10 Ndiaye, Rawane	0-0	0-0	0-0	0-0	0	0	0	0	0	0	1
15 Thompson, Darius	0-2	0-1	0-0	0-0	2	0	0	0	0	0	12
21 Davis, A.J.	0-0	0-0	0-0	0-1	0	0	0	0	0	0	1
23 Reese, Derek	0-2	0-2	0-0	0-0	3	0	1	0	0	0	9
24 Lopez, Brandon	0-0	0-0	0-0	0-0	0	0	0	0	0	0	1
25 Campbell, Galen	0-0	0-0	0-0	0-0	0	0	0	0	0	0	1
TEAM				1-0							
Totals	24-54	5-21	25-30	10-27	37	14	78	13	8	1	225

TOTAL FG%	1st Half: 10-26 38.5%	2nd Half: 12-24 50.0%	Game: 44.4%
3-Pt. FG%	1st Half: 1-10 10.0%	2nd Half: 4-10 40.0%	Game: 23.8%
F Throw %	1st Half: 5-6 83.3%	2nd Half: 10-13 76.9%	Game: 83.3%

**Officials:** Verne Harris, Michael Reed, Sean Casady (alternate: Mike Sanzere)  
**Technical:** Iowa-None. Tennessee-Stokes, Jarnell.  
**Attendance:** 11,534

Score by Periods	1st	2nd	OT	Total
Iowa	29	35	1	65
Tennessee	26	38	14	78

2014 Midwest Region — Second Round

#11	<b>Tennessee</b> (23-12)	<b>86</b>
#6	<b>Massachusetts</b> (24-9)	<b>67</b>
<i>March 21, 2014 • PNC Arena • Raleigh, N.C.</i>		

Tennessee won its second NCAA Tournament game in less than 48 hours as the Vols dominated UMass, 86-67, in the NCAA Tournament Second Round.

UMass was making its first NCAA appearance in 16 years.

Jarnell Stokes (career-high 26 points and 14 rebounds) and Jeronne Maymon (11 points and 11 rebounds) each posted double-doubles in the game. For Stokes, it was his 21st double-double of the year, one shy of Bernard King's school record of 22 in 1976-77.

With two double-doubles, the Vols had multiple double-doubles in an NCAA Tournament game for the second time in history. The only other came in 1977 when Ernie Grunfeld (26 points, 12 rebounds), Bernard King (23 points, 12 rebounds) and Reggie Johnson (17 points, 10 rebounds) achieved the feat in an overtime loss to Syracuse.

Stokes' 14 rebounds tied the Tennessee NCAA Tournament record for rebounds in a game. The record of 14 was previously reached by Isiah Victor (1999) and set by Reggie Johnson (1980).

Senior Jordan McRae finished with 21 points. Josh Richardson tallied 15 points.

UMass was led by senior Chaz Williams, who scored 12 and handed out five assists. Maxie Esho had 12 points and Derrick Gordon scored 10.

Tennessee shot 53.6 percent in the game, including 58.3 in the first half while the Vols' defense forced UMass into 42.4 percent shooting for the game.

After UMass scored the game's opening basket, Tennessee scored the next eight and the Vols led for the entire afternoon.

The Vols went up by as many as 23 points on a pair of Stokes' free throws with 8:36 left, making it 67-44.

The Vols dominated throughout the first half, taking a 41-22 lead at halftime behind 14 points from McRae. Tennessee held UMass to a season low in points for any half (22), as the Minutemen had 10 turnovers and shot just 33.3 percent from the floor.

**VISITORS: Tennessee 23-12**

	FG	3PT	FT	REBS	PF	TP	A	TO	Bl	St	Min
01 Richardson, Josh	g	5-7	0-2	5-7	1-2	3	15	5	1	2	30
02 Barton, Antonio	g	0-7	0-5	0-0	0-1	1	0	2	0	0	24
05 Stokes, Jarnell	f	7-11	0-0	12-13	4-10	14	3	26	2	5	0
34 Maymon, Jeronne	f	5-7	0-0	1-3	2-9	11	2	11	1	0	25
52 McRae, Jordan	g	9-16	2-6	1-1	0-1	0	21	2	3	1	31
04 Moore, Armani	2-3	0-0	0-1	1-1	2	4	1	0	0	0	18
10 Ndiaye, Rawane	0-1	0-0	0-0	1-2	1	0	0	1	0	0	6
15 Thompson, Darius	1-3	0-1	0-1	0-1	0	3	0	0	0	2	19
21 Davis, A.J.	0-0	0-0	0-0	0-0	0	0	0	0	0	0	2
23 Reese, Derek	0-0	0-0	3-4	0-1	2	3	0	0	0	0	8
24 Lopez, Brandon	0-0	0-0	0-0	0-1	0	0	0	0	0	0	2
25 Campbell, Galen	1-1	0-0	1-1	0-0	1	3	0	0	0	0	2
TEAM				1-0							
Totals	30-56	2-14	24-31	10-27	37	13	86	16	12	3	200

TOTAL FG%	1st Half: 17-33 51.5%	2nd Half: 13-23 56.5%	Game: 53.6%
3-Pt. FG%	1st Half: 0-9 22.2%	2nd Half: 5-0 0.0%	Game: 14.3%
F Throw %	1st Half: 5-8 62.5%	2nd Half: 19-23 82.6%	Game: 77.4%

**HOME TEAM: UMass 24-9**

	FG	3PT	FT	REBS	PF	TP	A	TO	Bl	St	Min
01 Esho, Maxie	f	5-5	0-0	2-3	5-16	4	12	1	0	0	26
02 Gordon, Derrick	g	4-9	0-0	2-2	0-3	3	10	1	2	0	21
03 Williams, Chaz	g	6-11	0-1	0-0	1-0	1	3	12	5	0	38
22 Carter, Sampson	f	2-4	2-2	0-0	1-2	1	6	1	2	0	30
25 Lalanne, Cady	f	4-10	0-1	0-0	1-6	7	8	0	1	1	30
00 Dyson, Demetrius	0-3	0-2	2-3	0-1	1	2	1	0	0	0	2
05 Santee, Clyde	0-0	0-0	0-0	0-0	1	0	0	0	0	0	10
11 Bergantino, Tyler	2-2	0-0	0-1	0-0	1	4	0	0	0	0	3
12 Davis, Trey	3-7	1-3	2-2	0-1	1	3	2	0	2	0	24
24 Berger, Seth	1-1	0-0	0-0	0-0	1	2	0	0	0	0	14
34 Putney, Raphael	1-4	0-2	0-0	1-2	2	2	1	1	0	1	2
TEAM				5-4							
Totals	28-66	3-11	8-11	14-19	33	21	67	12	13	1	200

TOTAL FG%	1st Half: 10-30 33.3%	2nd Half: 18-36 50.0%	Game: 42.4%
3-Pt. FG%	1st Half: 0-3 0.0%	2nd Half: 3-8 37.5%	Game: 27.3%
F Throw %	1st Half: 2-2 100%	2nd Half: 6-9 66.7%	Game: 72.7%

**Officials:** Michael Roberts, Lamar Simpson, Duke Edsall (alternate: Verne Harris)  
**Technical:** UMass-None. Tennessee-None.  
**Attendance:** 16,988

Score by Periods	1st	2nd	Total
Tennessee	41	45	86
UMass	22	45	67



# ALL-TIME NCAA GAME RECAPS

## 2014 Midwest Region — Third Round

#11	<b>Tennessee</b> (24-12)	<b>83</b>
#14	<b>Mercer</b> (27-9)	<b>63</b>

March 23, 2014 • PNC Arena • Raleigh, N.C.

The Tennessee Volunteers advanced to the Sweet Sixteen for the fourth time in eight years. The 11th-seeded Vols topped 14-seed Mercer, 83-63, Sunday night at PNC Arena to reach to the Sweet Sixteen for the seventh time in school history.

Tennessee previously played in the Sweet Sixteen in 1967, 1981, 2000, 2007, 2008 and 2010.

Junior Jarnell Stokes posted his Tennessee-record-tying 22nd double-double this season with 17 points and 18 rebounds. Stokes' equalled the mark set by Basketball Hall of Famer Bernard King in 1976-77. Stokes also set the Vols' NCAA Tournament for rebounds in a game with 18. He had tied the record in the second-round win over UMass with 14.

Stokes almost had as many rebounds (18) as the entire Mercer team (19), as the Bears were out-rebounded as a team, 41-19. The Vols dominated the offensive glass, 18-7.

Vols junior Josh Richardson tallied a career-high 26 points, 16 of which came in the first half.

UT senior Antonio Barton netted 18 points as he made 4-of-9 from 3-point range. Senior Jordan McRae added 14 points.

Mercer was led by Langston Hall, who scored 15 points. Mercer scored its first points 3:09 into the game on an Ike Nwamu 3-pointer. The Bears tied the game at 8 and 10, but Tennessee regained the lead seconds later on a pair of Barton free throws and a baseline jam from McRae.

Stokes' tip-in with 5:06 left in the half gave the Vols their first double-figure lead at 31-20.

Tennessee took firm control of the game as the Vols made seven of eight shot attempts to grab a 13-point lead on Stokes' layup with three minutes left in the half, 38-25.

The Vols finished the half with a defensive stance that forced the Bears into their second shot-clock violation.

The Vols led 42-27 at intermission thanks to 16 first-half points from Richardson and a dominating performance on the glass, 24-4.

In the second half Tennessee continued to maintain a lead of at least 11 points. Barton nailed three 3-pointers in the half as Mercer was unable to close the gap.

### VISITORS: Mercer 27-9

	FG	3PT	FT	REBS	PF	TP	A	TO	Bl	St	Min
05 Thomas, Bud	f	2-4	2-4	0-0	0-1-1	2	6	2	0	0	21
20 Gollon, Jakob	f	2-5	1-1	2-2	1-1-2	5	7	1	2	1	28
52 Coursey, Daniel	f	5-11	0-0	0-0	1-2-3	1	10	1	1	3	29
15 White, Anthony Jr.	g	5-8	1-3	0-0	0-1-1	1	11	0	0	0	30
21 Hall, Langston	g	6-14	3-9	0-1	0-1-1	1	15	6	1	0	37
01 Leonard, Phillip	g	0-0	0-0	0-0	0-0-0	2	0	0	0	0	1
03 Canevari, Kevin	g	0-0	0-0	0-0	1-0-1	1	0	0	0	0	3
10 Nwamu, Ike	g	3-6	1-3	5-6	1-3-4	4	12	0	0	0	25
14 Hallisey, TJ	g	0-1	0-0	0-0	0-1-1	2	0	1	0	1	8
22 Moten, Darius	g	0-3	0-2	0-0	2-0-2	2	0	0	0	0	13
34 Bryan, Jibri	g	1-1	0-0	0-0	0-1-1	0	2	0	0	0	5
TEAM					1-1-2						2
Totals		24-53	8-22	7-9	7-12-19	21	63	11	6	4	3 200

TOTAL FG%	1st Half: 11-24 45.8%	2nd Half: 13-29 44.8%	Game: 45.3%
3-Pt. FG%	1st Half: 5-9 55.6%	2nd Half: 3-13 23.1%	Game: 36.4%
F Throw %	1st Half: 0-0 0.0%	2nd Half: 7-9 77.8%	Game: 77.8%

### HOME TEAM: Tennessee 24-12

	FG	3PT	FT	REBS	PF	TP	A	TO	Bl	St	Min
05 Stokes, Jarnell	f	6-14	0-0	5-5	8-10-18	1	17	5	2	0	38
34 Maymon, Jeronne	f	1-2	0-0	4-4	2-6-8	3	6	3	1	0	34
01 Richardson, Josh	g	9-13	2-6	6-9	0-1-1	2	26	3	3	0	37
02 Barton, Antonio	g	6-12	4-9	2-2	2-2-4	1	18	1	1	0	33
52 McRae, Jordan	g	4-12	0-6	6-6	2-1-3	4	14	1	1	0	31
04 Moore, Armani	g	0-1	0-1	0-0	0-0-0	2	0	0	0	0	11
10 Ndlaye, Rawane	g	1-1	0-0	0-0	0-0-0	0	2	0	0	0	1
15 Thompson, Darius	g	0-0	0-0	0-0	2-1-3	0	0	1	0	0	7
21 Davis, A.J.	g	0-0	0-0	0-0	0-1-1	0	0	1	0	0	0
23 Reese, Derek	g	0-0	0-0	0-0	0-1-1	1	0	0	0	0	7
TEAM					2-0-2						0
Totals		27-55	6-22	23-26	18-23-41	14	83	15	7	0	2 200

TOTAL FG%	1st Half: 15-30 50.0%	2nd Half: 12-25 48.0%	Game: 49.1%
3-Pt. FG%	1st Half: 3-11 27.3%	2nd Half: 3-11 27.3%	Game: 27.3%
F Throw %	1st Half: 9-10 90.0%	2nd Half: 14-16 87.5%	Game: 88.5%

Officials: John Higgins, Verne Harris, Dwayne Gladden (alternate: Eric Curry)

Technical: Mercer-None. Tennessee-None.

Attendance: 118,712

Score by Periods	1st	2nd	Total
Mercer	27	36	63
Tennessee	42	41	83

## 2014 Midwest Region — Semifinal

#11	<b>Tennessee</b> (24-13)	<b>71</b>
#2	<b>Michigan</b> (28-8)	<b>73</b>

March 28, 2014 • Lucas Oil Stadium • Indianapolis, Ind.

After a magical run of three consecutive NCAA Tournament victories, Tennessee saw its season end in the Sweet Sixteen at Lucas Oil Stadium in Indianapolis, Ind. The 11th-seeded Vols suffered a 73-71 defeat at the hands of No. 2-seeded Michigan before the largest crowd to ever watch a Tennessee basketball game (41,072).

The Vols won three NCAA Tournament games for just the second time in history and reached the Sweet Sixteen for the seventh time.

Michigan advanced by virtue of red-hot shooting. The Wolverines shot .550 from the floor in the game, including .615 in the first half as they built an 11-point half-time lead.

Tennessee senior Jordan McRae scored a game-high 24 points in his final college game. Junior Josh Richardson, who had been torrid throughout the postseason, added 19 points. Junior forward Jarnell Stokes finished with 11 points and six rebounds.

The Wolverines were led by senior forward Jordan Morgan, who scored 15. He was joined by three other Michigan players in double-figures: Nik Stauskas (14), Glenn Robinson III (13) and Caris LeVert (10).

Down by as many as 13 in the first half, the Vols fell behind by 15 midway through the second half before battling to within one point with 10.8 seconds left in regulation.

Tennessee used an 8-0 run to get within seven at 60-53 on a Jeronne Maymon layup with 7:53 left in the game.

A Stauskas 3-pointer with 3:37 left in the game regained a double-figure lead for the Wolverines. After Stokes and McRae scored to cut the margin to six again, Morgan dunked one home for an eight-point Michigan lead, 72-64 with 2:22 left.

McRae's 3-point play brought the Vols within five, 72-67 -- the closest the Vols were since trailing 27-22 with 6:43 left in the first half.

The Vols forced a shot-clock violation after McRae blocked Robinson with 42 seconds left in the game.

Tennessee cut the game to a one possession contest in the final seconds. Richardson's runner made it 72-69 with 24.6 left.

McRae's layup with 10.8 seconds left off a Michigan turnover, made it one point, 72-71.

A controversial offensive foul call was whistled on Stokes with six seconds left as the Vols had a chance to take the lead. Stauskas then made one of two free throws in the final seconds for the final of 73-71.

NOTES: Michigan lost to No. 8-seeded Kentucky 75-72 in the Elite Eight.

### VISITORS: Tennessee 24-13

	FG	3PT	FT	REBS	PF	TP	A	TO	Bl	St	Min
05 Stokes, Jarnell	f	5-9	0-0	1-2	2-4-6	2	11	2	0	0	34
34 Maymon, Jeronne	f	1-4	0-0	0-0	1-2-3	4	2	1	1	2	17
01 Richardson, Josh	g	9-14	1-2	0-0	1-1-2	2	19	2	0	2	37
02 Barton, Antonio	g	1-2	1-2	0-0	0-0-0	1	3	1	2	0	14
52 McRae, Jordan	g	9-18	0-5	6-11	2-4-6	0	24	2	0	4	38
04 Moore, Armani	g	3-5	0-1	0-0	3-3-6	4	6	2	1	0	20
15 Thompson, Darius	g	1-4	0-0	1-1	0-2-2	0	3	2	0	1	26
23 Reese, Derek	g	1-1	1-1	0-0	1-1-2	0	3	0	0	2	14
TEAM					1-0-1						0
Totals		30-57	3-11	8-14	11-17-28	13	71	11	7	8	7 200

TOTAL FG%	1st Half: 14-28 50.0%	2nd Half: 16-29 55.2%	Game: 52.6%
3-Pt. FG%	1st Half: 3-8 37.5%	2nd Half: 0-3 0.0%	Game: 27.3%
F Throw %	1st Half: 3-5 60.0%	2nd Half: 5-9 55.6%	Game: 57.1%

### HOME TEAM: Michigan 28-8

	FG	3PT	FT	REBS	PF	TP	A	TO	Bl	St	Min
01 Robinson III, Glenn	f	5-8	1-1	2-2	2-3-5	0	13	2	0	1	39
52 Morgan, Jordan	f	7-9	0-0	1-1	16-7	3	15	0	1	1	32
10 Walton Jr, Derrick	g	2-2	3-3	0-6	0-6-6	3	9	4	3	0	30
11 Stauskas, Nik	g	5-12	3-8	1-2	0-0-0	1	14	2	1	0	37
23 LeVert, Caris	g	4-10	2-5	0-0	0-1-1	1	10	5	5	0	33
02 Albrecht, Spike	g	1-2	0-1	0-0	0-0-0	2	2	1	0	0	10
15 Horford, Jon	g	0-1	0-0	1-2	1-3-4	2	1	0	0	0	8
21 Irvin, Zak	g	3-5	3-3	0-0	0-0-0	1	9	0	0	0	11
TEAM					2-1-3						1
Totals		27-49	11-20	8-10	6-20-26	13	73	14	13	1	5 200

TOTAL FG%	1st Half: 16-26 61.5%	2nd Half: 11-23 47.8%	Game: 55.1%
3-Pt. FG%	1st Half: 7-9 77.8%	2nd Half: 4-11 36.4%	Game: 55.0%
F Throw %	1st Half: 6-6 100%	2nd Half: 2-4 50.0%	Game: 80.0%

Officials: David Hill, Mark Whitehead, Michael Irving (alternate: Sean Hull)

Technical: Michigan-None. Tennessee-None.

Attendance: 41,072

Score by Periods	1st	2nd	Total
Tennessee	34	37	71
Michigan	45	28	73



TENNESSEE BASKETBALL MEDIA GUIDE

**VOLLMANMAG**







By Ben Byrd

*"Intercollegiate basketball will make its initial appearance in Knoxville tonight when in the YMCA gymnasium at the University of Tennessee, the Volunteers will meet the five hailing from the Central University of Kentucky at Danville."*

— *The Knoxville Journal and Tribune*  
Thursday, Dec. 16, 1909

It had taken the new game invented by Dr. James Naismith 18 years to arrive on campus, but UT students were ready for it. A capacity crowd of 200 crammed into the box-like YMCA gym atop "The Hill" that night to watch the beginning of a new chapter in the school's athletics history. They came away excited and pleased, for the Vols won that historic game, 33-31, with an assist from a slow train from Kentucky. The Central Kentucky team was more than one hour late arriving at the gym. During the wait the fans were entertained, if one can call it that, by a skirmish between the UT women's team and the Central High girls, which was won by the Lady Bobcats 21-1.

The starting lineup for that first Tennessee team was composed of Howard Sandberg and DeWitt Welcker at forwards, Jasper Ring at center, and Captain Solon Kipp and Earl Ketchen at guards. Sandberg, who stood all of 5-9 at his forward position, led the scoring with 13 points. The Vols were off and running.

That first Tennessee team did not have a coach, but in the following season, 1910-11, football coach Alex Stone donned a second hat and served in that capacity. After that season the Vols moved their home court to the Downtown YMCA gym at the corner of Commerce and Vine, where both playing and practice conditions were better than those afforded by the little gym on The Hill. The early Vol teams were neither especially good nor particularly bad, generally hovering around the .500 mark against a mixed schedule of college and YMCA foes. But the 1913-14 team broke that pattern by recording a 15-2 won-lost record and the reason was the appearance on the scene of Tennessee's first genuine superstar cager.

Lum Reeder, the son of a Knox County sheriff, had honed his skills shooting at a basket that had been hung up for him at the county jail. Two-hand shots were the standard in those days, but young Lum broke with tradition and learned to unload deadly one-hand shots while on the move. He made his UT debut by scoring 27 points in his first game as a freshman forward, this in an era when entire teams averaged little more than 20 points per game. A few games later in that campaign he rang up 41 points in a 49-16 victory over Maryville College, a UT scoring record that stayed on the books until Carl Widseth scored 47 in a game against Auburn in 1956. Unfortunately for UT, his career was interrupted twice, once when he transferred to the University of Delaware where he made the All-Eastern team in 1916, and later by World War I.

Early Tennessee basketball teams played a game that would scarcely be recognizable to today's fans. The ball was returned to center court

after each score for a center jump, thus interrupting the flow of play. The small gyms of the time often featured overhanging balconies which forced a lower trajectory on shots from the corner, and the home floor advantage was a tangible reality and not just a psychological factor. Home teams furnished the referees in most instances, often from the ranks of their own former players. Reeder once protested a call in a game at Virginia and woke up a few minutes later stretched out on the floor. The referee also was the host school's heavyweight boxing champion!

There were no basketball scholarships then, and local youths made up a large percentage of the Vol squads. Reeder, Vic Klein, Lloyd Wolfe and Frank Callaway, all later Knoxville business or civic leaders, were among the outstanding cagers of the teens. Basketball was the only UT sport to stay at it through the WWI years, although many of the better players, including Reeder, were away in service. The 1917-18 team played a nine-game schedule, winning two, losing six, and tying one. The deadlock came about when the Maryville College team, enraged by a call that had enabled the Vols to tie the game at the end, walked off the floor and refused to return for an overtime period.

## 1920s: Ups And Downs

The basketball team finally had an on-campus home of its own when Jefferson Hall was built at the site of the old Waite Field at the corner of Cumberland Avenue and Fifteenth Street in time for the opening of the 1922-23 season. The cage program appeared to have gotten an immediate lift from the new arena as the '23 team went 15-2, led by such stalwarts as David Beane, Roe Campbell and Earl Keister. That team was perhaps the best-equipped to make a run at the Southern Conference championship of any of the 1920s Volunteer teams, but its best player, Beane, was declared academically ineligible shortly before the conference tournament, and the Vols lost in the first round to the University of Georgia Bulldogs.

Head football coaches had continued to serve as head basketball coaches through the teens and early 1920s, but Robert R. Neyland put a stop to that practice when he succeeded M.B. Banks as the head grid coach in 1926. Neyland put the basketball job off on his end coach and good friend, Bill Britton. The Britton era of UT basketball was largely a win-some, lose-some operation except for the memorable season of 1927-28, which produced the only winless varsity team in UT history. The Vols of that infamous campaign finished 0-12, despite boasting one of the South's finest players in center Elvin Butcher. With Butcher playing brilliantly, the Vols had a narrow escape in their season-finale with Vanderbilt at Jefferson Hall, leading most of the game before Vandy pulled out a 28-26 decision at the end.

Stars from the great football teams of the late 1920s and early 1930s, Bobby Dodd, Buddy Hackman, Beattie Feathers and Hugh Faust were among the grid standouts who doubled as cagers in the winter. But the teams remained rather ordinary, for the most part, and when the South-eastern Conference was formed in 1933, the UT program was no better than middle-of-the-pack in this new league.



## Clevenger Leads Vols to First Winning Season and an Undefeated Campaign

World War I didn't give college students much to cheer about, as all collegiate sports on the University of Tennessee campus came to a halt - all of them except basketball. Many college athletes left the athletic scene to turn their focus on fighting for the United States. During that same time, Tennessee basketball produced some of its finest years as a young program in search of success.

After struggling through the pioneer years of Tennessee basketball, the Vols finally broke through during the 1913-14 season, finishing with a 15-2 record under coach Zora G. Clevenger. The Vols cruised past several area colleges, including Maryville, Carson-Newman and Chattanooga, as well as future conference foe Alabama. Two YMCA teams were on the schedule, and even a Feb. 3 contest with Knoxville High School created interest. The game, however, was less than a showdown as the Vols crushed KHS 52-18.

The only losses of the 1913-14 season were consecutive setbacks to Kentucky on back-to-back days. In the middle of a road trip in which Tennessee played six games in six days, Kentucky defeated the Vols by scores of 20-14 and 20-18. Still, the Volunteer basketball program was enjoying its first taste of success.

The following season was another respectable campaign for Tennessee, as Clevenger's troops went 9-2 on the season. Over one-third of the schedule was spent playing the Vols' new rival, Kentucky. The Vols split a four-game series with Kentucky, winning both games in Knoxville while losing both in Lexington.

Perhaps the pinnacle of the early years of Tennessee basketball came during the 1915-16 season, Clevenger's final season as the Vols' coach. But it was one to remember, as the nine players on the squad put Tennessee basketball on the map. UT finished the season with a perfect 12-0 record and was recognized as the best team in the South. It still stands as Tennessee's only basketball season without a loss.

During the perfect season, the Vols won by an average of more than 15 points per game. They capped off the year with a five-day, five-game road trip through Kentucky. The trip was started with a 63-33 victory over Cumberland College, the Vols' largest margin of victory, and finished with a two-point win over Transylvania, UT's smallest margin of victory. The road trip included a 28-17 win over Kentucky, the only meeting between the schools that season.

In a three-season span, Tennessee produced a 36-4 record. All four losses came at the hands of basketball powerhouse Kentucky. Other than the men in blue, the Vols swept through the rest of the South. Those three seasons were just what the Vols needed to jump-start memorable years to come for Tennessee basketball.

## 1930s:

### First All-American Brings First SEC Crown

A number of events took place in the mid-1930s that combined to move Tennessee into the front ranks of college basketball. First, Neyland took a year's leave from UT to rejoin the Army for duty in Panama. That moved Britton into the head football coaching position for the season of 1935 and prompted the school, for the first time, to hire a full-time basketball coach in Blair Gullion (pronounced: GULL-yin), a former Purdue player. When Gullion reported for preseason practice in the fall of 1935, he was greeted by perhaps the three best players ever to adorn a Volunteers roster at the same time: senior center Harry Anderson, junior forward Floyd "Biggy" Marshall and junior guard Gene Johnson.

Responding positively to the new coach's strict discipline and emphasis on the basics, the 1935-36 Vols posted a 12-6 regular-season record that included the Vols' first-ever win over an Adolph Rupp-coached Kentucky team. Here another happenstance entered into the picture. UT was now playing its home games at the Alumni Memorial Gymnasium just north of the football stadium, Jefferson Hall having burned down a couple of years earlier. By good fortune the SEC postseason championship tournament was held at Alumni Gym in March of 1936, giving Gullion's troops the home floor advantage to go along with their considerable playing skills. The time had arrived for the basketball Vols to step forward.

They did. After blowing past Auburn in the first test, the Vols ousted pre-tourney favorite Kentucky in the semi-finals, 39-28, the same score by which they had beaten the Wildcats in regular-season play. In the championship game with Alabama, they fell behind badly with just two minutes left in the first half, trailing by the rather embarrassing score of 13-4. This was the last season that college basketball was played under the old center-jump rule, and it was the agile Anderson's ability at win-

ning the tip that enabled the Vols to rally. With the captain controlling the tip on every possession, the Vols reeled off seven straight points to cut the halftime lead to 13-11. Tennessee then took command in the second half to win 29-25 and bring the school its first SEC championship; in no other season and in no other sport had Tennessee won an SEC title until March 2, 1936.

The triumph established basketball as a major sport on campus. Anderson became UT's first All American and he, Marshall and Johnson were elevated to hero status formerly reserved for football stars. All over Knoxville backyard baskets sprang up, and for the first time Dr. Naismith's crazy game had become a local craze.

But the man who had put UT on the college cage map didn't stay around to build on his success. After three seasons at the Vol helm, Gullion abruptly resigned a few weeks before the 1938-39 season to take a similar position at Cornell. He was succeeded by a proven veteran who had previously enjoyed successful tenures at Kentucky and Miami of Ohio, John Mauer.

### Anderson is UT's First All-American

When Harry Anderson walked out of Alumni Gym on March 2, 1936, he left the building a winner. Wearing an orange jersey with "Vols" scripted across his chest for the last time, Anderson had just led Tennessee to its first SEC championship.

While Anderson played before Tennessee's modern records, he remains one of the greatest players ever to suit up for Tennessee. And he was Tennessee's first All-American honoree.

Anderson, who was a 6-foot-3 center, was joined by teammates Floyd "Biggy" Marshall and Gene Johnson as perhaps the best trio of UT basketball players to ever hit the hardwood in one season. Although Anderson's size was short compared to today's standards for big men, Anderson could dominate a game due to his outstanding leaping ability. His bread and butter, though, was his uncanny pursuit of jump balls at mid-court.

"No one who played in the SEC in our time had as much leaping ability as Harry," Marshall once said of his former teammate.

During Anderson's playing days, each time a team scored a basket, the ball was reset at half court and a jump ball was conducted. Anderson's control of jump balls was the key to UT's run through the 1936 SEC Tournament.

The Vols had beaten Auburn and Kentucky to get to the finals against Alabama. Tennessee trailed 13-4 with two minutes remaining in the first half before Anderson brought the Vols back into the game. He controlled every tip for the remainder of the half, allowing UT to cut the deficit to 13-11. The Vols went on to win the game 29-25 and claim their first SEC championship in any sport.

Anderson's dominating performance in the SEC Championship and his regular-season success opened eyes and earned him a spot on the Converse All-American team. It was the first time a UT basketball player had earned such an honor.

Also a track star, Anderson was inducted into the Tennessee Sports Hall of Fame in 1999.

## 1940s:

### Mauer Leads Vols to Two SEC Titles

The momentum that Gullion had established didn't miss a beat under Mauer. The new coach found the nucleus of a future championship team already on hand in sophomore guard Gilbert Huffman, sophomore center Frank Thomas and freshman forward Bernie Mehen. Two seasons later that trio led the Vols to the 1941 SEC championship with a 36-33 win over top-seeded Kentucky in the finals of the conference tourney at Louisville, Ky. Mehen, called "Houdini" because of his ball-handling wizardry, became the school's second All-American and Huffman the third.

Mauer then chalked up a second SEC title two years later, when his 1942-43 team, led by center Dick Mehen, Bernie's younger brother, handed Kentucky another stunning upset loss in the tourney finals at Louisville, 33-30, with Dick Mehen scoring 18 points.

The Mauer years were a time of plenty for UT basketball. In addition to the two conference titles, the big, jovial coach authored one of the great Vol cage victories of all time when his '41-42 team put an end to then-No. 1-ranked Long Island University's 23-game win streak, 36-33, in the Sugar Bowl Tournament. When he left to take the Army coaching job after the 1946-47 season, Mauer departed with an eight-season record of 127 wins and only 41 losses for a .756 winning percentage, highest ever by a Vol coach.

Emmett Lowery, another former Purdue star, succeeded Mauer in 1947 and brought a new dimension to Tennessee basketball. An acknowledged master of the fast-break offense, Lowery soon had the Vols racing up and down the floor at full steam. Led by a holdover standout from the Mauer regime, forward Paul (Lefty) Walther, the new coach's first two Vol teams posted records of 20-5 and 19-7 and drew capacity crowds at Alumni Gym with their entertaining style of play. Walther, who had joined the growing list of All-Americans, was part clown at heart, and his pre-game passing and dribbling antics often brought down the house.

## Alumni Gymnasium Gives Vols The Best Homecourt In The Region

It was Dec. 17, 1932, and the season-opener was minutes away. Fans walked through the five arched doorways decorated with streetlights and tiny windows above. Inside, protected from the cold, nearly 400 spectators occupied the 3,200 wooden seats, most of which were lofted in the balcony more than 10 feet above the floor.

Although the crowd was somewhat small for Tennessee's first basketball game at the new Alumni Memorial Gymnasium, the Vols didn't hesitate to put on a show, pounding Lincoln Memorial University 41-18. The victory was the first of many at the new gym on The Hill, rated the best facility in the South in 1932.

Located on the south side of The Hill adjacent to the football field, Alumni Gym was built in 1931 to be the new basketball home of the Vols. UT alumni had wanted to build a memorial to those graduates who had lost their lives in World War I and the Spanish-American War. Thus, Alumni Memorial Auditorium-Gymnasium was built to take the place of Jefferson Hall as the campus' primary multi-purpose facility. Along with basketball, the gym was used for indoor physical education and auditorium events since the three-story facility was one of the largest buildings on campus at the time.

The interior of the facility fit the mold of a 1930s basketball gym. The basketball court was the centerpiece surrounded by three walls of seats and a stage serving as the fourth wall. A handful of rows were tucked below the balcony to provide courtside seating, while the majority of the seats were located on the steep overhang above the floor. The stage, however, provided the opportunity to use the facility as an auditorium with a seating capacity of 3,800. Surrounding the gym were wings used for physical education. Each wing contained an auxiliary gymnasium suitable for handball and other intramural sports. But it's the basketball memories that keep the gym alive today.

## 1950s: Stars Widseth and Tormohlen Set Scoring and Rebounding Records

The Emmett Lowery era reached an early peak in January 1950 when his third Vol team put an end to Kentucky's five-year, 67-game winning streak within the Southeastern Conference, 66-53. Captain Art Burris outdueled his opposite center, the Wildcats' seven-foot Bill Spivey, with a 28-point performance as the Vols led from buzzer to buzzer. After the game, the overflow crowd stormed onto the court to lift Burris and the other Vol players for a victory ride to the dressing room in one of the wildest scenes UT basketball has ever produced.

The gentlemanly Lowery stayed on for 12 seasons, fashioning a solid winning record of 169-110 and developing such headline players as scoring champion Carl Widseth and his mid-1950s sidekick Ed Wiener, Herman Thompson, big Gene Tormohlen, the Vols' all-time rebound leader, and Dalen Showalter. His successor, longtime assistant John Sines, fared less well, and after his third season, 1961-62, ended in a 4-19 disaster, UT basketball underwent a historic coaching change.

### Tormohlen: Chairman of the Boards

One thing about Tennessee basketball in the 1950s was that if a shot went up and didn't go in, Gene Tormohlen was almost a sure bet to bring down the rock. Grabbing a school-record 1,113 career rebounds will make you "Chairman of the Boards."

"Bumper," as he was referred to due to his physical play, was a master at rebounding. He helped turn rebounding into an art form during his college playing days. And although the post play was as physical as it gets, Tormohlen says it was his finesse that helped him own the boards.

"Rebounding is hard work," said Tormohlen, who is considered Tennessee's first accomplished big man. "There are certain ingredients you look for in rebounding, but the key is to go after every rebound as if it were

yours."

From 1956-59, the 6-foot-8 Tormohlen owned the middle of the paint for the Vols. His art of rebounding became a trademark of sorts, making him a regular vacuum cleaner around the rim, as well as a two-time All-SEC performer. But what may be most impressive about his longstanding rebounding records at Tennessee is that Tormohlen accomplished all his feats in a three-year career with the Vols. In his playing days, freshmen were limited to the freshman squad and only upperclassmen were welcome on the varsity.

Still, only three years of playing time didn't limit Tormohlen's potential or achievements. During the 1957-58 season, Tormohlen's junior year, he pulled down 384 boards for the season, a Tennessee record. His 372 rebounds his senior season ranks second on the school list. His name is on the list one more time for his sophomore campaign, when he grabbed 357, good enough for fourth. Sixteen times during his career he had at least 22 rebounds in a game. One time, while playing with a cut that required eight stitches on a shooting-hand finger, he scored 15 points and gathered 17 rebounds.

"I'm proud of the fact that I hold some of those rebounding records," Tormohlen said. "But I'll be honest, we didn't make many shots."

No matter how many shots Tennessee missed, "Bumper" was reliable enough to clean up the garbage under the rim. Tormohlen, who is a member of the Indiana Basketball Hall of Fame for having led tiny Holland High School to its first sectional championship as a sophomore in 1953.

He amazingly averaged 16.9 rebounds in his career with the Vols, another rebounding record. On the season average list, Tormohlen's senior year saw him grab an average of 17.7 boards per game for a UT record. He also earned Converse All-America honors that year for his accomplishments on the hardwood. His junior year he averaged 16.7, and his sophomore year he averaged 16.2 to sweep the top three spots on the season rebounding average list.

One rebounding record that Tormohlen does not hold at Tennessee is most rebounds in a single game. Herb Neff holds that honor for having grabbed 36 against Georgia Tech in 1952. However, Tormohlen ranks second with 31, third with 28 and fourth with 27. His name appears 16 times among the top-23 performances on the list.

"Rebounding is one thing in basketball that you can go after and it's not a selfish thing," he said. "It's hard work that benefits the team. We all played rough, but I always felt I could play against anybody."

Former Knoxville Journal writer Ben Byrd perhaps paid best tribute to Tormohlen in 1959 when he penned: "There will be others just as big, maybe bigger. Some will shoot better, some will play defense better, some run more gracefully. But when there is elbow-flying, rib-thumping, eyeball-scratching action under the boards, you can lay long odds that there won't be another like Gene Tormohlen. Not for a long, long time."

Following his successful career at Tennessee, the Holland, Ind., native was a second-round selection of the Syracuse Nationals in the 1959 NBA Draft. He went on to a nine-year professional career that included a six-year stint with the NBA's St. Louis and Atlanta Hawks.

After his playing career was over, he moved to the bench where he was an NBA assistant coach for 12 years. Twice he served as an interim head coach in the NBA. After his time coaching, Tormohlen also served as a collegiate scout for several years.



**Gene Tormohlen** (pronounced: tohr-MO-in) still ranks as the greatest rebounder in Tennessee basketball history.

## 1960s:

### Enter Ray Mears; Vols Become SEC Champions

The new man's name was Ray Mears. A Miami (Ohio) graduate, he was fresh off winning the NCAA small college championship at Wittenberg University. His style featured a deliberate offense, a zone defense, a heavy dose of discipline for his players and a bagful of sideshow tricks for the paying customers. He introduced the practice of a pep band blaring out at the court level, and his players executed fancy pregame drills and, later on, even had one of his athletes riding around the court on a unicycle to help get the home crowd excited.

Behind that carnival-show exterior was a shrewd tactician and strategist. Mears' teams played basketball in much the way Gen. Robert R. Neyland's teams had played football. They didn't beat themselves.

The new coach was fortunate in inheriting a rich stockpile of good young talent from the Sines era, most notably sophomore forward A.W. Davis and junior point guard Danny Schultz. Although both would have flourished as high scorers in a higher-powered system of offense, Davis and Schultz gladly accepted the deliberate pace of the new coach's game and led the way to a quick resurgence in Tennessee basketball fortunes. The 1962-63 team posted a 13-11 worksheet, which included a pair of upset wins over mighty Kentucky, and the 1963-64 team climbed to 16-8. In Mears' third season, when Davis was the captain and heartbeat of the team, the Vols reached the 20-win level for the first time in 17 years and finished second in the Southeastern Conference race. The 1966 Vols provided a harbinger of things to come by closing out the season with a 69-62 victory over Kentucky, which came to Knoxville with a 23-0 mark.

UT basketball had been moved into a new home, the Armory-Fieldhouse, in 1959, but the interest stirred by Mears's success soon rendered the 7,500-seat facility obsolete. Thanks to a generous gift by industrialist William B. Stokely, Jr., the old fieldhouse was remodeled and enlarged into a 12,700-seat arena, Stokely Center. The timing was perfect. The Vols were about to unveil their first SEC championship team in 24 years.

The 1966-67 team was short on experience and depth as it set out on what promised to be an uphill journey. But somehow the chemistry turned out just right for a lineup composed of senior Ron Widby and junior Tom Hendrix at forwards, junior Tom Boerwinkle at center and sophomores Billy Justus and Billy Hann in the backcourt. The two guards had never played a minute of varsity action, and Boerwinkle, UT's first seven-footer, had played very sparingly. But the Fearless Five, as they came to be known, overturned the odds with three magnificent road wins against the other contenders.

First they knocked off Florida, the eventual runner-up, with an almost perfectly played game at Gainesville, 66-53. Then they outlasted Kentucky, 52-50, in a tense overtime duel at Lexington. But those two were just warmups for the stormy season-finale at Mississippi State.

The Vols had to win that game to take the SEC title, and they couldn't have picked a tougher foe. With Tennessee's Widby and State's David Williams swapping dead-eye jumpers from the perimeter, the two teams wound up all even at 64-64 after regulation time. A cautious first overtime ended 66-66. After Justus missed a pair of free throws with four seconds left, the second overtime also wound up in a tie. But in the third extra period, with players and fans alike near exhaustion, Justus got one last chance. With the count tied at 76, he once again went to the stripe with four seconds remaining. This time he made them both, and the Vols held on to win what many longtime observers believe was the greatest game in UT basketball history.

That not only earned the Vols the SEC crown; it also won them the school's first-ever berth in the NCAA Tournament. This time, the cat jumped the other way. In another tense battle at Evanston, Ill., the Fearless Five was ousted in its first test by Dayton, 53-52, as Widby's last-second shot caromed off the rim.

### Vols Celebrate First Season in Stokely with SEC Championship

The first Tennessee basketball game in the Armory-Fieldhouse was nothing but a glimpse of the future. The 72-71 victory over Wyoming gave the idea that basketball in the new arena would be a successful era. And the temporary wall that stood on the east side of the arena was a hint that expansion was on the way.

To kick off the 1958-59 season, the University of Tennessee had erected a new facility for basketball. Replacing Alumni Gym was a difficult thing to do, but the state-of-the-art arena would quickly remind

the team and fans that the new facility was worth the \$1.5 million.

Equipped with huge steel trusses that lined the walls and roof, the gigantic new arena could seat 7,000 people in its opening years. The west end of the arena had two levels of permanent seats while temporary bleachers lined the baselines. On the east end, more temporary bleachers rose from the floor to the temporary wall. Along each baseline was a row of folding chairs, primarily for the teams to sit. Other than basketball, the Armory-Fieldhouse was home to supply rooms for Army and Air Force ROTC, offices and classrooms.

The temporary wall was the key to the Armory-Fieldhouse. In 1965, a \$500,000 gift from William B. Stokely Jr. jump-started a \$3 million expansion on the facility - an expansion that had been designed in the original blueprints of the facility. By the 1966-67 season, the Armory-Fieldhouse was doubled in size and seating capacity rose to 12,700 just in time for the SEC championship season. Stokely had died before the completion of the expansion project, and the Armory-Fieldhouse became William B. Stokely Athletics Center.

Stokely Athletics Center was a special home to Tennessee basketball. It housed more fans than ever before. It featured a newly designed Tartan rubber playing surface after the expansion to the arena. But more importantly, it featured great teams. Tennessee teams were extremely successful in the arena, compiling a 321-69 record at Stokely and winning four SEC championships.

Stokely was vacated during the winter of 2012-13, as the university has plans to raze the facility and repurpose the land it occupies.

### Ray Mears Brings Showmanship And Championships

Ray Mears was hired as head basketball coach in 1962 after he had just won the NCAA small college championship the previous year as coach at Wittenberg University. But this was Division I, and Mears was brought in to revitalize a struggling Tennessee basketball program. The Vols were coming off back-to-back losing seasons and were caught in a decade and a half of finishing no higher than fourth in the SEC.

All that changed when Mears took over. His first year saw the Vols finish with a 13-11 record, including a season sweep over archrival Kentucky. In fact, Adolph Rupp's Kentucky teams grew to be Mears' top foe, despite the fact that Mears and Rupp were friends away from the court.

"Beating Adolph Rupp was my favorite," Mears admitted. "We ended up tying Kentucky, but seven of them were against Joe Hall so I can't claim I beat Rupp every time. We had the best record against Kentucky and the best record against Rupp."

In Mears' second season at Tennessee, the Vols were 16-8 and finished second in the conference. Then there was a 20-5 year, an 18-8 year, a 21-7 SEC title year and so on. Mears had sent a breath of fresh air through the Tennessee basketball program.

Not only did the legendary coach bring success to the hardwood, he brought entertainment to the fans. Mears instructed the pep band to play in the stands of Stokely Athletics Center during games - a first for its time. With the pep band blasting traditional fight songs, Mears' squad would perform dazzling tricks during pre-game warm-ups. From fancy passes to mind-boggling dribbling skills, the Vols looked more like the Harlem Globetrotters as they prepared for their opponent. It's said Mears even went to the extent of having one of his players ride around the court on a unicycle to fire up a sleepy crowd at Stokely.

"We brought the pep band and marched the band around the floor and all that kind of stuff," Mears said. "We had a guy that juggled basketballs and we had warm-up drills. We did a lot of things like that. We were trying to get people interested in basketball. I tried to get the crowd excited. We got people coming at 7:00 for a 7:30 game."

People flocked to campus to see the newest attraction - the Tennessee basketball team. But they also enjoyed the side antics as well. Record numbers came to Stokely Athletics Center, eventually forcing the expansion of the facility in 1966 to twice its original size.

On the sidelines, Mears was a basketball mastermind. His slow, deliberate offense gelled with his zone defense. His strict and disciplined basketball style carried the Vols to an SEC championship in the 1966-67 season and the school's first NCAA Tournament appearance.

Success was common during the Mears era. During his 15 years (1963-77) as head coach of the Vols, Mears collected 278 wins against 112 losses for a .713 winning percentage. Tennessee won three conference titles under Mears - 1966-67, 1971-72 and 1976-77. And during his tenure, only twice did UT finish lower than third in the SEC. He was hired to turn the program around. He did his job and then some.

Ray Mears took Tennessee basketball to a level it had never been before

OUTLOOK

PLAYERS

STAFF

REVIEW

RESULTS

RECORDS

HONORS

POSTSEASON

VOLMANAC

MEDIA INFO







Tennessee handed top-ranked Kentucky its first loss of the 1965-66 season, topping "Rupp's Runts" 69-62 on March 5, 1966, in Knoxville.

fore. His actions on the court made him a legendary coach. His knack for entertainment made him legendary with the fans. Both make Mears a legendary man.

On March 1, 2006, a banner with Mears' name on it was unveiled in the rafters over the student section of Thompson-Boling Arena.

Ray Mears passed away on June 11, 2007.

### Texas Western Wasn't the First to Challenge Rupp's Runts

On the evening of March 5, 1966, the Tennessee Volunteers had nothing to do but finish a decent basketball season. The Vols were 17-8 and 9-6 in the SEC heading into their final game of the season, and the NCAA Tournament only took conference champions at the time. On the other side of the court, the No. 1-ranked Kentucky Wildcats were planning their run at a national championship. They had played 23 games and won every one of them.

Labeled Rupp's Runts, coach Adolph Rupp's squad was loaded with talent but short on size. The tallest players on the team, center Thad Jaracz and guard Tommy Kron stood at 6-foot-5. Forwards Larry Conley and Pat Riley stood 6-4, and the other guard, Louie Dampier, was 6-0.

Probabilities said the Vols were going to get whipped by the 'Cats. A week earlier, Tennessee had gotten beat in Lexington by top-ranked Kentucky, 78-64. But this time, probabilities were wrong. UT captains Larry McIntosh and Howard Bayne helped push the overmatched Vols past Kentucky 69-62 to give the Wildcats their first loss of the season.

Tennessee closed the season at 18-8 and finished tied for third in the SEC. Kentucky, however, went all the way to the NCAA finals where they faced Texas Western (now UTEP). In one of the most memorable and influential finals in NCAA history, Texas Western shocked the Wildcats with a 72-65 upset to win the NCAA championship. Texas Western became the first school to win the title with five black starters when they beat an all-white Kentucky team, which paved the way for cultural diversity in college basketball.

An unbeatable Kentucky team rolled into Knoxville in 1966 but left with a loss. The win for UT paved the way for a successful 1966-67 campaign in which the Vols won the SEC.

## 1970s:

### Success Continues Under Mears; Grunfeld/King Combo Propels Vols

Consistent excellence was the trademark of the program under Mears. Twenty-win seasons became the rule rather than the exception, and the Vols became contenders in the SEC title race on a yearly basis. It took Mears five seasons to win his second conference title, and that one had a rather sour taste to it.

The 1971-72 team, built around the sharp shooting of guard Mike Edwards and 6-11 center Len Kosmalski, came into the season-ending game with Kentucky at Stokely Center one game ahead of Rupp's Wildcats. With five seconds left in a hard-fought battle, UK held a 67-66 lead. But Tennessee got one last chance when Edwards was fouled as he started into his shooting mode. Referee Bobby Hartsfield called it a non-shooting foul, and the usually unflappable guard missed the free throw. Kentucky rebounded to gain a tie for the title, and because they had swept the season's series with Tennessee, the Wildcats also won the SEC's berth in the NCAA Tournament. The Vols were so downcast by the loss that they voted not to accept a bid to the NIT, where they had reached the semifinals in 1969 and 1971.

The 1971-72 season also marked a new chapter in Volunteer cage history when Larry Robinson, a 6-5 high-post player out of Ferrum (Va.) Junior College became the school's first black player. A tireless worker and the ultimate team player, Robinson made a big hit with the fans and teammates alike, and as evidence of the respect they felt for him, his mates elected him captain of the 1972-73 team despite the fact that he had played only one season of varsity basketball with them.

Mears had stuck with his deliberate offense through his first decade at UT, but the appearance of two remarkable offensive performers in the mid-1970s prompted him to speed up his attack. Assistant coach Stu Aberdeen, who had strong recruiting contacts in the New York City area, hit the jackpot two years in succession when he signed Ernie Grunfeld of Forest Hills in 1973 and Bernard King of Brooklyn in 1974. Never before or since has UT basketball boasted two such enormous talents on the same team.

Grunfeld, a 6-6 wing who could move into the post when needed, broke Widseth's all-time Volunteers scoring record during his four-year career with 2,249 points, for an average of 22.3 per game. King, a brilliant post player, who played only three seasons before turning to the professional ranks, posted a new career average record of 25.8 points per game. Known as the "Ernie and Bernie Show," the two great players led the Vols to a record of 61-20 during their three seasons together, 1974-75, 1975-76 and 1976-77. During that run, the Volunteers made two NCAA Tournament appearances and won one SEC championship in 1977. Wherever they played they drew standing-room-only crowds; *Sports Illustrated* even featured them on its cover ("Double Trouble from Tennessee"), and for the first time in its cage history, Tennessee had become a household word in the world of college basketball.

The one thing that even King and Grunfeld couldn't do was to bring their coach an NCAA Tournament victory. In 1976 the Vols fell out in first-round play at Charlotte, losing to darkhorse VMI in a game that King had to sit out because of a hand injury suffered in practice a few days earlier. And then, in the biggest disappointment of all, the 1977 team went down in overtime to the Orangemen from Syracuse University (93-88) in a game played in Baton Rouge, La., as both King and Grunfeld fouled out during second-half action.

Mears soon followed his two great stars in farewell. A longtime sufferer from depression, the Vols coach could not answer the bell for the 1977-78 season, and assistant coach Cliff Wittig led the team through a tough rebuilding phase that produced the school's first losing campaign in 16 years. When it became clear that Mears could not return to his post, UT hired a new head coach, Don DeVoe, in the spring of 1978.

Mears left an enviable record behind him. In 15 seasons, his teams had won 278 games against only 112 losses for a .713 winning percentage, had captured three SEC championships and had played old rival Kentucky to a dead heat with 15 wins in 30 meetings. His acts of psychological warfare, such as the long walks at Nashville that brought the Vanderbilt crowds to a boil, had won him more than his share of detractors, but underneath all the boos, there was a grudging respect for one of the best coaches of his time.

### John Ward and The Vol Network

John Ward sat atop Mississippi State Gymnasium on March 8, 1967, peering down on the Vols as time expired on the clock. Mississippi State





had just taken Tennessee into overtime in the season-finales for both teams. The Vols were in a battle in Starkville, Miss., but they were in a three-way war for the SEC championship, along with Florida and Vanderbilt.

Ward, thanks to the Vols playing in the Central Time Zone, already knew both Florida and Vanderbilt had finished at 14-4. Should the Vols win, they would finish at 15-3 and win their first SEC title in more than 20 years. And it all came down to overtime. Then a second overtime. Then a third.

By then, Ward's voice was getting rougher and rougher. He, along with color analyst Lowell Blanchard, were located high atop the gym to get a bird's eye view of the game.

"When I do broadcasts, I prefer to be working upstairs because I can see the game unfold better," Ward said. "We were upstairs near the top of the gym and against the wall. Well, with a window behind us, a draft kept blowing onto my neck and it was cold. By the second overtime, I just looked at Lowell - just a wonderful man - and said, 'I can't finish the game.'"

Ward's throat was getting tight due to the cold air on his neck and he was losing his voice. Quick to aid Ward, Blanchard retrieved a towel from the Tennessee bench at courtside and Ward wrapped it around his neck. The treatment warmed and opened Ward's throat, and he was able to finish broadcasting the Vols' 78-76 triple-overtime win over the Bulldogs. A 1967 SEC Championship and Tennessee's first trip to the NCAA Tournament came courtesy of the win.

Of course, the towel became a trademark of Ward's during his 35-year run as "Voice of the Vols." But according to Ward, it was always used for medical purposes.

"I always wore it to protect my voice and throat," he insisted after he recalled his most memorable UT basketball game. "Never was it intended to be a trademark."

There are other games that stick out in Ward's mind - especially the Kentucky games. Games like the one in 1976 when Tennessee rallied from 14 points down to beat the Wildcats in overtime in Memorial Coliseum. Or the game that very next year when Tennessee beat Kentucky in its first trip to the new Rupp Arena. Then there's Tennessee's 1979 SEC Championship.

"Tennessee won the SEC championship in '79 and they beat who? Kentucky," Ward said. "You've got to understand, Kentucky didn't lose back then. They just didn't."

For those fans not able to attend the games in person, they depended on Ward to paint the picture over radio broadcasts. He never failed.

"Prior to around 1980, there were no TV games," Ward said. "So obviously, radio broadcasts became the dominant medium to follow those games."

Through the late 1950s and early 1960s, UT basketball games were not heard over the radio on a regular basis. Only big games, like Kentucky and Vanderbilt, made the airwaves. But in 1966, athletics director Bob Woodruff, with the assistance of Bill Petty, Ward and basketball coach Ray Mears, began the groundwork for a Vol Basketball Network. The Vol Network already covered football games, and now it was time for basketball coverage.

The 1966-67 season was the first full season of basketball broadcasts for Ward and the Vol Network, and it could be heard on one station. But thanks to the marketing mindset of Mears and the successful teams he put on the floor, Tennessee basketball was exploding in popularity.

"Nothing defined the ascendancy of basketball on the UT scene more clearly than the game's identity with John Ward's broadcasting style," said Hayward Harris, UT's long-time sports information director. "The presence of Ward at UT games was as much a part of the basketball presentation as Mears' pre-game warm-ups and Roger Peltz' unicycle act."

In the following years, Ward began to work more closely with the network, and the program increased the number of stations that carried the broadcasts to around 15 throughout the state.

The unique aspect of the Vol Network was that small, community-based radio stations carried the broadcasts. Instead of relying on larger radio stations in Nashville to broadcast the games to larger areas, the Vol Network targeted the small stations in Tennessee and created a down-home atmosphere for listeners.

"My primary goal was to involve the local stations throughout the state," Ward said. "Our philosophy was that it's not the number of stations but amount of coverage in the state. We wanted to touch every county in Tennessee."

The Vol Network came pretty close to doing that. By choosing to reach the small-town audiences through smaller stations, the network


expanded and eventually had more than 50 stations carrying the sports broadcasts. Now, the Vol Network is one of the largest radio networks in the nation with affiliates in four surrounding states. The Vol Network also can be heard in 28 states after dark and worldwide on the Internet. Bob Kesling inherited the title "Voice of the Vols" in 1999 and currently pairs with former Vol basketball player Bert Bertelkamp to bring Tennessee basketball to life on the radio.

"To grow from one station to more than 50 stations was a great accomplishment," said Ward, who retired after the 1998-99 basketball season. "But the key to that was the sponsors, not me. I was only a broadcaster."

John Ward was never only a broadcaster. He was music to Vol fans' ears.

## Dec. 15, 1973: UT, Temple Combine for 17 Points

It was Dec. 15, and it was the championship game of the 1973 Volunteer Classic at Stokely Athletics Center. Tennessee's high-powered offense was looking to dispose quickly of Temple to win yet another Classic title on its own floor.



Tennessee put points on the board at will. They scored 80 points in a season-opening victory in 1973 over North Texas State and 65 in a loss to Marquette. But in the two games leading up to the clash with Temple, the Vols had scored 117 and 96 points, respectively. Needless to say, fans were expecting a show.

If anything, a show was not what the fans got. Temple coach Don Casey had instructed his squad to merely pass the ball back and forth to keep the rock away from the Vols. That's exactly what they did. And with Mears' strict discipline, Tennessee wasn't about to stray from their traditional zone defense. Neither team would budge. But the fans did. They booed and complained throughout the chess match between the Vols and Owls.

When the buzzer sounded, the crowd had something to cheer about. Tennessee came away victorious 11-6. That's right, 11-6. Temple had effectively taken the ball out of Tennessee's hands, yet the Vols also had proven a point that they were sticking to their game plan.

Throughout the rest of the season, Tennessee was content at scoring in the 60s, 70s and 80s, even topping the 100-point mark against LSU to finish 17-9. But the UT-Temple fiasco will live in the record books forever. The game holds the NCAA record for fewest points scored by both teams - something that may never be broken with today's fast-paced game. The NCAA record for fewest points allowed since 1938 also goes to Tennessee (tie) for holding the Owls to a mere six points.

## 1980s: Vols Enjoy NCAA Success; Thompson-Boling Arena Opens

Just as Mears had done a decade and a half earlier, Don DeVoe put his stamp on Tennessee basketball in quick order. Inheriting a team built around All-America Reggie Johnson in the post and Terry Crosby and freshman Gary Carter at the wings, the 37-year-old former Ohio State player soon put whatever doubts there may have been about his appointment to rest. In that first season of 1978-79, DeVoe achieved a number of "firsts" for a Tennessee cage coach.

That first DeVoe team posted an overall record of 21-12 and a regular-season SEC mark of 12-6, good for the runner-up spot. That happened to be the season when the postseason conference tournament was revived after a 27-year hiatus, and when the Vols beat Kentucky 75-69 in the finals, it was the first conference tourney title for Tennessee since 1943. And since his team had swept the Wildcats in regular-season play, DeVoe became the first Vol skipper ever to beat the Wildcats three times in one campaign. The tourney championship also put the team in the NCAA playoffs, and when the Vols dusted off Eastern Kentucky 97-81 in the first round of play in Murfreesboro, Tenn., he became the first UT coach ever to record an NCAA Tournament victory. The Vols then lost in the second round to Notre Dame, but it had been a storybook maiden season for the tall man from the Buckeye state.

The good times rolled on. With such standout performers as Carter, Howard Wood and All-American forward Dale Ellis leading the attack, DeVoe's first five teams all participated in NCAA tourney play, all of them winning first-round games before being later eliminated. The 1981 team advanced to the NCAA Tournament's Sweet Sixteen before being eliminated 62-48 by Virginia and college player of the year Ralph Sampson. The best of the lot, 1981-82, won the school's seventh SEC title and posted a 20-10 record. That team felt just shy of upsetting powerful Virginia, led by Sampson, in an NCAA second-round game at Indianapolis, Ind., losing 54-51.

The 1983-84 team went 21-14 overall and went three rounds deep into NIT tournament play, and the 1984-85 team went 22-15 and reached the NIT's semifinals before losing to Indiana at Madison Square Garden. But after seven post-season tourney appearances in as many seasons, the DeVoe program suddenly made a sharp downward turn with two consecutive losing seasons in 1985-86 and 1986-87. But there were still bright spots. Guard Tony White scored 51 points in a game against Auburn in 1987, bettering by one point an old school single-game scoring record set by Ron Widby against LSU 20 years earlier.

The 1987-88 team turned things around with a 16-13 record and an NIT appearance, and when the 1988-89 team went 19-11 to get the Volunteers back into the NCAA playoffs, the program seemed to be moving in the right direction. But an 84-68 loss to West Virginia at Greensboro, N.C., in the first round of play sealed DeVoe's doom. After an 11-year tenure that had produced a 204-137 record, one SEC championship, one SEC tourney title, six NCAA playoff appearances and three trips to the NIT, DeVoe resigned.

In a way, DeVoe was a victim of his own accomplishments. The rousing successes of his early years, combined with Mears' long run, had raised expectations among Tennessee basketball fans. Overflow crowds at Stokely Center had sparked a drive for a new facility, and in the 1987-88 season the Vols moved into one of the most palatial college basketball homes in the country. The \$30 million, 24,535-seat Thompson-Boling Arena and Assembly Center. It was named after philanthropist B. Ray Thompson and then-UT president Ed Boling, and it signaled the school's commitment to competitive excellence.

### **Vols Open New Arena on River**

No one ever thought the Tennessee Volunteers would outgrow Stokely Athletics Center. The 12,700-seat arena was gigantic compared to the previous basketball arenas that the Vols called home. But with a winning basketball team and loads of excitement surrounding the program, a new basketball arena was inevitable.

Work began to raise money for a new and larger basketball facility. There was one goal for the new arena - make it larger than any arena in the SEC. In the early 1980s, Kentucky's Rupp Arena was tops in the SEC with its 23,000 seats. The big question was if an arena of that size would be large enough for the Vols. The demand for Tennessee basketball tickets was outrageous, and school officials were concerned.

The spark for the fire was an anonymous gift of \$5 million. That was followed by \$5 million in private UT donations, a \$7 million pledge from the state of Tennessee, \$10 million from Knox County and \$3 million in ticket and parking revenue. The ball was officially rolling.

Everything, however, came to a screeching halt after work on the arena had already begun. The Kansas contractor, who had obtained the contract with a bid of \$23 million, pulled out after multiple delays had pushed the completion date back several times. A Nashville contractor took over the responsibilities, and the new 24,535-seat arena was completed for the 1987-88 season.

It was discovered that B. Ray Thompson was the man responsible for the original donation for construction, and he was convinced to have his name attached to the new arena. However, the only way he would comply was if then-UT President Edward J. Boling's name was attached also. So, on Sept. 25, 1987, the new basketball facility was officially named the Thompson-Boling Assembly Center and Arena.

The largest on-campus basketball-only facility in the nation, Thompson-Boling Arena opened its doors to the Vols in good fashion when Tennessee beat Marquette 82-56 before 25,272 people. An arena-record crowd of 25,610 showed up Jan. 21, 1989, when UT hosted Kentucky.

## **1990s: Houston Sets UT Scoring Mark; Vols Return to NCAA Tournament**

Ironically, UT's hoops fortunes slumped badly in these luxurious new surroundings. DeVoe's successor, Wade Houston, was never able to get the program rolling. Houston, an Alcoa, Tenn., native who had played at Louisville and served as an assistant coach there, was warmly welcomed in his pioneer role as UT's first black head coach. He was enormously popular on the personal level, but he was able to post only two winning records in five seasons, and after a 5-22 campaign in 1993-94, he was replaced by Kevin O'Neill.

Even so, the name Houston still stands tall in UT history. The coach's son, Allan Houston, rewrote the Volunteer scoring record book during his four years under his father's tutelage, 1989-93. A velvet-mat guard, he zoomed past Grunfeld to set the school career mark with 2,801 points and also set records in single-season scoring, field goals and 3-point goals. The younger Houston led his dad's teams to NIT appearances in 1990 and 1992, both ventures ending in second-round losses.

Houston's successor, O'Neill, was a much fiercer sideline coach than his laid-back predecessor. O'Neill had enjoyed great success at Marquette, where he had won a reputation as a standout recruiter and defensive specialist. He took over the Vols program when its stock was at a very low ebb, and was not able to turn the program around in regard to wins and losses. Of his three Volunteer teams, only one, 1995-96, managed to break even during the regular season, 14-14, before suffering an NIT opening-round loss to the College of Charleston at Thompson-Boling Arena on a bitterly-cold March evening. But he did make headway in recruiting, and when he departed to take the head coaching job at Northwestern after the 1996-97 season, he left behind a healthy crop of young players.

Jerry Green's initial season of 20-9 in 1997-98 was the best for a first-year Volunteer cage coach since Emmett Lowery's 20-5 record in 1947-48. And it ended on a high note when the Vols won their way into the NCAA Tournament for the first time since 1989. Even an overtime loss to Illinois State at the Arco Arena in Sacramento, Calif., in the opening round could not rub the shine off Tennessee's best season in a decade. A South Carolina native who had a successful tenure as the head coach at Oregon and as Roy Williams' top assistant at Kansas, Green seemed to strike the right chord among players and fans alike with his down-home style. And his first-year success didn't end with the season. His signing of Cleveland, Tenn., high school superstar Vincent Yarbrough was perhaps Tennessee's greatest recruiting coup since Grunfeld and King.

Under Green's direction, Tennessee continued to achieve milestones for the program during the 1998-99 season in which the Vols went 21-9. The Vols returned to the NCAA Tournament, giving UT its first back-to-back bids since 1982-83, and won their first NCAA tourney game since 1983. The Vols won their last six SEC games, including a season-ending showdown with Kentucky to win their first SEC Eastern Division crown since divisional play started in 1992. UT's 21 wins were the most for the Vols since 1985 and just one short of the school's single-season record. Tennessee's season sweep of arch-rivals Kentucky and Vanderbilt also were cause for celebration. The Vols' win at Lexington was the first at Rupp Arena in 20 years.

### **Vols Run for 1991 SEC Tournament Title**

After enjoying peaks of success in the 1970s and '80s, the Tennessee Volunteers hit a treacherous valley in the early 1990s. Despite a tremendous scoring threat in Allan Houston (23.7 points) and a sharp-shooter in Lang Wiseman (13.2 points), the Vols fell on hard times during the 1990-91 season.

Tennessee began the season red-hot, winning five of its first six games. However, the Vols would only win four more games the rest of the season. Losing streaks highlighted the schedule, as the Vols saw consecutive streaks hit three, four and five games, as well as a seven-game losing streak to end the regular season. Tennessee won four straight during the first six games but never could win back-to-back games again. Wins over Florida, No. 19 LSU and Vanderbilt gave the Vols a 3-15 record in the SEC and placed them in a tie for eighth heading into the SEC Tournament in Nashville.

In the first round, Tennessee avenged two close losses to Mississippi with a 94-85 win over the Rebels. It was an upset, but no one was searching for a Cinderella slipper until the Vols upset No. 18 Mississippi State 87-70 in the second round. An underrated Tennessee team was having its way with the conference's best teams, and the magic ride continued with an 85-65 thrashing of Georgia in the semifinals.

The same Tennessee team that had won only three conference games in the regular season had just won three consecutive conference games in three straight days. They were the talk of the tournament, and they were looking to write a happy ending to the fairy tale. The underdog Volunteer

teers met No. 24 Alabama in the finals of the SEC Tournament, and the Crimson Tide washed away Tennessee's hopes of completing the dream with an 88-69 victory.

Tennessee ended the season with a 12-22 record in 1991. There wasn't much to cheer about other than an appearance in the conference tournament finals. But for three consecutive nights, the Vols were the Cinderella of the SEC Tournament, dreaming of an invitation to "The Big Dance."

## 2000s: Vols Start New Millenium with Regular Postseason Appearances

UT continued its return to the national spotlight with the dawn of the new century. The Vols began the new millennium as a consistent name in national polls and with a pair of trips to the NCAA Tournament.

The 2000 season was one of the most successful in school history, with the Vols winning a school-record 26 games and advancing to the Sweet 16 of the NCAA Tournament. UT won a share of its eighth SEC title and its second straight SEC Eastern Division crown. Not only did the Vols win 20 games for the third consecutive season, but they did so faster (23 games) than any other team in school history. They spent the entire season ranked in the top 25, reaching as high as No. 5, and finished the season ranked 11th in the final Associated Press poll.

The 2001 season saw the Vols ranked No. 9 in the Associated Press preseason poll, and they climbed as high as No. 4 during the year. The No. 4 ranking tied for the highest in school history. For the fourth straight year, the Vols won 20 games, finishing the season with a 22-11 record. At the end of the regular season, UT made its fourth trip to the NCAA Tournament in as many years, bowing to Charlotte in the first round.

Buzz Peterson was named the 16th head coach in school history on April 4, 2001, following the resignation of Jerry Green after the season. Peterson, who attended UT football games while growing up in Asheville, N.C., came to Knoxville after leading Tulsa to a 26-11 record and the NIT championship.

In his four seasons in Knoxville, Peterson led the Vols to a 61-59 overall record and appearances in the National Invitation Tournament in 2003 and 2004.

Ron Slay, who missed the second half of his junior season with a knee injury, returned to the Vol lineup in 2003 to lead the Southeastern Conference in scoring with 21.2 points per game and was named the league's Player of the Year.

In 2005, freshman guard Chris Lofton took the league by storm by making 93 3-pointers, the most-ever by a freshman in the Southeastern Conference. His 46.5 shooting from behind the 3-point arc led the SEC and ranked fourth nationally.

On March 28, 2005, Bruce Pearl took over the reins of the Tennessee program just days after leading UW-Milwaukee to the Sweet Sixteen of

the NCAA Tournament.

Pearl made his presence felt in his first season in Knoxville, leading the Vols to the 2006 SEC Eastern Division championship with a 12-4 league record and a 22-8 overall mark. The Vols received a No. 2 seed in the NCAA Tournament, the highest seeding in school history.

After the season, the honors came rolling in. Pearl was named the Associated Press SEC Coach of the Year and also was a finalist for the Naismith Trophy Men's College Coach of the Year in addition to earning national coach of the year honors from *The Sporting News* and CBS Sportsline.com.

Lofton rewrote Tennessee's single-season record books in 2005-06 with his 3-point shooting on his way to earning consensus first-team All-SEC honors and several All-American awards. The sophomore broke school records for 3-pointers made (114), 3-pointers attempted (261) and 3-pointers per game (3.80 3pg). His 114 3-pointers in 2005-06 were the second-most in Southeastern Conference history.

Tennessee's second season under Pearl's guidance produced the second-most wins in school history and one of the most memorable NCAA Tournament runs in school history. The Vols completed the 2006-07 campaign with a 24-11 overall record, and their 10-6 SEC mark was tied for the second-best in the league. In the first round of the NCAA Tournament, the Vols tied a school scoring record in defeating Long Beach State 121-86. UT held on for a 77-74 win over Virginia in the second round before falling to eventual national runner-up Ohio State in the Sweet Sixteen.

Lofton was named the 2007 Associated Press SEC Player of the Year and was a consensus second-team All-America selection after leading the conference with 20.8 points and 3.42 3-pointers per game.

Pearl's third season in Knoxville produced a school-record for wins with a 31-5 overall mark, and the Vols won their first outright SEC title since 1967 with a 14-2 league record. Tennessee spent most of the season ranked in the top 10 and achieved the program's first No. 1 ranking after a 66-62 win at then-No. 1 Memphis in late February.

Tennessee advanced to the Sweet Sixteen of the NCAA Tournament for the second consecutive year with wins over American and Butler before falling to Louisville in the Regional Semifinals.

Lofton earned second-team All-American honors for the third time in his career. He finished his career with 2,131 points, and his 431 3-pointers were the most in SEC history and ranked third all-time in the NCAA. Tyler Smith joined Lofton in garnering first-team All-SEC honors, and JaJuan Smith was a second-team pick. Bruce Pearl was named SEC Coach of the Year and was honored as national coach of the year by the Adolph Rupp Cup.

In 2008-09, Pearl again led the Vols to an SEC Eastern Division title, a 20-win season and a berth in the NCAA Tournament. The Big Orange finished the year 21-13 (10-6 SEC) and became the first program in SEC history to finish ahead of Kentucky in the league standings for four straight seasons.



OUTLOOK

PLAYERS

STAFF

REVIEW

RESULTS

RECORDS

HONORS

POSTSEASON

VOLMANAC

MEDIA INFO



## Chris Lofton Wins His Biggest Battle

Chris Lofton beat everything thrown his way during his four-year career at Tennessee, and he often did it with people lining up to tell him he couldn't.

But the toughest battle he faced at Tennessee was not resurrecting the basketball program or quieting the doubters who thought he couldn't be a producer on a major Division I basketball team.

It was something much worse, much more vicious and much more devastating than any challenge the simple game of basketball can provide.

It was cancer.

And in true Lofton fashion, he beat it.

It was already a bad night when Lofton and his parents were taken into a San Antonio hotel room mere hours after the Vols had fallen to Ohio State in the Sweet 16 in 2007. In the room, Lofton was told that one of the randomly-administered NCAA drug tests had come back positive.

The test had come back showing high levels of beta hCG. It could mean Lofton was using steroids, or it could be an early warning sign of cancer.

It was the latter, and six days after the Ohio State game, Lofton had surgery to remove a cancerous tumor.

He began radiation treatments on April 25, 2007, that left him cancer-free, but they also drained 15 pounds of muscle off his body and put him far behind the curve in getting ready for his senior season.

Lofton was not going to let cancer stand in the way of his senior year, a season that was predicted to be one the best in school history as he turned down an opportunity to redshirt.

The season turned out to be everything hoped for. UT achieved its first No. 1 ranking in history, had a school-record 31 wins and won the SEC title.

But the face of the team was not producing on the levels people had expected. Lofton's face had adorned the cover of *Sports Illustrated*, but he was not putting up numbers to match his junior campaign, during which he was named SEC Player of the Year after averaging 20.8 ppg.

Lofton started the season shooting just 34 percent from the field and had everyone questioning if something was wrong with him.

It turns out the only thing that matched Lofton's work ethic was his ability to keep a secret. The select group of people who knew about his cancer didn't include any teammates.

"I wanted to deal with it on my terms," Lofton said. "I didn't want it to be a distraction for our team. I knew if it came out, everything would change. I didn't want it that way."

So Lofton quietly led his team, with a 15.9-point average, to another Sweet Sixteen appearance. In doing so, he shot 49 percent from 3-point range the rest of the regular season, returning to the Lofton every SEC opponent had feared from previous encounters.

He finished his career with an SEC-record 431 3-pointers made and was fourth on UT's all-time scoring list with 2,131 career points. But he will forever mean more to UT than simply numbers.

"You look at what he has gone through ..." head coach Bruce Pearl said. "He's still going to be remembered as one of the best players to wear orange."

"I was privileged to coach him."

## 2010s:

### Transition on Rocky Top;

### Pearl, Martin, Tyndall Precede Barnes

In terms of NCAA Tournament success, the 2009-10 season was the best in Tennessee's storied history, as the Volunteers fell just one-point shy of the Final Four.

After coach Bruce Pearl led the Vols to an 11-5 conference record and a third-place finish in the SEC Eastern Division, Tennessee began its NCAA Tournament journey in Providence, R.I. Led by seniors Wayne Chism, Bobby Maze, J.P. Prince and Brian Williams, the sixth-seeded Vols defeated San Diego State and then Ohio University to advance to the Sweet Sixteen for the third time in the Pearl era.

The Edward Jones Dome in Kansas City, Mo., was UT's next tournament stop. And a 76-73 come-from-behind victory over No. 2-seeded Ohio State and National Player of the Year Evan Turner lifted Tennessee into the Elite Eight for the first time in school history.

Two days later, the Midwest Regional Final saw UT tip off against fifth-seeded Michigan State. After surviving a 14-1 Spartans run and charging back from an eight-point deficit in the second half, Tennessee forged a 69-69 tie with 11 seconds left. But MSU's Raymar Morgan made the game-winning free throw to end the Vols' season at 28-9.

## Pearl Era Ends After Six Seasons

The 2010-11 season saw Tennessee make its sixth consecutive NCAA Tournament appearance, but the entire year was clouded by an ongoing NCAA investigation.

Head coach Bruce Pearl had provided the NCAA with "false and misleading information" in the course of its official inquiry prior to the season, and Southeastern Conference commissioner Mike Slive had suspended Pearl for Tennessee's first eight regular-season SEC games (associate head coach Tony Jones led the Vols to a 5-3 mark during that span).

After a disappointing and lopsided loss to Michigan in the NCAA Tournament's round of 64, UT athletics director Mike Hamilton relieved Pearl and his staff of their duties on March 21, 2011.

Pearl was later given a three-year "show cause" penalty by the NCAA, while each of his full-time assistant coaches received a one-year penalty.

Tennessee under Pearl averaged more than 24 wins per season, earned the nation's No. 1 ranking for the first time in program history, boasted an average year-end RPI of 17.2 and never failed to make the NCAA Tournament — tying a school-record with six consecutive berths in the Big Dance.

## Martin Maintains UT's Winning Ways

On March 28, 2011, Tennessee named Cuozzo Martin the 18th head coach in program history.

The East St. Louis, Ill., native starred at Purdue under legendary coach Gene Keady before being selected in the 1995 NBA Draft.

Martin's arrival at UT was preceded by three successful seasons as head coach at Missouri State (2009-11).

In his first year with the Vols, the Big Orange were picked in the pre-season to finish 11th in the then-12-team SEC. But Martin led Tennessee to a 10-6 conference record and a second-place SEC finish.

The 2012-13 season saw Martin lead Tennessee to 20 wins, as well as victories in each of the team's final nine regular-season games (for the second straight year).

Martin also joined Jerry Green and Bruce Pearl as the only UT head coaches to lead the Vols to victories over at least three AP Top-25 teams in each of their first two seasons on Rocky Top. Those triumphs included wins over Wichita State, eighth-ranked Florida and a 30-point victory over Kentucky that marked UT's largest-ever margin of victory against the Wildcats.

In Martin's third and final season at Tennessee, the Vols totaled 24 wins, earned the program's first NCAA Tournament berth since 2011 and advanced all the way from the "First Four" in Dayton to the Sweet Sixteen.

That team was led by seniors Jeronne Maymon, Jordan McRae and Antonio Barton as well as junior Jarnell Stokes. McRae and Stokes both were selected in the 2014 NBA Draft after the season, while Maymon and Barton each signed professional basketball contracts overseas.

Martin accepted the head coaching position at Cal in April 2014 and was replaced at Tennessee by Southern Miss head coach Donnie Tyndall later that month.

## Tyndall's Short Stay Sets Stage for Barnes Era

Tyndall's 2014-15 Tennessee squad was among the youngest and least experienced in the nation — boasting only four returning scholarship players and just one player who had ever scored in double figures in an SEC game. Due to injuries, the Vols entered SEC play with just nine healthy scholarship players.

Despite its challenges, that team finished 16-16 overall, and its 10th place SEC finish was three spots better than where the team was picked to finish in the preseason. The Vols defeated a pair of top-20 opponents in No. 15 Butler and No. 19 Arkansas, and senior point guard Josh Richardson earned first-team All-SEC honors from both the Associated Press and the league's head coaches before being drafted 40th overall by the Miami Heat.

Tennessee terminated Tyndall's contract on March 27, 2015. And just four days later, on March 31, Vice Chancellor/Director of Athletics hired legendary head coach Rick Barnes to lead the Volunteers program.

In Barnes' 28 previous seasons as a head coach — 17 of which he spent at Texas — his teams reached the NCAA Tournament 22 times.

*The late Ben Byrd is the former sports editor of the Knoxville Journal. He covered Tennessee basketball for more than 50 years. Additional content has been provided by Josh Pate and Craig Hammel, UT Media Relations.*



## HEAD COACHING HISTORY



**Zora Clevenger**  
1911-16

A football coach by trade, Zora Clevenger was one of the first coaches in school history to simultaneously hold the head coaching jobs for the basketball and football teams. In five seasons as the basketball coach, he led the Vols to a 50-14 record. The 1904 Indiana University graduate's winning percentage of .781 still rates as the best in Tennessee history. On the gridiron, he recorded a 26-15 record in five seasons and led the Vols to the 1914 SIAA championship.

The Muncie, Ind., native got his coaching start at his alma mater in 1905 with a 5-12 record. A year later he led the Hoosier cagers to a 7-9 mark. Later, Clevenger coached four seasons (1917-20) at Kansas State Agricultural College, where he posted a 54-16 record on the hardwood. Following administrative positions at the University of Missouri and Nebraska Wesleyan, Clevenger returned to Indiana where he was named the director of athletics. In 1968 he was inducted into the College Football Hall of Fame as a hallfack.



**Blair Gullion**  
1935-38

Considered one of the nation's top basketball tacticians, Blair Gullion (pronounced: GULL-yin) took over the Vols before the 1935-36 season and promptly won the school's first SEC championship in any sport. The first full-time basketball coach in school history, Gullion posted a 47-19 (.712) record in his three seasons in Knoxville.

A precise tactician who had written numerous textbooks on the game, Gullion ran a tightly patterned, multiple-screening offense that caused defenses to get lost. Described by one of his star players, Floyd "Biggy" Marshall, as a person who "lived, dreamed, ate and slept basketball," Gullion gave the Vols their first glimpse of national basketball prominence. Two times he led the Vols to the SEC championship game, winning it in 1936. Under his tutelage, Harry Anderson became the school's first All-American in 1936.

Just weeks prior to the 1938-39 season, Gullion abruptly left for Cornell where he stayed for several years. He also coached at Washington University at St. Louis and the University of Connecticut before retiring.



**John Mauer**  
1938-47

After Blair Gullion departed with such short notice before the 1938-39 season, John Mauer was tabbed by Major Robert Neyland as the man to take over for the popular Gullion.

Prior to coming to Tennessee, the Aurora, Ill., native proved himself as an athlete when he was named the Outstanding Athlete and Scholar in the Big Ten Conference while competing for Illinois. A college roommate of Harold "Red" Grange, Mauer was one of the first college basketball players to use the "one-hand" shot.

After college, he began his coaching career at Kentucky, where he preceded Adolph Rupp, and posted a 40-14 record in three years. In the early 1930s, he moved to Miami of Ohio, where he coached with Paul Brown and Weeb Ewbank on the gridiron and directed the Miami cagers for eight seasons.

After a shaky start in his first season, Mauer cemented his place in the hearts of Tennessee fans with a 30-29 win over Kentucky in Lexington. The Vols went on to a 14-7 overall record and a 6-5 mark in the SEC in 1939. Two years later, Mauer led UT to the first of two SEC championships over a three-year period with a 36-33 win over Kentucky in the SEC championship game.

In his eight seasons at Tennessee, Mauer recorded a 127-41 record. In addition to his duties with the Vol cagers, Mauer also served as an assistant football coach to Neyland and was the head baseball coach. On the gridiron, he helped lead the Vols to three SEC titles and the 1940 national championship.



**Emmett Lowery**  
1947-59

An All-American guard as a player for coach Ward Lambert at Purdue in the early 1930s, Emmett Lowery brought that same success to Tennessee. A college teammate of John Wooden, Lowery brought a tightly-patterned, fast-break offense and man-to-man defense to Knoxville. In fact, he could often be heard yelling "Pass and cut, pass and cut," from the sidelines.

Other coaches in the Southeastern Conference took notice of Lowery's mastery of the fast-breaking offense. "The Tennessee fast break under Lowery was the best I've ever seen," famed Auburn mentor Joel Eaves said. "It was beautifully patterned, beautifully executed."

In his first season at Tennessee, the gentlemanly Lowery brought the Vols their first 20-win season in school history when UT posted a 20-5 overall mark. Over a 12-year career at Tennessee, Lowery was 169-110 before leaving to pursue business opportunities in Florida. On Jan. 14, 1950, he directed the Vols to a stunning 66-53 win over Kentucky, ending the Wildcats' 44-game conference winning streak that stretched more than five years.

In a time when many SEC schools were building newer and bigger arenas, Lowery saw Tennessee take the first steps towards building a new facility. In Lowery's final season, Tennessee moved out of the smaller Alumni Memorial Gymnasium and into the 7,500-seat Armory-Fieldhouse. Opening night in the new facility went down to the wire, with Vols guard Kenny Coulter hitting a last-second shot to defeat a strong Wyoming team 72-71.



**John Sines**  
1959-62

After eight years on the bench as an assistant coach to Emmett Lowery, John Sines became the first, and still the only, assistant to be promoted to head coach at Tennessee.

Like his predecessor on the UT bench, Sines was a product of Ward Lambert's Purdue teams from the 1930s. A captain of the Boilermakers' 1938 Big Ten championship team, Sines went on to play in the National Basketball League. A forward for the Indianapolis franchise, Sines was named to the 1940 NBL All-Star Team.

His first Tennessee squad returned only Dalen Showalter from the previous year's starting lineup but finished the season 12-11. That first season was capped off with a 65-63 win at Kentucky, the Vols' first win in Lexington since 1939.

His second season was marred by eight losses by five points or less as the Vols dropped to a 10-15 record. Sines, whose Vols were rocked by scandal following the 1961 season, resigned one year later after posting a 4-19 record in 1961-62.

Although the finish of Sines' career at UT may have been disappointing, he left the school with one of best recruiting classes in its history. A.W. Davis and Bobby Hogsett spent the 1961-62 season on a freshman team that regularly defeated the varsity in practice.



**Ray Mears**  
1962-77

A showman comparable to the legendary P.T. Barnum, Ray Mears was also one of the top college basketball coaches in his era.

Mears came to Tennessee in the spring of 1962 following a successful stint at Wittenberg University in Springfield, Ohio, where he had a 114-22 record and won the 1961 NCAA college division championship.

Mears took just one season to reverse Tennessee's fortunes. Inheriting a team that won just four games the previous year, the Vols won 13 Mears' first year and were recording 20-win seasons within three years.

His 21-year career record of 399-135 (.747) ranked second in the nation among active coaches at the time of his retirement. In his 15 seasons at Tennessee, Mears recorded a 278-112 (.713) record. During his time in Knoxville, the Vols won 20 or more games seven times, finished third or better in the SEC in 13 of his 15 seasons and won three SEC championships (1967, 1972 and 1977).





Under Mears' direction, Tennessee made seven postseason appearances. The Vols made three NCAA Tournament appearances, two National Invitation Tournament showings and participated in the now-discontinued Collegiate Commissioners Association meet.

Nine of his players went on to earn All-American honors, including three-time first-team All-American Bernard King and two-time first-team pick Ernie Grunfeld, perhaps the most famous duo in Tennessee history. The two-time Southeastern Conference Coach of the Year (1967 and 1977) saw one of his pupils named the SEC Player of the Year four times.

Mears was the ultimate showman. Not only did his teams provide plenty of excitement on the court, but there also was plenty of excitement around the game. Just before tipoff of games, he would have his team run through a giant wooden "T" onto the court. When the starting lineups were introduced, Tennessee was one of the first schools to have the lights in the arena dimmed and a spotlight placed on the Vol player. The pregame warmups featured Harlem Globetrotter hi-jinks, including an orange and white ball during passing drills. Additionally, Mears had a student dressed in a bear costume ride a unicycle and perform a pre-game act to help create a festive atmosphere at the games.

A disciplinarian and stern taskmaster who also was the consummate entertainer, Mears was a study in contrasts. While he studied statistics, poring over diagrams while plotting strategy like a military general planning an attack, Mears also created an exciting environment at games that left Tennessee fans thirsting for more.

Mears was sidelined for the 1977-78 season and decided to retire from active coaching. During his absence, assistant coach Cliff Wettig stepped up as acting head coach for that season.

Mears passed away on June 11, 2007.



**Don DeVoe**  
1978-89

When Tennessee began its search for a replacement for Ray Mears, Don DeVoe's name was one of the first to be mentioned.

A successful mentor at Virginia Tech, where he won an NIT championship, and at Wyoming where he quickly turned the Cowboys into one of the top Western Athletic Conference teams, DeVoe was given the task of keeping Tennessee as one of the top teams in the Southeastern Conference.

A 1964 graduate of Ohio State, DeVoe was a member of OSU's 1962 squad that featured Jerry Lucas and John Havlicek and finished runner-up in the NCAA Tournament. He later served as an assistant coach to Bobby Knight at Army. It was there that DeVoe learned the nuances of the sticky man-to-man defense that he became known for throughout his career.

DeVoe's first season at Tennessee was met with instant success. Taking a team that had struggled to an 11-16 record in 1977-78, he directed the Vols to a 21-12 record, an SEC Tournament championship and an appearance in the Sweet Sixteen in the NCAA Tournament.

Behind SEC Player of the Year Dale Ellis, DeVoe's 1981-82 squad was one of his best in Knoxville. The Vols tied with Kentucky for the SEC championship on their way to a 20-10 record and yet another NCAA Tournament appearance.

A three-time selection as the Southeastern Conference Coach of the Year, DeVoe led the Vols to nine postseason appearances in his 11 seasons in Knoxville. UT's streak of five consecutive NCAA Tournaments (1979-83) was tied for the best in school history at that time. The second-winnest coach in UT history, DeVoe's 204-137 record trails only Ray Mears' 278 wins.

DeVoe left Tennessee following the 1988-89 season and spent the next campaign as an interim coach at Florida. There, he led the Gators to a 7-21 record. After taking over the helm of Navy's basketball program in 1992, DeVoe won his 500th career game during the 2002-03 season.

He retired from coaching following the 2003-04 campaign.



**Wade Houston**  
1989-94

Denny Crum's top assistant coach at Louisville for 13 seasons, Wade Houston was named the 13th coach in Tennessee history prior to the 1989-90 campaign.

Houston, who grew up in Alcoa, Tenn., just 14 miles south of the Tennessee campus, helped Crum direct Louisville to 11 NCAA Tournaments, four Final Fours and two (1980 and 1986)

national championships.

Houston's first season at Tennessee presented the challenge of replacing all five starters from a team that had gone 19-11 and received an invitation to the NCAA Tournament. In that rookie campaign, the Vols fashioned an impressive 16-14 record and appeared in the National Invitation Tournament.

In 1991, the Vols struggled to a 12-22 record but made an improbable run through the Southeastern Conference Tournament in Nashville. Drawing the ninth seed in the tournament, the Vols defeated Mississippi in the first round before upsetting top-seeded Mississippi State in the second round. After beating Georgia in the semifinals, an exhausted UT squad fell to Alabama in the championship game.

The 1992 season saw the Vols rebound to go 19-15, finish third in the Southeastern Conference and advance to the National Invitation Tournament. The next season, Houston's son, Allan, became the school's all-time leading scorer with 2,801 career points and was the 11th overall pick in the NBA Draft by the Detroit Pistons.

In his five seasons at Tennessee, Houston recorded a 65-90 record while leading the Vols to two appearances in postseason tournaments. He resigned his position late in the 1994 season.



**Kevin O'Neill**  
1994-97

Tennessee basketball fans got a preview of the 14th coach in school history when Kevin O'Neill brought his Marquette squad to Knoxville to battle Duke in the Sweet Sixteen of the NCAA Tournament. After leading at halftime, Marquette fell to the eventual national runner-up, but made a lasting impression on Vol fans.

The high-energy O'Neill, whose wit, candor and basketball insight captivated fans around the Southeast, was charged with restoring the Vols to national prominence. With a legendary work ethic, O'Neill hit the recruiting trail to fill the Vols' roster with top players. One of his first recruiting scores came when Nashville's Brandon Wharton turned down several football scholarship offers to ink with the Vols prior to the 1995-96 season. Then, during the summer of 1995, McDonald's All-American Charles Hathaway committed to play for O'Neill's Vols. That commitment laid the groundwork for another prep All-American, C.J. Black, and eventually Isaiah Victor.

On the court, O'Neill's Vols used a stifling defense to frustrate opponents. In his three seasons at Tennessee, O'Neill recorded a 36-47 record and directed the Vols to an appearance in the 1996 National Invitation Tournament. Although he didn't get to enjoy the full fruits of his recruiting success before bolting to take a job at Northwestern following the 1996-97 season, O'Neill laid the groundwork to return Tennessee to the national power it was two decades earlier under Ray Mears.

After three seasons at Northwestern, O'Neill spent time as an NBA assistant coach. His post-Northwestern head-coaching stints included tenures with the NBA's Toronto Raptors (2003-04), the University of Arizona (interim coach in 2007-08) and University of Southern California (2009-13).



**Jerry Green**  
1997-2001

Jerry Green came to Tennessee prior to the 1997-98 season fresh from resurrecting a floundering Oregon program and taking the Ducks to NCAA and NIT tournament berths. In his four seasons in Knoxville, he achieved the same level of success, and then some, with the Vols.

Green's first Tennessee squad in 1997-98 achieved the 20-victory plateau, his second won the Eastern Division championship of the Southeastern Conference and his third earned a share of the regular-season SEC crown.

His fourth year at Tennessee saw the Vols win 20 games for the fourth consecutive season and advance to the NCAA Tournament for the fourth time in as many years.

In four seasons at the helm of the Tennessee program, the former University of Kansas assistant coach directed the Vols to an 89-36 (.712) overall record and a 41-23 (.641) mark in SEC games. While Tennessee's school record for most wins in a season when he came to Knoxville was 22 (1985 and 1977), Green averaged 22.3 wins per year at UT.

For his efforts in guiding Tennessee to the most wins (26) in school history in 2000 and gaining a share of the SEC title for the first time since 1982, Green was named National Coach of the Year by CBS.Sportsline.



com. He also was named the District VII Coach of the Year by the National Association of Basketball Coaches.

Green's memorable achievements during his reign at UT include leading the Vols to their third-ever Sweet Sixteen appearance, guiding his teams to two straight SEC Eastern Division titles, back-to-back 12-win SEC campaigns, a school-record six-game SEC road winning streak, four consecutive 20-win seasons and four straight NCAA Tournament bids.



**Buzz Peterson**  
2001-05

A native of Asheville, N.C., whose father was a graduate of the University of Tennessee, Buzz Peterson grew up attending Vols athletic events.

Selected the North Carolina high school player of the year over Michael Jordan, he later teamed with Jordan to help lead North Carolina to the 1982 NCAA championship.

After learning the game under coaching legends such as Dean Smith, Bill Guthridge, Eddie Fogler and Roy Williams, Peterson embarked on a successful coaching career that included stops at Appalachian State, East Tennessee State, North Carolina State and Vanderbilt before landing his first head-coaching gig at Appalachian State. After leading the Mountaineers to Southern Conference division championships in four seasons, he moved to Tulsa where he directed the Golden Hurricane to the 2001 National Invitation Tournament title.

In four seasons at Tennessee, Peterson led the Vols to postseason appearances in 2003 and 2004 while posting a 61-59 record. In 2003 he directed the Vols to their first win over an opponent ranked in the top five in more than a decade when UT defeated fourth-ranked Florida 66-59. Several of his players earned regional and national honors under his tutelage. Ron Slay was named the SEC Player of the Year in 2003 after leading the league with 21.2 points per game. Two Vols were selected in the 2002 NBA Draft, including lottery pick Marcus Haislip.

Peterson went on to serve as head coach at Coastal Carolina (2005-07), Appalachian State (2009-10) and UNC Wilmington (2010-14).



**Bruce Pearl**  
2005-11

Having arrived on Rocky Top following successful head coaching stints at Division II Southern Indiana (1992-2001) and Wisconsin-Milwaukee (2001-05), Bruce Pearl presided over the most successful six-year period in the storied history of Tennessee basketball.

With the longtime Dr. Tom Davis pupil patrolling the bench, the Volunteers pushed aside perennial powerhouses Kentucky and Florida while asserting themselves as the Southeastern Conference's winningest program during his tenure.

Tennessee under Pearl averaged more than 24 wins per season, earned the nation's No. 1 ranking for the first time in program history, boasted an average year-end RPI of 17.2 and never failed to make the NCAA Tournament—tying a school-record with six consecutive berths in the Big Dance.

In SEC annals, Pearl's 145 victories rank 31st all-time, while his .704 win percentage stands as the ninth-best in league history. Such dominant success within one of the nation's premier college basketball conference also yielded three SEC Eastern Division titles and the 2008 regular-season SEC championship.

With Pearl at the helm, Tennessee had a record of .500 or better against 10 of its 11 SEC rivals, and UT's 65 regular-season SEC wins from 2006-11 led the league.

Tennessee ranked in the top five nationally in average home attendance in each of Pearl's six seasons, and he also lured a pair of top-10 recruiting classes to UT.

The Vols under Pearl sought out non-conference matchups with the most prominent teams and players on the collegiate landscape. During his time in Knoxville, the Vols defeated Kevin Durant and Texas, Derrick Rose and Memphis, Greg Monroe and Georgetown, Matt Bouldin and Gonzaga, Sherron Collins and Luke Aldrich of Kansas and Ohio State with National Player of the Year Evan Turner. That's in addition to logging SEC wins against future NBA standouts such as John Wall, Ronnie Brewer, Glen Davis, Al Horford and Rajon Rondo.

Twice in the Sharon, Mass., native's last four years as coach, UT landed in the top 10 in the final national rankings, with a high of No. 5 after logging a school-record 31 wins in 2007-08.

Pearl now is in his third season as head coach at Auburn.



**Cuonzo Martin**  
2011-14

Cuonzo Martin led the Volunteers to a 63-41 record during his three years guiding the UT program.

The East St. Louis, Ill., native starred at Purdue under legendary coach Gene Keady before being selected in the 1995 NBA Draft.

Martin's arrival at UT was preceded by three successful seasons as head coach at Missouri

State (2009-11).

In his first year with the Vols, the Big Orange were picked in the pre-season to finish 11th in the then-12-team SEC. But Martin led Tennessee to a 10-6 conference record and a second-place SEC finish.

The 2012-13 season saw Martin lead Tennessee to 20 wins, as well as victories in each of the team's final nine regular-season games (for the second straight year).

Martin also joined Jerry Green and Bruce Pearl as the only UT head coaches to lead the Vols to victories over at least three AP Top-25 teams in each of their first two seasons on Rocky Top. Those triumphs included wins over Wichita State, eighth-ranked Florida and a 30-point victory over Kentucky that marked UT's largest-ever margin of victory against the Wildcats.

In Martin's third and final season at Tennessee, the Volunteers totaled 24 wins, earned the program's first NCAA Tournament berth since 2011 and advanced all the way from the "First Four" in Dayton to the Sweet Sixteen.

He accepted the head coaching position at Cal in April 2014 and is now in his third season with the Golden Bears.



**Donnie Tyndall**  
2014-15

After averaging more than 21 wins during his eight-year head coaching career—including an unprecedented 56-17, championship-winning two-year run at Southern Miss—Donnie Tyndall was tabbed to lead the Tennessee program on April 22, 2014.

Tyndall's lone Tennessee squad was among the youngest and least experienced in the nation—boasting only four returning scholarship players and just one player who had ever scored in double figures in an SEC game. Due to injuries, the Vols entered SEC play with just nine healthy scholarship players.

Despite its challenges, that 2014-15 Tennessee team finished 16-16 overall, and its 10th place SEC finish was three spots better than where the team was picked to finish in the preseason. The Vols defeated a pair of top-20 opponents in No. 15 Butler and No. 19 Arkansas, and senior point guard Josh Richardson earned first-team All-SEC honors from both the Associated Press and the league's head coaches and was selected 40th overall by the Miami Heat in the 2015 NBA Draft.



**Rick Barnes**  
2015-Present

Tennessee's fortunes on the hardwood have never looked brighter, as Rick Barnes, the most decorated and accomplished head coach in school history, was handed the reins to the men's basketball program on March 31, 2015.

The marriage of Barnes' Hall of Fame-worthy résumé—highlighted by more than 600 previous career Division I head coaching wins, the ninth-most among all active coaches—and Tennessee's world-class facilities, fervent fan base and outstanding athletic and academic resources, sets the Volunteers on a course to consistently compete for championships.

Barnes first Tennessee squad featured a roster with an average height of 6-4, and the Vols lost their leading scorer, senior point guard Kevin Punter Jr., to injury in mid February. Despite those challenges, Barnes guided the 2015-16 Volunteers to 15 wins and impressive victories over rivals Florida, Kentucky and Vanderbilt. And a pair of unexpected victories at the SEC Tournament generated positive momentum for 2016-17.

## ALL-TIME LETTERMEN

## A

Albrecht, Justin 2003, 04  
 Alexander, Kyle 2016  
 Allen, Arthur 1940  
 Allen, Corey 1992, 93  
 Ammerman, Leon 1956, 57, 58 (Capt.)  
 Anderson, Glenn 1960  
 Anderson, Harry 1934, 35 (Capt.), 36 (Capt.)  
 Anderton, David 1960, 61, 62  
 Arterburn, Sam 1986  
 Ashworth, Doug 1974, 75, 76 (Capt.)  
 Asumnu, Stanley 2003, 04, 05, 06  
 Atkins, Doug 1951  
 Ayres, Morgan B. 1924

## B

Bailey, William 1943  
 Baker, Del 1998, 99, 00, 02  
 Balitsaris, Mike 1940, 41, 42  
 Barnes, Cortez 1994  
 Barnett, Irv "Big Stoop" 1945  
 Barnhill, John H. 1926, 27, 28  
 Bartlett, Tommy 1950, 51, 52 (Capt.)  
 Barton, Antonio 2014  
 Batey, Jack S. 1923, 25  
 Baulkman, Devon 2015, 16  
 Bayne, Howard 1964, 65, 66 (Capt.)  
 Beaman, Tyrone 1981, 82, 83, 84  
 Beane, David 1922, 23  
 Beaty, Brian (Mgr.) 1992, 93  
 Bell, David 1967  
 Bell, Greg 1988, 89, 90, 91  
 Bell, Henry R. 1918, 19, 20 (Capt.)  
 Berry, Orlando 1992  
 Bertelkamp, Bert 1977, 78, 79, 80  
 Bertelkamp, Hank 1951, 52, 53 (Capt.)  
 Bingham, Don 1957  
 Binks Jr., William P. (Mgr.) 1941  
 Black, C.J. 1997, 98, 99, 00  
 Boerwinkle, Tom 1967, 68  
 Bogott, Dan 1953  
 Bohannon, Etdrick 1995  
 Bond Jr., Cyrus H. 1912, 13  
 Bonds, Rodney 1994  
 Bone, Josh 2010, 11  
 Booth, Bill 1961, 63  
 Bowe, Clarence 1923, 24, 25  
 Bowe, Nat W. (Mgr.) 1938  
 Bower, B.A. 1913  
 Bowers, Richard 1950, 51, 52  
 Bowling, Orb 1961, 62, 63  
 Bradford, Jim 1918  
 Bradshaw, Dane 2004, 05, 06, 07 (Capt.)  
 Brand, Chris 1992, 93  
 Brand, Herschel 1936  
 Braswell, Bo (Mgr.) 1987  
 Brockman, Bobby (Mgr.) 1978  
 Brooks, Michael 1981, 82, 83, 85  
 Brown, Elvin 1986, 87, 88  
 Brown, Fred V. 1929, 30  
 Brown, Jermaine 1992, 93  
 Bryant, Frank E. (Mgr.) 1910  
 Brykalski, Bob 1975  
 Burdette, George 1925  
 Burris, Art 1947, 48, 49, 50 (Capt.)  
 Burton, Willie 1982, 83, 84  
 Butcher, Elvin 1926, 27, 28 (Capt.)  
 Byington, J.D. 1953, 54, 55  
 Byrd, Bill 1948, 49

## C

Caldwell, Craig (Mgr.) 1942

Caldwell, Stanley 1993, 94  
 Callaway, Frank B. 1918 (Capt.), 19 (Capt.)  
 Campbell, Don 1970  
 Campbell, Galen 2015  
 Campbell, Glenn 1959, 60, 61 (Capt.)  
 Campbell, Roe 1921, 22, 23  
 Cannington, Quinn 2010  
 Carmichael, Ron 1959, 60  
 Carmichael III, Willie 2015  
 Carnes, Shane 1995  
 Carroll, Brian (Mgr.) 1997, 98  
 Carter, Bobby 1959, 60, 61  
 Carter, Gary 1979, 80, 81  
 Carter, Lorraine 1926  
 Carter, Myron 1984, 85  
 Carter, Paul D. 1915, 16  
 Cate, Bill 1955, 56  
 Chievous, Quinton 2013  
 Childress, Ryan 2006, 07, 08, 09  
 Chism, Wayne 2007, 08, 09 (Capt.), 10 (Capt.)  
 Christenberry, Dexter (Mgr.) 1937  
 Clark, Austin 1974, 75, 76  
 Clark, John 1941, 42  
 Clark, Rickey 1989  
 Clemmons, Drew 2003  
 Clinard, John G. 1915, 16  
 Coffman, Greg (Mgr.) 1967, 68  
 Coffman, Wes 1967, 68  
 Cole, Johnny Paul (Mgr.) 2012  
 Condon, Kyle (Mgr.) 2013  
 Cook, Ted 1942, 43, 47 (Capt.)  
 Cooley, Jim 1925, 26, 27 (Capt.)  
 Cooper, Ray 1958, 59  
 Corbitt, Maurice 1929, 30, 31 (Capt.)  
 Cornwall, Jimmy 1965, 66  
 Coulter, Kenny 1957, 58, 59  
 Cramer, Noel (Mgr.) 1961  
 Crenshaw Jr., Douglas (Mgr.) 1952  
 Crews, Duke 2007, 08  
 Crittenden, Ray 1923, 24, 25, 26  
 Croft, Bobby 1968, 69, 70 (Capt.)  
 Crosby, Terry 1976, 77, 78, 79  
 Crumbliss, Polk 1933, 34  
 Crump, Brandon 2002, 03, 04 (Capt.), 05 (Capt.)  
 Cruze, Kyle 1954  
 Cummins, Wade (Mgr.) 1950  
 Cullis, A.W. 1922  
 Curry, Michael 1990, 91, 92

## D

Daniels, Clarence (Mgr.) 1909  
 Darden, Johnny 1976, 77, 78 (Capt.), 79 (Capt.)  
 Darlington, Jim (Mgr.) 1986  
 Davidson, Bud (Mgr.) 1949  
 Davidson, W. Perry 1916, 17  
 Davis, A.J. 2014  
 Davis, A. W. 1963, 64, 65 (Capt.)  
 Davis, James H. 1929  
 Davis, Tom (Mgr.) 1953  
 Davis, Vegas 1997, 98, 99, 00  
 Dean, John 1927  
 DeBro, Eddie 2006  
 Disney, Mike 1963  
 Dodd, Robert L. 1929, 30 (Capt.) 31  
 Donaldson, Donald 1915, 16  
 Donnell, Robert (Mgr.) 1987  
 Dougherty, Nathan W. 1909 (Capt.)  
 Dunk, Alico 1995  
 Dykes, J.M. 1928

## E

Edwards, Mike 1971, 72, 73  
 Elam, Thomas F. (Mgr.) 1930, 31  
 Elliott, Sid 1962, 63, 64 (Capt.)  
 Ellis, Dale 1980, 81, 82, 83  
 Ellison, Marvin (Mgr.) 1939  
 Elmore, P.W. 1912  
 England, Jimmy 1969, 70, 71 (Capt.)

## F

Faust, Hugh D. 1929, 30, 31 (Capt.)  
 Feathers, Beattie 1932  
 Federmann, Dan 1981, 82, 83, 84  
 Felts, Hugh 1932, 34  
 Fender, M.W. 1912, 13  
 Fields, John 2011  
 Finley, Jim 1964  
 Fisher, Dick 1959, 60, 61  
 Fisher, John W. 1936, 37  
 Flynn, James 1950  
 Foster, Henry 1934  
 Foxx, Robert 1940  
 Freeman, John (Mgr.) 1985, 87  
 French, Phil (Mgr.) 1965, 66  
 Fromm, Richard 1943

## G

Garratt, Glenmore 1917  
 Garrison, Bob 1951  
 Garrison, Henry 1958, 59  
 Gash, Pee-Wee 2003, 04  
 Gasparovic, Joe 1945, 46  
 Gentry, Bob 1956, 57  
 Gentry, Robert B. 1917  
 Gibson, Sanford A. 1933  
 Gilley, Bill 1959, 61  
 Gilstorf, Michael (Mgr.) 2004  
 Gipe, Bob 1955, 56, 57  
 Goins, Melvin 2010, 11  
 Golden, LaMarcus 1993, 94  
 Golden, Trae 2011, 12, 13  
 Goodman, Tom 1926  
 Goodson, Gannon 1991, 92, 93, 94  
 Graham, Don 1948, 49, 50  
 Gragny, Wayne (Mgr.) 1987  
 Gray, Ed 1994  
 Green, Aaron 1996, 97, 98, 99  
 Greenblatt, LeClaire 1930, 31, 32  
 Greenwood, Bartley J. 1913, 14, 15, 16 (Capt.)  
 Greer, Ernest 1938  
 Griffin, Mark 1986, 87, 88, 89  
 Griffith, Ben 2005 (Mgr.)  
 Grindstaff, Jenis 2001, 02  
 Groves, Carlus 1990, 91, 92  
 Grunfeld, Ernie 1974, 75, 76, 77 (Capt.)  
 Guinn, Bobby Jack 1967

## H

Hackman, J.S. "Buddy" 1929  
 Haggard Jr., William O. (Mgr.) 1929  
 Haislip, Marcus 2000, 01, 02  
 Hall, Bill 1953, 54 (Capt.), 55  
 Hall, Kenny 2010, 11, 12, 13  
 Hamer, Steve 1993, 94, 95, 96 (Capt.)  
 Hann, Bill 1967, 68, 69  
 Hardison, C.M. 1914  
 Harkness, Billy 1923, 24, 25, 26 (Capt.)  
 Harper, Tyrone 1984, 86  
 Harris, Antonio 1996, 1997  
 Harris, David W. (Mgr.) 1933  
 Harris, Tobias 2011

Harris, Tony 1998, 99, 00, 01  
 Harris, Torrey 1996, 97, 98, 99  
 Hatcher, Adolphus H. "Buck" 1920, 21  
 Hatcher, Bill 1921, 22, 23, 24 (Capt.)  
 Hathaway, Charles 1997, 98, 99, 00, 01  
 Hausley, Ron 1986, 87  
 Hawkins, Greg 1971  
 Hawkins, Marshall 1943, 46, 47, 48 (Capt.)  
 Hendrickson, Charles W. 1934  
 Hendrix, Jemere 2004, 05  
 Hendrix, Tom 1966, 67, 68 (Capt.)  
 Henry, Travis 1986, 87, 88, 89  
 Herman, Paul 1941, 42, 43 (Capt.)  
 Herndon, Boomer 2003, 04  
 Higdon, Charles 1937, 38, 39 (Capt.)  
 Higgins, Jon 2000, 01, 02, 03 (Capt.)  
 Hipsher, Charles 1951, 52, 53  
 Hirschorn, Steve 1972  
 Hite, Paul P. 1912  
 Hogsett, Bobby 1963, 64, 66  
 Holden, Thaydeus 2002, 03  
 Hopson, Scotty 2009, 10, 11  
 Houston, Allan 1990, 91, 92, 93  
 Houston, John 1961  
 Howell, Jordan 2005, 06, 07, 08 (Capt.)  
 Hubert, Michael 2011  
 Hubbs III, Robert 2015, 16  
 Huffman, Gilbert 1939, 40 (Capt.), 41  
 Hug, Paul 1929  
 Hyatt, Jerald 1982

**I**  
 Ikeakar, Andy 2001, 02

**J**  
 Jackson, Cornelius 1997  
 Jackson, Justin 2009  
 Jackson, Mike 1975, 76, 77 (Capt.)  
 Jacobs, Joseph 1914, 15, 16, 17 (Capt.)  
 Jarvis, Palmer 1919, 20, 21, 22 (Capt.)  
 Jarvis, Bill 1952, 53, 54, 55  
 Jenkins, Fred 1984, 85, 86, 87  
 Jennings, Jack 1939  
 Johnson, Mike 1986  
 Johnson, Alonzo 1992  
 Johnson, Damon 1995, 96  
 Johnson, Don 1969, 70, 71  
 Johnson, Gene 1935, 36, 37  
 Johnson, G. W. 1928  
 Johnson, A. Howard 1921, 22, 23 (Capt.), 24  
 Johnson, Reggie 1977, 78, 79, 80  
 Johnson, Rip 1981  
 Johnson, Ronald (Mgr.) 1954  
 Johnston, Dick 1969, 70, 71  
 Jones, DaShay 1997, 98  
 Jones, Hugh 1947, 48, 49, 50  
 Jones, Rob 1983, 84, 85, 86  
 Jones, W. K. 1938  
 Joyce, Tim 1975  
 Justus, Bill 1967, 68, 69 (Capt.)

**K**  
 Kasongo, Ray 2016  
 Keenan, Bert 1950, 51  
 Keister, Earl 1922, 23, 24, 25 (Capt.)  
 Keller, Dick 1955, 57  
 Kemper, Bob 1945  
 Ketchen, F. Earl 1910, 11 (Capt.)  
 Kinard, Rudy 1969, 70  
 Kendrick, W. B. 1928  
 King, Bernard 1975, 76, 77  
 Kinzel, Hank 1948, 49, 50, 51  
 Kipp, Solon S. 1909, 10 (Capt.)  
 Kirk, Albert E. 1932, 33, 34 (Capt.)  
 Kischburg, Ed (Mgr.) 1945

Klein, Victor H. 1912, 13 (Capt.), 14 (Capt.), 15  
 Kosmalski, Len 1972, 73, 74 (Capt.)  
 Krisle, George 1936, 37, 38

**L**  
 Landess, Sterling 1918, 19, 20  
 Langschmidt, Carl 1953  
 Ledbetter, Paul (Mgr.) 2004  
 Lee, Rashard 1996, 97, 98, 99  
 Leonhardt, Arthur E. 1910, 11, 12 (Capt.)  
 Leshner, John 1925  
 Little, Elvin 1951, 52, 53  
 Littleton, Ed 1981, 83  
 Lockhart, Ian 1987, 88, 89, 90  
 Lofton, Chris 2005, 06, 07 (Capt.), 08 (Capt.)  
 Logan, Byri C. 1937, 38, 39 (Capt.)  
 Lopez, Brandon 2013  
 Love, Anthony 1981  
 Love, J.W. (Mgr.) 1911  
 Lovelace, Bill 1953, 54, 55  
 Lovell, James T. 1917, 18  
 Lowery, Butch 1958  
 Lucas, Charles R. "Mike" 1929, 30 (Capt.), 31  
 Luttrell, William 1939, 40, 41

**M**  
 Magers, Rud 1918, 19  
 Makanjuola, Yemi 2012, 13  
 Mansfield, Larry 1968  
 Marshall, Floyd "Biggy" 1935, 36, 37 (Capt.)  
 Martin, Everett 1935, 36  
 Martin, John 1960, 61, 62 (Capt.)  
 Martin, Paul (Mgr.) 1962  
 Masterson, Tipton 1935, 36, 37  
 Matlock, Sam A. (Mgr.) 1936  
 Maxedon, Grover A. 1911  
 Maymon, Jeronne 2012, 14  
 Maze, Bobby 2009, 10  
 McAshan, Hillie 1945  
 McBee, Skylar 2010, 11, 12, 13  
 McCabe, Willis 1920  
 McCallum, Robert (Mgr.) 1932  
 McClanahan, Jerry (Mgr.) 1973, 74  
 McCormack, Brandon (Mgr.) 2004  
 McCown, Leonidas W. 1909  
 McFadgon, Scooter 2004, 05 (Capt.)  
 McIntosh, Larry 1964, 65, 66 (Capt.)  
 McKeen, Allyn E. 1926, 27, 28  
 McMillan, Richard (Mgr.) 1955, 56  
 McPherson, David 1933, 34  
 McRae, Jordan 2011, 12, 13, 14  
 McSpadden, Malcolm 1912, 13, 14, 15 (Capt.)  
 McWhirter, E. Powell 1931, 32, 33 (Capt.)  
 Mehaffie, Bob (Mgr.) 1946  
 Mehen, Bernard 1940, 41, 42 (Capt.)  
 Mehen, Richard 1942, 43, 47 (Capt.)  
 Meriweather, James 1978  
 Miller, Dwight 2012  
 Mills, David (Mgr.) 1971, 72  
 Milson, Daryl 1991, 92, 93  
 Montgomery, Ed "Britches" 1948, 49, 50  
 Moore, Armani 2013, 14, 15 (Capt.), 16 (Capt.)  
 Moore, Jason 1995  
 Moore, Owen 1927  
 Moore, Scott 1996, 97, 98  
 Morris, Lee (Mgr.) 1957  
 Morrison, G.E. 1912, 13  
 Moss, David 1974  
 Moss, Howie 1960, 62 (Capt.)  
 Moss, J.E. 1920  
 Mostella, Detrick 2015, 16  
 Muldowney, Steve (Mgr.) 1981, 82  
 Murphy, Rob 2013  
 Myers, Kerry 1968, 70

**N**  
 Naler, Kirk 1983, 84, 85  
 Nash, Kevin 1978, 79, 80  
 Ndiaye, Rawane "Pops" 2014  
 Needham, Ken (Mgr.) 1960  
 Neely, Frank S. 1911  
 Neff, Herbie 1951, 52  
 Negedu, Emmanuel 2009  
 Neyland, Lewis 1954, 55, 56  
 Nix, Dyron 1986, 87, 88, 89

**O**  
 O'Connor, Ernest 1930, 31, 32  
 O'Neil, Bernard 1940, 41, 42  
 O'Neill, Bryan (Mgr.) 2004  
 O'Shields, Garland 1945 (Capt.), 46 (Capt.)  
 Ottinger, Russell (Mgr.) 2014  
 Owens, Tariq 2015

**P**  
 Pace, Lewis, C. 1915, (Mgr.) 16  
 Page, Harvey 1933  
 Pardue, James W. (Mgr.) 1940  
 Parker, Jerry 1962, 63 (Capt.)  
 Parmenter, Bob 1952  
 Parton, Ralph 1980  
 Patterson, Andre 2005, 06  
 Patterson, Robert F. (Mgr.) 1935  
 Pearl, Steven 2008, 09, 10, 11  
 Peltz, Roger 1971  
 Perigo, Bob 1959, 61  
 Perkins, Marion F. 1935, 36  
 Petty, Malcolm "Mac" 1967, 68  
 Phillips, Shembari 2016  
 Phillips, V.G. 1911  
 Phillips, William 1933, 34  
 Plotnicki, Ben "Skip" 1965  
 Poole, Michael 1980  
 Powell, Dale 1948, 49, 50  
 Powers, Elwood 1940  
 Preston, Don (Mgr.) 1958, 59  
 Price, Jay 1989, 90, 91, 92  
 Prince, J.P. 2008, 09, 10 (Capt.)  
 Punter Jr., Kevin 2015, 16 (Capt.)  
 Putnam, Wilton 1937, 39

**R**  
 Ransley, Allen C. 1936  
 Ratiff, James 1978  
 Ray, Steve 1979, 80, 81, 82  
 Reed, William P. 1935  
 Reeder, C.A. "Lum" 1914, 17, 19  
 Reeder, Claude "Goot" 1930, 31, 32 (Capt.)  
 Reeder, James P. 1916, 17, 18  
 Reeder, Ross 1921, 22  
 Reese, Derek 2014, 15, 16  
 Reese, Ronnie 1988, 89, 90, 91  
 Reeverts, Don 1957, 58, 59  
 Rice, Alvin 1937, 38 (Capt.)  
 Rice, Charles P. 1927  
 Rice, Earle B. 1910  
 Richardson, Anthony 1984, 85, 86, 88  
 Richardson, Josh 2012, 13, 14, 15 (Capt.)  
 Richardson, Lloyd 1971, 72 (Capt.), 73  
 Ring, J.J. 1909, 10  
 Rivers, Steve 1990, 91, 92  
 Risser, Bob 1957, 58, 59  
 Roark, Burton (Mgr.) 2004  
 Robbins, Austin 1965, 66  
 Robertson, Maurice 1996  
 Robertson, Victor M. (Mgr.) 1923, 24  
 Robinette, Pat 1963, 64, 65  
 Robinson, Harvey L. 1931  
 Robinson, Larry 1972, 73 (Capt.)  
 Roth, Doug 1986, 87, 88, 89

OUTLOOK

PLAYERS

STAFF

REVIEW

RESULTS

RECORDS

HONORS

POSTSEASON

VOLMANAC

MEDIA INFO



Royster, Tony (Mgr.) 1979

**S**

Sample, Edward B. (Mgr.) 1924  
 Sams, Mike (Mgr.) 1980  
 Sandberg, Howard 1909, 10, 11  
 Sandford, Rob (Mgr.) 1963, 64  
 Savage, Brooks (Mgr.) 2006, 07, 08  
 Schofield, Admiral 2016  
 Schubert, Herman A. 1918  
 Schultz, Charles 1924, 27  
 Schultz, Danny 1963, 64  
 Scott, Charles 1958, 59  
 Scott, Robert R. 1928  
 Seale, Bill 1974  
 Setliffe, J. Alvin 1929  
 Sewell, Antony 1998  
 Sexton, Scott (Mgr.) 1989, 90  
 Sharp, Harry B. 1928, 29 (Capt.), 30  
 Sheffield, John 1962  
 Sheffield, Shun 1992, 93, 94  
 Showalter, Dalen 1958, 59, 60 (Capt.)  
 Simpson, Gene 1956  
 Singerman, Jeff (Mgr.) 1975, 76  
 Slay, Ron 2000, 01, 02, 03 (Capt.)  
 Smith, Barry (Mgr.) 1983, 84  
 Smith, Curtis (Mgr.) 1986  
 Smith, JaJuan 2005, 06, 07, 08 (Capt.)  
 Smith, Matthew G. 1909  
 Smith, Ramar 2007, 08  
 Smith, Tyler 2008, 09 (Capt.), 10  
 Smithwick, Fred 2003, 04, 05  
 Snodgrass, John 1984  
 Snow, John 1972, 73, 74  
 Spurlock, Jay (Mgr.) 2010  
 Stafford, Robert 1932, 33, 34  
 Stokes, Jarnell 2012, 13, 14  
 Stribling, Derek 2002, 03  
 Sullivan Jr., Joseph W. 1919, 20  
 Swaengren, Clarence 1988, 89

**T**

Tabb, Josh 2007, 08, 09  
 Tatum, Cameron 2009, 10, 11, 12  
 Taylor, Ron 1989  
 Teffteller, Kenne 1978, 79  
 Test, Eddie 1960, 61  
 Thomas Jr., Daniel R. 1945, 46, 47  
 Thomas, Frank 1939, 40, 41 (Capt.)  
 Thomas, Jack 1946, 49  
 Thomas, J. Pope (Mgr.) 1951  
 Thomas, Stacey 1985  
 Thompson, Darius 2014  
 Thompson, Herman 1954, 55, 56, 57 (Capt.)  
 Threeths, Chuck 1977, 79, 80

Titsworth, John R. 1911, 12, 13  
 Tomlinson, Wayne 1972, 73, 74  
 Tormohlen, Gene 1957, 58, 59 (Capt.)  
 Treadway, Joe 1950, 52  
 Troutman, Conrad E. 1918, 19, 20, 21 (Capt.) 22  
 Tucker, John T. 1917 (Capt.)  
 Turner, Zach 2000, 01, 02, 03  
 Truelove, Jeff (Mgr.) 1968, 70

**V**

Victor, Isiah 1998, 99, 00, 01  
 Voelker, Eddie 1971, 72, 73

**W**

Walden, Leslie E. 1913, 15, 16  
 Walker, Harris 2000, 01  
 Wallace, Bill 1962  
 Waller, Albert P. (Mgr.) 1927, 28  
 Walther, Paul 1945, 47, 48, 49 (Capt.)  
 Warren, Buist 1938, 40  
 Watson, C.J. 2003, 04 (Capt.), 05 (Capt.), 06 (Capt.)  
 Weatherford, Heiskell (Mgr.) 1934  
 Welcker, James D. 1910  
 Wells, Jordan (Mgr.) 1995  
 Westercamp, Charles W. "Chuck" 1937, 38  
 Wexler, Daniel B. 1917, 18  
 Whaley, Jordan (Mgr.) 2014  
 Wharton, Brandon 1996, 1997, 98, 99  
 Whitaker, Robert 1938, 40  
 White, Benton 1909  
 White, Tony 1984, 85, 86, 87  
 Whitesell, Bill (Mgr.) 1991, 92, 93, 94  
 Whitted, Kevin 1993, 94, 95  
 Widby, Ron 1965, 66, 67 (Capt.)  
 Widseth, Carl 1953, 54, 55, 56 (Capt.)  
 Wiener, Ed 1953, 54, 55 (Capt.)  
 Wilborn, Elgrace 2002, 03  
 Wild, Tanner 2009  
 Williams, Brian 2008, 09, 10, 11  
 Williams, Shane 1995, 96  
 Wilson, Donald 1933  
 Wilson, Tommy 1961, 62, 63  
 Winchester, John 2003, 04  
 Wingate, Major 2004, 05, 06 (Capt.)  
 Wiseman, Lang 1990, 91, 92, 93  
 Witt, Roy 1928  
 Wolfe, Lloyd 1915, 16, 17  
 Wood, Howard 1978, 79, 80, 81  
 Woodall, Jim 1969, 70, 71  
 Woods, Kevin 1982, 83, 84, 85  
 Woods, Rodney 1973, 74, 75 (Capt.)  
 Woods, Terrence 2000, 01  
 Woolridge, Renaldo 2009, 10  
 Wooton, Gordon 1943

Wright, Bill 1943, 47  
 Wynn, Herman D. "Breezy" 1933

**Y**

Yarbrough, Vincent 1999, 00, 01, 02  
 Young, Bill 1967



**Bill Gibbs**  
**Assistant Coach, 1962-64**

When Ray Mears was named the head coach at Tennessee in the spring of 1962, he quickly tabbed Bill Gibbs, who was then coaching at Fairborn (Ohio) High School, as his assistant coach.

Early in their first season at UT, when Mears fell ill with physical and emotional exhaustion, it was Gibbs whom acting athletic director Bowden Wyatt asked to fill in.

After starting league play with two losses in their first three SEC games, things were not looking good for the Vols, as they had to travel to league-power Kentucky. Behind All-American Cotton Nash, the Wildcats raced to a 15-point lead, but the Vols rallied behind Tommy Wilson's 28 points for a 78-69 upset.

The Vols struggled for consistency during the 1962-63 season but managed some big wins under Gibbs. UT also knocked off league-leader and ninth-ranked Auburn, and then completed the season sweep of Kentucky with a 63-55 win in Knoxville.

Mears returned for the 1963-64 season, and Gibbs went back to his role as assistant after building a reputation as one of the bright young coaches in the field.

Gibbs, in his second season at Tennessee, had just finished giving the scouting report for the Vols' game at Florida on the morning of Feb. 3, 1964, when he boarded a plane for another scouting assignment against Auburn. The small commuter plane bound for Jacksonville, Fla., crashed shortly after takeoff, killing Gibbs and the eight others aboard.

His name lived on for several decades at the University of Tennessee, where one of the dormitories that was used by several student-athletes, Gibbs Hall, bore his name. The building was finally razed in 2014 to make room for a new, more modern residence hall.



## ALL-TIME ASSISTANT COACHES &amp; STAFF

## ASSISTANT COACHES

Aberdeen, Stuart — Associate coach 1966-77  
 Ammerman, Leon — Freshman coach 1958-59  
 Barnhill, J.H. — Freshman coach 1932-36  
 Bartlett, Tommy — Freshman coach 1962-63; Assistant coach 1963-66  
 Benson, Chuck — Assistant coach 1993-94, 2003-05  
 Braden, Beau — Assistant coach 2014-15  
 Brown, Al — Assistant coach 1991-93  
 Bryan, Fred — Assistant coach 1987-89  
 Burton, Bob — Assistant coach 1978-86  
 Byers, Jack — Volunteer coach 1980-81; Assistant coach 1981-84  
 Carter, Bobby — Freshman coach 1961-62  
 Comunale, Frank — Assistant coach 1974-76  
 Conroy, Ed — Director of operations 2001-03; Assistant coach 2003-05  
 Crawford, Coleman — Assistant coach 1986-89  
 Crowell, Carelton — Assistant coach 1948-50  
 Crum, Steve — Assistant coach 1989-91, 1992-93; Administrative assistant 1991-92  
 Daniel, Al — Assistant coach 2001-03; Director of operations 2003-05  
 Davis, A.W. — Assistant freshman coach 1969-70; Assistant coach 1970-75  
 Deaton, Tom — Assistant coach 1976-80  
 Edgar, Scott — Assistant coach 2005-06  
 Ferguson, Chris — Assistant coach 1997-03; Associate head coach 2003-05  
 Fertig, Jack — Assistant coach 1980-87  
 Forbes, Steve — Assistant coach 2006-11  
 Frank, Lawrence — Assistant coach 1994-97  
 Gentry, Bob — Freshman coach 1957-58  
 Gibbs, Bill — Assistant coach 1962-64  
 Griffin, Mark — Assistant coach 1993-94  
 Harkness, William S. Jr. — Freshman coach 1928-32  
 Harrell, Frank — Junior varsity coach 1976-77; Assistant coach 1977-78  
 Harris, Jon — Assistant coach 2011-14  
 Hatfield, Sid — Assistant coach 1967-70  
 Hobt, A.W. — Assistant coach 1921-26  
 Hunt, Michael — Assistant coach 1994-97  
 Jones, Tony — Associate head coach 2005-11  
 Keating, Kerry — Assistant coach 2001-03  
 Lanier, Rob — Associate head coach 2015-present  
 Little, Elvin — Freshman coach 1954-55  
 Lockwood, Dean — Assistant coach 1986-91  
 Loveless, Bill — Freshman coach 1955-56  
 Martin, Ray — Assistant coach 1989-93  
 McKinnie, Silas — Assistant coach 1993-94  
 McMillian, Craig — Assistant coach 1994-96  
 Morris, Marty — Assistant coach 1971-74  
 Neff, Herb — Freshman coach 1956-57  
 Ogden, Chris — Assistant coach 2015-16  
 Oliver, Desmond — Assistant coach 2015-present  
 Parker, Jerry — Freshman coach 1964-66; Assistant coach 1966-67  
 Patterson, Ralph — Assistant coach 1959-62  
 Pauley, Eric — Assistant coach 1997-01  
 Pinkins, Al — Assistant coach 2014-15  
 Risser, Bob — Freshman coach 1959-60  
 Samuels, Byron — Assistant coach 1997-01  
 Schmidt, Billy — Assistant coach 1996-97  
 Schrieter, Ray — Assistant coach 1984-86  
 Schwartz, Michael — Assistant coach 2016-present  
 Shay, Jason — Assistant coach 2005-11  
 Shumate, Chris — Assistant coach 2014-15  
 Sines, John — Assistant coach 1951-59  
 Stevens, Bob — Assistant coach 1978-82  
 Webster, Tracy — Assistant coach 2011-12; Associate head coach 2012-14  
 Wettig, Cliff — Assistant coach 1975-77; Associate coach 1977-78  
 Williams, Kent — Assistant coach 2011-14  
 Wright, Bill — Freshman coach 1960-61

## ADMINISTRATIVE ASSISTANTS

Bennett, Hershel — Administrative assistant 1992-94  
 Benson, Chuck — Administrative assistant 1994-95  
 Boyle Tad — Administrative assistant 1997-98  
 Buckner Carolyn — Administrative assistant 1990-94  
 Cole, Beth — Administrative assistant 1997-99  
 Collazo, Liz — Administrative assistant 1994-97  
 Condon, Kyle — Assistant to the Head Coach

Fall, Greg — Administrative assistant 1996-97  
 Grant, Ray — Administrative assistant 1998-01  
 Harper, Janice — Administrative assistant 1999-2012  
 Hetzel, Debbie — Administrative assistant 1987-90  
 Igar, Maria — Administrative assistant 1977-89  
 Moseley, Denise — Administrative assistant 1994-97  
 Pancratz, Mark — Assistant to the head coach 2009-11  
 Reynolds, Janet — Administrative assistant 2001-present  
 Swarengen, Clarence — Administrative assistant 2003-05  
 Tipton, Betty — Administrative assistant 1997-2001  
 Walton-Allen, Marzella — Administrative assistant 1992-95  
 Williamson, Joy — Administrative assistant 1989-94

## ATHLETIC TRAINERS

Bradshaw, Tom — Assistant trainer 1975-76  
 Click, Mike "Moe" — Associate trainer 1993-96  
 Mullins, Leroy — Associate trainer 1973-74  
 Newman, Chad — Graduate assistant 1997, Assistant athletic trainer 1998-00; Associate athletic trainer 2001-09; Senior associate athletic trainer 2010-2012; Associate director of sports medicine 2012-present  
 Rollo, Mike — Assistant trainer 1977-85; Associate trainer 1986-92  
 Wall, Tom — Assistant trainer 1969-73

## DIRECTORS OF BASKETBALL OPERATIONS

Conroy, Ed — Director of operations 2001-03  
 Daniel, Al — Director of operations 2003-05  
 Fancher, Houston — Director of operations 2011-13  
 Harris, Marco — Director of operations 2013-14  
 Johnson, Ken — Director of operations 2005-11  
 Kniffen, Mary-Carter — Director of operations 2015-present  
 Phelps, Justin — Director of operations 2014-15

## DIRECTORS OF PLAYER DEVELOPMENT

Burton, J.T. — Director of player development 2014-15

## MEDIA RELATIONS DIRECTORS/SIDS

Ford, Bud — Assistant sports information director 1966-1985  
 Grim, David — Assistant sports information director 1988-1991; Associate sports information director 1991-2000  
 Harris, Haywood — Sports information director 1961-65  
 Manning, Gus — Sports information director 1951-60  
 Musser, Tucker — Sports information director 1948-50  
 Nelson, Lindsey — Sports information director 1951  
 Pinkerton, Craig — Assistant sports information director 2000-02; Associate sports information director 2002-08  
 Satkowiak, Tom — Associate sports information director 2008-10; Associate media relations director 2010-16; Assistant athletic director for media relations 2016-present  
 Whitworth, Mark — Assistant sports information director 1986-88

## STRENGTH &amp; CONDITIONING COACHES

Bailey, Dan — Assistant strength and conditioning coach 1995  
 Brown, Brian — Assistant strength and conditioning coach 2000  
 Christopher, Nicodemus — Associate strength and conditioning coach 2012-14  
 Hobby, Marion — Assistant strength and conditioning coach 1999  
 Lindsey, Robert — Assistant strength and conditioning coach 1994  
 Medenwald, Garrett — Associate strength and conditioning coach 2015-present  
 Moore, Roderick — Assistant strength and conditioning coach 2001-04  
 Moyer, Todd — Associate strength and conditioning coach 2014-15  
 Olison, Tony — Assistant strength and conditioning coach 1996-98  
 Wills, Troy — Assistant strength and conditioning coach 2004-12

## STUDENT-ATHLETE WELFARE COORDINATORS

Harris, Marco — Student-athlete welfare coordinator 2011-13

## VIDEO COORDINATORS

Davis, Riley — Video coordinator 2014-15  
 Fancher, Houston — Coordinator of video scouting 2011  
 Pancratz, Mark — Video coordinator 2008-09; Assistant to the head coach 2009-11; Coordinator of video scouting 2011-13  
 Proffitt, Ty — Video coordinator 2014-15

**Bold** = Active

OUTLOOK

PLAYERS

STAFF

REVIEW

RESULTS

RECORDS

HONORS

POSTSEASON

VOLMANAC

MEDIA INFO



## LETTERMEN BY HOMETOWN

Corrections or additions to this list should be directed via email to [tomsid@tennessee.edu](mailto:tomsid@tennessee.edu)

**ALABAMA****Auburn**

Howell, Jordan 2005, 06, 07, 08 (Capt.)

**Birmingham**

Goodson, Gannon 1991, 92, 93, 94

**Decatur**

Mostella, Detrick 2015, 16

**Fayette**

Finley, Jim 1964

**Gadsden**

Naler, Kirk 1983, 84, 85

**Marion**

Johnson, Alonzo 1992

**Moulton**

Taylor, Ron 1989

**ARIZONA****Parker**

Davis, Vegas 1997, 98, 99, 00

**CALIFORNIA****Los Angeles**

Patterson, Andre 2005, 06

**Riverside**

Gray, Ed 1994

**San Bernardino**

Bohannon, Etdrick 1995

**San Diego**

Goins, Melvin 2010, 11

**Sherman Oaks**

Woolridge, Renaldo 2009, 10

**CONNECTICUT****Stamford**

Winchester, John 2003, 04

**FLORIDA****Apopka**

Carmichael III, Willie 2015

**Clearwater**

Wallace, Bill 1962

**Ft. Walton Beach**

Nix, Dyron 1986, 87, 88, 89

**Groveland**

Robbins, Austin "Red" 1965, 66

**Miami**

Byrd, Bill 1948, 49  
Warren, Buist 1938, 40

**Orlando**

Reese, Derek 2014, 15, 16

**Tallahassee**

Stribling, Derek 2002, 03

**GEORGIA****Albany**

Sheffield, Shun 1992, 93, 94

**Atlanta**

Kinard, Rudy 1969, 70  
Phillips, Shembari 2016

**Bainbridge**

Baulkman, Devon 2015, 16

**Baxley**

Meriweather, James 1978

**Buford**

Davis, A.J. 2014

**Covington**

Hendrix, Jemere 2004, 05

**Decatur**

Curry, Michael 1990, 91, 92

**Dublin**

Wynn, Herman D. "Breezy" 1933

**Ellenwood**

Johnson, Reggie 1977, 78, 79, 80

**Gainesville**

Thomas, Stacey 1985

**Kennesaw**

Moore, Armani 2013, 14, 15 (Capt.), 16 (Capt.)

**Lithonia**

Clark, Rickey 1989  
Tatum, Cameron 2009, 10, 11, 12

**Marietta**

Ellis, Dale 1980, 81, 82, 83  
Hipsler, Charles 1951, 52, 53

**Midway**

McRae, Jordan 2011, 12, 13, 14

**Millen**

Burton, Willie 1982, 83, 84

**Powder Springs**

Golden, Trae 2011, 12, 13

**Ringgold**

Moss, David 1974

**Savannah**

Milson, Daryl 1991, 92, 93

**Stone Mountain**

Hall, Kenny 2010, 11, 12, 13

**ILLINOIS****Benson**

Johnson, Don 1969, 70, 71

**Carbondale**

Tabb, Josh 2007, 08, 09

**Chicago**

Chievous, Quinton 2013

**Collinsville**

Ray, Steve 1979, 80, 81, 82

**Rock Falls**

Bogott, Dan 1953

**Watseka**

Martin, John 1960, 61, 62 (Capt.)

**Zion**

Schofield, Admiral 2016

**INDIANA****Bloomington**

Brand, Chris 1992, 93

**Fort Wayne**

Keenan, Bert 1950, 51

**Greenfield**

Edwards, Mike 1971, 72, 73

**Holland**

Tormohlen, Gene 1957, 58, 59 (Capt.)

**Jeffersonville**

Flynn, Jim 1950

**Kokomo**

Kellar, Dick 1955, 57

**Lafayette**

Perigo, Bob 1959, 61

**Logansport**

Showalter, Dalen 1958, 59, 60 (Capt.)

**New Castle**

Ammerman, Leon 1956, 57, 58 (Capt.)  
Huffman, Gilbert 1939, 1940 (Capt.), 41

**Richmond**

Logan, Byrl C. 1937, 38, 39 (Capt.)

**Vincennes**

Parmenter, Bob 1952

**KANSAS****Wichita**

Barnes, Cortez 1994

**KENTUCKY****Campbellsville**

Parker, Jerry 1962, 63 (Capt.)

**Carlisle**

Gilley, Bill 1959, 61

**Covington**

Walther, Paul "Lefty" 1945, 47, 48, 49 (Capt.)

**DeWitt**

Bingham, Don 1957

**Earlington**

Coffman, Wes 1967, 68

**Elizabethtown**

Hendrix, Tom 1966, 67, 68 (Capt.)

**Fall Rock**

Campbell, Glenn 1959, 60, 61 (Capt.)

**Four Mile**

Woods, Rodney 1973, 74, 75 (Capt.)

**Hebron**

Parton, Ralph 1980

**Hopkinsville**

Hopson, Scotty 2009, 10, 11  
Victor, Isiah 1998, 99, 00, 01

**Louisville**

Bertelkamp, Hank 1951, 52, 53 (Capt.)  
Brown, Jermaine 1992, 93  
Houston, Allan 1990, 91, 92, 93  
Kemper, Bob 1945  
Powell, Dale 1948, 49, 50  
Voelker, Eddie 1971, 72, 73

**Manchester**

Garrison, Henry 1958, 59

**Maysville**

Lofton, Chris 2005, 06, 07 (Capt.), 08 (Capt.)

**Middlesboro**

Schultz, Danny 1963, 64

**Paducah**

Arterburn, Sam 1986

**Pikeville**

Booth, Bill 1961, 63

**Sandy Hook**

Bowling, Orb 1961, 62, 63

**LOUISIANA****New Orleans**

Robertson, Maurice 1996

**MARYLAND****Baltimore**

Barton, Antonio 2014  
Woods, Kevin 1982, 83, 84, 85

**Odenton**

Owens, Tariq 2015

**Suitland**

Maze, Bobby 2009, 10

**MICHIGAN****Mt. Clemens**

Smith, Ramar 2007, 08

**Royal Oak**

Peltz, Roger 1971

**Trenton**

Nash, Kevin 1978, 79, 80

**MINNESOTA****Minneapolis**

Widseth, Carl 1953, 54, 55, 56 (Capt.)

**MISSISSIPPI****Sardis**

Harris, Torrey 1996, 97, 98, 99

**NEBRASKA****Omaha**

Albrecht, Justin 2003-04

**NEVADA****Las Vegas**

Watson, C.J. 2003, 04 (Capt.), 05 (Capt.),  
06 (Capt.)

**NEW JERSEY****Springfield**

Hirschorn, Steve 1972

**NEW YORK****Bronx**

Punter Jr., Kevin 2015, 16 (Capt.)  
Williams, Brian 2008, 09, 10, 11

**Brooklyn**

King, Bernard 1975, 76, 77  
Wiener, Ed 1953, 54, 55 (Capt.)

**Dix Hills**

Harris, Tobias 2011

**East Hampton**

Wood, Howard 1978, 79, 80, 81

**Forest Hills**

Grunfeld, Ernie 1974, 75, 76, 77 (Capt.)

**Lackawanna**

Threeths, Chuck 1977, 79, 80

**Niagara Falls**

Beaman, Tyrone 1981, 82, 83, 84

**NORTH CAROLINA****Asheville**

Brown, Fred V. 1929, 30  
Gash, Pee-Wee 2003, 04

**Ayden**

Dunk, Alico 1995

**Charlotte**

Rivers, Steve 1990, 91, 92  
Turner, Zach 2000, 01, 02, 03  
White, Tony 1984, 85, 86, 87

**Durham**

Lee, Rashard 1996, 97, 98, 99

**Fayetteville**

Fields, John 2011

**Goldsboro**

Richardson, Anthony 1984, 85, 86, 88

**Greensboro**

Jarvis, Bill 1952, 53, 54, 55  
Keister, Earl 1922, 23, 24, 25 (Capt.)

**Marion**

Hausley, Ron 1986, 87

**Raleigh**

Ndiaye, Rawane "Pops" 2014

**Spruce Pine**

Grindstaff, Jenis 2001, 02

**Weaverville**

Robinson, Harvey L. 1931

**Wilmington**

Whitted, Kevin 1993, 94, 95

**OHIO****Alliance**

Johanson, Mike 1986

**Canton**

Brykalski, Bob 1975  
Hug, Paul 1929

**Celina**

Myers, Kerry 1968, 70

**Cincinnati**

Berry, Orlando 1992  
Childress, Ryan 2006, 07, 08, 09  
Federmann, Dan 1981, 82, 83, 84

**Cleveland**

Hann, Bill 1967, 68, 69

**Dayton**

Ashworth, Doug 1974, 75, 76 (Capt.)  
Bayne, Howard 1964, 65, 66 (Capt.)  
Bell, David 1967  
Carmichael, Ron 1959, 60

**Franklin**

McIntosh, Larry 1964, 65, 66 (Capt.)

**Independence**

Boerwinkle, Tom 1967, 68

**Maple Heights**

Kosmalski, Len 1972, 73, 74 (Capt.)

**Newark**

Snow, John 1972, 73, 74

**Sandusky**

Barnett, Irv "Big Stoop" 1945  
Jones, DaShay 1997, 98

**Shaker Heights**

Higgins, Jon 2000, 01, 02, 03 (Capt.)

**Springfield**

Wilborn, Elgrace 2002, 03  
Wilson, Tommy 1961, 62, 63

**Toledo**

Crosby, Terry 1976, 77, 78, 79

**Wooster**

Petty, Malcolm "Mac" 1967, 68

**Youngstown**

Joyce, Tim 1975

**OKLAHOMA****Edmond**

Richardson, Josh 2012, 13, 14, 15 (Capt.)

**PENNSYLVANIA****Altoona**

Johnston, Dick 1969, 70, 71

**Penndel**

Cornwall, Jimmy 1965, 66

**Pittsburgh**

Balitsaris, Mike 1940, 41, 42

**SOUTH CAROLINA****Florence**

Wingate, Major 2004, 05, 06 (Capt.)

**Irmo**

Savage, Brooks (Mgr.) 2006, 07, 08

**Spartanburg**

O'Shields, Garland "Mule" 1945 (Capt.), 46  
(Capt.)

**TENNESSEE****Alcoa**

Thompson, Herman 1954, 55, 56, 57 (Capt.)

**Arlington**

Wiseman, Lang 1990, 91, 92, 93

OUTLOOK

PLAYERS

STAFF

REVIEW

RESULTS

RECORDS

HONORS

POSTSEASON

VOLMANAC

MEDIA INFO



**Blountville**

Caldwell, Craig (Mgr.) 1942

**Bradford**

Bryant, Frank E. (Mgr.) 1910

**Brentwood**

Murphy, Rob 2013

**Bristol**

Hogsett, Bobby 1963, 64, 66

**Capeville**Bowe, Clarence 1923, 24, 25  
Bowe, Nat W. (Mgr.) 1938**Carthage**

Moore, Scott 1996, 97, 98

**Chattanooga**Binks Jr., William P. (Mgr.) 1941  
Black, C.J. 1997, 98, 99, 00  
Perkins, Marion F. 1935, 36  
Poole, Michael 1980  
Price, Jay 1989, 90, 91, 92  
Snodgrass, John 1984  
Test, Eddie 1960, 61  
Walker, Harris 2000, 01**Cleveland**Baker, Del 1998, 99, 00, 02  
Cate, Bill 1955, 56  
Haggard Jr., William O. (Mgr.) 1929  
Smith, JaJuan 2005, 06, 07, 08 (Capt.)  
Yarbrough, Vincent 1999, 00, 01, 02**Clinton**

Crenshaw Jr., Douglas (Mgr.) 1952

**Columbia**Jenkins, Fred 1984, 85, 86, 87  
Thomas, Frank 1939, 40, 41 (Capt.)**Cross Plains**

Groves, Carlus 1990, 91, 92

**Farragut**

Graham, Don 1948, 49, 50

**Fayetteville**

Hatcher, Bill 1921, 22, 23, 24 (Capt.)

**Franklin**Moore, Jason 1995  
Ring, J.J. 1909, 10**Fountain City**

Matlock, Sam A. (Mgr.) 1936

**Gallatin**Hite, Paul P. 1912  
Ransey, Allen C. 1936**Grand Junction**

Hamer, Steve 1993, 94, 95, 96 (Capt.)

**Greenback**

Disney, Mike 1963

**Greeneville**Campbell, Roe 1921, 22, 23  
Ottinger, Russell (Mgr.) 2014**Happy Valley**

Treadway, Joe 1950, 52

**Hendersonville**

Hubert, Michael 2011

**Humboldt**

Atkins, Doug 1951

**Jackson**Chism, Wayne 2007, 08, 09 (Capt.), 10 (Capt.)  
Donnell, Robert (Mgr.) 1987  
Fisher, Dick 1959, 60, 61  
Freeman, John (Mgr.) 1985, 87**Jellico**

Harkness, William S. 1923, 24, 25, 26 (Capt.)

**Johnson City**Carnes, Gary 1979, 80, 81  
Johnson, Damon 1995, 96  
McCown, Leonidas W. 1909  
Williams, Shane 1995, 96**Kenton**

Smith, Matthew G. 1909

**Kingsport**Carnes, Shane 1995  
Dodd, Robert L. 1929, 30 (Capt.), 31  
Gipe, Bob 1955, 56, 57  
Hug, Paul 1929**Kingston**Clark, Austin 1974, 75, 76  
Gunn, Bobby Jack 1967**Knoxville**Anderton, David 1960, 61, 62  
Ayres, Morgan B. 1924  
Bailey, William 1943  
Bartlett, Tommy 1950, 51, 52 (Capt.)  
Bertelkamp, Bert 1977, 78, 79, 80  
Byington, J.D. 1953, 54, 55  
Callaway, Frank B. 1918 (Capt.), 19 (Capt.)  
Campbell, Galen 2015  
Cannington, Quinn 2010  
Christenberry, Dexter (Mgr.) 1937  
Clemmons, Drew 2003  
Cooper, Ray 1958, 59  
Crittenden, Ray 1923, 24, 25, 26  
Crumbless, Polk 1933, 34  
Cruze, Kyle 1954  
Ellison, Marvin (Mgr.) 1939  
England, Jimmy 1969, 70, 71 (Capt.)  
Faust, Hugh 1929, 30, 31 (Capt.)  
Fox, Robert 1940  
Gentry, Bob 1956, 57  
Greenblatt, LeClaire 1930, 31, 32  
Hall, Bill 1953, 54 (Capt.), 55  
Henry, Travis 1986, 87, 88, 89  
Houston, John 1961  
Hyatt, Jerald 1982  
Johnson, A. Howard 1921, 22, 23 (Capt.), 24  
Jones, Hugh 1947, 48, 49, 50  
Jones, Rob 1983, 84, 85, 86  
Justus, Bill 1967, 68, 69 (Capt.)  
Ketchen, F. Earl 1910, 11 (Capt.)  
Kipp, Solon S. 1909, 10 (Capt.)  
Kirk, Albert E. 1932, 33, 34 (Capt.)  
Krisle, George 1936, 37, 38  
Ledbetter, Paul (Mgr.) 2004  
Lopez, Brandon 2013  
Lowelace, Bill 1953, 54, 55  
Lowery, Butch 1958  
Luttrell, William 1939, 40, 41  
Masterson, Tipton 1935, 36, 37  
McCormack, Brandon (Mgr.) 2004  
Montgomery, Ed 1948, 49, 50  
Neff, Herbie 1951, 52  
Neyland, Lewis 1954, 55, 56  
Pearl, Steven 2008, 09, 10, 11  
Plotnicki, Skip 1965  
Preston, Don (Mgr.) 1958, 59  
Reeder, C.A. "Lum" 1914, 17, 19  
Reeder, Claude "Goot" 1930, 31, 32 (Capt.)

Reeverts, Don 1957, 58, 59

Rice, Earle B. 1910

Roth, Doug 1986, 87, 88

Sample, Edward B. (Mgr.) 1924

Scott, Charles 1958, 59

Sewell, Anthony 1998

Thomas Jr., Daniel R. 1945, 46, 47

Thomas, Jack 1946, 49

Titsworth, John R. 1911, 12, 13

Troutman, Conrad E. 1918, 19, 20, 21 (Capt.), 22

Widby, Ron 1965, 66, 67 (Capt.)

Wright, Bill 1943, 47

Young, Bill 1967

**Lenoir City**

Burdette, George 1925

**Lewisburg**Batey, Jack S. 1923, 25  
Haislip, Marcus 2000, 01, 02**Lexington**

Thomas, J. Pope (Mgr.) 1951

**Madison**

Carnes, Myron 1984, 85

**Maryville**Coulter, Kenny 1957, 58, 59  
Fisher, John W. 1936, 37  
Teffeteller, Kenne 1978, 79**Memphis**Anderson, Harry 1934, 35 (Capt.), 36 (Capt.)  
Bradshaw, Dane 2004, 05, 06, 07 (Capt.)  
Brooks, Michael 1981, 82, 83, 85  
Campbell, Don 1970  
Cole, Johnny Paul (Mgr.) 2012  
Golden, LaMarcus 1993, 94  
Harris, Antonio 1996, 97  
Harris, Tony 1998, 99, 00, 01  
Janes, Palmer 1919, 20, 21, 22 (Capt.)  
Langschmidt, Carl 1953  
Love, Anthony 1981  
Mansfield, Larry 1968  
McCabe, Willis 1920  
McCallum, Robert (Mgr.) 1932  
McFadgon, Scooter 2004, 05 (Capt.)  
McKeen, Allyn E. 1926, 27, 28  
Neely, Frank S. 1911  
Pardue, James W. (Mgr.) 1940  
Prince, J.P. 2008, 09, 10 (Capt.)  
Scott, Robert R. 1928  
Sexton, Scott (Mgr.) 1989, 90  
Sharp, Harry B. 1928, 29 (Capt.), 30  
Smithwick, Fred 2003, 04, 05  
Stokes, Jarnell 2012, 13, 14  
Swearengen, Clarence 1988, 89  
Weatherford, Heiskell (Mgr.) 1934  
Woods, Terrence 2000, 01**Millington**

Corbitt, Maurice 1929, 30, 31 (Capt.)

**Morristown**

Marshall, Floyd "Biggy" 1935, 36, 37 (Capt.)

**Murfreesboro**

Thompson, Darius, 14

**Nashville**Allen, Corey 1992, 93  
Bone, Josh 2010, 11  
Bowers, Richard 1950, 51, 52  
Burris, Art 1947, 48, 49, 50 (Capt.)  
Hackman, J.S. 1929  
Harper, Tyrone 1984, 86  
Hathaway, Charles 1997, 98, 99, 00, 01  
Herndon, Boomer 2003, 04

Jackson, Mike 1975, 76, 77 (Capt.)  
 Johnson, Rip 1981  
 Lucas, Charles R. "Mike" 1929, 30, (Capt.) 31  
 McWhirter, E. Powell 1931, 32, 33 (Capt.)  
 Risser, Bob 1957, 58, 59  
 Slay, Ron 2000, 01, 02, 03 (Capt.)  
 Wharton, Brandon 1996, 97, 98, 99  
 Whitesell, Bill (Mgr.) 1991, 92, 93, 94

### Newbern

Hubbs III, Robert 2015, 16

### Oak Ridge

Moss, Howie 1960, 62 (Capt.)

### Paris

Littleton, Ed 1981, 83

### Powell Station

Dougherty, Nathan W. 1909 (Capt.)

### Pulaksi

Smith, Tyler 2008, 2009 (Capt.), 10

### Ridgetop

Phillips, William 1933, 34

### Rogersville

Richardson, Lloyd 1971, 72 (Capt.), 73

### Rutledge

Davis, A.W. 1963, 64, 65 (Capt.)  
 McBee, Skylar 2010, 11, 12, 13

### Savannah

Barnhill, John H. 1926, 27, 28

### Sevierville

Whaley, Jordan (Mgr.) 2014

### Smithville

Braswell, Bo (Mgr.) 1987

### Smyrna

DeBro, Eddie 2006

### Springfield

Darden, Johnny 1976, 77, 78 (Capt.), 79 (Capt.)

### Sweetwater

Green, Aaron 1996, 97, 98, 99

### Tullahoma

Robertson, Victor M. (Mgr.) 1923, 24

### Union City

Bonds, Rodney 1994  
 Caldwell, Stanley 1993, 94  
 Elam, Thomas F. (Mgr.) 1930, 31  
 Griffin, Mark 1986, 87, 88, 89  
 Harris, David W. (Mgr.) 1933

### Woodford

Pace, Lewis C. 1915 (Mgr.), 16

## TEXAS

### El Paso

Seale, Bill 1974  
 Tomlinson, Wayne 1972, 73, 74

### Houston

Asumnu, Stanley 2003, 04, 05, 06  
 Crump, Brandon 2002, 03, 04 (Capt.), 05  
 (Capt.)  
 Ikeakor, Andy 2001, 02

### Silsbee

Holden, Thaydeus 2002, 03

## VIRGINIA

### Bristol

Carter, Bobby 1959, 60, 61  
 Feathers, Beattie 1932  
 Robinette, Pat 1963, 64, 65

### Franklin

Reese, Ronnie 1988, 89, 90, 91

### Fredericksburg

Jackson, Justin 2009

### Hampton

Crews, Duke 2007, 08

### Haysi

Anderson, Glenn 1960

### Roanoke

Kinzel, Hank 1948, 49, 50, 51

### Springfield

Condon, Kyle (Mgr.) 2013

## WASHINGTON, D.C.

Ratliff, James 1978

## WEST VIRGINIA

### Beckley

Cook, Ted 1942, 43 47 (Capt.)

### Benwood

Gasparovic, Joe 1945, 46

### Charleston

Woodall, Jim 1969, 70, 71

### Huntington

Hawkins, Greg 1971  
 Hawkins, Marshall 1943, 46, 47, 48 (Capt.)  
 Wild, Tanner 2009

### London

Bell, Greg 1988, 89, 90, 91

### Mullens

Elliott, Sid 1962, 63, 64 (Capt.)

### Oak Hill

Jackson, Cornelius 1997

### Princeton

Little, Elvin 1951, 52, 53

### Wheeling

Mehen, Bernard 1940, 41, 42 (Capt.)  
 Mehen, Richard 1942, 43, 47 (Capt.)

## WISCONSIN

### Madison

Maymon, Jeronne 2012, 14

## U.S. VIRGIN ISLANDS

### St. Thomas

Brown, Elvin 1986, 87, 88

## BAHAMAS

### Nassau

Lockhart, Ian 1987, 88, 89, 90  
 Miller, Dwight 2012

## CANADA

### Hamilton, Ontario

Croft, Bobby 1968, 69, 70 (Capt.)

### Milton, Ontario

Alexander, Kyle 2016

### Toronto, Ontario

Kasongo, Ray 2016

## NIGERIA

### Lagos

Makanjuola, Yemi 2012, 13

### Kaduna

Negedu, Emmanuel 2009

OUTLOOK

PLAYERS

STAFF

REVIEW

RESULTS

RECORDS

HONORS

POSTSEASON

VOLMANAC

MEDIA INFO





# INCOMING TRANSFER HISTORY

*Corrections or additions to this list should be directed via email to [tomsid@tennessee.edu](mailto:tomsid@tennessee.edu)*

## DIVISION I TRANSFERS

<b>Name</b>	<b>Year in Residency</b>	<b>Active at Tenn.</b>	<b>Previous School</b>
Bohannon, Etdrick	1993-94	1994-95	Arizona
Bone, Josh <sup>!</sup>	Jan. 2009 - Dec. 2010	2009-11	Southern Illinois
Coogler, Jim <sup>^</sup>	immediately eligible	1980-81	Middle Tennessee State
Grindstaff, Jenis	1998-99	1999-2002	Virginia Tech
Hendrix, Jemere	2002-03	2003-05	Clemson
Hubert, Mike <sup>^</sup>	immediately eligible	2008-11	Chattanooga
Kilmartin, Ryan <sup>^</sup>	immediately eligible	2011-12	Appalachian State
Maymon, Jeronne	Jan. 2010 - Dec. 2011	2010-14	Marquette
McFadgon, Scooter	2002-03	2003-05	Memphis
Murphy, Rob <sup>^</sup>	2010-11	2011-13	Lipscomb
Patterson, Andre	2003-04	2004-06	UCLA
Prince, J.P.	Jan. 2010 - Dec. 2011	2007-10	Memphis
Smith, Tyler	Waiver; immediately eligible	2007-10	Iowa
Tracey, Vinnie	Jan. 1972 - Dec. 1973	1973-75	Boston College

*<sup>^</sup> Transferred to Tennessee as a walk-on; <sup>!</sup> Later earned a scholarship*

## JUNIOR COLLEGE TRANSFERS

<b>Name</b>	<b>Active at Tenn.</b>	<b>Previous School</b>
Albrecht, Justin	2002-04	Iowa Western Community College
Allen, Corey	1991-93	Aquinas Junior College (Tenn.)
Barnes, Cortez	1993-94	Hutchinson Community College (Kan.)
Baulkman, Devon	2014-16	Gulf Coast State College (Fla.)
Berry, Orlando	1991-92	Hiwassee Junior College (Tenn.)
Clemmons, Drew <sup>^</sup>	2001-03	King College (Tenn.; NCAA Division II)
Edwards, D'Montre	2012-14	Brevard Community College (Fla.)
Ferguson, Micquan	2001-02	Aquinas Junior College (Tenn.)
Glenn, Terry	1978-79	Morristown Junior College (Tenn.)
Goins, Melvin	2009-11	Mt. San Jacinto College (Calif.)
Holden, Thaydeus	2001-03	Seward County Community College (Kan.)
Johnson, Damon	1994-96	Hiwassee Junior College (Tenn.)
Johnson, Rip	1979-81	Motlow State Community College (Tenn.)
Jones, DaShay	1996-98	Vincennes Junior College (Ind.)
Kasongo, Ray	2015-16	College of Southern Idaho
Maze, Bobby	2008-10	Hutchinson Community College (Kan.)
Miller, Dwight	2011-13	Midland College (Texas)
Ndiaye, Rawane	2013-14	Indian Hills Community College (Iowa)
Passley, Tony	2006-07	Redlands Community College (Okla.)
Punter Jr., Kevin	2014-16	State Fair Community College (Mo.)
Robbins, Austin "Red"	1964-66	Chipola Junior College (Fla.)
Robinson, Larry	1971-73	Ferrum Junior College (Va.)
Swearengen, Clarence	1987-89	Connors State Junior College (Okla.)
Teffeteller, Kenne	1977-79	Walters State Community College (Tenn.)
Turner, Eric	1988-89	Los Angeles City College (Calif.)
Williams, Shane	1994-96	Northeastern Oklahoma A&M
Wright, Lou	2003-04	Southwest Tennessee Community College

*<sup>^</sup> Transferred to Tennessee as a walk-on; <sup>!</sup> Later earned a scholarship*

## GRADUATE TRANSFERS

<b>Name</b>	<b>Active at Tenn.</b>	<b>Previous School</b>
Barton, Antonio	2013-14	Memphis
Chiles, Ian	2014-15	IUPUI
Evans, Lew	2016-17	Utah State
Fields, John	2010-11	UNC Wilmington

# MULTI-SPORT BASKETBALL PLAYERS

PLAYER	POS	YEARS	OTHER SPORTS AT TENNESSEE (POS, YEARS)
Anderson, Harry	C	1934-36	Track (1934-36)
Atkins, Doug	C	1951	Football (T, 1950-52); Track (1950-52)
Asumnu, Stanley	F	2003-06	Football (WR, 2006)
Balitsaris, Mike	G	1940-42	Football (End, 1939-41)
Barnhill, John H.		1927-28	Football (1925-27)
Bartlett, Tommy	G	1951-52	Tennis (1950-52)
Burdette, George		1925	Football (G, 1923-25); Track
Campbell, Don	G	1968-70	Baseball (INF, 1968-70)
Campbell, Roe	C	1921-23	Football (QB, 1920-22, 24)
Chancey, Steve	F	1972	Football (FB, 1971-73)
Corbitt, Maurice		1929-31	Track (Jumps)
Coulter, Kenny	G	1957-59	Baseball (INF/RHP, 1959); Track (1957-59)
Crumbliss, Polk		1933-34	Tennis (1933)
Cruze, Kyle "Buddy"	F	1954	Football (E, 1955-56)
Dodd, Bobby L.		1929-31	Football (QB, 1928-30)
Dougherty, Nathan W.	C	1909	Football (RT, 1906-09)
Elliott, Sid	C	1962-64	Track (1962-64)
Faust, Hugh D.		1929-31	Football (QB, 1930)
Fayton, C.J.*	G	2002	Football (WR, 2002-05)
Feathers, Beattie		1932	Football (B, 1931-33)
Fender, M.W.		1912-13	Football (1912)
Fisher, Dick	C	1959-61	Baseball (1B/RHP, 1959)
Foxx, Bob		1940	Football (HB, 1938-40); Baseball (1939 or 1940)
Goins, Melvin	G	2011-12	Football (DB, 2011 spring practice only)
Greenblatt, LeClaire		1930-32	Track
Harkness, William S.	F	1923-26	Football (QB, 1923-26)
Hatcher, Adolphus H. "Buck"	G	1920, 21	Football (HB, 1923)
Hawkins, Marshall	F/C	1943, 46-48	Tennis (1948)
Hug, Paul		1929	Football (End, 1928-30)
Janes, Palmer		1919-22	Football (End, 1919-21)
Kinard, Rudy	G	1969-70	Baseball (SS, 1969-70)
Kipp, Solon S.	G	1909-10	Baseball
Krisle, George	G	1936-38	Tennis (1936-38)
Luttrell, William		1939-41	Football (T, 1938-40)
Marshall, Floyd "Biggy"	F	1935-37	Track (1935-37)
Maxedon, Grover A. 1911	C	1911	Baseball (OF, 1911)
McCabe, Willis		1920	Football (QB, 1919)
McKeen, Allyn E.	G	1926-28	Football (End, 1925-27)
McSpadden, Malcolm	G	1912-15	Football (B, 1914)
Mehen, Bernie	F	1940-42	Track (1940-42)
Mitchell, David*	G	1974	Baseball (OF, 1976-77)
Moore, Owen		1927	Football (HB, 1926)
Moss, Howie	F	1960, 62	Track (Jumps, 1961)
Neff, Herb	C	1951-52	Track (Jumps, 1949-52)
Neyland, Lewis	F	1954-56	Tennis (1953-54)
Perkins, Marion		1935-36	Football (FB, 1936-37)
Petty, Malcolm "Mac"	F	1666-68	Baseball (RHP, 1966-67)
Plotnicki, Ben "Skip"	F	1963-65	Track (1963, 65)
Powell, Dale	F	1948-49	Baseball (1B, 1951)
Preston, Don	F	1958-59	Swimming (Freestyle)
Ransey, Allen C.		1936	Football (C, 1936-37)
Reevarts, Don	F	1957-59	Track (1957-59)
Ring, J.J.	C	1909-10	Football (RT, 1906, 09)
Robinson, Harvey L.		1931	Football (QB, 1931-32)
Scott, Charles	F	1957-59	Track (1958-59)
Smithson, Mike*	F	1975-76	Baseball (RHP, 1975-76)
Test, Eddie	G	1960-61	Baseball (3B, 1960)
Testerman, Kyle*	F	1954-55	Tennis (1954-56)
Titsworth, John R.		1911-13	Baseball (P, 1910-13)
Warren, Buist		1938, 40	Football (QB, 1938-40)
White, Benton		1909	Football (LE, 1907-08)
Widby, Ron	F	1965-67	Baseball (1B, 1965); Football (P, 1964-66); Golf (1966)
Witt, Roy		1928	Baseball (P, 1926-28); Football (HB, 1926-28)
Wolfe, Lloyd S.	G	1915-17	Football (RE, 1914-16)
Woods, Rodney	G	1973-75	Baseball (OF, 1973-74)
Young, Bill	C	1967	Football (DB, 1966, 1968-69)


\* = Did not letter in basketball (squad member)



As a quarterback on the Vols' football team, **Bobby Dodd** led UT to a 27-1-2 record as a starter. He is member of the College Football Hall of Fame as both a player and coach.



Vols forward **Mike Smithson** also starred on the baseball diamond at Tennessee. He went on to pitch eight years in Major League Baseball and was a member of the Minnesota Twins' 1987 World Series championship team.



A four-sport letterman at UT, **Ron Widby** was selected in three pro drafts in two sports. He played in two Super Bowls with the Cowboys, winning Super Bowl VI.

OUTLOOK

PLAYERS

STAFF

REVIEW

RESULTS

RECORDS

HONORS

POSTSEASON

VOLMANAC

MEDIA INFO



# ALL-TIME RECORD BREAKDOWN

Year	Overall		SEC		Finish	Captain(s)
	W	L	W	L		
1908-09	2	5	-	-	-	Nathan W. Dougherty
1909-10	7	8	-	-	-	Solon S. Kipp
<b>A.A. Stone (7-9, .438)</b>						
1910-11	7	9	-	-	-	Earl F. Ketchen
<b>Zora Clevenger (50-14, .781)</b>						
1911-12	5	5	-	-	-	A. E. Leonhardt
1912-13	9	5	-	-	-	Victor H. Klein
1913-14	15	2	-	-	-	Victor H. Klein
1914-15	9	2	-	-	-	Malcolm McSpadden
1915-16	12	0	-	-	-	B. J. Greenwood
<b>John R. Bender (29-15, .659)</b>						
1916-17	10	5	-	-	-	Joseph Jacobs
<b>R.H. Fitzgerald (5-15-1, .238)</b>						
1917-18	3	9-tl	-	-	-	Dan B. Wexler
1918-19	2	6	-	-	-	Frank Callaway
<b>John R. Bender (29-15, .659)</b>						
1919-20	11	3	-	-	-	Henry R. Bell
1920-21	8	7	-	-	-	Conrad Troutman
<b>M.B. Banks (52-33-1, .605)</b>						
1921-22	12	7-tl	-	-	-	Palmer Janes
1922-23	15	2	-	-	-	Howard Johnson
1923-24	10	8	-	-	-	Bill Hatcher
1924-25	6	8	-	-	-	Earl Keister
1925-26	9	8	-	-	-	Billy Harkness
<b>W.H. Britton (80-73, .523)</b>						
1926-27	7	12	-	-	-	Jim Cooley
1927-28	0	12	-	-	-	Elvin Butcher
1928-29	11	5	-	-	-	Harry B. Sharpe
1929-30	13	4	-	-	-	Bobby Dodd, Charles Lucas
1930-31	11	10	-	-	-	Maurice Corbitt, Hugh Faust
1931-32	8	7	-	-	-	Claude Reeder
1932-33	9	11	3	7	T-10th	Powell McWhirter
1933-34	10	7	3	5	8th	Albert Kirk
1934-35	11	5	7	4	3rd	Harry Anderson
<b>Blair Gullion (47-19, .712)</b>						
1935-36	15	6	8	4	3rd	Harry Anderson
1936-37	17	5	7	1	2nd	Floyd Marshall
1937-38	15	8	7	4	5th	Alvin Rice
<b>John Mauer (127-41, .756)</b>						
1938-39	14	7	6	5	8th	Charles Higdon, Byrl Logan
1939-40	14	7	7	3	2nd	Gilbert Huffman
1940-41	17	5	8	3	3rd	Frank Thomas
1941-42	19	3	7	1	1st	Bernie Mehen
1942-43	14	4	6	3	3rd	Paul Herman
1943-44	World War II — No Team					
1944-45	18	5	8	2	T-1st	Garland O'Shields
1945-46	15	5	8	3	3rd	Garland O'Shields
1946-47	16	5	10	3	3rd	Ted Cook, Dick Mehen
<b>Emmett Lowery (169-110, .606)</b>						
1947-48	20	5	10	2	3rd	Marshall Hawkins
1948-49	19	7	8	3	3rd	Paul Walther
1949-50	15	11	5	6	7th	Art Burriss
1950-51	10	13	5	9	10th	Game Captains
1951-52	13	9	7	7	T-6th	Tommy Bartlett
1952-53	13	8	7	6	4th	Hank Bertelkamp
1953-54	11	12	7	7	T-6th	Bill Hall
1954-55	15	7	8	6	5th	Ed Wiener
1955-56	10	14	6	8	T-6th	Carl Widseth
1956-57	13	9	5	9	9th	Herman Thompson
1957-58	16	7	8	6	T-5th	Leon Ammerman
1958-59	14	8	8	6	T-5th	Gene Tormohlen
<b>John Sines (26-45, .366)</b>						
1959-60	12	11	7	7	T-6th	Dalen Showalter
1960-61	10	15	4	10	T-11th	Glenn Campbell
1961-62	4	19	2	12	12th	Howie Moss, John Martin

Year	Overall		SEC		Finish	Captain(s)
	W	L	W	L		
<b>Ray Mears (278-112, .713)</b>						
1962-63	13	11	6	8	7th	Jerry Parker
1963-64	16	8	9	5	T-2nd	Sid Elliott
1964-65	20	5	12	4	2nd	A. W. Davis
1965-66	18	8	10	6	T-3rd	L. McIntosh, H. Bayne
1966-67	21	7	15	3	1st	Ron Widby
1967-68	20	6	13	5	2nd	Tom Hendrix
1968-69	21	7	13	5	2nd	Bill Justus
1969-70	16	9	10	8	5th	Bobby Croft
1970-71	21	7	13	5	2nd	Jimmy England
1971-72	19	6	14	4	T-1st	Lloyd Richardson
1972-73	15	9	13	5	T-2nd	Larry Robinson
1973-74	17	9	12	6	3rd	Len Kosmalski
1974-75	18	8	12	6	T-3rd	Rodney Woods
1975-76	21	6	14	4	2nd	Doug Ashworth
1976-77	22	6	16	2	T-1st	Ernie Grunfeld, Mike Jackson

<b>Cliff Wettig (11-16, .407)</b>						
1977-78	11	6	6	12	T-7th	Johnny Darden

<b>Don DeVoe (204-137, .598)</b>						
1978-79	21	12	12	6	2nd	Johnny Darden
1979-80	18	11	12	6	T-3rd	Game Captains
1980-81	21	8	12	6	3rd	Game Captains
1981-82	20	10	13	5	T-1st	Game Captains
1982-83	20	12	9	9	T-4th	Game Captains
1983-84	21	14	9	9	6th	Game Captains
1984-85	22	15	8	10	T-7th	Game Captains
1985-86	12	16	5	13	8th	Game Captains
1986-87	14	15	7	11	T-8th	Game Captains
1987-88	16	13	9	9	6th	Game Captains
1988-89	19	11	11	7	T-4th	Game Captains

<b>Wade Houston (65-90, .419)</b>						
1989-90	16	14	10	8	T-4th	Game Captains
1990-91	12	22	3	15	T-8th	Game Captains
1991-92	19	15	8	8	3rd (East)	Game Captains
1992-93	13	17	4	12	6th (East)	Game Captains
1993-94	5	22	2	14	6th (East)	Game Captains

<b>Kevin O'Neill (36-47, .434)</b>						
1994-95	11	16	4	12	6th (East)	Game Captains
1995-96	14	15	6	10	T-5th (East)	Steve Hamer
1996-97	11	16	4	12	6th (East)	Game Captains

<b>Jerry Green (89-36, .712)</b>						
1997-98	20	9	9	7	3rd (East)	Game Captains
1998-99	21	9	12	4	1st (East)	Game Captains
1999-00	26	7	12	4	T-1st (East)	Game Captains
2000-01	22	11	8	8	4th (East)	Game Captains

<b>Buzz Peterson (61-59, .508)</b>						
2001-02	15	16	7	9	4th (East)	Game Captains
2002-03	17	12	9	7	4th (East)	Ron Slay, Jon Higgins
2003-04	15	14	7	9	T-5th (East)	Crump, Watson
2004-05	14	17	6	10	5th (East)	Crump, McFadgon, Watson

<b>Bruce Pearl (145-61, .704)</b>						
2005-06	22	8	12	4	1st (East)	Asumnu, Watson, Wingate
2006-07	24	11	10	6	T-2nd (East)	Bradshaw, Lofton
2007-08	31	5	14	2	1st (East)	Lofton, J. Smith, Howell
2008-09	21	13	10	6	T-1st (East)	Tyler Smith, Wayne Chism
2009-10	28	9	11	5	3rd (East)	Wayne Chism, J.P. Prince
2010-11	19	15	8	8	5th (East)	Goins, Pearl, Williams

<b>Cuonzo Martin (63-41, .606)</b>						
2011-12	19	15	10	6	T-2nd	Cameron Tatum
2012-13	20	13	11	7	5th	Game Captains
2013-14	24	13	11	7	4th	Game Captains

<b>Donnie Tyndall (16-16, .500)</b>						
2014-15	16	16	7	11	10th	Moore, Richardson

<b>Rick Barnes (15-19, .441)</b>						
2015-16	15	19	6	12	12th	Armani Moore, Kevin Punter Jr.

**Seasons:** 106  
**Overall:** 1584-1021-2 (.608) **SEC:** 708-554 (.561)



# ALL-TIME PLAYER STATISTICS

## ALL-TIME NUMERICAL JERSEY LISTING

### 00

Bohannon, Etdrick - 1995

### 0

Hernndon, Boomer - 2003, 04  
Woolridge, Renaldo - 2009, 10, 11  
Makanjuola, Yemi - 2012  
Punter Jr., Kevin - 2015, 16

### 1

Yarbrough, Vincent - 1999, 2000, 01, 02  
Wingate, Major - 2004, 05, 06  
Smith, Tyler - 2008, 09, 10  
McRae, Jordan - 2011  
Richardson, Josh - 2012, 13, 14, 15

### 2

Ferguson, Micquan - 2002  
Clemmons, Drew - 2002, 03  
McFadgon, Scooter - 2004, 05  
Smith, JaJuan - 2006, 07, 08  
Goins, Melvin - 2011  
Barton, Antonio - 2014  
Kasonogo, Ray - 2016

### 3

Brand, Chris - 1992, 93, 94  
Lee, Rashard - 1996, 97, 98, 99  
Asumnu, Stanley - 2003, 04, 05, 06  
Johnson, Marques - 2007  
Maze, Bobby - 2009, 10  
Woolridge, Renaldo - 2012  
Reese, Derek - 2013  
Hubbs, Robert III - 2014, 15, 16

### 4

Booth, Bill - 1961, 62\*, 63  
Dyer, J.H. - 1962\*  
Crone, Jimmy - 1964  
Brown, Jermaine - 1992, 93  
Johnson, Damon - 1995, 96  
Crump, Brandon - 2002, 03, 04, 05  
Chism, Wayne - 2007, 08, 09, 10  
Moore, Armani - 2013, 14, 15

### 5

Booth, Bill - 1962\*  
Dyer, J.H. - 1962\*  
Cornwall, Jim - 1965\*  
Caldwell, Stanley - 1993, 94, 95  
Green, Aaron - 1996, 97, 98, 99  
Walker, Harris - 2000, 01  
Winchester, John - 2003, 04  
Lofton, Chris - 2005, 06, 07, 08  
Negedu, Emmanuel - 2009  
Stokes, Jamel - 2012, 13, 14  
Chiles, Ian - 2015  
Schofield, Admiral - 2015

\* Home games only  
\* Road games only

### Justin Albrecht #43 • F • 6-6 • 215 • Omaha, Neb. (North HS/Iowa Western CC)

Year	GP-GS	Min	Avg	FG-A	Pct	3FG-A	Pct	FT-A	Pct	Rebs	Avg	PF-FO	Ast	TO	Bk	Stl	Pts	Avg
2002-03	2-0	13	6.5	2-5	40.0	0-0	0.000	4	2.0	1-0	3.0	0	0	1	4	2.0		
2003-04	26-2	205	7.9	17-49	34.7	9-35	25.7	3-4	75.0	50	19	22-0	23	17	2	9	46	18
Totals	28-2	218	7.8	19-54	35.2	9-38	23.7	3-4	75.0	54	19	23-0	26	17	2	10	50	18

### Kyle Alexander #11 • F • 6-9 • 215 • Milton, Ontario (Orangeville Prep)

Year	GP-GS	Min	Avg	FG-A	Pct	3FG-A	Pct	FT-A	Pct	Rebs	Avg	PF-FO	Ast	TO	Bk	Stl	Pts	Avg
2015-16	32-11	391	12.2	16-37	43.2	0-0	0.000	21-32	65.6	101	3.2	55-0	2	14	31	5	53	17

### Corey Allen #40 • F • 6-6 • 215 • Nashville, Tenn. (Whites Creek HS/Aquinas JC)

Year	GP-GS	Min	Avg	FG-A	Pct	3FG-A	Pct	FT-A	Pct	Rebs	Avg	PF-FO	Ast	TO	Bk	Stl	Pts	Avg
1991-92	34-31	1025	30.1	168-346	48.6	11-40	27.5	78-100	78.0	230	6.8	69-1	46	63	27	37	425	12.5
1992-93	30-30	991	33.0	167-358	46.6	29-69	42.0	65-98	66.5	220	7.3	55-0	52	67	14	28	428	14.3
Totals	64-61	2016	31.5	335-704	47.6	40-109	36.7	143-198	72.2	450	7.0	124-1	98	130	41	65	853	13.3

### Leon Ammerman #19 • F • 5-11 • 190 • New Castle, Ind. (New Castle HS)

Year	GP-GS	Min	Avg	FG-A	Pct	3FG-A	Pct	FT-A	Pct	Rebs	Avg	PF-FO	Ast	TO	Bk	Stl	Pts	Avg
1955-56	20--	--	--	101-269	37.5	--	--	51-87	58.6	105	5.3	61--	--	--	--	--	253	12.7
1956-57	22--	--	--	141-339	41.6	--	--	91-144	63.2	198	9.0	59--	--	--	--	--	373	17.0
1957-58	20--	--	--	109-260	41.9	--	--	83-116	71.6	127	6.4	60--	--	--	--	--	301	15.1
Totals	62--	--	--	351-868	40.4	--	--	225-347	64.8	430	6.9	180--	--	--	--	--	927	15.0

### Glen Anderson #32/#33 • F • 6-4 • 188 • Haysi, Va. (Haysi HS)

Year	GP-GS	Min	Avg	FG-A	Pct	3FG-A	Pct	FT-A	Pct	Rebs	Avg	PF-FO	Ast	TO	Bk	Stl	Pts	Avg
1957-58	5--	--	--	4-12	33.3	--	--	4-5	80.0	16	3.2	3--	--	--	--	--	12	2.4
1959-60	11--	--	--	16-42	38.1	--	--	9-10	90.0	34	3.1	16-0	--	--	--	--	41	3.7
Totals	16--	--	--	20-54	37.0	--	--	13-15	86.7	50	3.1	19-0	--	--	--	--	53	3.3

### David Anderton #21 • G • 6-1 • 170 • Knoxville, Tenn. (Bearden HS)

Year	GP-GS	Min	Avg	FG-A	Pct	3FG-A	Pct	FT-A	Pct	Rebs	Avg	PF-FO	Ast	TO	Bk	Stl	Pts	Avg
1959-60	20--	--	--	36-76	47.4	--	--	18-23	78.3	22	1.1	28-0	--	--	--	--	90	4.5
1960-61	16--	--	--	7-27	25.9	--	--	11-14	78.6	11	0.7	6-0	--	--	--	--	25	1.6
1961-62	16--	--	--	35-91	38.5	--	--	25-39	64.1	35	2.2	34-1	--	--	--	--	95	5.9
Totals	52--	--	--	78-194	40.2	--	--	54-76	71.1	68	1.3	68-1	--	--	--	--	210	4.0

### Sam Arterburn #12 • F • 6-6 • 200 • Paducah, Ky. (Tilghman HS)

Year	GP-GS	Min	Avg	FG-A	Pct	3FG-A	Pct	FT-A	Pct	Rebs	Avg	PF-FO	Ast	TO	Bk	Stl	Pts	Avg
1984-85	15-1	74	4.9	4-16	25.0	--	--	4-7	57.1	11	0.7	13-1	6	10	0	0	12	0.8
1985-86	19-1	116	6.1	13-30	43.3	--	--	7-9	77.8	17	0.9	17-0	13	15	3	6	33	1.7
1986-87	3-0	23	7.7	0-3	0.000	0-0	0.000	2-2	1.000	2	0.7	7-1	1	3	0	0	2	0.7
Totals	37-2	213	5.8	17-49	34.7	0-0	0.000	13-18	72.2	30	0.8	37-2	20	28	3	6	47	1.3

### Doug Ashworth #43 • C • 6-6 • 215 • Dayton, Ohio (Beaver Creek HS)

Year	GP-GS	Min	Avg	FG-A	Pct	3FG-A	Pct	FT-A	Pct	Rebs	Avg	PF-FO	Ast	TO	Bk	Stl	Pts	Avg
1973-74	21--	--	--	21-39	53.8	--	--	16-36	44.4	92	4.4	42-1	15	--	--	--	58	2.8
1974-75	26--	--	--	95-139	68.3	--	--	28-52	53.8	205	7.9	70-5	18	--	--	--	218	8.4
1975-76	27--	--	--	69-131	52.7	--	--	17-33	51.5	158	5.9	66-2	39	--	--	--	155	5.7
Totals	74--	--	--	185-309	59.9	--	--	61-121	50.4	455	6.1	178-8	72	--	--	--	431	5.8

### Stanley Asumnu #3 • F • 6-5 • 215 • Houston, Texas (Westbury Christian HS/Hargrave Acad.)

Year	GP-GS	Min	Avg	FG-A	Pct	3FG-A	Pct	FT-A	Pct	Rebs	Avg	PF-FO	Ast	TO	Bk	Stl	Pts	Avg
2002-03	28-6	345	12.3	29-92	31.5	5-25	20.0	18-31	58.1	47	1.7	31-0	22	34	0	13	81	2.9
2003-04	29-11	490	16.9	62-136	45.6	1-7	14.3	27-64	42.2	71	2.4	51-4	42	46	3	24	152	5.2
2004-05	26-1	213	8.2	27-69	39.1	1-4	25.0	8-18	44.4	27	1.0	25-0	9	20	2	10	63	2.4
2005-06	30-15	579	19.3	106-210	50.5	1-8	12.5	26-53	49.1	95	3.2	36-0	45	39	8	26	239	8.0
Totals	113-33	1627	14.4	224-507	44.2	8-44	18.2	79-166	47.6	240	2.1	143-1	118	139	13	73	535	4.7

### Doug Atkins #19 • C • 6-8 • 245 • Humboldt, Tenn. (Humboldt HS)

Year	GP-GS	Min	Avg	FG-A	Pct	3FG-A	Pct	FT-A	Pct	Rebs	Avg	PF-FO	Ast	TO	Bk	Stl	Pts	Avg
1950-51	13--	--	--	45-165	27.3	--	--	39-60	65.0	--	--	29--	--	--	--	--	129	9.9

### Todd Austin #10 • G • 6-2 • 170 • Lafayette, Tenn. (Macon County HS)

Year	GP-GS	Min	Avg	FG-A	Pct	3FG-A	Pct	FT-A	Pct	Rebs	Avg	PF-FO	Ast	TO	Bk	Stl	Pts	Avg
1998-99	10-0	12	1.2	1-7	14.3	0-3	0.000	5-6	83.3	1	0.1	0-0	0	2	0	0	7	0.7

### Del Baker #32 • G • 6-5 • 200 • Cleveland, Tenn. (Cleveland HS)

Year	GP-GS	Min	Avg	FG-A	Pct	3FG-A	Pct	FT-A	Pct	Rebs	Avg	PF-FO	Ast	TO	Bk	Stl	Pts	Avg
1997-98	25-0	174	7.0	17-48	35.4	8-27	29.6	4-4	1.00	24	1.0	11-0	13	22	6	4	46	1.8
1998-99	24-0	140	5.8	15-43	34.9	6-26	23.1	0-2	0.000	11	0.5	7-0	7	10	0	6	36	1.5
1999-00	25-0	296	11.8	34-82	41.5	12-45	26.7	7-17	41.2	27	1.1	14-0	25	18	12	13	87	3.5
2001-02	26-2	260	10.0	13-37	35.1	11-31	35.5	4-9	44.4	27	1.0	18-0	15	12	1	3	41	1.6
Totals	100-2	870	8.7	79-210	37.6	37-129	28.7	15-32	46.9	89	0.9	50-0	60	62	19	26	201	2.1

### Eddie Ball #30 • G • 6-2 • 190 • Cincinnati, Ohio (Sycamore HS)

Year	GP-GS	Min	Avg	FG-A	Pct	3FG-A	Pct	FT-A	Pct	Rebs	Avg	PF-FO	Ast	TO	Bk	Stl	Pts	Avg
1994-95	1-0	1	1.0	0-0	0.000	0-0	0.000	0-0	0.00	0	0.0	0-0	0	1	0	0	0	0.0
1995-96	1-0	1	1.0	0-0	0.0													

# ALL-TIME PLAYER STATS

## Tommy Bartlett

### #13 • G • 5-8 • 160 • Knoxville, Tenn. (Knoxville HS)

Year	GP-GS	Min	Avg	FG-A	Pct	3FG-A	Pct	FT-A	Pct	Rebs	Avg	PF-FO	Ast	TO	Blk	Stl	Pts	Avg
1950-51	21--	--	--	69-233	296	--	--	72-108	667	--	--	62--	--	--	--	--	210	10.0
1951-52	19--	--	--	70-215	326	--	--	87-107	813	--	--	62--	--	--	--	--	227	11.9
Totals	40--	--	--	139-448	610	--	--	159-215	1740	--	--	124--	--	--	--	--	437	10.9

## Antonio Barton

### #2 • G • 6-2 • 180 • Baltimore, Md. (Notre Dame Prep [Mass.]/Univ. of Memphis)

Year	GP-GS	Min	Avg	FG-A	Pct	3FG-A	Pct	FT-A	Pct	Rebs	Avg	PF-FO	Ast	TO	Blk	Stl	Pts	Avg
2013-14	37-28	930	25.1	95-249	373	51-150	340	42-61	689	81	2.2	66-0	76	36	4	22	279	7.5

## Devon Baulman

### #34 • G • 6-4 • 200 • Bainbridge, Ga (Bainbridge HS/Gulf Coast State College)

Year	GP-GS	Min	Avg	FG-A	Pct	3FG-A	Pct	FT-A	Pct	Rebs	Avg	PF-FO	Ast	TO	Blk	Stl	Pts	Avg
2014-15	31-7	457	14.7	45-118	381	26-68	382	31-39	795	72	2.3	35-0	19	24	3	19	147	4.7
2015-16	34-32	933	27.4	109-292	373	62-186	333	44-54	815	117	3.4	56-0	60	45	13	35	324	9.5
Totals	65-39	1390	21.4	154-410	376	88-254	346	75-93	806	189	2.9	91-0	79	69	16	54	471	7.2

## Randy Bates

### #54 • C/F • 6-7 • 210 • Old Hickory, Tenn. (Goodpasture HS)

Year	GP-GS	Min	Avg	FG-A	Pct	3FG-A	Pct	FT-A	Pct	Rebs	Avg	PF-FO	Ast	TO	Blk	Stl	Pts	Avg
1980-81	4-0	--	--	6-5	1.7	--	--	1-2	250	1	0.3	3-0	0	0	0	0	5	1.3
1981-82	3-0	--	--	0-1	0.000	--	--	1-4	250	1	0.3	2-0	1	0	0	0	1	0.3
Totals	7-0	11	1.6	2-4	0.500	--	--	2-6	333	2	0.3	5-0	1	0	0	0	6	0.9

## Howard Bayne

### #50 • F/C • 6-5 • 234 • Dayton, Ohio (Colonel White HS)

Year	GP-GS	Min	Avg	FG-A	Pct	3FG-A	Pct	FT-A	Pct	Rebs	Avg	PF-FO	Ast	TO	Blk	Stl	Pts	Avg
1963-64	19--	--	--	65-141	461	--	--	36-74	486	177	9.3	66-4	--	--	--	--	166	8.7
1964-65	25--	--	--	63-126	500	--	--	49-86	570	198	7.9	67-2	--	--	--	--	175	7.0
1965-66	22--	--	--	50-103	485	--	--	32-56	571	141	6.4	46-2	--	--	--	--	132	6.0
Totals	66--	--	--	178-370	481	--	--	117-216	542	516	7.8	179-8	--	--	--	--	473	7.2

## Tyrone Beaman

### #10 • G • 5-11 • 155 • Niagara Falls, N.Y. (Jamestown HS)

Year	GP-GS	Min	Avg	FG-A	Pct	3FG-A	Pct	FT-A	Pct	Rebs	Avg	PF-FO	Ast	TO	Blk	Stl	Pts	Avg
1980-81	24-2	305	12.7	29-71	408	--	--	28-42	667	20	0.8	46-0	48	4	18	86	3.6	
1981-82	30-23	880	29.3	77-154	500	--	--	49-78	628	45	1.5	75-0	125	83	3	45	203	6.8
1982-83	32-32	1037	32.4	105-206	510	--	--	65-89	730	49	1.5	108-6	184	99	1	67	275	8.6
1983-84	35-29	997	28.5	77-169	456	--	--	83-104	798	32	0.9	88-3	134	98	6	43	237	6.8
Totals	121-86	3219	26.6	288-600	480	--	--	225-313	719	146	1.2	317-9	491	328	11	173	801	6.6

## David Bell

### #50 • C/F • 6-7 • 215 • Dayton, Ohio (W.E. Stebbins)

Year	GP-GS	Min	Avg	FG-A	Pct	3FG-A	Pct	FT-A	Pct	Rebs	Avg	PF-FO	Ast	TO	Blk	Stl	Pts	Avg
1966-67	24--	--	--	16-35	457	--	--	4-10	400	38	1.6	33-0	--	--	--	--	36	1.5
1967-68	12--	--	--	6-8	750	--	--	1-4	250	18	1.5	12-0	--	--	--	--	13	1.1
Totals	36--	--	--	22-43	512	--	--	5-14	357	56	1.6	45-0	--	--	--	--	49	1.4

## Greg Bell

### #23 • G • 6-3 • 185 • London, W.Va. (DuPont HS)

Year	GP-GS	Min	Avg	FG-A	Pct	3FG-A	Pct	FT-A	Pct	Rebs	Avg	PF-FO	Ast	TO	Blk	Stl	Pts	Avg
1987-88	26-14	606	23.3	93-225	413	39-98	398	53-78	679	66	2.5	74-4	43	57	4	26	278	10.7
1988-89	30-3	696	23.2	114-271	421	62-155	400	60-91	659	64	2.1	72-0	56	61	2	35	350	11.7
1989-90	30-30	942	31.4	161-368	438	66-153	431	111-162	685	96	3.2	99-3	65	88	4	56	499	16.6
1990-91	12-0	200	16.7	25-79	316	4-23	174	17-27	630	21	1.8	22-0	14	29	1	9	71	5.9
Totals	98-47	2444	24.9	393-943	417	171-429	399	241-358	673	247	2.5	267-7	178	235	14	93	1198	12.2

## Orlando Berry

### #14 • G • 5-11 • 175 • Cincinnati, Ohio (Woodward HS/Hiwasssee JC)

Year	GP-GS	Min	Avg	FG-A	Pct	3FG-A	Pct	FT-A	Pct	Rebs	Avg	PF-FO	Ast	TO	Blk	Stl	Pts	Avg
1991-92	25-1	382	15.3	23-62	371	1-2	500	31-58	534	28	1.1	41-0	69	33	0	20	78	3.1

## Bert Bertelkamp

### #10 • G • 6-3 • 165 • Knoxville, Tenn. (Bearden HS)

Year	GP-GS	Min	Avg	FG-A	Pct	3FG-A	Pct	FT-A	Pct	Rebs	Avg	PF-FO	Ast	TO	Blk	Stl	Pts	Avg
1976-77	21--	--	--	13-30	433	--	--	0-1	0.000	11	0.5	15-0	9	--	--	--	26	1.2
1977-78	27--	--	--	137-279	491	--	--	35-43	814	93	3.4	67-3	64	34	4	22	309	11.4
1978-79	33--	809	24.5	60-136	441	--	--	34-39	872	36	1.1	96-4	105	57	2	26	154	4.7
1979-80	29-29	908	31.3	71-137	518	--	--	43-52	827	62	2.1	80-6	154	72	8	35	185	6.4
Totals	110-29	1717	--	281-582	483	--	--	112-135	830	202	1.8	258-13	332	163	14	83	674	6.1

## Hank Bertelkamp

### #18/#16 • F • 6-3 • 175 • Louisville, Ky. (duPont Manual HS)

Year	GP-GS	Min	Avg	FG-A	Pct	3FG-A	Pct	FT-A	Pct	Rebs	Avg	PF-FO	Ast	TO	Blk	Stl	Pts	Avg
1950-51	14--	--	--	8-40	200	--	--	2-6	333	--	--	21--	--	--	--	--	18	1.3
1951-52	20--	--	--	64-211	303	--	--	41-73	562	--	--	63--	--	--	--	--	169	8.5
1952-53	21--	--	--	106-335	316	--	--	89-133	669	158	7.5	--	--	--	--	--	301	14.3
Totals	55--	--	--	178-586	304	--	--	132-212	623	158	--	84--	--	--	--	--	488	8.9

## Don Bingham

### #21 • G • 6-1 • 165 • DeWitt, Ky. (Knox Central HS)

Year	GP-GS	Min	Avg	FG-A	Pct	3FG-A	Pct	FT-A	Pct	Rebs	Avg	PF-FO	Ast	TO	Blk	Stl	Pts	Avg
1956-57	22--	--	--	114-300	380	--	--	58-79	734	92	4.2	56--	--	--	--	--	307	14.0

## C.J. Black

### #43 • F • 6-8 • 255 • Chattanooga, Tenn. (Brainerd HS)

Year	GP-GS	Min	Avg	FG-A	Pct	3FG-A	Pct	FT-A	Pct	Rebs	Avg	PF-FO	Ast	TO	Blk	Stl	Pts	Avg
1996-97	27-20	689	25.5	98-190	516	1-4	250	117-153	765	169	6.3	66-0	7	88	38	13	314	11.6
1997-98	29-28	829	28.6	126-243	519	10-24	417	103-139	741	198	6.8	94-1	17	69	73	32	365	12.6
1998-99	30-27	720	24.0	89-201	443	8-27	962	97-121	802	166	5.5	69-2	23	49	46	31	283	9.4
1999-00	32-32	784	24.5	100-193	518	13-33	394	86-119	723	170	5.3	83-3	25	53	55	26	299	9.3
Totals	118-107	3022	25.6	413-827	499	32-88	364	403-532	758	703	6.0	312-6	72	259	212	102	1261	10.7

## Tom Boerwinkle

### #34 • C • 7-0 • 260 • Independence, Ohio (Millersburg HS)

Year	GP-GS	Min	Avg	FG-A	Pct	3FG-A	Pct	FT-A	Pct	Rebs	Avg	PF-FO	Ast	TO	Blk	Stl	Pts	Avg
1965-66	15--	--	--	20-35	571	--	--	14-18	778	54	3.6	15-0	--	--	--	--	54	3.6
1966-67	28--	--	--	137-256	535	--	--	63-98	643	285	10.2	89-3	--	--	--	--	337	12.0
1967-68	26--	--	--	155-282	550	--	--	85-121	702	293	11.3	93-7	--					





**14 (RETIRED)**

Walther, Paul "Lefty" - 1948, 49  
 Davis, Dick - 1951  
 Langschmidt, Carl - 1952, 53  
 Bogott, Dan - 1953, 54  
 Lowery, Butch - 1958  
 Schultz, Danny 1963, 64  
 Pieterola, Joe - 1965  
 Cornwall, Jim - 1966\*  
 Hann, Bill - 1967, 68, 69  
 Glenn, Terry - 1979  
**Ellis, Dale - 1981, 82, 83**  
 Hausley, Ron - 1985, 86, 87, 88  
 Berry, Orlando - 1992  
 Harris, Tony - 1998, 99, 2000, 01  
 Summitt, Tyler - 2011, 12

**15**

Brintnall, Phil - 1961  
 Byrd, Bill - 1948, 49  
 Pitts, Rex - 1953  
 Thompson, Herman - 1954, 55, 56, 57  
 Martin, John - 1960, 61, 62  
 Cornwall, Jim - 1966\*  
 Smith, David - 1974  
 Parton, Ralph - 1977, 78, 79, 80  
 Taylor, Ron - 1989, 90  
 Wharton, Brandon - 1996, 97, 98, 99  
 Wilborn, Elgrace - 2002, 03  
 Howell, Jordan - 2005, 06, 07, 08  
 Murphy, Rob - 2012, 13  
 Thompson, Darius - 2014  
 Mostella, Detrick - 2015, 16

**16**

Center - 1948  
 Keenan, Bert - 1949, 51  
 Bertelkamp, Hank - 1953  
 Parmenter, Bob - 1952  
 Gipe, Bob - 1954, 55, 56, 57  
 Moss, Howie - 1960, 62

**17**

Thomas, Jack - 1948  
 Tarver, Tom - 1949  
 Bowers, Dick - 1951, 52  
 Neyland, Lewis - 1953, 54, 55, 56  
 Schumann, Bob - 1960, 61

**18**

Hampton - 1948  
 Bertelkamp, Hank - 1951, 52  
 Keister, Earl - 1949  
 Hipschar, Charlie - 1951, 52, 53  
 Cate, Bill - 1954, 55, 56  
 Preston, Don - 1957  
 Newman, Paul - 1958

**19**

Atkins, Doug - 1951  
 Wiener, Ed - 1952, 53, 54, 55  
 Ammerman, Leon - 1956, 57, 58  
 Cramer, Noel - 1962  
 Eldridge, Joe - 1948, 49

\* Home games only  
 \* Road games only

**Dan Bogott**

#14 • G • 5-11 • 170 • Rock Falls, Ill. (Rock Falls HS)																		
Year	GP-GS	Min	Avg	FG-A	Pct	3FG-A	Pct	FT-A	Pct	Rebs	Avg	PF-FO	Ast	TO	Blk	Stl	Pts	Avg
1952-53	14--	--	--	9-36	.250	--	--	5-9	.556	7	0.5	--	--	--	--	--	23	1.6
1953-54	5--	--	--	27-77	.351	--	--	11-17	.647	19	3.8	11--	--	--	--	--	65	13.0
Totals	19--	--	--	36-113	.319	--	--	16-26	.615	26	1.4	11--	--	--	--	--	88	4.6

**Etdrick Bohannon**

#00 • F • 6-9 • 220 • San Bernardino, Calif. (Maine Central Inst./Arizona)																		
Year	GP-GS	Min	Avg	FG-A	Pct	3FG-A	Pct	FT-A	Pct	Rebs	Avg	PF-FO	Ast	TO	Blk	Stl	Pts	Avg
1994-95	14-4	204	14.6	18-54	.333	0-0	0.000	19-36	.528	59	4.2	29-0	9	27	12	2	55	3.9

**Rodney Bonds**

#25 • G • 6-3 • 195 • Union City, Tenn. (Union City HS)																		
Year	GP-GS	Min	Avg	FG-A	Pct	3FG-A	Pct	FT-A	Pct	Rebs	Avg	PF-FO	Ast	TO	Blk	Stl	Pts	Avg
1993-94	20-0	220	11.0	7-24	.292	2-6	.333	9-14	.643	22	1.1	35-0	19	12	1	9	25	1.3

**Josh Bone**

#24 • G • 6-3 • 195 • Nashville, Tenn. (Brentwood Academy/Southern Illinois University)																		
Year	GP-GS	Min	Avg	FG-A	Pct	3FG-A	Pct	FT-A	Pct	Rebs	Avg	PF-FO	Ast	TO	Blk	Stl	Pts	Avg
2009-10	15-0	146	9.7	9-30	.300	6-19	.316	2-3	.667	15	1.0	10-0	5	2	0	5	26	1.7
2010-11	23-3	410	17.8	27-70	.386	10-36	.278	10-12	.833	41	1.8	32-1	15	8	0	13	74	3.2
Totals	38-3	556	14.6	36-100	.360	16-55	.291	12-15	.800	56	1.5	42-1	20	10	0	18	100	2.6

**Bill Booth**

#4/#5 • G • 5-11 • 160 • Pikeville, Ky. (Pikeville HS)																		
Year	GP-GS	Min	Avg	FG-A	Pct	3FG-A	Pct	FT-A	Pct	Rebs	Avg	PF-FO	Ast	TO	Blk	Stl	Pts	Avg
1960-61	9--	--	--	4-12	.333	--	--	8-13	.615	6	0.7	2-0	--	--	--	--	16	1.8
1961-62	9--	--	--	4-6	.667	--	--	3-4	.750	8	0.9	2-0	--	--	--	--	11	1.2
1962-63	15--	--	--	1-4	.250	--	--	1-4	.250	2	0.1	1-0	--	--	--	--	3	0.2
Totals	33--	--	--	9-22	.409	--	--	12-21	.571	16	0.5	5-0	--	--	--	--	30	0.9

**Ben Bosse**

30 • F • 6-7 • 190 • Knoxville, Tenn. (Farragut HS)																		
Year	GP-GS	Min	Avg	FG-A	Pct	3FG-A	Pct	FT-A	Pct	Rebs	Avg	PF-FO	Ast	TO	Blk	Stl	Pts	Avg
2005-06	6-0	11	1.8	1-4	.250	0-1	0.000	0-0	0.000	1	0.2	0-0	0	0	0	1	2	0.3
2006-07	9-0	17	1.9	0-3	0.000	0-0	0.000	2	0.2	2	0.2	2-0	1	0	1	1	0	0.0
Totals	15-0	28	1.9	1-7	.143	0-1	0.000	0-0	0.000	3	0.2	2-0	1	0	1	2	2	0.1

**Dick Bowers**

#17 • F • 6-3 • 175 • Nashville, Tenn.																		
Year	GP-GS	Min	Avg	FG-A	Pct	3FG-A	Pct	FT-A	Pct	Rebs	Avg	PF-FO	Ast	TO	Blk	Stl	Pts	Avg
1950-51	22--	--	--	69-199	.347	--	--	24-44	.545	--	--	48--	--	--	--	--	162	7.4
1951-52	20--	--	--	95-287	.331	--	--	55-91	.604	--	--	59--	--	--	--	--	245	12.3
Totals	42--	--	--	164-486	.337	--	--	79-135	.585	--	--	107--	--	--	--	--	407	9.7

**Orb Bowling**

#54 • C • 6-10 • 215 • Sandy Hook, Ky. (Sandy Hook HS)																		
Year	GP-GS	Min	Avg	FG-A	Pct	3FG-A	Pct	FT-A	Pct	Rebs	Avg	PF-FO	Ast	TO	Blk	Stl	Pts	Avg
1960-61	18--	--	--	27-67	.403	--	--	22-38	.579	96	5.3	42-2	--	--	--	--	76	4.2
1961-62	23--	--	--	111-252	.440	--	--	114-182	.626	208	9.0	73-3	--	--	--	--	336	14.6
1962-63	13--	--	--	30-75	.400	--	--	46-66	.697	93	7.2	37-2	--	--	--	--	106	8.2
Totals	54--	--	--	168-394	.426	--	--	182-286	.636	397	7.4	152-7	--	--	--	--	518	9.6

**Dane Bradshaw**

#23 • G • 6-4 • 205 • Memphis, Tenn. (White Station HS)																		
Year	GP-GS	Min	Avg	FG-A	Pct	3FG-A	Pct	FT-A	Pct	Rebs	Avg	PF-FO	Ast	TO	Blk	Stl	Pts	Avg
2003-04	29-5	439	15.1	35-84	.417	6-27	.222	24-41	.585	62	2.1	61-1	48	4	15	10	30	3.4
2004-05	30-8	521	17.4	32-80	.400	6-23	.261	19-33	.576	68	2.3	60-1	57	37	5	24	89	3.0
2005-06	30-30	820	27.3	77-188	.410	20-74	.270	39-67	.582	162	5.4	82-0	116	42	11	56	213	7.1
2006-07	35-35	961	27.5	65-187	.348	20-69	.290	44-80	.550	141	4.0	82-0	165	60	14	67	194	5.5
Totals	124-78	2741	22.1	209-539	.388	52-193	.269	126-221	.570	433	3.5	285-2	386	180	34	162	596	4.8

**Chris Brand**

#3 • G • 6-2 • 185 • Bloomington, Ind. (South HS)																		
Year	GP-GS	Min	Avg	FG-A	Pct	3FG-A	Pct	FT-A	Pct	Rebs	Avg	PF-FO	Ast	TO	Blk	Stl	Pts	Avg
1991-92	21-0	129	6.1	19-51	.373	8-25	.320	9-19	.474	14	0.7	30-1	12	17	0	6	55	2.6
1992-93	29-5	318	11.0	32-96	.333	17-51	.333	26-40	.650	32	1.1	60-3	30	38	4	11	107	3.7
1993-94	7-1	127	18.1	13-41	.317	8-20	.400	6-8	.750	6	0.9	19-1	11	7	1	4	40	5.7
Totals	57-6	574	10.1	64-188	.340	33-96	.344	41-67	.612	52	0.9	109-5	53	72	5	21	202	3.5

**Phil Brintnall**

#24 • F • 6-4 • 185 • Bryson City, N.C. (Swain County HS)																		
Year	GP-GS	Min	Avg	FG-A	Pct	3FG-A	Pct	FT-A	Pct	Rebs	Avg	PF-FO	Ast	TO	Blk	Stl	Pts	Avg
1960-61	2--	--	--	0-3	.000	--	--	0-0	0.000	1	0.5	4-0	--	--	--	--	0	0.0
1961-62	5--	--	--	5-12	.417	--	--	3-9	.333	8	1.6	4-0	--	--	--	--	13	2.6
Totals	7--	--	--	5-15	.333	--	--	3-9	.333	9	1.3	8-0	--	--	--	--	13	1.9

**Tony Brock**

#11 • G • 6-2 • 180 • Lenoir City, Tenn. (Lenoir City HS)																		
Year	GP-GS	Min	Avg	FG-A	Pct	3FG-A	Pct	FT-A	Pct	Rebs	Avg	PF-FO	Ast	TO	Blk	Stl	Pts	Avg
1996-97	1-0	2	2.0	0-0	0.000	0-0	0.000	0-0	0.000	0	0.0	0-0	0	0	0	0	0	0.0

**Michael Brooks**

#21 • G • 6-2 • 170 • Memphis, Tenn. (Melrose HS)																		
Year	GP-GS	Min	Avg	FG-A	Pct	3FG-A	Pct	FT-A	Pct	Rebs	Avg	PF-FO	Ast	TO	Blk	Stl	Pts	Avg
1980-81	29-0	646	22.3	74-153	.484	--	--	33-46	.717	38	1.3	34-0	90	40	2	35	181	6.2
1981-82	29-25	926	31.9	134-286	.469	--	--	69-81	.852	41	1.4	41-1	96	71	2	33	337	11.6
1982-83	32-32	1131	35.3	198-389	.509	--	--	56-68	.824	51	1.6	51-1	79	83	1	24	452	14.1
1984-85	37-37	1292	34.9	242-472	.513	--	--	146-164	.890	67	1.8	82-0	132	90	2			

# ALL-TIME PLAYER STATS

**Jermaine Brown** #4 • G • 6-3 • 215 • Louisville, Ky. (Fairdale HS)

Year	GP-GS	Min	Avg	FG-A	Pct	3FG-A	Pct	FT-A	Pct	Rebs	Avg	PF-FO	Ast	TO	Bk	Stl	Pts	Avg
1991-92	17-0	104	6.1	19-44	.432	1-9	.111	3-7	.429	25	1.5	17-0	10	9	2	7	42	2.5
1992-93	27-2	276	10.2	47-106	.443	2-9	.222	13-28	.464	50	1.9	40-0	21	30	4	14	109	4.0
Totals	44-2	380	8.6	66-150	.440	3-18	.167	16-35	.457	75	1.7	57-0	31	39	6	21	151	3.4

**Jerome Brown** #10 • G • 6-2 • 170 • Knoxville, Tenn. (Half Hollow Hills East [N.Y.] HS)

Year	GP-GS	Min	Avg	FG-A	Pct	3FG-A	Pct	FT-A	Pct	Rebs	Avg	PF-FO	Ast	TO	Bk	Stl	Pts	Avg
1993-94	12-0	56	4.7	2-9	.222	2-6	.333	2-5	.400	5	0.4	12-1	9	8	0	1	8	0.7

**Bob Brykalski** #50 • C • 7-0 • 260 • Canton, Ohio (Lincoln HS)

Year	GP-GS	Min	Avg	FG-A	Pct	3FG-A	Pct	FT-A	Pct	Rebs	Avg	PF-FO	Ast	TO	Bk	Stl	Pts	Avg
1974-75	22--	--	--	18-33	.545	--	--	10-21	.476	64	2.9	40-1	0	--	--	--	46	2.1
1975-76	6--	--	--	1-3	.333	--	--	0-2	.000	8	1.3	6-0	0	--	--	--	2	0.3
Totals	28--	--	--	19-36	.528	--	--	10-23	.435	72	2.6	46-1	0	--	--	--	48	1.7

**Paul Burch** #24 • F • 6-5 • 180 • Knoxville, Tenn. (Bearden HS)

Year	GP-GS	Min	Avg	FG-A	Pct	3FG-A	Pct	FT-A	Pct	Rebs	Avg	PF-FO	Ast	TO	Bk	Stl	Pts	Avg
1993-94	5-0	8	1.6	0-1	.000	0-0	.000	0-0	.000	2	0.4	0-0	1	1	0	0	0	0.0
1994-95	1-0	1	1.0	0-0	.000	0-0	.000	0-0	.000	0	0.0	0-0	0	0	0	0	0	0.0
Totals	6-0	9	1.5	0-1	.000	0-0	.000	0-0	.000	2	0.3	0-0	1	1	0	0	0	0.0

**Art Burris** #20 • C • 6-5 • Nashville, Tenn.

Year	GP-GS	Min	Avg	FG-A	Pct	3FG-A	Pct	FT-A	Pct	Rebs	Avg	PF-FO	Ast	TO	Bk	Stl	Pts	Avg
1947-48	25--	--	--	67-272	.246	--	--	35-63	.556	--	--	65--	--	--	--	--	169	6.8
1948-49	26--	--	--	96-292	.329	--	--	51-71	.718	--	--	69--	--	--	--	--	243	9.3
Totals	51--	--	--	163-564	.289	--	--	86-134	.642	--	--	134--	--	--	--	--	412	8.1

**Willie Burton** #40 • F/C • 6-7 • 210 • Millen, Ga. (Jenkins County HS)

Year	GP-GS	Min	Avg	FG-A	Pct	3FG-A	Pct	FT-A	Pct	Rebs	Avg	PF-FO	Ast	TO	Bk	Stl	Pts	Avg
1980-81	14-0	70	5.0	11-21	.524	--	--	2-6	.333	26	1.9	11-0	0	7	6	24	1.7	
1981-82	30-30	782	26.1	71-139	.511	--	--	26-39	.667	161	5.4	76-4	40	66	38	27	168	5.6
1982-83	32-32	1096	34.2	43-62	.693	--	--	43-61	.705	259	8.1	84-8	87	79	25	38	291	9.1
1983-84	35-35	1203	34.4	197-377	.523	--	--	78-102	.765	257	7.3	66-0	77	86	21	47	472	13.5
Totals	111-97	3151	28.4	403-786	.513	--	--	149-208	.716	703	6.3	237-8	204	238	90	118	955	8.6

**J.D. Byington** #22 • F/C • 6-6 • 190 • Knoxville, Tenn. (Knoxville HS)

Year	GP-GS	Min	Avg	FG-A	Pct	3FG-A	Pct	FT-A	Pct	Rebs	Avg	PF-FO	Ast	TO	Bk	Stl	Pts	Avg
1951-52	8--	--	--	0-6	.000	--	--	0-2	.000	--	--	6--	--	--	--	--	0	0.0
1952-53	16--	--	--	19-65	.292	--	--	10-20	.500	46	2.9	--	--	--	--	--	48	3.0
1953-54	8--	--	--	14-43	.326	--	--	15-20	.750	37	4.6	9--	--	--	--	--	43	5.4
1954-55	11--	--	--	2-14	.143	--	--	8-19	.421	12	1.1	6--	--	--	--	--	12	1.1
Totals	43--	--	--	35-128	.273	--	--	33-61	.541	95	--	21--	--	--	--	--	103	2.4

**Bill Byrd** #15 • G • 6-0 • 155 • Miami, Fla.

Year	GP-GS	Min	Avg	FG-A	Pct	3FG-A	Pct	FT-A	Pct	Rebs	Avg	PF-FO	Ast	TO	Bk	Stl	Pts	Avg
1947-48	24--	--	--	21-90	.233	--	--	5-8	.625	--	--	16--	--	--	--	--	47	2.0
1948-49	12--	--	--	5-30	.167	--	--	5-8	.625	--	--	8--	--	--	--	--	15	1.3
Totals	36--	--	--	26-120	.217	--	--	10-16	.625	--	--	24--	--	--	--	--	62	1.7

**Stanley Caldwell** #5 • F • 6-6 • 230 • Union City, Tenn. (Union City HS)

Year	GP-GS	Min	Avg	FG-A	Pct	3FG-A	Pct	FT-A	Pct	Rebs	Avg	PF-FO	Ast	TO	Bk	Stl	Pts	Avg
1992-93	28-8	271	9.7	29-61	.475	2-4	.500	8-13	.615	74	2.6	5-0	17	23	2	15	68	2.4
1993-94	27-12	541	20.0	49-117	.419	3-16	.188	21-29	.724	144	5.3	37-0	71	50	0	34	122	4.5
1994-95	5-3	105	21.0	11-30	.367	4-9	.444	11-16	.688	32	6.4	13-1	6	12	2	3	37	7.4
Totals	60-23	917	15.3	89-208	.428	9-30	.300	40-58	.690	250	4.2	55-1	94	85	4	52	227	3.8

**Don Campbell** #24 • G • 6-2 • 190 • Memphis, Tenn. (Messick HS)

Year	GP-GS	Min	Avg	FG-A	Pct	3FG-A	Pct	FT-A	Pct	Rebs	Avg	PF-FO	Ast	TO	Bk	Stl	Pts	Avg
1967-68	4--	--	--	1-2	.500	--	--	1-2	.500	5	1.3	5-0	--	--	--	--	3	0.8
1968-69	7--	--	--	0-0	.000	--	--	0-1	.000	2	0.3	0-0	0	--	--	--	0	0.0
1969-70	5--	--	--	1-4	.250	--	--	2-3	.667	3	0.6	2-0	0	--	--	--	4	0.8
Totals	16--	--	--	2-6	.333	--	--	3-6	.500	10	0.6	7-0	0	--	--	--	7	0.4

**Galen Campbell** #2/#25 • G • 6-2 • 190 • Knoxville, Tenn. (Fulton HS)

Year	GP-GS	Min	Avg	FG-A	Pct	3FG-A	Pct	FT-A	Pct	Rebs	Avg	PF-FO	Ast	TO	Bk	Stl	Pts	Avg
2011-12	5-0	7	1.4	1-3	.333	0-0	.000	0-0	.000	1	0.2	0-0	0	0	0	0	2	0.4
2013-14	8-0	12	1.5	2-3	.667	0-0	.000	1-1	1.000	0	0.0	2-0	0	0	0	0	5	0.6
2014-15	2-0	2	1.0	0-0	.000	0-0	.000	0-0	.000	0	0.0	1-0	0	0	0	0	0	0.0
Totals	15-0	21	1.4	3-6	.500	0-0	.000	1-1	1.000	1	0.1	3-0	0	0	0	0	7	0.5

**Glenn Campbell** #40 • G • 6-1 • 185 • Fall Rock, Ky. (Clay County HS)

Year	GP-GS	Min	Avg	FG-A	Pct	3FG-A	Pct	FT-A	Pct	Rebs	Avg	PF-FO	Ast	TO	Bk	Stl	Pts	Avg
1958-59	13-0	--	--	10-32	.313	--	--	11-17	.647	7	0.5	11-0	--	--	--	--	31	2.4
1959-60	23--	--	--	118-314	.376	--	--	71-107	.664	79	3.4	75-5	--	--	--	--	307	13.3
1960-61	25--	--	--	121-298	.406	--	--	62-98	.633	87	3.5	76-1	--	--	--	--	304	12.2
Totals	61--	--	--	249-644	.387	--	--	144-222	.649	173	2.8	162-6	--	--	--	--	642	10.5

**Lucas Campbell** #24 • G • 6-3 • 180 • Knoxville, Tenn. (Christian Academy of Knoxville)

Year	GP-GS	Min	Avg	FG-A	Pct	3FG-A	Pct	FT-A	Pct	Rebs	Avg	PF-FO	Ast	TO	Bk	Stl	Pts	Avg
2015-16	4-0	8	2.0	1-3	.333	1-2	.500	0-0	.000	1	0.3	1-0	0	1	0	0	3	0.8

**Quinn Cannington** #11 • G • 6-4 • 165 • Knoxville, Tenn. (Fulton HS)

Year	GP-GS	Min	Avg	FG-A	Pct	3FG-A	Pct	FT-A	Pct	Rebs	Avg	PF-FO	Ast	TO	Bk	Stl	Pts	Avg
2006-07	5-0	5	1.0	1-11	.090	0-0	.000	0-0	.000	0	0.0	1-0	0	0	0	0	3	0.6
2007-08	6-0	9	1.5	2-21	.095	0-0	.000	0-0	.000	0	0.0	0-0	0	0	0	0	5	0.8
2008-09	6-0	12	2.0	2-5	.400	0-0	.000	0-0	.000	0	0.0	0-0	0	0	0	0	4	0.7
2009-10	8-0	12	1.5	0-2	.000	0-0	.000	2-21	.095	0	0.0	0-0	0	1	0	1	2	0.3
Totals	25-0	38	1.5	5-12	.417	2-3	.667	2-21	.095	0	0.0	1-0	4	1	0	1	14	0.6

## 20 (RETIRED)

- Burris, Art - 1948, 49
- Gentry, Paul - 1951
- Heinz, Doug - 1956
- Risser, Bob - 1957, 58, 59
- Wallace, Bill - 1962\*
- Davis, A.W. - 1963, 64, 65
- Hendrix, Tom - 1966, 67, 68
- Clean, Peter - 1975
- Stapleton, Mike - 1977, 78, 79, 80
- Richardson, Anthony - 1984, 85, 86, 88
- Houston, Allan - 1990, 91, 92, 93
- Williams, Shane - 1995, 96
- Hall, Kenny - 2010, 11, 12, 13

## 21

- Powell, Dale - 1948, 49
- Treadway, Joe - 1951, 52
- Widmesh, Carl - 1953, 54, 55, 56
- Richardson, Don - 1957
- Wallace, Bill - 1962\*
- Richardson, Lloyd - 1971, 72, 73
- Tracey, Vinnie - 1974, 75
- Meriweather, James - 1978, 79
- Brooks, Michael - 1981, 82, 83, 85
- Smith, Eric - 1988, 89, 90
- Moore, Don - 1991
- Hamer, Steve - 1993, 94, 95, 96
- Stribling, Derek - 2002, 03
- Smith, Jordan - 2006
- Jackson, Justin - 2007, 08, 09
- Goins, Melvin - 2010
- Davis, A.J. - 2014
- McGhee, Jabari - 2015, 16

## 22 (RETIRED)

- Neff, Herb - 1951, 52
- Byington, J.D. - 1952, 53, 54, 55
- Otte, Jim - 1956
- Carter, Bobby - 1959, 60, 61

24

Garrison, Bob - 1951  
Jarvis, Bill - 1952, 53, 54, 55  
Hatcher, Bobby - 1956  
Carmichael, Ron - 1959\*, 61\*  
Wallace, Bill - 1961\*  
Finley, Jim - 1962\*  
Falls, Dennis - 1963  
Coffman, Wes - 1966, 67, 68  
Campbell, Don - 1968 69, 70  
Darden, Johnny - 1976, 77, 78, 79  
Poole, Michael - 1980, 81  
Evans, Walter - 1982, 83  
Johnson, Chuck - 1984  
Thomas, Stacey - 1985  
Clark, Rickey - 1988, 89, 90  
Klaehn, Chris - 1991, 92, 93  
Barnes, Cortez - 1994  
Burch, Paul - 1995  
Grindstaff, Jenis - 2000, 01, 02  
Wild, Tanner - 2006, 07, 08, 09  
Bone, Josh - 2010, 11  
Lopez, Brandon - 2012, 13, 14  
Campbell, Lucas - 2016

25

Carmichael, Ron - 1959\*, 61\*  
Kellar, Dick - 1955, 57  
Finley, Jim - 1962\*  
Edwards, Mike - 1971, 72, 73  
Jackson, Mike - 1974, 75, 76, 77  
Crosby, Terry - 1978, 79  
McDonald, Seth - 1980, 82, 83, 84  
Henry, Travis - 1986, 87, 88, 89  
Rivers, Steve - 1990, 91, 92  
Bonds, Rodney - 1994  
Newman, Clint - 1994, 95, 96  
Tabb, Josh - 2007, 08, 09  
Fields, John - 2011  
Campbell, Galen - 2014, 15  
Phillips, Shembari - 2016

30

Fisher, Dick - 1959, 60, 61  
Robinette, Pat - 1963\*, 64\*, 65\*  
Cornwall, Jim - 1966\*  
Myers, Kerry - 1968, 69, 70  
Hawkins, Greg - 1971  
Cherry, Wilbert - 1972  
Crosby, Terry - 1976, 77  
Carter, Gary - 1979, 80, 81, 82  
Harper, Tyrone - 1983, 84, 85, 86  
Curry, Michael - 1990, 91, 92  
Ball, Eddie - 1995, 96  
Turner, Zach - 2000, 01, 02, 03  
Bosse, Ben - 2006, 07  
Prince, J.P. - 2008, 09, 10

31

Robinette, Pat - 1963\*, 64\*, 65\*  
Threeths, Chuck - 1977, 78, 79, 80  
Woods, Kevin - 1982, 83, 84, 85  
Nix, Dyron - 1986, 87, 88, 89  
Woods, Terrence - 2000, 01  
Fayton, C.J. - 2002  
Smithwick, Mike - 2002, 03, 04, 05  
Chievous, Quinton - 2013, 14

\* Home games only

^ Road games only

Ron Carmichael

#24 • F • 6-3 • 188 • Dayton, Ohio (Roosevelt HS)

Year	GP-GS	Min	Avg	FG-A	Pct	3FG-A	Pct	FT-A	Pct	Rebs	Avg	PF-FO	Ast	TO	Blk	Stl	Pts	Avg
1958-59	7--	--	--	4-6	.667	--	--	2-3	.667	1	0.1	2-0	--	--	--	--	10	1.4
1959-60	5--	--	--	8-20	.250	--	--	0-0	0.000	6	1.2	4-0	--	--	--	--	4	0.8
1960-61	5--	--	--	2-8	.400	--	--	0-3	0.000	19	3.8	10-0	--	--	--	--	16	3.2
Totals	17--	--	--	14-34	.412	--	--	2-6	.333	26	1.5	16-0	--	--	--	--	30	1.8

Willie Carmichael III

#24 • F • 6-8 • 210 • Apopka, Fla. (Wekiva HS)

Year	GP-GS	Min	Avg	FG-A	Pct	3FG-A	Pct	FT-A	Pct	Rebs	Avg	PF-FO	Ast	TO	Blk	Stl	Pts	Avg
2014-15	32-19	475	14.8	40-77	.519	0-0	0.000	15-24	.625	75	2.3	101-4	11	29	13	6	95	3.0

Shane Carnes

#11 • G • 6-0 • 175 • Kingsport, Tenn. (Dobyns-Bennett HS/Oak Hill Academy)

Year	GP-GS	Min	Avg	FG-A	Pct	3FG-A	Pct	FT-A	Pct	Rebs	Avg	PF-FO	Ast	TO	Blk	Stl	Pts	Avg
1994-95	27-27	896	33.2	86-221	.389	52-132	.394	31-50	.620	79	2.9	78-3	72	53	1	37	255	9.4
1995-96	3-1	52	17.3	7-15	.467	4-5	.800	0-0	0.000	5	1.7	4-0	6	3	0	2	18	6.0
Totals	30-28	948	31.6	93-236	.394	56-137	.409	31-50	.620	84	2.8	82-3	78	56	1	39	273	9.1

Joe Carroll

#22 • G • 5-10 • 165 • Duff, Tenn. (Campbell County HS)

Year	GP-GS	Min	Avg	FG-A	Pct	3FG-A	Pct	FT-A	Pct	Rebs	Avg	PF-FO	Ast	TO	Blk	Stl	Pts	Avg
1988-89	3-0	6	2.0	1-2	.500	1-1	1.000	1-2	.500	0	0.0	0-0	1	2	0	0	4	1.3

Bobby Carter

#22 • G • 6-0 • 155 • Bristol, Va. (Bristol HS)

Year	GP-GS	Min	Avg	FG-A	Pct	3FG-A	Pct	FT-A	Pct	Rebs	Avg	PF-FO	Ast	TO	Blk	Stl	Pts	Avg
1958-59	21--	--	--	29-64	.453	--	--	37-54	.685	27	1.3	14-0	--	--	--	--	95	4.5
1959-60	23--	--	--	94-241	.390	--	--	81-111	.730	103	4.5	45-0	--	--	--	--	269	11.7
1960-61	25--	--	--	142-310	.458	--	--	77-125	.616	112	4.5	33-1	--	--	--	--	361	14.4
Totals	69--	--	--	265-615	.431	--	--	195-290	.672	242	3.5	92-1	--	--	--	--	725	10.5

Gary Carter

#30 • G • 6-3 • 190 • Johnson City, Tenn. (Science Hill HS)

Year	GP-GS	Min	Avg	FG-A	Pct	3FG-A	Pct	FT-A	Pct	Rebs	Avg	PF-FO	Ast	TO	Blk	Stl	Pts	Avg
1978-79	33--	1137	34.5	145-283	.512	--	--	69-98	.704	161	4.9	82-3	94	96	4	47	359	10.9
1979-80	29-28	1015	35.0	109-263	.414	--	--	65-80	.813	133	4.6	59-1	87	76	4	32	283	9.8
1980-81	29-29	1082	37.3	174-313	.556	--	--	88-108	.815	112	3.9	79-2	68	59	3	43	436	15.0
1981-82	6-6	228	38.0	46-77	.597	--	--	29-33	.879	18	3.0	15-1	17	21	2	10	20.2	
Totals	97-63	3462	35.7	474-936	.506	--	--	251-319	.787	424	4.4	235-7	266	252	13	132	1199	12.4

Myron Carter

#23 • G • 6-3 • 177 • Madison, Tenn. (Goodpasture HS)

Year	GP-GS	Min	Avg	FG-A	Pct	3FG-A	Pct	FT-A	Pct	Rebs	Avg	PF-FO	Ast	TO	Blk	Stl	Pts	Avg
1981-82	4-0	6	1.5	0-1	0.000	--	--	1-3	.333	1	0.3	1-0	1	1	0	0	1	0.3
1982-83	10-0	47	4.7	2-6	.333	--	--	8-10	0.000	0	0.0	6-0	1	3	0	2	12	1.2
1985-84	27-0	173	6.4	14-29	.483	--	--	27-36	.750	11	0.4	25-1	10	8	0	6	55	2.0
1984-85	37-16	506	13.7	44-92	.478	--	--	26-33	.788	29	0.8	70-2	40	26	1	17	114	3.1
Totals	78-16	732	9.4	60-128	.469	--	--	62-80	.775	41	0.5	102-2	52	38	1	25	182	2.3

Bill Cate

#18 • G • 6-3 • 180 • Cleveland, Tenn. (Bradley HS)

Year	GP-GS	Min	Avg	FG-A	Pct	3FG-A	Pct	FT-A	Pct	Rebs	Avg	PF-FO	Ast	TO	Blk	Stl	Pts	Avg
1953-54	5--	--	--	1-6	.167	--	--	3-4	.750	5	1.0	2--	--	--	--	--	5	1.0
1954-55	14--	--	--	5-15	.333	--	--	6-10	0.600	16	1.1	8--	--	--	--	--	16	1.1
1955-56	22--	--	--	30-91	.330	--	--	38-61	.623	74	3.4	44--	--	--	--	--	98	4.5
Totals	41--	--	--	36-112	.321	--	--	47-75	.627	95	2.3	54--	--	--	--	--	119	2.9

Center

#16/44

Year	GP-GS	Min	Avg	FG-A	Pct	3FG-A	Pct	FT-A	Pct	Rebs	Avg	PF-FO	Ast	TO	Blk	Stl	Pts	Avg
1947-48	15--	--	--	5-36	.139	--	--	2-3	.667	--	--	5--	--	--	--	--	12	0.8

Steve Chancey

#50 • F • 6-1 • 180 • Knoxville, Tenn. (South HS)

Year	GP-GS	Min	Avg	FG-A	Pct	3FG-A	Pct	FT-A	Pct	Rebs	Avg	PF-FO	Ast	TO	Blk	Stl	Pts	Avg
1971-72	1--	--	--	0-2	0.000	--	--	0-0	0.000	2	2.0	0-0	0	--	--	--	0	0.0

Irv Chatman

#55 • C • 6-9 • 225 • New York, N.Y. (August Martin HS)

Year	GP-GS	Min	Avg	FG-A	Pct	3FG-A	Pct	FT-A	Pct	Rebs	Avg	PF-FO	Ast	TO	Blk	Stl	Pts	Avg
1975-76	13-1	--	--	8-18	.444	--	--	2-9	.222	34	2.6	25-0	1	--	--	--	18	1.4

Wilbert Cherry

#30 • G • 5-11 • 160 • Knoxville, Tenn. (Karns HS)

Year	GP-GS	Min	Avg	FG-A	Pct	3FG-A	Pct	FT-A	Pct	Rebs	Avg	PF-FO	Ast	TO	Blk	Stl	Pts	Avg
1971-72	4-1	--	--	3-6	.500	--	--	2-2	1.000	1	0.3	1-0	0	--	--	--	8	2.0

Quinton Chievous

#31 • G • 6-6 • 214 • Chicago, Ill. (Notre Dame Prep [Ill.])

Year	GP-GS	Min	Avg	FG-A	Pct	3FG-A	Pct	FT-A	Pct	Rebs	Avg	PF-FO	Ast	TO	Blk	Stl	Pts	Avg
2012-13	22-0	224	10.2	23-49	.469	6-21	.286	4-7	.571	52	2.4	31-1	6	15	1	3	56	2.5
2013-14	9-0	32	3.6	1-4	.250	0-1	0.000	2-3	.667	7	0.8	9-0	1	2	0	0	4	0.4
Totals	31-0	256	8.3	24-53	.453	6-22	.273	6-10	.600	59	1.9	40-1	7	17	1	3	60	1.9

Ryan Childress

#34 • F • 6-9 • 235 • Cincinnati, Ohio (Moeller HS)

Year	GP-GS	Min	Avg	FG-A	Pct	3FG-A	Pct	FT-A	Pct	Rebs	Avg	PF-FO	Ast	TO	Blk	Stl	Pts	Avg
2005-06	29-0	172	5.9	9-26	.346	2-9	.222	16-23	.696	36	1.2	33-10	15	12	2	4	36	1.2
2006-07	35-1	551	15.7	69-151	.457	24-64	.375	35-62	.565	140	4.0	50-0	28	34	14	22	197	5.6
2007-08	25-0	244	9.8	22-61	.361	3-17	.176	11-18	.611	60	2.4	34-0	17	15	6	8	58	2.3
2008-09	4-0	8	2.0	1-4	.250	0-3	0.000	3-4	.750	6	1.5	0-0	1	2	0	0	5	1.3
Totals	93-1	975	10.5	101-242	.417	29-93	.312	65-107	.607	242	2.6	117-1	61	63	22	34	296	3.2

Ian Chiles

#5 • G • 6-1 • 200 • Louisville, Ky. (Ballard HS/IUPII)

Year	GP-GS	Min	Avg	FG-A	Pct	3FG-A	Pct	FT-A	Pct	Rebs	Avg	PF-FO	Ast	TO	Blk	Stl	Pts	Avg
2014-15	3-0	14																

# ALL-TIME PLAYER STATS

## Austin Clark

#34 • G • 6-5 • 165 • Kingston, Tenn. (Kingston HS)																		
Year	GP-GS	Min	Avg	FG-A	Pct	3FG-A	Pct	FT-A	Pct	Rebs	Avg	PF-FO	Ast	TO	Bk	Stl	Pts	Avg
1973-74	24--	--	--	45-97	.464	--	--	12-15	.800	29	1.2	34-0	14	--	--	--	102	4.3
1974-75	24--	--	--	80-163	.491	--	--	25-32	.781	59	2.5	58-3	55	--	--	--	185	7.7
1975-76	25--	--	--	26-63	.413	--	--	12-17	.706	45	1.8	40-1	42	--	--	--	64	2.6
Totals	73--	--	--	151-323	.467	--	--	49-64	.766	133	1.8	132-4	111	--	--	--	351	4.8

## Rickey Clark

#24 • G • 6-5 • 210 • Lithonia, Ga. (Lithonia HS)																		
Year	GP-GS	Min	Avg	FG-A	Pct	3FG-A	Pct	FT-A	Pct	Rebs	Avg	PF-FO	Ast	TO	Bk	Stl	Pts	Avg
1987-88	9-3	126	14.0	7-23	.304	0-0	.000	4-9	.444	17	1.9	15-0	17	8	0	4	18	2.0
1988-89	20-5	222	11.1	18-55	.327	1-4	.250	16-35	.457	21	1.1	30-1	17	27	1	5	53	2.7
1989-90	8-0	55	6.9	2-11	.182	0-0	.000	5-11	.455	12	1.5	6-0	4	9	0	3	9	1.1
Totals	37-6	403	10.9	27-89	.303	1-4	.250	25-55	.455	50	1.4	51-1	38	44	1	12	80	2.2

## Drew Clemmons

#2 • G • 6-2 • 185 • Knoxville, Tenn. (Bearden HS/King College)																		
Year	GP-GS	Min	Avg	FG-A	Pct	3FG-A	Pct	FT-A	Pct	Rebs	Avg	PF-FO	Ast	TO	Bk	Stl	Pts	Avg
2001-02	5-0	9	1.8	0-0	.000	0-0	.000	0-0	.000	3	0.6	1-0	3	2	0	0	0	0.0
2002-03	5-1	8	1.6	0-2	.000	0-1	.000	0-0	.000	0	0.0	0-0	0	0	0	0	0	0.0
Totals	10-1	17	1.7	0-2	.000	0-1	.000	0-0	.000	3	0.3	1-0	3	2	0	0	0	0.0

## David Cockrill

#41 • F • 6-5 • 185 • Memphis, Tenn. (Overton HS)																		
Year	GP-GS	Min	Avg	FG-A	Pct	3FG-A	Pct	FT-A	Pct	Rebs	Avg	PF-FO	Ast	TO	Bk	Stl	Pts	Avg
1976-77	6-1	--	--	0-2	.000	--	--	0-1	.000	3	0.5	3-0	0	--	--	--	0	0.0

## Wes Coffman

#24 • G • 6-1 • 177 • Earlington, Ky. (Earlington HS)																		
Year	GP-GS	Min	Avg	FG-A	Pct	3FG-A	Pct	FT-A	Pct	Rebs	Avg	PF-FO	Ast	TO	Bk	Stl	Pts	Avg
1965-66	18--	--	--	21-52	.404	--	--	10-19	.526	24	1.3	18-0	--	--	--	--	52	2.9
1966-67	21--	--	--	14-31	.452	--	--	22-34	.647	14	0.7	23-0	--	--	--	--	50	2.4
1967-68	11--	--	--	5-9	.556	--	--	8-13	.615	9	0.8	14-0	--	--	--	--	18	1.6
Totals	50--	--	--	40-92	.435	--	--	40-66	.606	47	0.9	55-0	--	--	--	--	120	2.4

## Nick Colmenares

#24 • G • 6-2 • 185 • Tampa, Fla. (Plant HS)																		
Year	GP-GS	Min	Avg	FG-A	Pct	3FG-A	Pct	FT-A	Pct	Rebs	Avg	PF-FO	Ast	TO	Bk	Stl	Pts	Avg
1959-60	4--	--	--	2-3	.667	--	--	1-3	.333	4	1.0	0-0	--	--	--	--	5	1.3

## Jim Coogler

#32 • F • 6-8 • 180 • Chattanooga, Tenn. (Notre Dame HS/Middle Tenn. State)																		
Year	GP-GS	Min	Avg	FG-A	Pct	3FG-A	Pct	FT-A	Pct	Rebs	Avg	PF-FO	Ast	TO	Bk	Stl	Pts	Avg
1980-81	1-0	1	1.0	0-0	.000	--	--	0-0	.000	0	0.0	0-0	0	0	0	0	0	0.0

## Ray Cooper

#12 • G • 6-1 • 160 • Knoxville, Tenn. (Powell HS)																		
Year	GP-GS	Min	Avg	FG-A	Pct	3FG-A	Pct	FT-A	Pct	Rebs	Avg	PF-FO	Ast	TO	Bk	Stl	Pts	Avg
1956-57	2-1	--	--	0-0	.000	--	--	0-0	.000	0	0.0	0-0	--	--	--	--	0	0.0
1957-58	21--	--	--	23-61	.377	--	--	13-18	.722	32	1.5	24--	--	--	--	--	59	2.8
1958-59	12-1	--	--	7-25	.280	--	--	3-4	.750	8	0.7	14-1	--	--	--	--	17	1.4
Totals	35-1	--	--	30-86	.349	--	--	16-22	.727	40	1.1	38-1	--	--	--	--	76	2.2

## Jim Cornwall

#30 • G • 5-8 • 149 • Pennell, Pa. (Neshaminy HS)																		
Year	GP-GS	Min	Avg	FG-A	Pct	3FG-A	Pct	FT-A	Pct	Rebs	Avg	PF-FO	Ast	TO	Bk	Stl	Pts	Avg
1964-65	22--	--	--	16-40	.400	--	--	17-29	.586	17	0.8	17-0	--	--	--	--	49	2.2
1965-66	24--	--	--	81-193	.420	--	--	52-67	.776	60	2.5	46-0	--	--	--	--	214	8.9
Totals	46--	--	--	97-233	.416	--	--	69-96	.719	77	1.7	63-0	--	--	--	--	263	5.7

## Kenny Coulter

#10 • G • 6-1 • 165 • Maryville, Tenn. (Everett HS)																		
Year	GP-GS	Min	Avg	FG-A	Pct	3FG-A	Pct	FT-A	Pct	Rebs	Avg	PF-FO	Ast	TO	Bk	Stl	Pts	Avg
1956-57	14--	--	--	15-41	.366	--	--	7-12	.583	15	1.1	5--	--	--	--	--	37	2.6
1957-58	23--	--	--	85-206	.413	--	--	56-75	.747	42	1.8	65--	--	--	--	--	226	9.8
1958-59	22--	--	--	115-336	.342	--	--	79-109	.725	62	2.8	79-4	--	--	--	--	309	14.0
Totals	59--	--	--	215-583	.369	--	--	142-196	.724	119	2.0	149-4	--	--	--	--	572	9.7

## Jonah Cox

#44 • F • 6-3 • 185 • Richmond, Va. (Huguenot HS)																		
Year	GP-GS	Min	Avg	FG-A	Pct	3FG-A	Pct	FT-A	Pct	Rebs	Avg	PF-FO	Ast	TO	Bk	Stl	Pts	Avg
2005-06	1-0	2	2.0	0-0	.000	0-0	.000	2-21	.000	1	1.0	0-0	0	0	0	1	2	2.0

## Tommy Cox

#42 • C • 6-7 • 200 • Johnson City, Tenn. (Science Hill HS)																		
Year	GP-GS	Min	Avg	FG-A	Pct	3FG-A	Pct	FT-A	Pct	Rebs	Avg	PF-FO	Ast	TO	Bk	Stl	Pts	Avg
1970-71	9--	--	--	2-6	.333	--	--	2-3	.667	6	0.7	3-0	0	--	--	--	6	0.7

## Noel Cramer

#19 • G • 6-1 • 165 • Knoxville, Tenn. (East HS)																		
Year	GP-GS	Min	Avg	FG-A	Pct	3FG-A	Pct	FT-A	Pct	Rebs	Avg	PF-FO	Ast	TO	Bk	Stl	Pts	Avg
1961-62	2-1	--	--	0-2	.000	--	--	0-0	.000	1	0.5	1-0	--	--	--	--	0	0.0

## Peter Crean

#20 • G • 6-2 • 175 • Rockville Centre, N.Y. (St. Agnes Cathedral HS)																		
Year	GP-GS	Min	Avg	FG-A	Pct	3FG-A	Pct	FT-A	Pct	Rebs	Avg	PF-FO	Ast	TO	Bk	Stl	Pts	Avg
1974-75	7-1	--	--	0-1	.000	--	--	2-3	.667	5	0.7	4-0	1	--	--	--	2	0.3

## Duke Crews

#32 • F • 6-7 • 233 • Hampton, Va. (Bethel HS)																		
Year	GP-GS	Min	Avg	FG-A	Pct	3FG-A	Pct	FT-A	Pct	Rebs	Avg	PF-FO	Ast	TO	Bk	Stl	Pts	Avg
2006-07	35-18	693	19.8	115-222	.518	0-0	.000	64-111	.577	177	5.1	94-2	21	56	32	22	294	8.4
2007-08	26-2	384	14.8	52-103	.505	0-0	.000	37-55	.673	103	4.0	64-1	16	24	10	11	141	5.4
Totals	61-20	1077	17.7	167-325	.514	0-0	.000	101-166	.608	280	4.6	158-3	37	80	42	33	435	7.1

## Bobby Croft

#40 • C • 6-10 • 220 • Hamilton, Ontario (Hill Park HS)																		
Year	GP-GS	Min	Avg	FG-A	Pct	3FG-A	Pct	FT-A	Pct	Rebs	Avg	PF-FO	Ast	TO	Bk	Stl	Pts	Avg
1967-68	26--	--	--	89-171	.520	--	--	38-57	.667	137	5.3	75-3	--	--	--	--	216	8.3
1968-69	28--	--	--	166-297	.559	--	--	94-142	.662	250	8.9	90-2	5	--	--	--	426	15.2
1969-70	25--	--	--	166-332	.500	--	--	97-147	.660	241	9.6	86-3	9	--	--	--	429	17.2
Totals	79--	--	--	421-800	.526	--	--	229-346	.662	628	7.9	251-8	14	--	--	--	1071	13.6

# 32

Anderson, Glen - 1958\*  
 Houston, John - 1960  
 Wilson, Tommy - 1961\*, 62\*  
 Sandford, Rob - 1963  
 Robbins, Austin "Red" - 1965, 66  
 Croft, Bobby - 1968\*  
 Kinard, Rudy - 1969, 70  
 Johnson, Reggie - 1977, 78, 79, 80  
 Coogler, Jim - 1981  
 Naler, Kirk - 1982, 83, 84, 85  
 Milson, Daryl - 1991, 92, 93  
 Jackson, Cornelius - 1997  
 Baker, Del - 1998, 99, 2000, 02  
 Watson, C.J. - 2003, 04, 05, 06  
 Crews, Duke - 2007, 08  
 Hopson, Scotty - 2009, 10, 11  
 Edwards, D'Montre - 2013, 14  
 Woodson, Brad - 2016

# 33

Thomas, Jack - 1948  
 Anderson, Glen - 1958\*  
 Wilson, Tommy - 1962\*, 63\*  
 French, Phil - 1963\*  
 Young, Bill - 1967  
 Croft, Bobby - 1968\*  
 Moody, Dan - 1973  
 Federmann, Dan - 1981, 82, 83, 84  
 Tiller, Wayne - 1985  
 Griffin, Mark - 1986, 87, 88, 89  
 Groves, Carlus - 1990, 91, 92  
 Moore, Scott - 1996, 97, 98  
 Hendrix, Jemere - 2004, 05  
 Williams, Brain - 2008, 09, 10, 11

# 34

Montgomery, Ed - 1948  
 Reeves, Don - 1957, 58, 59  
 Colmenares, Nick - 1960\*  
 Van Antwerp, Steve - 1961  
 French, Phil - 1963\*  
 Plotnicki, Ben "Skip" - 1964\*, 65\*  
 Boerwinkle, Tom - 1966, 67, 68  
 Hirschorn, Steve - 1969, 70, 72  
 Clark, Austin - 1974, 75, 76  
 Love, Anthony - 1980, 81  
 Mynatt, David - 1982  
 Jones, Rob - 1983, 84, 85, 86  
 Reese, Ronnie - 1988, 89, 90, 91  
 Davis, Vegas - 1997, 98, 99, 2000  
 Ikeakor, Andy - 2001, 02, 03  
 Childress, Ryan



40

Jones, Hugh - 1948  
 Campbell, Glenn - 1959, 60, 61  
 Parker, Jerry - 1962\*  
 Disney, Mike - 1963  
 Petty, Malcolm "Mac" - 1966\*, 67\*, 68\*  
 Croft, Bobby - 1969\*, 70\*  
 Gill, Steve - 1976, 77  
 Wood, Howard - 1978  
 Burton, Willie - 1981, 82, 83, 84  
 Thompson, Shaun - 1989, 90  
 Allen, Corey - 1992, 93  
 Harris, Torrey - 1996, 97, 98, 99  
 Daniels-Mulholland, Rick - 2007, 08

41

Parker, Jerry - 1962\*  
 Petty, Malcolm "Mac" - 1966\*, 67\*, 68\*  
 Croft, Bobby - 1969\*, 70\*  
 Voelker, Eddie - 1971, 72, 73  
 Smithson, Mike - 1975, 76  
 Cockrill, David - 1977  
 Ellis, Dale - 1980  
 Mills, William - 1983

42

Showalter, Dalen - 1958, 59, 60  
 Kempf, Ray - 1962\*  
 Parker, Jerry - 1963\*  
 McIntosh, Larry - 1964, 65, 66  
 Justus, Bill - 1967, 68, 69  
 Cox, Tommy - 1971  
 Robertson, Maurice - 1996, 97  
 Higgins, Jon - 2000, 01, 02, 03  
 Wright, Lou - 2004  
 DeVoe, Elliott - 2005

43

Kempf, Ray - 1962\*  
 Parker, Jerry - 1963\*  
 Robinson, Larry - 1972, 73  
 Ashworth, Doug - 1974, 75, 76  
 Nash, Kevin - 1978, 79, 80  
 Sylve, Joe - 1981  
 Walden, Pat - 1982  
 Johnson, Alonzo - 1992, 93  
 Black, C.J. - 1997, 98, 99, 2000  
 Albrecht, Jason - 2003, 04

44

Center - 1948  
 Perigo, Bob - 1959\*  
 Gilley, Bill - 1959, 60, 61  
 Plotnicki, Ben "Skip" - 1963\*  
 Monroe, Gil - 1964, 65  
 Woodall, Jim - 1969, 70, 71  
 Moss, David - 1974  
 Joyce, Tim - 1975  
 Lowrie, Bob - 1978  
 Wood, Howard - 1979, 80, 81  
 Brown, Elvin 1986, 87, 88  
 Whitted, Kevin - 1993, 94, 95  
 Victor, Isiah - 1998, 99, 200, 01  
 Cox, Jonah - 2006

45

Perigo, Bob - 1959\*  
 Plotnicki, Ben "Skip" - 1963\*  
 Snow, John - 1972, 73, 74

Jimmy Crone

#4 • G • 5-10 • 145 • Connersville, Ind. (Connersville HS)

Year	GP-GS	Min	Avg	FG-A	Pct	3FG-A	Pct	FT-A	Pct	Rebs	Avg	PF-FO	Ast	TO	Blk	Stl	Pts	Avg
1963-64	19--	--	--		2-5.400			9-11	.818	0	0.0	0	0	--	--	--	13	0.7

Terry Crosby

#30/#25 • G/F • 6-4 • 195 • Toledo, Ohio (De Vilbiss HS)

Year	GP-GS	Min	Avg	FG-A	Pct	3FG-A	Pct	FT-A	Pct	Rebs	Avg	PF-FO	Ast	TO	Blk	Stl	Pts	Avg
1975-76	23--	--	--		33-96			3-12	.250	38	1.7	43-0	14	--	--	--	69	3.0
1976-77	26--	--	--		44-93			14-20	.700	30	1.2	20-0	25	--	--	--	102	3.9
1977-78	25--	--	--		198-407			79-106	.745	135	5.4	76-4	60	87	2	35	475	19.0
1978-79	32--	1162	36.3		198-359			54-73	.740	130	4.1	82-2	101	58	13	53	450	14.1
Totals	106--	1162	--		473-955			150-211	.711	333	3.1	221-6	200	145	15	88	1096	10.3

Brandon Crump

#4 • F • 6-10 • 250 • Houston, Texas (Klein HS)

Year	GP-GS	Min	Avg	FG-A	Pct	3FG-A	Pct	FT-A	Pct	Rebs	Avg	PF-FO	Ast	TO	Blk	Stl	Pts	Avg		
2001-02	30-19	648	21.6		85-143			43-78	.551	126	4.2	80-4	28	34	17	13	214	7.1		
2002-03	29-27	781	26.9		127-225			0-0	0.000			7-1	5.9	7.3	66	30	23	318	11.0	
2003-04	29-29	909	31.3		158-279			8-25	.320	105-155	.677	198	6.8	73-0	35	60	37	429	14.8	
2004-05	27-25	712	26.4		124-224			10-19	.526	48-75	.640	157	5.8	75-2	22	55	23	18	306	11.3
Totals	115-100	3050	26.5		494-871			19-46	.413	260-393	.662	652	5.7	304-7	118	215	107	76	1267	11.0

Kyle "Buddy" Cruze

#23 • F • 6-3 • 195 • Knoxville, Tenn. (East HS)

Year	GP-GS	Min	Avg	FG-A	Pct	3FG-A	Pct	FT-A	Pct	Rebs	Avg	PF-FO	Ast	TO	Blk	Stl	Pts	Avg
1953-54	18--	--	--		37-154			42-83	.506	85	4.7	57--	--	--	--	--	116	6.4

Michael Curry

#30 • C • 6-9 • 240 • Decatur, Ga. (Columbia HS)

Year	GP-GS	Min	Avg	FG-A	Pct	3FG-A	Pct	FT-A	Pct	Rebs	Avg	PF-FO	Ast	TO	Blk	Stl	Pts	Avg		
1989-90	27-1	297	11.0		24-55			9-19	.474	81	3.0	68-1	6	16	13	3	57	2.1		
1990-91	28-5	361	12.9		20-58			0-0	0.000	17-29	.586	79	2.8	39-1	3	14	24	8	57	2.0
1991-92	32-27	541	16.9		34-75			0-0	0.000	16-29	.552	108	3.4	87-2	20	27	25	20	84	2.6
Totals	87-33	1199	13.8		78-188			0-0	0.000	42-77	.545	268	3.1	194-4	29	57	62	31	198	2.3

Rick Daniels-Mulholland

#40 • F • 6-5 • 250 • Oak Ridge, Tenn. (Oak Ridge HS)

Year	GP-GS	Min	Avg	FG-A	Pct	3FG-A	Pct	FT-A	Pct	Rebs	Avg	PF-FO	Ast	TO	Blk	Stl	Pts	Avg
2006-07	3-0	3	1.0		0-0			0-0	0.000	0	0.0	0-0	0	0	0	0	0	0
2007-08	7-0	10	1.4		1-2			1-2	.500	5	0.7	0-0	0	0	0	0	0	3
Totals	10-0	13	1.3		1-2			0-0	0.000	1-2	.500	5	0.5	0	0	0	0	3

Johnny Darden

#24 • G • 5-10 • 150 • Springfield, Tenn. (Springfield HS)

Year	GP-GS	Min	Avg	FG-A	Pct	3FG-A	Pct	FT-A	Pct	Rebs	Avg	PF-FO	Ast	TO	Blk	Stl	Pts	Avg
1975-76	27--	--	--		49-101			40-56	.714	61	2.3	55-0	164	--	--	--	138	5.1
1976-77	27--	--	--		62-135			28-39	.718	59	2.2	42-0	221	--	--	--	152	5.6
1977-78	23--	--	--		102-215			38-55	.655	50	2.2	71-2	192	100	5	29	242	10.5
1978-79	32--	650	20.3		53-116			47-62	.758	39	1.2	52-0	138	75	4	38	153	4.8
Totals	109--	650	--		266-567			153-215	.712	209	1.9	220-5	715	175	9	67	685	6.3

A.J. Davis

#21 • G/F • 6-9 • 212 • Buford, Ga. (Buford HS)

Year	GP-GS	Min	Avg	FG-A	Pct	3FG-A	Pct	FT-A	Pct	Rebs	Avg	PF-FO	Ast	TO	Blk	Stl	Pts	Avg
2013-14	25-1	234	9.4		14-35			2-9	.222	39	1.6	34-1	6	9	5	5	33	1.3

A.W. Davis

#20 • F • 6-7 • 185 • Rutledge, Tenn. (Rutledge HS)

Year	GP-GS	Min	Avg	FG-A	Pct	3FG-A	Pct	FT-A	Pct	Rebs	Avg	PF-FO	Ast	TO	Blk	Stl	Pts	Avg
1962-63	24--	--	--		136-288			85-114	.746	196	8.2	51-4	--	--	--	--	357	14.9
1963-64	23--	--	--		141-296			116-144	.806	181	7.9	68-1	--	--	--	--	398	17.3
1964-65	24--	--	--		170-391			130-153	.850	197	8.2	65-3	--	--	--	--	470	19.6
Totals	71--	--	--		447-975			331-411	.805	574	8.1	174-8	--	--	--	--	1225	17.3

Chris Davis

#10 • G • 5-11 • 164 • Richmond Hill, Ga. (Richmond Hill HS)

Year	GP-GS	Min	Avg	FG-A	Pct	3FG-A	Pct	FT-A	Pct	Rebs	Avg	PF-FO	Ast	TO	Blk	Stl	Pts	Avg
1986-87	16-0	56	3.5		3-17			3-11	.273	--	--	3	0.2	8-0	3	4	3	9
1987-88	9-0	23	2.6		1-5			0-3	0.000	5	0.6	4-0	4	7	0	3	3	0.3
Totals	25-0	79	3.2		4-22			3-14	.214	1-2	.500	8	0.3	12-0	7	11	0	6

Dick Davis

#14 • F • 6-1 • 160 • Bluefield, W.Va.

Year	GP-GS	Min	Avg	FG-A	Pct	3FG-A	Pct	FT-A	Pct	Rebs	Avg	PF-FO	Ast	TO	Blk	Stl	Pts	Avg
1950-51	2-1	--	--		1-2			0-0	.000	--	--	2--	--	--	--	--	2	1.0

Vegas Davis

#34 • G • 6-3 • 215 • Parker, Ariz. (Parker HS)

Year	GP-GS	Min	Avg	FG-A	Pct	3FG-A	Pct	FT-A	Pct	Rebs	Avg	PF-FO	Ast	TO	Blk	Stl	Pts	Avg
1996-97	20-3	203	10.2		18-50			3-13	.231	16-29	.552	31	1.6	29-0	12	23	2	6
1997-98	18-9	355	19.7		40-94			20-46	.435	12-22	.545	55	3.1	38-0	27	26	9	22
1998-99	26-0	166	6.4		12-42			7-23	.304	15-18	.833	29	1.1	15-0	2	5	6	46
1999-00	23-0	138	6.0		10-36			3-16	.188	4-10	.400	29	1.3	5-0	1	6	3	27
Totals	87-12	862	9.9		80-222			33-98	.337	47-79	.595	144	1.7	87-0	52	60	20	39

Eddie DeBro

#11 • G • 5-11 • 190 • Smyrna, Tenn. (Smyrna HS)

Year	GP-GS	Min	Avg	FG-A	Pct	3FG-A	Pct	FT-A	Pct	Rebs	Avg	PF-FO	Ast	TO	Blk	Stl	Pts	Avg
------	-------	-----	-----	------	-----	-------	-----	------	-----	------	-----	-------	-----	----	-----	-----	-----	-----



# ALL-TIME PLAYER STATS

## Mike Disney

**#40 • C • 6-7 • 200 • Greenback, Tenn. (Greenback HS)**

Year	GP-GS	Min	Avg	FG-A	Pct	3FG-A	Pct	FT-A	Pct	Rebs	Avg	PF-FO	Ast	TO	Bk	Stl	Pts	Avg
1962-63	12-1	--	--	2-5	.400	--	--	0-1	.000	4	0.3	4-0	--	--	--	--	4	0.3

## Alico Dunk

**#12 • G • 6-0 • 170 • Ayden, N.C. (Ayden-Grifton HS)**

Year	GP-GS	Min	Avg	FG-A	Pct	3FG-A	Pct	FT-A	Pct	Rebs	Avg	PF-FO	Ast	TO	Bk	Stl	Pts	Avg
1994-95	27-10	587	21.7	23-70	.329	2-11	.182	24-43	.558	51	1.9	61-3	64	46	2	25	72	2.7

## J.H. Dyer

**#4/#5**

Year	GP-GS	Min	Avg	FG-A	Pct	3FG-A	Pct	FT-A	Pct	Rebs	Avg	PF-FO	Ast	TO	Bk	Stl	Pts	Avg
1961-62	3--	--	--	0-4	.000	--	--	0-1	.000	1	0.3	1-0	--	--	--	--	0	0.0

## D'Montre Edwards

**#32 • G • 6-6 • 205 • Charleston, S.C. (Brevard [Fla.] CC)**

Year	GP-GS	Min	Avg	FG-A	Pct	3FG-A	Pct	FT-A	Pct	Rebs	Avg	PF-FO	Ast	TO	Bk	Stl	Pts	Avg
2012-13	16-0	123	7.7	13-40	.325	5-14	.357	6-11	.545	30	1.9	18-0	1	5	0	2	37	2.3
2013-14	12-0	72	6.0	7-20	.350	4-11	.364	8-8	1.000	17	1.4	8-0	4	4	1	4	26	2.2
Totals	28-0	195	7.0	20-60	.333	9-25	.360	14-19	.737	47	1.7	26-0	5	9	1	6	63	2.3

## Mike Edwards

**#25 • G • 6-2 • 180 • Greenfield, Ind. (Greenfield HS)**

Year	GP-GS	Min	Avg	FG-A	Pct	3FG-A	Pct	FT-A	Pct	Rebs	Avg	PF-FO	Ast	TO	Bk	Stl	Pts	Avg
1970-71	28--	--	--	205-460	.446	--	--	67-87	.770	115	4.1	67-1	23	--	--	--	477	17.0
1971-72	25--	--	--	191-458	.417	--	--	103-119	.866	96	3.8	71-1	21	--	--	--	485	19.4
1972-73	24--	--	--	176-347	.507	--	--	29-38	.763	65	2.7	56-2	28	--	--	--	381	15.9
Totals	77--	--	--	572-1265	.452	--	--	199-244	.816	276	3.6	194-4	72	--	--	--	1343	17.4

## Joe Eldridge

**#19 • F • 6-3 • 185 • Knoxville, Tenn.**

Year	GP-GS	Min	Avg	FG-A	Pct	3FG-A	Pct	FT-A	Pct	Rebs	Avg	PF-FO	Ast	TO	Bk	Stl	Pts	Avg
1947-48	12--	--	--	8-23	.348	--	--	3-9	.333	--	--	10--	--	--	--	--	19	1.6
1948-49	20--	--	--	35-106	.330	--	--	30-53	.566	--	--	38--	--	--	--	--	100	5.0
Totals	32--	--	--	43-129	.333	--	--	33-62	.532	--	--	48--	--	--	--	--	119	3.7

## Sid Elliott

**#52 • C • 6-7 • 200 • Mullens, W.Va. (Mullens HS)**

Year	GP-GS	Min	Avg	FG-A	Pct	3FG-A	Pct	FT-A	Pct	Rebs	Avg	PF-FO	Ast	TO	Bk	Stl	Pts	Avg
1961-62	22--	--	--	84-242	.347	--	--	37-62	.597	228	10.4	76-6	--	--	--	--	205	9.3
1962-63	24--	--	--	85-196	.434	--	--	73-98	.745	187	7.8	80-7	--	--	--	--	243	10.1
1963-64	24--	--	--	59-161	.366	--	--	38-52	.731	187	7.8	78-3	--	--	--	--	156	6.5
Totals	70--	--	--	228-599	.381	--	--	148-212	.698	602	8.6	234-16	--	--	--	--	604	8.6

## Dale Ellis

**#41/#14 • F • 6-7 • 205 • Marietta, Ga. (Marietta HS)**

Year	GP-GS	Min	Avg	FG-A	Pct	3FG-A	Pct	FT-A	Pct	Rebs	Avg	PF-FO	Ast	TO	Bk	Stl	Pts	Avg
1979-80	27-6	573	21.2	81-182	.445	--	--	31-40	.775	96	3.6	44-1	34	34	13	21	193	7.1
1980-81	29-28	1057	36.4	215-360	.597	--	--	83-111	.748	185	6.4	84-2	21	54	11	34	513	17.7
1981-82	30-30	1134	37.8	257-393	.654	--	--	121-152	.796	189	6.3	91-5	22	90	4	47	635	21.2
1982-83	32-32	1179	36.8	279-464	.601	--	--	166-221	.751	209	6.5	102-4	32	74	4	52	724	22.6
Totals	118-96	3943	33.4	832-1399	.595	--	--	401-524	.765	679	5.8	321-12	109	252	32	154	2065	17.5

## Jimmy England

**#22 • G • 6-1 • 170 • Knoxville, Tenn. (Holston HS)**

Year	GP-GS	Min	Avg	FG-A	Pct	3FG-A	Pct	FT-A	Pct	Rebs	Avg	PF-FO	Ast	TO	Bk	Stl	Pts	Avg
1968-69	28--	--	--	150-321	.467	--	--	45-51	.882	77	2.8	59-0	28	--	--	--	345	12.3
1969-70	25--	--	--	177-439	.403	--	--	131-146	.897	121	4.8	55-0	63	--	--	--	485	19.4
1970-71	28--	--	--	217-449	.483	--	--	143-165	.867	111	4.0	62-0	146	--	--	--	577	20.6
Totals	81--	--	--	544-1209	.450	--	--	319-362	.881	309	3.8	176-0	237	--	--	--	1407	17.4

## Walter Evans

**#24 • C • 6-5 • 250 • Morristown, Tenn. (West HS)**

Year	GP-GS	Min	Avg	FG-A	Pct	3FG-A	Pct	FT-A	Pct	Rebs	Avg	PF-FO	Ast	TO	Bk	Stl	Pts	Avg
1981-82	13-0	61	4.7	6-9	.667	--	--	2-12	.167	14	1.1	19-1	0	2	1	2	14	1.1
1982-83	4-0	26	6.5	1-5	.200	--	--	2-2	1.000	1	0.3	7-0	1	4	0	0	4	1.0
Totals	17-0	87	5.1	7-14	.500	--	--	4-14	.286	15	0.9	26-1	1	6	1	2	18	1.1

## Dennis Falls

**#24 • F • 6-3 • 170 • Savannah, Tenn. (Savannah HS)**

Year	GP-GS	Min	Avg	FG-A	Pct	3FG-A	Pct	FT-A	Pct	Rebs	Avg	PF-FO	Ast	TO	Bk	Stl	Pts	Avg
1962-63	10--	--	--	4-5	.800	--	--	2-2	1.000	2	0.2	0-0	--	--	--	--	10	1.0

## C.J. Fayton

**#31 • G • 6-2 • 190 • Virginia Beach, Va. (Princess Anne HS)**

Year	GP-GS	Min	Avg	FG-A	Pct	3FG-A	Pct	FT-A	Pct	Rebs	Avg	PF-FO	Ast	TO	Bk	Stl	Pts	Avg
2001-02	3-0	9	3.0	2-3	.667	0-1	.000	0-0	.000	2	0.7	0-0	0	4	0	1	4	1.3

## Dan Federmann

**#33 • C • 6-10 • 235 • Cincinnati, Ohio (Elder HS)**

Year	GP-GS	Min	Avg	FG-A	Pct	3FG-A	Pct	FT-A	Pct	Rebs	Avg	PF-FO	Ast	TO	Bk	Stl	Pts	Avg
1980-81	27-2	275	10.2	81-189	.469	--	--	37-45	.822	94	3.5	61-3	1	17	8	5	113	4.2
1981-82	30-1	440	14.7	52-109	.477	--	--	32-54	.593	88	2.9	78-3	13	22	5	3	136	4.5
1982-83	32-24	614	19.2	94-189	.497	--	--	38-62	.613	124	3.9	75-2	12	29	5	20	226	7.1
1983-84	35-14	629	18.0	108-234	.462	--	--	64-112	.571	164	4.7	95-2	8	40	10	280	8.0	
Totals	124-41	1958	15.8	292-613	.476	--	--	171-273	.626	470	3.8	309-10	34	108	36	38	755	6.1

## Micquan Ferguson

**#2 • G • 5-9 • 195 • Nashville, Tenn. (Stratford HS/Aquinas JC)**

Year	GP-GS	Min	Avg	FG-A	Pct	3FG-A	Pct	FT-A	Pct	Rebs	Avg	PF-FO	Ast	TO	Bk	Stl	Pts	Avg
2001-02	4-0	6	1.5	0-0	.000	0-0	.000	2-2	1.000	0	0.0	0-0	0	1	0	0	2	0.5

## John Fields

**#25 • C • 6-9 • 222 • Fayetteville, N.C. (Jack Britt HS/UNC Wilmington)**

Year	GP-GS	Min	Avg	FG-A	Pct	3FG-A	Pct	FT-A	Pct	Rebs	Avg	PF-FO	Ast	TO	Bk	Stl	Pts	Avg
2010-11	34-18	394	11.6	37-63	.587	0-0	.000	13-28	.464	101	3.0	71-3	6	18	41	10	87	2.6

## Jerry Finestone

**#23 • G • 6-0 • 160 • Forest Hills, N.Y. (Forest Hills HS)**

Year	GP-GS	Min	Avg	FG-A	Pct	3FG-A	Pct	FT-A	Pct	Rebs	Avg	PF-FO	Ast	TO	Bk	Stl	Pts	Avg
1974-75	11-1	--	--	3-12	.250	--	--	2-3	.667	6	0.5	5-0	7	--	--	--	8	0.7
1975-76	7-1	--	--	1-6	.167	--	--	1-3	.333	5	0.7	0-0	2	--	--	--	3	0.4
1976-77	10-1	--	--	1-1	1.000	--	--	2-3	.667	3	0.3	3-0	12	--	--	--	4	0.4
Totals	28-1	--	--	5-19	.263	--	--	5-9	.556	14	0.5	8-0	21	--	--	--	15	0.5

## 47

Hampton - 1948

## 48

Hawkins, Marshall - 1948

## 50

Scott, Charles - 1957, 58, 59  
Brintnall, Phil - 1962\*  
Wilson, Tommy - 1963\*  
Bayne, Howard - 1964, 65, 66  
Bell, David - 1967, 68  
Chancey, Steve - 1972  
Brykalski, Bob - 1975, 76  
Roth, Doug - 1986, 87, 88, 89  
Sheffield, Shun - 1992, 93, 94

## 51

Wallace, Bill - 1961\*  
Brintnall, Phil - 1962\*  
Wilson, Tommy - 1963\*  
Tomlinson, Wayne - 1972, 73, 74  
Wunderlich, Robert - 1978  
Lockerhart, Ian - 1987, 88, 89, 90

## 52

Elliott, Sid - 1962, 63, 64  
Mansfield, Larry - 1968  
Johnson, Don - 1969, 70, 71  
Diegel, Craig - 1979, 80, 81  
McRae, Jordan - 2012, 13,



**Jim Finley #10 • G • 6-0 • 155 • Fayette, Ala. (Fayette County HS)**

Year	GP-GS	Min	Avg	FG-A	Pct	3FG-A	Pct	FT-A	Pct	Rebs	Avg	PF-FO	Ast	TO	Blk	Stl	Pts	Avg
1961-62	8--	--	--	1-6	.167	--	--	2-4	.500	2	0.3	2-0	--	--	--	--	4	0.5
1962-63	8--	--	--	1-2	.500	--	--	0-0	.000	2	0.3	6-0	--	--	--	--	2	0.3
1963-64	10--	--	--	4-7	.571	--	--	1-4	.250	4	0.4	4-0	--	--	--	--	9	0.9
Totals	26--	--	--	6-15	.400	--	--	3-8	.375	8	0.3	12-0	--	--	--	--	15	0.6

**Dick Fisher #30 • C • 6-5 • 190 • Jackson, Tenn. (South Side HS)**

Year	GP-GS	Min	Avg	FG-A	Pct	3FG-A	Pct	FT-A	Pct	Rebs	Avg	PF-FO	Ast	TO	Blk	Stl	Pts	Avg
1958-59	4-1	--	--	2-4	.500	--	--	0-1	.000	2	0.5	3-0	--	--	--	--	4	1.0
1959-60	21--	--	--	5-11	.451	--	--	33-47	.702	114	5.4	59-4	--	--	--	--	135	6.4
1960-61	25--	--	--	100-236	.424	--	--	45-68	.662	212	8.5	90-9	--	--	--	--	245	9.8
Totals	50--	--	--	153-353	.433	--	--	78-116	.672	328	6.6	152-13	--	--	--	--	384	7.7

**Jim Flynn #10 • F • 6-0 • 170 • Jeffersonville, Ind.**

Year	GP-GS	Min	Avg	FG-A	Pct	3FG-A	Pct	FT-A	Pct	Rebs	Avg	PF-FO	Ast	TO	Blk	Stl	Pts	Avg
1947-48	10--	--	--	4-13	.308	--	--	0-2	.000	--	--	2--	--	--	--	--	8	0.8
1948-49	7--	--	--	1-7	.143	--	--	2-4	.500	--	--	3--	--	--	--	--	4	0.6
1950-51	8--	--	--	8-33	.242	--	--	6-8	.750	--	--	7--	--	--	--	--	22	2.8
Totals	25--	--	--	13-53	.245	--	--	8-14	.571	--	--	12--	--	--	--	--	34	1.4

**Phil French #34 • G • 5-10 • 140 • Maryville, Tenn. (Alcoa HS)**

Year	GP-GS	Min	Avg	FG-A	Pct	3FG-A	Pct	FT-A	Pct	Rebs	Avg	PF-FO	Ast	TO	Blk	Stl	Pts	Avg
1962-63	4--	--	--	0-2	.000	--	--	0-0	.000	0	0.0	0-0	--	--	--	--	0	0.0

**Bob Garrison #24**

Year	GP-GS	Min	Avg	FG-A	Pct	3FG-A	Pct	FT-A	Pct	Rebs	Avg	PF-FO	Ast	TO	Blk	Stl	Pts	Avg
1950-51	22--	--	--	116-425	.273	--	--	59-113	.522	--	--	72--	--	--	--	--	291	13.2

**Henry Garrison #52 • F • 6-3 • 190 • Manchester, Ky. (Clay County HS)**

Year	GP-GS	Min	Avg	FG-A	Pct	3FG-A	Pct	FT-A	Pct	Rebs	Avg	PF-FO	Ast	TO	Blk	Stl	Pts	Avg
1957-58	9--	--	--	5-18	.278	--	--	2-5	.400	22	2.4	4-0	--	--	--	--	12	1.3
1958-59	8--	--	--	2-3	.667	--	--	2-3	.667	2	0.3	3-0	--	--	--	--	6	0.8
Totals	17--	--	--	7-21	.333	--	--	4-8	.500	24	1.4	7-0	--	--	--	--	18	1.1

**Daniel Garrett #15 • G • 5-11 • 160 • Memphis, Tenn. (Memphis ECS)**

Year	GP-GS	Min	Avg	FG-A	Pct	3FG-A	Pct	FT-A	Pct	Rebs	Avg	PF-FO	Ast	TO	Blk	Stl	Pts	Avg
1992-93	3-0	4	1.3	2-3	.667	0-1	.000	0-0	.000	0	0.0	0-0	2	1	0	0	4	1.3

**Pee-Wee Gash #12 • G • 5-7 • 150 • Asheville, N.C. (Asheville HS)**

Year	GP-GS	Min	Avg	FG-A	Pct	3FG-A	Pct	FT-A	Pct	Rebs	Avg	PF-FO	Ast	TO	Blk	Stl	Pts	Avg
2002-03	5-0	10	2.0	0-4	.000	0-3	.000	0-0	.000	1	0.2	0-0	0	1	0	0	0	0.0
2003-04	7-0	8	1.1	1-5	.200	0-3	.000	0-0	.000	0	0.0	3-0	2	0	0	0	2	0.3
2004-05	5-0	19	3.8	2-7	.286	1-5	.200	0-0	.000	2	0.4	3-0	3	3	0	0	5	1.0
Totals	17-0	37	2.2	3-16	.188	1-11	.091	0-0	.000	3	0.2	6-0	5	4	0	1	7	0.4

**Bob Gentry #11 • F • 6-3 • 180 • Knoxville, Tenn. (Catholic HS)**

Year	GP-GS	Min	Avg	FG-A	Pct	3FG-A	Pct	FT-A	Pct	Rebs	Avg	PF-FO	Ast	TO	Blk	Stl	Pts	Avg
1955-56	21--	--	--	14-64	.219	--	--	13-30	.433	59	2.8	29--	--	--	--	--	41	2.0
1956-57	7--	--	--	2-10	.200	--	--	1-8	.125	16	2.3	4--	--	--	--	--	5	0.7
Totals	28--	--	--	16-74	.216	--	--	14-38	.368	75	2.7	33--	--	--	--	--	46	1.6

**Paul Gentry #20**

Year	GP-GS	Min	Avg	FG-A	Pct	3FG-A	Pct	FT-A	Pct	Rebs	Avg	PF-FO	Ast	TO	Blk	Stl	Pts	Avg
1950-51	20-1	--	--	46-157	.293	--	--	42-60	.700	--	--	36--	--	--	--	--	134	6.7

**Jim Gill #11 • F • 6-3 • 165 • Knoxville, Tenn. (Farragut HS)**

Year	GP-GS	Min	Avg	FG-A	Pct	3FG-A	Pct	FT-A	Pct	Rebs	Avg	PF-FO	Ast	TO	Blk	Stl	Pts	Avg
1978-79	1--	1	1.0	0-2	.000	--	--	0-0	.000	2	2.0	0-0	0	0	0	0	0	0.0
1979-80	1-0	1	1.0	0-0	.000	--	--	2-2	1.00	0	0.0	0-0	0	0	0	0	2	2.0
Totals	2-0	2	1.0	0-2	.000	--	--	2-2	1.000	2	1.0	0-0	0	0	0	0	2	1.0

**Steve Gill #40 • F • 6-4 • 180 • Knoxville, Tenn. (Farragut HS)**

Year	GP-GS	Min	Avg	FG-A	Pct	3FG-A	Pct	FT-A	Pct	Rebs	Avg	PF-FO	Ast	TO	Blk	Stl	Pts	Avg
1975-76	2--	--	--	0-0	.000	--	--	0-0	.000	0	0.0	0-0	0	0	--	--	0	0.0
1976-77	5--	--	--	2-6	.333	--	--	2-2	1.00	1	0.2	2-0	1	--	--	--	6	1.2
Totals	7--	--	--	2-6	.333	--	--	2-2	1.00	1	0.2	2-0	1	--	--	--	6	0.9

**Bill Gilly #44 • C • 6-5 • 200 • Carlisle, Ky. (Carlisle HS)**

Year	GP-GS	Min	Avg	FG-A	Pct	3FG-A	Pct	FT-A	Pct	Rebs	Avg	PF-FO	Ast	TO	Blk	Stl	Pts	Avg
1958-59	6--	--	--	1-3	.333	--	--	0-2	.000	2	0.3	1-0	--	--	--	--	2	0.3
1959-60	6--	--	--	3-6	.500	--	--	5-6	.833	11	1.8	11-0	--	--	--	--	11	1.8
1960-61	15--	--	--	16-37	.432	--	--	16-30	.533	53	3.5	21-1	--	--	--	--	48	3.2
Totals	27--	--	--	20-46	.435	--	--	21-38	.553	66	2.4	33-1	--	--	--	--	61	2.3

**Bob Gipe #16 • C • 6-5 • 188 • Kingsport, Tenn. (Dobyns-Bennett HS)**

Year	GP-GS	Min	Avg	FG-A	Pct	3FG-A	Pct	FT-A	Pct	Rebs	Avg	PF-FO	Ast	TO	Blk	Stl	Pts	Avg
1953-54	10--	--	--	5-17	.294	--	--	4-6	.667	14	1.4	6--	--	--	--	--	14	1.4
1954-55	15--	--	--	10-24	.417	--	--	4-9	.444	16	1.1	8--	--	--	--	--	24	1.6
1955-56	24--	--	--	47-145	.324	--	--	33-55	.600	136	5.7	71--	--	--	--	--	127	5.3
1956-57	19--	--	--	25-65	.385	--	--	27-45	.600	58	3.1	30--	--	--	--	--	77	4.1
Totals	68--	--	--	87-251	.347	--	--	68-115	.591	224	3.3	115--	--	--	--	--	242	3.6

**Melvin Goins #2 • G • 5-11 • 195 • San Diego, Calif. (Ball State Univ./Mt. San Jacinto College)**

Year	GP-GS	Min	Avg	FG-A	Pct	3FG-A	Pct	FT-A	Pct	Rebs	Avg	PF-FO	Ast	TO	Blk	Stl	Pts	Avg
2009-10	31-4	496	16.0	58-150	.387	16-49	.327	33-52	.635	59	1.9	56-0	57	35	0	32	165	5.3
2010-11	33-33	899	27.2	82-218	.376	24-80	.300	74-95	.779	102	3.1	60-1	93	61	2	62	262	7.9
Totals	64-37	1395	21.8	140-368	.380	40-129	.310	107-147	.728	161	2.5	116-1	150	96	2	89	427	6.7

# ALL-TIME PLAYER STATS

## Terry Glenn #14 • G • 5-10 • 145 • Charleston, S.C. (Rivers HS/Morristown JC)

Year	GP-GS	Min	Avg	FG-A	Pct	3FG-A	Pct	FT-A	Pct	Rebs	Avg	PF-FO	Ast	TO	Blk	Stl	Pts	Avg
1978-79	11--	33	3.0	8-21	.381	--	--	1-2	.500	5	0.5	2-0	5	6	0	3	17	1.5

## LaMarcus Golden #23 • F • 6-4 • 180 • Memphis, Tenn. (Treadwell HS)

Year	GP-GS	Min	Avg	FG-A	Pct	3FG-A	Pct	FT-A	Pct	Rebs	Avg	PF-FO	Ast	TO	Blk	Stl	Pts	Avg
1992-93	30-23	791	26.4	54-124	.435	15-32	.406	61-76	.803	91	3.0	53-3	136	77	4	60	182	6.1
1993-94	27-25	923	34.2	91-233	.391	28-71	.394	45-67	.672	94	3.5	58-0	155	106	3	78	255	9.4
Totals	57-48	1714	30.1	145-357	.406	41-103	.398	106-143	.741	185	3.2	111-3	291	183	7	138	437	7.7

## Trae Golden #11 • G • 6-2 • 205 • Powder Springs, Ga. (McEachern HS)

Year	GP-GS	Min	Avg	FG-A	Pct	3FG-A	Pct	FT-A	Pct	Rebs	Avg	PF-FO	Ast	TO	Blk	Stl	Pts	Avg
2010-11	31-1	411	13.3	27-92	.293	6-33	.182	33-40	.825	35	1.1	25-0	69	32	0	23	93	3.0
2011-12	34-33	1089	32.0	141-321	.439	50-129	.388	130-157	.828	102	3.0	68-1	154	98	3	27	462	13.6
2012-13	31-24	940	30.3	111-290	.383	28-95	.295	126-162	.778	89	2.9	66-1	121	63	0	8	376	12.1
Totals	96-58	2440	25.4	279-703	.397	84-257	.327	289-359	.805	226	2.4	159-2	344	193	3	58	931	9.7

## Gannon Goodson #55 • C • 6-9 • 245 • Birmingham, Ala. (Shades Valley HS)

Year	GP-GS	Min	Avg	FG-A	Pct	3FG-A	Pct	FT-A	Pct	Rebs	Avg	PF-FO	Ast	TO	Blk	Stl	Pts	Avg
1989-90	4-0	9	2.3	1-3	.333	0-0	.000	1-2	.500	2	0.5	5-0	0	1	1	2	3	0.8
1990-91	34-19	636	18.7	49-112	.438	0-0	.000	23-52	.442	147	4.3	89-3	10	38	6	18	121	3.6
1991-92	13-1	122	9.4	13-25	.520	0-0	.000	8-12	.667	30	2.3	25-1	0	9	0	4	34	2.6
1992-93	25-2	174	7.0	10-30	.333	0-0	.000	7-11	.636	25	1.0	28-0	4	13	2	1	27	1.1
1993-94	25-9	330	13.2	24-65	.369	0-1	.000	9-16	.563	61	2.4	41-3	8	20	2	7	57	2.3
Totals	101-31	1271	12.6	97-235	.413	0-1	.000	48-93	.516	265	2.6	188-7	22	81	11	32	242	2.4

## Don Graham #13 • F • 5-10 • 165 • Farragut, Tenn.

Year	GP-GS	Min	Avg	FG-A	Pct	3FG-A	Pct	FT-A	Pct	Rebs	Avg	PF-FO	Ast	TO	Blk	Stl	Pts	Avg
1947-48	21--	--	--	22-71	.310	--	--	9-18	.500	--	--	13--	--	--	--	--	53	2.5
1948-49	17--	--	--	22-63	.349	--	--	7-10	.700	--	--	24--	--	--	--	--	51	3.0
Totals	38--	--	--	44-134	.328	--	--	16-28	.571	--	--	37--	--	--	--	--	104	2.7

## Ed Gray #22 • G • 6-3 • 200 • Riverside, Calif. (North HS)

Year	GP-GS	Min	Avg	FG-A	Pct	3FG-A	Pct	FT-A	Pct	Rebs	Avg	PF-FO	Ast	TO	Blk	Stl	Pts	Avg
1993-94	27-27	848	31.4	149-405	.368	49-176	.278	57-81	.704	97	3.6	77-1	49	45	5	41	404	15.0

## Aaron Green #5 • G • 6-2 • 200 • Sweetwater, Tenn. (Sweetwater HS)

Year	GP-GS	Min	Avg	FG-A	Pct	3FG-A	Pct	FT-A	Pct	Rebs	Avg	PF-FO	Ast	TO	Blk	Stl	Pts	Avg
1995-96	29-2	582	20.1	61-150	.407	46-117	.393	29-43	.674	27	0.9	65-2	37	41	5	17	197	6.8
1996-97	25-7	679	27.2	45-146	.308	24-84	.286	49-64	.766	50	2.0	69-2	56	41	7	50	163	6.5
1997-98	24-1	339	14.1	30-83	.361	18-53	.340	24-35	.686	28	1.2	41-0	30	22	1	22	102	4.3
1998-99	22-1	272	12.4	21-53	.396	11-33	.333	28-46	.609	29	1.3	41-1	40	26	3	26	81	3.7
Totals	100-11	1872	18.7	157-432	.363	99-287	.345	130-188	.691	134	1.3	216-5	163	130	16	115	543	5.4

## Mark Griffin #33 • F • 6-8 • 220 • Union City, Tenn. (Union City HS)

Year	GP-GS	Min	Avg	FG-A	Pct	3FG-A	Pct	FT-A	Pct	Rebs	Avg	PF-FO	Ast	TO	Blk	Stl	Pts	Avg
1985-86	25-16	412	16.5	31-61	.508	--	--	24-34	.706	51	2.0	58-3	16	37	3	14	86	3.4
1986-87	28-0	337	12.0	25-60	.417	3-7	.429	17-26	.654	65	2.3	46-0	16	22	2	11	70	2.5
1987-88	29-9	582	20.1	43-116	.371	21-61	.344	34-44	.773	92	3.2	55-0	32	31	4	15	141	4.9
1988-89	27-26	655	24.3	70-160	.438	49-113	.434	33-45	.733	96	3.6	67-0	36	33	0	15	222	8.2
Totals	109-51	1986	18.2	169-397	.426	73-181	.403	108-149	.725	304	2.8	226-3	100	123	9	55	519	4.8

## Jenis Grindstaff #24 • G • 6-2 • 190 • Spruce Pine, N.C. (McDowell HS/Virginia Tech)

Year	GP-GS	Min	Avg	FG-A	Pct	3FG-A	Pct	FT-A	Pct	Rebs	Avg	PF-FO	Ast	TO	Blk	Stl	Pts	Avg
1999-00	1-1	14	14.0	1-9	.111	0-4	.000	0-1	.000	2	2.0	2-0	3	1	0	3	2	2.0
2000-01	32-1	374	11.7	31-99	.313	12-47	.255	26-34	.765	45	1.4	49-0	54	34	1	19	100	3.1
2001-02	29-14	616	21.2	60-137	.438	15-48	.313	49-60	.817	76	2.6	62-1	86	76	3	28	184	6.3
Totals	62-16	1004	16.2	92-245	.376	27-99	.273	75-95	.789	123	2.0	113-1	143	111	4	50	286	4.6

## Carlus Groves #33 • F • 6-7 • 245 • Cross Plains, Tenn. (East Robertson HS)

Year	GP-GS	Min	Avg	FG-A	Pct	3FG-A	Pct	FT-A	Pct	Rebs	Avg	PF-FO	Ast	TO	Blk	Stl	Pts	Avg
1989-90	28-1	475	17.0	75-134	.560	0-0	.000	36-60	.600	116	4.1	77-4	16	40	4	16	186	6.6
1990-91	32-18	718	22.4	136-249	.546	0-0	.000	74-117	.632	148	4.6	111-7	14	70	20	22	346	10.8
1991-92	26-9	654	25.2	150-278	.540	3-9	.333	78-140	.557	124	4.8	85-2	18	53	13	24	381	14.7
Totals	86-28	1847	21.5	361-661	.546	3-11	.273	188-317	.593	388	4.5	273-13	48	163	37	62	913	10.6

## Ernie Grunfeld #22 • F • 6-6 • 215 • Forest Hills, N.Y. (Forest Hills HS)

Year	GP-GS	Min	Avg	FG-A	Pct	3FG-A	Pct	FT-A	Pct	Rebs	Avg	PF-FO	Ast	TO	Blk	Stl	Pts	Avg
1973-74	26--	--	--	180-363	.496	--	--	93-128	.727	188	7.2	80-2	61	--	--	--	453	17.4
1974-75	20--	--	--	184-401	.459	--	--	107-132	.811	128	6.4	62-2	51	--	--	--	475	23.8
1975-76	27--	--	--	255-485	.526	--	--	173-214	.808	172	6.4	73-1	57	--	--	--	683	25.3
1976-77	28--	--	--	248-463	.536	--	--	142-179	.793	176	6.3	87-5	77	--	--	--	638	22.8
Totals	101--	--	--	867-1712	.506	--	--	515-653	.789	664	6.6	302-10	246	--	--	--	2249	22.3

## Bobby Jack Guinn #11 • G • 6-1 • 170 • Kingston, Tenn. (Roane County HS)

Year	GP-GS	Min	Avg	FG-A	Pct	3FG-A	Pct	FT-A	Pct	Rebs	Avg	PF-FO	Ast	TO	Blk	Stl	Pts	Avg
1965-66	18--	--	--	27-63	.429	--	--	11-17	.647	33	1.8	17-0	--	--	--	--	65	3.6
1966-67	18--	--	--	19-34	.559	--	--	7-10	.700	15	0.8	13-0	--	--	--	--	45	2.5
Totals	36--	--	--	46-97	.474	--	--	18-27	.667	48	1.3	30-0	--	--	--	--	110	3.1

## Marcus Haislip #12 • F • 6-10 • 230 • Lewisburg, Tenn. (Marshall County HS)

Year	GP-GS	Min	Avg	FG-A	Pct	3FG-A	Pct	FT-A	Pct	Rebs	Avg	PF-FO	Ast	TO	Blk	Stl	Pts	Avg
1999-00	31-0	251	8.1	52-88	.591	9-17	.529	22-39	.564	57	1.8	41-1	0	21	21	8	135	4.4
2000-01	33-1	435	13.2	63-122	.516	14-39	.359	53-70	.757	83	2.5	89-3	17	22	51	9	193	5.8
2001-02	25-24	838	33.5	161-311	.518	15-46	.326	80-111	.721	167	6.7	86-4	24	51	44	11	417	16.7
Totals	89-25	1524	17.1	276-521	.530	38-102	.373	155-220	.705	307	3.4	216-8	41	94	116	28	745	8.4



**Bill Hall #13 • G • 6-0 • 165 • Knoxville, Tenn. (Knoxville HS)**

Year	GP-GS	Min	Avg	FG-A	Pct	3FG-A	Pct	FT-A	Pct	Rebs	Avg	PF-FO	Ast	TO	Bk	Stl	Pts	Avg
1952-53	21--	--	--	54-193	.280	--	--	55-91	.604	97	4.6	--	--	--	--	--	163	7.8
1953-54	23--	--	--	43-154	.279	--	--	38-69	.551	96	4.2	58--	--	--	--	--	124	5.4
1954-55	22--	--	--	29-85	.341	--	--	20-34	.588	74	3.4	48--	--	--	--	--	78	3.5
Totals	66--	--	--	126-432	.292	--	--	113-194	.582	267	4.0	106--	--	--	--	--	365	5.5

**Kenny Hall #20 • F • 6-9 • 230 • Stone Mountain, Ga. (Redan HS)**

Year	GP-GS	Min	Avg	FG-A	Pct	3FG-A	Pct	FT-A	Pct	Rebs	Avg	PF-FO	Ast	TO	Bk	Stl	Pts	Avg
2009-10	35-3	435	12.4	52-90	.578	0-1,000		23-42	.548	104	3.0	69-2	7	29	18	8	127	3.6
2010-11	25-1	176	7.0	19-36	.528	0-1,000		12-21	.571	46	1.8	36-1	3	15	4	1	50	2.0
2011-12	25-16	506	20.2	61-113	.540	0-0,000		32-49	.653	113	4.5	71-1	9	32	25	10	154	6.2
2012-13	31-21	600	19.4	66-122	.541	0-4,000		45-61	.705	127	4.1	67-1	11	38	13	6	175	5.6
Totals	116-41	1717	14.8	198-361	.548	0-6,000		110-173	.636	390	3.4	243-5	30	114	60	25	506	4.4

**Steve Hamer #21 • C • 7-0 • 245 • Grand Junction, Tenn. (Middleton HS)**

Year	GP-GS	Min	Avg	FG-A	Pct	3FG-A	Pct	FT-A	Pct	Rebs	Avg	PF-FO	Ast	TO	Bk	Stl	Pts	Avg
1992-93	26-19	553	21.3	74-136	.544	0-0,000		33-52	.635	119	4.6	65-2	7	25	24	8	181	7.0
1993-94	24-19	620	25.8	119-206	.578	3-13,000		93-116	.802	139	5.8	59-2	20	43	24	12	334	13.9
1994-95	25-24	773	30.9	138-261	.529	0-0,000		98-153	.641	220	8.8	66-2	14	65	35	6	374	15.0
1995-96	29-29	956	33.0	187-325	.575	0-0,000		155-252	.615	272	9.4	84-3	30	84	39	11	529	18.2
Totals	104-91	2902	27.9	518-928	.558	3-13,000		379-573	.661	750	7.2	274-9	71	212	37	1418	13.6	

**Hampton #47/#18**

Year	GP-GS	Min	Avg	FG-A	Pct	3FG-A	Pct	FT-A	Pct	Rebs	Avg	PF-FO	Ast	TO	Bk	Stl	Pts	Avg
1947-48	12--	--	--	3-16	.188	--	--	1-1	1.00	--	--	5--	--	--	--	--	7	0.6

**Bill Hann #14 • G • 6-3 • 185 • Cleveland, Ohio (Rodes HS)**

Year	GP-GS	Min	Avg	FG-A	Pct	3FG-A	Pct	FT-A	Pct	Rebs	Avg	PF-FO	Ast	TO	Bk	Stl	Pts	Avg
1966-67	26--	--	--	26-83	.313	--	--	75-95	.789	45	1.7	42-0	--	--	--	--	127	4.9
1967-68	26--	--	--	77-199	.387	--	--	112-138	.812	63	2.4	49-0	--	--	--	--	266	10.2
1968-69	28--	--	--	55-128	.430	--	--	75-93	.806	68	2.4	55-0	173	--	--	--	185	6.6
Totals	80--	--	--	158-410	.385	--	--	262-326	.804	176	2.2	146-0	173	--	--	--	578	7.2

**Tyrone Harper #30 • F • 6-7 • 215 • Nashville, Tenn. (Glenciff HS)**

Year	GP-GS	Min	Avg	FG-A	Pct	3FG-A	Pct	FT-A	Pct	Rebs	Avg	PF-FO	Ast	TO	Bk	Stl	Pts	Avg
1982-83	10-0	91	9.1	11-27	.407	--	--	2-4	.500	26	2.6	4-0	2	3	1	3	24	2.4
1983-84	15-0	105	7.0	11-28	.393	--	--	3-8	.375	17	1.1	11-0	2	3	1	3	25	1.7
1984-85	2-0	4	2.0	0-0	.000	--	--	0-0	.000	1	0.5	1-0	0	1	0	0	0.0	
1985-86	19-4	168	8.8	15-40	.375	--	--	13-17	.765	30	1.6	14-0	1	12	2	7	43	2.3
Totals	46-4	368	8.0	37-95	.389	--	--	18-29	.621	74	1.6	30-0	5	19	4	13	92	2.0

**Antonio Harris #22 • G • 6-3 • 195 • Memphis, Tenn. (Washington HS)**

Year	GP-GS	Min	Avg	FG-A	Pct	3FG-A	Pct	FT-A	Pct	Rebs	Avg	PF-FO	Ast	TO	Bk	Stl	Pts	Avg
1995-96	9-0	26	2.9	2-4	.500	2-4	.500	0-0	.000	1	0.1	2-0	2	1	0	1	6	0.7
1996-97	12-0	57	4.8	1-11	.091	0-8	.000	0-1	.000	7	0.6	2-0	4	3	0	1	2	0.2
Totals	21-0	83	4.0	3-15	.200	2-12	.167	0-1	.000	8	0.4	4-0	6	4	0	2	8	0.4

**Tobias Harris #12 • F • 6-8 • 226 • Dix Hills, N.Y. (Half Hollow Hills HS West)**

Year	GP-GS	Min	Avg	FG-A	Pct	3FG-A	Pct	FT-A	Pct	Rebs	Avg	PF-FO	Ast	TO	Bk	Stl	Pts	Avg
2010-11	34-33	993	29.2	185-402	.460	23-76	.303	128-170	.753	247	7.3	70-0	44	62	29	24	521	15.3

**Tony Harris #14 • G • 6-0 • 165 • Memphis, Tenn. (East HS)**

Year	GP-GS	Min	Avg	FG-A	Pct	3FG-A	Pct	FT-A	Pct	Rebs	Avg	PF-FO	Ast	TO	Bk	Stl	Pts	Avg
1997-98	27-26	842	31.2	123-336	.366	48-149	.322	90-125	.720	72	2.7	70-3	113	79	2	36	384	14.2
1998-99	30-29	965	32.2	113-303	.373	64-164	.390	81-102	.794	80	2.7	67-0	143	106	2	31	371	12.4
1999-00	33-33	997	30.2	149-365	.408	73-193	.378	110-148	.743	73	2.2	78-1	134	84	0	46	481	14.6
2000-01	31-31	885	28.5	97-271	.358	55-159	.346	103-133	.774	63	2.0	80-4	119	81	1	32	352	11.4
Totals	121-119	3689	30.5	482-1275	.378	240-665	.361	384-508	.756	288	2.4	295-8	509	352	5	145	1588	13.1

**Torrey Harris #40 • F • 6-10 • 255 • Sardis, Miss. (Piney Woods HS)**

Year	GP-GS	Min	Avg	FG-A	Pct	3FG-A	Pct	FT-A	Pct	Rebs	Avg	PF-FO	Ast	TO	Bk	Stl	Pts	Avg
1995-96	28-23	403	14.4	13-33	.394	0-0	.000	7-17	.412	63	2.3	66-1	4	25	5	10	33	12
1996-97	27-15	517	19.1	15-33	.455	0-0	.000	8-19	.421	77	2.9	67-3	6	33	11	6	38	14
1997-98	29-19	580	20.0	42-82	.512	0-0	.000	28-65	.431	140	4.8	97-5	15	33	25	13	112	3.9
1998-99	30-14	394	13.1	12-34	.353	0-0	.000	13-30	.433	71	2.4	69-2	6	18	11	7	37	12
Totals	114-71	1894	16.6	82-182	.451	0-0	.000	56-131	.427	351	3.1	299-11	31	109	52	36	220	1.9

**Bobby Hatcher #24 • F • 6-6 • 205 • Nashville, Tenn. (Hillsboro HS)**

Year	GP-GS	Min	Avg	FG-A	Pct	3FG-A	Pct	FT-A	Pct	Rebs	Avg	PF-FO	Ast	TO	Bk	Stl	Pts	Avg
1955-56	10--	--	--	16-51	.314	--	--	11-24	.458	44	4.4	9--	0	0	0	0	43	4.3

**Charles Hathaway #55 • C • 6-10 • 265 • Nashville, Tenn. (Hillwood HS)**

Year	GP-GS	Min	Avg	FG-A	Pct	3FG-A	Pct	FT-A	Pct	Rebs	Avg	PF-FO	Ast	TO	Bk	Stl	Pts	Avg
1996-97	27-19	643	23.8	63-156	.404	0-0	.000	70-125	.560	191	7.1	58-0	17	77	27	14	196	7.3
1997-98	5-4	105	21.0	13-28	.464	1-2	.500	15-29	.517	32	6.4	10-0	6	13	0	5	42	8.4
1998-99	30-11	502	16.7	44-101	.436	0-0	.000	60-91	.659	112	3.7	41-0	9	35	35	15	148	4.9
1999-00	33-0	376	11.4	19-49	.388	1-3	.333	30-53	.566	76	2.3	46-0	12	31	17	9	69	2.1
2000-01	31-27	615	19.8	61-94	.649	0-0	.000	35-58	.603	148	4.8	63-1	16	42	41	12	157	5.1
Totals	126-61	2241	17.8	200-428	.467	2-5	.400	210-356	.590	559	4.4	218-1	60	198	133	55	612	4.9

**Ron Hausley #14 • G • 6-4 • 200 • Marion, N.C. (McDowell HS)**

Year	GP-GS	Min	Avg	FG-A	Pct	3FG-A	Pct	FT-A	Pct	Rebs	Avg	PF-FO	Ast	TO	Bk	Stl	Pts	Avg
1984-85	13-0	47	3.6	8-15	.533	--	--	3-4	.750	6	0.5	6-0	2	5	0	2	19	1.5
1985-86	21-2	178	8.5	15-36	.417	--	--	2-3	.667	12	0.6	12-0	11	7	0	5	32	1.

# ALL-TIME PLAYER STATS

## Greg Hawkins #30 • F • 6-5 • 185 • Huntington, W.Va. (Huntingdon HS)

Year	GP-GS	Min	Avg	FG-A	Pct	3FG-A	Pct	FT-A	Pct	Rebs	Avg	PF-FO	Ast	TO	Blk	Stl	Pts	Avg
1970-71	25--	--	--	38-111	.342	--	--	33-44	.750	111	4.4	41-0	19	--	--	--	109	4.4

## Marshall Hawkins #48 • F/C • 6-3 • 205 • Huntington, W.Va. (Huntingdon HS)

Year	GP-GS	Min	Avg	FG-A	Pct	3FG-A	Pct	FT-A	Pct	Rebs	Avg	PF-FO	Ast	TO	Blk	Stl	Pts	Avg
1947-48	25--	--	--	128-419	.305	--	--	58-79	.734	--	--	61--	--	--	--	--	314	12.6

## Doug Heinz #20 • F • 6-4 • 175 • Belvidere, Ill. (Belvidere HS)

Year	GP-GS	Min	Avg	FG-A	Pct	3FG-A	Pct	FT-A	Pct	Rebs	Avg	PF-FO	Ast	TO	Blk	Stl	Pts	Avg
1955-56	4--	--	--	2-3	.667	--	--	0-1	.000	2	0.5	1-0	--	--	--	--	4	1.0

## Jemere Hendrix #33 • F • 6-8 • 220 • Covington, Ga. (East Side HS/Clemson)

Year	GP-GS	Min	Avg	FG-A	Pct	3FG-A	Pct	FT-A	Pct	Rebs	Avg	PF-FO	Ast	TO	Blk	Stl	Pts	Avg
2003-04	29-14	678	23.4	74-141	.525	1-4	.250	49-68	.721	180	6.2	77-0	13	41	15	10	198	6.8
2004-05	28-3	370	13.2	29-58	.500	0-1	.000	16-27	.593	75	2.7	62-1	7	25	5	10	74	2.6
Totals	57-17	1048	18.4	103-199	.518	1-5	.200	65-95	.684	255	4.5	139-1	20	66	18	20	272	4.8

## Tom Hendrix #20 • F • 6-5 • 212 • Elizabethtown, Ky. (Catholic HS)

Year	GP-GS	Min	Avg	FG-A	Pct	3FG-A	Pct	FT-A	Pct	Rebs	Avg	PF-FO	Ast	TO	Blk	Stl	Pts	Avg
1965-66	26--	--	--	80-190	.421	--	--	37-45	.822	95	3.7	57-0	--	--	--	--	197	7.6
1966-67	28--	--	--	130-310	.419	--	--	20-38	.526	100	3.6	71-3	--	--	--	--	280	10.0
1967-68	26--	--	--	123-304	.405	--	--	29-41	.707	103	4.0	63-0	--	--	--	--	275	10.6
Totals	80--	--	--	333-804	.414	--	--	86-124	.694	298	3.7	191-3	--	--	--	--	752	9.4

## Travis Henry #25 • G • 6-2 • 165 • Knoxville, Tenn. (Karns HS)

Year	GP-GS	Min	Avg	FG-A	Pct	3FG-A	Pct	FT-A	Pct	Rebs	Avg	PF-FO	Ast	TO	Blk	Stl	Pts	Avg
1985-86	19-0	121	6.4	8-18	.444	--	--	2-3	.667	7	0.4	18-0	26	20	0	6	18	0.9
1986-87	20-5	245	12.3	12-30	.400	3-6	.500	10-11	.909	18	0.9	30-1	35	36	1	14	37	1.9
1987-88	28-4	371	13.3	18-50	.360	3-10	.300	23-28	.821	27	1.0	47-1	69	39	0	25	62	2.2
1988-89	30-26	648	21.6	57-141	.404	20-58	.345	38-62	.613	60	2.0	74-1	99	60	6	47	172	5.7
Totals	97-35	1385	14.3	95-239	.398	26-74	.351	73-104	.702	112	1.2	169-3	225	155	7	92	289	3.0

## Boomer Herndon #0 • C • 6-10 • 245 • Nashville, Tenn. (Donelson Christian Academy)

Year	GP-GS	Min	Avg	FG-A	Pct	3FG-A	Pct	FT-A	Pct	Rebs	Avg	PF-FO	Ast	TO	Blk	Stl	Pts	Avg
2002-03	12-0	38	3.2	6-18	.333	0-0	.000	4-7	.571	21	1.8	7-0	1	2	2	1	16	1.3
2003-04	27-0	179	6.6	13-33	.394	0-0	.000	17-27	.630	48	1.8	26-0	6	13	15	4	43	1.6
Totals	39-0	217	5.6	19-51	.373	0-0	.000	21-34	.618	69	1.8	33-0	7	15	17	5	59	1.5

## Clay Hess #54 • F • 6-5 • 212 • Dowagiac, Mich. (Dowagiac Union TMI)

Year	GP-GS	Min	Avg	FG-A	Pct	3FG-A	Pct	FT-A	Pct	Rebs	Avg	PF-FO	Ast	TO	Blk	Stl	Pts	Avg
1967-68	12--	--	--	5-10	.500	--	--	0-0	.000	5	0.4	5-0	--	--	--	--	10	0.8

## George Hickman #11 • G • 6-0 • 170 • Knoxville, Tenn. (Farragut HS)

Year	GP-GS	Min	Avg	FG-A	Pct	3FG-A	Pct	FT-A	Pct	Rebs	Avg	PF-FO	Ast	TO	Blk	Stl	Pts	Avg
1990-91	7-0	7	1.0	1-1	1.00	1-2	.500	2-2	1.00	2	0.3	0-0	0	3	0	0	5	0.7

## Jon Higgins #42 • G • 6-3 • 200 • Shaker Heights, Ohio (Shaker Heights HS)

Year	GP-GS	Min	Avg	FG-A	Pct	3FG-A	Pct	FT-A	Pct	Rebs	Avg	PF-FO	Ast	TO	Blk	Stl	Pts	Avg
1999-00	33-32	931	28.2	71-199	.357	53-148	.358	15-27	.556	102	3.1	59-1	71	39	2	34	210	6.4
2000-01	33-32	926	28.1	70-150	.467	53-109	.486	20-31	.645	116	3.5	70-1	80	35	5	34	213	6.5
2001-02	31-31	1025	33.3	79-202	.391	50-139	.360	28-43	.651	139	4.5	61-1	122	58	2	31	236	7.6
2002-03	27-27	898	33.3	84-192	.438	53-129	.411	18-24	.750	84	3.1	65-2	79	28	3	23	239	8.9
Totals	124-122	3780	30.5	304-743	.409	209-525	.398	81-125	.648	441	3.6	255-5	352	160	12	130	898	7.2

## Charlie Hipsher #18 • F • 6-3 • 168 • Marietta, Ga.

Year	GP-GS	Min	Avg	FG-A	Pct	3FG-A	Pct	FT-A	Pct	Rebs	Avg	PF-FO	Ast	TO	Blk	Stl	Pts	Avg
1950-51	14--	--	--	20-68	.294	--	--	5-12	.417	--	--	12--	--	--	--	--	45	3.2
1951-52	19--	--	--	46-142	.324	--	--	24-30	.800	--	--	44--	--	--	--	--	116	6.1
1952-53	18--	--	--	28-95	.295	--	--	11-15	.733	29	1.6	--	--	--	--	--	67	3.7
Totals	51--	--	--	94-305	.308	--	--	40-57	.702	29	--	56--	--	--	--	--	228	4.5

## Steve Hirschorn #34 • G • 5-10 • 155 • Springfield, N.J. (Springfield HS)

Year	GP-GS	Min	Avg	FG-A	Pct	3FG-A	Pct	FT-A	Pct	Rebs	Avg	PF-FO	Ast	TO	Blk	Stl	Pts	Avg
1968-69	5--	--	--	0-0	.000	--	--	0-0	.000	0	0.0	0-0	2	--	--	--	0	0.0
1969-70	6--	--	--	2-6	.333	--	--	2-4	.500	2	0.3	4-0	1	--	--	--	6	1.0
1971-72	23--	--	--	16-34	.471	--	--	55-74	.743	31	1.3	52-0	83	--	--	--	87	3.8
Totals	34--	--	--	18-40	.450	--	--	57-78	.731	33	1.0	56-0	86	--	--	--	93	2.7

## Bobby Hogsett #22 • C • 6-8 • 216 • Bristol, Tenn. (Holston Valley HS)

Year	GP-GS	Min	Avg	FG-A	Pct	3FG-A	Pct	FT-A	Pct	Rebs	Avg	PF-FO	Ast	TO	Blk	Stl	Pts	Avg
1962-63	24--	--	--	60-125	.480	--	--	36-61	.590	106	4.4	45-0	--	--	--	--	156	6.5
1963-64	22--	--	--	28-54	.519	--	--	30-49	.612	98	4.5	42-0	--	--	--	--	86	3.9
1965-66	11--	--	--	14-23	.609	--	--	8-15	.533	34	3.1	4-0	--	--	--	--	36	3.3
Totals	57--	--	--	102-202	.505	--	--	74-125	.592	238	4.2	91-0	--	--	--	--	278	4.9

## Thaydeus Holden #10 • G • 6-0 • 180 • Silsbee, Texas (Silsbee HS/Lamar/Seward County CC)

Year	GP-GS	Min	Avg	FG-A	Pct	3FG-A	Pct	FT-A	Pct	Rebs	Avg	PF-FO	Ast	TO	Blk	Stl	Pts	Avg
2001-02	31-17	734	23.7	62-171	.363	34-101	.337	46-63	.730	76	2.5	64-0	44	56	4	22	204	6.6
2002-03	29-16	728	25.1	75-190	.395	48-119	.403	48-58	.828	72	2.5	69-3	43	37	7	18	246	8.5
Totals	60-33	1462	24.4	137-361	.380	82-220	.373	94-121	.777	148	2.5	133-3	87	93	11	40	450	7.5

## Scotty Hopson #32 • G • 6-7 • 200 • Hopkinsville, Ky. (University Heights HS)

Year	GP-GS	Min	Avg	FG-A	Pct	3FG-A	Pct	FT-A	Pct	Rebs	Avg	PF-FO	Ast	TO	Blk	Stl	Pts	Avg
2008-09	34-30	796	23.4	113-264	.428	46-129	.357	40-64	.625	93	2.7	50-0	49	50	9	21	312	9.2
2009-10	37-36	1024	27.7	174-391	.445	52-156	.333	50-85	.588	124	3.4	55-1	44	78	7	36	450	12.2
2010-11	32-32	937	29.3	188-416	.452	53-141	.376	114-155	.735	107	3.3	63-1	41	89	5	26	543	17.0
Totals	103-98	2757	26.8	475-1071	.444	151-426	.354	204-304	.671	324	3.1	168-2	134	217	21	83	1305	12.7





**Allan Houston #20 • G • 6-6 • 200 • Louisville, Ky. (Ballard HS)**

Year	GP-GS	Min	Avg	FG-A	Pct	3FG-A	Pct	FT-A	Pct	Rebs	Avg	PF-FO	Ast	TO	Blk	Stl	Pts	Avg
1989-90	30-30	1083	36.1	203-465	.437	83-192	.432	120-149	.805	88	2.9	70-12	107	11	36	609	20.3	
1990-91	34-34	1212	35.6	265-550	.482	99-231	.429	177-205	.863	104	3.1	68-0	131	128	16	37	806	23.7
1991-92	34-34	1236	36.4	223-492	.453	82-196	.418	189-225	.840	180	5.3	69-1	110	94	15	32	717	21.1
1992-93	30-30	1075	35.8	211-454	.465	82-198	.414	165-188	.878	145	4.8	67-1	92	84	8	28	669	22.3
Totals	126-128	4606	36.0	902-1961	.460	346-817	.424	651-767	.849	517	4.0	274-3	460	407	50	133	2801	21.9

**John Houston #32 • F • 6-3 • 170 • Knoxville, Tenn. (Fulton HS)**

Year	GP-GS	Min	Avg	FG-A	Pct	3FG-A	Pct	FT-A	Pct	Rebs	Avg	PF-FO	Ast	TO	Blk	Stl	Pts	Avg
1959-60	2--	--	--	0-4	.000	--	--	0-0	.000	1	0.5	1-0	--	--	--	--	0	0.0

**Jordan Howell #15 • G • 6-3 • 188 • Auburn, Ala. (Bob Jones HS)**

Year	GP-GS	Min	Avg	FG-A	Pct	3FG-A	Pct	FT-A	Pct	Rebs	Avg	PF-FO	Ast	TO	Blk	Stl	Pts	Avg
2004-05	19-0	116	6.1	7-29	.241	7-28	.250	0-0	.000	4	0.2	6-0	8	5	0	2	21	1.1
2005-06	30-0	233	7.8	20-50	.400	15-38	.395	3-4	.750	11	0.4	27-0	20	11	0	32	58	1.9
2006-07	27-6	495	18.3	33-94	.351	27-78	.346	13-19	.684	36	1.3	41-0	40	20	0	12	106	3.9
2007-08	35-17	623	17.8	45-138	.326	38-119	.319	23-35	.657	52	1.5	58-0	76	34	3	18	151	4.3
Totals	111-23	1467	13.2	105-311	.338	87-263	.331	39-58	.672	103	0.9	132-0	144	70	3	35	336	3.0

**Robert Hubbs III #3 • G • 6-4 • 207 • Newbern, Tenn. (Dyer County HS)**

Year	GP-GS	Min	Avg	FG-A	Pct	3FG-A	Pct	FT-A	Pct	Rebs	Avg	PF-FO	Ast	TO	Blk	Stl	Pts	Avg
2013-14	12-0	219	18.3	23-75	.307	9-32	.281	5-8	.625	18	1.5	17-0	8	7	4	2	60	5.0
2014-15	32-20	795	24.8	88-215	.409	31-93	.333	24-33	.727	93	2.9	48-0	28	26	4	16	231	7.2
2015-16	30-16	801	26.7	128-283	.452	11-46	.239	51-69	.739	117	3.9	47-1	38	22	1	13	318	10.6
Totals	74-36	1815	24.5	239-573	.417	51-171	.298	80-110	.727	228	3.1	112-1	74	55	9	31	609	8.2

**Michael Hubert #10 • G • 6-2 • 205 • Hendersonville, Tenn. (Hendersonville HS/UT Chattanooga)**

Year	GP-GS	Min	Avg	FG-A	Pct	3FG-A	Pct	FT-A	Pct	Rebs	Avg	PF-FO	Ast	TO	Blk	Stl	Pts	Avg
2008-09	6-0	7	1.2	1-4	.250	1-4	.250	0-0	.000	3	0.5	0-0	1	3	0	0	3	0.5
2009-10	4-0	8	2.0	3-31	.000	3-31	.000	0-0	.000	1	0.3	0-0	1	0	0	1	9	2.3
2010-11	4-0	6	1.7	0-2	.000	0-2	.000	1-2	.500	0	0.0	0-0	0	0	0	1	1	0.3
Totals	14-0	21	1.5	4-9	.444	4-9	.444	1-2	.500	4	0.3	0-0	2	3	0	1	13	0.9

**Jerald Hyatt #22 • G • 6-3 • 190 • Knoxville, Tenn. (Austin-East HS)**

Year	GP-GS	Min	Avg	FG-A	Pct	3FG-A	Pct	FT-A	Pct	Rebs	Avg	PF-FO	Ast	TO	Blk	Stl	Pts	Avg
1981-82	23-0	209	9.1	17-36	.472	--	--	6-10	.600	12	0.5	12-0	12	8	0	19	40	1.7
1982-83	6-0	67	11.2	4-12	.333	--	--	4-7	.571	5	0.8	8-0	3	1	0	3	12	2.0
Totals	29-0	276	9.5	21-48	.438	--	--	10-17	.588	17	0.6	20-0	15	9	0	22	52	1.8

**Andy Ikeakor #34 • F • 6-8 • 270 • Houston, Texas (Westbury Christian HS)**

Year	GP-GS	Min	Avg	FG-A	Pct	3FG-A	Pct	FT-A	Pct	Rebs	Avg	PF-FO	Ast	TO	Blk	Stl	Pts	Avg
2000-01	4-0	8	2.0	1-3	.333	0-0	.000	1-4	.250	2	0.5	1-0	0	2	0	0	3	0.8
2001-02	5-0	17	3.4	1-1	1.00	0-0	.000	1-1	1.00	5	1.0	5-0	2	1	0	0	3	0.6
2002-03	1-0	5	5.0	1-4	.250	0-0	.000	0-0	.000	4	4.0	1-0	1	1	0	0	2	2.0
Totals	10-0	30	3.0	3-8	.375	0-0	.000	2-5	.400	11	1.1	7-0	3	4	0	0	8	0.8

**Cornelius Jackson #32 • G • 6-4 • 185 • Oak Hill, W.Va. (Oak Hill HS)**

Year	GP-GS	Min	Avg	FG-A	Pct	3FG-A	Pct	FT-A	Pct	Rebs	Avg	PF-FO	Ast	TO	Blk	Stl	Pts	Avg
1996-97	27-19	617	22.9	37-140	.264	10-49	.204	14-21	.667	68	2.5	61-0	65	59	2	19	98	3.6

**Justin Jackson #12/#21 • G • 5-11 • 165 • Fredericksburg, Va. (Fredericksburg Academy)**

Year	GP-GS	Min	Avg	FG-A	Pct	3FG-A	Pct	FT-A	Pct	Rebs	Avg	PF-FO	Ast	TO	Blk	Stl	Pts	Avg
2005-06	4-0	5	1.3	0-2	.000	0-0	.000	0-2	.000	3	0.8	0-0	0	0	0	0	0	0.0
2006-07	1-0	2	2.0	0-0	.000	0-0	.000	0-0	.000	0	0.0	1-0	0	0	0	0	0	0.0
2007-08	0-0	0	0.0	0-0	.000	0-0	.000	0-0	.000	0	0.0	0-0	0	0	0	0	0	0.0
2008-09	1-0	1	1.0	0-0	.000	0-0	.000	0-0	.000	0	0.0	0-0	0	0	0	0	0	0.0
Totals	6-0	8	1.3	0-2	.000	0-0	.000	0-2	.000	3	0.5	1-0	0	0	0	0	0	0.0

**Mike Jackson #25 • G • 6-3 • 190 • Nashville, Tenn. (Stratford HS)**

Year	GP-GS	Min	Avg	FG-A	Pct	3FG-A	Pct	FT-A	Pct	Rebs	Avg	PF-FO	Ast	TO	Blk	Stl	Pts	Avg
1973-74	6--	--	--	6-18	.333	--	--	3-6	.500	7	1.2	7-0	0	--	--	--	15	2.5
1974-75	26--	--	--	139-273	.509	--	--	69-84	.821	98	3.8	76-2	42	--	--	--	347	13.3
1975-76	27--	--	--	174-360	.483	--	--	102-132	.773	126	4.7	92-6	62	--	--	--	450	16.7
1976-77	28--	--	--	179-383	.467	--	--	73-86	.849	90	3.2	96-8	81	--	--	--	431	15.4
Totals	87--	--	--	498-1034	.482	--	--	247-308	.802	321	3.7	271-16	185	--	--	--	1243	14.3

**John Jacobs #54 • C • 6-6 • 194 • Columbus, Ohio (University HS)**

Year	GP-GS	Min	Avg	FG-A	Pct	3FG-A	Pct	FT-A	Pct	Rebs	Avg	PF-FO	Ast	TO	Blk	Stl	Pts	Avg
1964-65	11--	--	--	2-11	.182	--	--	0-2	.000	14	1.3	10-0	--	--	--	--	4	0.4
1965-66	5--	--	--	0-3	.000	--	--	1-5	.200	3	0.6	2-0	--	--	--	--	1	0.2
Totals	16--	--	--	2-14	.143	--	--	1-7	.143	17	1.1	12-0	--	--	--	--	5	0.3

**Bill Jarvis #24 • C • 6-8 • 210 • Greensboro, N.C. (Greensboro HS)**

Year	GP-GS	Min	Avg	FG-A	Pct	3FG-A	Pct	FT-A	Pct	Rebs	Avg	PF-FO	Ast	TO	Blk	Stl	Pts	Avg
1951-52	18--	--	--	13-43	.302	--	--	6-16	.375	--	--	31--	--	--	--	--	32	1.8
1952-53	13--	--	--	14-40	.350	--	--	18-33	.545	33	2.5	--	--	--	--	--	46	3.5
1953-54	11--	--	--	8-26	.308	--	--	9-22	.409	32	2.9	11--	--	--	--	--	25	2.3
1954-55	15--	--	--	31-65	.477	--	--	8-16	.500	25	1.7	6--	--	--	--	--	70	4.7
Totals	57--	--	--	66-174	.379	--	--	41-87	.471	90	--	48--	--	--	--	--	173	3.0

**Fred Jenkins #35 • G • 6-4 • 190 • Columbia, Tenn. (Central HS)**

Year	GP-GS	Min	Avg	FG-A	Pct	3FG-A	Pct	FT-A	Pct	Rebs	Avg	PF-FO	Ast	TO	Blk	Stl	Pts	Avg
1983-84	35-28	1012	28.9	137-279	.491	--	--	79-110	.718	113	3.2	67-3	94	92	9	49	353	10.1
1984-85	35-23	1046	29.9	128-267	.479	--	--	99-130	.762	138	3.9	64-1	99	86	2	52	355	10.1
1985-86	16-15	481	30.1	69-139	.496	--	--	29-38	.763	52	3.3	27-1	62	42	3	35	167	10.4
1986-87	24																	

# ALL-TIME PLAYER STATS

## Mike Johanson

#43 • C • 6-9 • 210 • Alliance, Ohio (Alliance HS)

Year	GP-GS	Min	Avg	FG-A	Pct	3FG-A	Pct	FT-A	Pct	Rebs	Avg	PF-FO	Ast	TO	Blk	Stl	Pts	Avg
1982-83	6-0	7	1.2	0-2	0.000	--	--	2-2	1.00	0	0.0	1-0	0	0	0	0	2	0.3
1983-84	4-0	6	1.5	0-1	0.000	--	--	0-1	0.000	2	0.5	1-0	0	0	0	1	0	0.0
1984-85	11-2	59	5.4	9-16	.563	--	--	3-7	.429	11	1.0	5-0	1	1	0	0	21	1.9
1985-86	9-1	22	2.4	1-7	.143	--	--	2-4	.500	2	0.2	0-0	0	2	0	0	4	0.4
Totals	30-3	94	3.1	10-26	.385	--	--	7-14	.500	15	0.5	7-0	1	3	0	1	27	0.9

## Alonzo Johnson

#34 • C • 7-0 • 230 • Marion, Ala. (Francis Marion HS)

Year	GP-GS	Min	Avg	FG-A	Pct	3FG-A	Pct	FT-A	Pct	Rebs	Avg	PF-FO	Ast	TO	Blk	Stl	Pts	Avg
1991-92	31-0	182	5.9	19-39	.487	0-0	0.000	11-22	.500	40	1.3	48-1	3	9	15	1	49	1.6
1992-93	6-0	28	4.7	2-6	.333	0-0	0.000	2-7	.286	13	2.2	4-0	0	1	2	2	6	1.0
Totals	37-0	210	5.7	21-45	.467	0-0	0.000	13-29	.448	53	1.4	52-1	3	10	17	3	55	1.5

## Chuck Johnson

#24 • G • 6-0 • 170 • Knoxville, Tenn. (Farragut HS)

Year	GP-GS	Min	Avg	FG-A	Pct	3FG-A	Pct	FT-A	Pct	Rebs	Avg	PF-FO	Ast	TO	Blk	Stl	Pts	Avg
1983-84	6-0	5	0.8	1-3	.333	--	--	4-4	1.00	1	0.2	0-0	1	0	0	0	6	1.0

## Damon Johnson

#4 • F • 6-4 • 200 • Johnson City, Tenn. (Science Hill HS/Hiwassee College)

Year	GP-GS	Min	Avg	FG-A	Pct	3FG-A	Pct	FT-A	Pct	Rebs	Avg	PF-FO	Ast	TO	Blk	Stl	Pts	Avg
1994-95	27-27	898	33.3	99-255	.388	3-13	.231	64-87	.736	157	5.8	89-5	128	93	4	35	265	9.8
1995-96	28-26	935	33.4	97-236	.411	0-4	0.000	65-96	.677	201	7.2	82-3	71	89	9	35	259	9.3
Totals	55-53	1833	33.3	196-491	.399	3-17	.176	129-183	.705	358	6.5	171-8	199	182	13	70	524	9.5

## Don Johnson

#52 • F • 6-5 • 210 • Benson, Ill. (Roanoke-Benson HS)

Year	GP-GS	Min	Avg	FG-A	Pct	3FG-A	Pct	FT-A	Pct	Rebs	Avg	PF-FO	Ast	TO	Blk	Stl	Pts	Avg
1968-69	28--	--	--	133-295	.451	--	--	56-79	.709	227	8.1	63-0	14	--	--	--	322	11.5
1969-70	25--	--	--	145-346	.419	--	--	59-82	.720	231	9.2	72-2	10	--	--	--	349	14.0
1970-71	28--	--	--	192-398	.482	--	--	141-187	.754	291	10.4	80-3	16	--	--	--	525	18.8
Totals	81--	--	--	470-1039	.452	--	--	256-348	.736	749	9.2	215-5	40	--	--	--	1196	14.8

## Marques Johnson

#3 • G • 6-5 • 205 • Fort Wayne, Ind. (Snider HS)

Year	GP-GS	Min	Avg	FG-A	Pct	3FG-A	Pct	FT-A	Pct	Rebs	Avg	PF-FO	Ast	TO	Blk	Stl	Pts	Avg
2006-07	4-0	45	11.3	2-8	.250	1-3	.333	3-5	.600	2	0.5	8-0	5	6	0	1	8	2.0

## Reggie Johnson

#32 • F • 6-9 • 210 • Ellenwood, Ga. (Cedar Grove HS)

Year	GP-GS	Min	Avg	FG-A	Pct	3FG-A	Pct	FT-A	Pct	Rebs	Avg	PF-FO	Ast	TO	Blk	Stl	Pts	Avg
1976-77	28--	--	--	131-203	.645	--	--	46-61	.754	227	8.1	105-6	17	--	--	--	308	11.0
1977-78	27--	--	--	229-409	.560	--	--	115-166	.693	258	9.6	97-6	36	80	49	12	573	21.2
1978-79	33--	1054	31.9	286-487	.587	--	--	126-170	.741	255	7.7	124-5	28	75	41	25	698	21.2
1979-80	27-27	850	31.5	218-390	.559	--	--	88-116	.759	180	6.7	85-5	29	58	29	23	524	19.4
Totals	115-27	1904	--	864-1489	.580	--	--	375-513	.731	920	8.0	411-22	110	213	119	60	2103	18.3

## Rip Johnson

#23 • G • 6-0 • 165 • Nashville, Tenn. (Glenciff HS/Motlow State CC)

Year	GP-GS	Min	Avg	FG-A	Pct	3FG-A	Pct	FT-A	Pct	Rebs	Avg	PF-FO	Ast	TO	Blk	Stl	Pts	Avg
1979-80	1-0	1	1.0	1-1	1.00	--	--	0-1	0.000	1	1.0	0-0	0	2	0	0	2	2.0
1980-81	6-0	9	1.5	1-3	.333	--	--	2-4	.500	1	0.2	2-0	0	1	1	1	4	0.7
Totals	7-0	10	1.4	2-4	.500	--	--	2-5	.400	2	0.3	2-0	0	3	1	1	6	0.9

## Dick Johnston

#10 • G • 5-8 • 155 • Altoona, Pa. (Altoona HS)

Year	GP-GS	Min	Avg	FG-A	Pct	3FG-A	Pct	FT-A	Pct	Rebs	Avg	PF-FO	Ast	TO	Blk	Stl	Pts	Avg
1968-69	13--	--	--	4-7	.571	--	--	8-9	.889	4	0.3	4-0	4	--	--	--	16	1.2
1969-70	22--	--	--	17-60	.283	--	--	52-68	.765	30	1.4	39-1	33	--	--	--	86	3.9
1970-71	27--	--	--	15-40	.375	--	--	66-79	.835	16	0.6	50-2	65	--	--	--	96	3.6
Totals	62--	--	--	36-107	.336	--	--	126-156	.808	50	0.8	93-3	102	--	--	--	198	3.2

## DaShay Jones

#23 • G • 6-2 • 190 • Sandusky, Ohio (Sandusky HS/Vincennes JC)

Year	GP-GS	Min	Avg	FG-A	Pct	3FG-A	Pct	FT-A	Pct	Rebs	Avg	PF-FO	Ast	TO	Blk	Stl	Pts	Avg
1996-97	19-14	465	24.5	36-99	.364	1-13	.077	39-49	.796	50	2.6	37-0	48	43	0	6	112	5.9
1997-98	7-2	135	19.3	22-42	.524	3-11	.273	7-12	.583	22	3.1	8-0	13	10	0	8	54	7.7
Totals	26-16	600	23.1	58-141	.411	4-24	.167	46-61	.754	72	2.8	45-0	61	53	0	14	166	6.4

## Hugh Jones

#12 • G • 5-11 • 165 • Knoxville, Tenn.

Year	GP-GS	Min	Avg	FG-A	Pct	3FG-A	Pct	FT-A	Pct	Rebs	Avg	PF-FO	Ast	TO	Blk	Stl	Pts	Avg
1947-48	25--	--	--	78-254	.307	--	--	41-61	.672	--	--	62--	--	--	--	--	197	8.6
1948-49	25--	--	--	124-367	.338	--	--	47-71	.662	--	--	85--	--	--	--	--	295	11.8
Totals	48--	--	--	202-621	.325	--	--	88-132	.667	--	--	147--	--	--	--	--	492	10.3

## Rob Jones

#34 • C • 6-7 • 210 • Knoxville, Tenn. (Austin-East HS)

Year	GP-GS	Min	Avg	FG-A	Pct	3FG-A	Pct	FT-A	Pct	Rebs	Avg	PF-FO	Ast	TO	Blk	Stl	Pts	Avg
1982-83	30-0	284	9.5	16-42	.381	--	--	7-17	.412	65	2.2	32-0	4	18	11	11	39	1.3
1983-84	35-30	983	28.1	108-194	.557	--	--	58-92	.630	206	5.9	93-3	14	41	29	29	274	7.8
1984-85	37-37	1348	36.4	181-301	.601	--	--	95-160	.594	317	8.6	112-4	20	57	47	40	457	12.4
1985-86	28-28	987	35.2	127-219	.580	--	--	46-88	.523	216	7.7	58-1	14	38	25	35	300	10.7
Totals	130-95	3602	27.7	432-756	.571	--	--	206-357	.577	804	6.2	295-8	52	154	112	115	1070	8.2

## Michael Joyce

#12 • G • 6-0 • 165 • Memphis, Tenn. (East HS)

Year	GP-GS	Min	Avg	FG-A	Pct	3FG-A	Pct	FT-A	Pct	Rebs	Avg	PF-FO	Ast	TO	Blk	Stl	Pts	Avg
1977-78	2--	--	--	0-2	0.000	--	--	1-2	.500	0	0.0	0-0	0	0	0	0	1	0.5
1978-79	1--	1	1.0	0-0	0.000	--	--	0-0	0.000	0	0.0	0-0	0	0	0	0	0	0.0
Totals	3--	1	--	0-2	0.000	--	--	1-2	.500	0	0.0	0-0	0	0	0	0	1	0.3

## Tim Joyce

#44 • F • 6-5 • 198 • Youngstown, Ohio (Ursuline HS)

Year	GP-GS	Min	Avg	FG-A	Pct	3FG-A	Pct	FT-A	Pct	Rebs	Avg	PF-FO	Ast	TO	Blk	Stl	Pts	Avg
1974-75	18--	--	--	22-56	.393	--	--	4-8	.500	33	1.8	23-1	6	--	--	--	48	2.7

## Bill Justus

#42 • G • 6-1 • 175 • Knoxville, Tenn. (Fulton HS)

Year	GP-GS	Min	Avg	FG-A	Pct	3FG-A	Pct	FT-A	Pct	Rebs	Avg	PF-FO	Ast	TO	Blk	Stl	Pts	Avg
1966-67	28--	--	--	113-242	.467	--	--	88-109	.807	129	4.6	49-0	--	--	--	--	314	11.2
1967-68	26--	--</																



**Ray Kasongo #2 • F • 6-8 • 245 • Toronto, Ontario (College of Southern Idaho)**

Year	GP-GS	Min	Avg	FG-A	Pct	3FG-A	Pct	FT-A	Pct	Rebs	Avg	PF-FO	Ast	TO	Blk	Stl	Pts	Avg
2015-16	22-0	120	5.5	12-23	.522	0-0	0.000	7-11	.636	32	1.5	26-0	1	6	7	1	31	14

**Rick Keebler #12 • G • 6-3 • 198 • Pittsburgh, Pa. (So. Hills Catholic HS)**

Year	GP-GS	Min	Avg	FG-A	Pct	3FG-A	Pct	FT-A	Pct	Rebs	Avg	PF-FO	Ast	TO	Blk	Stl	Pts	Avg
1963-64	13--	--	--	5-12	.417	--	--	5-10	.500	16	1.2	7-0	--	--	--	--	15	1.2
1965-66	21--	--	--	13-37	.351	--	--	12-16	.750	17	0.8	24-0	--	--	--	--	38	1.8
Totals	34--	--	--	18-49	.367	--	--	17-26	.654	33	1.0	31-0	--	--	--	--	53	1.6

**Bert Keenan #16 • F • 6-1 • 175 • Fort Wayne, Ind.**

Year	GP-GS	Min	Avg	FG-A	Pct	3FG-A	Pct	FT-A	Pct	Rebs	Avg	PF-FO	Ast	TO	Blk	Stl	Pts	Avg
1948-49	23--	--	--	45-159	.283	--	--	32-53	.604	--	--	67--	--	--	--	--	122	5.3
1950-51	22--	--	--	74-228	.325	--	--	55-80	.688	--	--	52--	--	--	--	--	203	9.2
Totals	45--	--	--	119-387	.307	--	--	87-133	.654	--	--	119--	--	--	--	--	325	7.2

**Earl Keister #18 • F • 6-0 • 165 • Greensboro, N.C.**

Year	GP-GS	Min	Avg	FG-A	Pct	3FG-A	Pct	FT-A	Pct	Rebs	Avg	PF-FO	Ast	TO	Blk	Stl	Pts	Avg
1948-49	6--	--	--	3-10	.300	--	--	2-4	.500	--	--	2--	--	--	--	--	8	1.3

**Dick Kellar #25 • F • 6-4 • 180 • Kokomo, Ind. (Kokomo HS)**

Year	GP-GS	Min	Avg	FG-A	Pct	3FG-A	Pct	FT-A	Pct	Rebs	Avg	PF-FO	Ast	TO	Blk	Stl	Pts	Avg
1954-55	22--	--	--	47-126	.373	--	--	36-67	.537	141	6.4	40--	--	--	--	--	130	5.9
1956-57	22--	--	--	87-196	.444	--	--	92-129	.713	209	9.5	58--	--	--	--	--	266	12.1
Totals	44--	--	--	134-322	.416	--	--	128-196	.653	350	8.0	98--	--	--	--	--	396	9.0

**Ray Kempf #24 • C • 6-5 • 215 • Levittown, Pa. (Pennsbury HS)**

Year	GP-GS	Min	Avg	FG-A	Pct	3FG-A	Pct	FT-A	Pct	Rebs	Avg	PF-FO	Ast	TO	Blk	Stl	Pts	Avg
1961-62	10--	--	--	10-20	.500	--	--	22-38	.579	29	2.9	20-2	--	--	--	--	42	4.2

**Chris Kesler #12 • G • 5-10 • 170 • Augusta, Ga. (Richmond Academy)**

Year	GP-GS	Min	Avg	FG-A	Pct	3FG-A	Pct	FT-A	Pct	Rebs	Avg	PF-FO	Ast	TO	Blk	Stl	Pts	Avg
1987-88	3-0	6	2.0	1-3	.333	0-0	0.000	0-2	0.000	3	1.0	2-0	1	0	0	1	2	0.7

**Ryan Kilmartin #21 • G • 6-5 • 210 • Charlotte, N.C. (Appalachian State University)**

Year	GP-GS	Min	Avg	FG-A	Pct	3FG-A	Pct	FT-A	Pct	Rebs	Avg	PF-FO	Ast	TO	Blk	Stl	Pts	Avg
2011-12	3-0	3	1.0	1-11	.000	1-11	0.000	0-0	0.000	0	0.0	1-0	0	0	0	0	3	1.0

**Rudy Kinard #32 • G • 5-11 • 165 • Atlanta, Ga. (Druid Hills HS)**

Year	GP-GS	Min	Avg	FG-A	Pct	3FG-A	Pct	FT-A	Pct	Rebs	Avg	PF-FO	Ast	TO	Blk	Stl	Pts	Avg
1968-69	24--	--	--	45-102	.441	--	--	18-19	.947	33	1.4	25-0	8	--	--	--	108	4.5
1969-70	18--	--	--	67-178	.376	--	--	12-19	.632	36	2.0	27-0	25	--	--	--	146	8.1
Totals	42--	--	--	112-280	.400	--	--	30-38	.789	69	1.6	52-0	33	--	--	--	254	6.0

**Bernard King #53 • F • 6-7 • 205 • Brooklyn, N.Y. (Fort Hamilton HS)**

Year	GP-GS	Min	Avg	FG-A	Pct	3FG-A	Pct	FT-A	Pct	Rebs	Avg	PF-FO	Ast	TO	Blk	Stl	Pts	Avg
1974-75	25--	--	--	273-439	.622	--	--	115-147	.782	308	12.3	97-7	39	--	--	--	661	26.4
1975-76	25--	--	--	260-454	.573	--	--	109-163	.669	325	13.0	87-4	40	--	--	--	629	25.2
1976-77	26--	--	--	278-481	.578	--	--	116-163	.712	371	14.3	95-3	82	--	--	--	672	25.8
Totals	76--	--	--	811-1374	.590	--	--	340-473	.719	1004	13.2	279-14	161	--	--	--	1962	25.8

**Hank Kinzel #23 • C • 6-6 • 215 • Roanoke, Va.**

Year	GP-GS	Min	Avg	FG-A	Pct	3FG-A	Pct	FT-A	Pct	Rebs	Avg	PF-FO	Ast	TO	Blk	Stl	Pts	Avg
1947-48	24--	--	--	20-68	.294	--	--	13-25	.520	--	--	41--	--	--	--	--	53	2.2
1948-49	22--	--	--	21-68	.309	--	--	19-26	.731	--	--	61--	--	--	--	--	61	2.8
1950-51	20--	--	--	21-60	.350	--	--	14-26	.538	--	--	46--	--	--	--	--	56	2.8
Totals	66--	--	--	62-196	.316	--	--	46-77	.597	--	--	148--	--	--	--	--	170	2.6

**Chris Klaehn #24 • G • 5-10 • 180 • Knoxville, Tenn. (Gibbs HS)**

Year	GP-GS	Min	Avg	FG-A	Pct	3FG-A	Pct	FT-A	Pct	Rebs	Avg	PF-FO	Ast	TO	Blk	Stl	Pts	Avg
1990-91	9-0	11	1.2	0-0	0.000	0-0	0.000	1-2	.500	1	0.1	1-0	1	3	2	0	2	1.0
1991-92	9-0	10	1.1	0-2	0.000	0-0	0.000	2-2	1.000	1	0.1	1-0	1	1	0	0	2	0.2
1992-93	5-0	28	5.6	0-4	0.000	0-3	0.000	2-2	1.000	1	0.2	0-0	0	1	2	2	2	0.4
Totals	23-0	49	2.1	0-6	0.000	0-3	0.000	5-6	.833	3	0.1	2-0	4	4	2	4	5	0.2

**Len Kosmalski #55 • C • 7-0 • 245 • Maple Heights, Ohio (Maple Heights HS)**

Year	GP-GS	Min	Avg	FG-A	Pct	3FG-A	Pct	FT-A	Pct	Rebs	Avg	PF-FO	Ast	TO	Blk	Stl	Pts	Avg
1971-72	25--	--	--	191-365	.523	--	--	106-140	.757	210	8.4	74-3	10	--	--	--	488	19.5
1972-73	17--	--	--	119-238	.500	--	--	51-70	.729	110	6.5	32-0	8	--	--	--	289	17.0
1973-74	26--	--	--	176-324	.543	--	--	73-109	.670	254	9.8	76-3	14	--	--	--	425	16.3
Totals	68--	--	--	486-927	.524	--	--	230-319	.721	574	8.4	182-6	32	--	--	--	1202	17.7

**Carl Langschmidt #14 • F • 6-3 • 178 • Memphis, Tenn.**

Year	GP-GS	Min	Avg	FG-A	Pct	3FG-A	Pct	FT-A	Pct	Rebs	Avg	PF-FO	Ast	TO	Blk	Stl	Pts	Avg
1951-52	5--	--	--	1-3	.333	--	--	1-3	.333	--	--	5--	--	--	--	--	3	0.6
1952-53	8--	--	--	2-9	.222	--	--	4-9	.444	13	1.6	--	--	--	--	--	8	1.0
Totals	13--	--	--	3-12	.250	--	--	5-12	.417	13	--	5--	--	--	--	--	11	0.8

**Rashard Lee #3 • F • 6-6 • 205 • Durham, N.C. (Hillside HS)**

Year	GP-GS	Min	Avg	FG-A	Pct	3FG-A	Pct	FT-A	Pct	Rebs	Avg	PF-FO	Ast	TO	Blk	Stl	Pts	Avg
1995-96	28-0	297	10.6	23-69	.333	10-32	.313	13-24	.542	62	2.2	46-3	24	24	10	5	69	2.5
1996-97	26-10	433	16.7	46-108	.426	0-2	0.000	11-20	.550	99	3.8	51-0	30	37	14	14	103	4.0
1997-98	29-19	660	22.8	114-277	.412	33-79	.418	38-67	.567	154	5.3	58-1	45	42	5	26	299	10.3
1998-99	30-2	482	16.1	72-175	.411	25-81	.309	42-62	.677	103	3.4	43-0	22	42	12	26	211	7.0
Totals	113-31	1872	16.6	255-629	.405	68-194	.351	104-173	.601	418	3.7	198-4	121	145	41	71	682	6.0

# ALL-TIME PLAYER STATS

**Elvin Little #23 • G • 6-0 • 188 • Princeton, W.Va.**

Year	GP-GS	Min	Avg	FG-A	Pct	3FG-A	Pct	FT-A	Pct	Rebs	Avg	PF-FO	Ast	TO	Blk	Stl	Pts	Avg
1950-51	17--	--	--	10-57	.175	--	--	14-19	.737	--	--	19--	--	--	--	--	34	2.0
1951-52	15--	--	--	12-54	.222	--	--	11-14	.786	--	--	19--	--	--	--	--	35	2.3
1952-53	19--	--	--	39-112	.348	--	--	25-33	.758	49	2.6	--	--	--	--	--	103	5.4
Totals	51--	--	--	61-223	.274	--	--	50-66	.758	49	--	38--	--	--	--	--	172	3.4

**Ed Littleton #12 • G • 6-2 • 160 • Paris, Tenn. (Henry County HS)**

Year	GP-GS	Min	Avg	FG-A	Pct	3FG-A	Pct	FT-A	Pct	Rebs	Avg	PF-FO	Ast	TO	Blk	Stl	Pts	Avg
1980-81	11-4	33.0	11.4	41-84	.488	--	--	7-10	.700	22	0.8	50-1	48	36	6	15	89	3.1
1981-82	5-4	11.2	22.4	12-24	.500	--	--	2-3	.667	8	1.6	6-0	13	4	1	7	26	5.2
1982-83	12-0	19.8	16.5	15-36	.417	--	--	5-6	.833	14	1.2	12-0	17	14	0	9	35	2.9
Totals	46-31	64.0	13.9	68-144	.472	--	--	14-19	.737	44	1.0	68-1	78	54	7	31	150	3.3

**Ian Lockhart #51 • C • 6-8 • 250 • Nassau, Bahamas (Nassau Christian Academy)**

Year	GP-GS	Min	Avg	FG-A	Pct	3FG-A	Pct	FT-A	Pct	Rebs	Avg	PF-FO	Ast	TO	Blk	Stl	Pts	Avg
1986-87	21-0	17.0	8.1	13-28	.464	0-0	.000	10-20	.500	50	2.4	26-0	1	7	1	5	36	1.7
1987-88	29-0	41.4	14.3	77-136	.566	0-0	.000	42-67	.627	121	4.2	64-1	5	19	11	14	196	6.8
1988-89	30-5	59.6	19.9	102-207	.493	0-0	.000	41-63	.651	164	5.5	79-2	14	51	7	38	245	8.2
1989-90	30-29	93.1	31.0	151-287	.526	0-0	.000	91-141	.645	327	10.9	106-2	37	65	20	64	393	13.1
Totals	110-34	211.1	19.2	343-658	.521	0-0	.000	184-291	.632	662	6.0	275-5	57	142	39	121	870	7.9

**Chris Lofton #5 • G • 6-2 • 197 • Maysville, Ky. (Mason County HS)**

Year	GP-GS	Min	Avg	FG-A	Pct	3FG-A	Pct	FT-A	Pct	Rebs	Avg	PF-FO	Ast	TO	Blk	Stl	Pts	Avg
2004-05	31-31	91.4	29.5	141-293	.481	93-200	.465	35-41	.854	111	3.6	36-0	46	32	2	40	410	13.2
2005-06	30-30	95.7	31.9	174-373	.466	114-261	.437	55-60	.917	106	3.5	55-0	56	36	3	60	517	17.2
2006-07	31-31	91.7	29.6	205-428	.479	106-253	.419	129-159	.811	95	3.1	49-1	54	51	4	45	645	20.8
2007-08	36-36	107.1	29.8	170-426	.399	118-307	.384	101-120	.842	115	3.2	56-0	64	49	3	48	559	15.5
Totals	128-128	385.9	30.1	690-1520	.454	431-1021	.422	320-380	.842	427	3.3	196-1	220	168	12	193	2151	16.6

**Brandon Lopez #24 • G • 6-1 • 180 • Knoxville, Tenn. (Austin-East HS)**

Year	GP-GS	Min	Avg	FG-A	Pct	3FG-A	Pct	FT-A	Pct	Rebs	Avg	PF-FO	Ast	TO	Blk	Stl	Pts	Avg
2011-12	7-0	10	1.4	0-0	.000	0-0	.000	1	0.1	0	0.0	0	0	0	0	0	0	0.0
2012-13	17-0	9.8	5.8	2-10	.200	0-0	.000	1-3	.333	11	0.6	9-0	8	9	0	3	5	0.3
2013-14	7-0	13	1.9	0-0	.000	0-0	.000	1	0.1	0	0.0	0	1	0	0	0	0	0.0
Totals	31-0	121	3.9	2-10	.200	0-0	.000	1-3	.333	13	0.4	9-0	8	10	0	3	5	0.2

**Anthony Love #34 • F • 6-6 • 195 • Memphis, Tenn. (Northside HS)**

Year	GP-GS	Min	Avg	FG-A	Pct	3FG-A	Pct	FT-A	Pct	Rebs	Avg	PF-FO	Ast	TO	Blk	Stl	Pts	Avg
1979-80	11-0	9.2	8.4	7-18	.389	--	--	4-5	.800	11	1.0	8-0	2	5	0	5	18	1.6
1980-81	23-3	29.6	12.9	18-51	.353	--	--	3-10	.300	35	1.5	23-0	14	13	0	8	39	1.7
Totals	34-3	38.8	11.4	25-69	.362	--	--	7-15	.467	46	1.4	31-0	16	18	0	13	57	1.7

**Bill Lovelace #12 • G • 6-1 • 177 • Knoxville, Tenn. (Central HS)**

Year	GP-GS	Min	Avg	FG-A	Pct	3FG-A	Pct	FT-A	Pct	Rebs	Avg	PF-FO	Ast	TO	Blk	Stl	Pts	Avg
1952-53	21--	--	--	46-116	.397	--	--	38-52	.731	66	3.1	--	--	--	--	--	130	6.2
1953-54	22--	--	--	60-181	.331	--	--	35-57	.614	76	3.5	76--	--	--	--	--	155	7.0
1954-55	22--	--	--	64-175	.366	--	--	24-48	.500	74	3.4	62--	--	--	--	--	152	6.9
Totals	65--	--	--	170-472	.360	--	--	97-157	.618	216	3.3	138--	--	--	--	--	437	6.7

**Bob Lowrie #44 • G • 6-0 • 165 • Cleveland Heights, Ohio (Cathedral HS)**

Year	GP-GS	Min	Avg	FG-A	Pct	3FG-A	Pct	FT-A	Pct	Rebs	Avg	PF-FO	Ast	TO	Blk	Stl	Pts	Avg
1977-78	8--	--	--	8-27	.296	--	--	6-9	.667	12	1.5	7-0	31	15	0	6	22	2.8

**Butch Lowery #14 • G • 5-10 • 158 • Knoxville, Tenn. (West HS)**

Year	GP-GS	Min	Avg	FG-A	Pct	3FG-A	Pct	FT-A	Pct	Rebs	Avg	PF-FO	Ast	TO	Blk	Stl	Pts	Avg
1957-58	20--	--	--	30-90	.333	--	--	19-42	.452	15	0.8	21--	--	--	--	--	79	4.0

**Yemi Makanjuola #0 • C • 6-9 • 250 • Lagos, Nigeria (Word of God [N.C.] Christian Academy)**

Year	GP-GS	Min	Avg	FG-A	Pct	3FG-A	Pct	FT-A	Pct	Rebs	Avg	PF-FO	Ast	TO	Blk	Stl	Pts	Avg
2011-12	28-1	28.1	8.3	26-44	.591	0-0	.000	12-22	.545	78	2.8	45-1	3	9	12	5	64	2.3
2012-13	29-0	22.5	7.8	16-42	.381	0-0	.000	15-23	.652	69	2.4	48-1	4	14	8	2	47	1.6
Totals	57-1	45.7	8.0	42-86	.488	0-0	.000	27-45	.600	147	2.6	93-2	7	23	20	7	111	1.9

**Larry Mansfield #52 • C • 6-8 • 215 • Memphis, Tenn. (Frayser HS)**

Year	GP-GS	Min	Avg	FG-A	Pct	3FG-A	Pct	FT-A	Pct	Rebs	Avg	PF-FO	Ast	TO	Blk	Stl	Pts	Avg
1967-68	26--	--	--	45-95	.474	--	--	27-65	.415	143	5.5	75-2	--	--	--	--	117	4.5

**John Martin #15 • F • 6-4 • 185 • Watseka, Ill. (Commercial HS)**

Year	GP-GS	Min	Avg	FG-A	Pct	3FG-A	Pct	FT-A	Pct	Rebs	Avg	PF-FO	Ast	TO	Blk	Stl	Pts	Avg
1959-60	14--	--	--	36-98	.367	--	--	26-38	.684	67	4.8	24-0	--	--	--	--	98	7.0
1960-61	25--	--	--	59-152	.388	--	--	36-51	.706	78	3.1	53-1	--	--	--	--	154	6.2
1961-62	16--	--	--	22-50	.440	--	--	12-14	.857	35	2.2	23-1	--	--	--	--	56	3.5
Totals	55--	--	--	117-300	.390	--	--	74-103	.718	180	3.3	100-2	--	--	--	--	308	5.6

**Darren Mathey**

Year	GP-GS	Min	Avg	FG-A	Pct	3FG-A	Pct	FT-A	Pct	Rebs	Avg	PF-FO	Ast	TO	Blk	Stl	Pts	Avg
1994-95	1-0	1	1.0	0-0	.000	0-0	.000	0-0	.000	0	0.0	0-0	1	0	0	0	0	0.0

**Jeronne Maymon #34 • F • 6-8 • 260 • Madison, Wis. (Madison Memorial HS/Marquette)**

Year	GP-GS	Min	Avg	FG-A	Pct	3FG-A	Pct	FT-A	Pct	Rebs	Avg	PF-FO	Ast	TO	Blk	Stl	Pts	Avg
2010-11	14-0	12.7	9.1	16-34	.471	0-0	.000	5-20	.250	39	2.8	18-0	3	14	0	2	37	2.6
2011-12	33-32	92.7	28.1	149-267	.558	0-5	.000	121-184	.658	267	8.1	93-4	39	82	10	32	419	12.7
2012-13	--	--	--	--	--	--	--	Redshirt	--	--	--	--	--	--	--	--	--	--
2013-14	37-36	104.7	28.3	128-240	.533	0-1	.000	104-152	.684	300	8.1	100-5	39	64	15	25	360	9.7
Totals	84-68	210.1	25.0	293-541	.542	0-8	.000	230-356	.646	606	7.2	211-9	81	160	25	59	816	9.7



**Bobby Maze #3 • G • 6-3 • 195 • Suitland, Md. (University of Oklahoma/Hutchinson CC)**

Year	GP-GS	Min	Avg	FG-A	Pct	3FG-A	Pct	FT-A	Pct	Rebs	Avg	PF-FO	Ast	TO	Blk	Stl	Pts	Avg
2008-09	34-28	852	25.1	100-235	.426	29-91	.319	50-72	.694	83	2.4	64-1	109	54	5	34	279	8.2
2009-10	37-36	922	24.9	122-302	.404	27-107	.252	78-94	.830	89	2.4	59-1	118	52	4	28	349	9.4
Totals	71-64	1774	25.0	222-537	.413	56-198	.283	128-166	.771	172	2.4	123-2	227	106	9	62	628	8.8

**Skylar McBee #13 • G • 6-3 • 195 • Urdettes, Tenn. (Grainger HS)**

Year	GP-GS	Min	Avg	FG-A	Pct	3FG-A	Pct	FT-A	Pct	Rebs	Avg	PF-FO	Ast	TO	Blk	Stl	Pts	Avg
2009-10	33-0	431	13.1	32-99	.323	25-80	.313	24-27	.889	38	1.2	53-0	18	16	0	18	113	3.4
2010-11	31-0	392	12.6	28-84	.333	22-68	.324	15-17	.882	31	1.0	43-0	18	15	1	23	93	3.0
2011-12	34-12	760	22.4	67-180	.372	63-161	.391	26-31	.839	44	1.3	57-1	25	25	1	22	223	6.6
2012-13	33-16	826	25.0	55-174	.316	51-156	.327	21-25	.840	40	1.2	60-1	17	14	0	11	182	5.5
Totals	131-28	2409	18.4	182-537	.339	161-465	.346	86-100	.860	153	1.2	213-2	78	70	2	74	611	4.7

**Seth McDonald #25 • F • 6-9 • 205 • Tullahoma, Tenn. (Tullahoma HS)**

Year	GP-GS	Min	Avg	FG-A	Pct	3FG-A	Pct	FT-A	Pct	Rebs	Avg	PF-FO	Ast	TO	Blk	Stl	Pts	Avg
1979-80	5-0	17	3.4	1-4	.250	--	--	2-5	.400	5	1.0	1-0	0	2	0	2	4	0.8
1981-82	7-0	29	4.1	4-7	.571	--	--	2-4	.500	5	0.7	4-0	2	5	0	1	10	1.4
1982-83	9-0	21	2.3	0-3	.000	--	--	0-0	.000	7	0.8	1-0	0	1	0	0	0	0.0
1983-84	11-0	50	4.5	4-7	.571	--	--	2-8	.250	11	1.0	6-0	3	5	0	0	10	0.9
Totals	32-0	117	3.7	9-21	.429	--	--	6-17	.353	28	0.9	12-0	5	13	0	3	24	0.8

**Scooter McFadgon #2 • G • 6-5 • 205 • Memphis, Tenn. (Raleigh-Egypt HS/Univ. of Memphis)**

Year	GP-GS	Min	Avg	FG-A	Pct	3FG-A	Pct	FT-A	Pct	Rebs	Avg	PF-FO	Ast	TO	Blk	Stl	Pts	Avg
2003-04	28-27	877	31.3	147-373	.394	65-171	.380	134-147	.912	123	4.4	50-0	56	65	0	16	493	17.6
2004-05	26-25	785	30.2	125-319	.392	45-135	.333	77-93	.828	105	4.0	44-0	49	45	6	18	372	14.3
Totals	54-52	1662	30.8	272-692	.393	110-306	.359	211-240	.879	228	4.2	94-0	105	110	6	34	865	16.0

**Jabari McGhee #21 • F • 6-8 • 210 • Albany, Ga. (Hargrave Military Academy [Va.])**

Year	GP-GS	Min	Avg	FG-A	Pct	3FG-A	Pct	FT-A	Pct	Rebs	Avg	PF-FO	Ast	TO	Blk	Stl	Pts	Avg
2014-15	8-2	103	12.9	14-20	.700	0-0	.000	7-17	.412	30	3.8	24-3	0	3	1	3	35	4.4
2015-16	6-0	65	10.8	9-17	.529	0-0	.000	5-6	.833	19	3.2	17-0	0	1	3	4	23	3.8
Totals	14-2	168	12.0	23-37	.622	0-0	.000	12-23	.522	49	3.5	41-3	0	4	4	7	58	4.1

**Larry McIntosh #42 • G • 6-1 • 185 • Franklin, Ohio (Carlisle HS)**

Year	GP-GS	Min	Avg	FG-A	Pct	3FG-A	Pct	FT-A	Pct	Rebs	Avg	PF-FO	Ast	TO	Blk	Stl	Pts	Avg
1963-64	24--	--	--	68-166	.410	--	--	44-64	.688	76	3.2	57-2	--	--	--	--	180	7.5
1964-65	25--	--	--	97-230	.422	--	--	110-142	.775	101	4.0	63-1	--	--	--	--	304	12.2
1965-66	26--	--	--	79-222	.356	--	--	72-99	.727	104	4.0	49-1	--	--	--	--	230	8.8
Totals	75--	--	--	244-618	.395	--	--	226-305	.741	281	3.7	169-4	--	--	--	--	714	9.5

**Barry McKinnon #11 • G • 5-9 • 150 • Knoxville, Tenn. (Knoxville HS)**

Year	GP-GS	Min	Avg	FG-A	Pct	3FG-A	Pct	FT-A	Pct	Rebs	Avg	PF-FO	Ast	TO	Blk	Stl	Pts	Avg
1952-53	4--	--	--	3-9	.333	--	--	5-5	1.00	2	0.5	--	--	--	--	--	11	2.8
1953-54	14--	--	--	5-15	.333	--	--	7-14	.500	12	0.9	6--	--	--	--	--	17	1.2
Totals	18--	--	--	8-24	.333	--	--	12-19	.632	14	0.8	6--	--	--	--	--	28	1.6

**Jordan McRae #1/#52 • G • 6-6 • 185 • Midway, Ga. (Liberty County HS)**

Year	GP-GS	Min	Avg	FG-A	Pct	3FG-A	Pct	FT-A	Pct	Rebs	Avg	PF-FO	Ast	TO	Blk	Stl	Pts	Avg
2010-11	10-0	53	5.3	6-19	.316	1-9	.111	5-11	.455	8	0.8	5-0	0	5	4	2	18	1.8
2011-12	34-15	738	21.7	97-257	.377	39-119	.328	60-79	.759	99	2.9	58-2	52	50	26	20	293	8.6
2012-13	33-22	1108	33.6	170-402	.423	60-169	.355	118-153	.771	136	4.1	77-4	66	93	29	26	518	15.7
2015-14	37-37	1191	32.2	223-512	.436	79-225	.351	167-212	.788	128	3.5	78-1	91	77	38	25	692	18.7
Totals	114-74	3090	27.1	496-1190	.417	179-522	.343	350-455	.769	371	3.3	218-7	209	225	97	73	1521	13.3

**James Meriweather #21 • G • 6-3 • 185 • Baxley, Ga. (Appling County HS)**

Year	GP-GS	Min	Avg	FG-A	Pct	3FG-A	Pct	FT-A	Pct	Rebs	Avg	PF-FO	Ast	TO	Blk	Stl	Pts	Avg
1977-78	20--	--	--	11-31	.355	--	--	5-7	.714	12	0.6	20-0	4	9	1	0	27	1.4
1978-79	7--	19	2.7	3-10	.300	--	--	4-7	.571	6	0.9	1-0	2	5	0	2	10	1.4
Totals	27--	19	--	14-41	.341	--	--	9-14	.643	18	0.7	21-0	6	14	1	2	37	1.4

**Dwight Miller #25 • G • 6-8 • 245 • Nassau, Bahamas (St. Pius X HS/Pittsburgh/Midland [Texas] College)**

Year	GP-GS	Min	Avg	FG-A	Pct	3FG-A	Pct	FT-A	Pct	Rebs	Avg	PF-FO	Ast	TO	Blk	Stl	Pts	Avg
2011-12	23-0	161	7.0	25-49	.510	4-8	.500	2-8	.250	35	1.5	20-0	1	4	14	5	56	2.4
2012-13	--	--	--	--	--	--	--	--	--	--	--	--	--	--	--	--	--	--
Totals	23-0	161	7.0	25-49	.510	4-8	.500	2-8	.250	35	1.5	20-0	1	4	14	5	56	2.4

**Lionel Miller #22 • G • 6-5 • 200 • Newport News, Va. (Ferguson HS)**

Year	GP-GS	Min	Avg	FG-A	Pct	3FG-A	Pct	FT-A	Pct	Rebs	Avg	PF-FO	Ast	TO	Blk	Stl	Pts	Avg
1984-85	11-0	35	3.2	5-18	.278	--	--	2-2	1.00	6	0.5	5-0	6	3	1	2	12	1.1

**William Mills #41 • F • 6-6 • 195 • Millen, Ga. (Jenkins County HS)**

Year	GP-GS	Min	Avg	FG-A	Pct	3FG-A	Pct	FT-A	Pct	Rebs	Avg	PF-FO	Ast	TO	Blk	Stl	Pts	Avg
1982-83	10-0	56	5.6	7-20	.350	--	--	4-4	1.00	6	0.6	13-0	1	5	0	1	18	1.8

**Daryl Milson #32 • F • 6-6 • 205 • Savannah, Ga. (Savannah HS)**

Year	GP-GS	Min	Avg	FG-A	Pct	3FG-A	Pct	FT-A	Pct	Rebs	Avg	PF-FO	Ast	TO	Blk	Stl	Pts	Avg
1990-91	34-7	430	12.6	50-95	.526	1-1	.000	20-31	.645	90	2.6	46-0	21	28	3	22	121	3.6
1991-92	12-3	142	11.8	23-44	.523	0-1	.000	2-6	.333	37	3.1	20-0	8	11	3	6	48	4.0
1992-93	9-0	44	4.9	7-12	.583	0-0	.000	3-6	.500	10	1.1	3-0	5	6	0	3	17	1.9
Totals	55-10	616	11.2	80-151	.530	1-2	.500	25-43	.581	137	2.5	69-0	34	45	6	31	186	3.4

**David Mitchell #12 • G • 6-0 • 175 • Coeburn, Va. (Coeburn HS)**

Year	GP-GS	Min	Avg	FG-A	Pct	3FG-A	Pct	FT-A	Pct	Rebs	Avg	PF-FO	Ast	TO	Blk	Stl	Pts	Avg
1973-74	1--	--	--	1-2	.500	--	--	0-0	.000	0	0.0	0-0	0	--	--	--	2	2.0

**Gil Monroe #44 • F • 6-2 • 178 • Dayton, Ohio (Colonel White HS)**

Year	GP-GS	Min	Avg	FG-A	Pct	3FG-A	Pct	FT-A	Pct	Rebs	Avg	PF-FO	Ast	TO	Blk	Stl	Pts	Avg
1963-64	10--	--	--	6-10	.600													



# ALL-TIME PLAYER STATS

## Ed "Britches" Montgomery

#12 • G • 5-11 • 150 • Knoxville, Tenn.

Year	GP-GS	Min	Avg	FG-A	Pct	3FG-A	Pct	FT-A	Pct	Rebs	Avg	PF-FO	Ast	TO	Blk	Stl	Pts	Avg
1947-48	25--	--	--	77-303	.254	--	--	59-96	.615	--	--	70--	--	--	--	--	213	8.5
1948-49	26--	--	--	108-414	.261	--	--	80-128	.625	--	--	90--	--	--	--	--	296	11.4
Totals	51--	--	--	185-717	.258	--	--	139-224	.621	--	--	160--	--	--	--	--	509	10.0

## Dan Moody

#33 • F • 6-5 • 185 • Blountville, Tenn. (Sullivan Central HS)

Year	GP-GS	Min	Avg	FG-A	Pct	3FG-A	Pct	FT-A	Pct	Rebs	Avg	PF-FO	Ast	TO	Blk	Stl	Pts	Avg
1972-73	3--	--	--	2-3	.667	--	--	0-0	.000	6	2.0	3-0	0	--	--	--	4	1.3

## Armani Moore

#4 • G/F • 6-4 • 217 • Kennesaw, Ga. (Mt. Paran Christian School)

Year	GP-GS	Min	Avg	FG-A	Pct	3FG-A	Pct	FT-A	Pct	Rebs	Avg	PF-FO	Ast	TO	Blk	Stl	Pts	Avg
2012-13	30-16	397	13.2	30-80	.375	4-15	.267	8-16	.500	77	2.6	48-1	20	31	18	17	72	2.4
2013-14	33-0	426	12.9	39-83	.470	7-26	.269	17-29	.586	73	2.2	46-0	22	9	20	15	102	3.1
2014-15	32-32	989	30.9	125-281	.445	6-33	.182	74-120	.617	216	6.8	91-2	69	74	39	46	330	10.3
2015-16	33-33	1080	32.7	149-360	.414	18-57	.316	87-154	.565	251	7.6	91-1	134	85	54	39	403	12.2
Totals	128-81	2892	22.6	343-804	.427	35-131	.267	186-319	.583	617	4.8	276-4	245	199	131	117	907	7.1

## Don Moore

#21 • F • 6-4 • 205 • Virginia Beach, Va. (Green Run HS)

Year	GP-GS	Min	Avg	FG-A	Pct	3FG-A	Pct	FT-A	Pct	Rebs	Avg	PF-FO	Ast	TO	Blk	Stl	Pts	Avg
1990-91	12-0	15	1.3	2-2	1.00	0-0	.000	0-0	.000	4	0.3	2-0	0	3	1	4	4	0.3

## Jason Moore

#22 • G • 6-2 • 180 • Franklin, Tenn (Franklin HS)

Year	GP-GS	Min	Avg	FG-A	Pct	3FG-A	Pct	FT-A	Pct	Rebs	Avg	PF-FO	Ast	TO	Blk	Stl	Pts	Avg
1994-95	19-0	181	9.5	9-28	.321	8-23	.348	1-2	.500	10	0.5	15-0	8	13	0	2	27	1.4

## Scott Moore

#33 • C • 6-11 • 255 • Carthage, Tenn. (Smith County HS)

Year	GP-GS	Min	Avg	FG-A	Pct	3FG-A	Pct	FT-A	Pct	Rebs	Avg	PF-FO	Ast	TO	Blk	Stl	Pts	Avg
1995-96	23-1	200	8.7	12-33	.364	0-0	.000	3-11	.273	30	1.3	20-0	3	15	14	1	27	1.2
1996-97	19-0	119	6.3	5-12	.417	0-0	.000	0-3	.000	18	0.9	12-0	0	15	2	1	10	0.5
1997-98	21-1	129	6.1	7-15	.467	0-0	.000	1-7	.143	26	1.2	3-0	2	9	7	1	15	0.7
Totals	63-2	448	7.1	24-60	.400	0-0	.000	4-21	.190	74	1.2	35-0	5	39	23	3	52	0.8

## David Moss

#44 • F • 6-3 • 185 • Ringgold, Ga. (Ringgold HS)

Year	GP-GS	Min	Avg	FG-A	Pct	3FG-A	Pct	FT-A	Pct	Rebs	Avg	PF-FO	Ast	TO	Blk	Stl	Pts	Avg
1973-74	5--	--	--	4-7	.571	--	--	4-7	.571	19	3.8	10-0	0	--	--	--	12	2.4

## Howie Moss

#16 • F • 6-3 • 180 • Oak Ridge, Tenn. (Oak Ridge HS)

Year	GP-GS	Min	Avg	FG-A	Pct	3FG-A	Pct	FT-A	Pct	Rebs	Avg	PF-FO	Ast	TO	Blk	Stl	Pts	Avg
1959-60	16--	--	--	27-88	.307	--	--	18-27	.667	74	4.6	59-5	--	--	--	--	72	4.5
1961-62	22--	--	--	51-121	.421	--	--	26-46	.565	108	4.9	53-4	--	--	--	--	128	5.8
Totals	38--	--	--	78-209	.373	--	--	44-73	.603	182	4.8	112-9	--	--	--	--	200	5.3

## Detrick Mostella

#15 • G • 6-1 • 175 • Decatur, Ala. (Notre Dame Prep [Mass.])

Year	GP-GS	Min	Avg	FG-A	Pct	3FG-A	Pct	FT-A	Pct	Rebs	Avg	PF-FO	Ast	TO	Blk	Stl	Pts	Avg
2014-15	31-1	364	11.7	34-123	.276	22-81	.272	14-20	.700	27	0.9	34-0	15	30	1	9	104	3.4
2015-16	34-4	667	19.6	95-262	.363	47-155	.303	50-68	.735	74	2.2	66-1	40	45	6	9	287	8.4
Totals	65-5	1001	15.4	129-385	.335	69-236	.292	64-88	.727	101	1.6	100-1	55	75	7	18	391	6.0

## Rob Murphy

#15 • F • 6-8 • 233 • Brentwood, Tenn. (Lipscomb University)

Year	GP-GS	Min	Avg	FG-A	Pct	3FG-A	Pct	FT-A	Pct	Rebs	Avg	PF-FO	Ast	TO	Blk	Stl	Pts	Avg
2011-12	3-0	5	1.7	0-1	.000	0-0	.000	1-2	.500	1	0.3	1-0	0	0	0	1	0	0.3
2012-13	2-0	3	1.5	0-0	.000	0-0	.000	0-0	.000	0	0.0	0-0	0	2	0	0	0	0.0
Totals	5-0	8	1.6	0-1	.000	0-0	.000	1-2	.500	1	0.2	1-0	0	2	0	1	0	0.2

## Kerry Myers

#30 • G • 6-3 • 202 • Celina, Ohio (Celina HS)

Year	GP-GS	Min	Avg	FG-A	Pct	3FG-A	Pct	FT-A	Pct	Rebs	Avg	PF-FO	Ast	TO	Blk	Stl	Pts	Avg
1967-68	16--	--	--	7-22	.318	--	--	10-16	.625	11	0.7	10-0	--	--	--	--	24	1.5
1968-69	8--	--	--	2-6	.333	--	--	0-2	.000	2	0.3	4-0	9	--	--	--	4	0.5
1969-70	25--	--	--	46-115	.400	--	--	23-38	.605	86	3.4	45-0	23	--	--	--	115	4.6
Totals	49--	--	--	55-143	.385	--	--	33-56	.589	99	2.0	59-0	32	--	--	--	143	2.9

## David Mynatt

#34 • F/G • 6-2 • 160 • Knoxville, Tenn. (Carter HS)

Year	GP-GS	Min	Avg	FG-A	Pct	3FG-A	Pct	FT-A	Pct	Rebs	Avg	PF-FO	Ast	TO	Blk	Stl	Pts	Avg
1981-82	2-0	3	1.5	0-0	.000	--	--	0-0	.000	0	0.0	0-0	0	0	0	0	0	0.0

## Kirk Naler

#32 • F • 6-7 • 210 • Gadsden, Ala. (Westminster Christian)

Year	GP-GS	Min	Avg	FG-A	Pct	3FG-A	Pct	FT-A	Pct	Rebs	Avg	PF-FO	Ast	TO	Blk	Stl	Pts	Avg
1981-82	8-0	32	4.0	4-5	.800	--	--	0-1	.000	5	0.6	3-0	3	2	1	0	8	1.0
1982-83	21-1	162	7.7	14-45	.311	--	--	7-9	.778	23	1.1	28-1	10	22	2	8	35	1.7
1983-84	23-5	286	12.4	28-55	.509	--	--	15-18	.833	34	1.5	22-0	18	25	2	6	71	3.1
1984-85	31-13	362	11.7	33-89	.371	--	--	6-9	.667	53	1.7	34-0	35	25	3	15	72	2.3
Totals	83-19	842	10.1	79-194	.407	--	--	28-37	.757	115	1.4	87-1	66	74	8	29	186	2.2

## Kevin Nash

#43 • C • 6-10 • 225 • Trenton, Mich. (Aquinus HS)

Year	GP-GS	Min	Avg	FG-A	Pct	3FG-A	Pct	FT-A	Pct	Rebs	Avg	PF-FO	Ast	TO	Blk	Stl	Pts	Avg
1977-78	27--	--	--	49-104	.471	--	--	22-39	.564	140	5.2	81-3	14	34	5	5	120	4.4
1978-79	29-0	402	13.9	64-137	.467	--	--	25-43	.581	104	3.6	74-3	7	56	13	5	153	5.3
1979-80	29-26	486	16.8	64-146	.438	--	--	29-63	.460	117	4.0	69-1	9	37	5	5	157	5.4
Totals	85-26	888	--	177-387	.457	--	--	76-145	.524	361	4.2	224-7	30	127	23	15	430	5.1

## Rawane "Pops" Ndiaye

#10 • C • 6-10 • 275 • Raleigh, N.C. (Woodrow Wilson HS/Indian Hills [Iowa] CC)

Year	GP-GS	Min	Avg	FG-A	Pct	3FG-A	Pct	FT-A	Pct	Rebs	Avg	PF-FO	Ast	TO	Blk	Stl	Pts	Avg
2013-14	22-0	72	3.3	8-18	.444	0-0	.000	4-8	.500	21	1.0	11-0	0	8	2	0	20	0.9



**Herb Neff** #22 • C • 6-4 • 180 • Knoxville, Tenn.

Year	GP-GS	Min	Avg	FG-A	Pct	3FG-A	Pct	FT-A	Pct	Rebs	Avg	PF-FO	Ast	TO	Blk	Stl	Pts	Avg
1950-51	19--	--	--	37-112	.330	--	--	13-33	.394	--	--	32--	--	--	--	--	87	4.6
1951-52	20--	--	--	104-223	.466	--	--	74-131	.565	--	--	74--	--	--	--	--	282	14.1
Totals	39--	--	--	141-335	.421	--	--	87-164	.530	--	--	106--	--	--	--	--	369	9.5

**Emmanuel Negedu** #5 • F • 6-7 • 230 • Kaduna, Nigeria (Brewster [N.H.] Academy)

Year	GP-GS	Min	Avg	FG-A	Pct	3FG-A	Pct	FT-A	Pct	Rebs	Avg	PF-FO	Ast	TO	Blk	Stl	Pts	Avg
2008-09	33-0	236	7.2	17-36	.472	1-3	.333	28-35	.800	56	1.7	30-1	8	9	11	8	63	1.9

**Clint Newman** #25 • G • 6-2 • 170 • Maryville, Tenn. (Maryville HS)

Year	GP-GS	Min	Avg	FG-A	Pct	3FG-A	Pct	FT-A	Pct	Rebs	Avg	PF-FO	Ast	TO	Blk	Stl	Pts	Avg
1993-94	10-0	32	3.2	1-3	.333	0-0	.000	3-4	.750	6	0.6	3-0	2	12	0	1	5	0.5
1994-95	5-0	8	1.6	0-2	.000	0-0	.000	2	0.4	0	0.0	0-0	0	0	0	0	0	0.0
1995-96	3-0	5	1.7	1-1	1.00	0-0	.000	0-0	.000	0	0.0	1-0	0	0	0	0	2	0.7
Totals	18-0	45	2.5	2-6	.333	0-0	.000	3-4	.750	8	0.4	4-0	2	12	0	1	7	0.4

**Paul Newman** #18 • F • 6-4 • 175 • Mason Hall, Tenn. (Mason Hall HS)

Year	GP-GS	Min	Avg	FG-A	Pct	3FG-A	Pct	FT-A	Pct	Rebs	Avg	PF-FO	Ast	TO	Blk	Stl	Pts	Avg
1957-58	4--	--	--	2-2	1.00	--	--	1-2	.500	2	0.5	1-0	--	--	--	--	5	1.3

**Lewis Neyland** #17 • F • 6-3 • 165 • Knoxville, Tenn. (Knoxville HS)

Year	GP-GS	Min	Avg	FG-A	Pct	3FG-A	Pct	FT-A	Pct	Rebs	Avg	PF-FO	Ast	TO	Blk	Stl	Pts	Avg
1952-53	4--	--	--	0-4	.000	--	--	1-2	.500	2	0.5	--	--	--	--	--	1	0.3
1953-54	16--	--	--	34-84	.405	--	--	26-41	.634	48	3.0	29--	--	--	--	--	94	5.9
1954-55	19--	--	--	58-167	.347	--	--	39-67	.582	91	4.8	58--	--	--	--	--	155	8.2
1955-56	24--	--	--	75-232	.323	--	--	38-75	.507	157	6.5	81--	--	--	--	--	188	7.8
Totals	63--	--	--	167-487	.343	--	--	104-185	.562	298	4.7	168--	--	--	--	--	438	7.0

**Dyron Nix** #31 • F • 6-7 • 210 • Ft. Walton Beach, Fla. (Ft. Walton HS)

Year	GP-GS	Min	Avg	FG-A	Pct	3FG-A	Pct	FT-A	Pct	Rebs	Avg	PF-FO	Ast	TO	Blk	Stl	Pts	Avg
1985-86	25-13	585	23.4	71-150	.473	--	--	34-51	.667	108	4.3	70-5	13	37	18	16	176	7.0
1986-87	29-29	1039	35.8	153-283	.541	0-2	.000	102-161	.634	294	10.1	92-15	15	70	53	37	408	14.1
1987-88	29-29	1039	35.8	235-460	.511	1-7	.143	173-227	.762	261	9.0	74-1	16	80	31	34	644	22.2
1988-89	30-26	1078	35.9	254-492	.516	38-103	.369	103-144	.715	281	9.4	69-17	57	81	40	51	649	21.6
Totals	113-97	3741	33.1	713-1385	.515	39-112	.348	412-583	.707	944	8.4	305-10	101	268	142	138	1877	16.6

**Jim Otte** #22 • G • 6-1 • 190 • Covington, Ky. (Holmes HS)

Year	GP-GS	Min	Avg	FG-A	Pct	3FG-A	Pct	FT-A	Pct	Rebs	Avg	PF-FO	Ast	TO	Blk	Stl	Pts	Avg
1955-56	3--	--	--	0-4	.000	--	--	3-4	.750	1	0.3	1-0	--	--	--	--	3	1.0

**Tariq Owens** #11 • F • 6-10 • 205 • Odenton, Md. (Mt. Zion Prep School)

Year	GP-GS	Min	Avg	FG-A	Pct	3FG-A	Pct	FT-A	Pct	Rebs	Avg	PF-FO	Ast	TO	Blk	Stl	Pts	Avg
2014-15	28-5	214	7.6	12-34	.353	0-0	.000	10-19	.526	31	1.1	40-0	3	11	13	5	34	1.2

**Jerry Parker** #42 • G • 6-2 • 174 • Campbellsville, Ky. (Taylor County HS)

Year	GP-GS	Min	Avg	FG-A	Pct	3FG-A	Pct	FT-A	Pct	Rebs	Avg	PF-FO	Ast	TO	Blk	Stl	Pts	Avg
1961-62	23--	--	--	106-269	.394	--	--	43-60	.717	149	6.5	59-3	--	--	--	--	255	11.1
1962-63	24--	--	--	84-179	.469	--	--	33-47	.702	126	5.3	70-5	--	--	--	--	201	8.4
Totals	47--	--	--	190-448	.424	--	--	76-107	.710	275	5.9	129-8	--	--	--	--	456	9.7

**Bob Parmenter** #16 • G • 5-11 • 156 • Vincennes, Ind.

Year	GP-GS	Min	Avg	FG-A	Pct	3FG-A	Pct	FT-A	Pct	Rebs	Avg	PF-FO	Ast	TO	Blk	Stl	Pts	Avg
1951-52	20--	--	--	69-197	.350	--	--	28-53	.528	--	--	61--	--	--	--	--	166	8.3

**Ralph Parton** #15 • G • 5-7 • 140 • Hebron, Ky. (Conner HS)

Year	GP-GS	Min	Avg	FG-A	Pct	3FG-A	Pct	FT-A	Pct	Rebs	Avg	PF-FO	Ast	TO	Blk	Stl	Pts	Avg
1976-77	4--	--	--	0-0	.000	--	--	0-1	.000	2	0.5	2-0	1	--	--	--	0	0.0
1977-78	4--	--	--	0-0	.000	--	--	4-5	.800	1	0.3	3-0	2	1	0	0	4	1.0
1978-79	1--	1	1.0	0-0	.000	--	--	0-0	.000	0	0.0	0-0	0	0	0	0	0	0.0
1979-80	23-1	216	9.4	8-16	.500	--	--	23-33	.697	10	0.4	26-2	56	31	1	7	39	1.7
Totals	32-1	217	--	8-16	.500	--	--	27-39	.692	13	0.4	31-2	59	32	1	7	43	1.3

**Tony Passley** #13 • F • 6-5 • 218 • Indianapolis, Ind. (North Central HS/Redlands CC)

Year	GP-GS	Min	Avg	FG-A	Pct	3FG-A	Pct	FT-A	Pct	Rebs	Avg	PF-FO	Ast	TO	Blk	Stl	Pts	Avg
2006-07	17-0	115	6.8	11-28	.393	1-4	.250	8-16	.500	29	1.7	28-0	8	18	3	2	31	1.8

**Andre Patterson** #22 • F • 6-7 • 217 • Los Angeles, Calif. (Washington Prep/UCLA)

Year	GP-GS	Min	Avg	FG-A	Pct	3FG-A	Pct	FT-A	Pct	Rebs	Avg	PF-FO	Ast	TO	Blk	Stl	Pts	Avg
2004-05	31-22	765	24.7	96-169	.568	1-2	.500	36-58	.621	191	6.2	86-3	37	58	32	24	229	7.4
2005-06	30-16	755	25.2	114-238	.479	1-7	.143	54-84	.643	201	6.7	91-4	49	61	34	37	283	9.4
Totals	61-38	1520	24.9	210-407	.516	2-9	.222	90-142	.634	392	6.4	177-7	86	119	66	61	512	8.4

**Steven Pearl** #22 • F • 6-5 • 235 • Knoxville, Tenn. (West HS)

Year	GP-GS	Min	Avg	FG-A	Pct	3FG-A	Pct	FT-A	Pct	Rebs	Avg	PF-FO	Ast	TO	Blk	Stl	Pts	Avg
2007-08	19-0	52	2.7	5-11	.455	0-0	.000	0-2	.000	8	0.4	7-0	4	3	0	1	10	0.5
2008-09	17-0	73	4.3	2-10	.200	0-1	.000	3-6	.500	9	0.5	7-0	5	8	0	1	7	0.4
2009-10	31-0	339	10.9	20-42	.476	0-0	.000	5-19	.263	40	1.3	44-0	19	19	4	13	45	1.5
2010-11	34-1	381	11.2	29-53	.547	0-0	.000	6-14	.429	53	1.6	62-0	23	23	4	21	64	1.9
Totals	101-1	845	8.4	56-116	.483	0-1	.000	14-41	.341	110	1.1	120-0	51	53	8	36	126	1.2

**Roger Peltz** #12 • F • 6-5 • 205 • Royal Oak, Mich. (Kimball HS)

Year	GP-GS	Min	Avg	FG-A	Pct	3FG-A	Pct	FT-A	Pct	Rebs	Avg	PF-FO	Ast	TO	Blk	Stl	Pts	Avg
1968-69	6--	--	--	3-4	.750	--	--	4-11	.364	7	1.2	5-0	0	--	--	--	10	1.7
1969-70	5--	--	--	3-7	.429	--	--	2-4	.500	9	1.8	7-0	0	--	--	--	8	1.6
1970-71	11--	--	--	6-17	.353	--	--	0-3	.000	13	1.2	5-0	2	--	--	--	12	1.1
Totals	22--	--	--	12-28	.429	--	--	6-18	.333	29	1.3	17-0	2	--	--	--	30	1.4

# ALL-TIME PLAYER STATS

**Bob Perigo** #44/#45/#12/#13 • F • 6-4 • 185 • Lafayette, Ind. (Jefferson HS)

Year	GP-GS	Min	Avg	FG-A	Pct	3FG-A	Pct	FT-A	Pct	Rebs	Avg	PF-FO	Ast	TO	Blk	Stl	Pts	Avg
1958-59	5--	--	--	--	3-10	417	--	--	3-4	750	11	22	6	--	--	--	13	2.6
1959-60	10--	--	--	--	5-29	172	--	--	16-23	696	24	24	16	--	--	--	26	2.6
1960-61	7--	--	--	--	1-11	091	--	--	1-4	250	9	13	7	--	--	--	3	0.4
Totals	22--	--	--	--	11-52	212	--	--	20-31	645	44	20	27	--	--	--	42	1.9

**Malcolm "Mac" Petty** #40 • F • 6-4 • 203 • Wooster, Ohio (Wooster HS)

Year	GP-GS	Min	Avg	FG-A	Pct	3FG-A	Pct	FT-A	Pct	Rebs	Avg	PF-FO	Ast	TO	Blk	Stl	Pts	Avg
1965-66	6--	--	--	--	3-10	300	--	--	1-3	333	3	0.5	3	--	--	--	7	1.2
1966-67	12--	--	--	--	1-8	125	--	--	2-3	667	4	0.3	5	--	--	--	4	0.3
1967-68	11--	--	--	--	2-7	286	--	--	2-3	667	9	0.8	4	--	--	--	6	0.5
Totals	29--	--	--	--	6-25	240	--	--	5-9	556	16	0.6	12	--	--	--	17	0.6

**Joe Pietropola** #14 • F • 6-3 • 190 • Pittsburgh, Pa. (Penn Hills HS)

Year	GP-GS	Min	Avg	FG-A	Pct	3FG-A	Pct	FT-A	Pct	Rebs	Avg	PF-FO	Ast	TO	Blk	Stl	Pts	Avg
1964-65	7--	--	--	--	6-9	667	--	--	4-9	444	7	1.0	12	--	--	--	16	2.3

**Shembari Phillips** #25 • G • 6-2 • 190 • Atlanta, Ga. (Wheeler HS)

Year	GP-GS	Min	Avg	FG-A	Pct	3FG-A	Pct	FT-A	Pct	Rebs	Avg	PF-FO	Ast	TO	Blk	Stl	Pts	Avg
2015-16	33-11	535	16.2	60-147	408	21-57	368	36-47	766	61	1.8	72-2	32	44	5	8	177	5.4

**Rex Pitts** #15 • F • 6-3 • 185 • Sheridan, Ind.

Year	GP-GS	Min	Avg	FG-A	Pct	3FG-A	Pct	FT-A	Pct	Rebs	Avg	PF-FO	Ast	TO	Blk	Stl	Pts	Avg
1952-53	4--	--	--	--	2-5	400	--	--	0-0	000	0	0.0	--	--	--	--	4	1.0

**Ben "Skip" Plotnicki** #34 • F • 6-2 • 170 • Knoxville, Tenn. (Catholic HS)

Year	GP-GS	Min	Avg	FG-A	Pct	3FG-A	Pct	FT-A	Pct	Rebs	Avg	PF-FO	Ast	TO	Blk	Stl	Pts	Avg
1962-63	9--	--	--	--	1-1	100	--	--	3-4	750	3	0.3	1	--	--	--	5	0.6
1963-64	10--	--	--	--	3-5	600	--	--	0-1	000	4	0.4	2	--	--	--	6	0.6
1964-65	13--	--	--	--	8-14	571	--	--	3-5	600	13	1.0	6	--	--	--	19	1.5
Totals	32--	--	--	--	12-20	600	--	--	6-10	600	20	0.6	9	--	--	--	30	0.9

**Michael Poole** #24 • G • 6-3 • 165 • Chattanooga, Tenn. (Riverside HS)

Year	GP-GS	Min	Avg	FG-A	Pct	3FG-A	Pct	FT-A	Pct	Rebs	Avg	PF-FO	Ast	TO	Blk	Stl	Pts	Avg
1979-80	15-0	79	5.3	6-22	273	--	--	6-12	500	12	0.8	9-0	19	15	0	3	18	1.2
1980-81	11-0	41	3.7	3-12	250	--	--	2-4	500	7	0.6	6-0	4	4	1	2	8	0.7
Totals	26-0	120	4.6	9-34	265	--	--	8-16	500	19	0.7	15-0	23	19	1	5	26	1.0

**Dale Powell** #21 • F • 6-2 • 180 • Louisville, Ky.

Year	GP-GS	Min	Avg	FG-A	Pct	3FG-A	Pct	FT-A	Pct	Rebs	Avg	PF-FO	Ast	TO	Blk	Stl	Pts	Avg
1947-48	18--	--	--	--	31-112	277	--	--	12-22	545	--	--	10--	--	--	--	74	4.1
1948-49	14--	--	--	--	14-56	250	--	--	8-10	800	--	--	23--	--	--	--	36	2.6
Totals	32--	--	--	--	45-168	268	--	--	20-32	625	--	--	33--	--	--	--	110	3.4

**Don Preston** #18 • F • 6-3 • 170 • Knoxville, Tenn. (West HS)

Year	GP-GS	Min	Avg	FG-A	Pct	3FG-A	Pct	FT-A	Pct	Rebs	Avg	PF-FO	Ast	TO	Blk	Stl	Pts	Avg
1956-57	2--	--	--	--	2-3	667	--	--	0-0	000	0	0.0	0-0	--	--	--	4	2.0

**Jay Price** #10 • G • 6-2 • 195 • Chattanooga, Tenn. (Brainerd HS)

Year	GP-GS	Min	Avg	FG-A	Pct	3FG-A	Pct	FT-A	Pct	Rebs	Avg	PF-FO	Ast	TO	Blk	Stl	Pts	Avg
1988-89	19-0	90	4.7	12-27	444	4-12	333	10-12	833	4	0.2	11-0	18	16	3	5	38	2.0
1989-90	29-2	322	11.1	15-47	319	2-18	111	20-27	741	29	1.0	48-0	42	40	0	9	52	1.8
1990-91	34-11	763	22.4	91-183	497	20-54	370	57-73	781	76	2.2	76-2	110	89	6	47	259	7.6
1991-92	34-34	825	24.3	91-201	453	31-90	344	48-62	774	61	1.8	72-1	108	64	1	25	261	7.7
Totals	116-47	2000	17.2	209-458	456	57-174	328	135-174	776	170	1.5	207-3	278	209	10	86	610	5.3

**J.P. Prince** #30 • G • 6-7 • 205 • Memphis, Tenn. (White Station HS/University of Arizona)

Year	GP-GS	Min	Avg	FG-A	Pct	3FG-A	Pct	FT-A	Pct	Rebs	Avg	PF-FO	Ast	TO	Blk	Stl	Pts	Avg
2007-08	27-2	508	18.8	83-167	497	2-13	154	49-88	557	87	3.2	61-0	49	45	14	26	217	8.0
2008-09	31-23	818	26.4	127-222	572	3-24	125	50-82	610	130	4.2	95-4	97	65	20	47	307	9.9
2009-10	37-31	922	24.9	132-249	530	11-34	324	90-143	629	138	3.7	98-3	113	89	18	57	365	9.9
Totals	95-56	2248	23.7	342-638	536	16-71	225	189-313	604	355	3.7	254-7	259	199	52	130	889	9.4

**Kevin Punter Jr.** #0 • G • 6-2 • 190 • Bronx, N.Y. (Salesian HS/State Fair CC [Mo.])

Year	GP-GS	Min	Avg	FG-A	Pct	3FG-A	Pct	FT-A	Pct	Rebs	Avg	PF-FO	Ast	TO	Blk	Stl	Pts	Avg
2014-15	32-31	992	31.0	111-265	419	43-122	352	63-92	685	67	2.1	90-4	60	56	6	51	328	10.3
2015-16	26-26	886	34.1	177-385	460	58-157	369	165-202	817	90	3.5	73-0	91	66	6	36	577	22.2
Totals	58-57	1878	32.4	288-650	443	101-279	362	228-294	776	157	2.7	163-4	151	122	12	87	905	15.6

**James Ratiff** #11 • F • 6-8 • 215 • Washington, D.C. (Eastern HS)

Year	GP-GS	Min	Avg	FG-A	Pct	3FG-A	Pct	FT-A	Pct	Rebs	Avg	PF-FO	Ast	TO	Blk	Stl	Pts	Avg	
1977-78	26--	--	--	--	61-174	351	--	--	19-36	528	119	4.6	44-1	8	41	15	7	141	5.4

**Steve Ray** #53 • F • 6-4 • 200 • Collinsville, Ill. (Collinsville HS)

Year	GP-GS	Min	Avg	FG-A	Pct	3FG-A	Pct	FT-A	Pct	Rebs	Avg	PF-FO	Ast	TO	Blk	Stl	Pts	Avg
1978-79	21--	208	9.9	13-41	317	--	--	25-36	694	22	1.0	22-0	10	17	2	8	51	2.4
1979-80	25-22	664	26.6	68-158	430	--	--	31-38	816	68	2.7	57-2	46	35	5	18	167	6.7
1980-81	25-24	766	30.6	67-146	459	--	--	22-28	786	69	2.8	66-2	55	34	5	32	156	6.2
1981-82	30-30	1045	34.8	88-179	492	--	--	31-43	721	93	3.1	90-2	89	44	5	35	207	6.9
Totals	101-76	2683	26.6	236-524	450	--	--	109-145	752	252	2.5	235-6	200	130	17	93	581	5.8

**Derek Reese** #3 • G • 6-7 • 230 • Orlando, Fla. (Olympia HS)

Year	GP-GS	Min	Avg	FG-A	Pct	3FG-A	Pct	FT-A	Pct	Rebs	Avg	PF-FO	Ast	TO	Blk	Stl	Pts	Avg
2012-13	14-0	191	13.6	19-49	388	--	--	4-6	667	29	2.1	13-0	7	5	1	4	52	3.7
2013-14	24-0	261	10.9	19-57	333	--	--	9-13	692	72	3.0	38-0	7	11	11	5	57	2.4
2014-15	32-11	810	25.3	65-160	406	20-60	333	42-57	737	170	5.3	69-1	28	37	10	21	192	6.0
2015-16	34-15	653	19.2	40-86	465	7-15	467	20-37	541	184	5.4	64-3	28	18	20	17	107	3.1
Totals	104-26	1915	18.4	143-352	406	47-142	331	75-113	664	455	4.4	184-4	70	71	42	47	408	3.9



**Ronnie Reese #34 • F • 6-8 • 200 • Franklin, Va. (Franklin HS)**

Year	GP-GS	Min	Avg	FG-A	Pct	3FG-A	Pct	FT-A	Pct	Rebs	Avg	PF-FO	Ast	TO	Blk	Stl	Pts	Avg
1987-88	19-2	146	7.7	13-46	.283	0-5	0.000	3-8	.375	21	1.1	12-0	4	14	1	0	29	1.5
1988-89	22-2	167	7.6	14-40	.350	0-0	0.000	4-7	.571	30	1.4	11-0	6	12	6	5	32	1.5
1989-90	30-30	748	24.9	120-219	.548	0-0	0.000	33-57	.579	174	5.8	67-0	44	47	13	12	273	9.1
1990-91	34-24	693	20.4	112-201	.557	0-1	0.000	47-77	.610	184	5.4	53-0	20	49	7	11	271	8.0
Totals	105-58	1754	16.7	259-506	.512	0-6	0.000	87-149	.584	409	3.9	143-0	74	122	27	28	605	5.8

**Don Reeverts #34 • F • 6-4 • 195 • Knoxville, Tenn. (Fulton HS)**

Year	GP-GS	Min	Avg	FG-A	Pct	3FG-A	Pct	FT-A	Pct	Rebs	Avg	PF-FO	Ast	TO	Blk	Stl	Pts	Avg
1956-57	12--	--	--	6-14	.429	--	--	5-12	.417	19	1.6	11--	--	--	--	--	17	1.4
1957-58	22--	--	--	54-92	.587	--	--	33-72	.458	105	4.8	36--	--	--	--	--	141	6.4
1958-59	22--	--	--	50-114	.439	--	--	48-77	.623	121	5.5	54-0	--	--	--	--	148	6.7
Totals	56--	--	--	110-220	.500	--	--	86-161	.534	245	4.4	101-0	--	--	--	--	306	5.5

**Anthony Richardson #20 • F • 6-6 • 195 • Goldsboro, N.C. (Goldsboro HS)**

Year	GP-GS	Min	Avg	FG-A	Pct	3FG-A	Pct	FT-A	Pct	Rebs	Avg	PF-FO	Ast	TO	Blk	Stl	Pts	Avg
1983-84	17-2	196	11.5	16-36	.444	--	--	2-6	.333	22	1.3	19-0	4	11	7	6	34	2.0
1984-85	37-27	1135	30.7	138-252	.548	--	--	123-155	.794	218	5.9	89-30	20	62	31	38	399	10.8
1985-86	25-16	621	24.8	74-162	.457	--	--	41-56	.732	76	3.0	35-1	51	60	8	17	189	7.6
1987-88	24-15	399	16.6	38-77	.494	1-4	.250	15-34	.441	85	3.5	37-0	23	29	4	15	92	3.8
Totals	103-60	2351	22.8	266-527	.505	1-4	.250	181-251	.721	401	3.9	180-4	98	162	50	76	714	6.9

**Josh Richardson #1 • G • 6-6 • 200 • Edmond, Okla. (Santa Fe HS)**

Year	GP-GS	Min	Avg	FG-A	Pct	3FG-A	Pct	FT-A	Pct	Rebs	Avg	PF-FO	Ast	TO	Blk	Stl	Pts	Avg
2011-12	34-9	543	16.0	36-102	.353	9-38	.237	16-25	.640	47	1.4	61-0	24	32	19	18	97	2.9
2012-13	33-33	1013	30.7	99-211	.469	9-42	.214	54-78	.692	143	4.3	82-0	51	55	23	35	261	7.9
2013-14	37-36	1122	30.3	139-293	.474	34-100	.340	69-87	.793	106	2.9	79-0	56	37	30	27	381	10.3
2014-15	32-32	1162	36.3	184-399	.461	46-128	.359	99-124	.798	143	4.5	79-4	115	85	16	67	513	16.0
Totals	136-110	3840	28.2	458-1005	.456	98-308	.318	238-314	.758	439	3.2	301-4	246	209	88	147	1252	9.2

**Lloyd Richardson #21 • F • 6-8 • 210 • Rogersville, Tenn. (Rogersville HS)**

Year	GP-GS	Min	Avg	FG-A	Pct	3FG-A	Pct	FT-A	Pct	Rebs	Avg	PF-FO	Ast	TO	Blk	Stl	Pts	Avg
1970-71	28--	--	--	58-131	.443	--	--	34-42	.810	119	4.3	38-1	8	--	--	--	150	5.4
1971-72	24--	--	--	71-174	.408	--	--	28-37	.757	128	5.3	36-0	48	--	--	--	170	7.1
1972-73	21--	--	--	15-34	.441	--	--	5-12	.417	33	1.6	11-0	7	--	--	--	35	1.7
Totals	73--	--	--	144-339	.425	--	--	67-91	.736	280	3.8	85-1	63	--	--	--	355	4.9

**Bob Risser #20 • G • 6-1 • 170 • Nashville, Tenn. (Des Moines [Iowa] Roosevelt HS)**

Year	GP-GS	Min	Avg	FG-A	Pct	3FG-A	Pct	FT-A	Pct	Rebs	Avg	PF-FO	Ast	TO	Blk	Stl	Pts	Avg
1956-57	16--	--	--	7-23	.304	--	--	2-3	.667	12	0.8	13--	--	--	--	--	16	1.0
1957-58	23--	--	--	84-214	.393	--	--	37-54	.685	78	3.4	62--	--	--	--	--	205	8.9
1958-59	21--	--	--	44-125	.352	--	--	13-21	.619	30	1.4	48-2	--	--	--	--	101	4.8
Totals	60--	--	--	135-362	.373	--	--	52-78	.667	120	2.0	123-2	--	--	--	--	322	5.4

**Steve Rivers #25 • G • 6-5 • 215 • Charlotte, N.C. (West Charlotte HS)**

Year	GP-GS	Min	Avg	FG-A	Pct	3FG-A	Pct	FT-A	Pct	Rebs	Avg	PF-FO	Ast	TO	Blk	Stl	Pts	Avg
1989-90	27-17	346	12.8	34-84	.405	0-0	0.000	16-28	.571	54	2.0	40-0	28	20	3	20	84	3.1
1990-91	34-22	737	21.7	74-154	.481	0-2	0.000	40-61	.656	134	3.9	61-0	67	58	17	24	188	5.5
1991-92	27-0	395	14.6	37-91	.407	3-4	.750	15-19	.789	59	2.2	42-0	27	23	4	19	92	3.4
Totals	88-39	1478	16.8	145-329	.441	3-6	.500	71-108	.657	247	2.8	143-0	122	101	24	63	364	4.1

**Austin "Red" Robbins #32 • F/C • 6-9 • 200 • Groveland, Fla. (Groveland HS/Chipola JC)**

Year	GP-GS	Min	Avg	FG-A	Pct	3FG-A	Pct	FT-A	Pct	Rebs	Avg	PF-FO	Ast	TO	Blk	Stl	Pts	Avg
1964-65	22--	--	--	89-184	.484	--	--	47-76	.618	198	9.0	55-0	--	--	--	--	225	10.2
1965-66	26--	--	--	172-361	.476	--	--	101-139	.727	327	12.6	68-0	--	--	--	--	445	17.1
Totals	48--	--	--	261-545	.479	--	--	148-215	.688	525	10.9	123-0	--	--	--	--	670	14.0

**Maurice Robertson #42 • F • 6-5 • 210 • New Orleans, La. (St. Augustine HS)**

Year	GP-GS	Min	Avg	FG-A	Pct	3FG-A	Pct	FT-A	Pct	Rebs	Avg	PF-FO	Ast	TO	Blk	Stl	Pts	Avg
1995-96	19-5	246	12.9	25-66	.379	3-9	.333	15-17	.882	45	2.4	28-0	12	29	0	2	68	3.6
1996-97	1-0	1	1.0	0-0	0.000	0-0	0.000	0-0	0.000	1	1.0	0-0	0	0	0	0	0	0.0
Totals	20-5	247	12.4	25-66	.379	3-9	.333	15-17	.882	46	2.3	28-0	12	29	0	2	68	3.4

**Pat Robinette #30 • G • 6-2 • 178 • Bristol, Va. (Virginia HS)**

Year	GP-GS	Min	Avg	FG-A	Pct	3FG-A	Pct	FT-A	Pct	Rebs	Avg	PF-FO	Ast	TO	Blk	Stl	Pts	Avg
1962-63	22--	--	--	19-46	.413	--	--	6-11	.545	27	1.2	22-1	--	--	--	--	44	2.0
1963-64	23--	--	--	39-97	.402	--	--	12-24	.500	58	2.5	32-0	--	--	--	--	90	3.9
1964-65	24--	--	--	53-153	.346	--	--	52-58	.897	79	3.3	50-1	--	--	--	--	158	6.6
Totals	69--	--	--	111-296	.375	--	--	70-93	.753	164	2.4	104-2	--	--	--	--	292	4.2

**Larry Robison #43 • F • 6-5 • 190 • Appomattox, Va. (Carver-Price HS/Ferrum JC)**

Year	GP-GS	Min	Avg	FG-A	Pct	3FG-A	Pct	FT-A	Pct	Rebs	Avg	PF-FO	Ast	TO	Blk	Stl	Pts	Avg
1971-72	25--	--	--	89-162	.549	--	--	77-108	.713	225	9.0	86-7	41	--	--	--	255	10.2
1972-73	24--	--	--	115-178	.646	--	--	50-80	.625	204	8.5	81-6	41	--	--	--	280	11.7
Totals	49--	--	--	204-340	.600	--	--	127-188	.676	429	8.8	167-13	82	--	--	--	535	10.9

**Ron Robinson #54 • F • 6-9 • 230 • Cookeville, Tenn. (Cookeville HS)**

Year	GP-GS	Min	Avg	FG-A	Pct	3FG-A	Pct	FT-A	Pct	Rebs	Avg	PF-FO	Ast	TO	Blk	Stl	Pts	Avg
1989-90	2-0	6	3.0	1-3	.333	0-1	0.000	0-0	0.000	2	1.0	0-0	0	0	1	0	2	1.0
1990-91	3-0	23	7.7	1-5	.200	0-1	0.000	2-2	1.000	6	2.0	3-0	0	2	0	0	4	1.3
Totals	5-0	29	5.8	2-8	.250	0-2	0.000	2-2	1.000	8	1.6	3-0	0	2	1	0	6	1.2

**Doug Roth #50 • C • 6-11 • 255 • Knoxville, Tenn. (Karns HS)**

Year	GP-GS	Min	Avg	FG-A	Pct	3FG-A	Pct	FT-A	Pct	Rebs	Avg	PF-FO	Ast	TO	Blk	Stl	Pts	Avg
1985-86	26-3	366	14.1	38-97	.392	--	--	11-13	.846	57								

# ALL-TIME PLAYER STATS

**Rob Sandford** #32 • F • 6-5 • 170 • Chattanooga, Tenn. (Red Bank HS)

Year	GP-GS	Min	Avg	FG-A	Pct	3FG-A	Pct	FT-A	Pct	Rebs	Avg	PF-FO	Ast	TO	Bk	Stl	Pts	Avg	
1962-63	3--	--	--	0-1.000	--	--	--	0-1.000	0	0.0	0	0-0	--	--	--	--	--	0	0.0

**Bob Schaumann** #17 • C • 6-5 • 195 • Michigan City, Ind. (Isaac Elston HS)

Year	GP-GS	Min	Avg	FG-A	Pct	3FG-A	Pct	FT-A	Pct	Rebs	Avg	PF-FO	Ast	TO	Bk	Stl	Pts	Avg
1959-60	1--	--	--	1-1.000	--	--	--	0-0.000	1	1.0	0	0-0	--	--	--	--	2	2.0
1960-61	1--	--	--	0-0.000	--	--	--	0-0.000	0	0.0	0	0-0	--	--	--	--	0	0.0
Totals	2--	--	--	1-1.000	--	--	--	0-0.000	1	0.5	0	0-0	--	--	--	--	2	1.0

**Admiral Schofield** #5 • F • 6-5 • 240 • Zion, Ill. (Zion-Benton Township HS)

Year	GP-GS	Min	Avg	FG-A	Pct	3FG-A	Pct	FT-A	Pct	Rebs	Avg	PF-FO	Ast	TO	Bk	Stl	Pts	Avg
2015-16	32-22	598	18.7	92-207	.444	25-83	.301	35-39	.897	129	4.0	88-2	29	22	10	12	244	7.6

**Danny Schultz** #14 • G • 6-0 • 165 • Middlesboro, Ky. (Middlesboro HS)

Year	GP-GS	Min	Avg	FG-A	Pct	3FG-A	Pct	FT-A	Pct	Rebs	Avg	PF-FO	Ast	TO	Bk	Stl	Pts	Avg
1962-63	21--	--	--	122-298	.409	--	--	89-102	.873	49	2.3	41-2	--	--	--	--	333	15.9
1963-64	24--	--	--	169-357	.473	--	--	101-113	.894	50	2.1	41-0	--	--	--	--	439	18.3
Totals	45--	--	--	291-655	.444	--	--	190-215	.884	99	2.2	82-2	--	--	--	--	772	17.2

**Charles Scott** #50 • F • 6-4 • 200 • Knoxville, Tenn. (West HS)

Year	GP-GS	Min	Avg	FG-A	Pct	3FG-A	Pct	FT-A	Pct	Rebs	Avg	PF-FO	Ast	TO	Bk	Stl	Pts	Avg
1956-57	4--	--	--	1-1.000	--	--	--	0-2.000	0	0.0	1	1--	--	--	--	--	2	0.5
1957-58	21--	--	--	30-77	.390	--	--	21-33	.636	83	4.0	27--	--	--	--	--	81	3.9
1958-59	22--	--	--	48-130	.369	--	--	32-57	.561	155	7.0	46-1	--	--	--	--	128	5.8
Totals	47--	--	--	79-208	.380	--	--	53-92	.576	238	5.1	74-1	--	--	--	--	211	4.5

**Bill Seale** #53 • C • 6-6 • 190 • El Paso, Texas (Eastwood HS)

Year	GP-GS	Min	Avg	FG-A	Pct	3FG-A	Pct	FT-A	Pct	Rebs	Avg	PF-FO	Ast	TO	Bk	Stl	Pts	Avg
1972-73	5--	--	--	1-2.500	--	--	--	6-8	.750	3	0.6	3-0	0	--	--	--	8	1.6
1973-74	5--	--	--	2-8	.250	--	--	2-5	.400	9	1.8	5-0	0	--	--	--	6	1.2
Totals	10--	--	--	3-10	.300	--	--	8-13	.615	12	1.2	8-0	0	--	--	--	14	1.4

**Anthony Sewell** #12 • G • 5-10 • 175 • Knoxville, Tenn. (Carter HS)

Year	GP-GS	Min	Avg	FG-A	Pct	3FG-A	Pct	FT-A	Pct	Rebs	Avg	PF-FO	Ast	TO	Bk	Stl	Pts	Avg
1995-96	1-0	1	1.0	0-0.000	--	0-0.000	--	1-2	.500	1	1.0	0-0	0	0	0	0	1	1.0
1996-97	1-0	2	2.0	0-0.000	--	0-0.000	--	0-0.000	0	0.0	0.0	0-0	0	1	0	0	0	0.0
1997-98	16-0	66	4.1	2-9	.222	1-5	.200	0-0.000	8	0.5	10-0	4	10	0	3	5	0.3	
Totals	18-0	69	3.8	2-9	.222	1-5	.200	1-2	.500	9	0.5	10-0	4	11	0	3	6	0.3

**John Sheffield** #22/#23

Year	GP-GS	Min	Avg	FG-A	Pct	3FG-A	Pct	FT-A	Pct	Rebs	Avg	PF-FO	Ast	TO	Bk	Stl	Pts	Avg
1961-62	18--	--	--	45-145	.310	--	--	37-44	.841	46	2.6	54-3	--	--	--	--	127	7.1

**Shun Sheffield** #50 • F/C • 6-10 • 230 • Albany, Ga. (Westover HS)

Year	GP-GS	Min	Avg	FG-A	Pct	3FG-A	Pct	FT-A	Pct	Rebs	Avg	PF-FO	Ast	TO	Bk	Stl	Pts	Avg
1991-92	24-0	177	7.4	13-26	.500	0-0.000	--	10-24	.417	33	1.4	27-0	3	15	1	5	36	1.5
1992-93	27-9	328	12.1	27-64	.422	0-0.000	--	20-28	.714	70	2.6	38-0	8	20	8	6	74	2.7
1993-94	26-18	557	21.4	95-159	.597	0-0.000	--	64-90	.711	102	3.9	62-0	22	47	28	9	254	9.8
Totals	77-27	1062	13.8	135-249	.542	0-0.000	--	94-142	.662	205	2.7	127-0	33	82	37	20	364	4.7

**Dalen Shwalter** #42 • F • 6-6 • 195 • Logansport, Ind. (Logansport HS)

Year	GP-GS	Min	Avg	FG-A	Pct	3FG-A	Pct	FT-A	Pct	Rebs	Avg	PF-FO	Ast	TO	Bk	Stl	Pts	Avg
1957-58	23--	--	--	116-310	.374	--	--	47-85	.553	270	11.7	38--	--	--	--	--	279	12.1
1958-59	22--	--	--	102-276	.370	--	--	73-107	.682	211	9.6	52-2	--	--	--	--	277	12.6
1959-60	23--	--	--	126-326	.387	--	--	86-118	.729	222	9.7	56-1	--	--	--	--	338	14.7
Totals	68--	--	--	344-912	.377	--	--	206-310	.665	703	10.3	146-3	--	--	--	--	894	13.1

**Gene Simpson** #12 • G

Year	GP-GS	Min	Avg	FG-A	Pct	3FG-A	Pct	FT-A	Pct	Rebs	Avg	PF-FO	Ast	TO	Bk	Stl	Pts	Avg
1955-56	14--	--	--	12-30	.400	--	--	15-28	.536	25	1.8	14--	--	--	--	--	39	2.8

**Ron Slay** #35 • F • 6-8 • 240 • Nashville, Tenn. (Pearl-Cohn HS/Oak Hill Academy)

Year	GP-GS	Min	Avg	FG-A	Pct	3FG-A	Pct	FT-A	Pct	Rebs	Avg	PF-FO	Ast	TO	Bk	Stl	Pts	Avg
1999-00	33-1	572	17.3	117-229	.511	11-27	.407	75-94	.798	146	4.4	69-3	17	47	7	17	320	9.7
2000-01	33-7	749	22.7	145-289	.502	16-45	.356	120-171	.702	176	5.3	98-3	33	65	9	41	426	12.9
2001-02	14-11	342	24.4	70-143	.490	11-32	.344	56-74	.757	91	6.5	38-1	29	42	0	4	207	14.8
2002-03	29-29	991	34.2	211-434	.486	43-115	.374	151-193	.782	226	7.8	86-3	61	108	4	21	616	21.2
Totals	109-48	2654	24.3	543-1095	.496	81-219	.370	402-532	.756	639	5.9	291-10	140	262	20	53	1569	14.4

**David Smith** #15 • G • 6-1 • 170 • Urichville, Ohio (Claymont HS)

Year	GP-GS	Min	Avg	FG-A	Pct	3FG-A	Pct	FT-A	Pct	Rebs	Avg	PF-FO	Ast	TO	Bk	Stl	Pts	Avg
1973-74	2--	--	--	1-4	.250	--	--	0-0.000	1	0.5	2-0	1	--	--	--	--	2	1.0

**Eric Smith** #21 • G • 6-1 • 190 • Chattanooga, Tenn. (Baylor HS)

Year	GP-GS	Min	Avg	FG-A	Pct	3FG-A	Pct	FT-A	Pct	Rebs	Avg	PF-FO	Ast	TO	Bk	Stl	Pts	Avg
1987-88	6-0	16	2.7	0-3.000	--	0-1.000	--	3-4	.750	1	0.2	2-0	4	4	0	0	3	0.5
1988-89	4-0	7	1.8	2-4.500	--	1-1.000	--	2-2	1.000	2	0.5	0-0	1	2	0	0	7	1.8
1989-90	4-0	14	3.5	2-4.500	--	0-0.000	--	5-6	.833	3	0.8	0-0	5	5	0	1	9	2.3
Totals	14-0	37	2.6	4-11	.364	1-2	.500	10-12	.833	6	0.4	2-0	10	11	0	1	19	1.4

**JaJuan Smith** #10/#2 • G • 6-2 • 190 • Cleveland, Tenn. (McMinn County HS)

Year	GP-GS	Min	Avg	FG-A	Pct	3FG-A	Pct	FT-A	Pct	Rebs	Avg	PF-FO	Ast	TO	Bk	Stl	Pts	Avg
2004-05	25-0	200	8.0	17-54	.315	10-34	.294	4-9	.444	20	0.8	15-0	11	10	1	9	48	1.9
2005-06	30-0	720	24.0	95-239	.397	61-162	.377	33-58	.569	92	3.1	57-0	57	40	3	40	284	9.5
2006-07	35-35	1012	28.9	183-402	.455	89-242	.368	78-107	.729	159	4.5	90-2	46	63	8	73	533	15.2
2007-08	36-36	992	27.6	174-377	.462	93-243	.383	78-102	.765	134	3.7	88-2	61	81	1	61	519	14.4
Totals	126-71	2924	23.2	469-1072	.438	253-681	.372	193-276	.699	405	3.2	250-4	195	174	13	183	1384	11.0





**Jordan Smith #21 • F • 6-4 • 190 • Knoxville, Tenn. (West HS)**

Year	GP-GS	Min	Avg	FG-A	Pct	3FG-A	Pct	FT-A	Pct	Rebs	Avg	PF-FO	Ast	TO	Blk	Stl	Pts	Avg	
2005-06	4-0	4	1.0	0-0	0.000	0-0	0.000	0-0	0.000	2	0.5	0-0	0	4	1	0	0	0	0.0

**Ramar Smith #12 • G • 6-2 • 185 • Mt. Clemens, Mich. (Martin Luther King HS)**

Year	GP-GS	Min	Avg	FG-A	Pct	3FG-A	Pct	FT-A	Pct	Rebs	Avg	PF-FO	Ast	TO	Blk	Stl	Pts	Avg
2006-07	35-28	952	27.2	128-293	.437	18-58	.310	102-154	.662	117	3.3	87-12	108	87	9	40	376	10.7
2007-08	36-17	768	21.3	92-211	.436	5-22	.227	78-133	.586	84	2.3	91-10	116	77	1	40	267	7.4
Totals	71-45	1720	24.2	220-504	.437	23-80	.288	180-287	.627	201	2.8	178-22	224	164	10	80	643	9.1

**Tyler Smith #1 • F • 6-7 • 215 • Pulaski, Tenn. (Giles County HS/Hargrave Acad./University of Iowa)**

Year	GP-GS	Min	Avg	FG-A	Pct	3FG-A	Pct	FT-A	Pct	Rebs	Avg	PF-FO	Ast	TO	Blk	Stl	Pts	Avg
2007-08	36-35	1017	28.3	181-338	.536	14-37	.378	113-160	.706	242	6.7	92-1	122	79	20	50	489	13.6
2008-09	34-34	1107	32.6	196-446	.439	28-96	.292	170-222	.766	196	5.8	72-0	114	70	7	25	590	17.4
2009-10	12-12	321	26.8	47-82	.573	0-3	0.000	46-66	.697	56	4.7	24-1	44	16	3	17	140	11.7
Totals	82-81	2445	29.8	424-866	.490	42-136	.309	329-448	.734	494	6.0	188-2	280	165	30	92	1219	14.9

**Mike Smithson #41 • F • 6-8 • 185 • Centerville, Tenn. (Hickman County HS)**

Year	GP-GS	Min	Avg	FG-A	Pct	3FG-A	Pct	FT-A	Pct	Rebs	Avg	PF-FO	Ast	TO	Blk	Stl	Pts	Avg
1974-75	12--	--	--	13-21	.619	--	--	0-1	.000	19	1.6	15-0	0	--	--	--	26	2.2
1975-76	4--	--	--	2-5	.400	--	--	1-3	.333	6	1.5	3-0	0	--	--	--	5	1.3
Totals	16--	--	--	15-26	.577	--	--	1-4	.250	25	1.6	18-0	0	--	--	--	31	1.9

**Fred Smithwick #31 • F • 6-7 • 217 • Memphis, Tenn. (Christian Brothers HS)**

Year	GP-GS	Min	Avg	FG-A	Pct	3FG-A	Pct	FT-A	Pct	Rebs	Avg	PF-FO	Ast	TO	Blk	Stl	Pts	Avg
2001-02	2-0	2	1.0	0-0	0.000	0-0	0.000	0-0	0.000	0	0.0	0-0	0	0	0	0	0	0.0
2002-03	3-0	4	1.3	0-0	0.000	0-0	0.000	1-1	1.000	1	0.3	1-0	0	2	0	0	0	0.0
2003-04	6-0	7	1.2	1-3	.333	1-11	0.000	2-21	0.000	1	0.2	2-0	1	0	0	0	5	0.8
2004-05	5-1	10	2.0	0-1	0.000	0-0	0.000	1-2	0.500	4	0.8	1-0	1	1	0	2	1	0.2
Totals	16-1	23	1.4	1-4	.250	1-11	0.000	3-4	.750	6	0.4	4-0	2	3	0	2	6	0.4

**John Snodgrass #54 • C • 6-10 • 195 • Chattanooga, Tenn. (McCallie HS)**

Year	GP-GS	Min	Avg	FG-A	Pct	3FG-A	Pct	FT-A	Pct	Rebs	Avg	PF-FO	Ast	TO	Blk	Stl	Pts	Avg
1983-84	16-0	81	5.1	10-17	.588	--	--	5-5	1.00	15	0.9	14-0	3	7	4	2	25	1.6
1984-85	16-0	76	4.8	7-13	.538	--	--	0-2	0.000	14	0.9	13-0	1	4	2	0	14	0.9
Totals	32-0	157	4.9	17-30	.567	--	--	5-7	.714	29	0.9	27-0	4	11	6	2	39	1.2

**John Snow #45 • G • 6-0 • 165 • Newark, Ohio (Newark HS)**

Year	GP-GS	Min	Avg	FG-A	Pct	3FG-A	Pct	FT-A	Pct	Rebs	Avg	PF-FO	Ast	TO	Blk	Stl	Pts	Avg
1971-72	20--	--	--	83-191	.435	--	--	36-48	.750	76	3.8	31-0	40	--	--	--	202	10.1
1972-73	24--	--	--	136-299	.455	--	--	43-52	.827	97	4.0	68-2	53	--	--	--	315	13.1
1973-74	26--	--	--	173-412	.420	--	--	81-91	.890	95	3.7	68-2	47	--	--	--	427	16.4
Totals	70--	--	--	392-902	.435	--	--	160-191	.838	268	3.8	167-4	140	--	--	--	944	13.5

**Russ Sivey #22 • G • 6-2 • 175 • McMinnville, Tenn. (Warren County HS)**

Year	GP-GS	Min	Avg	FG-A	Pct	3FG-A	Pct	FT-A	Pct	Rebs	Avg	PF-FO	Ast	TO	Blk	Stl	Pts	Avg
1985-86	6-0	8	1.3	0-1	0.000	--	--	0-0	0.000	1	0.2	1-0	0	1	0	0	0	0.0
1986-87	11-0	44	4.0	4-9	.444	1-4	.250	4-7	.571	9	0.8	1-0	7	4	0	3	13	1.2
1987-88	8-4	38	4.8	0-4	0.000	0-3	0.000	2-2	1.000	3	0.4	2-0	5	2	0	1	2	0.3
Totals	25-4	90	3.6	4-14	.286	1-7	.143	6-9	.667	13	0.5	4-0	12	7	0	4	15	0.6

**Mike Stapleton #20 • F • 6-4 • 200 • Salem, Ohio (Salem HS)**

Year	GP-GS	Min	Avg	FG-A	Pct	3FG-A	Pct	FT-A	Pct	Rebs	Avg	PF-FO	Ast	TO	Blk	Stl	Pts	Avg
1976-77	6--	--	--	1-7	.143	--	--	2-2	1.00	6	1.0	4-0	0	--	--	--	4	0.7
1977-78	7--	--	--	2-8	.250	--	--	6-6	1.00	8	1.1	2-0	0	2	1	0	10	1.4
1978-79	9--	26	2.9	1-4	.250	--	--	0-1	0.000	5	0.6	14-1	4	6	2	0	2	0.2
1979-80	6-1	18	3.0	1-3	.333	--	--	3-4	.750	5	0.8	4-0	2	2	1	1	5	0.8
Totals	28-1	44	--	5-22	.227	--	--	11-13	.846	24	0.9	24-1	6	10	4	1	21	0.8

**Jarnell Stokes #5 • F • 6-8 • 260 • Memphis, Tenn. (Southwind HS)**

Year	GP-GS	Min	Avg	FG-A	Pct	3FG-A	Pct	FT-A	Pct	Rebs	Avg	PF-FO	Ast	TO	Blk	Stl	Pts	Avg
2011-12	17-14	436	25.6	63-118	.534	0-3	0.000	37-65	.569	126	7.4	39-1	12	35	23	16	163	9.6
2012-13	33-33	952	28.8	149-282	.528	0-0	0.000	110-194	.567	318	9.6	78-4	42	68	37	23	408	12.4
2013-14	37-37	1199	32.4	199-375	.531	0-0	0.000	160-230	.696	392	10.6	73-7	75	77	34	26	558	15.1
Totals	87-84	2587	29.7	411-775	.530	0-3	0.000	307-489	.628	836	9.6	190-7	129	180	94	65	1129	13.0

**Derek Stribling #21 • F • 6-6 • 185 • Tallahassee, Fla. (Rickards HS)**

Year	GP-GS	Min	Avg	FG-A	Pct	3FG-A	Pct	FT-A	Pct	Rebs	Avg	PF-FO	Ast	TO	Blk	Stl	Pts	Avg
2001-02	31-2	307	9.9	26-78	.333	1-6	.167	4-6	.667	38	1.2	29-0	16	26	1	10	57	1.8
2002-03	27-8	265	9.8	28-60	.467	1-1	1.000	16-18	.889	42	1.6	33-0	16	18	4	14	73	2.7
Totals	58-10	572	9.9	54-138	.391	2-7	.286	20-24	.833	80	1.4	62-0	32	44	5	24	130	2.2

**Tyler Summitt #14 • G • 6-1 • 180 • Knoxville, Tenn. (The Webb School)**

Year	GP-GS	Min	Avg	FG-A	Pct	3FG-A	Pct	FT-A	Pct	Rebs	Avg	PF-FO	Ast	TO	Blk	Stl	Pts	Avg
2010-11	4-0	7	1.8	1-11	0.000	1-11	0.000	0-0	0.000	1	0.3	0-0	0	0	0	0	3	0.8
2011-12	3-0	3	1.0	0-0	0.000	0-0	0.000	0-0	0.000	0	0.0	1-0	0	1	0	0	0	0.0
Totals	7-0	10	1.4	1-11	0.000	1-11	0.000	0-0	0.000	1	0.1	1-0	0	1	0	0	3	0.4

**Clarence Swearngen #11 • G • 6-3 • 180 • Memphis, Tenn. (Kingsbury HS/Connors State JC)**

Year	GP-GS	Min	Avg	FG-A	Pct	3FG-A	Pct	FT-A	Pct	Rebs	Avg	PF-FO	Ast	TO	Blk	Stl	Pts	Avg
1987-88	28-25	773	27.6	90-179	.503	1-8	.125	43-78	.551	56	2.0	84-5	122	77	5	55	224	8.0
1988-89	30-28	920	30.7	131-258	.508	3-20	.150	86-147	.585	101	3.4	92-4	141	85	5	66	351	11.7
Totals	58-53	1693	29.2	221-437	.506	4-28	.143	129-225	.575	157	2.7	176-9	263	162	7	121	575	9.9

**Joe Sylve #43 • F • 6-5 • 185 • New Orleans, La. (Brother Martin HS)**

Year	GP-GS	Min	Avg	FG-A	Pct	3FG-A	Pct	FT-A	Pct	Rebs	Avg	PF-FO	Ast	TO	Blk	Stl	Pts	Avg
1980-81	1--	2	2.0	0-3	0.000	--	--	0-0	0.000									

# ALL-TIME PLAYER STATS

**Josh Tabb #25 • G • 6-4 • 193 • Carbondale, Ill. (Harmony Community School)**

Year	GP-GS	Min	Avg	FG-A	Pct	3FG-A	Pct	FT-A	Pct	Rebs	Avg	PF-FO	Ast	TO	Bk	Stl	Pts	Avg
2006-07	35-3	616	17.6	53-106	50.0	13-43	30.2	5-13	38.5	97	2.8	66-0	37	44	2	30	124	3.5
2007-08	28-0	261	9.3	16-33	48.5	4-15	26.7	0-2	0.00	43	1.5	22-0	31	15	2	19	36	1.3
2008-09	33-11	566	17.2	43-85	50.6	14-33	42.4	13-28	46.4	59	1.8	55-0	56	33	4	24	113	3.4
Totals	96-14	1443	15.0	112-224	50.0	31-90	34.4	18-43	41.9	199	2.1	143-0	124	92	8	73	273	2.8

**Tom Tarver #17 • G • 6-1 • 165 • Knoxville, Tenn.**

Year	GP-GS	Min	Avg	FG-A	Pct	3FG-A	Pct	FT-A	Pct	Rebs	Avg	PF-FO	Ast	TO	Bk	Stl	Pts	Avg
1948-49	9--	--	--	1-11	.091	--	--	1-3	.333	--	--	2--	--	--	--	--	3	0.3

**Cameron Tatum #23 • G/F • 6-7 • 193 • Tucker, Ga. (Tucker HS/The Patterson School)**

Year	GP-GS	Min	Avg	FG-A	Pct	3FG-A	Pct	FT-A	Pct	Rebs	Avg	PF-FO	Ast	TO	Bk	Stl	Pts	Avg
2007-08	7-0	74	10.6	13-26	50.0	3-8	.375	6-14	.429	16	2.3	8-0	6	8	2	8	35	5.0
2008-09	34-4	626	18.4	91-217	.419	43-134	.321	32-53	.604	76	2.2	52-0	30	41	6	17	257	7.6
2009-10	29-6	491	16.9	75-156	.481	28-72	.389	38-56	.679	63	2.2	50-0	31	26	3	16	216	7.4
2010-11	34-33	857	25.2	97-259	.375	34-125	.272	70-105	.667	105	3.1	63-0	78	57	12	30	298	8.8
2011-12	34-34	991	29.1	95-264	.352	47-137	.343	44-58	.759	141	4.1	62-1	87	62	4	26	277	8.1
Totals	138-77	3039	22.0	369-922	.400	155-476	.326	190-286	.664	401	2.9	235-1	232	194	27	97	1083	7.8

**Ron Taylor #15 • G • 6-3 • 190 • Moulton, Ala. (Lawrence County HS/NW Alabama State)**

Year	GP-GS	Min	Avg	FG-A	Pct	3FG-A	Pct	FT-A	Pct	Rebs	Avg	PF-FO	Ast	TO	Bk	Stl	Pts	Avg
1988-89	19-3	187	9.8	31-83	.373	27-71	.380	5-9	.556	19	1.0	24-0	11	8	0	9	94	4.9
1989-90	29-8	477	16.4	69-172	.401	37-106	.349	13-24	.542	58	2.0	33-0	28	36	1	14	188	6.5
Totals	48-11	664	13.8	100-255	.392	64-177	.362	18-33	.545	77	1.6	57-0	39	44	1	23	282	5.9

**Kenne Tettefeller #23 • G • 6-3 • 180 • Maryville, Tenn. (Everett HS/Walters State CC)**

Year	GP-GS	Min	Avg	FG-A	Pct	3FG-A	Pct	FT-A	Pct	Rebs	Avg	PF-FO	Ast	TO	Bk	Stl	Pts	Avg
1977-78	14--	--	--	7-20	.350	--	--	6-8	.750	15	1.1	5-0	3	4	0	3	20	1.4
1978-79	17--	--	--	13-20	.650	--	--	7-9	.778	7	0.4	13-0	3	4	1	3	33	1.9
Totals	31--	--	--	20-40	.500	--	--	13-17	.765	22	0.7	18-0	6	8	1	6	53	1.7

**Eddie Test #22 • G • 6-3 • 195 • Chattanooga, Tenn. (Central HS)**

Year	GP-GS	Min	Avg	FG-A	Pct	3FG-A	Pct	FT-A	Pct	Rebs	Avg	PF-FO	Ast	TO	Bk	Stl	Pts	Avg
1959-60	23--	--	--	81-217	.373	--	--	63-89	.708	185	8.0	85-6	--	--	--	--	225	9.8
1960-61	25--	--	--	100-276	.362	--	--	80-125	.640	200	8.0	72-5	--	--	--	--	280	11.2
Totals	48--	--	--	181-493	.367	--	--	143-214	.668	385	8.0	157-11	--	--	--	--	505	10.5

**Kyle Testerman #20 • F • 6-3 • 195 • Knoxville, Tenn. (Knoxville HS)**

Year	GP-GS	Min	Avg	FG-A	Pct	3FG-A	Pct	FT-A	Pct	Rebs	Avg	PF-FO	Ast	TO	Bk	Stl	Pts	Avg
1953-54	1--	--	--	0-3	.000	--	--	0-0	.000	1	1.0	0-0	--	--	--	--	0	0.0
1954-55	5--	--	--	0-7	.000	--	--	3-6	.500	8	1.6	3-0	--	--	--	--	3	0.6
Totals	6--	--	--	0-10	.000	--	--	3-6	.500	9	1.5	3-0	--	--	--	--	3	0.5

**Jack Thomas #17/#33**

Year	GP-GS	Min	Avg	FG-A	Pct	3FG-A	Pct	FT-A	Pct	Rebs	Avg	PF-FO	Ast	TO	Bk	Stl	Pts	Avg
1947-48	13--	--	--	6-27	.222	--	--	3-8	.375	--	--	14--	--	--	--	--	15	1.2

**Stacey Thomas #24 • C • 6-7 • 230 • Gainesville, Ga. (East Hall HS)**

Year	GP-GS	Min	Avg	FG-A	Pct	3FG-A	Pct	FT-A	Pct	Rebs	Avg	PF-FO	Ast	TO	Bk	Stl	Pts	Avg
1984-85	21-0	175	8.3	24-54	.444	0-0	.000	7-13	.538	29	1.4	41-0	2	12	2	4	55	2.6

**Darius Thompson #15 • G • 6-5 • 181 • Murfreesboro, Tenn. (Blackman HS)**

Year	GP-GS	Min	Avg	FG-A	Pct	3FG-A	Pct	FT-A	Pct	Rebs	Avg	PF-FO	Ast	TO	Bk	Stl	Pts	Avg
2013-14	37-10	620	16.8	32-84	.381	8-41	.195	23-31	.742	73	2.0	56-2	87	34	8	36	95	2.6

**Herman Thompson #15 • G • 5-11 • 160 • Alcoa, Tenn. (Alcoa HS)**

Year	GP-GS	Min	Avg	FG-A	Pct	3FG-A	Pct	FT-A	Pct	Rebs	Avg	PF-FO	Ast	TO	Bk	Stl	Pts	Avg
1953-54	22--	--	--	62-178	.348	--	--	32-56	.571	73	3.3	50--	--	--	--	--	156	7.1
1954-55	22--	--	--	122-298	.409	--	--	66-97	.680	106	4.8	67--	--	--	--	--	310	14.1
1955-56	24--	--	--	159-414	.384	--	--	115-175	.657	120	5.0	62--	--	--	--	--	433	18.0
1956-57	22--	--	--	152-388	.392	--	--	116-155	.748	95	4.3	56--	--	--	--	--	420	19.1
Totals	90--	--	--	495-1278	.387	--	--	329-483	.681	394	4.4	235--	--	--	--	--	1319	14.7

**Shaun Thompson #40 • F • 6-7 • 210 • Fitzgerald, Ga. (Fitzgerald HS)**

Year	GP-GS	Min	Avg	FG-A	Pct	3FG-A	Pct	FT-A	Pct	Rebs	Avg	PF-FO	Ast	TO	Bk	Stl	Pts	Avg
1988-89	3-0	7	2.3	1-2	.500	0-0	.000	4-4	1.00	3	1.0	0-0	1	1	0	0	6	2.0
1989-90	8-2	78	9.8	7-14	.500	0-0	.000	2-5	.400	15	1.9	6-0	2	4	0	1	16	2.0
Totals	11-2	85	7.7	8-16	.500	0-0	.000	6-9	.667	18	1.6	6-0	3	5	0	1	22	2.0

**Chuck Threaths #31 • C • 6-6 • 210 • Lackawanna, N.Y. (Lackawanna HS)**

Year	GP-GS	Min	Avg	FG-A	Pct	3FG-A	Pct	FT-A	Pct	Rebs	Avg	PF-FO	Ast	TO	Bk	Stl	Pts	Avg
1976-77	27--	--	--	25-35	.714	--	--	6-23	.261	75	2.8	44-2	1	--	--	--	56	2.1
1977-78	8--	--	--	22-41	.537	--	--	8-21	.381	33	4.1	19-1	3	9	2	3	52	6.5
1978-79	32--	545	17.0	92-172	.535	--	--	25-55	.455	120	3.8	90-3	6	41	14	10	209	6.5
1979-80	24-3	301	12.5	45-85	.529	--	--	13-31	.419	94	3.9	54-1	4	35	6	7	103	4.3
Totals	91-3	846	--	184-333	.553	--	--	52-130	.400	322	3.5	207-7	14	85	22	20	420	4.6

**Wayne Tiller #33 • F • 6-8 • 225 • Erin, Tenn. (Houston County HS)**

Year	GP-GS	Min	Avg	FG-A	Pct	3FG-A	Pct	FT-A	Pct	Rebs	Avg	PF-FO	Ast	TO	Bk	Stl	Pts	Avg
1984-85	1-0	4	4.0	0-0	.000	--	--	0-0	.000	1	1.0	1-0	2	0	0	0	0	0.0

**Wayne Tomlinson #51 • F • 6-9 • 210 • El Paso, Texas (Eastwood HS)**

Year	GP-GS	Min	Avg	FG-A	Pct	3FG-A	Pct	FT-A	Pct	Rebs	Avg	PF-FO	Ast	TO	Bk	Stl	Pts	Avg
1971-72	22--	--	--	18-30	.600	--	--	18-28	.643	76	3.5	41-2	7	--	--	--	54	2.5
1972-73	22--	--	--	35-58	.603	--	--	48-58	.828	86	3.9	63-3	17	--	--	--	118	5.4
1973-74	25--	--	--	45-81	.556	--	--	25-39	.641	132	5.3	68-2	26	--	--	--	115	4.6
Totals	69--	--	--	98-169	.580	--	--	91-125	.728	294	4.3	172-7	50	--	--	--	287	4.2



**Gene Tormohlen #54 • C • 6-8 • 215 • Holland, Ind. (Holland HS)**

Year	GP-GS	Min	Avg	FG-A	Pct	3FG-A	Pct	FT-A	Pct	Rebs	Avg	PF-FO	Ast	TO	Blk	Stl	Pts	Avg
1956-57	22--	--	--	109-258	.422	--	--	57-110	.518	357	16.2	85--	--	--	--	--	275	12.5
1957-58	23--	--	--	141-330	.427	--	--	90-136	.662	384	16.7	87--	--	--	--	--	372	16.2
1958-59	21--	--	--	142-366	.388	--	--	89-139	.640	372	17.7	80-6-	--	--	--	--	373	17.8
Totals	66--	--	--	392-954	.411	--	--	236-385	.613	1113	16.9	252-6-	--	--	--	--	1020	15.5

**Vinnie Tracey #21 • F • 6-5 • 185 • North Baltimore, N.Y. (Maria Regina HS/Boston College)**

Year	GP-GS	Min	Avg	FG-A	Pct	3FG-A	Pct	FT-A	Pct	Rebs	Avg	PF-FO	Ast	TO	Blk	Stl	Pts	Avg
1973-74	11--	--	--	3-19	.158	--	--	3-5	.600	9	0.8	9-0	1	--	--	--	9	0.8
1974-75	4--	--	--	4-7	.571	--	--	0-0	.000	3	0.8	3-0	1	--	--	--	8	2.0
Totals	15--	--	--	7-26	.269	--	--	3-5	.600	12	0.8	12-0	2	--	--	--	17	1.1

**Tom Tracy #11**

Year	GP-GS	Min	Avg	FG-A	Pct	3FG-A	Pct	FT-A	Pct	Rebs	Avg	PF-FO	Ast	TO	Blk	Stl	Pts	Avg
1954-55	4--	--	--	0-3	.000	--	--	1-2	.500	2	0.5	2-0	--	--	--	--	1	0.3

**Joe Treadway #21 • G • 5-10 • 150 • Happy Valley, Tenn.**

Year	GP-GS	Min	Avg	FG-A	Pct	3FG-A	Pct	FT-A	Pct	Rebs	Avg	PF-FO	Ast	TO	Blk	Stl	Pts	Avg
1950-51	9--	--	--	11-29	.379	--	--	14-18	.778	--	--	8--	--	--	--	--	36	4.0
1951-52	13--	--	--	16-44	.364	--	--	7-13	.538	--	--	15--	--	--	--	--	39	3.0
Totals	22--	--	--	27-73	.370	--	--	21-31	.677	--	--	23--	--	--	--	--	75	3.4

**Eric Turner #35 • G • 6-4 • 180 • Carson, Calif. (Susan Miller Dorsey HS/LA City College)**

Year	GP-GS	Min	Avg	FG-A	Pct	3FG-A	Pct	FT-A	Pct	Rebs	Avg	PF-FO	Ast	TO	Blk	Stl	Pts	Avg
1988-89	1-0	1	1.0	0-0	.000	0-0	.000	0-0	.000	0	0.0	0-0	0	1	0	1	0	0.0

**Zach Turner #30 • F • 6-7 • 245 • Charlotte, N.C. (Christian HS)**

Year	GP-GS	Min	Avg	FG-A	Pct	3FG-A	Pct	FT-A	Pct	Rebs	Avg	PF-FO	Ast	TO	Blk	Stl	Pts	Avg
1999-00	11-0	21	1.9	3-8	.375	0-0	.000	0-2	.000	6	0.5	2-0	1	4	2	1	6	0.5
2000-01	8-0	14	1.8	1-4	.250	0-0	.000	0-2	.000	4	0.5	1-0	0	3	1	0	2	0.3
2001-02	8-0	14	1.8	2-5	.400	0-0	.000	0-0	.000	3	0.4	3-0	0	1	0	0	4	0.5
2002-03	6-1	10	1.7	1-4	.250	0-0	.000	0-0	.000	5	0.8	0-0	1	1	0	0	2	0.3
Totals	33-1	59	1.8	7-21	.333	0-0	.000	0-4	.000	18	0.5	6-0	2	9	3	1	14	0.4

**Steve Van Antwerp #34 • G • 6-3 • 165 • Franklin, Ind. (Franklin HS)**

Year	GP-GS	Min	Avg	FG-A	Pct	3FG-A	Pct	FT-A	Pct	Rebs	Avg	PF-FO	Ast	TO	Blk	Stl	Pts	Avg
1960-61	6--	--	--	2-8	.250	--	--	0-2	.000	4	0.7	1-0	--	--	--	--	4	0.7

**Isiah Victor #44 • F • 6-9 • 220 • Hopkinsville, Ky. (University Heights HS)**

Year	GP-GS	Min	Avg	FG-A	Pct	3FG-A	Pct	FT-A	Pct	Rebs	Avg	PF-FO	Ast	TO	Blk	Stl	Pts	Avg
1997-98	29-7	599	20.7	78-154	.506	2-6	.333	65-113	.575	159	5.5	75-10	20	61	30	27	223	7.7
1998-99	30-9	719	24.0	126-214	.589	3-10	.300	84-141	.596	219	7.3	78-23	25	66	36	25	339	11.3
1999-00	33-33	670	20.3	112-223	.502	6-19	.316	89-136	.654	202	6.1	74-24	24	82	40	33	319	9.7
2000-01	33-32	869	26.3	153-282	.543	4-15	.267	113-182	.621	219	6.6	81-10	34	74	34	19	423	12.8
Totals	125-81	2857	22.9	469-873	.537	15-50	.300	351-572	.614	799	6.4	308-6-	97	283	140	104	1304	10.4

**Eddie Voelker #41 • G • 6-2 • 160 • Louisville, Ky. (Bishop David HS)**

Year	GP-GS	Min	Avg	FG-A	Pct	3FG-A	Pct	FT-A	Pct	Rebs	Avg	PF-FO	Ast	TO	Blk	Stl	Pts	Avg
1970-71	16--	--	--	4-14	.286	--	--	2-6	.333	7	0.4	6-0	4	--	--	--	10	0.6
1971-72	16--	--	--	6-14	.429	--	--	25-38	.658	11	0.7	34-1	54	--	--	--	37	2.3
1972-73	22--	--	--	3-8	.375	--	--	13-15	.867	8	0.4	22-0	7	--	--	--	19	0.9
Totals	54--	--	--	13-36	.361	--	--	40-59	.678	26	0.5	62-1	65	--	--	--	66	1.2

**Pat Walden #43 • F • 6-5 • 215 • Knoxville, Tenn. (Karns HS)**

Year	GP-GS	Min	Avg	FG-A	Pct	3FG-A	Pct	FT-A	Pct	Rebs	Avg	PF-FO	Ast	TO	Blk	Stl	Pts	Avg
1981-82	2-0	3	1.5	0-0	.000	--	--	2-2	1.00	0	0.0	1-0	0	1	0	0	2	1.0

**Harris Walker #5 • G • 6-1 • 170 • Chattanooga, Tenn. (Brainerd HS/Hargrave Academy)**

Year	GP-GS	Min	Avg	FG-A	Pct	3FG-A	Pct	FT-A	Pct	Rebs	Avg	PF-FO	Ast	TO	Blk	Stl	Pts	Avg
1999-00	33-0	373	11.3	29-85	.341	6-19	.316	11-21	.524	50	1.5	53-1	59	47	1	26	75	2.3
2000-01	33-1	419	12.7	62-131	.473	12-31	.387	14-24	.583	47	1.4	70-2	67	62	1	24	150	4.5
Totals	66-1	792	12.0	91-216	.421	18-50	.360	25-45	.556	97	1.5	123-3	126	109	2	50	225	3.4

**Bill Wallace #24/#51/#20/#21 • C • 6-6 • 195 • Clearwater, Fla. (Clearwater HS)**

Year	GP-GS	Min	Avg	FG-A	Pct	3FG-A	Pct	FT-A	Pct	Rebs	Avg	PF-FO	Ast	TO	Blk	Stl	Pts	Avg
1960-61	1--	--	--	0-0	.000	--	--	0-0	.000	1	1.0	0-0	--	--	--	--	0	0.0
1961-62	3--	--	--	3-4	.750	--	--	1-3	.333	2	0.7	1-0	--	--	--	--	7	2.3
Totals	4--	--	--	3-4	.750	--	--	1-3	.333	3	0.8	1-0	--	--	--	--	7	1.8

**Paul "Lefty" Walther #14 • F • 6-2 • 155 • Covington, Ky.**

Year	GP-GS	Min	Avg	FG-A	Pct	3FG-A	Pct	FT-A	Pct	Rebs	Avg	PF-FO	Ast	TO	Blk	Stl	Pts	Avg
1947-48	25--	--	--	118-331	.356	--	--	98-137	.715	--	--	81--	--	--	--	--	334	13.4
1948-49	26--	--	--	176-470	.374	--	--	110-164	.671	--	--	79--	--	--	--	--	462	17.8
Totals	51--	--	--	294-801	.367	--	--	208-301	.691	--	--	160--	--	--	--	--	796	15.6

**Wes Washpun #4 • G • 6-1 • 165 • Cedar Rapids, Iowa (Washington HS)**

Year	GP-GS	Min	Avg	FG-A	Pct	3FG-A	Pct	FT-A	Pct	Rebs	Avg	PF-FO	Ast	TO	Blk	Stl	Pts	Avg
2011-12	17-0	173	10.2	6-21	.286	0-3	.000	4-8	.500	22	1.3	22-0	23	15	7	8	16	0.9

**C.J. Watson #32 • G • 6-2 • 170 • Las Vegas, Nev. (Bishop Gorman HS)**

Year	GP-GS	Min	Avg	FG-A	Pct	3FG-A	Pct	FT-A	Pct	Rebs	Avg	PF-FO	Ast	TO	Blk	Stl	Pts	Avg
2002-03	29-28	1038	35.8	80-188	.426	24-66	.364	79-121	.653	121	4.2	57-0	160	85	6	36	263	9.1
2003-04	29-29	982	33.9	104-249	.418	44-107	.411	82-103	.796	123	4.2	55-2	145	73	3	45	334	11.5
2004-05	31-31	1082	34.9	109-266	.410	48-128	.375	103-136	.757	101	3.3	71-0	155	96	1	59	369	11.9
2005-06	30-30	956	31.9	136-291	.467	49-116	.422	137-156	.878	93	3.1	77-2	117	63	4	59	458	15.3
Totals	119-118	4058	34.1	429-994	.432	165-417	.396	401-516	.777	438	3.7	260-4	577	317	14	198	1424	12.0

# ALL-TIME PLAYER STATS

Brandon Wharton													#15 • G • 6-3 • 190 • Nashville, Tenn. (Overton HS)												
Year	GP-GS	Min	Avg	FG-A	Pct	3FG-A	Pct	FT-A	Pct	Rebs	Avg	PF-FO	Ast	TO	Blk	Stl	Pts	Avg							
1995-96	29-29	1017	35.1	112-298	.376	56-141	.397	86-115	.748	100	3.4	68-0	82	93	6	23	366	12.6							
1996-97	27-26	962	35.6	153-371	.412	58-135	.430	90-113	.796	108	4.0	66-1	53	87	13	38	454	16.8							
1997-98	29-28	977	33.7	143-365	.392	63-147	.429	92-127	.724	107	3.7	68-0	87	61	6	42	441	15.2							
1998-99	30-30	948	31.6	132-332	.398	54-155	.348	72-95	.758	77	2.6	66-1	93	75	10	47	390	13.0							
Totals	115-113	3904	33.9	540-1366	.395	231-578	.400	340-450	.756	392	3.4	268-2	315	316	35	150	1651	14.4							

Tony White													#11 • G • 6-2 • 170 • Charlotte, N.C. (Independence HS)												
Year	GP-GS	Min	Avg	FG-A	Pct	3FG-A	Pct	FT-A	Pct	Rebs	Avg	PF-FO	Ast	TO	Blk	Stl	Pts	Avg							
1983-84	34-16	796	23.4	117-249	.470	--	--	79-107	.738	43	1.3	72-3	57	54	3	19	313	9.2							
1984-85	36-26	1117	31.0	221-432	.512	--	--	131-162	.809	88	2.4	104-4	77	87	1	24	573	15.9							
1985-86	28-28	1031	36.8	249-493	.505	--	--	124-142	.873	59	2.1	60-3	66	69	1	25	622	22.2							
1986-87	29-29	1090	37.6	259-530	.489	28-68	.412	165-183	.902	95	3.3	75-4	45	69	0	26	711	24.5							
Totals	127-99	4034	31.8	846-1704	.496	28-68	.412	499-594	.840	285	2.2	311-4	245	279	5	94	2219	17.5							

Kevin Whitted													#44 • F • 6-9 • 220 • Wilmington, N.C. (Laney HS)												
Year	GP-GS	Min	Avg	FG-A	Pct	3FG-A	Pct	FT-A	Pct	Rebs	Avg	PF-FO	Ast	TO	Blk	Stl	Pts	Avg							
1992-93	30-0	467	15.6	81-145	.559	2-8	.250	23-33	.697	86	2.9	60-1	5	41	23	9	187	6.2							
1993-94	27-13	515	19.1	83-188	.441	9-37	.243	22-35	.629	85	3.1	45-1	15	31	24	11	197	7.3							
1994-95	27-13	711	26.3	137-258	.531	1-8	.125	49-54	.909	112	4.1	72-2	16	43	11	13	323	12.0							
Totals	84-26	1693	20.2	301-591	.509	12-53	.226	93-122	.762	283	3.4	177-4	36	115	58	33	707	8.4							

Ron Widby													#53 • F • 6-4 • 209 • Knoxville, Tenn. (Fulton HS)												
Year	GP-GS	Min	Avg	FG-A	Pct	3FG-A	Pct	FT-A	Pct	Rebs	Avg	PF-FO	Ast	TO	Blk	Stl	Pts	Avg							
1964-65	25--	--	--	162-356	.455	--	--	38-49	.776	207	8.3	66-0	--	--	--	--	362	14.5							
1965-66	26--	--	--	193-463	.417	--	--	65-83	.783	209	8.0	54-0	--	--	--	--	451	17.3							
1966-67	28--	--	--	257-537	.479	--	--	105-127	.827	244	8.7	76-0	--	--	--	--	619	22.1							
Totals	79--	--	--	612-1356	.451	--	--	208-259	.803	660	8.4	196-0	--	--	--	--	1432	18.1							

Carl Widseth													#21 • C • 6-3 • 180 • Minneapolis, Minn. (Davenport HS)												
Year	GP-GS	Min	Avg	FG-A	Pct	3FG-A	Pct	FT-A	Pct	Rebs	Avg	PF-FO	Ast	TO	Blk	Stl	Pts	Avg							
1952-53	21--	--	--	111-257	.432	--	--	100-144	.694	165	7.9	--	--	--	--	--	322	15.3							
1953-54	22--	--	--	135-336	.402	--	--	152-225	.676	244	11.1	58--	--	--	--	--	422	19.2							
1954-55	21--	--	--	135-316	.427	--	--	147-191	.770	236	11.2	35--	--	--	--	--	417	19.9							
1955-56	24--	--	--	150-353	.425	--	--	222-288	.771	292	12.2	57--	--	--	--	--	522	21.8							
Totals	88--	--	--	531-1262	.421	--	--	621-848	.732	937	10.6	150--	--	--	--	--	1683	19.1							

Craig Wiener													#22 • G • 6-3 • 190 • Memphis, Tenn. (Ridgeway HS)												
Year	GP-GS	Min	Avg	FG-A	Pct	3FG-A	Pct	FT-A	Pct	Rebs	Avg	PF-FO	Ast	TO	Blk	Stl	Pts	Avg							
1979-80	3-0	5	1.7	0-0	.000	--	--	2-2	1.00	1	0.3	1-0	0	3	0	0	2	0.7							

Ed Wiener													#19 • F • 6-3 • 185 • Brooklyn, N.Y. (Erasmus Hall HS)												
Year	GP-GS	Min	Avg	FG-A	Pct	3FG-A	Pct	FT-A	Pct	Rebs	Avg	PF-FO	Ast	TO	Blk	Stl	Pts	Avg							
1951-52	8--	--	--	1-8	.125	--	--	1-4	.250	--	--	6--	--	--	--	--	3	0.4							
1952-53	21--	--	--	133-366	.363	--	--	95-158	.601	202	9.6	--	--	--	--	--	361	17.2							
1953-54	22--	--	--	154-410	.376	--	--	106-145	.731	180	8.2	45--	--	--	--	--	414	18.8							
1954-55	22--	--	--	165-395	.418	--	--	104-158	.658	156	7.1	47--	--	--	--	--	434	19.7							
Totals	73--	--	--	453-1179	.384	--	--	306-465	.658	538	--	98--	--	--	--	--	1212	16.6							

Elgrave Wilborn													#15 • F • 6-8 • 230 • Springfield, Ohio (South HS)												
Year	GP-GS	Min	Avg	FG-A	Pct	3FG-A	Pct	FT-A	Pct	Rebs	Avg	PF-FO	Ast	TO	Blk	Stl	Pts	Avg							
2001-02	29-4	376	13.0	37-71	.521	0-1	.000	16-34	.471	85	2.9	44-0	7	35	16	4	90	3.1							
2002-03	29-1	493	17.0	37-63	.587	0-0	.000	9-26	.346	135	4.7	63-2	17	30	45	9	83	2.9							
Totals	58-5	869	15.0	74-134	.552	0-1	.000	25-60	.417	220	3.8	107-2	24	65	61	13	173	3.0							

Tanner Wild													#24 • G • 6-0 • 170 • Huntington, W.Va. (Huntington HS)												
Year	GP-GS	Min	Avg	FG-A	Pct	3FG-A	Pct	FT-A	Pct	Rebs	Avg	PF-FO	Ast	TO	Blk	Stl	Pts	Avg							
2005-06	3-0	5	1.7	0-1	.000	0-1	.000	0-0	.000	1	0.3	0-0	0	0	0	0	0	0.0							
2006-07	10-0	13	1.3	1-5	.200	1-2	.500	0-0	.000	1	0.1	2-0	1	1	0	0	3	0.3							
2007-08	9-0	16	1.8	2-4	.500	1-11	.000	1-3	.333	1	0.1	0-0	1	1	0	1	6	0.7							
2008-09	5-0	8	1.6	1-3	.333	1-3	.333	1-2	.500	3	0.6	0-0	1	0	0	0	4	0.8							
Totals	27-0	42	1.6	4-13	.308	3-7	.429	2-5	.400	6	0.2	2-0	3	2	0	1	13	0.5							

Brian Williams													#33 • C • 6-10 • 272 • Bronx, N.Y. (Harmony Community Prep)												
Year	GP-GS	Min	Avg	FG-A	Pct	3FG-A	Pct	FT-A	Pct	Rebs	Avg	PF-FO	Ast	TO	Blk	Stl	Pts	Avg							
2007-08	33-1	370	11.2	38-63	.603	1-2	.500	16-32	.500	115	3.5	57-1	12	18	8	10	93	2.8							
2008-09	34-3	559	16.4	70-130	.538	3-10	.300	27-53	.509	189	5.6	89-0	24	31	20	18	170	5.0							
2009-10	27-11	515	19.1	65-129	.504	0-1	.000	21-38	.553	173	6.4	71-0	21	32	20	10	151	5.6							
2010-11	32-15	735	23.0	89-175	.509	1-11	.000	40-78	.513	238	7.4	101-4	46	43	22	18	219	6.8							
Totals	126-30	2179	17.3	262-497	.527	5-14	.357	104-201	.517	715	5.7	318-5	103	124	70	56	633	5.0							

Shane Williams													#20 • G • 6-0 • 160 • Johnson City, Tenn. (Science Hill HS/NE Oklahoma A&M)												
Year	GP-GS	Min	Avg	FG-A	Pct	3FG-A	Pct	FT-A	Pct	Rebs	Avg	PF-FO	Ast	TO	Blk	Stl	Pts	Avg							
1994-95	27-27	1034	38.3	75-200	.375	44-132	.333	23-29	.793	90	3.3	75-3	78	64	2	41	217	8.0							
1995-96	29-29	1079	37.2	75-198	.379	50-132	.379	38-55	.691	111	3.8	70-0	113	41	3	36	238	8.2							
Totals	56-56	2113	37.7	150-398	.377	94-264	.356	61-84	.726	201	3.6	145-3	191	105	5	77	455	8.1							

Tommy Wilson													#50 • G • 6-0 • 170 • Springfield, Ohio (Springfield HS)												
Year	GP-GS	Min	Avg	FG-A	Pct	3FG-A	Pct	FT-A	Pct	Rebs	Avg	PF-FO	Ast	TO	Blk	Stl	Pts	Avg							
1960-61	18--	--	--	27-59	.458	--	--	8-11	.727	22	1.2	25-1	--	--	--	--	62	3.4							
1961-62	23--	--	--	129-303	.426	--	--	84-96	.875	80	3.5	49-1	--	--	--	--	342	14.9							
1962-63	24--	--	--	38-99	.384	--	--	38-49	.776	30	1.3	28-0	--	--	--	--	114	4.8							
Totals	65--	--	--	194-461	.421	--	--	130-156	.833	132	2.0	102-2	--	--	--	--	518	8.0							

John Winchester													#5 • G • 6-4 • 175 • Stamford, Conn. (Marist HS/Milford Academy)												
Year	GP-GS	Min	Avg	FG-A	Pct	3FG-A	Pct	FT-A	Pct	Rebs	Avg	PF-FO	Ast	TO	Blk	Stl	Pts	Avg							
2002-03	25-1	198	7.9	11-48	.229	7-30	.233	8-10	.800	21	0.8	23-0	15	22	0	2	37	1.5							
2003-04	29-13	578	19.9	51-142	.359	25-80	.313	30-37	.811	57	2.0	53-1													



**Major Wingate #1 • C • 6-10 • 250 • Florence, S.C. (North Gwinnett [Ga.] HS)**

Year	GP-GS	Min	Avg	FG-A	Pct	3FG-A	Pct	FT-A	Pct	Rebs	Avg	PF-FO	Ast	TO	Blk	Stl	Pts	Avg
2003-04	29-15	470	16.2	47	39.6	0-0	0.000	26-40	650	73	2.5	58-50	18	42	18	10	104	3.6
2004-05	30-8	511	17.0	54	50.7	0-0	0.000	42-72	583	91	3.0	66-1	14	37	20	12	150	5.0
2005-06	30-29	748	24.9	125	225.5	1-5	200	66-106	623	121	4.0	77-1	31	70	32	13	317	10.6
Totals	89-52	1729	19.4	218	428.5	1-5	200	134-218	615	285	3.2	201-2	63	149	70	35	571	6.4

**Lang Wiseman #22 • G • 6-4 • 200 • Arlington, Tenn. (Bolton HS)**

Year	GP-GS	Min	Avg	FG-A	Pct	3FG-A	Pct	FT-A	Pct	Rebs	Avg	PF-FO	Ast	TO	Blk	Stl	Pts	Avg
1989-90	28-0	292	10.4	27	77	10-34	294	13-20	650	29	1.0	36-0	29	18	2	8	77	2.8
1990-91	33-30	994	30.1	155	346.4	54-170	318	70-85	824	100	3.0	81-2	104	102	4	4	434	13.2
1991-92	33-30	876	26.5	131	293.4	39-96	406	44-60	733	135	4.1	87-1	71	63	8	27	345	10.5
1992-93	29-22	748	25.8	106	248.4	49-125	392	39-54	722	89	3.1	66-2	4	57	6	2	300	10.3
Totals	123-82	2910	23.7	419	964.4	152-425	358	166-219	758	353	2.9	270-5	248	240	20	128	1156	9.4

**Howard Wood #44 • C • 6-7 • 235 • East Hampton, N.Y. (East Hampton HS)**

Year	GP-GS	Min	Avg	FG-A	Pct	3FG-A	Pct	FT-A	Pct	Rebs	Avg	PF-FO	Ast	TO	Blk	Stl	Pts	Avg
1977-78	24--	--	--	48	93	26-38	684	101	4.2	37-1	7	17	3	6	122	5.1		
1978-79	33--	620	18.8	114	230.4	56-73	767	144	4.4	68-0	15	49	8	16	284	8.6		
1979-80	29-2	646	22.3	141	280.5	97-113	858	151	5.2	67-0	12	37	11	23	379	13.1		
1980-81	29-29	985	34.0	150	287.5	116-144	805	199	6.9	85-1	40	75	18	33	416	14.3		
Totals	115-31	--	--	453	890.5	295-368	801	595	5.2	257-2	74	178	40	78	1201	10.4		

**Jim Woodall #44 • F • 6-6 • 215 • Charleston, W.Va. (Dunbar HS)**

Year	GP-GS	Min	Avg	FG-A	Pct	3FG-A	Pct	FT-A	Pct	Rebs	Avg	PF-FO	Ast	TO	Blk	Stl	Pts	Avg
1968-69	27--	--	--	8-19	421	5-9	556	32	1.2	28-0	1	--	--	--	--	--	21	0.8
1969-70	24--	--	--	23	44	22-31	710	95	4.0	49-2	16	--	--	--	--	--	68	2.8
1970-71	26--	--	--	64	117	50-63	794	161	6.2	93-7	26	--	--	--	--	--	178	6.8
Totals	77--	--	--	95	180	77-103	748	288	3.7	170-9	43	--	--	--	--	--	267	3.5

**Kevin Woods #31 • F • 6-6 • 190 • Baltimore, Md. (Dunbar HS)**

Year	GP-GS	Min	Avg	FG-A	Pct	3FG-A	Pct	FT-A	Pct	Rebs	Avg	PF-FO	Ast	TO	Blk	Stl	Pts	Avg
1981-82	24-0	180	7.5	23	42.5	7-8	875	12	0.5	14-0	7	11	3	4	53	2.2		
1982-83	26-7	459	17.7	33	75.4	10-12	833	51	2.0	46-1	16	32	2	7	76	2.9		
1983-84	31-16	603	19.5	65	149.4	15-24	625	67	2.2	54-0	23	23	2	4	145	4.7		
1984-85	12-3	170	14.2	12	27.4	2-3	667	24	2.0	23-0	4	5	0	8	26	2.2		
Totals	93-26	1412	15.2	133	293.4	34-47	723	154	1.7	137-1	50	71	7	23	300	3.2		

**Rodney Woods #10 • G • 5-11 • 155 • Four Mile, Ky. (Lone Jack HS)**

Year	GP-GS	Min	Avg	FG-A	Pct	3FG-A	Pct	FT-A	Pct	Rebs	Avg	PF-FO	Ast	TO	Blk	Stl	Pts	Avg
1972-73	24--	--	--	99	225.4	36-40	900	41	1.7	57-1	142	--	--	--	--	--	234	9.8
1973-74	26--	--	--	105	243.3	45-53	849	45	1.7	41-1	156	--	--	--	--	--	255	9.8
1974-75	26--	--	--	96	211.4	35-43	814	39	1.5	43-1	227	--	--	--	--	--	227	8.7
Totals	76--	--	--	300	679.4	116-136	853	125	1.6	141-3	525	--	--	--	--	--	716	9.4

**Terrence Woods #31 • G • 6-3 • 185 • Memphis, Tenn. (Treadwell HS)**

Year	GP-GS	Min	Avg	FG-A	Pct	3FG-A	Pct	FT-A	Pct	Rebs	Avg	PF-FO	Ast	TO	Blk	Stl	Pts	Avg
1999-00	32-0	242	7.6	40	85.4	26-64	406	4-6	667	31	1.0	31-0	18	15	0	13	110	3.4
2000-01	32-0	409	12.8	61	165.3	48-125	384	20-25	800	41	1.3	44-1	29	29	0	17	190	5.9
Totals	64-0	651	10.2	101	250.4	74-189	392	24-31	774	72	1.1	75-1	47	44	0	30	300	4.7

**Brad Woodson #32 • G • 6-0 • 180 • Murfreesboro, Tenn. (Riverdale HS)**

Year	GP-GS	Min	Avg	FG-A	Pct	3FG-A	Pct	FT-A	Pct	Rebs	Avg	PF-FO	Ast	TO	Blk	Stl	Pts	Avg
2015-16	10-0	63	6.3	2-14	143	1-9	111	2-2	1,000	8	0.8	6-0	3	2	0	1	7	0.7

**Dominic Woodson #55 • F • 6-10 • 290 • Austin, Texas (Huntington Pre [W.Va.]/Univ. of Memphis)**

Year	GP-GS	Min	Avg	FG-A	Pct	3FG-A	Pct	FT-A	Pct	Rebs	Avg	PF-FO	Ast	TO	Blk	Stl	Pts	Avg
2014-15	4-0	48	12.0	6	12.5	0-0	0.000	2-6	333	8	2.0	12-1	1	3	2	3	14	3.5

**Renaldo Woolridge #0/#3 • F • 6-9 • 215 • Sherman Oaks, Calif. (Harvard-Westlake HS)**

Year	GP-GS	Min	Avg	FG-A	Pct	3FG-A	Pct	FT-A	Pct	Rebs	Avg	PF-FO	Ast	TO	Blk	Stl	Pts	Avg
2008-09	32-6	283	8.8	28	90.3	19-69	275	9-17	529	43	1.3	31-0	17	11	8	4	84	2.6
2009-10	28-10	365	13.0	33	86.3	15-47	319	14-24	583	80	2.9	38-0	9	24	11	7	95	3.4
2010-11	8-0	72	9.0	6	17.3	0-8	0.000	1-2	500	11	1.4	9-0	4	4	2	0	13	1.6
2011-12	25-4	341	13.6	43	106.4	16-43	372	6-11	545	82	3.3	29-0	7	16	5	2	108	4.3
Totals	93-20	1061	11.4	110	299.3	50-167	299	30-54	556	216	2.3	107-0	37	55	26	13	300	3.2

**Lou Wright #42 • G • 6-5 • 195 • Memphis, Tenn. (Raleigh-Egypt HS/SW Tennessee CC)**

Year	GP-GS	Min	Avg	FG-A	Pct	3FG-A	Pct	FT-A	Pct	Rebs	Avg	PF-FO	Ast	TO	Blk	Stl	Pts	Avg
2003-04	2-0	3	1.5	0	2.0	0-1	0.000	0-0	0.000	0	0.0	0-0	0	0	1	0	0	0.0

**Robert Wunderlich #51 • F • 6-6 • 185 • Nashville, Tenn (Overton HS)**

Year	GP-GS	Min	Avg	FG-A	Pct	3FG-A	Pct	FT-A	Pct	Rebs	Avg	PF-FO	Ast	TO	Blk	Stl	Pts	Avg
1977-78	1--	--	--	0-0	0.000	--	--	0-0	0.000	0	0.0	1-0	0	0	0	0	0	0.0

**Vincent Yarbrough #1 • F • 6-7 • 210 • Cleveland, Tenn. (Cleveland HS)**

Year	GP-GS	Min	Avg	FG-A	Pct	3FG-A	Pct	FT-A	Pct	Rebs	Avg	PF-FO	Ast	TO	Blk	Stl	Pts	Avg
1998-99	30-28	705	23.5	83	199.4	23-84	274	40-57	702	156	5.2	54-1	42	48	29	43	229	7.6
1999-00	33-33	1010	30.6	172	368.4	53-148	358	92-125	736	228	6.9	60-0	81	68	33	55	489	14.8
2000-01	33-33	1047	31.7	164	370.4	43-127	339	88-138	638	244	7.4	66-0	83	74	44	55	459	13.9
2001-02	31-31	1097	35.4	194	457.4	60-167	359	112-163	687	234	7.5	60-0	87	93	25	58	560	18.1
Totals	127-125	3859	30.4	613	1394.4	179-526	340	332-483	687	862	6.8	240-1	293	283	131	211	1737	13.7

**Bill Young #33 • C/F • 6-3 • 180 • Knoxville, Tenn. (South HS)**

Year	GP-GS	Min	Avg	FG-A	Pct	3FG-A	Pct	FT-A	Pct	Rebs	Avg	PF-FO	Ast	TO	Blk	Stl	Pts	Avg
1966-67	16--	--	--	4	13.3	--	--	5-10	500	21	1.3	16-0	--	--	--	--	13	0.8

Seasons included 1948-49,

# THOMPSON-BOLING ARENA



The third-largest on-campus arena in the country, Thompson-Boling Assembly Center and Arena is one of the nation's biggest and brightest stages for college basketball.

Named for the late B. Ray Thompson and former UT President Dr. Edward J. Boling, Thompson-Boling Arena regularly hosts Tennessee men's and women's basketball and volleyball matches as well as concerts, camps, conferences and other special events throughout the year.

Ticket facilities are conveniently located on the Phillip Fulmer Way level on the west end of the building. The Tennessee men's basketball staff, along with the women's hoops staff, occupy offices in the arena on the Phillip Fulmer Way level. The arena's dining center, also located on Phillip Fulmer Way and highlighted by a McAlister's Deli, opened in 1989. It operates on a daily basis, catering to the university's staff.

Entrances to the building are located on the east and west ends, with protection from the elements provided by tucking the doors under the structure. There are a total of 132 entrance doors to the arena.

A continuous-ring concourse encircles the building permitting entrance to eight large restrooms, six concession areas and 32 portals leading to the arena. The playing floor level provides access to team dressing rooms, press work areas and storage rooms.

The distance from the playing floor to the roof is 120 feet, the equivalent of a 12-story building. The arena is 448 feet long and 310 feet wide. It contains more than 411,000 square feet of floor space and more than 17 million cubic feet of space. The structure's roof measures 142,000 square feet, which is approximately three-and-one-quarter acres. In the fall of 2008, the University of Tennessee Athletics Department unveiled Phase I of a two-phase renovation project for Thompson-Boling Assembly Center and Arena.

The \$35 million project marked the first major renovation to Thompson-Boling Arena since it opened in 1987. In that time, more than 24 million patrons have attended thousands of arena events, including basketball games, concerts, graduations and other special events.

Phase I included new seats for the entire arena, a center-hung scoreboard and concourse refurbishments, such as graphics and other amenities.

Phase I also included new luxury suites and loge seating, which were a primary funding source for much of the renovations. The 32 luxury suites are located in the north balcony of Thompson-Boling Arena. The loge area features 166 side court seats, located directly below the luxury suites and includes private adjoining hospitality areas.

Phase II also included the construction of a bridge connecting the G-10 parking garage to the arena at concourse level, and a 360-degree LED ribbon board located between the upper and lower decks also was added.

Finally, the installation of state-of-the-art LED light fixtures—first put to use in February 2014—Thompson-Boling Arena became one of the first

venues in the world to feature lights that are smaller, brighter, and up to 85 percent more efficient than conventional arena metal halide lights.

The light-emitting diode fixtures use an ORNL-developed light-weight graphite foam that cools the LED, making them more efficient and reliable. This enables ninety 400-watt LED fixtures to bathe the arena's floor with 200 foot-candles per square foot, compared to the 130 foot-candles produced by the arena's 110 old 1,100-watt fixtures.

Funding for the arena renovations projects came from donors to the Campaign for Tennessee Basketball and revenue from new premium seating areas such as the north luxury suites and loge seats. The aforementioned capital projects bolstered Thompson-Boling Arena's reputation as one of the nation's premier basketball facilities.

## THOMPSON-BOLING ARENA FIRSTS

- Game:** December 3, 1987  
(Tennessee 82, Marquette 56)
- Points:** Clarence Swearngen (Tennessee)
- Field Goal:** Clarence Swearngen (Tennessee)
- Free Throw:** Tony Reeder (Marquette)  
Dyron Nix (Tennessee's first)

## YEAR-BY-YEAR IN THOMPSON-BOLING ARENA

Year	Record	Pct.	Year	Record	Pct.
1987-88	13-3	.813	2003-04	14-3	.824
1988-89	13-4	.765	2004-05	10-6	.625
1989-90	11-4	.733	2005-06	13-2	.712
1990-91	7-9	.438	2006-07	16-0	1.000
1991-92	13-3	.813	2007-08	16-0	1.000
1992-93	8-7	.533	2008-09	10-5	.667
1993-94	5-10	.333	2009-10	15-1	.938
1994-95	7-8	.467	2010-11	10-8	.556
1995-96	11-6	.647	2011-12	15-4	.789
1996-97	11-5	.688	2012-13	13-4	.765
1997-98	14-2	.875	2013-14	14-3	.824
1998-99	14-1	.933	2014-15	9-7	.563
1999-00	15-1	.938	2015-16	12-4	.750
2000-01	12-3	.800	<b>Totals</b>	<b>343-122</b>	<b>.738</b>
2001-02	10-4	.714			
2002-03	12-5	.706			



## PRATT PAVILION



Pratt Pavilion is located adjacent to Thompson-Boling Arena and houses two full-size basketball courts, one for each of Tennessee's men's and women's teams, as well as an athletic training room, a weight room, a film-study room and recruiting lounges.

Directly connected to the arena, Pratt Pavilion features convenient, ground-level parking. The 70,000-square-foot structure boasts balconies at the south side of the building which overlook the practice courts. The west facade of the building is glassed from the first floor to the second floor, allowing visibility of gallery and display areas from the street. The building is a significant element to the picturesque south entrance to the University of Tennessee campus.

The facility is named after lead donor Larry Pratt, whose love for Tennessee athletics began at a young age, when his father, Floyd, brought him to various sporting events at Neyland Stadium, Alumni Gym and Stokely Athletics Center.

In the 1990s, Pratt honored his father by creating an endowed scholarship in his name as a member of the Nathan Dougherty Society. Larry Pratt also was recognized at the 2003 Tennessee-Georgia football game for a \$1 million donation to the STEP-UP Campaign.

A native of Athens, Tenn., Pratt currently resides in McLean, Va. He graduated from the University of Tennessee in 1972 with a degree from the College of Business and serves as president and CEO of First Savings Mortgage Corporation, the largest private mortgage banker in Washington, D.C.

Pratt's \$5 million commitment in April 2006, along with 341 other individual contributors through the Campaign for Tennessee Basketball, made Pratt Pavilion possible.

The UT Athletic Department first broke ground on the Pratt Pavilion in August 2006, and teams began practicing in the new structure on Oct. 12, 2007.

Tennessee's newest world-class basketball facility was officially unveiled and dedicated on Saturday, Jan. 19, 2008.

Both courts were completely refurbished after the 2014-15 season.

Select areas within Pratt Pavilion have been named in honor of other donors whose support for UT also helped make the project a reality:

- Brenda Lawson Court (women's)
- Kathleen M. Bolze Locker Room (women's)
- Frankie Ellis Wade Balcony
- Kevin & Michelle Clayton Locker Room (men's)
- John Ward Film Room
- Chris Lofton Room\*

\*gifts by Jerry and Nancy Fortner and Brian and Craig Nelson



OUTLOOK

PLAYERS

STAFF

REVIEW

RESULTS

RECORDS

HONORS

POSTSEASON

VOL/MANAC

MEDIA INFO



**What's a Volunteer?** Not your run of the mill school nickname, the proud legacy of the Volunteer calls Tennessee student-athletes to compete at an elevated standard when the stakes are highest. A Volunteer is the bravest breed of human from the boldest nation on Earth, fiercely proud to call Tennessee home whether the battle lies within its borders or in a land far away.

## THE FIRST VOLUNTEERS

In the aftermath of the Declaration of Independence, Americans were determined to create a nation that was free of the evils that had required them to resort to revolution. Among these was the fear of a large standing army. Such a force could be used to impose the will of an evil monarch and was therefore a threat to individual liberties. Instead, they would rely upon a volunteer army, citizen soldiers who would be called into service at times of crisis to serve their country.

When the people who would later be known as Tennesseans were first asked to volunteer for such an army, they had been living along the upper tributaries of the Tennessee River, near modern day Elizabethton. The call went out for volunteers to gather at Sycamore Shoals in September 1780 and march across the Smoky Mountains to meet this British threat. When finally assembled, the volunteers totaled almost 1,000 men, virtually the entire fighting force of the settlements. These "Overmountain Men" defeated the British at King's Mountain to turn the tide of the war in favor of the fledgling nation.

The tradition of the Tennessee Volunteer was thus already initiated when, in the War of 1812, the nation once again went to war. As they had done over 30 years before, Tennesseans responded enthusiastically. Instead of the 3,500 troops requested, 25,000 Tennesseans joined, participating in battles from the Canadian border to the Gulf of Mexico.



**ANDREW JACKSON**

Earlier in the War of 1812 the British torched Washington. The Tennessee Volunteers made sure New Orleans would suffer no such fate. Under future President Andrew "Old Hickory" Jackson at the Battle of New Orleans, Tennessee Volunteers took part in the greatest victory of the war when they helped to defeat an army of crack British regulars. Facing more than twice their number, the Tennessee Volunteers joined a New Orleans militia, a group of former Haitian slaves fighting as free men and a band of outlaws headed by the notorious pirate Jean Lafitte. Thanks in no small part to the deadly Volunteer riflemen of Tennessee, the U.S. took a lopsided victory where more than 2,000 British were killed or wounded compared to eight killed and 13 wounded on the American side.

Jacob Hartsell, a captain in the 2nd East Tennessee militia, was among the Tennesseans who took part in the battle. He was so inspired by his fellow Tennesseans that he wrote a heroic poem in their honor. Entitled "The Brave Volunteer," this poetic journal entry is the earliest known written reference to Tennesseans as Volunteers.

## VOLUNTEERS AT THE ALAMO

Two decades later, Tennesseans advanced their reputation as volunteers when, unsolicited, several hundred made the journey south to assist the Texans in their war for independence from Mexico. The best known of these was David Crockett. His already legendary status was only enhanced by his dramatic death at the Alamo in 1836.



**DAVID CROCKETT**

But before the Alamo fell, 33 Tennesseans, the largest number of defenders provided by any state — nearly four times as many as from Texas — kept Mexican General Santa Anna's overwhelming army at bay for 13 days against unbelievable odds. On March 6, 1836, the brave Tennessee Volunteers and the other Alamo defenders were overrun and breathed their last.

However, the crucial days the Volunteers slowed down the Mexican army gave another Tennessean, Sam Houston, enough time to gallop through Texas raising an army to defend what would become the Lone Star State. This army defeated Santa Anna in no small part because of the contributions of Tennessee's Volunteers. There can be no doubt Texas owes a great debt of gratitude for its statehood to the fierce men from Tennessee.

## TENNESSEE... THE VOLUNTEER STATE

But Tennessee's status as the "Volunteer State" was solidified 10 years later when the United States War Department called for volunteers in the War with Mexico. Moving quickly to meet their allotted quota of 2,800 recruits, state officials were overwhelmed by 30,000 volunteers.

It was during the Spanish-American War that the students of the University of Tennessee began to lay official claim to the Volunteer nickname for themselves. In 1897, the student yearbook was christened, The Volunteer.

In 1902, the Atlanta Constitution used the term "Volunteers" to describe the football team when recounting a game between UT and Georgia Tech. However, the university sports teams continued to operate without an official nickname until 1905. In March of that year an article in the Knoxville Journal announced a nickname had been chosen.

"One of the admirers of the old school has suggested 'the Volunteers,'" the newspaper reported. In classic understatement the report concludes, "The name sounds good, and it is likely that it will stick."

## THE VOLUNTEER SPIRIT

There have been other men who symbolized the indomitable Tennessee Volunteer spirit on and off the field of battle. One of the most famous proved to be Alvin York in World War I. York was drafted and nearly single-handedly captured 132 Germans, took out about 35 machine guns which had been decimating his battalion and killed no fewer than 25 of the enemy, according to officers' reports. Indeed, Marshall Ferdinand Foch said of York's heroism, "What you did was the greatest thing accomplished by any private soldier of all the armies of Europe."

Humbly, the reluctant hero returned home to Tennessee as the toast of the nation. Yet York wasn't interested in celebrity or cashing in on his fame, saying, "This uniform ain't for sale."

Tennessee Volunteers took part in every theater of World War II, whether helping secure the deadly beaches of Normandy to working in their own backyard in Oak Ridge on The Manhattan Project and the atomic bomb that brought an end to war in the Pacific.

Not every Volunteer story was forged in wartime. Part of the Volunteer legend deals with self-sacrifice for the good of others. Take Tennessee train engineer Casey Jones, for instance. Steaming full-bore in the early morning in Vaughan, Miss., in 1900, Jones saw boxcars in the distance on the tracks in front of him. When it became apparent the passenger train he was driving was destined for a catastrophic collision, Jones was faced with a desperate choice — he could jump out of the engine and save his life before the crash or he could stay in the engine and try to slow the train enough to save more passengers' lives. After ordering his fireman to jump from the racing locomotive and save himself, Jones died that day saving dozens of lives in an amazing display of self-sacrifice. But his story and heroism live in the ballad devoted to the Tennessean who saved so many lives that day in his casket of splintered wood and twisted steel.

The legend of the Tennessee Volunteer also applies to great minds who create items of great cultural value in interesting ways. The first constitution ever written by white men in America was drafted in 1772 by the Watauga Association near present day Elizabethton. Take the example of the Cherokee silversmith Sequoyah, the only known man in the history of the world to single-handedly create an alphabet, the first written language for a Native American people.

Similarly, Tennessean Alex Haley became one of America's most famous authors after recounting the experience of African-Americans in his highly-acclaimed "Roots." Haley chose to make his home in Norris, just a short drive from the University of Tennessee.

Every time since the nation's birth to this very day, when the U.S. needs an extraordinary effort to brush back the dark curtain of hopelessness, the Tennessee Volunteers are called. The bravery, heroism, wisdom and ferocity of the Volunteers place them on a pedestal of great American legends.

— Nathan Kirkham  
Rockwood, Tenn.



TENNESSEE BASKETBALL MEDIA GUIDE

# MEDIA INFO





# MEDIA RELATIONS



All media requests related to the Tennessee men's basketball program should be directed via phone or email to Tom Satkowiak (865-696-2897, tomsid@tennessee.edu).

## MEDIA CREDENTIALS

Outlets interested in obtaining credentials to cover Tennessee basketball home games must apply for credentials via Sports Systems.

### LINK:

<http://www.sportssystem.com/tennessee>

Upon visiting the link provided above, applicants must check a box indicating that they agree to the Southeastern Conference's media credentialing terms and conditions for use before selecting "Tennessee men's basketball." Applications for single-game credentials should be submitted at least one week in advance of the game(s) one plans to cover. Credentials may be mailed or left at the media entrance on the southeast end of Thompson-Boling Arena (event level). **Only working media, staff and professional basketball scouts will be issued credentials, and all credentials remain the property of the University of Tennessee.** Credentials are non-transferable, and UT reserves the right to revoke credentials for misuse.

## MEDIA INFORMATION

- **Media Parking** is in Lot G-10, the parking garage on the east side of the arena.
- **Media Entrance** is located on the lower southeast side of the arena and opens two hours before tipoff.
- **Media Seating** is located behind the south end of the east baseline.
- **Live Stats** can be accessed via a web browser at [UTstats.com](http://UTstats.com).
- A **Media Work Area** is located on the lower east side of the arena. Wireless Internet is available, as are a limited number of hard-line Ethernet connections for photo transmission.
- The **Postgame Press Conference** is held in the lower east end of the arena following a brief cooling-off period after the game. The visiting head coach conducts his postgame press conference first, followed by Tennessee head coach Rick Barnes. Selected Tennessee student-athlete interviews then take place in the same room in a breakout group setting.

## HEAD COACH INTERVIEWS

Media may request interviews with Rick Barnes by calling or emailing basketball SID Tom Satkowiak at 865-974-7501 or tomsid@tennessee.edu.

## STUDENT-ATHLETE INTERVIEWS

All requests for student-athlete interviews must be directed to SID Tom Satkowiak. Please make your requests at least 24 hours in advance. On gamedays, players are not available for interviews until after the game. **Under no circumstances should a member of the media contact a player directly (calling/texting/emailing/social media) for the purpose of obtaining news content.** Players are instructed not to grant any interviews unless prior arrangements are made through the media relations office.

## WEEKLY PRESSER/LUNCHEON

Throughout the SEC season, Rick Barnes hosts a weekly press conference in the Ray and Lucy Hand Digital Studio (typically on Mondays at noon). Media members who attend will be provided with lunch immediately afterward in the Media Relations office.

## TENNESSEE BASKETBALL E-MAIL DISTRIBUTION LIST

If you wish to receive the most up-to-date information regarding Tennessee basketball (including all press releases and media availability notices) via email, please send a request to SID Tom Satkowiak at tomsid@tennessee.edu.

## PHOTO/VIDEOGRAPHERS

During games, photographers are restricted to areas along the baselines of the court. At no time are photographers or videographers allowed behind the team benches.

## RADIO BROADCAST ORIGINATION

In games at Thompson-Boling Arena, opponents are permitted one free origination, to be designated by the school's athletics director. Requests should be directed to Tom Satkowiak in the media relations office. Information about clearance to broadcast games should be directed to Steve Early, IMG College/Vol Network, P.O. Box 11125, Knoxville, TN 37939 (865-212-3570).

## BLOGGING & REAL-TIME UPDATES

By acceptance and use of a Tennessee media credential, the holder agrees to the following conditions as established by UT and the Southeastern Conference: In-Game Blogging, including periodic updates of scores, statistics or other brief descriptions of the competition (such as Tweets and social-networking status updates) throughout the event, is acceptable provided that the bearer conforms to the blogging policies separately published by the SEC, as such policies may be revised from time to time. No bearer may produce or disseminate in any form a "real-time" description or transmission of the event in any manner that constitutes, or is intended to provide or is promoted or marketed as, a substitute for television or video coverage of the event. The bearer agrees that the determination of whether a blog is a real-time description or transmission shall be made by the SEC in its reasonable discretion. If the SEC reasonably determines that a bearer is producing a real-time description of the event, the SEC reserves the right to pursue all available remedies against the bearer and to revoke the credential.

## INTERNET USE - VIDEO & AUDIO

Upon execution of a separate agreement with terms and conditions governing the use thereof, the bearer will be afforded access to video and audio of broadcast events for use on the bearer's official news website(s), at no premium or charge. Otherwise, except as specifically permitted (with respect to online, non-archived simulcasts), the bearer shall not post, place or distribute or make available video (or audio from broadcast feeds) of game action of any event (including bearer-generated video of game action of an event) on or through the Internet or any other new media distribution platform (any other platform than print media or a form of television not available or viewable over the Internet, except for non-archived simulcasts specifically permitted) including, without limitation, wireless handsets, podcasts, cell phones or PDAs.

## TEAM WEBSITE/SOCIAL MEDIA

To access Tennessee's official athletics website, visit [UTSports.com](http://UTSports.com). In addition, you can stay up-to-date on the Tennessee basketball program using popular social networking services Facebook ([Facebook.com/BallWithTheVols](http://Facebook.com/BallWithTheVols)), Twitter and Instagram ([@VoL\\_Hoops](https://www.instagram.com/VoL_Hoops)). Information on SEC athletics can be accessed online at [SECsports.com](http://SECsports.com).

# PRACTICE COVERAGE GUIDELINES

*NOTE: For the purposes of these guidelines, the term "practice" refers not only to standard on-court basketball practice sessions but also any other practice-related activities, including, but not limited to: conditioning, weights, film sessions and individual workouts.*

## MEDIA VIEWING AREAS

**Thompson-Boling Arena:** Media must observe practice from the media seating area behind the east baseline. If this area is unavailable, media must observe practice from the seats in the South 100 Level (Sections 119-123). Videographers and photographers may shoot from the floor but should return to the aforementioned area when not shooting or when asked by a member of the UT Media Relations staff. Producers and announcers from the television network that is scheduled to air the next Tennessee game may observe from the television position on the south end of the arena (midcourt).

**Pratt Pavilion:** Media must observe practice from the balcony overlooking the court on the west side of the facility. Videographers and photographers may shoot from the floor (west sideline and north baseline) but should return to the aforementioned area when not shooting or when asked by a member of the UT Media Relations staff.

## ITEMS OFF-LIMITS TO MEDIA

The publishing, posting or broadcasting of—either directly or via an intermediary—information specific to player personnel, lineups, an opponent or game-specific strategy gleaned from practice is prohibited. This also applies to message boards and all forms of social media. Any communication between Tennessee personnel and/or staff and players that is not intended to be made public is off limits. Media members may not talk to players during practice.

If a player is limited in practice or not participating—or if a player is injured during the course of practice—any reporting related to their status is prohibited until the coaching staff has had a chance to address it (every reasonable effort will be made for that to take place immediately after practice). Please respect that there may be instances in which the coaching staff asks media not to report on the situation at all.

## RADIO OR ONLINE BROADCAST

Participating in a live radio or online broadcast, during which University of Tennessee athletics is a topic of conversation, is prohibited while the participant is in view of practice or any practice-related activities. Any and all exceptions—such as live radio remotes during preseason media day—must be approved at least one day in advance by the UT Media Relations staff.

## VIDEO

With the exception of videographers from network television affiliates (game crews), all media members wishing to shoot video at practice must receive prior approval from the UT Media Relations staff. And with the exception of pre- or post-practice interviews, all video content that is broadcast or posted online must be no more than three minutes in duration, per practice. Posting video that includes offensive audio content (such as cursing) or gameplan-specific audio is prohibited. The use of live video-streaming platforms (such as Facebook Live and Periscope) inside the practice site is prohibited at all times.



## MEDIA RELATIONS STAFF



### RYAN ROBINSON

Senior Associate AD - Communications  
Office: (865) 974-4167  
Cell: (865) 410-9988  
E-mail: ryan.robinson@utk.edu  
Twitter: @RJR\_GOVOLS



### TOM SATKOWIAK

Assistant AD - Media Relations  
*(Men's Basketball Contact)*  
Office: (865) 974-7501  
Cell: (865) 696-2897  
E-mail: tomsid@tennessee.edu  
Twitter: @TomSatkowiak



### KELLEN HISER

Assistant SID  
*(Secondary Men's Basketball Contact)*  
Office: (865) 974-1097  
E-mail: khiser@utk.edu  
Twitter: @toKelwithit

**Associate Director:** Eric Trainer

**Assistant Directors:** Sean Barows, M.J. Burns, Kim Hood, Stephen K. Lee, Amanda Pruitt

**Graduate Assistant:** Jared Prescott

## ■ TENNESSEE ATHLETIC MEDIA RELATIONS DEPT.

Anderson Training Center, Ground Level

**Phone:** (865) 974-1212

**Fax:** (865) 974-9496

**Mailing Address:** P.O. Box 15016, Knoxville, TN 37901

**Shipping Address:** 1551 Lake Loudoun Blvd., Knoxville, TN 37996

## ■ UNIVERSITY OF TENNESSEE ATHLETICS

**OUR MISSION:** To inspire and support our student-athletes in the pursuit of comprehensive excellence.

**OUR VISION:** To represent the University of Tennessee among the nation's premier athletics programs by developing student-athletes who graduate, compete for championships and conduct themselves in a first-class manner honoring and fulfilling the Volunteer Spirit.

## OUR CORE VALUES:

Integrity Without Compromise

National Leadership

Service to Our Students, Fans and Community

Personal Accountability

Inclusion and Respect for the Individual

Relentless Competitiveness

Excellence in Education

OUTLOOK

PLAYERS

STAFF

REVIEW

RESULTS

RECORDS

HONORS

POSTSEASON

VOLTMANAC

MEDIA INFO



# SOUTHEASTERN CONFERENCE



**Greg Sankey**  
SEC Commissioner

Throughout the history of men's college basketball, the Southeastern Conference has captured 11 NCAA Championships and four NIT titles, cementing the SEC as one of the nation's top basketball conferences.

## THE NATION'S BEST COACHES

■ Twelve of the 14 SEC coaches have led their teams to the NCAA Tournament. One not included in that list is entering his second season coaching collegiately and was previously named the NBA Coach of the Year while directing his team to the NBA Finals. The other coach has directed his teams to four postseason appearances in five years as a head coach.

■ Eight SEC coaches have taken their teams to the Sweet 16, seven have advanced to the Elite Eight and five have gone on to the Final Four (includes Division II).

■ Five SEC coaches have been head coaches in the Final Four (includes DI) with three winning national championships.

■ SEC coaches have combined to win nearly 4,600 games (4,560-2,397). As a group, they have posted a winning percentage of better than 65 percent.

■ 13 of the 14 SEC coaches have earned conference coach of the year honors and five have been named national coach of the year.

## THE NATION'S BEST PLAYERS

■ Six SEC players were picked at the 2016 NBA Draft, including five first-rounders.

■ Each of the six 2015 first-team All-SEC honorees available for that summer's NBA Draft were selected in the first 40 picks.

■ The SEC's 13 NBA Draft early entrants were the most of any conference in 2015. That total was more than the Pac-12 (5), Big Ten (4) and Big 12 (3) combined.

■ Over the last seven NBA Drafts, 53 SEC players have heard their names called. Thirty-one of those were selected in the first round and four were the No. 1 overall pick.

## POSTSEASON SUCCESS

■ SEC teams are 18-4 (81.8 percent) in postseason opening games over the last two years (7-0 in 2014, 6-2 in 2015 and 5-2 in 2016).

■ Every team in the SEC has made at least one NCAA Tournament appearance in the last 12 years.

■ The SEC has had at least one team advance to the Sweet 16 in 26 of the last 27 years. Thirteen of the SEC's 14 members have advanced to the Sweet 16 since 1996.

## ACADEMICS

■ A total of 86 men's basketball students were named to the 2015 SEC Academic Honor Rolls (Winter and First Year) for having a grade-point average of 3.00 or above for either the preceding academic year or a cumulative grade-point average of 3.00 or above.

■ Forty-one SEC men's basketball students active in 2015-16 have received their degrees.



## COMMUNICATIONS

**Phone Number:** (205) 458-3010

**Fax Number:** (205) 458-3030

**Mailing Address:**

2201 Richard Arrington Blvd. North  
Birmingham, AL 35203



### \*Craig Pinkerton, Director

Herb Vincent, Assoc. Commissioner  
Chuck Dunlap, Director  
Tammy Wilson, Director  
B.C. Romano, Video/Creative Services  
Ben Beaty, Assistant Director  
Jill Skotarczak, Assistant Director  
Ann Drinkard, Digital Media  
*\*men's basketball contact*

### cpinkerton@sec.org

hvincent@sec.org  
cdunlap@sec.org  
twilson@sec.org  
bcmmano@sec.org  
bbeaty@sec.org  
jkskotarczak@sec.org  
adrinkard@sec.org

## ■ SEC WEBSITE

The SEC has an extensive online presence at SECsports.com. The site, in conjunction with media partner ESPN, offers game recaps, video highlights and more for each of the league's 14 institutions.

## ■ TELECONFERENCE

This season's SEC coaches teleconferences are scheduled to occur on Jan. 2, 16 and 26 (Thursday); Feb. 6 and 20; March 6. The postseason call takes place on March 13.

The teleconferences begin at 11 a.m. ET and feature coaches from all SEC teams.

Audio from all SEC basketball teleconferences can be accessed online at SECsports.com shortly after their conclusion.

### Order of Appearance (All Times Eastern)

11:00 a.m.	Bryce Drew, Vanderbilt
11:07 a.m.	Michael White, Florida
11:14 a.m.	Frank Martin, South Carolina
11:21 a.m.	Mark Fox, Georgia
11:28 a.m.	Johnny Jones, LSU
11:35 a.m.	John Calipari, Kentucky
<b>11:42 a.m.</b>	<b>Rick Barnes, Tennessee</b>
11:49 a.m.	Mike Anderson, Arkansas
11:56 a.m.	Avery Johnson, Alabama
12:03 p.m.	Bruce Pearl, Auburn
12:10 p.m.	Andy Kennedy, Ole Miss
12:17 p.m.	Ben Howland, Mississippi State
12:24 p.m.	Kim Anderson, Missouri
12:31 p.m.	Billy Kennedy, Texas A&M

## WEEKLY AWARDS

The SEC names a Player of the Week and Freshman of the Week in men's basketball every Monday during the season. Each week's selections are released for Monday afternoon publication.



# VOL NETWORK

For more than 60 years the Vol Network has served as the main communications link between the University of Tennessee and its fans. IMG College/Vol Network manages the multi-media and marketing rights to University of Tennessee athletics. IMG is recognized as the world's premier sports, entertainment and media company. With 50 radio affiliates and statewide coverage, the Vol Network boasts one of the largest collegiate basketball networks in the country. The Rick Barnes Television Show, which begins in early January and runs weekly during basketball season, is shown on network television stations across the state in all five major Tennessee television markets and regionally in the Southeast.

IMG College/Vol Network  
(865) 212-3570 • 6701 Baum Drive, Suite 100 • Knoxville, TN 37919



## TENNESSEE BASKETBALL PROGRAMMING

**Tennessee Tipoff Show:** Vol Network coverage begins with this informative and entertaining show, which airs 30 minutes before tipoff. Bob Kesling and Bert Bertelkamp set the stage from the game site. Network host John Wilkerson previews action around the country and the SEC.

**Game Broadcast:** Bob Kesling and Bert Bertelkamp provide exciting play-by-play action of Tennessee Volunteers basketball.

**Big Orange Scoreboard:** After each game, John Wilkerson gets listeners caught up with scores, reports and updates from the SEC and around the country. The Vol Network provides an exclusive courtside interview with the player of the game, and Bob Kesling recaps the game with a review of the final statistics.

**Rick Barnes Show:** Following each game, UT head coach Rick Barnes gives an exclusive courtside interview with Bob Kesling and Bert Bertelkamp. Fans are encouraged to stay and listen near the broadcast position.

## VOL CALLS

The Vol Network is proud to partner with Calhoun's on the River, home of the official call-in show of University of Tennessee Athletics: Vol Calls. The weekly call-in show fields questions from fans throughout the Southeast and the rest of the country. Vol Calls is entering its 27th year on the air, making it the longest-running sports talk program in Tennessee.

The show is hosted by the Vol Network's Bob Kesling and Brent Hubbs and features weekly guests. Vol Calls broadcasts live in Knoxville and airs statewide from 8-9 p.m. ET (7-8 p.m. CT).

*\*Vol Calls is heard on Wednesday nights until UT's football season ends, at which point it transitions to Monday nights.*

## RICK BARNES TV SHOW AFFILIATES

Chattanooga	WTVB ABC 9	Sat., Noon
Knoxville	WVLT CBS 8	Sat., 11:00 a.m.
	MyVLT	Sun., 9:00 p.m.
	MyVLT	Tues., 11 p.m.
Memphis	WATN ABC 24	Sat., 11 a.m.
Nashville	WZTV FOX 17	Sat., 11:30 a.m.
Tri-Cities	WJHL CBS 11	Sat., Noon

*\*Times subject to change*



This is the 17th straight season that **Bob Kesling** (left) and former Vol **Bert Bertelkamp** team up for Vol Network radio broadcasts.

## VOL NETWORK RADIO AFFILIATES

Market	Station	Frequency	Market	Station	Frequency	Market	Station	Frequency
Bolivar	WMOD - FM	96.7	Knoxville	WNML - FM	99.1	Paris	WTFR - AM	710
Bristol	WOPI - AM	1490	Knoxville	WIVK - FM	107.7	Paris	WTPR - FM	101.5
Camden	WRJB - FM	95.9	Lawrenceburg	WDXE - FM	95.9	Pulaski	WKSR - FM	98.3
Chattanooga	WGOW - FM	102.3	Lenoir City	WLIL - AM	730	Savannah	WKWX - FM	93.5
Clarksville	WJZM - AM	1400	Lenoir City	WLIL - FM	93.5	Smithville	WJLE - AM	1480
Cleveland	WCLE - FM	104.1	Lewisburg	WJMJ - AM	1490	Smithville	WJLE - FM	101.7
Columbia	WKOM - FM	101.7	Lewisburg	WJMJ - FM	94.3	Tri-Cities	WQUT - FM	101.5
Cookeville	WKXD - FM	106.9	Lexington	WBFG - FM	96.5	Union City	WENK - AM	1240
Crossville	WOWF - FM	102.5	Livingston	WLIV - AM	920	Wartburg	WECO - FM	101.3
Dresden	WCDZ - FM	95.1	Livingston	WLIV - FM	104.7	Winchester	WCDD - AM	1340
Fayetteville	WYTM - FM	105.5	Manchester	WFTZ - FM	101.5			
Franklin	WAKM - AM	950	Martin	WCMT - AM	1410			
Greeneville	WGRV - AM	1340	McMinnville	WKZA - FM	107.3			
Greeneville	WIKQ - FM	103.1	Memphis	WMSB - AM	680			
Hartsville	WTNK - AM	1090	Memphis	WMSF - FM	92.9			
Jackson	WDXI - AM	1310	Morristown	WCRK - AM	1150			
Johnson City	WKTP - AM	1590	Nashville	WGFX - FM	104.5			
Kingsport	WKPT - AM	1400	Newport	WLK - AM	1270			
Knoxville	WNML - AM	990	Oneida	WBNT - FM	105.5			

Fans out of broadcast range can listen via:  
XM/Sirius Satellite Radio  
UT GameDay App  
TuneIn App  
UTsports.com



# AREA INFORMATION & COMPLIANCE

**■ From Airport:**

Go north (left) on U.S. Highway 129 leaving airport. After crossing the Tennessee River bridge just outside of Knoxville, exit on U.S. Highways 11 and 70 (Cumberland Avenue). Turn right at the bottom of the exit ramp and turn right at the second light onto Volunteer Boulevard. Follow Volunteer Boulevard into campus and turn right at the third traffic light onto Lake Loudoun Boulevard to the arena.

**■ From I-75 South (Lexington):**

Follow I-75 South to I-275 South just past Merchants Drive. Follow I-275 to I-40 East. Exit I-40 east at James White Parkway and follow Parkway to Neyland Drive (Tennessee Highway 153) and arena is on right.

**■ From I-40 East (from Nashville) and I-75 North (from Atlanta/Chattanooga):**

Follow I-40 and I-75 to I-40/I-75 junction in West Knoxville. Continue on I-40 East to U.S. Highway 129 South. Follow 129 South to the U.S. 11-70 exit. Turn left off the exit ramp onto U.S. 11-70 (Cumberland Avenue) and turn right on Volunteer Boulevard at the third traffic light. Follow Volunteer Boulevard into campus and turn right at the third traffic light onto Lake Loudoun Boulevard to the arena.

**■ From I-40 West (from Asheville, N.C.):**

Follow I-40 to Exit 389. Exit onto Hall of Fame Drive (exit 389). Turn left onto Hall of Fame Drive. Follow signs to Neyland Drive. Turn right onto Neyland Drive. Turn right onto Lake Loudon Blvd.

**HOTELS/LODGING**

- Hilton Knoxville - Downtown (865) 523-2300  
501 W. Church St. 37902-2591
- Holiday Inn Select Downtown (865) 522-2800  
525 Henley St. 37902
- Marriott Knoxville - Downtown (865) 637-1234  
501 E. Hill Avenue 37915
- Crowne Plaza - Downtown (865) 522-2600  
401 W. Summit Hill Drive 37902
- Courtyard By Marriott - West (865) 539-0600  
216 Langley Place 37922
- Hilton - Airport (865) 970-4300  
2001 Alcoa Highway 37701
- Hilton Garden Inn - Campus (865) 437-5500  
1706 Cumberland Ave. 37916
- Holiday Inn Select West (865) 693-1011  
9134 Executive Park Dr. 37923
- Cumberland House - Downtown (865) 971-4663  
1109 White Ave. 37916
- Hampton Inn & Suites - Downtown (865) 522-5400  
618 W Main St. 37902

**RESTAURANTS NEAR THE ARENA**

- Arena Dining (in the arena) (865) 974-7868  
1600 Phillip Fulmer Way 37996
- Barley's Taproom & Pizzeria (865) 521-0092  
200 E. Jackson Ave. 37915-1005
- Calhoun's on the River (865) 673-3355  
400 Neyland Dr. 37902
- Chesapeake's (seafood) (865) 673-3433  
600 Union Ave. 37902
- Copper Cellar/Cumberland Grill (865) 673-3411  
1807 Cumberland Ave. 37916-3009
- Downtown Grill & Brewery (865) 633-8111  
424 S Gay St. 37902-1103
- Mellow Mushroom (pizza, sandwiches) (865) 687-4766  
2109 Cumberland Ave. 37916
- Ruth's Chris Steak House (865) 546-4696  
950 Volunteer Landing Lane 37915
- SunSpot (vegetarian) (865) 637-4663  
2200 Cumberland Ave. 37916

**UT ATHLETICS DEPARTMENT COMPLIANCE STATEMENT**

Compliance with NCAA rules is one of the highest priorities for the University of Tennessee and our athletics department. As a member of the NCAA, the University of Tennessee is responsible for the actions of its boosters and fans. Even the best intentions may violate NCAA rules. We need your help in observing all SEC and NCAA regulations. Boosters and fans must be careful of their interaction with prospective and current student-athletes. Therefore, we encourage our boosters and fans to "Ask Before You Act" by contacting the Compliance Office at 865-974-3871.

**REPRESENTATIVES OF ATHLETICS INTERESTS, "BOOSTERS"**

There are many ways an individual can be classified as a representative of Tennessee's athletics interests. You are a "representative of The University of Tennessee's athletics interests," if you have been involved in a booster club, made financial contributions to the athletics program or booster organizations, provided benefits to an enrolled student-athlete, assisted in the recruitment of prospective student-athletes, or been involved in the promotion of UT athletics. Please note that once you have been identified as a representative of University of Tennessee athletics interests, you retain that identity indefinitely.

**RECRUITING, EXTRA BENEFITS AND INDUCEMENTS**

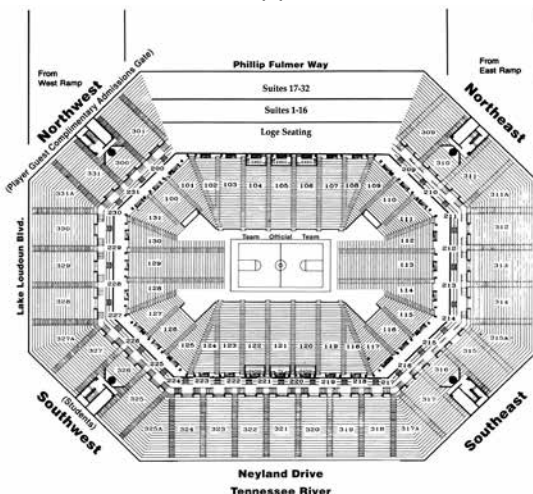
Only coaches and athletics department staff members can be involved in the recruiting process. All "athletics representatives" who are not employees of UT are prohibited from contacting a prospect by telephone, letter or in-person, on- or off-campus, for the purpose of encouraging participation in athletics at UT. It is not permissible for prospects, student-athletes or their relatives and friends to receive any extra benefits or special arrangements from a booster. Extra benefits include, but are not limited to: cash or loans in any amount; co-signing or arranging a loan; providing gifts of any kind (e.g. clothing, airline tickets, or holiday cards); providing special discounts for goods and services; use of an automobile.

If you are an established friend or neighbor of a prospect, you may have contact with the prospect provided you do not try to recruit the prospect on behalf of UT, and that such contacts are not made at the direction of UT's coaching staff. Please note that a prospect is a person who has started classes for the ninth grade.

**EMPLOYMENT**

The Compliance Office must keep written records verifying all student-athlete employment. NCAA rules stipulate that compensation may be paid to a student-athlete only for work actually performed and at a rate commensurate with the going rate in that locality for similar service. NCAA rules also prohibit employers from using the name or picture of a student-athlete to directly or indirectly advertise, recommend or promote the sale or use of a commercial product or service of any kind. Do not provide an honorarium to a student-athlete for a speaking engagement. Compensation may not include any remuneration for value or utility that the student-athlete may have for the employer because of publicity, reputation, fame or personal following that he or she has obtained because of athletics ability.

Remember: **"PLAY BY THE RULES"**  
Tennessee Athletics Compliance  
(865) 974-3871  
[www.VolsPlayByTheRules.com](http://www.VolsPlayByTheRules.com)



WELCOMERS



- 11.11 **CHATTANOOGA**   
KNOXVILLE, TENN.
- 11.15 **APPALACHIAN STATE**   
KNOXVILLE, TENN.
- 11.21 **VS WISCONSIN**   
MAUI
- 11.22 **VS GEORGETOWN OR OREGON**   
MAUI
- 11.23 **VS TBD**   
MAUI
- 12.3 **GEORGIA TECH**   
KNOXVILLE, TENN.
- 12.6 **PRESBYTERIAN**   
KNOXVILLE, TENN.
- 12.11 @ **NORTH CAROLINA**   
CHAPEL HILL, N.C.
- 12.13 **TENNESSEE TECH**   
KNOXVILLE, TENN.
- 12.15 **LIPSCOMB**   
KNOXVILLE, TENN.
- 12.18 **VS GONZAGA +**   
NASHVILLE, TENN.
- 12.22 @ **ETSU**   
JOHNSON CITY, TENN.
- 12.29 @ **TEXAS A&M**   
COLLEGE STATION, TEXAS
- 1.3 **ARKANSAS**   
KNOXVILLE, TENN.
- 1.7 @ **FLORIDA**   
GAINESVILLE, FLA.
- 1.11 **SOUTH CAROLINA**   
KNOXVILLE, TENN.
- 1.14 @ **VANDERBILT**   
NASHVILLE, TENN.
- 1.17 @ **OLE MISS**   
OXFORD, MISS.
- 1.21 **MISSISSIPPI STATE**   
KNOXVILLE, TENN.
- 1.24 **KENTUCKY**   
KNOXVILLE, TENN.
- 1.28 **KANSAS STATE ^**   
KNOXVILLE, TENN.
- 1.21 @ **AUBURN**   
AUBURN, ALA.
- 2.4 @ **MISSISSIPPI STATE**   
STARKVILLE, MISS.
- 2.8 **OLE MISS**   
KNOXVILLE, TENN.
- 2.11 **GEORGIA**   
KNOXVILLE, TENN.
- 2.14 @ **KENTUCKY**   
LEXINGTON, KY.
- 2.18 **MISSOURI**   
KNOXVILLE, TENN.
- 2.22 **VANDERBILT**   
KNOXVILLE, TENN.
- 2.25 @ **SOUTH CAROLINA**   
COLUMBIA, S.C.
- 3.1 @ **LSU**   
BATON ROUGE, LA.
- 3.4 **ALABAMA**   
KNOXVILLE, TENN.
- 3.8 - 3.12 **SEC TOURNAMENT**   
NASHVILLE, TENN.
- 3.14 - 4.3 **NCAA TOURNAMENT** 

HOME

AWAY

MAUI INVITATIONAL

+ - BATTLE ON BROADWAY

^ - SEC/BIG 12 CHALLENGE

All games available through WatchESPN, accessible online at WatchESPN.com.  
All times Eastern & subject to change