

# CONTENTS


ONLINE RECORD BOOK SUPPLEMENT		1-36
1	Table of Contents	
2-10	Program History	
11	Full-Time Support Staff History	
12-15	Lettermen by Hometown	
16	Multi-Sport Basketball Players	
17	Pratt Pavilion	
18	Historical Home Venues	
19-36	NCAA Tournament Game Recaps	

## CREDITS

**Editor:** Tom Satkowiak (please send edits to tomsid@tennessee.edu)

**Editorial Assistance:** Nate Bain, Rachel Bain, Mary-Carter Kniffen, Amanda Pruitt (design & layout) Brooke Satkowiak, Jason Yellin

**Photography:** Donald Page, Wade Rackley, David Coyle, Patrick Murphy-Racey, UT Photo Services, UTAD Photography





By Ben Byrd

*"Intercollegiate basketball will make its initial appearance in Knoxville tonight when in the YMCA gymnasium at the University of Tennessee, the Volunteers will meet the five hailing from the Central University of Kentucky at Danville."*

— *The Knoxville Journal and Tribune*  
Thursday, Dec. 16, 1909

It had taken the new game invented by Dr. James Naismith 18 years to arrive on campus, but UT students were ready for it. A capacity crowd of 200 crammed into the box-like YMCA gym atop "The Hill" that night to watch the beginning of a new chapter in the school's athletics history. They came away excited and pleased, for the Vols won that historic game, 33-31, with an assist from a slow train from Kentucky. The Central Kentucky team was more than one hour late arriving at the gym. During the wait the fans were entertained, if one can call it that, by a skirmish between the UT women's team and the Central High girls, which was won by the Lady Bobcats 21-1.

The starting lineup for that first Tennessee team was composed of Howard Sandberg and DeWitt Welcker at forwards, Jasper Ring at center, and Captain Solon Kipp and Earl Ketchen at guards. Sandberg, who stood all of 5-9 at his forward position, led the scoring with 13 points. The Vols were off and running.

That first Tennessee team did not have a coach, but in the following season, 1910-11, football coach Alex Stone donned a second hat and served in that capacity. After that season the Vols moved their home court to the Downtown YMCA gym at the corner of Commerce and Vine, where both playing and practice conditions were better than those afforded by the little gym on The Hill. The early Vol teams were neither especially good nor particularly bad, generally hovering around the .500 mark against a mixed schedule of college and YMCA foes. But the 1913-14 team broke that pattern by recording a 15-2 won-lost record and the reason was the appearance on the scene of Tennessee's first genuine superstar cager.

Lum Reeder, the son of a Knox County sheriff, had honed his skills shooting at a basket that had been hung up for him at the county jail. Two-hand shots were the standard in those days, but young Lum broke with tradition and learned to unload deadly one-hand shots while on the move. He made his UT debut by scoring 27 points in his first game as a freshman forward, this in an era when entire teams averaged little more than 20 points per game. A few games later in that campaign he rang up 41 points in a 49-16 victory over Maryville College, a UT scoring record that stayed on the books until Carl Widseth scored 47 in a game against Auburn in 1956. Unfortunately for UT, his career was interrupted twice, once when he transferred to the University of Delaware where he made the All-Eastern team in 1916, and later by World War I.

Early Tennessee basketball teams played a game that would scarcely be recognizable to today's fans. The ball was returned to center court

after each score for a center jump, thus interrupting the flow of play. The small gyms of the time often featured overhanging balconies which forced a lower trajectory on shots from the corner, and the home floor advantage was a tangible reality and not just a psychological factor. Home teams furnished the referees in most instances, often from the ranks of their own former players. Reeder once protested a call in a game at Virginia and woke up a few minutes later stretched out on the floor. The referee also was the host school's heavyweight boxing champion!

There were no basketball scholarships then, and local youths made up a large percentage of the Vol squads. Reeder, Vic Klein, Lloyd Wolfe and Frank Callaway, all later Knoxville business or civic leaders, were among the outstanding cagers of the teens. Basketball was the only UT sport to stay at it through the WWI years, although many of the better players, including Reeder, were away in service. The 1917-18 team played a nine-game schedule, winning two, losing six, and tying one. The deadlock came about when the Maryville College team, enraged by a call that had enabled the Vols to tie the game at the end, walked off the floor and refused to return for an overtime period.

## 1920s: Ups And Downs

The basketball team finally had an on-campus home of its own when Jefferson Hall was built at the site of the old Waite Field at the corner of Cumberland Avenue and Fifteenth Street in time for the opening of the 1922-23 season. The cage program appeared to have gotten an immediate lift from the new arena as the '23 team went 15-2, led by such stalwarts as David Beane, Roe Campbell and Earl Keister. That team was perhaps the best-equipped to make a run at the Southern Conference championship of any of the 1920s Volunteer teams, but its best player, Beane, was declared academically ineligible shortly before the conference tournament, and the Vols lost in the first round to the University of Georgia Bulldogs.

Head football coaches had continued to serve as head basketball coaches through the teens and early 1920s, but Robert R. Neyland put a stop to that practice when he succeeded M.B. Banks as the head grid coach in 1926. Neyland put the basketball job off on his end coach and good friend, Bill Britton. The Britton era of UT basketball was largely a win-some, lose-some operation except for the memorable season of 1927-28, which produced the only winning varsity team in UT history. The Vols of that infamous campaign finished 0-12, despite boasting one of the South's finest players in center Elvin Butcher. With Butcher playing brilliantly, the Vols had a narrow escape in their season-finale with Vanderbilt at Jefferson Hall, leading most of the game before Vandy pulled out a 28-26 decision at the end.

Stars from the great football teams of the late 1920s and early 1930s, Bobby Dodd, Buddy Hackman, Beattie Feathers and Hugh Faust were among the grid standouts who doubled as cagers in the winter. But the teams remained rather ordinary, for the most part, and when the Southeastern Conference was formed in 1933, the UT program was no better than middle-of-the-pack in this new league.

## Clevenger Leads Vols to First Winning Season and an Undefeated Campaign

World War I didn't give college students much to cheer about, as all collegiate sports on the University of Tennessee campus came to a halt - all of them except basketball. Many college athletes left the athletic scene to turn their focus on fighting for the United States. During that same time, Tennessee basketball produced some of its finest years as a young program in search of success.

After struggling through the pioneer years of Tennessee basketball, the Vols finally broke through during the 1913-14 season, finishing with a 15-2 record under coach Zora G. Clevenger. The Vols cruised past several area colleges, including Maryville, Carson-Newman and Chattanooga, as well as future conference foe Alabama. Two YMCA teams were on the schedule, and even a Feb. 3 contest with Knoxville High School created interest. The game, however, was less than a showdown as the Vols crushed KHS 52-18.

The only losses of the 1913-14 season were consecutive setbacks to Kentucky on back-to-back days. In the middle of a road trip in which Tennessee played six games in six days, Kentucky defeated the Vols by scores of 20-14 and 20-18. Still, the Volunteer basketball program was enjoying its first taste of success.

The following season was another respectable campaign for Tennessee, as Clevenger's troops went 9-2 on the season. Over one-third of the schedule was spent playing the Vols' new rival, Kentucky. The Vols split a four-game series with Kentucky, winning both games in Knoxville while losing both in Lexington.

Perhaps the pinnacle of the early years of Tennessee basketball came during the 1915-16 season, Clevenger's final season as the Vols' coach. But it was one to remember, as the nine players on the squad put Tennessee basketball on the map. UT finished the season with a perfect 12-0 record and was recognized as the best team in the South. It still stands as Tennessee's only basketball season without a loss.

During the perfect season, the Vols won by an average of more than 15 points per game. They capped off the year with a five-day, five-game road trip through Kentucky. The trip was started with a 63-33 victory over Cumberland College, the Vols' largest margin of victory, and finished with a two-point win over Transylvania, UT's smallest margin of victory. The road trip included a 28-17 win over Kentucky, the only meeting between the schools that season.

In a three-season span, Tennessee produced a 36-4 record. All four losses came at the hands of basketball powerhouse Kentucky. Other than the men in blue, the Vols swept through the rest of the South. Those three seasons were just what the Vols needed to jump-start memorable years to come for Tennessee basketball.

## 1930s: First All-American Brings First SEC Crown

A number of events took place in the mid-1930s that combined to move Tennessee into the front ranks of college basketball. First, Neyland took a year's leave from UT to rejoin the Army for duty in Panama. That moved Britton into the head football coaching position for the season of 1935 and prompted the school, for the first time, to hire a full-time basketball coach in Blair Gullion (pronounced: GULL-yin), a former Purdue player. When Gullion reported for preseason practice in the fall of 1935, he was greeted by perhaps the three best players ever to adorn a Volunteers roster at the same time: senior center Harry Anderson, junior forward Floyd "Biggy" Marshall and junior guard Gene Johnson.

Responding positively to the new coach's strict discipline and emphasis on the basics, the 1935-36 Vols posted a 12-6 regular-season record that included the Vols' first-ever win over an Adolph Rupp-coached Kentucky team. Here another happenstance entered into the picture. UT was now playing its home games at the Alumni Memorial Gymnasium just north of the football stadium, Jefferson Hall having burned down a couple of years earlier. By good fortune the SEC postseason championship tournament was held at Alumni Gym in March of 1936, giving Gullion's troops the home floor advantage to go along with their considerable playing skills. The time had arrived for the basketball Vols to step forward.

They did. After blowing past Auburn in the first test, the Vols ousted pre-tourney favorite Kentucky in the semi-finals, 39-28, the same score by which they had beaten the Wildcats in regular-season play. In the championship game with Alabama, they fell behind badly with just two minutes left in the first half, trailing by the rather embarrassing score of 13-4. This was the last season that college basketball was played under the old center-jump rule, and it was the agile Anderson's ability at win-

ning the tip that enabled the Vols to rally. With the captain controlling the tip on every possession, the Vols reeled off seven straight points to cut the halftime lead to 13-11. Tennessee then took command in the second half to win 29-25 and bring the school its first SEC championship; in no other season and in no other sport had Tennessee won an SEC title until March 2, 1936.

The triumph established basketball as a major sport on campus. Anderson became UT's first All American and he, Marshall and Johnson were elevated to hero status formerly reserved for football stars. All over Knoxville backyard baskets sprang up, and for the first time Dr. Naismith's crazy game had become a local craze.

But the man who had put UT on the college cage map didn't stay around to build on his success. After three seasons at the Vol helm, Gullion abruptly resigned a few weeks before the 1938-39 season to take a similar position at Cornell. He was succeeded by a proven veteran who had previously enjoyed successful tenures at Kentucky and Miami of Ohio, John Mauer.

## Anderson is UT's First All-American

When Harry Anderson walked out of Alumni Gym on March 2, 1936, he left the building a winner. Wearing an orange jersey with "Vols" scripted across his chest for the last time, Anderson had just led Tennessee to its first SEC championship.

While Anderson played before Tennessee's modern records, he remains one of the greatest players ever to suit up for Tennessee. And he was Tennessee's first All-American honoree.

Anderson, who was a 6-foot-3 center, was joined by teammates Floyd "Biggy" Marshall and Gene Johnson as perhaps the best trio of UT basketball players to ever hit the hardwood in one season. Although Anderson's size was short compared to today's standards for big men, Anderson could dominate a game due to his outstanding leaping ability. His bread and butter, though, was his uncanny pursuit of jump balls at mid-court.

"No one who played in the SEC in our time had as much leaping ability as Harry," Marshall once said of his former teammate.

During Anderson's playing days, each time a team scored a basket, the ball was reset at half court and a jump ball was conducted. Anderson's control of jump balls was the key to UT's run through the 1936 SEC Tournament.

The Vols had beaten Auburn and Kentucky to get to the finals against Alabama. Tennessee trailed 13-4 with two minutes remaining in the first half before Anderson brought the Vols back into the game. He controlled every tip for the remainder of the half, allowing UT to cut the deficit to 13-11. The Vols went on to win the game 29-25 and claim their first SEC championship in any sport.

Anderson's dominating performance in the SEC Championship and his regular-season success opened eyes and earned him a spot on the Converse All-American team. It was the first time a UT basketball player had earned such an honor.

Also a track star, Anderson was inducted into the Tennessee Sports Hall of Fame in 1999.

## 1940s: Mauer Leads Vols to Two SEC Titles

The momentum that Gullion had established didn't miss a beat under Mauer. The new coach found the nucleus of a future championship team already on hand in sophomore guard Gilbert Huffman, sophomore center Frank Thomas and freshman forward Bernie Mehen. Two seasons later that trio led the Vols to the 1941 SEC championship with a 36-33 win over top-seeded Kentucky in the finals of the conference tourney at Louisville, Ky. Mehen, called "Houdini" because of his ball-handling wizardry, became the school's second All-American and Huffman the third.

Mauer then chalked up a second SEC title two years later, when his 1942-43 team, led by center Dick Mehen, Bernie's younger brother, handed Kentucky another stunning upset loss in the tourney finals at Louisville, 33-30, with Dick Mehen scoring 18 points.

The Mauer years were a time of plenty for UT basketball. In addition to the two conference titles, the big, jovial coach authored one of the great Vol cage victories of all time when his '41-42 team put an end to then-No. 1-ranked Long Island University's 23-game win streak, 36-33, in the Sugar Bowl Tournament. When he left to take the Army coaching job after the 1946-47 season, Mauer departed with an eight-season record of 127 wins and only 41 losses for a .756 winning percentage, highest ever by a Vol coach.

Emmett Lowery, another former Purdue star, succeeded Mauer in 1947 and brought a new dimension to Tennessee basketball. An acknowledged master of the fast-break offense, Lowery soon had the Vols racing up and down the floor at full steam. Led by a holdover standout from the Mauer regime, forward Paul (Lefty) Walther, the new coach's first two Vol teams posted records of 20-5 and 19-7 and drew capacity crowds at Alumni Gym with their entertaining style of play. Walther, who had joined the growing list of All-Americans, was part clown at heart, and his pre-game passing and dribbling antics often brought down the house.

### Alumni Gymnasium Gives Vols The Best Homecourt In The Region

It was Dec. 17, 1932, and the season-opener was minutes away. Fans walked through the five arched doorways decorated with streetlights and tiny windows above. Inside, protected from the cold, nearly 400 spectators occupied the 3,200 wooden seats, most of which were lofted in the balcony more than 10 feet above the floor.

Although the crowd was somewhat small for Tennessee's first basketball game at the new Alumni Memorial Gymnasium, the Vols didn't hesitate to put on a show, pounding Lincoln Memorial University 41-18. The victory was the first of many at the new gym on The Hill, rated the best facility in the South in 1932.

Located on the south side of The Hill adjacent to the football field, Alumni Gym was built in 1931 to be the new basketball home of the Vols. UT alumni had wanted to build a memorial to those graduates who had lost their lives in World War I and the Spanish-American War. Thus, Alumni Memorial Auditorium-Gymnasium was built to take the place of Jefferson Hall as the campus' primary multi-purpose facility. Along with basketball, the gym was used for indoor physical education and auditorium events since the three-story facility was one of the largest buildings on campus at the time.

The interior of the facility fit the mold of a 1930s basketball gym. The basketball court was the centerpiece surrounded by three walls of seats and a stage serving as the fourth wall. A handful of rows were tucked below the balcony to provide courtside seating, while the majority of the seats were located on the steep overhang above the floor. The stage, however, provided the opportunity to use the facility as an auditorium with a seating capacity of 3,800. Surrounding the gym were wings used for physical education. Each wing contained an auxiliary gymnasium suitable for handball and other intramural sports. But it's the basketball memories that keep the gym alive today.

## 1950s: Stars Widseth and Tormohlen Set Scoring and Rebounding Records

The Emmett Lowery era reached an early peak in January 1950 when his third Vol team put an end to Kentucky's five-year, 67-game winning streak within the Southeastern Conference, 66-53. Captain Art Burris outdueled his opposite center, the Wildcats' seven-foot Bill Spivey, with a 28-point performance as the Vols led from buzzer to buzzer. After the game, the overflow crowd stormed onto the court to lift Burris and the other Vol players for a victory ride to the dressing room in one of the wildest scenes UT basketball has ever produced.

The gentlemanly Lowery stayed on for 12 seasons, fashioning a solid winning record of 169-110 and developing such headline players as scoring champion Carl Widseth and his mid-1950s sidekick Ed Wiener, Herman Thompson, big Gene Tormohlen, the Vols' all-time rebound leader, and Dalen Showalter. His successor, longtime assistant John Sines, fared less well, and after his third season, 1961-62, ended in a 4-19 disaster, UT basketball underwent a historic coaching change.

### Tormohlen: Chairman of the Boards

One thing about Tennessee basketball in the 1950s was that if a shot went up and didn't go in, Gene Tormohlen was almost a sure bet to bring down the rock. Grabbing a school-record 1,113 career rebounds will make you "Chairman of the Boards."

"Bumper," as he was referred to due to his physical play, was a master at rebounding. He helped turn rebounding into an art form during his college playing days. And although the post play was as physical as it gets, Tormohlen says it was his finesse that helped him own the boards.

"Rebounding is hard work," said Tormohlen, who is considered Tennessee's first accomplished big man. "There are certain ingredients you look for in rebounding, but the key is to go after every rebound as if it were

yours."

From 1956-59, the 6-foot-8 Tormohlen owned the middle of the paint for the Vols. His art of rebounding became a trademark of sorts, making him a regular vacuum cleaner around the rim, as well as a two-time All-SEC performer. But what may be most impressive about his longstanding rebounding records at Tennessee is that Tormohlen accomplished all his feats in a three-year career with the Vols. In his playing days, freshmen were limited to the freshman squad and only upperclassmen were welcome on the varsity.

Still, only three years of playing time didn't limit Tormohlen's potential or achievements. During the 1957-58 season, Tormohlen's junior year, he pulled down 384 boards for the season, a Tennessee record. His 372 rebounds his senior season ranks second on the school list. His name is on the list one more time for his sophomore campaign, when he grabbed 357, good enough for fourth. Sixteen times during his career he had at least 22 rebounds in a game. One time, while playing with a cut that required eight stitches on a shooting-hand finger, he scored 15 points and gathered 17 rebounds.

"I'm proud of the fact that I hold some of those rebounding records," Tormohlen said. "But I'll be honest, we didn't make many shots."

No matter how many shots Tennessee missed, "Bumper" was reliable enough to clean up the garbage under the rim. Tormohlen, who is a member of the Indiana Basketball Hall of Fame for having led tiny Holland High School to its first sectional championship as a sophomore in 1953.

He amazingly averaged 16.9 rebounds in his career with the Vols, another rebounding record. On the season average list, Tormohlen's senior year saw him grab an average of 17.7 boards per game for a UT record. He also earned Converse All-America honors that year for his accomplishments on the hardwood. His junior year he averaged 16.7, and his sophomore year he averaged 16.2 to sweep the top three spots on the season rebounding average list.

One rebounding record that Tormohlen does not hold at Tennessee is most rebounds in a single game. Herb Neff holds that honor for having grabbed 36 against Georgia Tech in 1952. However, Tormohlen ranks second with 31, third with 28 and fourth with 27. His name appears 16 times among the top-23 performances on the list.

"Rebounding is one thing in basketball that you can go after and it's not a selfish thing," he said. "It's hard work that benefits the team. We all played rough, but I always felt I could play against anybody."

Former *Knoxville Journal* writer Ben Byrd perhaps paid best tribute to Tormohlen in 1959 when he penned: "There will be others just as big, maybe bigger. Some will shoot better, some will play defense better, some run more gracefully. But when there is elbow-flying, rib-thumping, eyeball-scratching action under the boards, you can lay long odds that there won't be another like Gene Tormohlen. Not for a long, long time."

Following his successful career at Tennessee, the Holland, Ind., native was a second-round selection of the Syracuse Nationals in the 1959 NBA Draft. He went on to a nine-year professional career that included a six-year stint with the NBA's St. Louis and Atlanta Hawks.

After his playing career was over, he moved to the bench where he was an NBA assistant coach for 12 years. Twice he served as an interim head coach in the NBA. After his time coaching, Tormohlen also served as a collegiate scout for several years.



**Gene Tormohlen** (pronounced: tohr-MO-liin) still ranks as the greatest rebounder in Tennessee basketball history.



## 1960s:

### Enter Ray Mears;

### Vols Become SEC Champions

The new man's name was Ray Mears. A Miami (Ohio) graduate, he was fresh off winning the NCAA small college championship at Wittenberg University. His style featured a deliberate offense, a zone defense, a heavy dose of discipline for his players and a bagful of sidshow tricks for the paying customers. He introduced the practice of a pep band blaring out at the court level, and his players executed fancy pregame drills and, later on, even had one of his athletes riding around the court on a unicycle to help get the home crowd excited.

Behind that carnival-show exterior was a shrewd tactician and strategist. Mears' teams played basketball in much the way Gen. Robert R. Neyland's teams had played football. They didn't beat themselves.

The new coach was fortunate in inheriting a rich stockpile of good young talent from the Sines era, most notably sophomore forward A.W. Davis and junior point guard Danny Schultz. Although both would have flourished as high scorers in a higher-powered system of offense, Davis and Schultz gladly accepted the deliberate pace of the new coach's game and led the way to a quick resurgence in Tennessee basketball fortunes. The 1962-63 team posted a 13-11 worksheet, which included a pair of upset wins over mighty Kentucky, and the 1963-64 team climbed to 16-8. In Mears' third season, when Davis was the captain and heartbeat of the team, the Vols reached the 20-win level for the first time in 17 years and finished second in the Southeastern Conference race. The 1966 Vols provided a harbinger of things to come by closing out the season with a 69-62 victory over Kentucky, which came to Knoxville with a 23-0 mark.

UT basketball had been moved into a new home, the Armory-Fieldhouse, in 1959, but the interest stirred by Mears's success soon rendered the 7,500-seat facility obsolete. Thanks to a generous gift by industrialist William B. Stokely, Jr., the old fieldhouse was remodeled and enlarged into a 12,700-seat arena, Stokely Center. The timing was perfect. The Vols were about to unveil their first SEC championship team in 24 years.

The 1966-67 team was short on experience and depth as it set out on what promised to be an uphill journey. But somehow the chemistry turned out just right for a lineup composed of senior Ron Widby and junior Tom Hendrix at forwards, junior Tom Boerwinkle at center and sophomores Billy Justus and Billy Hann in the backcourt. The two guards had never played a minute of varsity action, and Boerwinkle, UT's first seven-footer, had played very sparingly. But the Fearless Five, as they came to be known, overturned the odds with three magnificent road wins against the other contenders.

First they knocked off Florida, the eventual runner-up, with an almost perfectly played game at Gainesville, 66-53. Then they outlasted Kentucky, 52-50, in a tense overtime duel at Lexington. But those two were just warmups for the stormy season-finale at Mississippi State.

The Vols had to win that game to take the SEC title, and they couldn't have picked a tougher foe. With Tennessee's Widby and State's David Williams swapping dead-eye jumpers from the perimeter, the two teams wound up all even at 64-64 after regulation time. A cautious first overtime ended 66-66. After Justus missed a pair of free throws with four seconds left, the second overtime also wound up in a tie. But in the third extra period, with players and fans alike near exhaustion, Justus got one last chance. With the count tied at 76, he once again went to the stripe with four seconds remaining. This time he made them both, and the Vols held on to win what many longtime observers believe was the greatest game in UT basketball history.

That not only earned the Vols the SEC crown; it also won them the school's first-ever berth in the NCAA Tournament. This time, the cat jumped the other way. In another tense battle at Evanston, Ill., the Fearless Five was ousted in its first test by Dayton, 53-52, as Widby's last-second shot caromed off the rim.

### Vols Celebrate First Season in Stokely with SEC Championship

The first Tennessee basketball game in the Armory-Fieldhouse was nothing but a glimpse of the future. The 72-71 victory over Wyoming gave the idea that basketball in the new arena would be a successful era. And the temporary wall that stood on the east side of the arena was a hint that expansion was on the way.

To kick off the 1958-59 season, the University of Tennessee had erected a new facility for basketball. Replacing Alumni Gym was a difficult thing to do, but the state-of-the-art arena would quickly remind

the team and fans that the new facility was worth the \$1.5 million.

Equipped with huge steel trusses that lined the walls and roof, the gigantic new arena could seat 7,000 people in its opening years. The west end of the arena had two levels of permanent seats while temporary bleachers lined the baselines. On the east end, more temporary bleachers rose from the floor to the temporary wall. Along each baseline was a row of folding chairs, primarily for the teams to sit. Other than basketball, the Armory-Fieldhouse was home to supply rooms for Army and Air Force ROTC, offices and classrooms.

The temporary wall was the key to the Armory-Fieldhouse. In 1965, a \$500,000 gift from William B. Stokely Jr. jump-started a \$3 million expansion on the facility - an expansion that had been designed in the original blueprints of the facility. By the 1966-67 season, the Armory-Fieldhouse was doubled in size and seating capacity rose to 12,700 just in time for the SEC championship season. Stokely had died before the completion of the expansion project, and the Armory-Fieldhouse became William B. Stokely Athletics Center.

Stokely Athletics Center was a special home to Tennessee basketball. It housed more fans than ever before. It featured a newly designed Tartan rubber playing surface after the expansion to the arena. But more importantly, it featured great teams. Tennessee teams were extremely successful in the arena, compiling a 321-69 record at Stokely and winning four SEC championships.

Stokely was vacated during the winter of 2012-13, as the university has plans to raze the facility and repurpose the land it occupies.

### Ray Mears Brings Showmanship And Championships

Ray Mears was hired as head basketball coach in 1962 after he had just won the NCAA small college championship the previous year as coach at Wittenberg University. But this was Division I, and Mears was brought in to revitalize a struggling Tennessee basketball program. The Vols were coming off back-to-back losing seasons and were caught in a decade and a half of finishing no higher than fourth in the SEC.

All that changed when Mears took over. His first year saw the Vols finish with a 13-11 record, including a season sweep over archrival Kentucky. In fact, Adolph Rupp's Kentucky teams grew to be Mears' top foe, despite the fact that Mears and Rupp were friends away from the court.

"Beating Adolph Rupp was my favorite," Mears admitted. "We ended up tying Kentucky, but seven of them were against Joe Hall so I can't claim I beat Rupp every time. We had the best record against Kentucky and the best record against Rupp."

In Mears' second season at Tennessee, the Vols were 16-8 and finished second in the conference. Then there was a 20-5 year, an 18-8 year, a 21-7 SEC title year and so on. Mears had sent a breath of fresh air through the Tennessee basketball program.

Not only did the legendary coach bring success to the hardwood, he brought entertainment to the fans. Mears instructed the pep band to play in the stands of Stokely Athletics Center during games - a first for its time. With the pep band blasting traditional fight songs, Mears' squad would perform dazzling tricks during pre-game warm-ups. From fancy passes to mind-boggling dribbling skills, the Vols looked more like the Harlem Globetrotters as they prepared for their opponent. It's said Mears even went to the extent of having one of his players ride around the court on a unicycle to fire up a sleepy crowd at Stokely.


"We brought the pep band and marched the band around the floor and all that kind of stuff," Mears said. "We had a guy that juggled basketballs and we had warm-up drills. We did a lot of things like that. We were trying to get people interested in basketball. I tried to get the crowd excited. We got people coming at 7:00 for a 7:30 game."

People flocked to campus to see the newest attraction - the Tennessee basketball team. But they also enjoyed the side antics as well. Record numbers came to Stokely Athletics Center, eventually forcing the expansion of the facility in 1966 to twice its original size.

On the sidelines, Mears was a basketball mastermind. His slow, deliberate offense gelled with his zone defense. His strict and disciplined basketball style carried the Vols to an SEC championship in the 1966-67 season and the school's first NCAA Tournament appearance.

Success was common during the Mears era. During his 15 years (1963-77) as head coach of the Vols, Mears collected 278 wins against 112 losses for a .713 winning percentage. Tennessee won three conference titles under Mears - 1966-67, 1971-72 and 1976-77. And during his tenure, only twice did UT finish lower than third in the SEC. He was hired to turn the program around. He did his job and then some.

Ray Mears took Tennessee basketball to a level it had never been before



Tennessee handed top-ranked Kentucky its first loss of the 1965-66 season, topping "Rupp's Runts" 69-62 on March 5, 1966, in Knoxville.

fore. His actions on the court made him a legendary coach. His knack for entertainment made him legendary with the fans. Both make Mears a legendary man.

On March 1, 2006, a banner with Mears' name on it was unveiled in the rafters over the student section of Thompson-Boling Arena.

Ray Mears passed away on June 11, 2007.

### Texas Western Wasn't the First to Challenge Rupp's Runts

On the evening of March 5, 1966, the Tennessee Volunteers had nothing to do but finish a decent basketball season. The Vols were 17-8 and 9-6 in the SEC heading into their final game of the season, and the NCAA Tournament only took conference champions at the time. On the other side of the court, the No. 1-ranked Kentucky Wildcats were planning their run at a national championship. They had played 23 games and won every one of them.

Labeled Rupp's Runts, coach Adolph Rupp's squad was loaded with talent but short on size. The tallest players on the team, center Thad Jaracz and guard Tommy Kron stood at 6-foot-5. Forwards Larry Conley and Pat Riley stood 6-4, and the other guard, Louie Dampier, was 6-0.

Probabilities said the Vols were going to get whipped by the 'Cats. A week earlier, Tennessee had gotten beat in Lexington by top-ranked Kentucky, 78-64. But this time, probabilities were wrong. UT captains Larry McIntosh and Howard Bayne helped push the overmatched Vols past Kentucky 69-62 to give the Wildcats their first loss of the season.

Tennessee closed the season at 18-8 and finished tied for third in the SEC. Kentucky, however, went all the way to the NCAA finals where they faced Texas Western (now UTEP). In one of the most memorable and influential finals in NCAA history, Texas Western shocked the Wildcats with a 72-65 upset to win the NCAA championship. Texas Western became the first school to win the title with five black starters when they beat an all-white Kentucky team, which paved the way for cultural diversity in college basketball.

An unbeatable Kentucky team rolled into Knoxville in 1966 but left with a loss. The win for UT paved the way for a successful 1966-67 campaign in which the Vols won the SEC.

## 1970s:

### Success Continues Under Mears; Grunfeld/King Combo Propels Vols

Consistent excellence was the trademark of the program under Mears. Twenty-win seasons became the rule rather than the exception, and the Vols became contenders in the SEC title race on a yearly basis. It took Mears five seasons to win his second conference title, and that one had a rather sour taste to it.

The 1971-72 team, built around the sharp shooting of guard Mike Edwards and 6-11 center Len Kosmalksi, came into the season-ending game with Kentucky at Stokely Center one game ahead of Rupp's Wildcats. With five seconds left in a hard-fought battle, UK held a 67-66 lead. But Tennessee got one last chance when Edwards was fouled as he started into his shooting mode. Referee Bobby Hartsfield called it a non-shooting foul, and the usually unflappable guard missed the free throw. Kentucky rebounded to gain a tie for the title, and because they had swept the season's series with Tennessee, the Wildcats also won the SEC's berth in the NCAA Tournament. The Vols were so downcast by the loss that they voted not to accept a bid to the NIT, where they had reached the semifinals in 1969 and 1971.

The 1971-72 season also marked a new chapter in Volunteer cage history when Larry Robinson, a 6-5 high-post player out of Ferrum (Va.) Junior College became the school's first black player. A tireless worker and the ultimate team player, Robinson made a big hit with the fans and teammates alike, and as evidence of the respect they felt for him, his mates elected him captain of the 1972-73 team despite the fact that he had played only one season of varsity basketball with them.

Mears had stuck with his deliberate offense through his first decade at UT, but the appearance of two remarkable offensive performers in the mid-1970s prompted him to speed up his attack. Assistant coach Stu Aberdeen, who had strong recruiting contacts in the New York City area, hit the jackpot two years in succession when he signed Ernie Grunfeld of Forest Hills in 1973 and Bernard King of Brooklyn in 1974. Never before or since has UT basketball boasted two such enormous talents on the same team.

Grunfeld, a 6-6 wing who could move into the post when needed, broke Widseth's all-time Volunteers scoring record during his four-year career with 2,249 points, for an average of 22.3 per game. King, a brilliant post player, who played only three seasons before turning to the professional ranks, posted a new career average record of 25.8 points per game. Known as the "Ernie and Bernie Show," the two great players led the Vols to a record of 61-20 during their three seasons together, 1974-75, 1975-76 and 1976-77. During that run, the Volunteers made two NCAA Tournament appearances and won one SEC championship in 1977. Wherever they played they drew standing-room-only crowds; *Sports Illustrated* even featured them on its cover ("Double Trouble from Tennessee"), and for the first time in its cage history, Tennessee had become a household word in the world of college basketball.

The one thing that even King and Grunfeld couldn't do was to bring their coach an NCAA Tournament victory. In 1976 the Vols fell out in first-round play at Charlotte, losing to darkhorse VMI in a game that King had to sit out because of a hand injury suffered in practice a few days earlier. And then, in the biggest disappointment of all, the 1977 team went down in overtime to the Orangemen from Syracuse University (93-88) in a game played in Baton Rouge, La., as both King and Grunfeld fouled out during second-half action.

Mears soon followed his two great stars in farewell. A longtime sufferer from depression, the Vols coach could not answer the bell for the 1977-78 season, and assistant coach Cliff Wettig led the team through a tough rebuilding phase that produced the school's first losing campaign in 16 years. When it became clear that Mears could not return to his post, UT hired a new head coach, Don DeVoe, in the spring of 1978.

Mears left an enviable record behind him. In 15 seasons, his teams had won 278 games against only 112 losses for a .713 winning percentage, had captured three SEC championships and had played old rival Kentucky to a dead heat with 15 wins in 30 meetings. His acts of psychological warfare, such as the long walks at Nashville that brought the Vanderbilt crowds to a boil, had won him more than his share of detractors, but underneath all the boos, there was a grudging respect for one of the best coaches of his time.

### John Ward And The Vol Network

John Ward sat atop Mississippi State Gymnasium on March 8, 1967, peering down on the Vols as time expired on the clock. Mississippi State

had just taken Tennessee into overtime in the season-finales for both teams. The Vols were in a battle in Starkville, Miss., but they were in a three-way war for the SEC championship, along with Florida and Vanderbilt.

Ward, thanks to the Vols playing in the Central Time Zone, already knew both Florida and Vanderbilt had finished at 14-4. Should the Vols win, they would finish at 15-3 and win their first SEC title in more than 20 years. And it all came down to overtime. Then a second overtime. Then a third.

By then, Ward's voice was getting rougher and rougher. He, along with color analyst Lowell Blanchard, were located high atop the gym to get a bird's eye view of the game.

"When I do broadcasts, I prefer to be working upstairs because I can see the game unfold better," Ward said. "We were upstairs near the top of the gym and against the wall. Well, with a window behind us, a draft kept blowing onto my neck and it was cold. By the second overtime, I just looked at Lowell - just a wonderful man - and said, 'I can't finish the game.'"

Ward's throat was getting tight due to the cold air on his neck and he was losing his voice. Quick to aid Ward, Blanchard retrieved a towel from the Tennessee bench at courtside and Ward wrapped it around his neck. The treatment warmed and opened Ward's throat, and he was able to finish broadcasting the Vols' 78-76 triple-overtime win over the Bulldogs. A 1967 SEC Championship and Tennessee's first trip to the NCAA Tournament came courtesy of the win.

Of course, the towel became a trademark of Ward's during his 35-year run as "Voice of the Vols." But according to Ward, it was always used for medical purposes.

"I always wore it to protect my voice and throat," he insisted after he recalled his most memorable UT basketball game. "Never was it intended to be a trademark."

There are other games that stick out in Ward's mind - especially the Kentucky games. Games like the one in 1976 when Tennessee rallied from 14 points down to beat the Wildcats in overtime in Memorial Coliseum. Or the game that very next year when Tennessee beat Kentucky in its first trip to the new Rupp Arena. Then there's Tennessee's 1979 SEC Championship.

"Tennessee won the SEC championship in '79 and they beat who? Kentucky," Ward said. "You've got to understand, Kentucky didn't lose back then. They just didn't."

For those fans not able to attend the games in person, they depended on Ward to paint the picture over radio broadcasts. He never failed.

"Prior to around 1980, there were no TV games," Ward said. "So obviously, radio broadcasts became the dominant medium to follow those games."

Through the late 1950s and early 1960s, UT basketball games were not heard over the radio on a regular basis. Only big games, like Kentucky and Vanderbilt, made the airwaves. But in 1966, athletics director Bob Woodruff, with the assistance of Bill Petty, Ward and basketball coach Ray Mears, began the groundwork for a Vol Basketball Network. The Vol Network already covered football games, and now it was time for basketball coverage.

The 1966-67 season was the first full season of basketball broadcasts for Ward and the Vol Network, and it could be heard on one station. But thanks to the marketing mindset of Mears and the successful teams he put on the floor, Tennessee basketball was exploding in popularity.

"Nothing defined the ascendancy of basketball on the UT scene more clearly than the game's identity with John Ward's broadcasting style," said Hayward Harris, UT's long-time sports information director. "The presence of Ward at UT games was as much a part of the basketball presentation as Mears' pre-game warm-ups and Roger Peltz' unicycle act."

In the following years, Ward began to work more closely with the network, and the program increased the number of stations that carried the broadcasts to around 15 throughout the state.

The unique aspect of the Vol Network was that small, community-based radio stations carried the broadcasts. Instead of relying on larger radio stations in Nashville to broadcast the games to larger areas, the Vol Network targeted the small stations in Tennessee and created a down-home atmosphere for listeners.

"My primary goal was to involve the local stations throughout the state," Ward said. "Our philosophy was that it's not the number of stations but amount of coverage in the state. We wanted to touch every county in Tennessee."

The Vol Network came pretty close to doing that. By choosing to reach the small-town audiences through smaller stations, the network


expanded and eventually had more than 50 stations carrying the sports broadcasts. Now, the Vol Network is one of the largest radio networks in the nation with affiliates in four surrounding states. The Vol Network also can be heard in 28 states after dark and worldwide on the Internet. Bob Kesling inherited the title "Voice of the Vols" in 1999 and currently pairs with former Vol basketball player Bert Bertelkamp to bring Tennessee basketball to life on the radio.

"To grow from one station to more than 50 stations was a great accomplishment," said Ward, who retired after the 1998-99 basketball season. "But the key to that was the sponsors, not me. I was only a broadcaster."

John Ward was never only a broadcaster. He was music to Vol fans' ears.

## Dec. 15, 1973: UT, Temple Combine for 17 Points

It was Dec. 15, and it was the championship game of the 1973 Volunteer Classic at Stokely Athletics Center. Tennessee's high-powered offense was looking to dispose quickly of Temple to win yet another Classic title on its own floor.



Tennessee put points on the board at will. They scored 80 points in a season-opening victory in 1973 over North Texas State and 65 in a loss to Marquette. But in the two games leading up to the clash with Temple, the Vols had scored 117 and 96 points, respectively. Needless to say, fans were expecting a show.

If anything, a show was not what the fans got. Temple coach Don Casey had instructed his squad to merely pass the ball back and forth to keep the rock away from the Vols. That's exactly what they did. And with Mears' strict discipline, Tennessee wasn't about to stray from their traditional zone defense. Neither team would budge. But the fans did. They booed and complained throughout the chess match between the Vols and Owls.

When the buzzer sounded, the crowd had something to cheer about. Tennessee came away victorious 11-6. That's right, 11-6. Temple had effectively taken the ball out of Tennessee's hands, yet the Vols also had proven a point that they were sticking to their game plan.

Throughout the rest of the season, Tennessee was content at scoring in the 60s, 70s and 80s, even topping the 100-point mark against LSU to finish 17-9. But the UT-Temple fiasco will live in the record books forever. The game holds the NCAA record for fewest points scored by both teams - something that may never be broken with today's fast-paced game. The NCAA record for fewest points allowed since 1938 also goes to Tennessee (tie) for holding the Owls to a mere six points.

## 1980s: Vols Enjoy NCAA Success; Thompson-Boling Arena Opens

Just as Mears had done a decade and a half earlier, Don DeVoe put his stamp on Tennessee basketball in quick order. Inheriting a team built around All-America Reggie Johnson in the post and Terry Crosby and freshman Gary Carter at the wings, the 37-year-old former Ohio State player soon put whatever doubts there may have been about his appointment to rest. In that first season of 1978-79, DeVoe achieved a number of "firsts" for a Tennessee cage coach.

That first DeVoe team posted an overall record of 21-12 and a regular-season SEC mark of 12-6, good for the runner-up spot. That happened to be the season when the postseason conference tournament was revived after a 27-year hiatus, and when the Vols beat Kentucky 75-69 in the finals, it was the first conference tourney title for Tennessee since 1943. And since his team had swept the Wildcats in regular-season play, DeVoe became the first Vol skipper ever to beat the Wildcats three times in one campaign. The tourney championship also put the team in the NCAA playoffs, and when the Vols dusted off Eastern Kentucky 97-81 in the first round of play in Murfreesboro, Tenn., he became the first UT coach ever to record an NCAA Tournament victory. The Vols then lost in the second round to Notre Dame, but it had been a storied maiden season for the tall man from the Buckeye state.

The good times rolled on. With such standout performers as Carter, Howard Wood and All-American forward Dale Ellis leading the attack, DeVoe's first five teams all participated in NCAA tourney play, all of them winning first-round games before being later eliminated. The 1981 team advanced to the NCAA Tournament's Sweet Sixteen before being eliminated 62-48 by Virginia and college player of the year Ralph Sampson. The best of the lot, 1981-82, won the school's seventh SEC title and posted a 20-10 record. That team fell just shy of upsetting powerful Virginia, led by Sampson, in an NCAA second-round game at Indianapolis, Ind., losing 54-51.

The 1983-84 team went 21-14 overall and went three rounds deep into NIT tournament play, and the 1984-85 team went 22-15 and reached the NIT's semifinals before losing to Indiana at Madison Square Garden. But after seven postseason tourney appearances in as many seasons, the DeVoe program suddenly made a sharp downward turn with two consecutive losing seasons in 1985-86 and 1986-87. But there were still bright spots. Guard Tony White scored 51 points in a game against Auburn in 1987, bettering by one point an old school single-game scoring record set by Ron Widby against LSU 20 years earlier.

The 1987-88 team turned things around with a 16-13 record and an NIT appearance, and when the 1988-89 team went 19-11 to get the Volunteers back into the NCAA playoffs, the program seemed to be moving in the right direction. But an 84-68 loss to West Virginia at Greensboro, N.C., in the first round of play sealed DeVoe's doom. After an 11-year tenure that had produced a 204-137 record, one SEC championship, one SEC tourney title, six NCAA playoff appearances and three trips to the NIT, DeVoe resigned.

In a way, DeVoe was a victim of his own accomplishments. The rousing successes of his early years, combined with Mears' long run, had raised expectations among Tennessee basketball fans. Overflow crowds at Stokely Center had sparked a drive for a new facility, and in the 1987-88 season the Vols moved into one of the most palatial college basketball homes in the country. The \$30 million, 24,535-seat Thompson-Boling Arena and Assembly Center. It was named after philanthropist B. Ray Thompson and then-UT president Ed Boling, and it signaled the school's commitment to competitive excellence.

## Vols Open New Arena on River

No one ever thought the Tennessee Volunteers would outgrow Stokely Athletics Center. The 12,700-seat arena was gigantic compared to the previous basketball arenas that the Vols called home. But with a winning basketball team and loads of excitement surrounding the program, a new basketball arena was inevitable.

Work began to raise money for a new and larger basketball facility. There was one goal for the new arena - make it larger than any arena in the SEC. In the early 1980s, Kentucky's Rupp Arena was tops in the SEC with its 23,000 seats. The big question was if an arena of that size would be large enough for the Vols. The demand for Tennessee basketball tickets was outrageous, and school officials were concerned.

The spark for the fire was an anonymous gift of \$5 million. That was followed by \$5 million in private UT donations, a \$7 million pledge from the state of Tennessee, \$10 million from Knox County and \$3 million in ticket and parking revenue. The ball was officially rolling.

Everything, however, came to a screeching halt after work on the arena had already begun. The Kansas contractor, who had obtained the contract with a bid of \$23 million, pulled out after multiple delays had pushed the completion date back several times. A Nashville contractor took over the responsibilities, and the new 24,535-seat arena was completed for the 1987-88 season.

It was discovered that B. Ray Thompson was the man responsible for the original donation for construction, and he was convinced to have his name attached to the new arena. However, the only way he would comply was if then-UT President Edward J. Boling's name was attached also. So, on Sept. 25, 1987, the new basketball facility was officially named the Thompson-Boling Assembly Center and Arena.

The largest on-campus basketball-only facility in the nation, Thompson-Boling Arena opened its doors to the Vols in good fashion when Tennessee beat Marquette 82-56 before 25,272 people. An arena-record crowd of 25,610 showed up Jan. 21, 1989, when UT hosted Kentucky.

## 1990s:

### Houston Sets UT Scoring Mark; Vols Return to NCAA Tournament

Ironically, UT's hoops fortunes slumped badly in these luxurious new surroundings. DeVoe's successor, Wade Houston, was never able to get the program rolling. Houston, an Alcoa, Tenn., native who had played at Louisville and served as an assistant coach there, was warmly welcomed in his pioneer role as UT's first black head coach. He was enormously popular on the personal level, but he was able to post only two winning records in five seasons, and after a 5-22 campaign in 1993-94, he was replaced by Kevin O'Neill.

Even so, the name Houston still stands tall in UT history. The coach's son, Allan Houston, rewrote the Volunteer scoring record book during his four years under his father's tutelage, 1989-93. A velvet-mat guard, he zoomed past Grunfeld to set the school career mark with 2,801 points and also set records in

single-season scoring, field goals and 3-point goals. The younger Houston led his dad's teams to NIT appearances in 1990 and 1992, both ventures ending in second-round losses.

Houston's successor, O'Neill, was a much fiercer sideline coach than his laid-back predecessor. O'Neill had enjoyed great success at Marquette, where he had won a reputation as a standout recruiter and defensive specialist. He took over the Vols program when its stock was at a very low ebb, and was not able to turn the program around in regard to wins and losses. Of his three Volunteer teams, only one, 1995-96, managed to break even during the regular season, 14-14, before suffering an NIT opening-round loss to the College of Charleston at Thompson-Boling Arena on a bitterly-cold March evening. But he did make headway in recruiting, and when he departed to take the head coaching job at Northwestern after the 1996-97 season, he left behind a healthy crop of young players.

Jerry Green's initial season of 20-9 in 1997-98 was the best for a first-year Volunteer coach since Emmett Lowery's 20-5 record in 1947-48. And it ended on a high note when the Vols won their way into the NCAA Tournament for the first time since 1989. Even an overtime loss to Illinois State at the Arco Arena in Sacramento, Calif., in the opening round could not rub the shine off Tennessee's best season in a decade. A South Carolina native who had a successful tenure as the head coach at Oregon and as Roy Williams' top assistant at Kansas, Green seemed to strike the right chord among players and fans alike with his down-home style. And his first-year success didn't end with the season. His signing of Cleveland, Tenn., high school superstar Vincent Yarbrough was perhaps Tennessee's greatest recruiting coup since Grunfeld and King.

Under Green's direction, Tennessee continued to achieve milestones for the program during the 1998-99 season in which the Vols went 21-9. The Vols returned to the NCAA Tournament, giving UT its first back-to-back bids since 1982-83, and won their first NCAA tourney game since 1983. The Vols won their last six SEC games, including a season-ending showdown with Kentucky to win their first SEC Eastern Division crown since divisional play started in 1992. UT's 21 wins were the most for the Vols since 1985 and just one short of the school's single-season record. Tennessee's season sweep of arch-rivals Kentucky and Vanderbilt also were cause for celebration. The Vols' win at Lexington was the first at Rupp Arena in 20 years.

## Vols Run for 1991 SEC Tournament Title

After enjoying peaks of success in the 1970s and '80s, the Tennessee Volunteers hit a treacherous valley in the early 1990s. Despite a tremendous scoring threat in Allan Houston (23.7 points) and a sharp-shooter in Lang Wiseman (13.2 points), the Vols fell on hard times during the 1990-91 season.

Tennessee began the season red-hot, winning five of its first six games. However, the Vols would only win four more games the rest of the season. Losing streaks highlighted the schedule, as the Vols saw consecutive streaks hit three, four and five games, as well as a seven-game losing streak to end the regular season. Tennessee won four straight during the first six games but never could win back-to-back games again. Wins over Florida, No. 19 LSU and Vanderbilt gave the Vols a 3-15 record in the SEC and placed them in a tie for eighth heading into the SEC Tournament in Nashville.

In the first round, Tennessee avenged two close losses to Mississippi with a 94-85 win over the Rebels. It was an upset, but no one was searching for a Cinderella slipper until the Vols upset No. 18 Mississippi State 87-70 in the second round. An underrated Tennessee team was having its way with the conference's best teams, and the magic ride continued with an 85-65 thrashing of Georgia in the semifinals.

The same Tennessee team that had won only three conference games in the regular season had just won three consecutive conference games in three straight days. They were the talk of the tournament, and they were looking to write a happy ending to the fairy tale. The underdog Volun



teers met No. 24 Alabama in the finals of the SEC Tournament, and the Crimson Tide washed away Tennessee's hopes of completing the dream with an 88-69 victory.

Tennessee ended the season with a 12-22 record in 1991. There wasn't much to cheer about other than an appearance in the conference tournament finals. But for three consecutive nights, the Vols were the Cinderella of the SEC Tournament, dreaming of an invitation to "The Big Dance."

## 2000s:

### Vols Start New Millenium with Regular Postseason Appearances

UT continued its return to the national spotlight with the dawn of the new century. The Vols began the new millennium as a consistent name in national polls and with a pair of trips to the NCAA Tournament.

The 2000 season was one of the most successful in school history, with the Vols winning a school-record 26 games and advancing to the Sweet 16 of the NCAA Tournament. UT won a share of its eighth SEC title and its second straight SEC Eastern Division crown. Not only did the Vols win 20 games for the third consecutive season, but they did so faster (23 games) than any other team in school history. They spent the entire season ranked in the top 25, reaching as high as No. 5, and finished the season ranked 11th in the final Associated Press poll.

The 2001 season saw the Vols ranked No. 9 in the Associated Press preseason poll, and they climbed as high as No. 4 during the year. The No. 4 ranking tied for the highest in school history. For the fourth straight year, the Vols won 20 games, finishing the season with a 22-11 record. At the end of the regular season, UT made its fourth trip to the NCAA Tournament in as many years, bowing to Charlotte in the first round.

Buzz Peterson was named the 16th head coach in school history on April 4, 2001, following the resignation of Jerry Green after the season. Peterson, who attended UT football games while growing up in Asheville, N.C., came to Knoxville after leading Tulsa to a 26-11 record and the NIT championship.

In his four seasons in Knoxville, Peterson led the Vols to a 61-59 overall record and appearances in the National Invitation Tournament in 2003 and 2004.

Ron Slay, who missed the second half of his junior season with a knee injury, returned to the Vol lineup in 2003 to lead the Southeastern Conference in scoring with 21.2 points per game and was named the league's Player of the Year.

In 2005, freshman guard Chris Lofton took the league by storm by making 93 3-pointers, the most-ever by a freshman in the Southeastern Conference. His 46.5 shooting from behind the 3-point arc led the SEC and ranked fourth nationally.

On March 28, 2005, Bruce Pearl took over the reins of the Tennessee program just days after leading UW-Milwaukee to the Sweet Sixteen of

the NCAA Tournament.

Pearl made his presence felt in his first season in Knoxville, leading the Vols to the 2006 SEC Eastern Division championship with a 12-4 league record and a 22-8 overall mark. The Vols received a No. 2 seed in the NCAA Tournament, the highest seeding in school history.

After the season, the honors came rolling in. Pearl was named the Associated Press SEC Coach of the Year and also was a finalist for the Naismith Trophy Men's College Coach of the Year in addition to earning national coach of the year honors from *The Sporting News* and CBS Sportsline.com.

Lofton rewrote Tennessee's single-season record books in 2005-06 with his 3-point shooting on his way to earning consensus first-team All-SEC honors and several All-American awards. The sophomore broke school records for 3-pointers made (114), 3-pointers attempted (261) and 3-pointers per game (3.80 3pg). His 114 3-pointers in 2005-06 were the second-most in Southeastern Conference history.

Tennessee's second season under Pearl's guidance produced the second-most wins in school history and one of the most memorable NCAA Tournament runs in school history. The Vols completed the 2006-07 campaign with a 24-11 overall record, and their 10-6 SEC mark was tied for the second-best in the league. In the first round of the NCAA Tournament, the Vols tied a school scoring record in defeating Long Beach State 121-86. UT held on for a 77-74 win over Virginia in the second round before falling to eventual national runner-up Ohio State in the Sweet Sixteen.

Lofton was named the 2007 Associated Press SEC Player of the Year and was a consensus second-team All-America selection after leading the conference with 20.8 points and 3.42 3-pointers per game/team.

Pearl's third season in Knoxville produced a school-record for wins with a 31-5 overall mark, and the Vols won their first outright SEC title since 1967 with a 14-2 league record. Tennessee spent most of the season ranked in the top 10 and achieved the program's first No. 1 ranking after a 66-62 win at then-No. 1 Memphis in late February.

Tennessee advanced to the Sweet Sixteen of the NCAA Tournament for the second consecutive year with wins over American and Butler before falling to Louisville in the Regional Semifinals.

Lofton earned second-team All-American honors for the third time in his career. He finished his career with 2,131 points, and his 431 3-pointers were the most in SEC history and ranked third all-time in the NCAA. Tyler Smith joined Lofton in garnering first-team All-SEC honors, and JaJuan Smith was a second-team pick. Bruce Pearl was named SEC Coach of the Year and was honored as national coach of the year by the Adolph Rupp Cup.

In 2008-09, Pearl again led the Vols to an SEC Eastern Division title, a 20-win season and a berth in the NCAA Tournament. The Big Orange finished the year 21-13 (10-6 SEC) and became the first program in SEC history to finish ahead of Kentucky in the league standings for four straight seasons.



Chris Lofton drained this falling-out-of-bounds buzzer-beater to propel Tennessee past Winthrop in the 2006 NCAA Tournament.

## Chris Lofton Wins His Biggest Battle

Chris Lofton beat everything thrown his way during his four-year career at Tennessee, and he often did it with people lining up to tell him he couldn't.

But the toughest battle he faced at Tennessee was not resurrecting the basketball program or quieting the doubters who thought he couldn't be a producer on a major Division I basketball team.

It was something much worse, much more vicious and much more devastating than any challenge the simple game of basketball can provide.

It was cancer.

And in true Lofton fashion, he beat it.

It was already a bad night when Lofton and his parents were taken into a San Antonio hotel room mere hours after the Vols had fallen to Ohio State in the Sweet 16 in 2007. In the room, Lofton was told that one of the randomly-administered NCAA drug tests had come back positive.

The test had come back showing high levels of beta hCG. It could mean Lofton was using steroids, or it could be an early warning sign of cancer.

It was the latter, and six days after the Ohio State game, Lofton had surgery to remove a cancerous tumor.

He began radiation treatments on April 25, 2007, that left him cancer-free, but they also drained 15 pounds of muscle off his body and put him far behind the curve in getting ready for his senior season.

Lofton was not going to let cancer stand in the way of his senior year, a season that was predicted to be one the best in school history as he turned down an opportunity to redshirt.

The season turned out to be everything hoped for. UT achieved its first No. 1 ranking in history, had a school-record 31 wins and won the SEC title.

But the face of the team was not producing on the levels people had expected. Lofton's face had adorned the cover of *Sports Illustrated*, but he was not putting up numbers to match his junior campaign, during which he was named SEC Player of the Year after averaging 20.8 ppg.

Lofton started the season shooting just 34 percent from the field and had everyone questioning if something was wrong with him.

It turns out the only thing that matched Lofton's work ethic was his ability to keep a secret. The select group of people who knew about his cancer didn't include any teammates.

"I wanted to deal with it on my terms," Lofton said. "I didn't want it to be a distraction for our team. I knew if it came out, everything would change. I didn't want it that way."

So Lofton quietly led his team, with a 15.9-point average, to another Sweet Sixteen appearance. In doing so, he shot 49 percent from 3-point range the rest of the regular season, returning to the Lofton every SEC opponent had feared from previous encounters.

He finished his career with an SEC-record 431 3-pointers made and was fourth on UT's all-time scoring list with 2,131 career points. But he will forever mean more to UT than simply numbers.

"You look at what he has gone through ..." head coach Bruce Pearl said. "He's still going to be remembered as one of the best players to wear orange.

"I was privileged to coach him."

## 2010s:

### Transition on Rocky Top;

### Martin Brings Discipline, Toughness

In terms of NCAA Tournament success, the 2009-10 season was the best in Tennessee's storied history, as the Volunteers fell just one-point shy of the Final Four.

After coach Bruce Pearl led the Vols to an 11-5 conference record and a third-place finish in the SEC Eastern Division, Tennessee began its NCAA Tournament journey in Providence, R.I. Led by seniors Wayne Chism, Bobby Maze, J.P. Prince and Brian Williams, the sixth-seeded Vols defeated San Diego State and then Ohio University to advance to the Sweet Sixteen for the third time in the Pearl era.

The Edward Jones Dome in Kansas City, Mo., was UT's next tournament stop. And a 76-73 come-from-behind victory over No. 2-seeded Ohio State and National Player of the Year Evan Turner lifted Tennessee into the Elite Eight for the first time in school history.

Two days later, the Midwest Regional Final saw UT tip off against fifth-seeded Michigan State. After surviving a 14-1 Spartans run and charging back from an eight-point deficit in the second half, Tennessee forged a 69-69 tie with 11 seconds left. But MSU's Raymar Morgan made the game-winning free throw to end the Vols' season at 28-9.

## Pearl Era Ends After Six Seasons

The 2010-11 season saw Tennessee make its sixth consecutive NCAA Tournament appearance, but the entire year was clouded by an ongoing NCAA investigation.

Head coach Bruce Pearl had provided the NCAA with "false and misleading information" in the course of its official inquiry prior to the season, and Southeastern Conference commissioner Mike Slive had suspended Pearl for Tennessee's first eight regular-season SEC games (associate head coach Tony Jones led the Vols to a 5-3 mark during that span).

After a disappointing and lopsided loss to Michigan in the NCAA Tournament's round of 64, UT athletics director Mike Hamilton relieved Pearl and his staff of their duties on March 21, 2011.

Pearl was later given a three-year "show cause" penalty by the NCAA, while each of his full-time assistant coaches received a one-year penalty.

Tennessee under Pearl averaged more than 24 wins per season, earned the nation's No. 1 ranking for the first time in program history, boasted an average year-end RPI of 17.2 and never failed to make the NCAA Tournament — tying a school-record with six consecutive berths in the Big Dance.

## Martin Maintains UT's Winning Ways

On March 28, 2011, Tennessee named Cuonzo Martin the 18th head coach in program history.

The East St. Louis, Ill., native starred at Purdue under legendary coach Gene Keady before being selected in the 1995 NBA Draft.

Martin's arrival at UT was preceded by three successful seasons as head coach at Missouri State (2009-11).

In his first year with the Vols, the Big Orange were picked in the pre-season to finish 11th in the then-12-team SEC. But Martin led Tennessee to a 10-6 conference record and a second-place SEC finish.

The 2012-13 season saw Martin lead Tennessee to 20 wins, as well as victories in each of the team's final nine regular-season games (for the second straight year).

Martin also joined Jerry Green and Bruce Pearl as the only UT head coaches to lead the Vols to victories over at least three AP Top-25 teams in each of their first two seasons on Rocky Top. Those triumphs included wins over Wichita State, eighth-ranked Florida and a 30-point victory over Kentucky that marked UT's largest-ever margin of victory against the Wildcats.

*Ben Byrd is the former sports editor of the Knoxville Journal. He has covered Tennessee basketball for more than 50 years. Additional stories by Josh Pate and Craig Hammel, UT Media Relations.*



**Bill Gibbs**  
**Assistant Coach, 1962-64**

When Ray Mears was named the head coach at Tennessee in the spring of 1962, he quickly tabbed Bill Gibbs, who was then coaching at Fairborn (Ohio) High School, as his assistant coach.

Early in their first season at UT, when Mears fell ill with physical and emotional exhaustion, it was Gibbs whom acting athletic director Bowden Wyatt asked to fill in.

After starting league play with two losses in their first three SEC games, things were not looking good for the Vols, as they had to travel to league-power Kentucky. Behind All-American Cotton Nash, the Wildcats raced to a 15-point lead, but the Vols rallied behind Tommy Wilson's 28 points for a 78-69 upset.

The Vols struggled for consistency during the 1962-63 season but managed some big wins under Gibbs. UT also knocked off league-leader and ninth-ranked Auburn, and then completed the season sweep of Kentucky with a 63-55 win in Knoxville.

Mears returned for the 1963-64 season, and Gibbs went back to his role as assistant after building a reputation as one of the bright young coaches in the field.

Gibbs, in his second season at Tennessee, had just finished giving the scouting report for the Vols' game at Florida on the morning of Feb. 3, 1964, when he boarded a plane for another scouting assignment against Auburn. The small commuter plane bound for Jacksonville, Fla., crashed shortly after takeoff, killing Gibbs and the eight others aboard.

His name still lives on at the University of Tennessee, where one of the dormitories that is used by several student-athletes, Gibbs Hall, bears his name.

## ALL-TIME SUPPORT STAFF

### ADMINISTRATIVE ASSISTANTS

Bennett, Hershel — Administrative assistant 1992-94  
 Benson, Chuck — Administrative assistant 1994-95  
 Boyle Tad — Administrative assistant 1997-98  
 Buckner Carolyn — Administrative assistant 1990-94  
 Cole, Beth — Administrative assistant 1997-99  
 Collazo, Liz — Administrative assistant 1994-97  
 Fall, Greg — Administrative assistant 1996-97  
 Grant, Ray — Administrative assistant 1998-01  
 Harper, Janice — Administrative assistant 1999-2012  
 Hetzel, Debbie — Administrative assistant 1987-90  
 Igar, Maria — Administrative assistant 1977-89  
 Moseley, Denise — Administrative assistant 1994-97  
 Pancratz, Mark — Assistant to the head coach 2009-11  
**Reynolds, Janet** — Administrative assistant 2001-present  
 Swearingen, Clarence — Administrative assistant 2003-05  
 Tipton, Betty — Administrative assistant 1997-2001  
 Walton-Allen, Marzella — Administrative assistant 1992-95  
 Williamson, Joy — Administrative assistant 1989-94

### ASSISTANT COACHES

See page 174 of the 2013-14 Tennessee Basketball Record Book

### ATHLETIC TRAINERS

Bradshaw, Tom — Assistant trainer 1975-76  
 Click, Mike "Moe" — Associate trainer 1993-96  
 Mullins, Leroy — Associate trainer 1973-74  
**Newman, Chad** — Graduate assistant 1997, Assistant athletic trainer 1998-00; Associate athletic trainer 2001-09; Senior associate athletic trainer 2010-2012; Associate director of sports medicine 2012-present  
 Rollo, Mike — Assistant trainer 1977-85; Associate trainer 1986-92  
 Wall, Tom — Assistant trainer 1969-73

### DIRECTORS OF BASKETBALL OPERATIONS

Conroy, Ed — Director of operations 2001-03  
 Daniel, Al — Director of operations 2003-05  
 Fancher, Houston — Director of operations 2011-13  
**Harris, Marco** — Director of operations 2013-present  
 Johnson, Ken — Director of operations 2005-11

### MEDIA RELATIONS DIRECTORS/SIDS

Ford, Bud — Assistant sports information director 1966-1985  
 Grim, David — Assistant sports information director 1988-1991; Associate sports information director 1991-2000  
 Harris, Haywood — Sports information director 1961-65  
 Manning, Gus — Sports information director 1951-60  
 Musser, Tucker — Sports information director 1948-50  
 Nelson, Lindsey — Sports information director 1951  
 Pinkerton, Craig — Assistant sports information director 2000-02; Associate sports information director 2002-08  
**Satkowiak, Tom** — Associate sports information director 2008-10; Associate media relations director 2010-present  
 Whitworth, Mark — Assistant sports information director 1986-88

### STRENGTH & CONDITIONING COACHES

Bailey, Dan — Assistant strength and conditioning coach 1995  
 Brown, Brian — Assistant strength and conditioning coach 2000  
**Christopher, Nicodemus** — Associate strength and conditioning coach 2012-present  
 Hobby, Marion — Assistant strength and conditioning coach 1999  
 Lindsey, Robert — Assistant strength and conditioning coach 1994  
 Moore, Roderick — Assistant strength and conditioning coach 2001-04  
 Ollison, Tony — Assistant strength and conditioning coach 1996-98  
 Wills, Troy — Assistant strength and conditioning coach 2004-12

### STUDENT-ATHLETE WELFARE COORDINATORS

Harris, Marco — Student-athlete welfare coordinator 2011-13

### VIDEO COORDINATORS

Fancher, Houston — Coordinator of video scouting 2011  
 Pancratz, Mark — Video coordinator 2008-09; Assistant to the head coach 2009-11; Coordinator of video scouting 2011-13

**Bold** = Active

## LETTERMEN BY HOMETOWN

Corrections or additions to this list should be directed via email to [tomsid@tennessee.edu](mailto:tomsid@tennessee.edu)

**ALABAMA****Auburn**

Howell, Jordan 2005, 06, 07, 08 (Capt.)

**Birmingham**

Goodson, Gannon 1991, 92, 93, 94

**Fayette**

Finley, Jim 1964

**Gadsden**

Naler, Kirk 1983, 84, 85

**Marion**

Johnson, Alonzo 1992

**Moulton**

Taylor, Ron 1989

**ARIZONA****Parker**

Davis, Vegas 1997, 98, 99, 00

**CALIFORNIA****Los Angeles**

Patterson, Andre 2005, 06

**Riverside**

Gray, Ed 1994

**San Bernardino**

Bohannon, Etdrick 1995

**San Diego**

Goins, Melvin 2010, 11

**Sherman Oaks**

Woolridge, Renaldo 2010, 19

**CONNECTICUT****Stamford**

Winchester, John 2003, 04

**FLORIDA****Clearwater**

Wallace, Bill 1962

**Ft. Walton Beach**

Nix, Dyron 1986, 87, 88, 89

**Groveland**

Robbins, Austin "Red" 1965, 66

**Miami**

Byrd, Bill 1948, 49  
Warren, Buist 1938, 40

**Tallahassee**

Stribling, Derek 2002, 03

**GEORGIA****Albany**

Sheffield, Shun 1992, 93, 94

**Atlanta**

Kinard, Rudy 1969, 70

**Baxley**

Meriweather, James 1978

**Covington**

Hendrix, Jemere 2004, 05

**Decatur**

Curry, Michael 1990, 91, 92

**Dublin**

Wynn, Herman D. "Breezy" 1933

**Ellenwood**

Johnson, Reggie 1977, 78, 79, 80

**Gainesville**

Thomas, Stacey 1985

**Lithonia**

Clark, Rickey 1989  
Tatum, Cameron 2009, 10, 11, 12

**Marietta**

Ellis, Dale 1980, 81, 82, 83  
Hipsher, Charles 1951, 52, 53

**Midway**

McRae, Jordan 2011, 12, 13

**Millen**

Burton, Willie 1982, 83, 84

**Powder Springs**

Golden, Trae 2011, 12, 13

**Ringgold**

Moss, David 1974

**Savannah**

Milson, Daryl 1991, 92, 93

**Stone Mountain**

Hall, Kenny 2010, 11, 12, 13

**ILLINOIS****Benson**

Johnson, Don 1969, 70, 71

**Carbondale**

Tabb, Josh 2007, 08, 09

**Chicago**

Chievous, Quinton 2013

**Collinsville**

Ray, Steve 1979, 80, 81, 82

**Rock Falls**

Bogott, Dan 1953

**Watseka**

Martin, John 1960, 61, 62 (Capt.)

**INDIANA****Bloomington**

Brand, Chris 1992, 93

**Fort Wayne**

Keenan, Bert 1950, 51

**Greenfield**

Edwards, Mike 1971, 72, 73

**Holland**

Tormohlen, Gene 1957, 58, 59 (Capt.)

**Jeffersonville**

Flynn, Jim 1950

**Kokomo**

Kellar, Dick 1955, 57

**Lafayette**

Perigo, Bob 1959, 61

**Logansport**

Showalter, Dalen 1958, 59, 60 (Capt.)

**New Castle**

Ammerman, Leon 1956, 57, 58 (Capt.)  
Huffman, Gilbert 1939, 1940 (Capt.), 41

**Richmond**

Logan, Byrl C. 1937, 38, 39 (Capt.)

**Vincennes**

Parmenter, Bob 1952

**KANSAS****Wichita**

Barnes, Cortez 1994

**KENTUCKY****Campbellsville**

Parker, Jerry 1962, 63 (Capt.)

**Carlisle**

Gilley, Bill 1959, 61

**Covington**

Walther, Paul "Lefty" 1945, 47, 48, 49 (Capt.)

**DeWitt**

Bingham, Don 1957

**Earlington**

Coffman, Wes 1967, 68

**Elizabethtown**

Hendrix, Tom 1966, 67, 68 (Capt.)

**Fall Rock**

Campbell, Glenn 1959, 60, 61 (Capt.)

**Four Mile**

Woods, Rodney 1973, 74, 75 (Capt.)

**Hebron**

Parton, Ralph 1980



**Hopkinsville**

Hopson, Scotty 2009, 10, 11  
Victor, Isiah 1998, 99, 00, 01

**Louisville**

Bertelkamp, Hank 1951, 52, 53 (Capt.)  
Brown, Jermaine 1992, 93  
Houston, Allan 1990, 91, 92, 93  
Kemper, Bob 1945  
Powell, Dale 1948, 49, 50  
Voelker, Eddie 1971, 72, 73

**Manchester**

Garrison, Henry 1958, 59

**Maysville**

Lofton, Chris 2005, 06, 07 (Capt.), 08 (Capt.)

**Middlesboro**

Schultz, Danny 1963, 64

**Paducah**

Arterburn, Sam 1986

**Pikeville**

Booth, Bill 1961, 63

**Sandy Hook**

Bowling, Orb 1961, 62, 63

**LOUISIANA  
New Orleans**

Robertson, Maurice 1996

**MARYLAND  
Baltimore**

Woods, Kevin 1982, 83, 84, 85

**Suitland**

Maze, Bobby 2009, 10

**MICHIGAN  
Mt. Clemens**

Smith, Ramar 2007, 08

**Royal Oak**

Peltz, Roger 1971

**Trenton**

Nash, Kevin 1978, 79, 80

**MINNESOTA  
Minneapolis**

Widseth, Carl 1953, 54, 55, 56 (Capt.)

**MISSISSIPPI  
Sardis**

Harris, Torrey 1996, 97, 98, 99

**NEBRASKA  
Omaha**

Albrecht, Justin 2003-04

**NEVADA  
Las Vegas**

Watson, C.J. 2003, 04 (Capt.), 05 (Capt.),  
06 (Capt.)

**NEW JERSEY  
Springfield**

Hirschorn, Steve 1972

**NEW YORK  
Bronx**

Williams, Brian 2008, 09, 10, 11

**Brooklyn**

King, Bernard 1975, 76, 77  
Wiener, Ed 1953, 54, 55 (Capt.)

**Dix Hills**

Harris, Tobias 2011

**East Hampton**

Wood, Howard 1978, 79, 80, 81

**Forest Hills**

Grunfeld, Ernie 1974, 75, 76, 77 (Capt.)

**Lackawanna**

Threeths, Chuck 1977, 79, 80

**Niagara Falls**

Beaman, Tyrone 1981, 82, 83, 84

**NORTH CAROLINA  
Asheville**

Brown, Fred V. 1929, 30  
Gash, Pee-Wee 2003, 04

**Ayden**

Dunk, Alico 1995

**Charlotte**

Rivers, Steve 1990, 91, 92  
Turner, Zach 2000, 01, 02, 03  
White, Tony 1984, 85, 86, 87

**Durham**

Lee, Rashard 1996, 97, 98, 99

**Fayetteville**

Fields, John 2011

**Goldsboro**

Richardson, Anthony 1984, 85, 86, 88

**Greensboro**

Jarvis, Bill 1952, 53, 54, 55  
Keister, Earl 1922, 23, 24, 25 (Capt.)

**Marion**

Hausley, Ron 1986, 87

**Spruce Pine**

Grindstaff, Jenis 2001, 02

**Weaverville**

Robinson, Harvey L. 1931

**Wilmington**

Whitted, Kevin 1993, 94, 95

**OHIO  
Alliance**

Johanson, Mike 1986

**Canton**

Brykalski, Bob 1975  
Hug, Paul 1929

**Celina**

Myers, Kerry 1968, 70

**Cincinnati**

Berry, Orlando 1992  
Childress, Ryan 2006, 07, 08, 09  
Federmann, Dan 1981, 82, 83, 84

**Cleveland**

Hann, Bill 1967, 68, 69

**Dayton**

Ashworth, Doug 1974, 75, 76 (Capt.)  
Bayne, Howard 1964, 65, 66 (Capt.)  
Bell, David 1967  
Carmichael, Ron 1959, 60

**Franklin**

McIntosh, Larry 1964, 65, 66 (Capt.)

**Independence**

Boerwinkle, Tom 1967, 68

**Maple Heights**

Kosmalski, Len 1972, 73, 74 (Capt.)

**Newark**

Snow, John 1972, 73, 74

**Sandusky**

Barnett, Irv "Big Stoop" 1945  
Jones, DaShay 1997, 98

**Shaker Heights**

Higgins, Jon 2000, 01, 02, 03 (Capt.)

**Springfield**

Wilborn, Elgrace 2002, 03  
Wilson, Tommy 1961, 62, 63

**Toledo**

Crosby, Terry 1976, 77, 78, 79

**Wooster**

Petty, Malcolm "Mac" 1967, 68  
Youngstown  
Joyce, Tim 1975

**OKLAHOMA  
Edmond**

Richardson, Josh 2012, 13

**PENNSYLVANIA  
Altoona**

Johnston, Dick 1969, 70, 71

**Pennel**

Cornwall, Jimmy 1965, 66

**Pittsburgh**

Balitsaris, Mike 1940, 41, 42

**SOUTH CAROLINA  
Florence**

Wingate, Major 2004, 05, 06 (Capt.)

**Irmo**

Savage, Brooks (Mgr.) 2006, 07, 08

**Spartanburg**

O'Shields, Garland "Mule" 1945 (Capt.), 46  
(Capt.)



**TENNESSEE****Alcoa**

Thompson, Herman 1954, 55, 56, 57 (Capt.)

**Arlington**

Wiseman, Lang 1990, 91, 92, 93

**Blountville**

Caldwell, Craig (Mgr.) 1942

**Bradford**

Bryant, Frank E. (Mgr.) 1910

**Brentwood**

Murphy, Rob 2013

**Bristol**

Hogsett, Bobby 1963, 64, 66

**Capeville**

Bowe, Clarence 1923, 24, 25

Bowe, Nat W. (Mgr.) 1938

**Carthage**

Moore, Scott 1996, 97, 98

**Chattanooga**

Binks Jr., William P. (Mgr.) 1941

Black, C.J. 1997, 98, 99, 00

Perkins, Marion F. 1935, 36

Poole, Michael 1980

Price, Jay 1989, 90, 91, 92

Snodgrass, John 1984

Test, Eddie 1960, 61

Walker, Harris 2000, 01

**Cleveland**

Baker, Del 1998, 99, 00, 02

Cate, Bill 1955, 56

Haggard Jr., William O. (Mgr.) 1929

Smith, JaJuan 2005, 06, 07, 08 (Capt.)

Yarbrough, Vincent 1999, 00, 01, 02

**Clinton**

Crenshaw Jr., Douglas (Mgr.) 1952

**Columbia**

Jenkins, Fred 1984, 85, 86, 87

Thomas, Frank 1939, 40, 41 (Capt.)

**Cross Plains**

Groves, Carlus 1990, 91, 92

**Farragut**

Graham, Don 1948, 49, 50

**Fayetteville**

Hatcher, Bill 1921, 22, 23, 24 (Capt.)

**Franklin**

Moore, Jason 1995

Ring, J.J. 1909, 10

**Fountain City**

Matlock, Sam A. (Mgr.) 1936

**Gallatin**

Hite, Paul P. 1912

Ransley, Allen C. 1936

**Grand Junction**

Hamer, Steve 1993, 94, 95, 96 (Capt.)

**Greenback**

Disney, Mike 1963

**Greeneville**

Campbell, Roe 1921, 22, 23

**Happy Valley**

Treadway, Joe 1950, 52

**Hendersonville**

Hubert, Michael 2011

**Humboldt**

Atkins, Doug 1951

**Jackson**

Chism, Wayne 2007, 08, 09 (Capt.), 10 (Capt.)

Donnell, Robert (Mgr.) 1987

Fisher, Dick 1959, 60, 61

Freeman, John (Mgr.) 1985, 87

**Jellico**

Harkness, William S. 1923, 24, 25, 26 (Capt.)

**Johnson City**

Carnes, Gary 1979, 80, 81

Johnson, Damon 1995, 96

McCown, Leonidas W. 1909

Williams, Shane 1995, 96

**Kenton**

Smith, Matthew G. 1909

**Kingsport**

Carnes, Shane 1995

Dodd, Robert L. 1929, 30 (Capt.), 31

Gipe, Bob 1955, 56, 57

Hug, Paul 1929

**Kingston**

Clark, Austin 1974, 75, 76

Guinn, Bobby Jack 1967

**Knoxville**

Anderton, David 1960, 61, 62

Ayres, Morgan B. 1924

Bailey, William 1943

Bartlett, Tommy 1950, 51, 52 (Capt.)

Bertelkamp, Bert 1977, 78, 79, 80

Byington, J.D. 1953, 54, 55

Cannington, Quinn 2010

Christenberry, Dexter (Mgr.) 1937

Clemmons, Drew 2003

Cooper, Ray 1958, 59

Crittenden, Ray 1923, 24, 25, 26

Crumbliss, Polk 1933, 34

Cruze, Kyle 1954

Ellison, Marvin (Mgr.) 1939

England, Jimmy 1969, 70, 71 (Capt.)

Faust, Hugh 1929, 30, 31 (Capt.)

Fox, Robert 1940

Gentry, Bob 1956, 57

Greenblatt, LeClaire 1930, 31, 32

Hall, Bill 1953, 54 (Capt.), 55

Henry, Travis 1986, 87, 88, 89

Houston, John 1961

Hyatt, Jerald 1982

Johnson, A. Howard 1921, 22, 23 (Capt.), 24

Jones, Hugh 1947, 48, 49, 50

Jones, Rob 1983, 84, 85, 86

Justus, Bill 1967, 68, 69 (Capt.)

Ketchen, F. Earl 1910, 11 (Capt.)

Kipp, Solon S. 1909, 10 (Capt.)

Kirk, Albert E. 1932, 33, 34 (Capt.)

Krisle, George 1936, 37, 38

Ledbetter, Paul (Mgr.) 2004

Lopez, Brandon 2013

Lovelace, Bill 1953, 54, 55

Lowery, Butch 1958

Luttrell, William 1939, 40, 41

Masterson, Tipton 1935, 36, 37

McCormack, Brandon (Mgr.) 2004

Montgomery, Ed 1948, 49, 50

Neff, Herbie 1951, 52

Neyland, Lewis 1954, 55, 56

Pearl, Steven 2008, 09, 10, 11

Plotnicki, Skip 1965

Preston, Don (Mgr.) 1958, 59

Reeder, C.A. "Lum" 1914, 17, 19

Reeder, Claude "Goot" 1930, 31, 32 (Capt.)

Reeverts, Don 1957, 58, 59

Rice, Earle B. 1910

Roth, Doug 1986, 87, 88

Sample, Edward B. (Mgr.) 1924

Scott, Charles 1958, 59

Sewell, Anthony 1998

Thomas Jr., Daniel R. 1945, 46, 47

Thomas, Jack 1946, 49

Titsworth, John R. 1911, 12, 13

Troutman, Conrad E. 1918, 19, 20, 21 (Capt.), 22

Widby, Ron 1965, 66, 67 (Capt.)

Wright, Bill 1943, 47

Young, Bill 1967

**Lenoir City**

Burdette, George 1925

**Lewisburg**

Batey, Jack S. 1923, 25

Haislip, Marcus 2000, 01, 02

**Lexington**

Thomas, J. Pope (Mgr.) 1951

**Madison**

Carnes, Myron 1984, 85

**Maryville**

Coulter, Kenny 1957, 58, 59

Fisher, John W. 1936, 37

Teffeteller, Kenne 1978, 79

**Memphis**

Anderson, Harry 1934, 35 (Capt.), 36 (Capt.)

Bradshaw, Dane 2004, 05, 06, 07 (Capt.)

Brooks, Michael 1981, 82, 83, 85

Campbell, Don 1970

Cole, Johnny Paul (Mgr.) 2012

Golden, LaMarcus 1993, 94

Harris, Antonio 1996, 97

Harris, Tony 1998, 99, 00, 01

Janes, Palmer 1919, 20, 21, 22 (Capt.)

Langschmidt, Carl 1953

Love, Anthony 1981

Mansfield, Larry 1968

McCabe, Willis 1920

McCallum, Robert (Mgr.) 1932

McFadgon, Scooter 2004, 05 (Capt.)

McKeen, Allyn E. 1926, 27, 28

Neely, Frank S. 1911

Pardue, James W. (Mgr.) 1940

Prince, J.P. 2008, 09, 10 (Capt.)  
 Scott, Robert R. 1928  
 Sexton, Scott (Mgr.) 1989, 90  
 Sharp, Harry B. 1928, 29 (Capt.), 30  
 Smithwick, Fred 2003, 04, 05  
 Stokes, Jarnell 2012, 13  
 Swearengen, Clarence 1988, 89  
 Weatherford, Heiskell (Mgr.) 1934  
 Woods, Terrence 2000, 01

### Millington

Corbitt, Maurice 1929, 30, 31 (Capt.)

### Morristown

Marshall, Floyd "Biggy" 1935, 36, 37 (Capt.)

### Nashville

Allen, Corey 1992, 93  
 Bone, Josh 2010, 11  
 Bowers, Richard 1950, 51, 52  
 Burris, Art 1947, 48, 49, 50 (Capt.)  
 Hackman, J.S. 1929  
 Harper, Tyrone 1984, 86  
 Hathaway, Charles 1997, 98, 99, 00, 01  
 Herndon, Boomer 2003, 04  
 Jackson, Mike 1975, 76, 77 (Capt.)  
 Johnson, Rip 1981  
 Lucas, Charles R. "Mike" 1929, 30, (Capt.) 31  
 McWhirter, E. Powell 1931, 32, 33 (Capt.)  
 Risser, Bob 1957, 58, 59  
 Slay, Ron 2000, 01, 02, 03 (Capt.)  
 Wharton, Brandon 1996, 97, 98, 99  
 Whitesell, Bill (Mgr.) 1991, 92, 93, 94

### Oak Ridge

Moss, Howie 1960, 62 (Capt.)

### Paris

Littleton, Ed 1981, 83

### Powell Station

Dougherty, Nathan W. 1909 (Capt.)

### Pulaksi

Smith, Tyler 2008, 2009 (Capt.), 10

### Ridgetop

Phillips, William 1933, 34

### Rogersville

Richardson, Lloyd 1971, 72 (Capt.), 73

### Rutledge

Davis, A.W. 1963, 64, 65 (Capt.)

McBee, Skylar 2010, 11, 12, 13

### Savannah

Barnhill, John H. 1926, 27, 28

### Smithville

Braswell, Bo (Mgr.) 1987

### Smyrna

DeBro, Eddie 2006

### Springfield

Darden, Johnny 1976, 77, 78 (Capt.), 79 (Capt.)

### Sweetwater

Green, Aaron 1996, 97, 98, 99

### Tullahoma

Robertson, Victor M. (Mgr.) 1923, 24

### Union City

Bonds, Rodney 1994  
 Caldwell, Stanley 1993, 94  
 Elam, Thomas F. (Mgr.) 1930, 31  
 Griffin, Mark 1986, 87, 88, 89  
 Harris, David W. (Mgr.) 1933

### Woodford

Pace, Lewis C. 1915 (Mgr.), 16

## TEXAS

### El Paso

Seale, Bill 1974  
 Tomlinson, Wayne 1972, 73, 74

### Houston

Asumnu, Stanley 2003, 04, 05, 06  
 Crump, Brandon 2002, 03, 04 (Capt.), 05  
 (Capt.)  
 Ikeakor, Andy 2001, 02

### Silsbee

Holden, Thaydeus 2002, 03

## VIRGINIA

### Bristol

Carter, Bobby 1959, 60, 61  
 Feathers, Beattie 1932  
 Robinette, Pat 1963, 64, 65

### Franklin

Reese, Ronnie 1988, 89, 90, 91

### Fredericksburg

Jackson, Justin 2009

### Hampton

Crews, Duke 2007, 08

### Haysi

Anderson, Glenn 1960

### Roanoke

Kinzel, Hank 1948, 49, 50, 51

### Springfield

Condon, Kyle (Mgr.) 2013

## WASHINGTON, D.C.

Ratliff, James 1978

## WEST VIRGINIA

### Beckley

Cook, Ted 1942, 43 47 (Capt.)

### Benwood

Gasparovic, Joe 1945, 46

### Charleston

Woodall, Jim 1969, 70, 71

### Huntington

Hawkins, Greg 1971  
 Hawkins, Marshall 1943, 46, 47, 48 (Capt.)  
 Wild, Tanner 2009

### London

Bell, Greg 1988, 89, 90, 91

### Mullens

Elliott, Sid 1962, 63, 64 (Capt.)

### Oak Hill

Jackson, Cornelius 1997

### Princeton

Little, Elvin 1951, 52, 53

### Wheeling

Mehen, Bernard 1940, 41, 42 (Capt.)

Mehen, Richard 1942, 43, 47 (Capt.)

## WISCONSIN

### Madison

Maymon, Jeronne 2011

## U.S. VIRGIN ISLANDS

### St. Thomas

Brown, Elvin 1986, 87, 88

## BAHAMAS

### Nassau

Lockhart, Ian 1987, 88, 89, 90  
 Miller, Dwight 2012

## CANADA

### Hamilton, Ontario

Croft, Bobby 1968, 69, 70 (Capt.)

## NIGERIA

### Lagos

Makanjuola, Yemi 2012, 13

### Kaduna

Negedu, Emmanuel 2009




# MULTI-SPORT BASKETBALL PLAYERS

PLAYER	POS	YEARS	OTHER SPORTS AT TENNESSEE (POS, YEARS)
Anderson, Harry	C	1934-36	Track (1934-36)
Atkins, Doug	C	1951	Football (T, 1950-52); Track (1950-52)
Asumnu, Stanley	F	2003-06	Football (WR, 2006)
Balitsaris, Mike	G	1940-42	Football (End, 1939-41)
Barnhill, John H.		1927-28	Football (1925-27)
Bartlett, Tommy	G	1951-52	Tennis (1950-52)
Burdette, George		1925	Football (G, 1923-25); Track
Campbell, Don	G	1968-70	Baseball (INF, 1968-70)
Campbell, Roe	C	1921-23	Football (QB, 1920-22, 24)
Chancey, Steve	F	1972	Football (FB, 1971-73)
Corbitt, Maurice		1929-31	Track (Jumps)
Coulter, Kenny	G	1957-59	Baseball (INF/RHP, 1959); Track (1957-59)
Crumbless, Polk		1933-34	Tennis (1933)
Cruze, Kyle "Buddy"	F	1954	Football (E, 1955-56)
Dodd, Bobby L.		1929-31	Football (QB, 1928-30)
Dougherty, Nathan W.	C	1909	Football (RT, 1906-09)
Elliott, Sid	C	1962-64	Track (1962-64)
Faust, Hugh D.		1929-31	Football (QB, 1930)
Fayton, C.J.*	G	2002	Football (WR, 2002-05)
Feathers, Beattie		1932	Football (B, 1931-33)
Fender, M.W.		1912-13	Football (1912)
Fisher, Dick	C	1959-61	Baseball (1B/RHP, 1959)
Fox, Bob		1940	Football (HB, 1938-40); Baseball (1939 or 1940)
Goins, Melvin	G	2011-12	Football (DB, 2011 spring practice only)
Greenblatt, LeClaire		1930-32	Track
Harkness, William S.	F	1923-26	Football (QB, 1923-26)
Hatcher, Adolphus H. "Buck"	G	1920, 21	Football (HB, 1923)
Hawkins, Marshall	F/C	1943, 46-48	Tennis (1948)
Hug, Paul		1929	Football (End, 1928-30)
Janes, Palmer		1919-22	Football (End, 1919-21)
Kinard, Rudy	G	1969-70	Baseball (SS, 1969-70)
Kipp, Solon S.	G	1909-10	Baseball
Krisle, George	G	1936-38	Tennis (1936-38)
Luttrell, William		1939-41	Football (T, 1938-40)
Marshall, Floyd "Biggy"	F	1935-37	Track (1935-37)
Maxedon, Grover A. 1911	C	1911	Baseball (OF, 1911)
McCabe, Willis		1920	Football (QB, 1919)
McKeen, Allyn E.	G	1926-28	Football (End, 1925-27)
McSpadden, Malcolm	G	1912-15	Football (B, 1914)
Mehen, Bernie	F	1940-42	Track (1940-42)
Mitchell, David*	G	1974	Baseball (OF, 1976-77)
Moore, Owen		1927	Football (HB, 1926)
Moss, Howie	F	1960, 62	Track (Jumps, 1961)
Neff, Herb	C	1951-52	Track (Jumps, 1949-52)
Neyland, Lewis	F	1954-56	Tennis (1953-54)
Perkins, Marion		1935-36	Football (FB, 1936-37)
Petty, Malcolm "Mac"	F	1666-68	Baseball (RHP, 1966-67)
Plotnicki, Ben "Skip"	F	1963-65	Track (1963, 65)
Powell, Dale	F	1948-49	Baseball (1B, 1951)
Preston, Don	F	1958-59	Swimming (Freestyle)
Ransley, Allen C.		1936	Football (C, 1936-37)
Reever, Don	F	1957-59	Track (1957-59)
Ring, J.J.	C	1909-10	Football (RT, 1906, 09)
Robinson, Harvey L.		1931	Football (QB, 1931-32)
Scott, Charles	F	1957-59	Track (1958-59)
Smithson, Mike*	F	1975-76	Baseball (RHP, 1975-76)
Test, Eddie	G	1960-61	Baseball (3B, 1960)
Testerman, Kyle*	F	1954-55	Tennis (1954-56)
Titsworth, John R.		1911-13	Baseball (P, 1910-13)
Warren, Buist		1938, 40	Football (QB, 1938-40)
White, Benton		1909	Football (LE, 1907-08)
Widby, Ron	F	1965-67	Baseball (1B, 1965); Football (P, 1964-66); Golf (1966)
Witt, Roy		1928	Baseball (P, 1926-28); Football (HB, 1926-28)
Wolfe, Lloyd S.	G	1915-17	Football (RE, 1914-16)
Woods, Rodney	G	1973-75	Baseball (OF, 1973-74)
Young, Bill	C	1967	Football (DB, 1966, 1968-69)

\* = Did not letter in basketball (squad member)



As a quarterback on the Vols' football team, **Bobby Dodd** led UT to a 27-1-2 record as a starter. He is member of the College Football Hall of Fame as both a player and coach.



A four-sport letterman at UT, **Ron Widby** was selected in three pro drafts in two sports. He played in two Super Bowls with the Cowboys, winning Super Bowl VI.



# PRATT PAVILION



Pratt Pavilion is located adjacent to Thompson-Boling Arena and houses two full-size basketball courts, one for each of Tennessee's men's and women's teams, as well as an athletic training room, a weight room, a film-study room and recruiting lounges.

Directly connected to the arena, Pratt Pavilion features convenient, ground-level parking. The 70,000-square-foot structure boasts balconies at the south side of the building which overlook the practice courts. The west facade of the building is glassed from the first floor to the second floor, allowing visibility of gallery and display areas from the street. The building is a significant element to the picturesque south entrance to the University of Tennessee campus.

The facility is named after lead donor Larry Pratt, whose love for Tennessee athletics began at a young age, when his father, Floyd, brought him to various sporting events at Neyland Stadium, Alumni Gym and Stokely Athletics Center.

In the 1990s, Pratt honored his father by creating an endowed scholarship in his name as a member of the Nathan Dougherty Society. Larry Pratt also was recognized at the Tennessee-Georgia football game in 2003 for a \$1 million donation to the STEP-UP Campaign.

A native of Athens, Tenn., Pratt currently resides in McLean, Va. He graduated from the University of Tennessee in 1972 with a degree from the College of Business and serves as president and CEO of First Savings Mortgage Corporation, the largest private mortgage banker

in Washington, D.C.

Pratt's \$5 million commitment in April 2006, along with 341 other individual contributors through the Campaign for Tennessee Basketball, made Pratt Pavilion possible.

The UT Athletic Department first broke ground on the Pratt Pavilion in August 2006, and teams began practicing in the new structure on Oct. 12, 2007.

Tennessee's newest world-class basketball facility was officially unveiled and dedicated on Saturday, Jan. 19, 2008.

Select areas within Pratt Pavilion have been named in honor of other donors whose support for UT also helped make the project a reality:

- Brenda Lawson Court (women's)
- Kathleen M. Bolze Locker Room (women's)
- Frankie Ellis Wade Balcony
- Kevin & Michelle Clayton Locker Room (men's)
- John Ward Film Room
- Chris Lofton Room

*(gifts by Jerry and Nancy Fortner and Brian and Craig Nelson)*



# HISTORICAL HOME VENUES

The game of basketball was a dozen years old before UT students organized their first class teams in 1903; and Naismith's branchline was almost 20 years old when the first UT varsity five went into action.

The first UT players soon discovered that the YMCA gym was woefully lacking as a place for the fast-paced game of basketball. The court in the tiny arena was wall-to-wall. Spectators hung from an encircling balcony, built to accommodate a track. So, after two seasons of cramped activities, the Vols made their first of several moves to larger and better arenas.

In 1988, the Vols opened the 24,535-seat Thompson-Boling Assembly Center and Arena. Oddly enough, the new arena could hold all of the seats in the previous gyms; and, in inflated dollars, it cost five times as much as all the others combined.

Through nearly 100 years of Volunteer basketball, these previous local arenas provided a decisive home-court advantage. The home-game record from 1909 to 1987 stood at 677-172, a winning edge of .800.



JEFFERSON HALL

— by Neal O'Steen

## UT YMCA Gymnasium 1909-12 12-6 (.666)

The UT YMCA Gymnasium served as the Vols' home from 1909-12. The building, which was built at a cost of \$18,000, gave the school its first adequate central heating system and bathtub while also providing a gym, bowling alley, ball cage, reading room, assembly hall and a few dormitory rooms. The Vols won their first home game, a 55-16 decision over TSD on Jan. 29, 1909. Probably the most exciting game in the facility was its final game, when "Skeet" Klein hit a shot at the buzzer to give the Vols a 36-35 win over the Knoxville YMCA Tigers in front of a packed house of 200 fans.

## Knoxville YMCA Gymnasium 1913-22 53-9-1 (.856)

As the need for more seating grew, officials made arrangements to practice and play games at the downtown YMCA. Because the Vols shared the facility with their rivals, the Knoxville YMCA Tigers, Tennessee was only able to practice on the court three days a week. When not able to practice downtown, the Vols were forced back to the UT YMCA Gym. However, the downtown facility allowed more than double the seating capacity than the campus building. The Vols were 53-9-1 in 10 years downtown.

## Jefferson Hall 1923-32 72-27 (.727)

Built in early 1922 at a cost of \$19,095.01, Jefferson Hall was a multi-purpose facility that allowed the Vols to move back on campus in time for the 1922-23 season. Collapsible bleachers from Shields-Watkins Field were brought into the building after football season to allow seating for 1,500 fans. An improvement over past arenas, Jefferson Hall created problems with a stage and a court in the facility and heating being a difficult matter. Tennessee capped off a decade of play in the building, which looked like a wooden barn, with a 27-22 win over Vanderbilt on Feb. 19, 1932. After being converted to a National Guard Armory, the wooden building caught fire on Dec. 20, 1934, providing a spectacular fireworks display from the National Guard's ammunition supply.

## Alumni Memorial Auditorium-Gymnasium 1933-58 231-61 (.823)

Alumni Memorial Auditorium-Gymnasium was built in 1932 to recognize alumni who lost their lives in World War I and the Spanish-American War. Almost the size of a football field, it was one of the largest buildings on campus. Upon its completion, UT's games were moved to the arena, and the athletic department offices were moved from Carrick Hall. A multi-purpose facility that served the needs of the academic, athletic and entertainment departments of the University, the building held 3,200 fans for basketball games and 3,800 for stage performances. The grand opening of the arena saw the Vols defeat Lincoln Memorial University 41-18 on Dec. 17, 1932, just one week after the formation of the Southeastern Conference. In 1936, UT stars Harry Anderson and Biggy Marshall brought the school its first SEC championship when the Vols won the SEC Tournament in the building. Regarded as one of the best facilities in the entire South, Alumni Gym served as the host of the SEC Tournament four times (1936, 1937, 1939 and 1940). But as the popularity of basketball grew with Tennessee's 26-game home winning streak in the early 1940s, the Vols soon began to outgrow the building.

## Armory-Fieldhouse/Stokely Athletic Center 1959-87 321-69 (.823)

Initially built to accommodate up to 7,000 fans, Armory-Fieldhouse was designed so the arena could eventually be doubled in size. The \$1.5 million structure used steel trusses that were 208 feet long and weighed 66 tons to support the roof. The building was used for several other university functions in addition to basketball games, such as commencements, occasional concerts and a speaking engagement by vice president Hubert Humphrey. The Volunteers opened the facility with a 72-71 win over Wyoming on Dec. 2, 1958.

Armory-Fieldhouse was expanded thanks in large part to a \$500,000 gift from William B. Stokely, chairman of Stokely-Van Camp, Inc., of Indianapolis, that helped offset the \$3 million expansion costs. Work on the expansion began in early 1966, and the larger arena was ready in time for the 1966-67 season. In the first game of the expanded facility, the Vols upset three-time defending Big Ten Conference champion Michigan 72-54 on Dec. 1, 1966. That was a sign of things to come for Ray Mears' squad, as the Vols went on to win their first 23 games in the arena, including a 14-0 home record in 1966-67.

Stokely Athletics Center served as the home for the Vols for 29 years and presided over some of the most successful teams in school history. When Thompson-Boling Arena was completed before the 1987-88 season, the Vols had an impressive 321-69 record at Stokely.

After Thompson-Boling Arena became the new home of Tennessee basketball, several athletic offices were still housed in Stokely, along with ROTC offices and classrooms.

Stokely was vacated during the winter of 2012-13, and the facility is scheduled to be razed in order to repurpose the land it occupies.



STOKELY ATHLETIC CENTER

## 1967 NCAA Midwest Region — Regional Semifinal

<b>Tennessee</b> (21-6)	<b>52</b>
<b>Dayton</b> (23-5)	<b>53</b>

March 17, 1967 • McGaw Hall • Evanston, Ill.

A cold-shooting first half was too much for Tennessee to overcome as the Volunteers fell 53-52 to Dayton in their first NCAA Tournament appearance.

Tennessee trailed 36-25 at the break as Dayton hit 58 percent from the field compared to the Vols' 23 percent. Tennessee hit only seven buckets in 31 attempts. Tennessee fought back, though, and whittled the lead down to 50-48 with 8:01 left on the clock when both teams started holding the ball.

The Vols had possession of the ball and were looking for the perfect shot to tie the game, but Tom Boerwinkle was called for walking, and Dayton took over possession.

Tennessee regained possession when Billy Hann came up with a steal with 3:10 remaining. Bill Justus then knotted the score at 50 when he hit a jumper with just over two minutes left in the game.

Dayton then held the ball looking for a game winning shot. The Vols forced the issue with 24 seconds remaining and fouled Bobby Joe Hooper. Hooper was good on one of his free throw attempts giving the Vols a chance for the final shot and the win.

The man picked to take the shot was Ron Widby, who had hit the game-winning shot against Mississippi State in the Vols' regular season finale to clinch the SEC championship.

But Widby's jumper from 20-feet was off the mark, and Dayton eventually regained possession. Two free throws later, the Flyers led 53-50. Widby hit an uncontested lay-up at the buzzer to finish the scoring.

"Somebody has to take the last shot," Widby said. "I never mind the pressure. I thought the ball was going in."

The Vols held All-America Don May, who came into the game averaging 22 points, to nine points on 2-of-10 shooting, but the guard duo of Hooper and Gene Klaus led the Flyers with 14 and 12, respectively. They shot a combined 11-of-14 from the field.

"We did a fine defensive job on May, but got beat by the outside shooting of their guards," UT head coach Ray Mears said. "They surprised us. We just didn't think they could shoot so well from long range."

Widby finished with a game-high 20 points to pace four Vols in double figures.

**NOTES:** Dayton advanced to the national championship game before falling 79-64 to UCLA ... The Vols won the SEC championship with a 15-3 record.

## VISITORS: Tennessee 21-6

	FG	FT	REBS	PF	TP
15 Ron Widby f	7-20	6-7	4	2	20
20 Tom Hendrix f	5-11	0-0	1	2	10
34 Tom Boerwinkle c	4-7	2-3	9	5	10
42 Bill Justus g	4-9	2-3	5	2	10
14 Bill Hann g	0-4	1-1	2	0	1
24 Wes Coffman	0-0	0-0	0	0	0
50 David Bell	0-1	1-2	2	0	1
Team			4		
Totals	20-52	12-16	27	11	52

TOTAL FG% Game: 38.5%  
F Throw% Game: 75.0%

## HOME TEAM: Dayton 23-5

	FG	FT	REBS	PF	TP
33 Dan Sadlier f	4-4	2-2	1	4	10
21 Donald May f	2-10	5-5	14	2	9
31 Dan Obrovac c	1-2	1-2	4	2	3
14 Gene Klaus g	5-7	2-2	0	0	12
42 Bobby Joe Hooper g	6-7	2-2	2	0	14
22 Rudy Waterman	2-3	0-0	0	0	4
43 Glinder Torain	0-2	1-1	3	2	1
Team			1		
Totals	24-35	13-14	25	10	53

TOTAL FG% Game: 57.1%  
F Throw% Game: 92.9%

Officials: Phil Fox, Mike Ditimasio  
Technical fouls: None  
Attendance: N/A

Score by Periods	1st	2nd	Total
Tennessee	25	27	52
Dayton	36	17	53

## 1967 NCAA Midwest Region — Regional Consolation

<b>Indiana</b> (18-8)	<b>51</b>
<b>Tennessee</b> (21-7)	<b>44</b>

March 18, 1967 • McGaw Hall • Evanston, Ill.

Tennessee struggled from the field in a 51-44 defeat at the hands of Indiana in an NCAA Tournament regional consolation game.

The Vols stayed close throughout the game and had as much as a three-point lead in the second half, but eventually faltered down the stretch. Tennessee connected on 14-of-46 shots from the field for 30.7 percent. Indiana did not fair much better at 37.2 percent, but dominated the boards 43 to 27.

A short jumper from Ron Widby gave the Vols an 18-16 lead with just over five minutes left in the first half. Indiana then went into a stall in attempt to take the last shot of the half. They eventually got a bucket from Bill Joyner to tie the score. Tennessee failed to score on its next possession, and Vernon Payne gave the Hoosiers a 20-18 lead. Bill Justus hit a jumper at the halftime buzzer to pull the Vols even.

Justus hit two free throws in the opening minutes of the second half to give the Vols a 27-24 advantage, but Indiana outscored the Vols 21-11 to open up a 45-38 lead.

Justus and Widby hit back-to-back buckets for the Vols to cut the lead to three, but Russell and Jack Johnson hit two free throws each to put the game out of reach.

The game was physical from the start which did not suit the playing style of Tennessee.

"We played as hard as we could under the conditions," Tennessee coach Ray Mears said. "They are taking the finesse out of the game when they depend on brute strength. We were not real sharp, but there were a lot of bumps and bruises out there."

**NOTES:** Indiana coach Lou Watson signed a scholarship with Tennessee coach John Mauer in 1946, but eventually played at Indiana ... Widby was named to the All-Tournament Team ... Widby scored 619 points during the 1966-67 season which was the most ever by a Vol ... Widby surpassed the mark of 522 points set by Carl Widseth during the 1955-56 season ... Widby averaged 22.1 points per game, which was tops in the SEC ... Indiana was the Big Ten champion.

## VISITORS: Indiana 18-8

	FG	FT	REBS	PF	TP	TO
34 Harry Joyner f	5-10	0-2	8	3	10	
33 Ken Johnson f	2-7	5-5	7	4	9	
31 William DeHeer c	4-8	5-8	16	3	13	
23 Vernon Payne g	2-6	4-5	2	3	8	
22 William Russell g	3-11	4-4	5	2	10	
44 Earl Schneider	0-0	0-0	0	1	0	
24 Vernon Praff	0-1	1-1	1	1	1	
Team			4			
Totals	16-43	19-25	43	17	51	15

TOTAL FG% Game: 37.2%  
F Throw% Game: 76.0%

## HOME TEAM: Tennessee 21-7

	FG	FT	REBS	PF	TP	TO
53 Ron Widby f	8-19	7-9	9	4	23	
21 Tom Hendrix f	2-7	0-2	1	5	4	
35 Tom Boerwinkle c	1-5	0-1	7	4	2	
43 Bill Justus g	3-12	7-7	4	2	13	
15 Bill Hann g	0-1	2-2	1	0	2	
25 Wes Coffman	0-1	0-0	0	1	0	
55 David Bell	0-1	0-0	0	1	0	
Team			5			
Totals	14-46	16-21	27	17	44	10

TOTAL FG% Game: 30.4%  
F Throw% Game: 76.2%

Officials: Bill Fidgen, Phil Fox  
Technical fouls: None  
Attendance: 7,419

Score by Periods	1st	2nd	Total
Indiana	21	30	51
Tennessee	21	23	44

1976 NCAA East Region — First Round

**Tennessee** (21-6) **75**  
**VMI** (21-9) **81**  
*March 13, 1976 • Charlotte Coliseum • Charlotte, N.C.*

VMI placed five players in double figures and shot a sizzling 66 percent from the field to upset the Volunteers 81-75 in the opening round of the NCAA Tournament.

The "Bernie" was missing from "The Ernie and Bernie Show" in this game, as Bernard King was out of action with an injured left thumb. Ernie Grunfeld held up his end of the show as he poured in 36 points and grabbed eight rebounds.

"I'm not embarrassed that we lost to VMI," Grunfeld said. "I'm never embarrassed if we try, and we tried hard. We just didn't get enough done. We can't let them shoot like that and expect to win."

Grunfeld scored 12 straight points for Tennessee to close the first half, and the Vols had as much as a six-point lead during that stretch.

The scored stood tied at 60 with 5:42 left in the game when the Keydets reeled off eight unanswered points. Tennessee had three shots blocked during that stretch, and Dave Montgomery scored six of the eight points for VMI. Two free throws from Austin Clarke pulled the Vols to within 70-67 with 2:08 remaining, but the Vols could get no closer.

Tennessee coach Ray Mears made a move at halftime in hopes to give the Vols an emotional lift as King dressed out.

"We let him dress out to see if it would give us a mental lift," Mears said. "I wasn't about to play him. We were not going to risk his future. Most of you don't realize how much he means to us. We were just hoping to get through this first game."

Will Bynum led the Keydets with 20 points, followed by 19 from Ron Carter. John Krovic added 17, Curt Reppart tossed in 11, and Montgomery finished with 10.

Mike Jackson was the only other Vol in double figures with 14 points.

**NOTES:** VMI lost 91-75 to Rutgers in the Regional Semifinals.

**VISITORS: Tennessee 21-6**

	FG	FT	REBS	PF	TP	A	TO	Bl	St	Min
22 Ernie Grunfeld f	13-23	10-13	8	3	36	0	5	0	3	40
25 Mike Jackson f	5-13	4-5	1	5	14	0	4	0	1	39
43 Doug Ashworth c	3-6	0-0	3	2	6	2	1	0	3	31
34 Austin Clark g	3-9	3-3	8	5	9	3	0	0	1	39
10 Johnny Darden g	4-8	0-0	1	2	8	6	1	0	3	40
30 Terry Crosby	0-2	0-2	1	3	0	0	1	0	1	10
41 Mike Smithson	1-1	0-0	1	0	2	0	0	0	0	1
TEAM			2							
Totals	29-62	17-23	25	20	75	11	13	0	12	200

TOTAL FG% 1st Half: 13-27 48.1% 2nd Half: 16-35 45.7% Game: 46.8%  
 F Throw% 1st Half: 12-17 70.6% 2nd Half: 5-6 83.3% Game: 73.9%

**HOME TEAM: VMI 21-9**

	FG	FT	REBS	PF	TP	A	TO	Bl	St	Min
13 Ron Carter f	8-11	3-6	14	4	19	5	6	2	1	39
20 Chris Reppart f	5-7	1-3	1	2	11	5	5	0	1	39
22 John Krovic c	6-9	5-5	2	0	17	5	1	0	0	37
30 Will Bynum g	8-14	4-4	4	4	20	0	2	0	1	33
45 David Montgomery g	4-5	2-4	6	4	10	0	1	1	2	37
42 George Borojevich	2-4	0-0	5	3	4	0	3	0	0	19
40 Kelly Lombard	0-0	0-0	0	1	0	0	2	0	0	1
52 Pat Kelley	0-0	0-0	0	1	0	0	2	0	0	1
TEAM			0							
Totals	33-50	15-22	32	19	81	15	22	3	5	200

TOTAL FG% 1st Half: 18-27 66.7% 2nd Half: 15-23 65.2% Game: 66.0%  
 F Throw% 1st Half: 1-3 33.3% 2nd Half: 14-19 73.7% Game: 68.2%

Officials: Robert Korte, Jim Bain  
 Technical fouls: Tennessee: Bench, Darden; VMI: Bench  
 Attendance: 11,666

Score by Periods	1st	2nd	Total
Tennessee	38	37	75
VMI	37	44	81

1977 NCAA Mideast Region — First Round

**Tennessee** (22-6) **88**  
**Syracuse** (26-3) **OT 93**  
*March 13, 1977 • Assembly Center • Baton Rouge, La.*

Syracuse posted a 93-88 overtime victory to put an end to the famed "Ernie and Bernie Show" at Tennessee.

Things looked good early for Tennessee as the Vols raced out to a 20-10 lead against a pressing Syracuse defense. But the Orangemen regained their composure and eventually tied the score at 32 with just under five minutes left in the first half.

Tennessee held strong, though, and an Ernie Grunfeld jumper put the Vols up eight at 47-39 with 17:51 left in the second half. Syracuse then staged a 14-2 run over the next five minutes to take a 53-49 advantage.

Syracuse held a 78-74 lead with 1:31 left in the second half, but Reggie Johnson hit a short jumper and converted two free throws to tie the game. Larry Kelley's shot at the end of regulation could have won the game for the Orangemen, but it was off the mark.

A Ross Kindel steal and layup gave Syracuse an 86-80 lead with 2:03 left in overtime. Syracuse then hit 7-of-9 free throws in the final minute of overtime to seal the victory.

"We didn't score when we needed to score," Tennessee coach Ray Mears said. "The break worked well early then went dry. Our game is based on King, Grunfeld and Jackson playing 40 minutes each. Maybe that is a fallacy. If you live by that idea, you die by it."

It certainly hurt the Vols as Grunfeld, Bernard King and Mike Jackson all watched the end of the game from the bench. Not helping matters were the 26 turnovers the Vols committed.

Grunfeld led the Vols with 26 points and 12 rebounds, King tossed in 23 and also grabbed 12 rebounds. Reggie Johnson added 17 points and 10 boards.

"I hope what happened against Syracuse won't wash out the things we've done all year," King said. "It was a great year for me and the team."

**NOTES:** The 22 wins by the Vols set a school record at that time ... Tennessee won a share of the SEC championship along with Kentucky ... Syracuse was led by first-year head coach Jim Boehem ... Syracuse lost 81-59 to UNC Charlotte in the Regional Semifinals to finish its season 26-4.

**VISITORS: Tennessee 22-6**

	FG	FT	REBS	PF	TP	A	TO	Bl	St	Min
22 Ernie Grunfeld f	10-16	6-11	12	5	26	4	6	0	1	44
53 Bernard King f	8-19	7-8	12	5	23	2	9	0	0	38
32 Reggie Johnson c	6-12	5-5	10	4	17	0	1	2	0	36
24 Johnny Darden g	3-8	0-0	1	1	6	12	6	0	1	41
25 Mike Jackson g	6-13	0-0	3	5	12	5	1	0	0	30
30 Terry Crosby	0-4	0-0	3	2	0	4	3	0	0	15
33 Chuck Threats	0-0	0-0	2	1	0	0	0	0	0	16
10 Bert Bertelkamp	2-3	0-0	0	3	4	0	0	0	0	5
TEAM			1							
Totals	35-75	18-24	44	27	88	27	26	3	2	225

TOTAL FG% 1st Half: 16-33 48.4% 2nd Half: 19-42 45.0% Game: 46.6%  
 F Throw% 1st Half: 6-7 85.7% 2nd Half: 12-17 71.0% Game: 75.0%

**HOME TEAM: Syracuse 26-3**

	FG	FT	REBS	PF	TP	A	TO	Bl	St	Min
33 Dale Shackelford f	3-4	1-5	9	4	7	4	4	0	2	29
44 Marty Byrnes f	4-9	7-7	11	2	15	1	3	2	0	41
50 Roosevelt Bouie c	3-8	2-2	4	5	8	0	3	2	0	25
11 Larry Kelley g	9-15	4-4	2	1	22	3	4	0	0	37
22 James Williams g	7-13	2-2	1	2	16	7	5	0	0	27
20 Ross Kindel	5-9	2-3	2	2	12	3	3	0	2	26
55 Louis Orr	2-6	2-4	9	5	6	3	3	1	0	28
35 Bill Drew	2-4	3-4	2	1	7	2	0	0	0	10
53 Robert Parker	0-0	0-0	0	1	0	0	0	0	0	2
TEAM			1							
Totals	35-69	23-32	42	23	93	23	25	5	4	225

TOTAL FG% 1st Half: 14-37 37.8% 2nd Half: 21-32 66.0% Game: 50.7%  
 F Throw% 1st Half: 7-10 70.0% 2nd Half: 16-23 73.0% Game: 71.9%

Officials: Burch, Richard  
 Technical fouls: None  
 Attendance: 5,965

Score by Periods	1st	2nd	OT	Total
Tennessee	38	40	10	88
Syracuse	35	43	15	93



**1979 NCAA Midwest Region — First Round**

#9	<b>Eastern Kentucky</b> (21-8)	<b>81</b>
#8	<b>Tennessee</b> (21-11)	<b>97</b>

*March 9, 1979 • Murphy Athletic Center • Murfreesboro, Tenn.*

Tennessee turned an early 10-point deficit into a 44-38 halftime lead and eventually logged a 97-81 victory over the Colonels. This was Tennessee's first-ever win in the NCAA Tournament.

The Vols fell behind 15-5 in the first five minutes of the game before finally getting things on track. Gary Carter made three consecutive field goals to spark a Tennessee rally and pull the Vols within 16-13. Johnny Darden then hit a long jumper, and the Vols had the Colonel lead to one.

Eastern Kentucky regained its composure and had the lead back out to 30-26 with 4:44 left in the first half.

Terry Crosby then reeled off three consecutive buckets for the Vols, and Tennessee held a 32-30 advantage with just under four minutes left in the half.

"This game was won in the final eight minutes of the first half," Tennessee coach Don DeVoe said. "By getting the ball to Terry Crosby, we were able to turn it around. We played poorly in the first 10 minutes but our kids snapped out of it."

The game was still close five minutes into the second half, but Tennessee went on an 18-6 run to turn a 54-50 lead into a 72-56 advantage with 8:21 left in the game.

"We were too psyched up at the beginning," Reggie Johnson said. "That was a terrible start. We had to come down from our high before we could play."

Johnson led the Vols with 20 points and nine rebounds. Carter added 18 points with a game-high 11 rebounds. Crosby finished the game with 19 points.

James Tillman led Eastern Kentucky with 21 points. He was one of five Colonels in double figures as Dave Tierney netted 13, Bruce Jones had 12, and Vic Merchant and Kenney added 11 each.

**NOTES:** Eastern Kentucky was the Ohio Valley Conference champion.

**VISITORS: Eastern Kentucky 21-8**

	FG	FT	REBS	PF	TP	A	TO	Bl	St	Min	
05 James Tillman	f	7-17	7-8	8	3	21	0	4	0	0	40
22 Vic Merchant	f	4-10	3-5	6	4	11	1	2	0	1	33
23 Dave Bootcheck	c	1-2	0-0	3	5	2	0	0	1	0	10
10 Kenny Elliott	g	5-12	1-2	2	0	11	3	2	1	0	34
11 Bruce Jones	g	6-19	0-1	2	2	12	9	8	0	2	33
12 Dave Tierney	g	6-9	1-2	4	3	13	1	0	0	1	16
20 Donnie Moore	g	1-2	1-1	2	0	3	0	0	0	0	3
33 Chris Williams	g	2-4	0-0	1	1	4	1	0	0	0	7
44 Dale Jenkins	g	2-5	0-0	9	5	4	1	1	0	1	24
TEAM				2							
Totals		34-80	13-19	39	23	81	16	17	2	5	200

TOTAL FG%	1st Half: 16-36 44.4%	2nd Half: 18-44 41.0%	Game: 42.5%
F Throw%	1st Half: 6-12 50.0%	2nd Half: 7-7 100.0%	Game: 68.4%

**HOME TEAM: Tennessee 21-11**

	FG	FT	REBS	PF	TP	A	TO	Bl	St	Min	
25 Terry Crosby	f	7-12	4-4	6	3	19	4	3	0	4	36
32 Reggie Johnson	f	6-14	8-12	9	4	20	2	3	0	0	27
44 Howard Wood	c	3-5	1-2	5	2	7	0	1	1	0	12
10 Bert Bertelkamp	g	1-1	0-0	1	3	2	3	2	0	1	14
30 Gary Carter	g	7-13	4-4	11	1	18	4	2	0	1	37
14 Terry Glenn	g	1-2	0-0	1	1	2	0	0	0	0	3
20 Mike Stapleton	g	0-0	0-0	2	1	0	0	2	0	0	3
21 James Meriweather	g	1-2	0-0	1	0	2	0	0	0	0	3
23 Kenne Tefeteller	g	0-0	2-2	0	0	2	0	1	0	0	4
24 Johnny Darden	g	3-5	2-2	3	1	8	6	2	0	2	23
31 Chuck Threeths	g	5-9	1-2	8	2	11	0	3	0	0	24
43 Kevin Nash	g	2-4	1-2	3	0	5	0	2	0	0	10
53 Steve Ray	g	0-1	1-2	0	0	1	0	0	0	0	4
TEAM				3							
Totals		36-68	25-33	53	18	97	19	21	1	8	200

TOTAL FG%	1st Half: 16-33 48.4%	2nd Half: 20-35 57.1%	Game: 52.9%
F Throw%	1st Half: 12-15 80.0%	2nd Half: 13-18 72.2%	Game: 75.7%

Officials: Paul Houseman, Rich Ballesteros, Dan Nicksich  
 Technical fouls: None  
 Attendance: 10,982

Score by Periods	1st	2nd	Total
Eastern Kentucky	38	44	81
Tennessee	44	53	97

**1979 NCAA Midwest Region — Second Round**

#1	<b>Notre Dame</b> (23-5)	<b>73</b>
#8	<b>Tennessee</b> (21-12)	<b>67</b>

*March 11, 1979 • Murphy Athletic Center • Murfreesboro, Tenn.*

Notre Dame outscored the Vols 14-4 to open the second half to turn a 32-32 halftime tie into a 46-36 lead. Tennessee got no closer than five points the rest of the game and fell 73-67 to the Irish.

"It was one of our poorest games in terms of poise and concentration," Tennessee coach Don DeVoe said. "We hustled and worked the boards hard in the first half, but Notre Dame made us play as if we were scared in the first two minutes of the second half."

Notre Dame opened the second half with a full-court press, forcing four Tennessee turnovers in the first 2:05 of the half.

"We noted that Tennessee made 21 turnovers against Eastern Kentucky, so our staff decided to go right after them with the press," Notre Dame coach Digger Phelps said. "We played it loosely at the start then went to a closer press with a quick-trap. That forced some turnovers and gave us some breathing room."

Both Terry Crosby and Reggie Johnson had poor games shooting the ball for the Vols. They combined to hit 7-of-21 field goal attempts. Johnson also missed five of his 10 free-throw attempts.

"Neither Terry Crosby and Reggie Johnson had a good offensive game," DeVoe said. "When that happens, we have problems."

Johnson finished with 13 points, eight below his season average. Gary Carter led the Vols with 16 points. Chuck Threeths added 10 points and eight rebounds.

"I was taking normal shots, but there was a lid on the basket," Crosby said. "Almost any night we play, Reggie and I have to have good games offensively for us to win. Neither of us scored as we must to win."

**NOTES:** Tennessee had won nine consecutive games before losing to the Irish, including two games in the SEC Tournament on its way to the tournament title ... Notre Dame lost 80-68 to Michigan State in the Regional Finals ... 1979 was the first year tournament seeding was used.

**VISITORS: Notre Dame 23-5**

	FG	FT	REBS	PF	TP	A	TO	Bl	St	Min	
44 Kelly Tripucka	f	6-7	9-10	3	2	21	0	0	0	1	29
32 Orlando Woolridge	f	4-7	0-1	6	4	8	0	1	0	3	28
34 Bruce Flowers	c	3-4	0-0	4	5	6	0	2	1	1	17
12 Rich Branning	g	3-9	0-0	1	3	6	1	2	0	0	20
42 Bill Hanzlik	g	6-10	4-4	1	4	16	0	1	1	2	28
15 Mike Mitchell	g	0-1	0-0	0	1	0	0	0	1	0	4
24 Stan Wilcox	g	0-0	0-0	0	2	0	1	1	0	0	6
30 Tracy Jackson	g	1-8	2-6	2	0	4	0	1	0	0	23
52 Bill Laimbeer	g	2-3	8-11	12	3	12	0	2	1	0	29
TEAM				4							
Totals		25-49	23-32	33	24	73	2	11	3	7	200

TOTAL FG%	1st Half: 14-27 51.9%	2nd Half: 11-22 50.0%	Game: 51.0%
F Throw%	1st Half: 4-5 80.0%	2nd Half: 19-27 70.4%	Game: 71.9%

**HOME TEAM: Tennessee 21-12**

	FG	FT	REBS	PF	TP	A	TO	Bl	St	Min	
25 Terry Crosby	f	3-10	2-2	5	2	8	2	0	0	1	39
32 Reggie Johnson	f	4-11	5-10	5	5	13	0	2	0	0	26
44 Howard Wood	c	4-7	0-0	7	3	8	0	3	0	0	15
10 Bert Bertelkamp	g	0-1	0-0	0	2	0	0	0	0	0	7
30 Gary Carter	g	7-16	2-3	7	5	16	4	4	2	3	38
23 Kenne Tefeteller	g	0-0	0-0	0	0	0	0	0	0	0	1
24 Johnny Darden	g	4-6	2-4	2	4	10	2	3	0	1	34
31 Chuck Threeths	g	4-8	2-4	8	2	10	2	0	0	0	29
43 Kevin Nash	g	0-1	2-2	0	5	2	0	2	0	1	7
53 Steve Ray	g	0-0	0-0	1	1	0	0	0	0	0	3
TEAM				9							
Totals		26-60	15-25	44	29	67	4	16	0	5	200

TOTAL FG%	1st Half: 14-23 60.9%	2nd Half: 12-34 64.7%	Game: 63.2%
F Throw%	1st Half: 4-7 57.1%	2nd Half: 10-18 55.6%	Game: 56.0%

Officials: N/A  
 Technical fouls: N/A  
 Attendance: 10,982

Score by Periods	1st	2nd	Total
Notre Dame	32	41	73
Tennessee	32	35	67

# 2013-14 ONLINE RECORD BOOK SUPPLEMENT

## 1980 NCAA East Region — First Round

#10	<b>Furman</b> (23-7)	<b>69</b>
#7	<b>Tennessee</b> (18-10)	<b>80</b>

March 6, 1980 • Greensboro Coliseum • Greensboro, N.C.

A change in the starting lineup proved fruitful for the Vols as they posted an 80-69 victory over the Palladins.

The Vols inserted Steve Ray and Chuck Threeths in the starting lineup for Dale Ellis and Kevin Nash, respectively. The change was made so the Vols could use their quickness against Furman's man-to-man defense. The strategy worked.

Tennessee was able to get the fastbreak going early with the lineup change and jumped out to a quick 8-2 lead. Furman rallied, though, with a 13-4 scoring spree to hold a 15-12 advantage with 13:08 remaining in the first half.

But two baskets by Howard Wood, a layup from Nash and two free throws from Reggie Johnson gave the Vols a 20-15 lead with just under 10 minutes left in the half. It was all Tennessee from there on out.

"The way we came out and clicked and got our open shots to drop made all the difference in the world," Nash said. "It gave us the feeling we weren't going to lose."

Adding to Furman's woes was a poor performance from the free-throw line. Furman's starters entered the game shooting better than 70 percent from the line. Furman hit only 17-of-32 free throws for 53 percent.

"We missed a potential 13 points at the line in the first half, and that was the difference in the game," Furman coach Eddie Holbrook said. "Almost everything that went wrong in this game goes back to the free throws. Once we got behind, we got out of what we wanted to do."

Tennessee held a 40-29 lead at the halftime break, and Furman trimmed it down to 49-41. But three straight baskets by Wood capped a 9-2 run that broke the game open. Tennessee led by as many as 21 points in the second half.

Wood was one of three Vols in double figures with 19 points. Reggie Johnson had a game-high 28 points along with 14 rebounds. Jonathan Moore led Furman with 22 points and 17 rebounds.

**NOTES:** Future Vol assistant coach Michael Hunt (1994-97) was on the Furman team ... Furman's berth in the NCAA Tournament came via its Southern Conference championship.

### VISITORS: Furman 23-7

	FG	FT	REBS	PF	TP	A	TO	Bl	St	Min
55 Ronald White	f	3-7	2-5	0	0	8	0	1	0	24
42 Rick McKinney	f	3-6	5-8	6	1	11	0	3	0	26
25 Jonathan Moore	c	9-14	4-8	17	3	22	1	3	1	30
20 Mel Daniel	g	6-9	3-5	1	4	15	4	4	0	23
22 Michael Hunt	g	2-6	0-1	1	3	4	1	5	0	30
35 Reggie Small	1-3	0-0	2	1	2	0	0	0	0	14
31 Dale Crowe	0-2	2-2	0	3	2	3	1	0	0	13
24 Tobe Jackson	1-5	0-0	3	0	2	2	0	0	0	7
51 Randy Butler	0-1	0-0	0	3	0	0	2	0	0	7
44 William Hanks	1-3	1-3	0	0	3	0	0	0	0	9
Team			5							
Totals		26-56	17-32	35	18	69	11	19	3	200

TOTAL FG% 1st Half: 11-25 44.0% 2nd Half: 15-33 48.4% Game: 46.4%  
F Throw% 1st Half: 7-16 43.8% 2nd Half: 10-16 62.5% Game: 53.1%

### HOME TEAM: Tennessee 18-10

	FG	FT	REBS	PF	TP	A	TO	Bl	St	Min
32 Reggie Johnson	f	13-19	2-2	14	2	28	3	4	3	1 37
53 Steve Ray	f	0-3	0-0	2	5	0	1	0	1	1 28
31 Chuck Threeths	c	1-3	0-0	5	3	2	1	2	0	0 10
30 Gary Carter	g	6-8	1-2	6	4	13	6	4	0	1 34
10 Bert Bertelkamp	g	1-5	1-3	1	5	3	8	1	0	2 19
41 Dale Ellis	1-6	0-0	3	0	2	0	0	0	0	14
44 Howard Wood	9-11	1-2	5	3	19	1	2	0	0	25
43 Kevin Nash	3-7	0-2	8	4	6	0	0	0	0	8
15 Ralph Parton	2-5	3-5	1	3	7	4	3	0	1	19
24 Michael Poole	0-2	0-0	1	0	0	2	0	0	0	5
34 Anthony Love	0-0	0-0	0	0	0	0	0	0	0	1
Team			1							
Totals		36-69	8-16	47	29	80	26	16	4	6 200

TOTAL FG% 1st Half: 19-43 44.2% 2nd Half: 17-26 65.4% Game: 50.7%  
F Throw% 1st Half: 2-4 50.0% 2nd Half: 6-12 50.0% Game: 50.0%

Officials: Turner, Watson, Ballesteros  
Technical fouls: Tennessee: Don DeVoe  
Attendance: 6,865

Score by Periods	1st	2nd	Total
Furman	29	40	69
Tennessee	40	40	80

## 1980 NCAA East Region — Second Round

#7	<b>Tennessee</b> (18-11)	<b>75</b>
#2	<b>Maryland</b> (24-6)	<b>86</b>

March 8, 1980 • Greensboro Coliseum • Greensboro, N.C.

Foul trouble for Reggie Johnson spelled doom for Tennessee, as Maryland posted an 86-75 victory over Tennessee.

"When you have a team that relies on one man to score and he gets in foul trouble, your team is in serious trouble," Tennessee coach Don DeVoe said. "When Reggie doesn't play, you don't win."

Tennessee was rolling in the first half, and Johnson was nearly unstoppable. He scored 17 points in the game's first 14 minutes to help Tennessee to a 29-18 lead. Johnson picked up his second foul of the game with just under three minutes left in the first half, but Tennessee still held a 40-32 advantage at the break.

Johnson scored two buckets in the opening minutes of the second half, and the Vols led 46-39 with 16:23 left in the game. Then, in a matter of 10 seconds, Johnson got whistled for his third and fourth fouls and went to the bench with 15:06 left in the game. He didn't score again.

"I guarantee we got the short end of the officiating in the second half," DeVoe said. "You don't win in the tournament play when you get the short end. The two fouls on Johnson were the turning point."

Greg Manning pulled the Terrapins even at 50 with a rebound basket at the 13:26 mark in the second half. Maryland eventually pulled out to a 70-62 lead, but the Vols rallied back and pulled within 78-75 on a short jumper from Howard Wood with 45 seconds remaining. Manning then had back-to-back three-point plays for Maryland to squelch any Vol hopes for a victory.

Gary Carter also had 21 points for the Vols along with eight rebounds. Bert Bertelkamp dished out a career-high 16 assists against only two turnovers in 39 minutes of action.

Manning led Maryland with 28 points to pace four Terrapins in double figures. Albert King added 20, Buck Williams 19 and Ernest Graham 14. Maryland also shot a hot 63.2 percent from the field compared to 47 percent for Tennessee.

**NOTES:** Maryland's Albert King is the brother of former Vol All-America Bernard King ... Maryland lost in the Regional Semifinals 74-68 to Georgetown.

### VISITORS: Tennessee 18-11

	FG	FT	REBS	PF	TP	A	TO	Bl	St	Min
32 Reggie Johnson	f	10-17	1-1	4	5	21	0	1	0	0 25
53 Steve Ray	f	0-3	0-0	2	3	0	1	0	0	17
31 Chuck Threeths	c	0-2	0-0	5	3	0	0	2	0	19
10 Bert Bertelkamp	g	3-8	2-2	2	5	8	16	2	0	39
30 Gary Carter	g	7-12	1-7	8	1	21	3	1	0	1 40
41 Dale Ellis	3-6	1-2	2	5	7	0	0	0	1	22
43 Kevin Nash	2-4	2-2	3	2	6	0	0	0	0	11
15 Ralph Parton	0-0	0-0	0	0	0	0	0	0	0	1
24 Michael Poole	0-1	0-0	0	1	0	0	0	0	0	1
44 Howard Wood	6-13	0-0	4	0	12	0	2	1	2	25
Team			0							
Totals		31-66	13-14	30	25	75	20	9	1	4 200

TOTAL FG% 1st Half: 16-32 50.0% 2nd Half: 15-34 44.1% Game: 47.0%  
F Throw% 1st Half: 8-9 88.9% 2nd Half: 5-5 100.0% Game: 92.9%

### HOME TEAM: Maryland 24-6

	FG	FT	REBS	PF	TP	A	TO	Bl	St	Min
55 Albert King	f	10-16	0-0	6	2	20	3	6	0	1 40
25 Ernest Graham	f	5-8	4-7	9	3	14	5	3	0	0 39
52 Buck Williams	c	8-13	3-6	9	5	19	0	1	2	0 38
10 Greg Manning	g	11-15	3-7	3	0	28	3	1	0	1 39
15 Reggie Jackson	g	2-4	1-5	4	2	5	10	2	0	2 35
21 Dutch Morley	0-1	0-0	0	0	0	0	0	0	0	7
54 Taylor Baldwin	0-0	0-0	1	1	0	0	0	0	1	0 2
Team			4							
Totals		36-57	14-25	36	13	86	21	13	3	4 200

TOTAL FG% 1st Half: 14-23 60.9% 2nd Half: 22-34 64.7% Game: 63.2%  
F Throw% 1st Half: 4-7 57.1% 2nd Half: 10-18 55.6% Game: 56.0%

Officials: Pavia, Tate, Dabler  
Technical fouls: Maryland: Lefty Driesell; Tennessee: Don DeVoe  
Attendance: 13,210

Score by Periods	1st	2nd	Total
Tennessee	40	35	75
Maryland	32	54	86

1981 NCAA East Region — Second Round

#5	<b>VCU</b> (24-5)	<b>56</b>
#4	<b>Tennessee</b> (21-7)	<b>OT 58</b>
<i>March 15, 1981 • Charlotte Coliseum • Charlotte, N.C.</i>		

Dale Ellis drilled a 15-foot jumper at the buzzer to lift Tennessee to a 58-56 overtime victory over Virginia Commonwealth.

"I just stood there after I shot that ball," Ellis said. "That was the greatest feeling to make that shot."

Ellis' shot was the only shot taken in the five-minute extra period. Virginia Commonwealth got the opening tip in overtime and stalled away the first half of the period. The Rams lost their chance at attempting a shot when Steve Ray forced Danny Kottak out-of-bounds.

Tennessee then held the ball the second half of overtime and called a timeout with 19 seconds remaining. Michael Brooks passed the ball over to Ellis with five seconds left, and the sophomore from Marietta, Ga., hit the game-winner. Ellis was not the Vols' first option to take the shot, though.

"The ball was supposed to come to me, and I was supposed to pass it to Howard (Wood) in the corner," Ellis said. "It was Howard that kept us in the game, and it's usually (him) who takes the final shot."

The play was the same play the Vols ran at the end of regulation in attempt to make the game-winner. But Ellis threw an ill-advised pass to Steve Ray, and the Vols lost their opportunity to win at the end of regulation.

Tennessee coach Don DeVoe told Ellis to go with the shot if the opportunity arose again. It did, and Ellis made good.

"I don't think there's been a bigger shot in Tennessee basketball in a long time than the one Dale Ellis made," DeVoe said. "We were able to make the play at the end because they gave us the opportunity by making a turnover."

Overtime initially looked unlikely, as Tennessee built a 14-point first-half lead and led 38-25 at the start of the second half on a dunk by Ellis. The Rams erased the last two points of the deficit with a bucket from Kottak with 2:24 left in regulation to put the score at 56-56, which eventually forced the overtime.

Ellis finished with 22 points, and Wood scored 18. Greg McRay led the Rams with 23 points on 10-of-14 shooting.

**NOTES:** Tennessee received a first-round bye ... Tennessee's victory ended Virginia Commonwealth's 16-game winning streak, which was the longest in the nation.

**VISITORS: Virginia Commonwealth 24-5**

	FG	FT	REBS	PF	TP	A	TO	Bl	St	Min	
21 Danny Kottak	f	5-7	0-0	2	3	10	2	4	0	1	43
54 Greg McCray	f	10-14	3-5	8	4	23	1	2	1	1	44
30 Kenny Stancel	c	0-3	1-3	5	2	1	0	2	2	1	43
10 Monty Knight	g	5-11	2-2	3	1	12	4	2	1	0	41
25 Edmund Shero	g	4-8	2-2	5	1	10	3	2	0	0	45
44 Greg Shropshire	0-0	0-0	0	0	0	0	0	0	0	0	5
41 Don Jones	0-0	0-0	0	1	0	0	0	0	0	0	3
11 Stanley Davis	0-0	0-0	0	0	0	0	0	0	0	0	1
TEAM			2								
Totals		24-43	8-12	25	12	56	10	12	4	3	225

TOTAL FG% 1st Half: 10-20 50% 2nd Half: 14-23 60.9% Game: 55.8%  
 F Throw% 1st Half: 5-8 62.5% 2nd Half: 3-4 75.0% Game: 66.7%

**HOME TEAM: Tennessee 21-7**

	FG	FT	REBS	PF	TP	A	TO	Bl	St	Min	
14 Dale Ellis	f	10-13	2-2	5	3	22	0	1	1	0	45
53 Steve Ray	f	0-4	0-0	3	3	0	1	0	0	0	29
44 Howard Wood	c	7-13	4-5	4	3	18	4	2	0	0	41
12 Ed Littleton	g	3-4	0-0	0	1	6	4	1	0	1	24
30 Gary Carter	g	5-11	0-0	5	1	10	5	2	0	3	45
21 Michael Brooks	0-2	0-0	1	1	0	3	2	0	0	0	37
40 Willie Burton	1-1	0-0	0	0	2	0	0	0	0	0	4
TEAM			1								
Totals		26-48	6-7	19	12	58	17	8	1	4	225

TOTAL FG% 1st Half: 16-26 61.5% 2nd Half: 8-22 36.4% Game: 54.2%  
 F Throw% 1st Half: 4-4 100% 2nd Half: 2-3 66.7% Game: 85.7%

Officials: Burrell Crowell, Tom Frait, Robert Herrold  
 Technical fouls: Tennessee: Ellis  
 Attendance: 11,443

Score by Periods	1st	2nd	OT	Total
Virginia Commonwealth	25	31	0	56
Tennessee	36	20	2	58

1981 NCAA East Region — Regional Semifinal

#4	<b>Tennessee</b> (21-8)	<b>48</b>
#1	<b>Virginia</b> (27-3)	<b>62</b>
<i>March 19, 1981 • Charlotte Coliseum • Charlotte, N.C.</i>		

Virginia outscored Tennessee 27-4 over a 12-minute span in the second half en route to a 62-48 regional semifinal victory.

Tennessee stayed close in the first half but could never take the lead against the Ralph Sampson-led Cavaliers. The Cavaliers shot 61.5 percent from the field during the first 20 minutes, but could only manage a 27-26 lead at the break.

The Vols got things rolling early in the second half. Virginia made the first bucket of the half with a putback by Jeff Lamp. The Vols then outscored Virginia 10-2 over the next six minutes to take a 36-31 lead.

Lamp then scored six of the game's next eight points, with the other two coming from a jumper by Virginia's Othell Wilson. The Cavaliers led 39-36 with 11:14 left in the game and never looked back.

"We knew Lamp was their money player, but we didn't realize it on the floor today," Tennessee guard Michael Brooks said. "They had a great player who took control, made the great plays and got back and played defense. If he hadn't taken control at that point, they wouldn't have won."

Lamp scored a game-high 18 points. Jeff Jones and Lee Raker added 10 apiece for Virginia. Tennessee did slow down the All-America Sampson by holding him to a season-low nine points and five rebounds. He had only one point and one rebound in the second half.

The sagging defense to stop Sampson may have proved costly for the Vols. Sampson hit on only 4-of-13 shots, but the rest of the Cavaliers combined to hit 20-of-30 for 66.6 percent.

"You may take Ralph out of the offense, but you leave yourself vulnerable somewhere else," Virginia forward Terry Gates said. "Raker and Lamp have thrived off that."

**NOTES:** Virginia advanced to the Final Four before losing to North Carolina 78-65.

**VISITORS: Tennessee 21-8**

	FG	FT	REBS	PF	TP	A	TO	Bl	St	Min	
14 Dale Ellis	f	6-12	1-2	9	4	13	1	5	0	0	39
53 Steve Ray	f	2-4	0-0	0	1	4	1	1	0	0	33
44 Howard Wood	c	4-9	0-0	4	1	8	2	3	0	3	39
12 Ed Littleton	g	2-3	0-0	0	3	4	2	1	0	0	13
30 Gary Carter	g	4-9	1-2	4	4	9	2	0	0	0	39
21 Michael Brooks	3-8	0-0	1	2	6	6	3	0	2	2	27
10 Tyrone Beaman	2-2	0-0	0	3	4	2	0	0	0	0	7
33 Dan Federmann	0-0	0-0	0	0	0	0	0	0	0	0	1
34 Anthony Love	0-0	0-0	0	0	0	1	0	0	0	0	1
40 Willie Burton	0-1	0-0	0	0	0	0	0	1	0	0	1
TEAM			1								
Totals		23-48	2-4	19	18	48	17	13	1	5	200

TOTAL FG% 1st Half: 12-21 57.1% 2nd Half: 11-27 40.7% Game: 47.9%  
 F Throw% 1st Half: 2-4 50.0% 2nd Half: 0-0 0% Game: 50.0%

**HOME TEAM: Virginia 27-3**

	FG	FT	REBS	PF	TP	A	TO	Bl	St	Min	
03 Jeff Lamp	f	8-11	2-2	5	0	18	2	1	0	0	36
44 Terry Gates	f	2-2	0-0	4	1	4	1	0	0	1	32
50 Ralph Sampson	c	4-13	1-2	5	1	9	1	3	4	1	34
11 Othell Wilson	g	2-3	5-6	2	1	9	2	1	0	1	34
24 Jeff Jones	g	3-6	4-5	3	2	10	5	2	0	4	33
25 Lee Raker	4-5	2-2	3	1	10	0	0	0	1	1	17
55 Lewis Lattimore	0-0	0-0	1	2	0	0	1	0	0	0	4
10 Craig Robinson	0-0	0-0	1	0	0	0	1	0	0	0	4
15 Ricky Stokes	1-3	0-0	0	2	2	0	1	0	0	0	4
23 Jeff Klein	0-0	0-0	0	0	0	0	1	0	0	0	1
05 Louis Collins	0-0	0-0	1	0	0	0	0	0	0	0	1
TEAM			2								
Totals		24-43	14-17	27	10	62	11	11	4	9	200

TOTAL FG% 1st Half: 13-23 56.5% 2nd Half: 11-20 55% Game: 55.8%  
 F Throw% 1st Half: 1-2 50% 2nd Half: 13-15 86.7% Game: 82.4%

Officials: Edgar Cartotto, James Burroughs, Richard Weiler  
 Technical fouls: none  
 Attendance: 17,000

Score by Periods	1st	2nd	Total
Tennessee	26	22	48
Virginia	27	35	62

1982 NCAA East Region — First Round

#9	<b>Tennessee</b> (20-9)	<b>61</b>
#8	<b>Southwestern Louisiana</b> (24-8)	<b>57</b>

March 12, 1982 • Market Square Arena • Indianapolis, Ind.

Michael Brooks hit six free throws for Tennessee in the game's final minute to secure a 61-57 victory over Southwestern Louisiana.

"We did some things right that assured the win," Tennessee coach Don DeVoe said. "The key was having the lead going into the final five minutes. We had our best foul shooters in the game, and we kept the ball in the best man's hands."

The Vols trailed 35-33 with 16:58 to play. Back-to-back buckets by Tyrone Beaman gave the Vols a 37-35 advantage, but a lay-up from Dion Brown for the Ragin' Cajuns tied the game at 37.

The Vols then outscored Southwestern Louisiana 14-6 over the game's next nine minutes to hold a 51-43 lead with 6:39 left to play. Two free throws from Dan Gay and a lay-up each from Alford Turner and Johnny Collins off of Vol turnovers cut the margin to 51-49.

Two free throws and a jumper from Dale Ellis opened the margin back up to 55-49 with just under four minutes to go.

"We got the ball to Dale Ellis in the second half," DeVoe said. "Those two turnovers were the turning point that allowed Southwestern Louisiana to come back. They got themselves back in the game because of their ability to persevere."

Ellis finished with a game-high 23 points, and Brooks finished with 16. Turner had 14 points to lead Southwestern Louisiana.

"We expected Ellis to be outstanding, and he certainly was," Southwestern Louisiana coach Bobby Paschal said. "We knew if they had the lead as the clock ran down, it would be difficult. They are an excellent free-throw shooting team. Near the end, we knew it was a calculated risk to foul, but there was no other way."

**NOTES:** Dale Ellis was named the SEC's Player of the Year, and Don DeVoe was named the league's Coach of the Year following the 1982 season.

VISITORS: Tennessee 20-9

	FG	FT	REBS	PF	TP	A	TO	Bl	St	Min	
14 Dale Ellis	f	9-15	5-6	6	3	23	2	4	0	2	40
53 Steve Ray	f	2-5	0-0	4	2	4	2	0	1	2	34
40 Willie Burton	c	1-3	0-0	4	2	2	1	1	0	0	25
10 Tyrone Beaman	g	4-6	0-2	2	3	8	6	2	0	2	30
21 Michael Brooks	g	5-10	6-6	1	4	16	1	5	1	0	33
22 Jerald Hyatt	g	0-1	2-2	1	0	2	2	1	0	1	17
31 Kevin Woods	g	1-1	0-0	0	0	2	0	0	0	0	6
33 Dan Federmann	g	2-2	0-0	3	3	4	0	1	0	0	15
TEAM			6								
Totals		24-43	13-16	27	17	61	14	14	2	7	200

TOTAL FG%	1st Half: 13-22 59.1%	2nd Half: 11-21 52.4%	Game: 55.8%
F Throw%	1st Half: 3-4 75.0%	2nd Half: 10-12 83.3%	Game: 81.3%

HOME TEAM: Southwestern Louisiana 24-8

	FG	FT	REBS	PF	TP	A	TO	Bl	St	Min	
21 Dion Brown	f	6-10	1-2	7	3	13	0	1	0	1	38
40 Graylin Warner	f	3-8	0-0	3	4	6	0	3	1	0	35
44 Dan Gay	c	2-7	4-4	4	1	8	1	2	0	1	40
11 Alford Turner	g	4-9	6-9	1	4	14	0	0	1	1	37
15 Johnny Collins	g	5-7	0-0	1	5	10	0	4	0	3	39
33 Alonza Allen	g	2-4	0-0	0	0	4	0	2	0	0	11
TEAM		1-1	6	2							
Totals		23-46	11-15	22	17	57	1	12	2	6	200

TOTAL FG%	1st Half: 14-24 58.3%	2nd Half: 9-22 41.0%	Game: 50.0%
F Throw%	1st Half: 1-3 33.3%	2nd Half: 10-12 83.3%	Game: 73.3%

Officials: Paul Houseman, Denny Bishop, Mickey Crowley  
 Technical fouls: none  
 Attendance: 12,206

Score by Periods	1st	2nd	Total
Tennessee	29	32	61
Southwestern Louisiana	29	28	57

1982 NCAA East Region — Second Round

#9	<b>Tennessee</b> (20-10)	<b>51</b>
#1	<b>Virginia</b> (30-3)	<b>54</b>

March 14, 1982 • Market Square Arena • Indianapolis, Ind.

Tennessee missed 4-of-5 free throws in the final 3:12, and Virginia's Ricky Stokes hit two with 15 seconds remaining to lift Virginia to a 54-51 victory in a rematch of a 1981 NCAA Tournament game.

Tennessee had made 10 consecutive free throws during the second half, but those shots didn't fall during crunch time. Tyrone Beaman missed the front end of a one-and-one and then missed the back end of a one-and-one. Michael Brooks, who hit six straight in the final minute of the first-round Vol victory two days prior, then missed the front end of a one-and-one. Dan Federmann followed that with a miss.

"When it got down to it, we choked at the foul line," Tennessee coach Don DeVoe said. "We just did not do what it takes internally to win. Stokes just did what we could not do."

The one free throw the Vols did make in the game's closing minutes gave them a 51-47 lead, but Ralph Sampson hit back-to-back buckets to pull the Cavaliers even at 51. Tennessee had a chance to regain the lead, but Federmann missed the front end of his one-and-one. Stokes then made his two to give Virginia a 53-51 lead.

"We had the game under control," Tennessee forward Dale Ellis said. "All we had to do was hit the free throws. That has been a problem."

Tennessee had a chance to tie the game at 53, but the play never developed, and a long jumper by Brooks was off the mark. Jones then hit a free throw for the final margin of victory.

"We had the right person taking the shot," DeVoe said. "Michael was a little anxious. I didn't think the shot was that poor, but we never got into our play."

The Vols got off to a fast start and opened up a 10-point lead at 24-14 in the first half behind 14 points from Brooks. Jones finished the first half by scoring five points in the final 21 seconds to pull Virginia to within 32-25 at the break.

Virginia continued to rally in the second half, as Jones and Sampson sparked a 15-2 rally to give the Cavaliers a 43-40 lead with 10:41 to go.

Brooks then scored eight straight points for Tennessee to give the Vols a 48-45 lead with 6:11 left in the game.

**NOTES:** Virginia was upset by UAB 68-66 in the regional semifinals.

VISITORS: Tennessee 20-10

	FG	FT	REBS	PF	TP	A	TO	Bl	St	Min	
14 Dale Ellis	f	5-10	6-8	9	5	16	0	1	0	0	37
53 Steve Ray	f	2-3	0-0	3	4	4	3	2	0	0	36
40 Willie Burton	c	0-0	0-0	3	5	0	1	0	0	1	17
10 Tyrone Beaman	g	0-5	1-3	0	4	1	8	2	0	2	37
21 Michael Brooks	g	11-17	2-3	2	1	24	1	0	0	1	40
22 Jerald Hyatt	g	0-0	2-2	0	0	2	1	0	0	0	9
31 Kevin Woods	g	0-1	0-0	0	0	0	0	0	0	0	4
33 Dan Federmann	g	2-3	0-1	3	4	4	0	1	0	0	20
TEAM			4								
Totals		20-39	11-17	24	23	51	14	6	0	4	200

TOTAL FG%	1st Half: 14-25 56.0%	2nd Half: 6-14 42.9%	Game: 51.3%
F Throw%	1st Half: 4-6 66.7%	2nd Half: 7-11 63.6%	Game: 64.7%

HOME TEAM: Virginia 30-3

	FG	FT	REBS	PF	TP	A	TO	Bl	St	Min	
04 Jim Miller	f	1-2	0-3	2	3	2	0	0	0	0	17
10 Craig Robinson	f	2-7	0-0	6	3	4	1	2	0	0	29
50 Ralph Sampson	c	9-14	1-6	9	2	19	2	0	2	0	36
24 Jeff Jones	g	4-6	2-5	7	2	10	3	1	1	1	38
45 Tim Mullen	g	4-6	1-2	0	2	9	0	2	0	0	24
11 Othell Wilson	g	2-3	1-2	1	1	5	1	1	0	0	22
15 Ricky Stokes	g	0-1	2-2	1	2	2	0	0	0	0	18
30 Kenton Edelin	g	1-2	1-1	2	4	3	0	0	0	1	16
TEAM			4								
Totals		23-41	8-21	32	19	54	7	7	3	2	200

TOTAL FG%	1st Half: 11-23 47.9%	2nd Half: 12-18 66.7%	Game: 56.1%
F Throw%	1st Half: 3-10 30.0%	2nd Half: 5-11 45.5%	Game: 38.1%

Officials: Jack Savidge, Charles Range, Arthur Mellace  
 Technical fouls: None  
 Attendance: Not available

Score by Periods	1st	2nd	Total
Tennessee	32	19	51
Virginia	25	29	54



1983 NCAA Mideast Region — First Round

#9	<b>Marquette</b> (19-11)	<b>56</b>
#8	<b>Tennessee</b> (20-11)	<b>57</b>

March 18, 1982 • Roberts Municipal Stadium • Evansville, Ind.

Michael Brooks hit two free throws with five seconds left in the game to secure a 57-56 NCAA Tournament victory over Marquette.

Brooks only had 11 points in the game, but four came via the charity stripe in the game's final 61 seconds. Brooks' two free throws with 1:01 remaining gave the Vols a 55-53 lead. Dale Ellis and Jerald Hyatt had just missed opportunities at the foul line before Brooks gave the Vols their two-point lead.

Kevin Woods then came up with a steal on Marquette's ensuing possession and was fouled. He came up empty on the front end of a one-and-one. Doc Rivers countered by making one of his two free attempts on the next possession to cut the UT lead to 55-54 with 20 seconds left.

Brooks then brought the ball up court and was tied up in front of the Tennessee bench. It looked as though Brooks was going to be called for a five-second violation, but instead was fouled by Rivers. Brooks then sank the two free throws. Marquette's Kerry Trotter hit a lay-up at the buzzer to provide the final score.

"I wanted the ball," Brooks said. "I knew they would have to foul me because time was running out. I felt I could ice the game."

Brooks' free throws were his most obvious contribution to the Vol victory, but he also turned in a stellar performance on the defensive end. He held Rivers to 10 points and ran the Volunteer offense for 40 minutes. Rivers only hit 4-of-13 shots as Brooks guarded him most of the game.

"Michael sank those two free throws, but defense won this game," Tennessee guard Tyrone Beaman said. "He played probably his best defensive game. He came through for us in the clutch."

Tennessee trailed 43-38 with 11:38 remaining in the game, but a three-point play by Willie Burton, a bucket from Dale Ellis and two more free throws by Burton gave the Vols a 45-43 lead with 9:15 left. Tennessee then hit 10-of-15 free-throw attempts the rest of way including the two from Brooks. The only field goal the Vols scored in the last 10 minutes was a long jumper from Brooks.

**NOTES:** The victory over Marquette was the 100th for Don DeVoe at Tennessee ... Tennessee was only one of six teams to appear in the past five NCAA Tournaments, with the other teams being Arkansas, Georgetown, Iowa, Louisville and North Carolina.

VISITORS: Marquette 19-11

	FG	FT	REBS	O-D-T	PF	TP	A	TO	BI	St	Min
22 Dwayne Johnson	f 3-5	3-4	1-3-4	4	9	3	2	0	1	38	
52 Marc Marotta	f 7-12	1-1	5-5-10	5	15	1	2	1	2	39	
33 Terrell Schlundt	c 6-11	0-1	1-5-6	4	12	0	2	0	0	40	
20 Mandy Johnson	g 3-5	2-2	0-0-0	4	8	2	0	0	3	38	
31 Glenn Rivers	g 4-13	2-7	4-1-5	5	10	3	4	0	1	39	
21 Terry Reese	0-0	0-0	0-0-0	0	0	0	0	0	0	3	
32 Kerry Trotter	1-1	0-0	0-0-0	0	1	0	0	0	0	2	
TEAM			5								
Totals	24-47	8-15	11-14-30	22	56	9	10	1	7	200	

TOTAL FG%	1st Half: 13-27 48.7%	2nd Half: 11-20 55.0%	Game: 51.1%
F Throw%	1st Half: 2-3 66.7%	2nd Half: 6-12 50.0%	Game: 53.3%

HOME TEAM: Tennessee 20-11

	FG	FT	REBS	O-D-T	PF	TP	A	TO	BI	St	Min
14 Dale Ellis	f 7-9	6-10	0-4-4	3	20	0	2	0	1	40	
40 Willie Burton	f 3-7	4-5	3-2-5	5	10	2	4	0	1	32	
33 Dan Federmann	c 3-5	0-1	2-0-2	2	6	0	0	0	0	16	
10 Tyrone Beaman	g 3-5	0-0	0-0-0	5	6	5	1	0	0	32	
21 Michael Brooks	g 3-6	5-5	1-3-4	1	11	0	2	0	0	40	
22 Jerald Hyatt	0-1	0-1	0-0-0	0	0	1	0	0	1	11	
30 Tyrone Harper	2-3	0-0	1-0-1	0	4	1	0	0	0	17	
31 Kevin Woods	0-1	0-2	0-2-2	1	0	0	0	1	0	11	
34 Rob Jones	0-0	0-0	0-0-0	0	0	0	0	0	0	1	
TEAM			6								
Total	21-37	15-27	7-11-25	17	57	9	9	1	3	200	

TOTAL FG%	1st Half: 14-23 60.9%	2nd Half: 7-14 50.0%	Game: 56.8%
F Throw%	1st Half: 0-2 0.0%	2nd Half: 15-26 57.7%	Game: 55.6%

Officials: John Dabrow, Bob Garibaldi, Peter Pevia  
 Technical fouls: None  
 Attendance: Not available

Score by Periods	1st	2nd	Total
Marquette	28	28	56
Tennessee	28	29	57

1983 NCAA Mideast Region — Second Round

#8	<b>Tennessee</b> (20-12)	<b>57</b>
#1	<b>Louisville</b> (30-3)	<b>70</b>

March 20, 1982 • Roberts Municipal Stadium • Evansville, Ind.

Louisville used an 11-2 run midway through the second half to halt a Tennessee rally and post a 70-57 victory over the Vols.

The Cardinals used their pressure defense in the first half to force 10 Tennessee turnovers, which enabled Louisville to open up a 34-27 halftime lead. A 15-foot jumper from Lancaster Gordon and a layup from Charles Jones pushed the lead to 42-30 with 15:26 left in the game.

The Vols then mounted a rally. Two buckets apiece from Dale Ellis and Willie Burton keyed a 13-3 scoring run for the Vols as they pulled to within 45-43 with 10:26 on the clock.

Louisville then called timeout to regroup. The Cardinals responded with an 11-2 rally to open the lead back out to 56-45 with just under six minutes left in the game. Tennessee could get no closer than eight points the rest of the way.

"We had worked so hard to get that close," Tennessee point guard Tyrone Beaman said. "They get a couple of quick, easy baskets and it took a little bit out of everybody."

Ellis was held to 13 points, nine below his season average, on 6-of-13 shooting. Louisville's man-to-man defense made him work hard to get the ball, and the Cardinals' fast-break offense continually put pressure on the Vols to get back on defense.

"This is as tired as I've ever been on the court all year," Ellis said. "This is one of the worst shooting games ever. I missed a lot of easy shots."

Michael Brooks led the Vols with 18 points, and Beaman added 10. Louisville was led by Milt Wagner's 15 points and Scooter McCray's 10.

**NOTES:** The Mideast Regional Semifinals were held at Stokely Athletic Center ... Louisville advanced to the Final Four before losing 94-81 to Houston ... Ellis finished his career as the third all-time leading scorer at Tennessee behind Ernie Grunfeld and Reggie Johnson.

VISITORS: Tennessee 20-12

	FG	FT	REBS	O-D-T	PF	TP	A	TO	BI	St	Min
14 Dale Ellis	f 6-13	1-3	1-4-5	4	13	0	5	0	2	35	
40 Willie Burton	f 4-10	1-2	4-3-7	0	9	2	1	2	2	36	
33 Dan Federmann	c 1-1	1-2	0-3-3	4	3	1	1	0	2	14	
10 Tyrone Beaman	g 4-7	2-2	1-0-1	5	10	3	6	0	2	33	
21 Michael Brooks	g 8-17	2-2	0-1-1	2	18	5	4	0	2	40	
22 Jerald Hyatt	0-1	0-0	0-0-0	1	0	1	0	0	0	16	
23 Myron Carter	0-0	0-0	0-0-0	0	0	0	0	0	0	1	
30 Tyrone Harper	1-4	0-0	2-0-2	1	2	0	0	0	0	8	
31 Kevin Woods	1-3	0-0	1-2-3	0	2	0	0	0	0	10	
34 Rob Jones	0-0	0-0	0-0-0	0	0	0	0	0	0	3	
TEAM			3								
Totals	25-56	7-11	25	17	57	12	17	2	12	200	

TOTAL FG%	1st Half: 12-28 42.3%	2nd Half: 13-28 46.4%	Game: 44.7%
F Throw%	1st Half: 3-4 75.0%	2nd Half: 4-7 57.1%	Game: 63.6%

HOME TEAM: Louisville 30-3

	FG	FT	REBS	O-D-T	PF	TP	A	TO	BI	St	Min
21 Scooter McCray	f 5-7	0-0	1-4-5	4	10	3	3	2	2	32	
22 Rodney McCray	f 0-1	1-2	1-5-6	0	1	2	1	0	2	33	
33 Charles Jones	c 7-8	4-7	5-6-11	0	18	3	5	2	2	35	
4 Lancaster Gordon	g 7-15	4-4	1-0-1	1	18	2	6	0	2	36	
20 Milt Wagner	g 6-10	3-4	1-0-1	2	15	2	3	1	2	31	
00 Robbie Valentine	0-0	0-0	0-0-0	0	0	0	0	0	0	1	
23 Chris West	0-0	0-0	0-0-0	0	0	0	0	0	0	1	
42 Jeff Hall	0-2	2-2	0-0-0	0	2	0	0	0	0	12	
45 Danny Mitchell	0-0	0-0	0-0-0	0	0	0	0	0	0	1	
55 Billy Thompson	2-4	2-4	0-3-3	1	6	1	0	1	1	18	
TEAM			4								
Totals	27-47	16-23	9-18-31	8	70	13	18	6	11	200	

TOTAL FG%	1st Half: 14-28 50.0%	2nd Half: 13-19 68.4%	Game: 57.4%
F Throw%	1st Half: 6-8 75.0%	2nd Half: 10-15 66.7%	Game: 69.6%

Officials: John Dabrow, Bob Garibaldi, Phil Robinson  
 Technical fouls: None  
 Attendance: 11,900

Score by Periods	1st	2nd	Total
Tennessee	27	30	57
Louisville	34	36	70



# 2013-14 ONLINE RECORD BOOK SUPPLEMENT

## 1989 NCAA East Region — First Round

#10	<b>Tennessee</b> (19-11)	<b>68</b>
#7	<b>West Virginia</b> (26-4)	<b>84</b>

March 16, 1989 • Greensboro Coliseum • Greensboro, N.C.

Tennessee fell behind by 10 points less than five minutes into the game and never recovered as West Virginia cruised to an 84-68 victory.

It was the Vols' first NCAA Tournament appearance in six years, but the Mountaineers made UT's visit a short one. West Virginia scored on its first nine possessions, and its defense frustrated the Vols throughout the game.

"West Virginia got the upper hand about as quickly as you can in an NCAA Tournament game," Tennessee coach Don DeVoe said. "It was obviously a game where we didn't do many things right. West Virginia did a lot of things right, and the scoreboard bore that out."

Tennessee shot 29 percent from the floor in the first half and fell behind as many as 15 points. The Vols battled back to go into the break trailing 35-23, but the opening minutes of the second half once again put the Vols in a deep hole.

The Mountaineers scored the first six points of the second half, which keyed a 12-4 run that opened the lead to 47-27 with 16:51 left in the game. Tennessee got back to within 57-45 on a 3-pointer from Doug Roth, but West Virginia answered with two buckets. Tennessee never got closer than 12 points the rest of the game.

West Virginia shot a blistering 77 percent from the field in the second half on 17-of-22 shooting and finished the game at 62 percent. Tennessee finished the game shooting 38 percent from the field.

"It looked like to me the guys were playing a little tight at both ends of the floor," DeVoe said. "I know it's the NCAA (Tournament), but that's when you should bring your game up to another level."

Dyron Nix led the Vols with 22 points, and West Virginia native Greg Bell added 14. Starting guard Clarence Swearingen, who was averaging 12 points a game, played only 14 minutes and did not score.

**NOTES:** Tennessee had won five consecutive first round NCAA Tournament games before losing to West Virginia ... West Virginia lost to Duke 70-63 in the second round.

### VISITORS: Tennessee 19-11

	FG	3PT	FT	O-D-T	PF	TP	A	TO	Bl	St	Min
31 Dyron Nix	f 10-20	0-4	2-4	5-3-8	3	22	1	0	0	37	
33 Mark Griffin	f 1-5	1-4	0-0	2-1-3	4	3	1	2	0	26	
50 Doug Roth	c 5-13	3-6	0-4	4-6-10	4	13	1	4	1	38	
11 C. Swearingen	g 0-4	0-1	0-0	1-2-3	0	0	0	2	0	14	
25 Travis Henry	g 1-2	1-1	0-0	0-0-1	3	3	0	1	0	14	
10 Jay Price	0-0	0-0	0-0	0-1-1	0	1	0	0	0	1	
15 Ron Taylor	2-9	2-9	1-2	0-0-2	2	7	4	0	0	27	
23 Greg Bell	5-10	3-6	1-2	0-1-1	4	14	5	1	0	34	
34 Ronnie Reese	0-1	0-0	0-0	0-0-0	0	0	0	0	0	2	
51 Ian Lockhart	2-5	0-0	2-2	2-0-2	5	6	0	1	0	17	
TEAM					2						
Total	26-69	10-31	6-14	15-33-50	26	68	13	12	1	4200	

TOTAL FG%	1st Half: 9-31 29.0%	2nd Half: 17-38 44.7%	Game: 37.7%
3-Pt. FG%	1st Half: 1-7 14.3%	2nd Half: 9-24 37.5%	Game: 32.3%
F Throw%	1st Half: 4-8 50.0%	2nd Half: 2-6 33.3%	Game: 42.9%

### HOME TEAM: West Virginia 26-4

	FG	3PT	FT	O-D-T	PF	TP	A	TO	Bl	St	Min
24 Darryl Prue	f 5-8	0-0	2-2	3-5-6	4	12	2	1	0	29	
23 Chris Brooks	f 2-7	0-0	0-1	0-1-1	4	4	0	0	0	20	
42 Ray Foster	c 6-7	0-0	7-8	2-9-11	3	19	0	2	2	35	
32 Herbie Brooks	g 8-12	0-0	6-6	2-0-2	1	22	2	4	0	34	
04 Steve Berger	g 4-6	1-3	5-7	1-4-5	0	14	7	4	0	35	
03 Tracy Shelton	3-4	0-0	4-5	0-1-1	0	10	2	1	0	12	
11 Chris Leonard	0-0	0-0	0-0	0-1-0	0	0	0	0	0	1	
21 Shaun Jackson	0-0	0-0	0-0	0-1-1	0	0	1	1	0	6	
25 Mike Yoest	0-0	0-0	0-0	0-0-1	0	0	0	0	0	4	
33 Wade Smith	1-3	0-0	1-2	0-4-4	1	3	0	2	1	22	
34 Thomas Kroger	0-0	0-0	0-1	0-2-2	0	0	0	0	0	2	
TEAM					2						
Total	29-47	1-3	25-33	8-26-36	14	84	14	15	3	7200	

TOTAL FG%	1st Half: 12-25 48.0%	2nd Half: 17-22 77.3%	Game: 61.7%
3-Pt. FG%	1st Half: 1-3 33.3%	2nd Half: 0-0 0.0%	Game: 33.3%
F Throw%	1st Half: 10-13 76.9%	2nd Half: 15-20 75.0%	Game: 75.8%

Officials: Tom Rucker, Stan Rute, Duke Edsall  
 Technical fouls: None  
 Attendance: Not available

Score by Periods	1st	2nd	Total
Tennessee	23	45	68
West Virginia	35	49	84

## 1988 NCAA West Region — First Round

#9	<b>Illinois State</b> (25-5)	<b>OT 82</b>
#8	<b>Tennessee</b> (20-9)	<b>81</b>

March 12, 1988 • Arco Arena • Sacramento, Calif.

Illinois State's Dan Muller scored the winning basket off a pass from Kyle Cartmill with 1.3 seconds left to lift the Redbirds to an 82-81 overtime victory over Tennessee.

The Vols had taken an 81-80 lead on C.J. Black's layup off a pass from Tony Harris with 15.4 seconds left before the game-winning bucket by Muller.

The Vols struggled in the second half with foul trouble and poor shooting. They finished the game shooting 36.7 percent from the field and had nearly a five-minute stretch in the second half without scoring. A free throw by Harris at the 7:13 mark finally broke the scoring drought, but the Vols found themselves down 66-58.

The Vols battled back to tie the score at 70 on Black's rebound and basket with 2:53 left. Tennessee took a 72-70 lead on Black's slam dunk off a pass from Brandon Wharton, but Illinois State tied the score on Steve Hansell's layup with 53 seconds left.

That gave the Vols the ball back with a chance to win. They worked the shot clock down to 17 seconds and the game clock down to 34.6 before calling a timeout.

Wharton took a 3-pointer from the top of the key with 22 seconds left, but missed and Illinois State rebounded.

The Redbirds had their own chance at a game-winning shot, but Hill missed a 14-foot jumper. The Vols rebounded and threw a desperation pass, but it was on to overtime.

Tennessee had opened up a nine-point lead in the first half but could not put the Redbirds away. Back-to-back 3-pointers from Rico Hill and Steve Hansell at the end of the half enabled the Redbirds to pull within 41-38 at the break.

**NOTES:** Illinois State's starting backcourt during the season did not play due to injury ... Skip Schaeffbauer broke his leg in the MVC tournament; Jamar Smiley didn't start because of back problems ... Smiley got into the game, but immediately came out writhing in pain and was taken for treatment ... This was Tennessee's first appearance in the NCAA Tournament in nine years ... The Redbirds lost 82-49 to Arizona in the second round.

### VISITORS: Illinois State 25-5

	FG	3PT	FT	O-D-T	PF	TP	A	TO	Bl	St	Min
42 Rico Hill	f 6-23	3-6	7/11	1-2-3	3	22	4	2	0	1	42
44 Dan Muller	f 3-7	2-4	0-0	2-8-10	1	8	3	4	1	1	45
32 LeRoy Watkins	c 6-5	0-0	6-6	2-1-3	2	18	0	2	2	1	25
11 Steve Hansell	g 5-14	1-1	5-5	1-8-9	4	16	6	2	0	1	41
24 Kyle Cartmill	g 3-5	1-1	2-2	1-2-3	4	9	6	0	2	40	
15 Jamar Smiley	0-0	0-0	0-0	0-0-0	1	0	0	0	0	1	
23 Kenneth Pierson	0-2	0-0	0-0	0-3-3	0	0	0	0	0	7	
35 Rob Gibbons	2-4	0-1	5-8	2-4-6	4	9	0	1	0	24	
TEAM					13-4						
Totals	25-60	7-13	25-32	10-31-41	19	82	19	17	3	6	225

TOTAL FG%	1st Half: 12-26 46.2%	2nd Half: 9-28 32.1%	Game: 41.7%
3-Pt. FG%	1st Half: 2-7 71.4%	2nd Half: 3-6 33.3%	Game: 53.8%
F Throw%	1st Half: 9-12 75.0%	2nd Half: 17-24 70.8%	Game: 78.1%

### HOME TEAM: Tennessee 20-9

	FG	3PT	FT	O-D-T	PF	TP	A	TO	Bl	St	Min
03 Rashard Lee	f 4-18	1-8	0-0	5-6-11	1	9	2	0	0	1	27
43 C.J. Black	c 8-12	0-1	2-2	4-2-6	4	18	0	4	1	2	34
40 Torrey Harris	c 3-5	0-0	0-0	2-1-3	5	6	0	0	3	19	
14 Tony Harris	g 1-13	0-6	8-11	0-5-5	2	10	9	2	0	44	
15 Brandon Wharton	g 8-21	4-9	3-3	1-3-4	3	23	3	4	0	1	44
05 Aaron Green	3-5	1-2	0-0	1-1-2	4	7	0	1	0	10	
32 Del Baker	0-1	0-1	2-2	0-0-0	0	2	0	0	0	2	
33 Scott Moore	0-0	0-0	0-0	0-0-0	0	0	0	0	0	8	
34 Vegas Davis	0-2	0-2	0-0	0-2-2	0	0	0	0	0	9	
44 Isiah Victor	2-2	0-0	2-3	2-3-5	3	6	1	2	2	28	
TEAM					5-3-8						
Totals	29-79	6-29	17-21	20-26-46	22	81	15	13	6	10	225

TOTAL FG%	1st Half: 13-37 35.1%	2nd Half: 13-24 35.3%	Game: 36.7%
3-Pt. FG%	1st Half: 5-9 22.2%	2nd Half: 3-16 18.8%	Game: 20.7%
F Throw%	1st Half: 13-14 92.9%	2nd Half: 4-7 57.1%	Game: 81.0%

Officials: Larry Lembo, Jim Haney, Eddie Jackson  
 Technical fouls: none  
 Attendance: 15,284

Score by Periods	1st	2nd	OT	Total
Illinois State	38	34	10	82
Tennessee	41	31	9	81

1999 NCAA East Region — First Round

#13	<b>Delaware</b> (24-6)	<b>52</b>
#4	<b>Tennessee</b> (21-8)	<b>62</b>

March 12, 1999 • Charlotte Coliseum • Charlotte, N.C.

Tennessee's offense was spluttering, but the Vols turned up their defensive pressure to post a 62-52 victory over Delaware. It was the Vols' first NCAA Tournament win in 16 years.

The Vols shot only 33 percent from the field but held Delaware to 30 percent shooting. Forward Mike Pegues did score 23 points for Delaware, but it came on 7-of-23 shooting. Tennessee's perimeter defense held the Blue Hens starting perimeter players to 2-of-13 shooting from 3-point range.

"As long as we play defense like we did today, we have a chance to win, no matter how bad we shoot the ball," Tennessee guard Brandon Wharton said.

Wharton scored all 16 of his points in the second half after missing seven shots in the first half, including an uncontested layup after a steal.

"I just kept telling the players 'Continue to play good defense, and the shots are going to fall. Believe me. Trust me. They're going to fall,'" Tennessee coach Jerry Green said.

Two free throws from Pegues gave Delaware a 20-14 lead with 3:45 left in the first half. Tennessee then reeled off 11 unanswered points to open a 25-20 lead with 35 seconds left in the half. Pegues hit a jumper at the first half buzzer to pull the Blue Hens to within three at the break and then opened the second half with a 3-pointer to tie the game at 25.

Tennessee then got the offense rolling with a layup from Wharton, a 3-pointer from Tony Harris and a C.J. Black dunk. The Vols led 32-25 and never trailed again.

"We were almost too ready to play," Green said. "Survive and advance. That's what it's all about."

**NOTES:** Tennessee's win snapped Delaware's 13-game winning streak ... Delaware's point total and field-goal percentage were its lowest of the season ... Delaware won the America East Conference Tournament to earn its bid to the NCAA Tournament.

VISITORS: Delaware 24-6

	FG	3PT	FT	O-D-T	PF	TP	A	TO	Bl	St	Min
05 Mike Pegues	f 7-23	0-1	9-14	3-7-10	2	23	2	6	0	2	33
13 Kestutis Marci	f 2-8	0-5	2-2	1-2-5	2	6	1	2	0	1	26
10 John Bennett	c 2-6	0-0	1-2	7-7-14	4	5	0	3	2	0	33
15 John Gordon	g 3-9	1-5	0-0	1-4-5	5	7	4	1	0	1	39
03 Tyrone Perry	g 3-6	1-3	0-2	0-1-1	2	7	0	1	0	2	26
23 Madou Diouf	1-3	0-0	0-0	0-0-0	1	2	0	0	0	0	24
24 Greg Miller	0-2	0-1	2-2	0-0-0	1	2	0	1	0	0	19
TEAM				4-6-10							3
Totals	18-57	2-15	14-22	16-27-45	17	52	7	17	2	6	200

TOTAL FG%	1st Half: 5-22 22.7%	2nd Half: 12-35 34.3%	Game: 29.8%
3-Pt. FG%	1st Half: 0-4 0.0%	2nd Half: 1-11 9.1%	Game: 6.7%
F Throw%	1st Half: 8-11 72.7%	2nd Half: 5-8 62.5%	Game: 68.4%

HOME TEAM: Tennessee 21-8

	FG	3PT	FT	O-D-T	PF	TP	A	TO	Bl	St	Min
22 Vincent Yarbrough	f 1-4	0-1	4-4	2-2-4	2	6	1	2	1	0	21
43 C.J. Black	f 2-7	0-1	5-6	4-3-7	2	9	2	2	0	1	26
40 Torrey Harris	c 0-0	0-0	0-0	1-2-3	3	0	0	1	0	0	14
14 Tony Harris	g 3-8	2-5	2-2	0-1-1	0	10	1	6	0	3	37
15 Brandon Wharton	g 5-18	1-5	5-6	2-5-7	4	16	4	2	2	0	39
44 Isiah Victor	7-15	0-1	0-1	5-9-14	4	14	0	2	2	0	25
03 Rashard Lee	1-4	0-2	2-4	0-4-4	2	4	0	2	0	2	21
55 Charles Hathaway	1-2	0-0	1-2	0-2-2	3	3	0	2	1	0	16
34 Vegas Davis	0-1	0-1	0-0	0-0-0	0	0	0	0	0	0	2
32 Del Baker	0-1	0-1	0-0	0-0-0	0	0	0	0	0	0	1
TEAM				1-4-5							4
Totals	20-61	3-17	19-25	15-32-47	21	62	8	19	5	7	200

TOTAL FG%	1st Half: 9-33 27.3%	2nd Half: 11-28 39.3%	Game: 32.8%
3-Pt. FG%	1st Half: 1-11 9.1%	2nd Half: 2-6 33.3%	Game: 17.6%
F Throw%	1st Half: 6-11 54.5%	2nd Half: 13-14 92.9%	Game: 76.0%

Officials: Dave Libbey, Jerry Petro, Paul Janssen  
 Technical fouls: None  
 Attendance:

Score by Periods	1st	2nd	Total
Delaware	22	30	52
Tennessee	25	37	62

1999 NCAA East Region — Second Round

#9	<b>SW Missouri State</b> (22-10)	<b>81</b>
#4	<b>Tennessee</b> (21-9)	<b>51</b>

March 14, 1999 • Charlotte Coliseum • Charlotte, N.C.

Poor shooting proved costly for the Vols as Southwest Missouri State gave Tennessee its worst loss ever in NCAA Tournament action with an 81-51 final.

Tennessee shot 29.5 percent from field and hit only 6-of-29 3-point attempts for 20.7 percent.

"Their defense didn't give us many open looks," forward Isiah Victor said. "And when they did, we weren't making those shots either, so it really didn't matter."

Southwest Missouri State, on the other hand, shot 51.9 percent from the field and hit 9-of-22 3-pointers. It was a 3-pointer at the end of the first half that seemed to douse all hopes of a Vol victory. Ken Stringer banked in a 25-footer at the buzzer to give the Bears a 36-26 halftime lead.

Southwest Missouri then opened the second half by scoring on nine of its first 10 possessions. The lead expanded to 58-33 with 12:38 to play.

"I'd say they played a perfect ball game," Tennessee coach Jerry Green said. "The more shots they hit, the more confident they got and the less we got. It seemed all the basketball gods were on their side and not on ours."

Tennessee never led in the game, as the Bears jumped out to a 9-2 lead 3:10 into the game. The Bears got two easy buckets off of Tennessee turnovers caused by a full-court press. It was all uphill from there.

**NOTES:** Southwest Missouri State lost to Duke in the Regional Semifinals ... Southwest Missouri State won the Missouri Valley Conference to earn its trip to the NCAA Tournament ... A Missouri Valley Conference team (Illinois State) also eliminated the Vols from the 1998 NCAA Tournament.

VISITORS: SW Missouri State 22-10

	FG	3PT	FT	O-D-T	PF	TP	A	TO	Bl	St	Min
05 Ken Stringer	f 4-7	2-2	0-1	0-5-5	0	10	2	0	1	0	28
23 Ron Bruton	f 5-5	0-0	2-2	1-4-5	3	12	1	1	1	4	29
32 Danny Moore	c 8-14	2-2	7-9	2-6-8	1	25	1	1	1	0	34
12 William Fontiero	g 1-5	0-2	4-7	0-2-2	3	6	4	1	1	1	30
24 Kevin Ault	g 5-11	2-8	2-2	1-5-6	2	14	5	3	0	1	31
03 Paul Murans	1-2	1-1	0-0	0-1-1	0	3	0	0	0	0	2
04 Brandon Miller	0-0	0-0	0-0	0-0-0	0	0	0	0	0	0	4
10 Ryan Bettenhaus	0-0	0-0	0-0	0-0-0	0	0	0	0	0	0	8
20 Scott Brakebill	0-0	0-0	0-0	0-4-4	2	4	0	0	0	0	9
21 Eric Jud	1-3	0-2	1-1	1-0-1	0	3	1	0	0	0	2
25 Butch Tshomba	0-1	0-1	0-0	0-0-0	0	0	0	0	0	0	2
33 Allen Phillips	3-5	2-4	0-2	0-2-2	1	8	3	0	0	0	15
50 Matt Reuter	0-1	0-0	0-0	1-0-1	1	0	0	0	0	1	6
TEAM				1-1-2							1
Totals	28-54	9-22	6-24	7-30-37	13	81	17	6	4	7	200

TOTAL FG%	1st Half: 13-25 52.0%	2nd Half: 15-29 51.7%	Game: 51.9%
3-Pt. FG%	1st Half: 5-12 41.7%	2nd Half: 4-10 40.0%	Game: 40.9%
F Throw%	1st Half: 3-9 55.6%	2nd Half: 11-15 73.3%	Game: 66.7%

HOME TEAM: Tennessee 21-9

	FG	3PT	FT	O-D-T	PF	TP	A	TO	Bl	St	Min
22 Vincent Yarbrough	f 1-7	0-4	4-4	2-4-6	3	6	0	1	0	0	23
40 Torrey Harris	f 0-0	0-0	0-0	1-0-1	2	0	0	0	0	0	1
43 C.J. Black	c 1-6	0-1	2-4	2-1-3	2	4	0	1	1	0	22
14 Tony Harris	g 2-11	2-10	0-0	0-1-1	3	6	4	5	0	0	33
15 Brandon Wharton	g 5-16	1-6	0-0	0-3-3	3	11	2	1	0	0	32
03 Rashard Lee	2-4	1-2	2-2	1-2-2	2	7	0	2	0	0	20
05 Aaron Green	0-0	0-0	0-0	0-0-0	0	0	0	0	0	0	1
32 Del Baker	0-3	0-1	0-0	2-1-3	0	3	0	0	1	0	13
34 Vegas Davis	1-3	1-3	0-0	1-1-2	0	3	0	0	1	0	21
44 Isiah Victor	5-8	1-2	0-0	4-4-8	4	11	2	0	2	0	21
55 Charles Hathaway	1-3	0-0	1-2	0-4-4	2	3	0	1	0	1	17
TEAM				2-3-5							2
Totals	18-61	6-29	9-12	15-24-39	21	8	13	2	2	2	200

TOTAL FG%	1st Half: 10-30 33.3%	2nd Half: 8-31 25.8%	Game: 29.5%
3-Pt. FG%	1st Half: 3-13 23.1%	2nd Half: 3-16 18.8%	Game: 20.7%
F Throw%	1st Half: 3-6 50.0%	2nd Half: 6-6 100.0%	Game: 75.0%

Officials: Dave Libbey, Gene Monje, Bob Sitor  
 Technical fouls: None  
 Attendance: 20,172

Score by Periods	1st	2nd	Total
SW Missouri State	36	45	81
Tennessee	26	25	51

2000 NCAA South Region — First Round

#13	<b>Louisiana-Lafayette</b> (25-9)	<b>58</b>
#4	<b>Tennessee</b> (25-6)	<b>63</b>

March 17, 2000 • Birmingham-Jefferson Civic Center • Birmingham, Ala.

Tony Harris made two free throws with 10.8 seconds to play to help Tennessee seal a 63-58 victory over Louisiana-Lafayette.

Louisiana-Lafayette cut UT's lead to two at 60-58 on Brett Smith's jumper with 45 seconds to play. With the shot clock running down, Harris made a move to the basket and appeared to turn the ball over to Smith. But Smith was called for a reach-in foul that sent Harris to the line with 15 seconds to play. He missed the front end of the one-and-one, Ron Slay got the rebound and was flagrantly fouled by Smith with 13 seconds to go, allowing Tennessee to keep the ball after the free throws.

Slay missed both free throws, and UT in-bounded the ball to Harris, who was quickly fouled. Harris hit both shots to seal the victory.

Tennessee trailed most of the game. The Vols were down 48-42 with just under 10 minutes left to play. Slay, a freshman from Nashville, then got the Vols' offense rolling. Slay scored 11 of his 15 points in the final 8:15, including a coast-to-coast drive that he converted into a three-point play. Slay's drive cut what had been a six-point Louisiana-Lafayette lead to 48-45 with 8:15 remaining.

"When Ron took it all the way, I felt we had 'Mo' (momentum) back on our side and had it going the right direction," UT coach Jerry Green said.

Slay's 8-footer inside the Cajuns' variation of a 2-3 zone defense broke a 54-54 tie at the 4:07 mark. He hit a similar shot to make it 60-56, Vols, with 1:48 to play.

"We struggled offensively, but our defense kept us in the game," Green said. "We did just exactly what we had to do down the stretch to win the game."

Harris and Slay led Tennessee with 15 points each. C.J. Black added 14 while shooting 10-of-10 from the foul line, and Vincent Yarbrough scored 11. Lonnie Thomas led the Cajuns with 19 points.

**NOTES:** Louisiana-Lafayette earned its bid to the NCAA Tournament by winning the Sun Belt Conference.

VISITORS: Louisiana-Lafayette 25-9

	FG	3PT	FT	O-D-T	PF	TP	A	To	Bl	St	Min
30 Lonnie Thomas	f	9-16	0-0	1-1	3-2-5	5	19	1	4	1	25
52 Reggie DeGray	f	2-3	0-1	0-0	0-0-0	5	4	1	2	0	11
42 Brett Smith	c	2-4	0-0	2-3	7-3-10	3	6	0	1	1	33
13 Billy Jones	g	1-8	1-3	0-0	1-6-7	2	3	1	3	0	28
22 Blane Harmon	g	1-5	1-5	0-0	0-0-0	4	3	2	0	0	19
23 Orlando Butler	g	5-13	2-9	0-0	2-4-6	1	12	3	0	0	33
01 Jarret Evans	1-2	1-2	0-0	0-0-0	0	3	0	0	0	0	5
05 Kenneth Lawrence	0-6	0-2	0-0	1-4-5	1	0	6	3	0	0	27
32 Darryl Robins	0-1	0-0	0-0	0-2-0	0	0	0	0	0	0	3
33 Shea Whiting	1-3	0-0	2-4	1-2-3	2	4	0	1	0	0	7
41 Derrick Warren	0-0	0-0	0-0	0-0-0	0	0	0	0	0	0	1
45 Kendall Regis	2-2	0-0	0-0	2-0-2	2	4	1	1	0	0	9
TEAM				1-0-1							
Totals	24-63	5-22	5-8	18-23-41	25	58	15	15	1	4	200

TOTAL FG%	1st Half: 11-31 35.5%	2nd Half: 13-33 39.4%	Game: 38.1%
3-Pt. FG%	1st Half: 4-13 30.8%	2nd Half: 1-10 10.0%	Game: 22.7%
F Throw%	1st Half: 3-6 50.0%	2nd Half: 2-2 100.0%	Game: 62.5%

HOME TEAM: Tennessee 25-6

	FG	3PT	FT	O-D-T	PF	TP	A	To	Bl	St	Min
22 Vincent Yarbrough	f	3-8	3-7	2-3	1-6-7	2	11	1	2	1	38
44 Isaiah Victor	f	1-3	0-2	2-2	0-6-6	3	4	0	1	2	19
43 C.J. Black	c	2-4	0-1	10-10	1-1-2	2	14	0	2	2	34
14 Tony Harris	g	4-14	2-8	5-7	1-2-3	2	15	3	2	0	37
42 Jon Higgins	g	1-6	1-5	1-2	2-0-2	1	4	3	0	0	33
05 Harris Walker	0-3	0-2	0-0	0-0-0	0	0	0	0	1	0	7
12 Marcus Haislip	0-0	0-0	0-0	0-0-0	0	0	0	0	1	0	3
31 Terrence Woods	0-5	0-5	0-0	1-1-2	1	0	0	1	0	0	5
35 Ron Slay	6-8	0-0	3-5	2-2-4	2	15	0	1	1	0	18
55 Charles Hathaway	0-0	0-0	0-0	0-0-0	1	0	0	1	0	0	6
TEAM				4-1-5							
Totals	17-51	6-30	23-29	12-19-31	14	63	7	12	6	5	200

TOTAL FG%	1st Half: 6-23 26.1%	2nd Half: 11-30 36.7%	Game: 33.3%
3-Pt. FG%	1st Half: 3-13 23.1%	2nd Half: 3-17 17.6%	Game: 20.0%
F Throw%	1st Half: 11-13 84.6%	2nd Half: 12-16 75.0%	Game: 79.3%

Officials: David Libbey, Mark Reischling, Tom Gabutero  
 Technical fouls: UL-DeGray, Harmon, Whiting, UT-Harris, Hathaway  
 Attendance: 11,061

Score by Periods	1st	2nd	Total
Louisiana-Lafayette	29	29	58
Tennessee	26	37	63

2000 NCAA South Region — Second Round

#5	<b>Connecticut</b> (25-10)	<b>51</b>
#4	<b>Tennessee</b> (26-6)	<b>65</b>

March 19, 2000 • Birmingham-Jefferson Civic Center • Birmingham, Ala.

Tennessee capitalized on an ankle injury that limited Connecticut point guard Khalid El-Amin to one basket in 13 minutes and posted a 65-51 victory. The Vols made school history by winning two games in the NCAA Tournament for the first time.

The Vols trailed only once, at 4-2, and had the upper hand, 32-22 by halftime. The Huskies cut a 12-point deficit to 38-34 when El-Amin hit his only basket, a 3-pointer, with 13:36 to play.

Vol freshman Jon Higgins answered with his own 3-pointer 14 seconds later, igniting a 16-4 run that put the game away.

Connecticut went 6:15 without scoring during the major portion of that stretch, missing six consecutive shots and turning the ball over twice.

One was a Higgins steal and break-away that ended up being juggled and dishes to Vincent Yarbrough for a dunk and subsequent free throw. The three-point play restored the margin to 44-34.

Tony Harris led the Vols with 18 points and shot 9-of-12 from the foul stripe. Yarbrough got 11 of his 14 in the first half, helping shoot the Huskies out of a zone defense with three 3-pointers. C.J. Black added 13 points, 10 in the second half, as UT penetrated UConn's defense for dunks and free throws.

The Vol defense also stood tall by converting seven steals into 14 points and holding the Huskies to 38.6 percent shooting. UT shot 44.7 percent from field which was up from 33.3 percent in the first round victory.

"We played awfully good," Tennessee coach Jerry Green said. "That could have been as good as we played all year. Time and again, making the extra pass - or passes - produced good looks against the UConn defense."

Albert Mouring scored 17 points to lead the Huskies, and El-Amin was limited to three points, 13 below his season average.

**NOTES:** The 51 points was a season-low for the Huskies ... Connecticut was the defending NCAA champion, having won the 1999 NCAA Tournament with a 77-74 title-game victory over Duke.

VISITORS: Connecticut 25-10

	FG	3PT	FT	O-D-T	PF	TP	A	To	Bl	St	Min
33 Kevin Freeman	f	6-9	0-0	2-2	2-5-7	3	14	0	4	0	29
04 Ajou Deng	f	0-3	0-0	0-0	0-0-0	0	0	0	0	0	11
43 Jake Voskuhl	c	1-2	0-0	0-0	3-6-9	4	2	1	1	0	39
23 Albert Mouring	g	7-18	3-8	0-0	0-3-3	2	17	0	1	0	38
42 Khalid El-Amin	g	1-2	1-2	0-0	0-2-2	0	3	1	0	0	13
20 Justin Brown	0-0	0-0	0-0	0-0-0	0	0	0	0	0	0	1
32 Tony Robertson	1-7	0-1	0-0	0-1-1	4	2	2	3	0	0	33
34 Suleymane Wane	4-8	0-0	0-0	4-3-7	2	8	2	0	1	0	22
05 Beau Archibald	0-0	0-0	0-0	0-0-0	0	0	0	0	0	0	1
10 Marcus Cox	0-3	0-1	0-0	0-0-0	0	0	0	0	0	0	6
51 Edmund Saunders	2-3	0-0	1-2	2-1-3	1	5	0	2	1	0	18
55 Doug Wrenn	0-2	0-0	0-0	0-1-1	2	0	0	3	0	1	9
TEAM				3-1-4							
Totals	22-57	4-12	3-4	14-23-37	20	51	4	15	1	1	200

TOTAL FG%	1st Half: 10-28 35.7%	2nd Half: 12-29 41.4%	Game: 38.6%
3-Pt. FG%	1st Half: 1-6 16.7%	2nd Half: 3-6 50.0%	Game: 33.3%
F Throw%	1st Half: 1-2 50.0%	2nd Half: 2-2 100.0%	Game: 75.0%

HOME TEAM: Tennessee 26-6

	FG	3PT	FT	O-D-T	PF	TP	A	To	Bl	St	Min
22 Vincent Yarbrough	f	5-9	3-6	1-1	0-3-3	3	14	4	0	1	34
44 Isaiah Victor	f	0-2	0-0	1-2	2-2-4	0	1	1	1	0	15
43 C.J. Black	c	5-9	0-1	3-5	2-3-5	1	13	0	1	0	30
14 Tony Harris	g	4-11	1-4	9-12	0-1-1	3	18	2	2	0	35
42 Jon Higgins	g	3-9	3-6	0-0	0-4-4	0	9	4	0	0	27
31 Terrence Woods	0-0	0-0	0-0	0-0-0	0	0	0	0	0	0	2
35 Ron Slay	3-6	0-0	2-3	1-3-4	1	8	1	8	2	2	29
05 Harris Walker	1-1	0-0	0-0	0-1-1	0	2	3	1	0	1	10
55 Charles Hathaway	0-0	0-0	0-0	0-0-0	1	0	0	2	0	0	8
TEAM				1-3-4							
Totals	21-47	7-17	16-23	6-20-26	9	65	15	8	3	7	200

TOTAL FG%	1st Half: 11-24 45.8%	2nd Half: 10-23 43.5%	Game: 44.7%
3-Pt. FG%	1st Half: 6-13 46.2%	2nd Half: 1-4 25.0%	Game: 41.2%
F Throw%	1st Half: 4-8 50.0%	2nd Half: 12-15 80.0%	Game: 69.6%

Officials: David Libbey, Mark Reischling, Art McDonald.  
 Technical fouls: None  
 Attendance: 16,108

Score by Periods	1st	2nd	Total
Connecticut	22	29	51
Tennessee	32	33	65

**2000 NCAA South Region — Regional Semifinal**

#8	<b>North Carolina</b> (21-13)	<b>74</b>
#4	<b>Tennessee</b> (26-7)	<b>69</b>
<i>March 24, 2000 • Frank Erwin Center • Austin, Texas</i>		

Ed Cota spurred a late second-half comeback, then he and freshmen Joseph Forte and Julius Peppers hit six straight free throws in the final 34.9 seconds, giving North Carolina a 74-69 victory over Tennessee in the South Regional semifinals.

The Tar Heels' winning rally kicked into top gear when Forte drilled a 3-pointer and Jason Capel hit a layup to get the Tar Heels within 64-63. Cota made a running jumper in the lane and then hit another floater to make it 66-64 with 2:00 left. Tennessee's scoring drought, which left the Vols without a field goal since 7:15, ended with 13.6 seconds left when Tony Harris made his first basket of the night, a 3-pointer.

"I thought for about 35 minutes, we played awfully well," Tennessee coach Jerry Green said. "Then we started trying to make hard plays, and it wasn't just one person, it was about four or five different people. And while we were making hard plays, they were making baskets."

Tennessee got off to a slow start as North Carolina led by seven early. Then, the Vols' speed and athleticism carried them to a 22-7 run and a nine-point lead. Capel kept the Tar Heels close by scoring the last five points of the first half, pulling North Carolina to within 39-36.

"I can't really put it into words," Vincent Yarbrough said of the loss. "I thought we had the game won, but they just out-played us in the last four minutes. We came out of the last timeout and still thought we had the game, but they made some shots and that was the game."

C.J. Black led the Volunteers with 17 points, Yarbrough had 13 and Ron Slay added 12. Isiah Victor had 11. Forte scored a game-high 22 for the Tar Heels, while Brendan Haywood and Cota each scored 11, followed by Kris Lang with 10.

**NOTES:** North Carolina defeated Tulsa 74-69 in the Regional Finals to advance to the Final Four ... The Tar Heels then lost to Florida, 59-71, in the national semifinals in Indianapolis.

<b>VISITORS: North Carolina 21-13</b>		<b>REBS</b>	
	<b>FG 3PT FT</b>	<b>O-D-T PF TP</b>	<b>A TO BI St Min</b>
25 Jason Capel	f 3-9 1-2 2-2	1-4-5 1 9	5 2 0 2 38
42 Kris Lang	f 5-12 0-0 0-0	3-0-3 3 10	0 2 2 1 28
00 Brendan Haywood	c 5-10 0-0 1-4	1-4-5 5 11	0 3 4 0 26
40 Joseph Forte	g 8-13 2-5 4-4	1-4-5 2 22	2 3 1 1 36
05 Ed Cota	g 4-9 0-1 3-5	1-6-7 4 11	5 2 0 1 39
21 Terrence Newby	0-0 0-0 0-0	0-0-0 0 0	0 0 0 0 1
24 Max Owens	2-2 1-1 0-0	0-0-0 0 5	0 1 0 1 12
45 Julius Peppers	2-3 0-0 2-2	3-3-6 4 6	0 1 2 0 20
TEAM		0-3-3	
Totals	29-58 4-9 12-17	10-24-34 19	74 12 14 9 6 200

TOTAL FG%	1st Half: 15-32 45.9%	2nd Half: 14-26 53.8%	Game: 50.0%
3-Pt. FG%	1st Half: 3-7 42.9%	2nd Half: 1-2 50.0%	Game: 44.4%
F Throw%	1st Half: 3-4 75.0%	2nd Half: 9-13 69.2%	Game: 70.6%

<b>HOME TEAM: Tennessee 26-7</b>		<b>REBS</b>	
	<b>FG 3PT FT</b>	<b>O-D-T PF TP</b>	<b>A TO BI St Min</b>
22 Vincent Yarbrough	f 4-11 1-5 4-4	2-1-3 3 13	3 2 0 1 38
44 Isiah Victor	f 3-8 1-1 4-6	1-3-4 2 11	1 5 2 3 21
43 C.J. Black	c 6-7 1-1 4-4	1-4-5 4 17	0 1 1 1 21
14 Tony Harris	g 1-10 1-6 1-2	2-2-4 3 4	4 2 0 0 32
42 Jon Higgins	g 3-7 2-5 0-0	1-3-4 1 8	0 0 0 0 35
35 Ron Slay	4-11 0-3 4-4	2-5-7 1 12	1 3 1 2 24
05 Harris Walker	0-3 0-0 2-2	1-2-3 0 2	1 0 0 1 17
55 Charles Hathaway	0-2 0-0 2-2	3-1-4 3 2	1 1 0 1 12
TEAM		2-2-4	
Totals	21-59 6-21 21-24	15-23-38 17	69 11 14 4 9 200

TOTAL FG%	1st Half: 13-32 40.6%	2nd Half: 8-27 29.6%	Game: 35.6%
3-Pt. FG%	1st Half: 4-10 40.0%	2nd Half: 2-11 18.2%	Game: 28.6%
F Throw%	1st Half: 9-10 90.0%	2nd Half: 12-14 85.7%	Game: 87.5%

Officials: David Hall, Bob Donato, Mike Kitts  
 Technical fouls: None  
 Attendance: 16,371

<b>Score by Periods</b>	<b>1st</b>	<b>2nd</b>	<b>Total</b>
North Carolina	36	38	74
Tennessee	39	30	69

**2001 NCAA Midwest Region — First Round**

#9	<b>Charlotte</b> (22-10)	<b>70</b>
#8	<b>Tennessee</b> (22-11)	<b>63</b>
<i>March 16, 2001 • University of Dayton Arena • Dayton, Ohio</i>		

Poor shooting in the second half was too much for Tennessee to overcome, as the Vols fell 70-63 to Charlotte in the first round of the NCAA Tournament.

The Vols finished the game shooting 42 percent from the field but shot only 31 percent in the second half. The Vols also hit only 1-of-7 free-throw attempts and 1-of-11 3-point attempts in the second half. Free-throw shooting plagued the Vols the entire game as they made only 7-of-18. The Vols missed four free throws late in the second half, including the front-end of two one-and-ones.

"We just couldn't make a shot," UT head coach Jerry Green said. "From a coach's perspective, it's frustrating and you feel like you missed an opportunity. But again, those same guys are the ones over the last several years who have made those free throws."

Tennessee opened the game by hitting 10 of its first 17 shots to take a 26-18 lead. Foul trouble proved costly though, and Charlotte was able to come back and tie the game at 43 at the half.

The opening of the second half was the mirror opposite of the first half. The Vols scored only four points in the first 10:30 of the second half and were down 52-50 after a 3-point shot by Jon Higgins with 9:20 to play.

By that point, Tennessee had hit only two of 12 shots in the half while committing nine turnovers.

Charlotte eventually opened up a 59-50 lead with 6:59 to play. The Vols battled back and had the ball down 66-63 with just under 40 seconds left in the game. Tony Harris' 3-point attempt was off the mark, and the 49ers got the rebound. Jobey Thomas made four free throws in the final 24 seconds to seal the victory for Charlotte.

**NOTES:** Tennessee was seeded eighth and Charlotte was the No. 9 seed ... Charlotte lost to No. 1 seeded Illinois in the second round ... UT fell to 8-14 all-time in the NCAA Tournament ... The Vols made their first appearance in the Midwest Region ... UT's 191 blocked shots on the season ranked second all-time in school history.

<b>VISITORS: Charlotte 22-10</b>		<b>REBS</b>	
	<b>FG 3PT FT</b>	<b>O-D-T PF TP</b>	<b>A TO BI St Min</b>
01 James Zimmerman	f 3-6 2-3 0-4	2-4-6 3 8	0 2 0 0 24
05 Rodney White	f 5-16 0-3 2-2	3-6-9 3 12	2 0 0 0 28
03 KenKay Jones	c 1-4 0-0 0-0	0-7-7 5 2	0 1 2 1 21
21 Diego Guevara	g 2-9 1-6 3-3	1-2-3 0 8	1 1 0 1 31
31 Jobey Thomas	g 3-9 2-7 4-4	0-0-0 0 12	0 3 0 2 28
11 Cam Stephens	2-5 0-0 4-4	4-1-5 4 8	1 1 0 1 19
17 Demon Brown	3-7 3-7 0-0	0-2-2 0 9	1 3 0 0 22
13 Jermaine Williams	0-0 0-0 2-2	2-2-4 2 2	0 1 0 0 11
54 Butner Johnson	4-6 0-1 1-4	3-5-8 3 9	0 1 0 0 16
TEAM		1-2-3	
Totals	23-62 8-27 16-23	16-31-47 20	70 5 14 2 5 200

TOTAL FG%	1st Half: 13-32 40.6%	2nd Half: 10-30 33.3%	Game: 37.1%
3-Pt. FG%	1st Half: 5-14 35.7%	2nd Half: 3-13 23.1%	Game: 29.6%
F Throw%	1st Half: 12-17 70.6%	2nd Half: 4-6 66.7%	Game: 69.6%

<b>HOME TEAM: Tennessee 22-11</b>		<b>REBS</b>	
	<b>FG 3PT FT</b>	<b>O-D-T PF TP</b>	<b>A TO BI St Min</b>
22 Vincent Yarbrough	f 5-9 1-4 1-3	1-9-10 4 12	3 2 1 1 31
35 Ron Slay	f 3-8 0-2 2-7	2-4-6 4 8	2 4 0 0 21
44 Isiah Victor	c 4-9 0-1 0-1	3-4-7 4 8	2 1 0 0 19
14 Tony Harris	g 2-4 0-2 0-0	0-0-0 2 4	0 1 0 1 20
42 Jon Higgins	g 2-5 1-4 2-2	0-0-0 2 7	0 1 0 1 35
02 Jenis Grindstaff	0-3 0-2 0-0	0-0-0 0 0	0 0 0 0 7
05 Harris Walker	0-2 0-0 0-1	0-1-1 3 0	4 2 0 3 15
12 Marcus Haislip	4-10 1-3 1-1	1-3-4 1 10	2 2 0 0 24
31 Terrence Woods	3-7 3-7 0-0	1-3-4 2 9	3 0 0 0 14
55 Charles Hathaway	2-3 0-0 1-3	1-4-5 1 5	0 1 0 0 14
TEAM		2-0-2	
Totals	25-60 6-25 7-18	11-28-39 23	63 16 14 1 6 200

TOTAL FG%	1st Half: 16-31 51.6%	2nd Half: 9-29 31.0%	Game: 41.7%
3-Pt. FG%	1st Half: 5-14 35.7%	2nd Half: 1-11 9.1%	Game: 24.0%
F Throw%	1st Half: 6-11 54.5%	2nd Half: 1-7 14.3%	Game: 38.9%

Officials: David Hall, Frank Bosone, Ruben Ramos  
 Technical fouls: None  
 Attendance: 13,009

<b>Score by Periods</b>	<b>1st</b>	<b>2nd</b>	<b>Total</b>
Charlotte	43	27	70
Tennessee	43	20	63



# 2013-14 ONLINE RECORD BOOK SUPPLEMENT

## 2006 Washington D.C. Region — First Round

#15	<b>Winthrop</b> (23-8)	<b>61</b>
#2	<b>Tennessee</b> (22-7)	<b>63</b>

March 16, 2006 • Greensboro Coliseum • Greensboro, N.C.

Dane Bradshaw found a streaking Chris Lofton with an inbound pass with 2.9 seconds left, and Lofton buried a jumper over Winthrop's Torrell Martin to give Tennessee a 63-61 victory to advance to the second round of the Washington D.C. Regional.

"It was a good look, but he was all up on me," Lofton said. "It still felt good."

The frantic finish capped a heart-pounding game that featured nine ties and eight lead changes, the final one coming on Lofton's shot. His were the only points in the final 2:42, as both teams squandered chances to advance to the second round.

"It was a real gut check for both teams," UT head coach Bruce Pearl said. "Both teams were physically exhausted at the end of that game."

The Vols had a couple of opportunities in the final seconds. Point guard C.J. Watson missed a 3-pointer, but Tennessee retained possession when Bradshaw chased down a long rebound on the other end of the court. Pearl called a timeout to set up the play, with Bradshaw throwing it in.

The first option was for a lob pass to 6-foot-7 Andre Patterson, but when he was covered, Bradshaw looked for Lofton.

"I thought they were going to come to me the whole time, unless we got an easy shot, of course," Lofton said.

His was anything but, and after it went in with four-tenths of a second on the clock, the Tennessee players mobbed Watson. Winthrop coach Gregg Marshall used his final timeout, and James Shuler's long pass bounced off the backboard to Craig Bradshaw. Bradshaw's shot clanged off the rim, allowing the Volunteers to hang on.

The Volunteers survived despite its All-SEC backcourt of Watson and Lofton shooting a combined 8-of-24 from the field and 3-of-15 from 3-point range. It was Tennessee's frontcourt of Major Wingate and Patterson that carried the Vols. Wingate had a team-high 15 points, and Patterson had a double-double with 12 points and 11 rebounds.

"You can definitely make the case that this was good for us, the way it turned out," Dane Bradshaw said. "Coach says the teams we play obviously will continue to get better, but the situation we were in won't get any tougher."

VISITORS: Winthrop 23-8				REBS								
	FG	3PT	FT	O-D-T	PF	TP	A	TO	Bl	St	Min	
00 James Shuler	f	4-12	1-3	1-3	1-5	6	10	3	1	0	35	
33 Phillip Williams	f	1-2	1-1	3-4	1-0	1	4	6	1	1	23	
05 Craig Bradshaw	c	5-17	1-8	1-2	2-5	3	12	3	4	2	37	
10 Chris Gaynor	g	4-7	2-4	0-0	0-3	3	10	4	0	0	33	
12 Torrell Martin	g	5-11	2-7	2-3	8-5	13	14	1	5	0	34	
11 Michael Jenkins	1-4	0-1	0-0	0-0	0-1	2	1	0	0	1	11	
22 Otis Daniels	1-2	0-0	3-4	2-0	2	1	5	0	1	0	14	
24 De'Andre Adams	0-0	0-0	0-0	0-1	1	0	1	0	2	0	7	
31 Taj McCullough	1-1	0-0	0-1	1-1	2	2	0	0	0	0	6	
TEAM											1	
Totals		22-56	7-24	10-17	15-20	35	15	61	14	15	3	200

TOTAL FG%	1st Half: 12-28 42.9%	2nd Half: 10-28 35.7%	Game: 39.3%
3-Pt. FG%	1st Half: 4-12 33.3%	2nd Half: 3-12 25.0%	Game: 29.2%
F Throw %	1st Half: 6-10 60.0%	2nd Half: 4-7 57.1%	Game: 58.8%

HOME TEAM: Tennessee 22-7				REBS								
	FG	3PT	FT	O-D-T	PF	TP	A	TO	Bl	St	Min	
22 Andre Patterson	f	6-7	0-0	0-0	3-8	11	4	12	2	3	2	20
23 Dane Bradshaw	f	1-4	0-1	3-5	0-3	2	5	2	0	1	2	28
01 Major Wingate	c	5-8	0-0	3-6	2-4	6	15	1	2	3	30	
05 Chris Lofton	g	5-14	2-9	0-0	2-0	2	12	2	1	0	31	
32 C.J. Watson	g	3-10	1-6	2-2	0-0	0	4	9	2	3	0	27
02 JaJuan Smith	2-5	2-4	0-0	0-1	2	6	0	0	0	0	16	
03 Stanley Asummu	1-2	0-0	0-1	2-5	7	0	2	2	3	0	22	
15 Jordan Howell	1-3	0-1	0-0	1-1	2	0	2	1	1	0	14	
34 Ryan Caldwell	0-0	0-0	0-0	0-0	0	0	0	0	0	0	3	
TEAM											1-0-1	
Totals		24-53	5-21	10-14	11-22	33	15	63	12	13	6	200

TOTAL FG%	1st Half: 15-28 53.6%	2nd Half: 9-25 36.0%	Game: 45.3%
3-Pt. FG%	1st Half: 4-12 33.3%	2nd Half: 1-9 11.1%	Game: 23.8%
F Throw %	1st Half: 2-2 100%	2nd Half: 8-12 66.7%	Game: 71.4%

Officials: Mike Kitts, Sid Rodeheffer, Wally Rutecki  
 Technicals: None  
 Attendance: 22,073

Score by Periods	1st	2nd	Total
Winthrop	34	27	61
Tennessee	36	27	63

## 2006 Washington D.C. Region — Second Round

#7	<b>Wichita State</b> (26-8)	<b>80</b>
#2	<b>Tennessee</b> (22-8)	<b>73</b>

March 18, 2006 • Greensboro Coliseum • Greensboro, N.C.

Wichita State went on a 7-0 run to break a 65-41 tie and the Shockers never looked back, defeating Tennessee 80-73 to advance to the Sweet Sixteen in Washington D.C.

Karon Bradley hit a short jumper to break the tie, and on the next possession, with the shot clock winding down, P.J. Cousinard stepped back and launched a straightaway 3-pointer that swished through the net giving the Shockers a lead they wouldn't relinquish. Wichita State advanced to the NCAA Tournament's round of 16 for the first time in 25 years.

Chris Lofton - who hit a last-second shot to beat Winthrop 63-61 in the first round - and eventual NBA point guard C.J. Watson each scored 20 points to lead the Volunteers. Major Wingate finished with 15 points, seven rebounds and five blocks.

"We'll be back," Pearl said. "I'm very, very proud of these young men. I can't tell you how many people have written or called and said how much they enjoyed this basketball team. This Tennessee basketball team will go down as one of the all-time best, and this was the group that got it started."

Tennessee led 63-58 on a pair of free throws from Watson with 5:42 left, but the Shockers rallied to tie it at 63 on a 3-pointer from Sean Ogirri.

After the teams traded baskets, Bradley drained a jumper from just outside the lane for a 67-65 lead with 2:12 left. Cousinard followed with the stepback 3-pointer over Dane Bradshaw for a 70-65 lead with 1:05 left.

Ogirri closed the spurt with two free throws for a 72-65 lead with 50.5 seconds left. Tennessee twice cut the deficit to three points in the final seconds. But the Vols got no closer, as Wichita State went 8-for-10 at the foul line in the final minute to seal it.

"I think we were in a position where we had them where we wanted them," said Bradshaw, who had two points and three steals. "I guess we just didn't execute. I'm not sure really what happened."

NOTES: Wichita State lost to eventual Final Four participant George Mason 63-55 in the Sweet Sixteen.

VISITORS: Wichita State 26-8				REBS								
	FG	3PT	FT	O-D-T	PF	TP	A	TO	Bl	St	Min	
02 P.J. Cousinard	f	6-7	4-4	4-6	2-7	2	20	5	4	0	36	
32 Kyle Wilson	f	5-10	3-5	4-4	1-5	6	17	1	2	1	30	
45 Paul Miller	c	1-9	0-0	8-10	2-6	8	10	1	1	0	26	
22 Matt Braeuer	g	2-4	0-0	1-2	0-1	2	5	4	1	0	22	
33 Sean Ogirri	g	3-7	2-5	4-5	0-2	2	12	2	2	0	33	
00 Nick Rogers	0-0	0-0	0-0	0-0	0	0	0	0	0	0	2	
04 Ryan Martin	5-6	0-0	0-0	2-2	4	10	0	1	1	1	24	
05 Wendell Preadom	0-0	0-0	0-0	0-0	1	0	0	0	0	0	5	
10 Karon Bradley	2-5	0-1	2-2	1-1	2	6	3	1	0	1	22	
TEAM											1-1-2	
Totals		24-48	9-15	23-29	9-25	34	12	80	16	13	2	200

TOTAL FG%	1st Half: 10-27 37.0%	2nd Half: 14-21 66.7%	Game: 50.0%
3-Pt. FG%	1st Half: 4-8 50.0%	2nd Half: 5-7 71.4%	Game: 60.0%
F Throw %	1st Half: 6-8 75.0%	2nd Half: 17-21 81.0%	Game: 79.3%

HOME TEAM: Tennessee 22-8				REBS								
	FG	3PT	FT	O-D-T	PF	TP	A	TO	Bl	St	Min	
22 Andre Patterson	f	1-4	0-0	0-0	2-4	5	2	4	0	1	24	
23 Dane Bradshaw	f	1-7	0-3	0-1	2-2	4	2	3	1	0	29	
01 Major Wingate	c	6-11	0-0	3-4	5-2	7	15	0	4	5	34	
05 Chris Lofton	g	7-21	6-18	0-0	1-2	2	20	2	2	0	34	
32 C.J. Watson	g	7-10	2-3	4-4	0-0	4	20	1	1	1	33	
02 JaJuan Smith	2-6	2-5	2-4	2-8	10	3	8	3	1	0	21	
03 Stanley Asummu	3-8	0-0	0-0	4-2	6	0	1	0	1	0	18	
15 Jordan Howell	0-0	0-0	0-0	0-0	1	0	0	0	0	0	7	
TEAM											2-0-2	
Totals		27-67	10-29	9-13	18-20	38	20	73	15	10	7	200

TOTAL FG%	1st Half: 10-36 27.8%	2nd Half: 17-31 54.8%	Game: 40.3%
3-Pt. FG%	1st Half: 3-12 25.0%	2nd Half: 7-17 41.2%	Game: 34.5%
F Throw %	1st Half: 2-2 100%	2nd Half: 7-11 63.6%	Game: 69.2%

Officials: John Higgins, Mike Kitts, Bert Smith  
 Technicals: None  
 Attendance: 22,809

Score by Periods	1st	2nd	Total
Wichita State	30	50	80
Tennessee	25	48	73

2007 South Region — First Round

#12	<b>Long Beach State</b> (24-8)	<b>86</b>
#5	<b>Tennessee</b> (23-10)	<b>121</b>

March 16, 2007 • Nationwide Arena • Columbus, Ohio

Tennessee scored early, often and then scored some more as the Vols matched the most points ever scored by a team in a first-round NCAA Tournament game in its 121-86 dismantling of Long Beach State.

Chris Lofton led the way with 25 points. JaJuan Smith added 24 points, Ramar Smith 22, Duke Crews 12 and Wayne Chism 10 points, while Dane Bradshaw dished out a career-best 11 assists.

"It really was (fun)," Lofton said. "We're used to playing like that. When a team plays (uptempo) like that, we get excited. It was just a fast-paced game, and we put the 'fast' back in 'fast break.'"

Both teams came in averaging 80 points - putting them among the top 11 in the nation - so it wasn't a shocker that baskets came in bunches.

"I like an identity for a program. This is our identity," UT coach Bruce Pearl said. "We've never finished second in (any league in) scoring in 14 or 15 years I've been a head coach. I enjoy being uptempo and being aggressive in transition. We'll put four or five guys on the floor that can score, and they've got a lot of freedom."

Lofton led the way, as the Volunteers shot 59 percent from the field and made 14 of 27 3-pointers. He hit half of his eight shots behind the arc and JaJuan Smith hit 4-of-6.

Each team hit seven 3-pointers in a wild opening half that featured the Volunteers racing to a 29-12 lead in the opening 7 1/2 minutes. They did it with precision shooting, their full-court press and trapping pressure.

Lofton keyed the defense, with two steals leading to a pair of layups in a 5-second span.

Ahead 57-45 at the break, the Volunteers ran off 12 of the first 14 points in the second half - seven by Lofton - to build the lead to 69-47.

From then on, the points mounted. The Volunteers reached 90 with 10 minutes left.

"We knew we had to score," Ramar Smith said. "We knew it was going to be a high-scoring game, and we came out and scored."

VISITORS: Long Beach State 24-8

		FG	3PT	FT	O-D-T	PF	TP	A	TO	Bl	St	Min	
15	Sterling Byrd	f	1-4	0-0	0-0	0-3	2	2	2	0	0	27	
44	Dominique Ricks	f	1-2	0-0	0-0	2-1	3	2	0	0	0	10	
01	Kejuan Johnson	g	8-16	5-8	3-3	1-3	4	24	0	1	1	35	
20	Kevin Houston	g	6-15	2-4	3-4	0-1	4	17	3	3	0	33	
55	Aaron Nixon	g	8-15	4-8	3-3	0-5	5	23	4	2	0	28	
02	Louis Drabny	3-3	1-1	0-0	1-1	2	3	7	2	1	0	10	
10	Arturas Lazdauskas	0-1	0-0	0-0	0-1	1	0	0	1	0	0	4	
11	Artis Gant	0-0	0-0	0-0	1-0	1	0	0	0	0	0	2	
21	Mark Dawson	3-7	0-0	1-2	4-2	6	7	0	2	2	0	28	
22	Tim Island	0-0	0-0	0-0	0-0	0	0	0	0	0	0	2	
33	Travon Free	2-2	0-0	0-2	0-0	0	1	4	0	0	0	4	
50	Andrew Fleming	0-0	0-0	0-0	0-0	0	0	0	0	0	0	2	
TEAM						0-2							
Totals		32-65	12-21	10-14	9-19	28	23	86	11	13	3	200	

TOTAL FG%	1st Half: 17-32 53.1%	2nd Half: 15-33 45.5%	Game: 49.2%
3-Pt. FG%	1st Half: 7-12 58.3%	2nd Half: 5-9 55.6%	Game: 57.1%
F Throw %	1st Half: 4-7 57.1%	2nd Half: 6-7 85.7%	Game: 71.4%

HOME TEAM: Tennessee 23-10

		FG	3PT	FT	O-D-T	PF	TP	A	TO	Bl	St	Min	
04	Wayne Chism	f	4-5	1-1	1-2	0-3	0	10	2	0	1	0	
23	Dane Bradshaw	f	3-3	0-0	2-5	1-3	4	8	11	0	0	26	
02	JaJuan Smith	g	8-12	4-6	4-5	2-4	6	24	1	0	0	23	
05	Chris Lofton	g	9-14	4-8	3-3	0-3	3	25	2	1	0	24	
12	Ramar Smith	g	8-13	2-4	4-4	0-2	2	22	6	0	2	29	
15	Jordan Howell	2-6	2-5	0-0	1-1	2	4	6	2	0	0	20	
24	Tanner Wild	1-2	1-1	0-0	0-0	0	0	3	0	0	0	2	
25	Josh Tabb	3-5	0-1	1-1	3-2	5	4	7	0	2	0	22	
30	Ben Bosse	0-1	0-0	0-0	0-1	0	0	0	0	0	0	3	
32	Duke Crews	4-9	0-0	4-8	8-3	11	1	12	1	1	0	20	
34	Ryan Childress	1-3	0-1	2-2	0-4	4	1	4	0	2	0	17	
TEAM						1-1							
Totals		43-73	14-27	21-30	16-27	43	20	121	25	6	4	11	

TOTAL FG%	1st Half: 21-36 58.3%	2nd Half: 22-37 59.5%	Game: 58.9%
3-Pt. FG%	1st Half: 7-14 50.0%	2nd Half: 7-13 53.8%	Game: 51.9%
F Throw %	1st Half: 8-12 66.7%	2nd Half: 13-18 72.2%	Game: 70.0%

Officials: John Higgins, Paul Janssen, Earl Walton  
 Technicals: None  
 Attendance: 19,916

Score by Periods	1st	2nd	Total
Long Beach State	45	41	86
Tennessee	57	64	121

2007 South Region — Second Round

#5	<b>Tennessee</b> (24-10)	<b>77</b>
#4	<b>Virginia</b> (21-11)	<b>74</b>

March 18, 2007 • Nationwide Arena • Columbus, Ohio

JaJuan Smith scored 13 of his 16 points in the second half, Ryan Childress scored all 10 of his points in the second half and Chris Lofton made six consecutive free throws in the final seconds as the Volunteers held off Virginia 77-74 in the second round of the NCAA Tournament to propel fifth-seeded Tennessee (24-10) to the round of 16 for the first time since 2000.

"When you reach the Sweet Sixteen at the University of Tennessee with the way we've had to rebuild, you've made a special place in history for yourself," Vols veteran Dane Bradshaw said.

The Vols had to hold on for dear life to advance past the second round. After taking a 10-point lead midway through the second half, Virginia came roaring back, cutting the lead to two after an Adrian Joseph basket.

But in the end, the Volunteers advanced by having their best player make the easiest shot of all. Lofton, the Southeastern Conference's Player of the Year, hit all six of his free throws in the last 27.7 seconds, keeping Tennessee ahead. He finished with 20 points.

"I started forcing shots," said Lofton, who was an uncharacteristic 4-of-16 from the field but 9-of-10 on free throws. "Coach (Pearl) kept telling me to be patient. Luckily, I got to the foul line and came through."

Virginia still had a chance as they got the ball back after Lofton's last made free throw, but point guard Sean Singletary missed an open 3-pointer with 1 second left.

In the opening minute, Reynolds and Lofton turned it into a game of H-O-R-S-E. Reynolds hit a 3-pointer from the top of the key on Virginia's first possession, and Lofton responded with a longer try a minute later.

The challenge was on, and Reynolds was on his game. He was at his best during an 18-3 spurt that gave Virginia a 36-25 lead.

Then, it was Tennessee's turn. JaJuan Smith had a three-point play and a steal-and-layup during a 15-2 spurt early in the second half that put Tennessee ahead for good 54-44. At that point, Singletary brought Virginia back, cutting the lead to 61-59.

Smith ended the comeback by hitting a 3-pointer, then taking a charge from Singletary.

VISITORS: Tennessee 24-10

		FG	3PT	FT	O-D-T	PF	TP	A	TO	Bl	St	Min	
04	Wayne Chism	f	3-5	2-2	5-9	1-4	5	13	0	2	0	18	
23	Dane Bradshaw	f	1-5	1-2	0-2	0-3	3	3	5	1	0	20	
02	JaJuan Smith	g	6-13	3-7	1-1	1-1	2	26	2	2	0	32	
05	Chris Lofton	g	4-16	3-9	9-10	1-2	5	20	2	1	0	33	
12	Ramar Smith	g	1-4	0-2	5-8	1-5	6	7	1	5	0	32	
15	Jordan Howell	0-1	0-1	0-0	0-0	0	0	0	1	1	0	10	
25	Josh Tabb	1-2	0-1	0-0	1-1	2	3	2	0	2	0	13	
32	Duke Crews	3-4	0-0	0-0	1-1	2	3	6	0	1	0	18	
34	Ryan Childress	3-4	2-2	2-2	4-4	2	10	1	0	1	0	21	
TEAM						2-6							
Totals		22-54	11-26	22-32	12-27	39	25	77	12	16	0	200	

TOTAL FG%	1st Half: 10-29 34.5%	2nd Half: 12-25 48.0%	Game: 40.7%
3-Pt. FG%	1st Half: 6-16 37.5%	2nd Half: 5-10 50.0%	Game: 42.3%
F Throw %	1st Half: 9-16 56.3%	2nd Half: 13-16 81.3%	Game: 68.8%

HOME TEAM: Virginia 21-11

		FG	3PT	FT	O-D-T	PF	TP	A	TO	Bl	St	Min	
24	Mamadi Diane	f	0-4	0-4	0-0	0-1	4	0	0	1	1	33	
33	Jason Cain	f	0-1	0-0	9-10	1-4	5	4	9	0	1	30	
21	Tunji Soroye	c	0-2	0-0	2-2	1-2	3	2	0	0	3	12	
02	J.R. Reynolds	g	8-6	4-11	6-6	0-1	2	26	0	3	1	24	
44	Sean Singletary	g	4-14	1-7	10-12	1-5	6	19	5	6	0	39	
01	Will Harris	0-0	0-0	0-0	0-0	0	0	0	0	0	0	1	
11	Laurynas Mikalauskas	0-0	0-0	3-4	0-3	4	3	0	0	0	0	7	
12	Jamil Tucker	1-2	1-1	0-0	0-0	2	3	0	0	0	0	6	
30	Adrian Joseph	4-7	1-3	1-2	2-3	5	10	0	1	0	1	23	
34	Ryan Pettinella	0-0	0-0	0-0	0-0	0	0	0	0	0	0	1	
45	Soloman Tat	1-2	0-0	0-0	0-3	1	2	0	1	0	0	5	
TEAM						1-1							
Totals		18-48	7-26	31-36	6-23	29	26	74	5	12	5	200	

TOTAL FG%	1st Half: 21-36 58.3%	2nd Half: 22-37 59.5%	Game: 58.9%
3-Pt. FG%	1st Half: 7-14 50.0%	2nd Half: 7-13 53.8%	Game: 51.9%
F Throw %	1st Half: 8-12 66.7%	2nd Half: 13-18 72.2%	Game: 70.0%

Officials: John Higgins, Paul Janssen, Hal Lusk  
 Technicals: None  
 Attendance: 19,916

Score by Periods	1st	2nd	Total
Virginia	38	36	74
Tennessee	35	42	77

2007 South Region — Regional Semifinal

#5	<b>Tennessee</b> (24-11)	<b>84</b>
#1	<b>Ohio State</b> (33-3)	<b>85</b>

March 22, 2007 • Alamodome • San Antonio, Texas

With talented freshman center Greg Oden mired in foul trouble, the top-seeded Buckeyes fell behind by 20 points before halftime. But senior Ron Lewis and fellow freshman Mike Conley bailed out Oden and lifted Ohio State past Tennessee, 85-84, in the semifinals of the NCAA South Regional.

"We played about as well in the first half, I think, as we can play," Tennessee coach Bruce Pearl said. "We're terribly disappointed. We've proven we can beat some of the best teams in the country. We've also proven we can come close to beating some of the best teams in the country."

Conley had nine of his 17 from the foul line - including the winner with 6.5 seconds left.

But Conley missed a second shot, giving Tennessee one last chance. Ramar Smith grabbed the rebound and went all the way to the rim with Conley defending him. Smith's shot went up just before time expired.

Then it was Oden to the rescue, swatting the ball into the Volunteers' cheerleaders, while Smith landed hard in front of the Tennessee bench.

After trailing 49-29 in the final minute of the first half, the Buckeyes got a little back with a three-point play in the final second before intermission. Then came a 16-5 spurt, keyed by six Conley free throws. Fittingly, his pair of foul shots tied it at 64.

Things went back and forth from there, with 6-9 Ryan Childress hitting two 3-pointers for Tennessee and Conley making a three-point play but also missing a pair of free throws.

Ohio State tied it at 79 with 2:44 left on David Lighty's eighth 3-pointer of the season. It was a biggie because the Buckeyes never trailed again.

SEC Player of the Year Chris Lofton scored 24 points to lead Tennessee. He was 6-of-13 on 3-pointers, including one that tied it at 82 only seconds after Lewis had put Ohio State ahead with a trey of his own.

Smith scored 15 points and JaJuan Smith added 14 points and eight rebounds. Childress had 12, hitting 4-of-5 behind the arc.

Tennessee avoided Oden from the start by shooting 3-pointers over him, taking a slim lead. Then, he got his second foul with 10:48 to go in the half, and the Vols began attacking inside and out.

**NOTES:** Ohio State advanced all the way to the national championship game, where it fell to No. 1-seeded Florida 84-75.

VISITORS: Tennessee 24-11		REBS									
	FG	3PT	FT	O-D-T	PF	TP	A	TO	Bl	St	Min
04 Wayne Chism	f	2-7	0-4	2-4	1-0-1	4	6	1	0	0	19
23 Dane Bradshaw	f	1-4	1-3	2-2	0-2-2	3	5	4	3	1	26
02 JaJuan Smith	g	5-10	4-5	0-0	4-4-8	14	14	1	0	0	28
05 Chris Lofton	g	9-18	6-13	0-0	1-4-5	1	24	1	0	0	33
12 Ramar Smith	g	6-10	0-0	3-7	0-3-3	3	15	4	0	0	33
15 Jordan Howell	0-0	0-0	0-0	0-2-2	1	0	1	0	0	0	9
25 Josh Tabb	1-3	1-1	0-0	1-5-6	3	2	1	0	1	0	18
32 Duke Crews	2-5	0-0	1-4	2-1-3	3	5	0	2	0	0	17
34 Ryan Childress	4-5	4-5	0-0	1-2-3	3	12	0	0	0	0	17
TEAM				0-1-1							
Totals	30-62	16-31	8-17	10-24-34	24	84	14	7	1	4	200

TOTAL FG%	1st Half: 19-34 55.9%	2nd Half: 11-28 39.3%	Game: 48.4%
3-Pt. FG%	1st Half: 19-60 60.0%	2nd Half: 7-16 43.8%	Game: 51.6%
F Throw %	1st Half: 2-5 40.0%	2nd Half: 6-12 50.0%	Game: 47.1%

HOME TEAM: Ohio State 33-3		REBS									
	FG	3PT	FT	O-D-T	PF	TP	A	TO	Bl	St	Min
03 Ivan Harris	f	4-4	3-3	0-0	0-3-3	3	11	1	0	0	0
20 Greg Oden	c	2-2	0-0	5-6	0-3-3	4	9	0	1	4	18
01 Mike Conley Jr.	g	4-10	0-0	9-14	4-3-7	3	17	6	1	0	34
12 Ron Lewis	g	9-17	3-9	4-4	1-4-5	1	25	1	2	0	36
14 Jamar Butler	g	1-6	1-6	0-0	0-2-2	1	3	2	2	0	36
23 David Lighty	2-3	1-2	2-5	0-2-2	1	7	1	0	0	0	20
31 Daequan Cook	2-4	0-1	0-0	0-0-0	0	4	1	1	0	0	8
42 Matt Terwilliger	1-3	0-1	3-4	2-1-3	0	5	0	0	0	0	14
45 Othello Hunter	2-2	0-0	0-2	1-4-5	4	4	1	1	1	0	16
TEAM				0-3-3							
Totals	27-51	8-22	23-35	8-25-33	17	85	13	8	5	3	200

TOTAL FG%	1st Half: 13-27 48.1%	2nd Half: 14-24 58.3%	Game: 52.9%
3-Pt. FG%	1st Half: 3-10 30.0%	2nd Half: 5-12 41.7%	Game: 36.4%
F Throw %	1st Half: 3-6 50.0%	2nd Half: 20-29 69.0%	Game: 65.7%

**Officials:** David Libbey, Patrick Driscoll, Jamie Luckie  
**Technical:** None  
**Attendance:** 26,776

Score by Periods	1st	2nd	Total
Tennessee	49	35	84
Ohio State	32	53	85

2008 East Region — First Round

#15	<b>American</b> (21-12)	<b>57</b>
#2	<b>Tennessee</b> (30-4)	<b>72</b>

March 21, 2008 • BJCC Arena • Birmingham, Ala.

Tennessee avoided a massive first-round upset in the NCAA Tournament, breaking away from American 72-57 in the first round of the East Regional.

Believing the Volunteers deserved better than the No. 2 seed given them, guard JaJuan Smith wrote "No. 1 seed" on his orange-and-white sneakers. Facing a team making its NCAA Tournament debut, it was hardly a walkover.

Sluggish at the start and outthusted nearly the whole way, the second-seeded Vols turned it on late to avoid the upset.

Ahead 53-51 with 5:45 left, Tennessee held the 15th-seeded Eagles to only one basket the rest of the way.

"We just weren't playing our game," Smith said. "We were a little sloppy, but we turned it on at the end."

Smith finished with 19 points. Wayne Chism added 16 and helped Tennessee wear down the Eagles.

Tied at 40 with 11 minutes left, Tennessee finally put together a 10-0 run with Smith hitting a big 3-pointer. A pair of treys by Brian Gilmore gave American its late chance.

"I thought they came in confident. I thought they came in knowing that they could play with us," UT head coach Bruce Pearl said.

Garrison Carr, the MVP of the Patriot League Tournament, poured in 24 points. The sharpshooter tried to keep American close all by himself, taking on the whole Tennessee team in a game of H-O-R-S-E. The Vols threw five different defenders at him, hoping to weave through a staggered series of hard picks.

"One person can't guard him. He comes off eight or nine screens," All-American Tennessee guard Chris Lofton said. "I had to take a break in the first half. I was dead."

Tennessee relies on a controlled brand of chaos, but they struggled at the start, and Lofton was a non-factor. Starting UT point guard Ramar Smith sat out the first half.

The Eagles threw their bodies around more than the Vols and held a 39-27 rebounding edge, including 18-6 on the offensive end.

VISITORS: American 21-12		REBS									
	FG	3PT	FT	O-D-T	PF	TP	A	TO	Bl	St	Min
34 Travis Lay	f	1-3	0-0	0-0	2-1-3	2	2	0	2	0	14
32 Cornelio Guibunda	c	2-3	0-0	0-0	3-4-7	1	4	0	0	0	16
03 Derrick Mercer	g	4-12	1-3	0-2	0-3-3	4	9	3	3	0	39
05 Garrison Carr	g	9-21	6-15	2-2	0-2-2	3	26	2	3	0	140-
15 Frank Borden	g	0-3	0-1	0-0	3-5-8	5	2	5	0	0	33
04 Frane Markusovic	0-0	0-0	0-0	0-0-0	0	0	0	0	0	0	0+
14 Brian Gilmore	4-11	2-5	3-6	4-2-6	2	13	1	1	0	4	27
21 Nick Hendra	1-2	0-1	0-0	1-2-3	3	2	0	4	1	0	7
22 Steve Luptak	0-0	0-0	0-0	0-0-0	0	0	0	0	0	0	0+
25 Romone Penny	0-0	0-0	0-0	0-0-0	1	0	0	1	0	0	1
33 Bryce Simon	0-0	0-0	0-0	0-0-0	0	0	0	0	0	0	0+
44 Jordan Nichols	0-3	0-0	1-2	3-2-5	5	1	1	2	0	0	23
TEAM				2-0-2							
Totals	21-58	9-25	6-12	18-21-39	26	57	9	22	3	5	200

TOTAL FG%	1st Half: 9-29 31.0%	2nd Half: 12-29 41.4%	Game: 36.2%
3-Pt. FG%	1st Half: 2-8 25.0%	2nd Half: 7-17 41.2%	Game: 36.0%
F Throw %	1st Half: 2-4 50.0%	2nd Half: 4-8 50.0%	Game: 50.0%

HOME TEAM: Tennessee 30-4		REBS									
	FG	3PT	FT	O-D-T	PF	TP	A	TO	Bl	St	Min
01 Tyler Smith	f	4-8	0-1	6-8	1-6-7	2	14	6	1	1	36
04 Wayne Chism	f	6-10	2-3	2-3	2-5-7	5	16	2	0	2	24
02 JaJuan Smith	g	7-12	4-8	1-2	0-1-1	1	19	2	2	0	33
05 Chris Lofton	g	1-7	0-5	3-4	1-2-3	1	5	0	3	0	33
15 Jordan Howell	g	0-2	0-2	0-0	0-1-1	2	0	2	1	0	13
12 Ramar Smith	0-0	0-0	4-6	0-2-2	2	4	2	0	0	0	14
22 Steven Pearl	0-0	0-0	0-0	0-0-0	0	0	0	0	0	0	0+
25 Josh Tabb	0-0	0-0	0-0	0-0-1	0	0	0	1	0	0	7
30 J.P. Prince	1-3	0-0	6-8	0-2-2	1	8	1	3	0	3	21
32 Duke Crews	2-2	0-0	0-0	0-2-2	1	4	0	1	2	1	15
33 Brian Williams	1-1	0-0	0-0	0-0-0	0	2	0	0	0	0	3
34 Ryan Childress	0-0	0-0	0-0	0-0-0	0	0	0	0	0	0	1
TEAM				2-0-2							
Totals	22-45	6-19	22-31	6-21-27	16	72	13	14	3	12	200

TOTAL FG%	1st Half: 10-22 45.5%	2nd Half: 12-23 52.2%	Game: 48.9%
3-Pt. FG%	1st Half: 2-11 18.2%	2nd Half: 4-8 50.0%	Game: 31.6%
F Throw %	1st Half: 7-8 87.5%	2nd Half: 15-23 65.2%	Game: 71.0%

**Officials:** Zelton Steed, Gerry Pollard, Chris Rastaher  
**Technical:** None  
**Attendance:**

Score by Periods	1st	2nd	Total
American	22	35	57
Tennessee	29	43	72

### 2008 East Region — Second Round

#7	<b>Butler</b> (30-4)	<b>71</b>
#2	<b>Tennessee</b> (31-4)	<b>OT 76</b>

March 23, 2008 • BJCC Arena • Birmingham, Ala.

Tennessee scrapped, pounded, grabbed and survived. The second-seeded Vols mostly ditched the glamorous 3-pointer and got physical in the second-round, moving on with a 76-71 overtime victory over Butler.

Vols senior JaJuan Smith hit four straight free throws in the final 13.6 seconds of overtime, and the Vols advanced to their second consecutive Sweet Sixteen.

Tennessee scored 38 points in the paint, had five players with multiple fouls by halftime and made only two 3-pointers in the final 40 minutes against the Bulldogs.

"Fatigue was a factor for them at some point, because of the way we guarded them," UT coach Bruce Pearl said. "We really played great defense tonight and did what we needed to do on the boards."

The Vols scored six straight points inside after the Bulldogs took their first lead in the final two minutes of overtime, including point guard Ramar Smith's basket with 27 seconds left to make it 72-68.

Butler's Pete Campbell followed a missed shot to make it 72-70 with 16 seconds left. JaJuan Smith then made both free throws.

Wayne Chism led foul-plagued Tennessee with 16 points, while Tyler Smith added 15 and eight rebounds and JaJuan Smith had 11. J.P. Prince had nine points, seven rebounds, five assists -- and six of the Vols' 20 turnovers.

The Bulldogs, who couldn't catch up to UT for the first 37-plus minutes, took their first lead on A.J. Graves' short jumper in the paint to make it 68-66 with 1:46 left in overtime. Ramar Smith and Chism both scored inside as UT reclaimed the lead inside the final minute.

Tyler Smith then blocked Graves from behind, and Chism won the scramble for the loose ball and called timeout with 33 seconds left.

Ramar Smith then scored, coming up with a big play after losing his starting job to J.P. Prince, an Arizona transfer who made his first start for Tennessee.

Graves led Butler with 21 points. Campbell, who made eight 3-pointers in the first round, added 12 points and Willie Veasley had 11.

The Vols tried to set the tone early, sinking three 3-pointers and forcing five turnovers in the first five minutes en route to a 21-8 lead.

#### VISITORS: Butler 30-4

	FG	3PT	FT	REBS		O-D-T	PF	TP	A	To	Bl	St	Min
01 Julian Betko	f	1-1	1-1	1-2	1-3	4	4	0	1	0	1	24	
32 Drew Streicher	f	1-3	1-2	1-2	2-3	3	4	2	0	0	3	42	
54 Matt Howard	f	1-7	0-0	2-3	3-2	5	4	1	1	0	1	23	
04 A.J. Graves	g	6-18	3-12	6-6	0-3	4	21	2	4	0	5	43	
10 Mike Greer	g	4-17	1-4	6-10	2-5	7	15	5	1	6	0	39	
02 Shawn Vanzant	0	0-0	0-0	0-0	0-2	1	0	1	1	0	0	6	
03 Zach Hahn	0	0-0	0-0	0-0	0-0	0	0	0	1	0	0	1	
21 Willie Veasley	5-7	0-0	1-3	1-2	2	11	0	0	1	0	1	24	
24 Avery Jukes	0-0	0-0	0-0	0-0	0	0	0	0	0	0	0	0+	
34 Pete Campbell	4-8	3-7	1-2	3-2	2	12	0	0	0	0	0	23	
TEAM				3-2	5								
Totals		22-61	9-26	18-28	15-24	39	25	71	11	14	1	11	225

TOTAL FG%	1st Half: 10-25 40.0%	2nd Half: 9-28 32.1%	Game: 36.1%
3-Pt. FG%	1st Half: 6-14 42.9%	2nd Half: 2-9 22.2%	Game: 34.6%
F Throw %	1st Half: 8-14 57.1%	2nd Half: 9-12 75.0%	Game: 64.3%

#### HOME TEAM: Tennessee 31-4

	FG	3PT	FT	REBS		O-D-T	PF	TP	A	To	Bl	St	Min
01 Tyler Smith	f	4-9	0-0	7-8	1-7	8	15	0	7	1	0	37	
04 Wayne Chism	f	6-11	1-4	3-5	2-3	4	16	2	3	1	1	29	
02 JaJuan Smith	g	3-9	1-6	4-4	1-4	3	11	1	0	0	0	37	
05 Chris Lofton	g	3-11	3-7	0-0	1-4	3	9	2	1	0	2	31	
30 J.P. Prince	g	4-5	0-0	1-2	5-2	3	9	5	6	1	0	31	
12 Ramar Smith	0-8	0-2	0-3	1-2	4	8	1	2	0	0	0	18	
15 Jordan Howell	0-0	0-0	1-2	0-0	0	1	0	0	0	0	0	5	
22 Steven Pearl	0-0	0-0	0-0	0-0	0	0	0	0	0	0	0	0+	
25 Josh Tabb	1-1	0-0	0-0	0-0	1	2	0	0	0	1	12		
32 Duke Crews	0-3	0-0	2-2	2-4	2	2	0	1	0	0	13		
33 Brian Williams	1-2	0-0	1-3	1-3	4	3	1	0	1	0	11		
34 Ryan Childress	0-0	0-0	0-0	0-0	0	0	0	0	0	0	0	1	
TEAM				2-1	3								
Totals		26-59	5-19	19-29	16-30	46	24	76	12	20	3	5	225

TOTAL FG%	1st Half: 13-25 52.0%	2nd Half: 9-26 34.6%	Game: 44.1%
3-Pt. FG%	1st Half: 4-9 44.4%	2nd Half: 0-8 0.0%	Game: 26.3%
F Throw %	1st Half: 8-12 66.7%	2nd Half: 7-10 70.0%	Game: 65.5%

**Officials:** Bob Donato, Jeffrey Nichols, Michael Scypers  
**Technical:** None.  
**Attendance:**

#### Score by Periods

	1st	2nd	OT	Total
Butler	34	29	8	71
Tennessee	38	25	13	76

### 2008 East Region — Regional Semifinal

#3	<b>Louisville</b> (26-8)	<b>79</b>
#2	<b>Tennessee</b> (31-5)	<b>60</b>

March 27, 2008 • Charlotte Bobcats Arena • Charlotte, N.C.

One of the most successful seasons in Tennessee basketball history came to a close as third-seeded Louisville dined the second-seeded Volunteers 79-60 in in the East Regional final.

Earl Clark scored 17 points and had 12 rebounds, and UL head coach Rick Pitino's mix of defenses made life miserable for SEC Champion Tennessee.

After Louisville's two blowout wins earlier in the tournament, Pitino's signature zone and pressure limited the high-scoring Volunteers to 34-percent shooting.

"I've been coaching a long time and never has the tempo of the game been dictated so much by an opponent," UT coach Bruce Pearl said. "We usually dictate tempo. We attacked the pressure and we had an opportunity to hurt the press, but we just didn't finish."

Louisville nearly blew all of a 16-point first-half lead, only to take control midway through the second half.

All-American guard Chris Lofton scored 15 points for Tennessee, but was 3-for-15 in his final game as a Vol.

"They wouldn't leave me," Lofton said. "It was tough to get my shot off. They're a great defensive team."

After a slow start, Tennessee got within 37-36 early in the second half thanks to its own defensive pressure, which forced 20 turnovers.

But then the springy Clark, who had come on in the NCAA Tournament, had a driving layup, hit a baseline jumper and converted a three-point play during a 13-5 run.

Louisville's defense didn't allow Tennessee to get back in it again, and the Cardinals hit all nine free throws over the final five minutes to keep Tennessee at bay.

JaJuan Smith added 12 points for UT, and Tyler Smith had 11.

"This doesn't take much away from the finest season in the history of Tennessee basketball," Pearl said. "No team has accomplished the things these guys accomplished this year, and I'm awfully proud of them."

**NOTES:** Louisville lost to No. 1-seeded North Carolina 83-73 in the Elite Eight.

#### VISITORS: Louisville 28-8

	FG	3PT	FT	REBS		O-D-T	PF	TP	A	To	Bl	St	Min
01 Terrence Williams	f	4-7	0-1	4-7	2-6	8	12	3	2	2	1	38	
03 Juan Palacios	f	1-1	1-1	0-0	0-2	1	3	1	0	0	0	13	
04 David Padgett	c	4-5	0-0	2-4	2-6	4	10	3	4	0	0	25	
33 Andre McGee	e	4-10	1-5	4-4	0-3	2	13	2	0	1	0	32	
34 Jerry Smith	g	3-6	2-3	5-6	0-4	4	13	0	4	1	1	24	
02 Preston Knowles	0-4	0-3	0-0	0-0	0	4	0	2	1	0	0	160	
05 Earl Clark	7-10	0-1	3-4	2-10	12	17	2	3	4	2	28		
10 Edger Sosa	0-1	0-0	2-2	0-0	0	5	2	0	3	0	1	7	
12 Will Scott	0-0	0-0	0-0	0-0	0	0	0	0	0	0	0	2	
32 Derrick Carater	3-6	0-0	3-3	2-3	1	9	0	1	0	0	0	15	
TEAM				1-0	1								
Totals		26-50	4-14	23-30	9-34	43	23	79	14	20	7	6	200

TOTAL FG%	1st Half: 12-29 41.4%	2nd Half: 14-21 66.7%	Game: 52.0%
3-Pt. FG%	1st Half: 4-12 33.3%	2nd Half: 0-2 0.0%	Game: 28.6%
F Throw %	1st Half: 9-10 90.0%	2nd Half: 14-20 70.0%	Game: 76.7%

#### HOME TEAM: Tennessee 31-5

	FG	3PT	FT	REBS		O-D-T	PF	TP	A	To	Bl	St	Min
01 Tyler Smith	f	3-9	0-1	5-8	3-1	4	11	1	2	0	1	27	
04 Wayne Chism	f	3-11	1-1	2-2	0-4	4	9	0	1	0	1	24	
02 JaJuan Smith	g	5-4	2-5	0-0	1-5	5	12	2	2	0	4	28	
05 Chris Lofton	g	3-15	2-11	7-7	0-3	5	15	2	3	0	2	34	
30 Prince, J.P.	g	1-3	0-1	0-0	0-1	1	4	2	4	0	2	27	
12 Ramar Smith	0-2	0-0	2-7	0-0	4	6	3	3	0	2	28		
22 Steven Pearl	0-0	0-0	0-0	1-1	2	0	0	0	0	0	0	2	
25 Josh Tabb	0-0	0-0	0-0	0-1	0	0	0	0	0	0	0	4	
32 Duke Crews	2-4	0-0	1-1	1-0	1	3	5	2	1	0	0	16	
33 Brian Williams	0-0	0-0	0-0	0-2	0	2	0	0	0	0	0	7	
34 Ryan Childress	0-1	0-1	0-0	0-0	0	0	0	0	0	0	0	3	
TEAM				2-2	4								
Totals		19-56	5-20	17-25	8-20	28	26	60	12	17	1	11	200

TOTAL FG%	1st Half: 10-28 35.7%	2nd Half: 9-28 32.1%	Game: 33.9%
3-Pt. FG%	1st Half: 2-9 22.2%	2nd Half: 3-11 27.3%	Game: 25.0%
F Throw %	1st Half: 8-11 72.7%	2nd Half: 9-14 64.3%	Game: 68.0%

**Officials:** Richard Cartmell, Verne Harris, Gerry Pollard  
**Technical:** Louisville-Preston Knowles, Tennessee-None.  
**Attendance:** 19,092

#### Score by Periods

	1st	2nd	Total
Louisville	37	42	79
Tennessee	30	30	60

# 2013-14 ONLINE RECORD BOOK SUPPLEMENT

## 2009 East Region — First Round

#9	<b>Tennessee</b> (21-13)	<b>75</b>
#8	<b>Oklahoma State</b> (23-11)	<b>77</b>

March 20, 2009 • University of Dayton Arena • Dayton, Ohio

After 40 hard-fought minutes of basketball, Oklahoma State outlasted Tennessee to earn a 77-75 decision in the first round of the NCAA Tournament at University of Dayton Arena in Dayton, Ohio.

"We played a lot of good basketball out there today, and we played against a really good team, one of the better teams we played in a few weeks, and we're right there," UT head coach Bruce Pearl said.

Cowboys point guard Byron Eaton put his team ahead for good after a three-point play with 7.2 seconds showing on the clock. Eaton drove to the basket for a layup and made the ensuing free throw after being fouled by Vols forward Tyler Smith.

With one final shot for the Vols, Smith came off a ball screen and launched a 3-pointer, only to see it rim out at the buzzer.

"It's a shot that he takes and makes a lot at the end of practice," Pearl said. "I didn't want anybody else taking that last shot."

Smith led the Big Orange with 21 points, including a perfect 10-for-10 performance at the foul line. Redshirt freshman guard Cameron Tatum followed with 12 points, and junior Wayne Chism added 11 points.

Paced by Eaton's 20 points, Oklahoma State also received a lift from Marshall Moses' double-double performance of 16 points and 11 rebounds.

Tennessee heads back to Knoxville after its fourth consecutive NCAA Tournament bid under Pearl.

**NOTES:** Oklahoma State lost to No. 1-seeded Pittsburgh 84-76 in the second round.

VISITORS: Tennessee 21-13				REBS											
	FG	3PT	FT	O-D-T	PF	TP	A	TO	Bl	St	Min				
01 Smith, Tyler	f	5-10	1-4	10-10	2-0-2	3	21	3	2	0	0	36			
04 Chism, Wayne	c	4-14	3-9	0-0	2-4-6	4	11	1	4	1	0	28			
03 Maze, Bobby	g	2-5	2-5	0-0	0-1-1	0	6	5	0	0	0	27			
30 Prince, J.P.	g	2-3	0-0	0-2	1-4-5	2	4	2	1	0	3	24			
32 Hopson, Scotty	g	3-9	1-6	1-1	0-2-2	2	8	3	1	0	1	31			
05 NEEDED, Emmanuel	2-2	0-0	2-4	2-1-3	0	6	0	0	0	0	0	6			
23 Tatum, Cameron	4-8	3-7	1-1	0-2-2	3	12	0	1	0	0	0	23			
25 Tabb, Josh	1-2	1-2	2-3	0-2-2	1	5	1	0	0	0	0	9			
33 Williams, Brian	1-3	0-0	0-0	1-1-2	1	2	1	2	0	0	0	16			
TEAM				3-0-3											
Totals	24-56	11-33	16-21	11-17-28	16	75	16	11	1	4	200				

TOTAL FG%	1st Half: 12-30 40.0%	2nd Half: 12-26 46.2%	Game: 42.9%
3-Pt. FG%	1st Half: 5-15 33.3%	2nd Half: 6-18 33.3%	Game: 33.3%
F Throw %	1st Half: 5-7 71.4%	2nd Half: 11-14 78.6%	Game: 76.2%

HOME TEAM: Oklahoma State 23-11				REBS											
	FG	3PT	FT	O-D-T	PF	TP	A	TO	Bl	St	Min				
33 Moses, Marshall	f	8-10	0-0	0-0	5-6-11	3	16	1	1	0	0	31			
00 Eaton, Byron	g	7-10	0-1	6-7	1-0-1	4	20	7	6	0	0	36			
01 Harris, Terrel	g	5-11	1-6	4-5	0-4-4	4	15	2	2	0	1	34			
12 Page, Keiton	g	2-6	2-6	0-0	0-1-1	2	6	2	0	0	0	33			
23 Anderson, James	g	4-8	2-4	0-1	2-4-6	4	10	1	3	0	2	31			
02 Muonelo, Obi	3-7	2-4	0-0	0-7-7	2	8	0	0	0	0	2	22			
04 Brown, Anthony	1-1	0-0	0-0	0-0-0	0	2	0	0	0	0	0	9			
15 Sidorakis, Nick	0-0	0-0	0-0	0-0-0	0	0	0	0	0	0	0	4			
TEAM				1-1-1											
Totals	30-53	7-21	10-13	8-23-31	20	77	13	12	0	5	200				

TOTAL FG%	1st Half: 15-27 55.6%	2nd Half: 15-26 57.7%	Game: 56.6%
3-Pt. FG%	1st Half: 4-13 30.8%	2nd Half: 3-8 37.5%	Game: 33.3%
F Throw %	1st Half: 4-5 80.0%	2nd Half: 6-8 75.0%	Game: 76.9%

**Officials:** Michael Roberts, Brian O'Connell, Mike Sanzere  
**Technical:** Tennessee-None. Oklahoma State-Moses, Marshall; TEAM.  
**Attendance:** 12,499

Score by Periods	1st	2nd	Total
Tennessee	34	41	75
Oklahoma State	38	39	77

## 2010 Midwest Region — First Round

#11	<b>San Diego State</b> (25-9)	<b>59</b>
#6	<b>Tennessee</b> (26-8)	<b>62</b>

March 18, 2010 • Dunkin' Donuts Center • Providence, R.I.

Melvin Goins made his fourth 3-pointer with 19 seconds left after San Diego State cut the deficit to one point, and Tennessee held off the Aztecs 62-59 at the Dunkin' Donuts Center in Providence, R.I., to advance to the second round of the NCAA Tournament.

Goins and J.P. Prince scored 15 points apiece for the sixth-seeded Volunteers on coach Bruce Pearl's 50th birthday.

"That was a very defensive-minded game," Pearl said. "Both teams can really defend. The way we won the game was the way the kids have been winning all year long — really resilient. We didn't play very well. San Diego State had a lot to do with that."

D.J. Gay had 16 points for No. 11 seed San Diego State, which won the Mountain West Conference. Future NBA standout Kawhi Leonard scored 12 with 10 rebounds for SDSU, but he missed a well-guarded 3-pointer at the buzzer that would have tied it.

Making their fifth straight tournament appearance, the Vols did their best to erase the memory of last year's first-round loss to Oklahoma State — the only time they've failed to win a game in the tournament under Pearl (a native of nearby Sharon, Mass.).

Up six before Gay's 3-pointer made it 53-50 with 4:15 left, the Vols made it a five-point lead on Bobby Maze's free throws. Kelvin Davis hit a pair of free throws and Billy White made a jumper for San Diego State to make it 55-54 with just under two minutes left.

Brian Williams and Gay exchanged free throws, then J.P. Prince missed a pair of foul shots with 47 seconds left and the Vols still nursing a one-point lead. But Wayne Chism grabbed the rebound, and Tennessee ran another 28 seconds off the clock before Goins hit a 3-pointer to make it 60-56.

"I think the shot clock was at about seven seconds," said Goins, who was right in front of the Tennessee bench when he got the ball. "Even before I got the ball, I heard coach yelling, 'Stick, stick, stick.' That gave me confidence to shoot."

Goins then fouled Gay during a 3-point attempt, and the San Diego State guard made all three foul shots. But Chism made two free throws at the other end with 7.4 seconds left and then hustled to contest Leonard on the final shot.

Goins was 4 for 5 from 3-point range, and the Vols went 8 for 17 from beyond the arc.

VISITORS: San Diego State 25-9				REBS											
	FG	3PT	FT	O-D-T	PF	TP	A	TO	Bl	St	Min				
15 Leonard, Kawhi	f	5-15	0-4	2-2	3-7-10	3	12	2	3	2	33				
32 White, Billy	f	3-7	0-0	1-2	0-1-1	1	7	1	2	0	29				
04 Thomas, Malcolm	c	2-6	0-0	4-6	1-3-4	2	8	4	3	2	38				
23 Gay, D.J.	g	4-8	2-6	6-6	0-3-3	2	16	1	1	0	40				
40 Davis, Kelvin	g	4-6	1-3	2-3	0-3-3	3	11	0	1	0	0	28			
03 Shelley, Tyrone	0-3	0-1	0-0	1-0-1	1	0	1	0	0	0	0	3			
05 Carlwell, Brian	1-3	0-1	1-2	5-1-6	0	3	0	0	0	0	13				
22 Tapley, Chase	1-4	0-3	0-0	0-2-2	4	2	1	1	1	0	0	16			
TEAM				1-2-3											
Totals	20-52	3-18	16-21	11-22-33	16	59	10	6	3	200					

TOTAL FG%	1st Half: 9-28 32.1%	2nd Half: 11-24 45.8%	Game: 38.5%
3-Pt. FG%	1st Half: 2-12 16.7%	2nd Half: 1-6 16.7%	Game: 16.7%
F Throw %	1st Half: 6-8 75.0%	2nd Half: 10-13 76.9%	Game: 76.2%

HOME TEAM: Tennessee 26-8				REBS											
	FG	3PT	FT	O-D-T	PF	TP	A	TO	Bl	St	Min				
04 Chism, Wayne	f	4-12	1-3	2-2	1-4-5	3	11	0	2	1	1	35			
33 Williams, Brian	c	3-3	0-0	2-2	3-5-8	4	2	1	1	0	0	22			
03 Maze, Bobby	g	0-7	1-2	4-4	0-0-0	2	11	2	0	0	0	23			
30 Prince, J.P.	g	5-9	0-1	5-8	3-3-6	2	15	2	1	1	32				
32 Hopson, Scotty	g	3-9	2-5	0-0	1-2-3	2	8	3	3	0	1	26			
13 McBee, Skylar	0-2	0-1	0-0	0-1-1	1	0	0	0	0	0	5				
20 Hall, Kenny	0-1	0-0	0-0	2-0-2	1	0	1	0	0	0	0	8			
21 Goins, Melvin	5-7	4-5	1-2	0-1-1	1	15	0	0	0	0	19				
22 Pearl, Steven	0-1	0-0	0-0	1-1-2	2	0	1	0	0	0	15				
23 Tatum, Cameron	0-1	0-0	0-0	0-1-1	1	0	0	2	1	0	15				
TEAM				2-1-3											
Totals	20-52	8-17	14-18	13-19-32	19	62	10	11	3	3	200				

TOTAL FG%	1st Half: 13-29 44.8%	2nd Half: 7-23 30.4%	Game: 38.5%
3-Pt. FG%	1st Half: 4-9 44.4%	2nd Half: 4-8 50.0%	Game: 47.1%
F Throw %	1st Half: 4-6 66.7%	2nd Half: 10-12 83.3%	Game: 77.8%

**Officials:** Paul H. Janssen, Gerry D. Pollard, Sean Casady  
**Technical:** San Diego State-None. Tennessee-None  
**Attendance:** 10,788

Score by Periods	1st	2nd	Total
San Diego State	26	33	59
Tennessee	34	28	62



2010 Midwest Region — Second Round

#14	<b>Ohio</b> (22-15)	<b>68</b>
#6	<b>Tennessee</b> (27-8)	<b>83</b>

March 20, 2010 • Dunkin' Donuts Center • Providence, R.I.

J.P. Prince scored 18 points and Scotty Hopson had 17 to lead sixth-seeded Tennessee to an 83-68 victory over Ohio at the Dunkin' Donuts Center in Providence, R.I., helping the Volunteers reach their third Sweet Sixteen in four years.

"J.P. Prince was the best player in this regional," UT head coach Bruce Pearl said. "He played as well as any player in the tournament this weekend."

Tennessee earned a matchup with No. 2-seed Ohio State in St. Louis. The Volunteers have never gotten past the third round, including losses to Ohio State and Louisville under Pearl in 2007 and 2008.

"I've been there twice already and came up short twice," said Wayne Chism, who had nine points and 12 rebounds. "I'm happy to be back on that stage again, I can't wait to get there."

Chism joined former Tennessee All-Americans Chris Lofton and Dale Ellis as the only Vols ever to score 100 career points in the NCAA Tournament, as his nine-game total stands at 101.

Tommy Freeman scored 23 points for Ohio, which was the lowest-seeded team to get out of the first round. But he didn't get enough help from Armon Bassett and D.J. Cooper, the guards who starred in a first-round victory over third-seeded Georgetown before combining for 23 points on seven-for-23 shooting against Tennessee.

"The plan from the jump was to stop those guards," UT junior center Brian Williams said, "and then dominate underneath and on the boards."

The Vols did just that, outscoring the Mid-American Conference champions, 58-12, in the paint and winning the battle of the boards 41-33.

The Bobcats trailed by six points midway through the second half before the Volunteers went on a 10-1 run to put it away.

The Volunteers took the lead with an 18-2 run that started with 12 minutes left in the first half, turning a two-point deficit into a 14-point lead. Ohio kept firing 3-point shots — they attempted 26 in the game, making 10 — but never got any closer than 50-45.

"Our top five guys aren't necessarily going to win in this tournament, but our 10 can," said Pearl, whose bench held a 28-0 advantage over the Bobcats. "This is a team with many dimensions, and when we defend and rebound we've got a chance to win."

VISITORS: Ohio 22-15

	FG	3PT	FT	REBS	PF	TP	A	TO	Bl	St	Min	
01 Washington, De	f	4-13	0-0	8-12	6-2-8	3	16	2	2	1	2	38
24 Freeman, Tommy	f	8-13	6-11	1-1	0-1-1	3	23	0	1	0	1	33
12 van Kempen, Kenneth	c	3-7	0-0	0-0	0-3-3	3	6	1	0	0	0	32
00 Bassett, Armon	g	2-10	1-6	2-6	0-5-5	3	7	6	7	0	3	40-
05 Cooper, D.J.	g	5-13	3-8	3-7	3-3-6	1	16	5	4	0	2	40
03 Baltic, Ivo	0	0-0	0-0	0-0	0-0-0	1	0	0	0	0	0	0+
04 McKinley, David	0	0-0	0-0	0-0	0-0-0	0	0	0	0	0	0	0+
11 Adejide, Adetunji	0	0-0	0-0	0-0	0-0-0	0	0	0	0	0	0	0+
30 Keely, Reggie	0	1-1	0-0	0-0	1-3-4	1	0	1	0	0	1	10
44 Sayles, Asown	0	1-1	0-1	0-0	1-0-1	2	0	0	0	0	0	7
Team					3-2-5							
Totals		22-58	10-26	14-26	14-19-33	17	68	15	14	1	9	200

TOTAL FG%	1st Half: 9-26 34.6%	2nd Half: 13-32 40.6%	Game: 37.9%
3-Pt. FG%	1st Half: 5-11 45.5%	2nd Half: 5-15 33.3%	Game: 38.5%
F Throw %	1st Half: 4-9 44.4%	2nd Half: 10-17 58.8%	Game: 53.8%

HOME TEAM: Tennessee 27-8

	FG	3PT	FT	REBS	PF	TP	A	TO	Bl	St	Min	
04 Chism, Wayne	f	3-7	1-1	2-2	0-12-12	2	9	4	0	1	1	33
33 Williams, Brian	c	4-6	0-0	0-0	4-8-12	4	8	2	0	2	0	24
03 Maze, Bobby	g	1-5	0-2	1-2	1-3-4	3	3	9	2	0	2	29
30 Prince, J.P.	g	7-9	0-0	4-7	1-3-4	4	18	3	2	0	1	24
32 Hopson, Scotty	g	7-9	2-3	1-2	0-0-0	3	17	0	3	0	1	24
00 Woolridge, Renaldo	0	0-0	0-0	0-0	0-0-0	0	0	0	0	0	0	0+
13 McBee, Skylar	0	0-0	0-0	0-0	0-1-1	0	0	0	0	0	0	0+
20 Hall, Kenny	2	2-0	0-0	0-0	0-0-0	1	4	0	1	0	0	8
21 Goins, Melvin	1	1-2	0-1	0-0	0-0-1	2	1	3	0	1	1	12
22 Pearl, Steven	2-4	0-0	2-4	1-0-1	3	6	0	2	0	1	15	
23 Tatum, Cameron	5-13	1-6	0-0	0-1-1	1	11	1	2	0	1	21	
24 Bone, Josh	2-3	1-1	0-1	3-1-4	0	5	1	0	0	0	10	
TEAM				1-1-2		1						
Totals		34-60	5-14	10-18	11-30-41	22	83	21	16	3	8	200

TOTAL FG%	1st Half: 15-26 57.7%	2nd Half: 19-34 55.9%	Game: 56.7%
3-Pt. FG%	1st Half: 4-8 50.0%	2nd Half: 1-6 16.7%	Game: 35.7%
F Throw %	1st Half: 4-6 66.7%	2nd Half: 6-12 50.0%	Game: 55.6%

Officials: Ed Corbett, Michael Stephens, Paul H. Janssen  
 Technicals: Ohio-None. Tennessee-None  
 Attendance: 11,271

Score by Periods	1st	2nd	Total
Ohio	27	41	68
Tennessee	38	45	83

2010 Midwest Region — Regional Semifinal

#2	<b>Ohio State</b> (29-8)	<b>73</b>
#6	<b>Tennessee</b> (28-8)	<b>76</b>

March 26, 2010 • Edward Jones Dome • St. Louis, Mo.

Brian Williams scored the go-ahead basket on a tip-in with 32 seconds left, Bobby Maze converted a pair of late free throws and J.P. Prince blocked a desperation 3-pointer at the buzzer, leading Tennessee past Ohio State 76-73 in the Midwest Region semifinal and into the NCAA Tournament's round of eight for the first time in UT's 101-year hardwood history.

Wayne Chism finished with 22 points — all but four in the second half — and 11 rebounds for the sixth-seeded Vols, who pulled out a back-and-forth tussle after going 0-5 in its previous regional semifinal chances.

As the final buzzer sounded, Tennessee players let out screams of joy and sprinted onto the court.

Ohio State's Evan Turner — the National Player of the Year — finished with 31 points, 21 in the second half, but the rest of the Buckeyes were just 3-of-16 from the field in the second half. Jon Diebler, so big for Ohio State in the first two rounds, shot 1-of-7 from 3-point range.

William Buford scored 15 points, and David Lighty added nine for OSU, which had won four of its previous five meetings against UT, including a matchup in the 2007 regional semifinals.

After making only three baskets in the first half, Turner surpassed that output in the first 5:12 of the second half. Lighty finally gave him some help, scoring on a layup to put Ohio State in front 59-56 with 7:37 to play.

But Tennessee responded with a 12-4 run, getting contributions from four different players.

Chism gave the Vols a 72-70 lead with 1:39 to play. Turner came up with yet another big play, swishing a 3-pointer from just beyond the arc with less than 42 seconds to go. But Williams, a big, bruising center, tipped in Prince's miss on a layup.

Turner missed at the other end and Kyle Madsen lost the ball under the basket. With less than 13 seconds left, Turner fouled Maze, who after a timeout, coolly blew a kiss to someone in the Tennessee fan section. He made both free throws, giving Tennessee a 76-73 lead.

Turner had two more opportunities — and he had knocked down last-second shots before. But this time, he missed from deep in the left corner, then got the ball back. His last shot from near the top of the key didn't even get to the rim, as Prince managed to elevate, extend his arm and make an athletic block.

"Turner got a little bit of a look, but it wasn't very good," Pearl said. "Now we're going to go see if we can live every kid's dream."

VISITORS: Tennessee 28-8

	FG	3PT	FT	REBS	PF	TP	A	TO	Bl	St	Min	
04 Chism, Wayne	f	9-16	1-3	3-4	5-6-11	1	22	1	3	1	0	35
33 Williams, Brian	c	4-5	0-0	1-2	4-8-12	3	9	1	2	0	0	32
03 Maze, Bobby	g	4-9	0-2	2-2	2-1-3	1	10	2	1	0	1	19
30 Prince, J.P.	g	5-13	0-0	2-3	2-0-2	3	14	6	3	1	2	31
32 Hopson, Scotty	g	1-5	0-3	1-1	2-2-4	3	3	1	5	0	0	23
20 Hall, Kenny	0	1-1	0-0	0-0	1-0-1	1	0	0	0	0	0	4
21 Goins, Melvin	2-8	0-2	0-0	1-0-1	3	4	4	0	0	1	22	
22 Pearl, Steven	0-1	0-0	0-0	1-0-1	3	0	0	1	1	1	8	
23 Tatum, Cameron	3-4	2-3	3-3	0-0-0	1	11	0	0	0	1	14	
24 Bone, Josh	1-2	1-2	0-0	0-1-1	1	3	0	0	0	0	12	
TEAM				2-3-5		1						
Totals		30-64	4-15	12-15	20-21-41	20	76	15	16	3	6	200

TOTAL FG%	1st Half: 15-33 45.5%	2nd Half: 15-31 48.4%	Game: 46.9%
3-Pt. FG%	1st Half: 4-8 50.0%	2nd Half: 0-7 0.0%	Game: 26.7%
F Throw %	1st Half: 5-7 71.4%	2nd Half: 7-8 87.5%	Game: 80.0%

HOME TEAM: Ohio State 29-8

	FG	3PT	FT	REBS	PF	TP	A	TO	Bl	St	Min	
23 Lighty, David	g	4-8	1-3	0-2	2-1-3	3	9	5	2	1	2	26
44 Buford, William	g	5-13	2-5	3-4	0-4-4	2	15	3	0	0	2	40
52 Lauderdale, Dallas	c	1-1	0-0	0-2	2-4-6	2	2	1	1	0	0	29
21 Turner, Evan	g	10-23	2-4	9-9	4-3-7	4	31	5	6	1	1	40
33 Diebler, Jon	g	1-8	1-7	0-0	0-0-0	2	3	0	0	0	1	40
02 Simmons, Jerome	3-4	3-4	0-0	0-0-0	2	9	0	1	0	0	14	
15 Madsen, Kyle	1-1	0-0	2-2	2-1-3	1	4	0	1	0	1	11	
TEAM				3-3-6								
Totals		25-58	9-23	14-19	13-16-29	16	73	14	11	3	6	200

TOTAL FG%	1st Half: 15-27 55.6%	2nd Half: 10-31 32.3%	Game: 43.1%
3-Pt. FG%	1st Half: 6-11 54.5%	2nd Half: 3-12 25.0%	Game: 39.1%
F Throw %	1st Half: 6-8 75.0%	2nd Half: 8-11 72.7%	Game: 73.7%

Officials: Mike Kitts, Bryan Kersey, Don Daily  
 Technicals: Tennessee-None. Ohio State-None  
 Attendance: 26,377

Score by Periods	1st	2nd	Total
Tennessee	39	37	76
Ohio State	42	31	73

# 2013-14 ONLINE RECORD BOOK SUPPLEMENT

## 2010 Midwest Region — Regional Final

#5	<b>Michigan State</b> (28-8)	<b>70</b>
#6	<b>Tennessee</b> (28-9)	<b>69</b>

March 28, 2010 • Edward Jones Dome • St. Louis, Mo.

Tennessee outshot Michigan State, equaled the Spartans — statistically, the nation's best rebounders — on the boards and had one fewer turnover.

"The numbers look pretty good," Volunteers coach Bruce Pearl conceded, glancing at the box score.

But defensive lapses at the end of both halves during the Midwest Regional Final at the Edward Jones Dome doomed the Vols, as MSU advanced by a score of 70-69.

"This one won't go away... forever," Pearl said.

Tennessee led 41-37 as the last seconds ticked off before intermission. After a couple of missed shots, MSU retained possession with one second left when the ball went out of bounds under its basket.

Forward Draymond Green cut through the lane, took a pass from guard Durrell Summers and laid in a shot at the buzzer, halving the Vols' halftime edge.

After surviving a 14-1 Spartans run and charging back on an eight-point deficit in the second half, UT forged a 69-69 tie when Scotty Hopson made the first of two free throws with 11 seconds left. Hopson missed the second, setting up the final, decisive, sequence.

Spartans guard Korie Lucious corralled the rebound, hustled into the frontcourt then dished to Green near the top of the circle. Green wheeled to his right and spied forward Raymar Morgan under the basket, waving his arms frantically.

Green whipped a pass to Morgan, who was fouled by UT senior guard J.P. Prince with 1.8 seconds remaining.

Morgan made the first free throw, then purposely clanked the next. The Vols called a timeout with 1.6 seconds left, but Prince's half-court heave at the buzzer fell short.

"We didn't get back defensively," Pearl said. "They got the ball way too close to the basket, got way too good a look."

Despite the wrenching defeat, Pearl declared that Tennessee took a "major step" by reaching its first-ever Elite Eight and posting the second-highest win total in school history (28).

"We came to this regional to win it and get to the Final Four," Pearl said. "But I'm proud of my seniors and proud of our basketball program."

**NOTES:** Michigan State lost to Butler 52-50 in the Final Four.

### VISITORS: Tennessee 28-9

	FG	3PT	FT	REBS	PF	TP	A	TO	Bl	St	Min
04 Chism, Wayne	f	5-9	3-4	0-0	0-3-3	2	13	1	0	0	33
33 Williams, Brian	c	5-8	0-0	1-4	4-5-9	2	11	0	1	2	33
03 Maze, Bobby	g	3-9	1-4	2-2	0-0-0	1	9	3	2	0	22
30 Prince, J.P.	g	5-5	0-0	2-2	1-2-3	4	12	5	4	1	28
32 Hopson, Scotty	g	3-7	1-4	3-6	0-3-3	1	10	1	0	0	33
20 Hall, Kenny	0-1	0-0	0-0	1-0-1	0	0	0	0	0	0	3
21 Goins, Melvin	2-5	1-3	2-2	0-1-1	1	7	0	0	0	0	17
22 Pearl, Steven	0-0	0-0	0-0	1-1-2	1	0	0	1	0	2	11
23 Tatum, Cameron	1-2	1-1	4-5	0-1-1	2	7	1	1	0	0	12
24 Bone, Josh	0-1	0-1	0-0	1-0-1	1	0	0	1	0	0	8
TEAM				2-1-3							
Totals	24-47	7-16	14-21	10-17-27	15	69	11	10	3	6	200

TOTAL FG%	1st Half: 14-25 56.0%	2nd Half: 10-22 45.5%	Game: 51.1%
3-Pt. FG%	1st Half: 6-9 66.7%	2nd Half: 1-7 14.3%	Game: 43.8%
F-Throw %	1st Half: 9-7 77.8%	2nd Half: 7-12 58.3%	Game: 66.7%

### HOME TEAM: Michigan State 28-8

	FG	3PT	FT	REBS	PF	TP	A	TO	Bl	St	Min
02 Morgan, Raymar	f	4-11	0-1	5-6	6-4-10	1	13	2	1	2	35
10 Roe, Delvon	f	1-4	0-0	1-2	0-0-0	4	3	1	3	1	20
50 Nix, Derrick	c	1-1	0-0	0-0	1-0-1	1	2	0	0	0	13
15 Summers, Durrell	g	8-10	4-6	1-1	1-3-4	3	21	1	2	0	29
34 Lucious, Korie	g	2-9	1-7	3-4	2-1-3	0	8	4	5	1	35
03 Allen, Chris	2-6	1-3	3-5	1-1-2	3	8	2	0	0	0	29
13 Thornton, Austin	1-1	0-0	0-0	0-0-0	4	2	0	0	0	0	5
20 Kebler, Mike	0-0	0-0	0-0	0-0-0	0	0	0	0	0	0	6
22 Dahلمان, Isaiah	0-0	0-0	0-0	0-1-1	0	0	0	0	0	0	0+
23 Green, Draymond	5-10	0-1	3-3	0-1-1	4	13	2	2	2	1	26
41 Sherman, Garrick	0-0	0-0	0-0	0-2-2	0	0	0	0	0	0	2
TEAM				2-1-3							
Totals	24-52	6-18	16-21	13-14-27	20	70	12	11	8	8	200

TOTAL FG%	1st Half: 14-29 48.3%	2nd Half: 10-23 43.5%	Game: 46.2%
3-Pt. FG%	1st Half: 2-9 22.2%	2nd Half: 4-9 44.4%	Game: 33.3%
F-Throw %	1st Half: 9-11 81.8%	2nd Half: 7-10 70.0%	Game: 76.2%

**Officials:** John Cahill, Patrick Driscoll, Michael Stephens

**Technical:** Tennessee-None. Michigan State-None

**Attendance:** 25,242

Score by Periods	1st	2nd	Total
Tennessee	41	28	69
Michigan State	39	31	70

## 2011 West Region — Second Round

#8	<b>Michigan</b> (21-13)	<b>75</b>
#9	<b>Tennessee</b> (19-15)	<b>45</b>

March 18, 2011 • Time Warner Cable Arena • Charlotte, N.C.

Tennessee's NCAA Tournament run ended early as the Volunteers were dealt a 75-45 loss to eighth-seeded Michigan at Time-Warner Cable Arena in the second round of West Region action.

It was a tale of two halves for the Volunteers. During the first 20 minutes of play, UT shot 45 percent from the floor on 9-of-20 shooting and went 10-of-12 from the free-throw line. Trailing 33-29 at halftime, the game remained close until a stretch of Tennessee turnovers fueled a 16-0 Michigan run.

The Vols shot a humble 26 percent from the floor in the second half and only managed to get to the stripe four times. Michigan pulled away, outscoring UT 42-16 after shooting 18-of-28 in the second half.

To Michigan's credit, the undersized Wolverines out-rebounded Tennessee 36-26 and outscored UT in the paint 46-22. Both marks were nails the Vols had hung their hat on all year.

After a perfect 6-of-6 shooting performance in the first half, Tennessee Freshman All-American Tobias Harris went a scoreless 0-of-5 shooting in the second half. Still, the Dix Hills, N.Y., native led the Vols with 19 points.

"We just didn't play with heart out there," Harris said. "Michigan came out and made shots and we just did a terrible job of trying to cover them. On the offensive end, we rushed too many shots. Basically, just quit."

The loss was the eighth in the last 12 games for Tennessee, which ended its season at 19-15. It marked the first time UT finished below 20 wins during head coach Bruce Pearl's tenure.

**NOTES:** The game marked the end of Bruce Pearl's six-year tenure as head coach, as he was relieved of his duties March 21, 2010 ... The game also was the first in NCAA Tournament history in which a team won a game despite failing to make a free throw; UM attempted just one ... Michigan lost to No. 1-seeded Duke 73-71 in the third round.

### VISITORS: Tennessee 19-15

	FG	3PT	FT	REBS	PF	TP	A	TO	Bl	St	Min
12 Harris, Tobias	f	6-11	0-1	7-7	0-5-5	0	19	0	3	2	36
33 Williams, Brian	c	1-3	0-0	0-0	0-0-0	2	2	1	1	1	16
02 Goins, Melvin	g	0-3	0-3	2-2	0-4-4	1	2	3	0	1	27
23 Tatum, Cameron	g	2-9	1-6	0-1	0-1-1	3	5	4	4	1	27
32 Hopson, Scotty	g	1-5	1-3	1-2	0-2-2	2	4	0	0	0	21
01 McRae, Jordan	0-2	0-2	0-0	0-0-0	0	0	0	0	0	0	2
10 Hubert, Michael	0-0	0-0	0-0	0-0-0	0	0	0	0	0	0	0
11 Golden, Trae	2-3	0-0	2-2	0-0-0	6	2	1	0	1	0	14
13 McBe, Skylar	1-2	1-2	0-0	0-1-1	2	3	0	1	0	0	20
20 Hall, Kenny	1-2	0-0	0-0	1-3-4	2	1	1	1	0	0	18
22 Pearl, Steven	0-1	0-0	0-0	3-1-4	2	0	1	0	0	0	6
24 Bone, Josh	1-2	0-1	0-0	0-0-0	1	2	0	0	0	0	10
25 Fields, John	0-0	0-0	0-0	0-1-1	0	0	0	0	0	0	1
34 Maymon, Jeronne	0-0	0-0	0-2	1-1-2	0	0	0	0	0	0	1
TEAM				1-1-2							
Totals	15-43	3-18	12-16	6-20-26	13	45	10	18	5	4	200

TOTAL FG%	1st Half: 9-20 45.0%	2nd Half: 6-23 26.1%	Game: 34.9%
3-Pt. FG%	1st Half: 1-4 25.0%	2nd Half: 2-14 14.3%	Game: 16.7%
F-Throw %	1st Half: 10-12 83.3%	2nd Half: 2-4 50.0%	Game: 75.0%

### HOME TEAM: Michigan 21-13

	FG	3PT	FT	REBS	PF	TP	A	TO	Bl	St	Min
52 Morgan, Jordan	f	5-6	0-0	1-1	3-0-3	2	10	0	1	1	19
00 Novak, Zack	g	5-10	4-6	0-0	2-8-10	2	14	2	2	0	35
01 Douglass, Stu	g	5-7	1-3	0-0	0-1-1	1	11	2	1	0	34
04 Morris, Darius	g	4-12	0-3	0-0	2-4-6	2	8	9	3	0	37
10 Hardaway Jr., Tim	g	5-9	1-3	0-0	1-4-5	3	11	3	1	0	30
05 Akunne, Eso	0-1	0-1	0-0	0-0-0	1	0	0	0	0	0	2
13 Vogrich, Matt	5-5	1-1	0-0	1-2-3	3	11	0	1	0	1	16
15 Horford, Jon	0-0	0-0	0-0	0-1-1	1	0	0	0	0	0	1
20 Bartelstein, Josh	0-0	0-0	0-0	0-0-0	0	0	0	0	0	0	1
22 McLimans, Blake	1-2	0-1	0-0	0-2-2	2	0	0	0	0	0	5
23 Smotrycz, Evan	3-11	2-7	0-0	2-2-4	2	8	0	1	1	1	16
32 Person, Corey	0-1	0-1	0-0	0-0-0	0	0	0	0	0	0	1
45 Christian, Colton	0-0	0-0	0-0	0-0-0	0	1	0	0	0	0	3
TEAM				1-0-1							
Totals	33-64	9-26	0-1	12-24-36	17	75	20	11	2	5	200

TOTAL FG%	1st Half: 15-36 41.7%	2nd Half: 18-28 64.3%	Game: 51.6%
3-Pt. FG%	1st Half: 3-15 20.0%	2nd Half: 6-11 54.5%	Game: 34.6%
F-Throw %	1st Half: 0-1 0.0%	2nd Half: 0-0 0.0%	Game: 0.0%

**Officials:** Ed Corbett, Gary H. Maxwell, Paul Faia

**Technical:** None

**Attendance:** 16,829

Score by Periods	1st	2nd	Total
Tennessee	29	16	45
Michigan	33	42	75