



TEXAS A&M MEN'S BASKETBALL

2022-23

MEDIA GUIDE

TEXAS A&M MEN'S BASKETBALL



MEDIA GUIDE 2022-2023

TABLE OF CONTENTS/MEDIA INFORMATION

Table of Contents	1
Media Information / Quick Facts	2-3

ABOUT THE PROGRAM

Reed Arena	4-5
Cox-McFerrin Center for Aggie Basketball	6-7
Gameday Experience.....	8-9
The Southeastern Conference.....	10-13
2016 SEC Championship.....	14
NCAA Tournament.....	15
Media Exposure	16-17
Team Travel.....	18-19
Offseason Workouts.....	20-21
Boot Camp.....	22-23
Buzz's Bunch.....	24-25
Quote Shirts.....	26-27
adidas Gear.....	28-29
Building Your Brand.....	30-31
Aggies in the NBA Draft.....	32
Aggies in the NBA	33

THE AGGIES

Team Photo / Roster / Pronunciation Guide	34-35
Student-Athlete Bios	
Dennis Dexter.....	36-37
Ethan Henderson	38-39
Andre Gordon.....	40-41
Tyrece Radford.....	42-43
Henry Coleman III.....	44-45
Andersson Garcia.....	46-47
Hayden Hefner.....	48-49
Julius Marble.....	50-51
Erik Pratt.....	52-53
Khalen Robinson.....	54-55
Javonte Brown.....	56-57
Manny Obaseki.....	58-59
Wade Taylor IV.....	60-61
Davin Watkins.....	62-63
Ashton Smith	64
Jaelyn Lee.....	65
Solomon Washington	66
Jordan Williams	67
Strength and Conditioning	68-69
Sports Medicine.....	70-71
Slocum Nutrition Center	72-73
Nutrition.....	74-75
Student-Athlete Engagement.....	76
Student-Athlete Academic Services.....	77

COACHING, SUPPORT STAFF & ADMINISTRATION

FAMILY	78-82
Coaching Staff Highlights	83
Back-to-Back NBA Champions	84
Buzz-Coached Players in the NBA.....	85
Buzz Williams, Head Coach.....	86-89
Devin Johnson, Associate Head Coach	90-91
Steve Roccaforte, Assistant Coach	92-93
Lyle Wolf, Assistant Coach.....	94-95
Dale Layer, Special Assistant to the Head Coach.....	96-97
Vince Walden, Director of Operations.....	98-99

Luke Hillin, Chief of Staff.....	100
Josh Chambers, Director of Creative Design & Branding.....	101
TJ Ryan, Director of Scouting	102
Eddie Benion, Associate Athletic Trainer	103
Steve Gephardt, Director of Sport Performance	104
Antonio McKenzie, Director of Player Relations	105
Wabissa Bede, Program Aide.....	106
Landry Moffett, Administrative Coordinator/Cal Furgal, Graduate Assistant	107
John Sharp, Texas A&M University System Chancellor	108
M. Katherine Banks, Texas A&M University President.....	109
Ross Bjork, Director of Athletics.....	110
Justin Moore, Deputy Athletics Director / Team Administrator	111
Athletics Senior Staff.....	112
About Texas A&M	113

HISTORY & RECORDS

Annual Team Records	114-115
All-Time Coaches and Captains.....	116
Year-by-Year Results	117-148
Series Records	149
All-Time Series History.....	150-165
All-Time Poll History: AP	166
All-Time Poll History: Coaches.....	167
NCAA Tournament History	168
Individual Game Records.....	169-171
Individual Game Records / Opponent Individual Game Records.....	172
Opponent Individual Game Records	173-174
Individual Season Records.....	175-177
Texas A&M in Conference Tournaments	178
Texas A&M in Overtime	179
Milestone Games / Biggest Wins and Losses.....	180
Postseason Honors.....	181-183
All-Time Lettermen	184-186
All-Time Jersey Numbers	187-189
All-Time Starting Lineups Since 1951-52.....	190-192
All-Time Starting Lineups Since 1951-52/In-Season Tournament Titles	193
1,000-Point Club.....	194-195
500 Rebound Club.....	196-197
250 Assists Club	198
100 Steals Club.....	199
100 Blocked Shots Club.....	200

2022-23 TEXAS A&M MEN'S BASKETBALL MEDIA GUIDE CREDITS

Writer, Executive Editor & Designer

Marissa Avanzato and Evan Roberts

Editors

Brad Marquardt, Texas A&M Men's Basketball Staff, Texas A&M Athletics Communications Staff

Cover & Layout Design

Nick Adkins

Contributors

SEC Media Relations Office, Colin Killian, Matt Simon, Josh Chambers

Photography

Craig Bisacre, Josh Chambers, Kate Luffman, Thomas Campbell, Glen Johnson, Russell James, Andy Hancock, Associated Press, NBA Entertainment, Getty Images, Chicago Bulls and Los Angeles Lakers

Special Thanks to

Brad Marquardt, Craig Bisacre, Josh Chambers and Nick Adkins

Printing

Integ - Bryan, Texas



MEDIA INFORMATION

CREDENTIALS

Credentialing by the Texas A&M Athletics Department for event coverage is based on several factors which together are intended to provide a working atmosphere conducive to professional media coverage and practices.

Credentialing priority for all sports is given to professional media outlets that cover Texas A&M Athletics on an active, consistent and comprehensive basis. Authorized outlets are established, active, legitimate journalistic organizations with a proven history of comprehensive coverage.

A complete list of credential policies for Texas A&M athletics can be found at 12thMan.com/media. To request credentials visit www.sportssystem.com/clients/seccredentials.

PHOTOGRAPHERS

Photo credentials should be requested in the same manner as regular media credentials. Photographers will be placed along both ends of the court where space permits. Photo credentials will be issued according to the following protocol:

1. Local newspapers, wire services, national publications, local TV stations and newspapers and television stations regularly covering the opponent.

2. Other daily newspapers and television stations with preference to those covering A&M on a regular basis.

3. Non-daily newspapers and other publications with a preference to those covering A&M on a regular basis.

MEDIA PARKING


Parking passes must be requested at least one week in advance of the game and will be mailed if time permits. Requested parking passes may also be picked up at the Athletics Communications Office in Kyle Field on campus. Parking passes may not be picked up at Reed Arena. Parking passes are good for all lots at Reed Arena except the loading dock area. Season parking passes will be issued to media covering A&M on a regular basis.

MEDIA WORK ROOM

A media work room is located on the floor-level in the south corridor of Reed Arena. Power will be available as well as wireless internet access.

PHOTO WORK ROOM

A photographers work area is located near the loading dock entrance at Reed Arena. Power and wireless internet access are available.



TEXAS A&M QUICK FACTS

Location	Bryan-College Station, Texas
Founded	1876 (First classes)
Enrollment	74,829 (Fall 2021)
Chancellor	John Sharp (Texas A&M '72)
President	M. Katherine Banks (Florida '82)
Faculty Representative	Dr. Paul Batista (Trinity '73)
Director of Athletics	Ross Bjork (Emporia State '95)
Athletics Department Phone	(979) 845-5129
Conference	Southeastern
Nickname	Aggies
Colors	Maroon (Pantone 505) & White
Head Coach	Buzz Williams
Year at Texas A&M	4 th (51-37, 3 yr)
Year as Head Coach	16 th (304-92, 15 yrs)
Assistant Coaches	Devin Johnson, Steve Roccaforte and Lyle Wolf
2021-22 Record	27-13
2022-23 Conference Record	9-9
Starters Returning	4 (Henry Coleman III, Manny Obaseki, Tyrece Radford, Wade Taylor IV)
Starters Lost	1 (Quenton Jackson)
Home Arena	Reed Arena
Capacity	12,989
Men's Basketball SID	Brad Marquardt
Cell Phone	979-229-8651
Email	bmarquardt@athletics.tamu.edu
Secondary Men's Basketball SID	Marissa Avanzato
Web Site	12thMan.com
MBB Facebook/Instagram/Twitter	@AggieMBK

NCAA RESOLUTION

On August 20, 2021 the NCAA announced the completion of a negotiated resolution process with the university related to four isolated violation in the Aggie men's basketball program between April 2019 and June 2020.

1. The head men's basketball coach allowed six non-coaching men's basketball staff members to participate in on-court basketball activities and engage in technical or tactical basketball instruction, thus resulting in the men's basketball program exceeding NCAA limits on countable men's basketball coaches by three.

2. Impermissible recruiting activities:

a. The head men's basketball coach had contact with a prospect during an evaluation period;
 b. An assistant men's basketball coach impermissibly observed an unofficially visiting prospect who was participating in an open gym; and

c. An assistant men's basketball coach conducted two impermissible basketball tryouts with an unofficially visiting prospect and arranged a non-coaching men's basketball staff member to participate in those two tryouts.

3. Impermissible recruiting activities, countable athletically related activities and personnel activities:

a. In May and June 2020 on approximately 24 occasions, an assistant men's basketball coach conducted and supervised off-campus workouts with a then-men's basketball prospective student-athlete (i.e., tryout violations for the prospect) and several men's basketball student-athletes in many of the workouts even though the activities were prohibited due to the COVID-19 pandemic; and
 b. During the impermissible workouts from May and June 2020, the assistant men's basketball coach also arranged for non-coaching men's basketball staff members to participate in the on-court activities when they supervised and conducted workouts with the involved prospect and the men's basketball student-athletes, resulting in the men's basketball program exceeded the limits on countable men's basketball coaches by four.

4. The head men's basketball coach violated NCAA head coach responsibility rules when he did not promote an atmosphere of compliance because of his personal involvement in the violations and because he did not monitor his staff.

The university and the NCAA imposed the following penalties as a result of these violations:

1. Two years of probation, ending June 30, 2023;
2. A \$5,000 fine paid to the NCAA;
3. Recruiting restrictions:
 - a. A reduction in men's basketball official visits for the 2021-22 academic year by five;
 - b. No unofficial visits for the first three Southeastern Conference home men's basketball games during the 2021-22 academic year;
 - c. The institution shall have no recruiting communication for three weeks to begin at either the end of the upcoming dead period or the beginning of the fall of 2021 recruiting period; and
 - d. A reduction in men's basketball recruiting days by 5% (i.e., 7 days) during the 2021-22 academic year;
4. A two-game suspension (during the regular season) for the head men's basketball coach for the 2021-22 men's basketball season;
5. Public reprimand and censure through the release of the negotiated resolution agreement;
 - a. The institution shall issue a letter of reprimand to the special assistant to the head men's basketball coach; and
 - b. The institution shall issue a letter of reprimand to the involved assistant men's basketball coach for his knowledge of violations.

The head coach and involved assistant men's basketball coach did not have any prior Level I, Level II or any other major violations. The NCAA noted the institution, head coach and assistant coach had prompt acknowledgement of the violations, accepted responsibility and took meaningful corrective measures and penalties. Texas A&M Athletics is committed to abiding by NCAA rules and regulations. None of the penalties resulting from the violation will have any negative effect on the experience of our men's basketball student-athletes, and the men's basketball program remains eligible for the NCAA post-season. The future is bright for Aggie Men's Basketball.



REED ARENA

Reed Arena, a 12,989-seat special events center located on the west side of campus, opened in the fall of 1998.

Reed Arena serves as the home for the Texas A&M men's and women's basketball teams. Complete with the amenities of an NBA arena and the atmosphere of a collegiate setting, Reed Arena provides A&M with one of the best basketball arenas in the southwest and provides first-class accommodations not only for Aggie basketball but for major concerts, commencement ceremonies and a variety of other events.

The arena is named for Houston veterinarian Dr. Chester J. Reed, a 1947 graduate of A&M, and his wife, Billie Jean. In 1986, the Reeds contributed 265 acres of undeveloped land west of Houston to the university, forming the nucleus of assets used to fund the facility.

The playing surface was re-designed for the 2019-20 athletic year. The new court features the popular Lone Star logo in maroon at mid-court, which makes this the fourth iteration of the Reed Arena court that features the shape of Texas. The court markings are maroon, including the 3-point line of 22 feet, 1.75 inches.

The hardwood court is surround by a maroon apron, which for the first time, features the text "Gig 'Em Aggies" in white. Additionally, Texas A&M's online presence is featured on the court with athletics' Twitter and Instagram handle of @12thMan and the web address of 12thMan.com.

There are 10 meeting rooms in Reed Arena which can house a variety of events. Pregame and postgame gatherings are planned for many games and will regularly occupy the 6,000 square foot room high atop the second level on the east side.



REED ARENA SINGLE-GAME ATTENDANCE RECORDS

1.	14,036	vs. Kentucky	1/19/22
2.	13,888	vs. LSU	1/19/16
3.	13,717	vs. Texas	2/27/10
4.	13,657	vs. Kansas	2/15/10
5.	13,648	vs. Texas Tech	1/30/10
6.	13,584	vs. Oklahoma State	2/16/08
7.	13,555	vs. Texas	1/30/08
8.	13,300	vs. Texas	1/31/11
9.	13,263	vs. Kentucky	2/10/18
10.	13,203	vs. Missouri	3/3/07
11.	13,196	vs. Texas	2/5/07

TEXAS A&M ATHLETICS

GIG 'EM AGGIES

TEXAS A&M



TEXAS A&M

@12THMAN

12THMAN.COM

12THMAN.COM



TEXAS A&M MEN'S BASKETBALL



COX-MCFERRIN CENTER FOR AGGIE BASKETBALL

During the summer of 2019, the Cox-McFerrin Practice Center went through a facelift that transformed both the coaches offices and practice gym.

The court in the practice gym was repainted to reflect the new NCAA rules on changed lines. New graphics were printed and displayed throughout the facility to reflect Coach Williams' philosophy and honor the program's history with imagery that displays Aggies in the NBA as well as tournament appearances.

The weight room was completely overhauled with windows, graphics, state-of-the-art equipment and brand-new flooring.



COX-MCFERRIN CENTER FOR AGGIE BASKETBALL



TEXAS A&M MEN'S BASKETBALL





GAMEDAY EXPERIENCE

The Aggies are proud to call Reed Arena their home as they enter their 22nd season inside the 12,989-seat arena.


Texas A&M has enjoyed great success at Reed Arena as they hold a 284-102 record at the facility and have not had a home losing season since 2003-04.

The 12th Man plays a critical role at all home games as the Reed Rowdies, Texas A&M's student section, create a raucous environment behind both goal posts, giving the Aggies one of the best environments in the country.

Adding to the ambience of the game are a DJ and emcee that entertain fans of all ages pregame and throughout the game during media timeouts.

Texas A&M has averaged more than 6,900 fans per game five of the last seven seasons, giving the Aggies one of the best home-court advantages in the SEC and NCAA.





TEXAS A&M MEN'S BASKETBALL



THE NATION'S BEST PLAYERS

- 50 SEC players have been selected in the last five NBA Drafts. That leads all conferences: 45 ACC, 33 Big Ten, 33 Pac-12, 25 Big 12 and 14 Big East.
- 28 SEC players have been selected in the first round of the last five NBA Drafts. That ranks as the second-most in the nation: ACC 29, Pac-12 18, Big 12 14 and Big Ten 11.
- 14 NBA Draft Lottery picks in the last five years are the most in the nation. That leads the nation: ACC 13, Big 12 nine, Big Ten eight, Pac-12 six.
- Six No. 1 overall NBA Draft picks since 2010.
- 12 NBA Draft picks in 2021, 2020 and 2019.
- Seven first round NBA Draft picks in 2021.
- 80 players from SEC schools were on 2022-23 NBA Opening Day rosters.
- Four players from SEC schools named 2022 NBA All-Stars: Devin Booker (UK/Phoenix); Darius Garland (VU/Cleveland); Kris Middleton (AM/Milwaukee) and Karl-Anthony Towns (UK/Minnesota).
- Kentucky's Oscar Tshiebwe was named the 2022 National Player of the Year by virtually every outlet, joining the likes

of Pete Maravich, Shaquille O'Neal and Anthony Davis as SEC players who have won national player of the year awards.

- Auburn's Jabari Smith earned 2022 National Freshman of the Year awards from the USBWA and NABC, joining Chris Jackson, John Wall, Anthony Davis and Ben Simmons as SEC players who have been named national freshman of the year.
- Four players earned All-America honors from the Associated Press in 2022: Kentucky's Oscar Tshiebwe (1st team), Auburn's Jabari Smith (2nd team), Arkansas' JD Notae (3rd team) and LSU's Tari Eason (honorable mention).

POSTSEASON SUCCESS

- 27 NCAA Tournament selections over the last three tournaments.
- Eight NCAA Tournament selections in 2018 are the most in league history.
- 78-49 (60.5 percent) in the NCAA Tournament since 2012 (10-3 in 2012, 4-3 in 2013, 12-3 in 2014, 6-5 in 2015, 3-3 in 2016,



11-5 in 2017, 8-8 in 2018, 12-7 in 2019, 7-6 in 2021 and 5-6 in 2022).

- 14 of 14 SEC teams have made at least one NCAA Tournament appearance in the last seven tournaments.
- The SEC has had at least one team advance to the Sweet 16 in 31 of the last 32 tournaments.
- Nine different SEC teams have advanced to the Sweet 16 in the last five NCAA Tournaments. All 14 SEC members have advanced to the Sweet 16 since 1996.
- The SEC has advanced at least one team to the Elite Eight in nine of the last 12 tournaments.
- The SEC has advanced a team in the Final Four six of the last 11 tournaments.
- Eight different SEC teams (Arkansas, Auburn, Florida, Georgia, Kentucky, LSU, Mississippi State and South Carolina) have appeared in the Final Four.
- The SEC won the ninth annual Big 12/SEC Challenge by winning six of the 10 games on January 29, 2022. It is the second year in a row the SEC won the Challenge. The SEC has lost the Challenge just one time in the last six years.

- Auburn became the eighth different SEC school to be ranked No. 1 in the Associated Press Poll on January 17, 2022 (Alabama, Arkansas, Auburn, Florida, Kentucky, Missouri, South Carolina and Tennessee).
- Four coaches enter the 2022-23 season ranking among the winningest active coaches in the nation: John Calipari (4th with 768 wins), Rick Barnes (6th with 754 wins), Bruce Pearl (15th with 626 wins) and Kermit Davis (29th with 467 wins).
- Three coaches have been named national coach of the year: Bruce Pearl, John Calipari and Rick Barnes.

DEVELOPMENT AND ACHIEVEMENT

- LSU's Skylar Mays was named the 2020 CoSIDA Academic All-America of the Year. He was a two-time first team CoSIDA Academic All-America (2019 and 2020).
- 81 men's basketball students were named to the 2021-22 SEC Academic Honor Rolls for having a grade point average of 3.00 or above for either the preceding academic year or a cumulative grade point average of 3.00 or above.

- 31 men's basketball student-athletes wore the SEC Graduate patch on their uniforms in 2021-22.
- Three Men's Basketball Academic All-America of the Year hail from the SEC: Alec Kessler, UG (1989 & 1990); Bruce Elder, VU (1993), Matt Bonner, UF (2002 & 2003), Canyon Berry, UF (2017) and Skylar Mays, LS (2020).
- The Men's Basketball Leadership Council is one component of the SEC Student-Athlete Leadership Council. The others are the Women's Basketball Leadership Council and the Football Leadership Council. The student-athletes who comprise the SEC Men's Basketball Leadership Council are: Adam Cottrell, Alabama; Cade Arbogast, Arkansas; Babatunde Akingbola, Auburn; Kowacie Reeves, Florida; Jabri Abdur-Rahim, Georgia; Brennan Canada, Kentucky; Justice Hill, LSU; Matthew Murrell, Ole Miss; Isaac Stansbury, Mississippi State; Kobe Brown, Missouri; Chico Carter Jr., South Carolina; Jahmai Mashack, Tennessee; Henry Coleman III, Texas A&M; Quentin Millora-Brown, Vanderbilt.



TEXAS A&M MEN'S BASKETBALL



TEXAS A&M MEN'S BASKETBALL



HOME OF THE 12TH MAN



TEXAS A&M MEN'S BASKETBALL



2016 SEC CHAMPIONSHIP

It was a winding road that had no shortage of drama along the way, but the 2015-16 Texas A&M basketball team was able to do something that no other Aggie squad had been able to do in 30 years - win a conference title.

For the first time since 1986, Texas A&M cut down the nets as regular season conference champions, following the victory over Vanderbilt during the regular season finale. The Aggies shared the league crown with Kentucky, who also posted a 13-5 SEC mark, but A&M took the top seed at the SEC Tournament by virtue of a 79-77 overtime victory over the Wildcats on Feb. 20.

The Aggies' path to the title saw them earn seven straight victories to begin SEC play and climb to No. 5 in the national polls, the highest ranking in program history. A lull followed that saw A&M drop five consecutive SEC games, four by five or less points, before the Aggies got hot to close the regular season with six straight wins.

Overall, the league title was the 12th in Texas A&M men's basketball history.




Texas A&M has made 14 appearances in the NCAA Tournament and has made the field in eight of the last 14 years.

The Aggies are 13-15 all-time in 14 appearances in the NCAA Tournament and have advanced to the round of 16 five times - 1951*, 1969†, 1980, 2007, 2016 (* 16-team field; † 25-team field).

This included a trio of Sweet 16 appearances since the tournament field expanded to 48 teams - in 1980, under the direction of Shelby Metcalf, in 2007, led by head coach Billy Gillispie, and in 2016 under Billy Kennedy.

A&M head coach Buzz Williams led Marquette and Virginia Tech to eight tournament appearances in 11 years and has four career Sweet Sixteen appearances and one Elite Eight berth.





MEDIA EXPOSURE

Texas A&M embraces its large and growing presence in the local, state and national media.

Since the inception of the SEC Network, Texas A&M's presence has grown exponentially with nearly every game on the ESPN family of networks. For the seventh consecutive year, all conference games air on ESPN, ESPN2, ESPNU or SEC Network.

Additional home non-conference games air on SEC Network+, which can be seen throughout the United States on the Watch ESPN app.

With the additional exposure, student-athletes are requested for numerous interviews throughout the season on various platforms (television, print and podcasts/radio).

Following every game, two student-athletes and head coach Buzz Williams address the media.





TEXAS A&M MEN'S BASKETBALL





TEAM TRAVEL


The Texas A&M Men's Basketball team travels in a first-class manner to all of their road games.

The Aggies utilize a luxury charter jet that allows them a flexible schedule and minimizes lost class time. With Easterwood Airport less than three miles away from Reed Arena, Texas A&M's travel time is as efficient as possible.

In the event the Aggies don't charter a flight, first-class busses are reserved that feature state-of-the-art entertainment features and luxury comfort.

After reaching their destination, the Aggies always stay in top-of-the-line hotels to maximize rest prior the game.

One of Texas A&M Athletics' primary objectives is to provide an unmatched student-athlete experience and that mentality can be seen first-hand when the Aggies travel.





TEXAS A&M MEN'S BASKETBALL



OFFSEASON WORKOUTS

In today's college basketball, the season isn't just from November to the first weekend of April. To be an elite team and consistently make the NCAA Tournament, Coach Williams' teams are constantly trying to #getBETTER as they work hard throughout the calendar year.

Using a wide-range of drills and activities, Texas A&M works tirelessly toward their goals with a single focus and purpose.

Since their arrival to Bryan-College Station, Coach Williams and staff have brought a new mindset of physicality and student-athlete well-being. The players have seen tangible results, both on and off the court, which leads to an overall better lifestyle.





TEXAS A&M MEN'S BASKETBALL



BOOT CAMP

A staple of every Buzz Williams' program, Boot Camp signals the unofficial start to each season. Boot Camp occurs each year prior to the start of official practices and pushes the team to their physical and mental limits. Each session helps prepare the student-athletes to become better teammates and persevere through all of the obstacles they may face throughout their season and careers.

The week-long program features sessions that mostly occur in the morning before sunrise. Each player must successfully pass each session before advancing to the next. The week culminates as every player dons their game jersey and staff dresses up in gameday attire as the team literally runs through their schedule. Beginning with the exhibition game and ending with national championship, each game on the schedule represents a different drill the team must complete.

While Boot Camp tests the players physically, there is nothing that compares to the team chemistry that is built during the grueling week. Players are forced to rely on their teammates and new leaders emerge. Players see firsthand the level of teamwork needed to complete Boot Camp and form a tight bond that lasts over the course of the season. After completing the final drill, all the blood, sweat and tears turns into pure joy as the players are gifted with adidas gear for the new season.





TEXAS A&M MEN'S BASKETBALL





BUZZ'S BUNCH

While Texas A&M is known for its traditions, head coach Buzz Williams has a tradition of his own with his program, Buzz's Bunch.

Buzz's Bunch is a program with a primary objective of helping children with special needs come together socially while hopefully falling in love with game of basketball.

Buzz's Bunch began in 2008 when Williams was the head coach at Marquette University in Milwaukee, Wisc., and it continued to flourish during his time in Blacksburg, Va., at Virginia Tech. The free program has blossomed into a community with more than 300 members across the nation, many of whom remain in close contact with Coach Buzz.

Among the benefits of joining Buzz's Bunch are a pair of opportunities to interact with Coach Buzz, his staff and members of the Texas A&M men's basketball team. This past summer, members had the opportunity to partake in basketball drills, tour the Texas A&M basketball facilities as well as taking a photo with Coach Buzz.

Members also received free tickets to their choice of selected non-conference games and had the chance to spend time with players and staff on the court before warmups.





TEXAS A&M MEN'S BASKETBALL

Quote Shirts have been a pillar in the culture of Coach Buzz Williams' programs throughout his career as a head coach.

Coach Williams gives Quote Shirts to the players and staff throughout the season to show them that he loves them, and also the shirts serve a bigger purpose with stories and seminars within its context.

Each individual Quote Shirt carries a life lesson or story behind its design for which the people within the men's basketball family can relate.

Whether the shirt reminds the players of a moment, value or just a simple sentence or phrase designed to help them #getBETTER, it carries a deeper meaning.

These shirts forever serve as a reminder for all involved with the program to do right for the rest of their lives.





TEXAS A&M MEN'S BASKETBALL





ADIDAS GEAR

TEXAS A&M MEN'S BASKETBALL

Through Texas A&M's partnership with adidas, the Aggies are outfitted from head-to-toe with one of the top athletic apparel companies in the world.

From the latest shoes to the finest practice and game gear that features the highest quality of design and technology, student-athletes enjoy the benefits of being an adidas school.

Players receive everything from jerseys to off-court apparel such as performance shirts, warm-ups, sweat suits, shooting shirts and t-shirts.



HOME OF THE 12TH MAN



TEXAS A&M MEN'S BASKETBALL



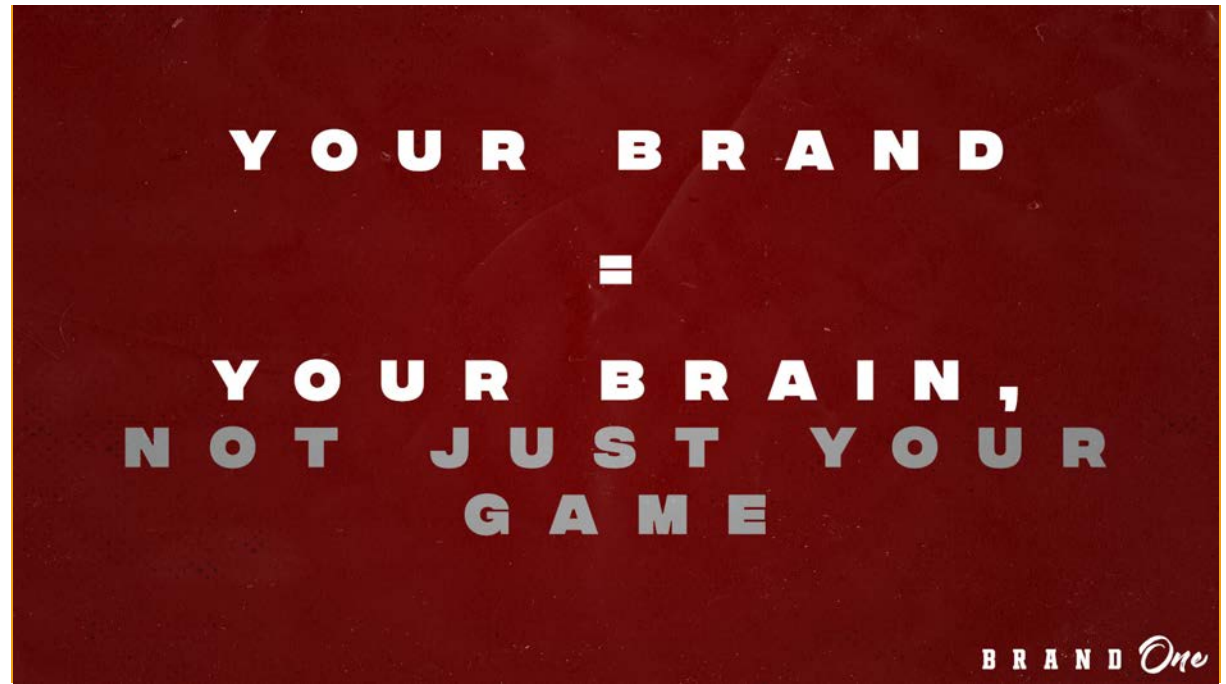


BUILDING YOUR BRAND

Texas A&M Basketball is committed to being the trailblazers of the Name, Image, and Likeness movement. This past season each student-athlete was able to handcraft their own personal brand including logo design, social media strategy, scalability, and product ideas.

On top of giving the student-athletes the tools to grow their personal brands, the Texas A&M Basketball staff also led break out sessions titled 'BrandOne' that showed the student-athletes how to efficiently grow their brand into something that is sustainable for their preferred lifestyle and time after basketball.

The Texas A&M Basketball staff continues to educate the players on marketing nuances, devoting time and providing them with every possible resource to solidify their brands as we move into the new landscape of college athletics.



BUILDING YOUR BRAND

YOUR

WAY



TEXAS A&M MEN'S BASKETBALL




AGGIES IN THE NBA DRAFT

YEAR	PLAYER	TEAM	ROUND	OVERALL PICK
1951	John DeWitt	Tri-Cities Blackhawks	10 th	84
1952	Walter Davis	Philadelphia Warriors	2 nd	n/a
	Jewell McDowell	Rochester Royals	5 th	45
1960	Wayne Lawrence	Boston Celtics	5 th	40
1962	Carroll Broussard	Chicago Zephyrs	9 th	74
1964	Bennie Lenox	Baltimore Bullets	5 th	39
1966	John Beasley	Baltimore Bullets	5 th	45
1967	Randy Matson	Seattle Supersonics	11 th	122
1969	Ronnie Peret	Los Angeles Lakers#	11 th	154
1971	Steve Niles	New York Knicks	4 th	67
1973	Jeff Overhouse	San Antonio Spurs*	7 th	n/a
1974	Randy Knowles	Chicago Bulls	5 th	88
1976	Sonny Parker	Golden State Warriors	1 st	17
	Barry Davis	Houston Rockets	7 th	114
1980	David Britton	Dallas Mavericks	3 rd	57
1981	Vernon Smith	Philadelphia 76ers	2 nd	46
	Rynn Wright	Philadelphia 76ers	4 th	92
1982	Rudy Woods	Dallas Mavericks	4 th	73
1983	Claude Riley	Philadelphia 76ers	3 rd	74
	Tyren Naulls	New Jersey Nets	5 th	110
1985	Kenny Brown	Denver Nuggets	5 th	112
1986	Jimmie Gilbert	Chicago Bulls	5 th	98
1987	Winston Crite	Phoenix Suns	3 rd	53
1994	Brooks Thompson (OSU)	Orlando Magic	1 st	27
2005	Antoine Wright	New Jersey Nets	1 st	15
2007	Acie Law IV	Atlanta Hawks	1 st	11
2008	DeAndre Jordan	Los Angeles Clippers	2 nd	35
2009	Chinemelu Elonu	Los Angeles Lakers	2 nd	58
2012	Khris Middleton	Detroit Pistons	2 nd	39
2018	Robert Williams	Boston Celtics	1 st	27

* supplementary draft

Peret also was picked in the 12th round of the ABA draft by the Indiana Pacers

Sonny Parker became the first Texas A&M player to be drafted in the first round of the NBA Draft when he was selected with the 17th overall pick by the Golden State Warriors in 1976.






ALEX CARUSO



DEANDRE JORDAN



DANUEL HOUSE



ROBERT WILLIAMS



KHRIS MIDDLETON

TEXAS A&M MEN'S BASKETBALL



NO.	NAME	POS.	HT.	WT.	CL-EXP	HOMETOWN/HS/LAST SCHOOL
0	Dexter Dennis	G	6-5	210	GR-TR	Baker, La. / Believe Academy (S.C.) / Wichita State
1	Khalen Robinson	G	6-0	180	JR-TR	Little Rock, Ark. / Oak Hill Academy (Va.) / Arkansas
2	Hayden Hefner	G	6-6	185	JR-2L	Nederland, Texas / Nederland
3	Erik Pratt	G	6-5	185	JR-TR	Lake Worth, Fla. / Park Vista / Seward County CC
4	Wade Taylor IV	G	6-0	185	SO-1L	Dallas, Texas / Lancaster
5	Jordan Williams	G	6-3	215	FR-HS	Houston, Texas / Second Baptist
10	Ethan Henderson	F	6-8	205	5th-1L	Little Rock, Ark. / Parkview Magnet / Arkansas
11	Andersson Garcia	F	6-7	210	JR-TR	Moca, Dominican Republic / Hamilton Heights (Tenn.) / Mississippi State
13	Solomon Washington	F	6-7	225	FR-HS	New Orleans, La. / Carver
15	Henry Coleman III	F	6-8	245	JR-1L	Richmond, Va. / Trinity Episcopal School / Duke
20	Andre Gordon	G	6-2	185	SR-3L	Sidney, Ohio / Sidney
22	Davin Watkins	G	6-1	193	SO-1L	Nolensville, Tenn. / Nolensville
23	Tyrece Radford	G	6-2	195	SR-1L	Baton Rouge, La. / McKinley / Virginia Tech
24	Jaelyn Lee	G	6-6	195	FR-HS	Paris, Texas / Paris
31	Javonte Brown	F	7-0	255	SO-1L	Toronto, Ontario / Thornlea Secondary School / UConn
32	Ashton Smith	F	6-9	270	FR-RS	Spring, Texas / Legacy The School of Sport Sciences
34	Julius Marble	F	6-9	245	JR-TR	Dallas, Texas / Dallas Jesuit / Michigan State
35	Manny Obaseki	G	6-4	189	SO-1L	Allen, Texas / John Paul II

COACHING STAFF

- Head Coach:** Buzz Williams (4th season)
- Associate Head Coach:** Devin Johnson (4th season)
- Assistant Coach:** Steve Roccaforte (2nd season)
- Assistant Coach:** Lyle Wolf (4th season)
- Special Assistant to the Head Coach:** Dale Layer (4th season)
- Chief of Staff:** Luke Hillin (6th season)
- Director of Basketball Operations:** Vince Walden (4th season)
- Director of Creative Design and Branding:** Josh Chambers (4th season)
- Director of Scouting:** TJ Ryan (4th season)
- Senior Associate Athletic Trainer:** Eddie Benion (4th season)
- Director of Sports Performance:** Steve Gephardt (3rd season)
- Program Aide:** Wabissa Bede (2nd Season)
- Graduate Assistant:** Cal Furgal (1st season)

PRONUNCIATION GUIDE

- Manny Obaseki oh-bass-uh-key
- Tyrece Radford tie-reese
- Davin Watkins DAH-vin (rhymes with Gavin)



#0 DEXTER DENNIS

GRADUATE (TR) ▪ GUARD ▪ 6-5 ▪ 210
BAKER, LOUISIANA ▪ WICHITA STATE
MASTERS : RECREATION & YOUTH DEVELOPMENT

2021-22 (SENIOR AT WICHITA STATE)

AAC Defensive Player of the Year ... Started all 27 games in which he appeared and averaged 8.4 points and 5.0 rebounds in 31.2 minutes ... Blocked 24 shots and tallied 24 steals ... Paired nine points with a season-high 10 rebounds in a double-overtime loss to nationally-ranked Houston (Feb. 20) ... Nailed 4-of-7 three-point attempts on his way to 14 points in a home win over South Florida (Feb. 12) ... Finished with six points, five rebounds and four assists in a win over SMU (Feb. 5) while limiting AAC Player of the Year Kendrick Davis to a season-low eight points on 1-of-7 shooting ... Scored a season-high 16 points against Memphis (Jan. 1).

2020-21 (JUNIOR AT WICHITA STATE)

Started all 22 games and averaged 9.6 points and 4.4 rebounds in 28.6 minutes ... Collected 16 blocks and 17 steals ... Made 36 threes on 33.6 percent accuracy and converted 43-of-54 free throw tries (.796) ... Voted Defensive Player of the Year by the WSU staff ... Scored in double-figures 10 times and recorded two double-doubles ... Tallied 13 points, seven boards and three blocks in his NCAA tournament debut against Drake (Mar. 18) ... Helped WSU clinch the AAC regular season title with 14 points on 3-of-5 three-point shooting in the finale against South Florida (Mar. 6) ... Set season-highs with 20 points, 13 rebounds on 4-of-8 three-point shooting at Tulane (Mar. 3) to win the AAC Player of the Week award ... Keyed an upset of No. 6 Houston with 12 points, six rebounds and a game-saving steal with 15 seconds left and WSU clinging to a one-point lead ... Logged a double-double at UCF (Feb. 10) with 16 points, 10 rebounds ... Contributed 12 points, including a pair of free throws in the final minute of an OT win over UCF (Jan. 30).

PREP SCHOOL

Spent a post-graduate year at Believe Sports Academy in Athens, Tenn., where he was coached by Tyson Waterman... Chose WSU at the start of the spring signing period over finalists Ole Miss, Kansas State and Georgia Tech.



CAREER STATISTICS - ALL GAMES

	GP-GS	Min	Avg	FG-A	Pct	3FG-A	Pct	FT-A	Pct	O-D	Tot	Avg	PF	FO	A	TO	Blk	Stl	Pts	Avg
2018-19	35-25	909	26.0	101-253	.399	54-135	.400	39-59	.661	51-135	186	5.3	83	1	30	40	19	12	295	8.4
2019-20	28-20	721	25.8	87-250	.348	51-152	.336	33-39	.846	42-98	140	5.0	63	1	30	29	10	15	258	9.2
2020-21	22	22-631	28.7	66-180	.367	36-107	.336	43-54	.796	29-68	97	4.4	47	2	18	30	17	16	211	9.6
2021-22	27-27	841	31.1	72-204	.353	35-118	.297	48-61	.787	40-94	134	5.0	58	0	42	38	24	24	227	8.4
TOTAL	112-94	3102	27.7	326-887	.368	176-512	.344	163-213	.765	162-395	557	5.0	251	4	120	137	70	67	991	8.8

BEFORE A&M

Earned 2017 First Team Class 3A All-State honors from the Louisiana Sports Writers Association as a senior at Baker High School near Baton Rouge, La... Averaged 23.4 points and helped his team to a 25-12 record and a trip to the state quarterfinals... All-Metro (Baton Rouge) and District MVP... Coached by James Holmes... Selected for the 2017 Louisiana High School All-Star game... Honor Roll student... Played AAU ball for Elfrid Payton Elite under coach Mitchell Johnson... Played his first three high school seasons at Southern University Lab School in Baton Rouge, La... As a junior, earned second team Class 1A All-State honors and led his team to a district title and a runner-up finish in the state tournament.

PERSONAL

Mother, Dawn McQuirter, played three seasons at Grambling State ... Distant cousin of Aaron James, the first player ever drafted by the expansion New Orleans Jazz.





#10 ETHAN HENDERSON

FIFTH YEAR (1L) ▪ FORWARD ▪ 6-8 ▪ 205
LITTLE ROCK, ARKANSAS ▪ ARKANSAS
MAJOR : RECREATION, PARKS & TOURISM SCIENCE

2021-22 (SENIOR)

Appeared in all 40 with 15 starts ... Averaged 2.0 points and 2.3 rebounds per game ... Tallied 25 blocks ... Registered a season-high nine points and matched his season-high in rebounds with eight against South Carolina (1/29) ... Hauled in eight rebounds and added six points against Northwestern State (12/21) ... Swatted a season-high three shots in the win at Georgia (1/4).

2020-21 (JUNIOR AT ARKANSAS)

Played in 18 games with 12 blocked shots ... Had a productive 15:31 minutes played at Alabama with four rebounds and a season-high three blocked shots ... Had two points, two rebounds, an assist and two blocked shots in 7:33 of play in the win over Alabama ... Provided a spark in the first half in the SEC quarterfinal win over Missouri ... Played strong defense, making two shots (both dunks) with two blocked shots ... Rewarded by playing a season-high 26:24 in the SEC semifinals versus LSU ... Was 2-of-4 shooting with a season-high seven rebounds and three blocked shots.

2019-20 (SOPHOMORE AT ARKANSAS)

Played in 20 games with six starts ... Named team's Player of the Game as he provided a huge spark off the bench in the first half versus Austin Peay ... During a 9-0 run – putting the Hogs up 25-18 – he had a dunk, three blocked shots and three rebounds ... The three rejections were a then career high and he finished with four rebounds in 7:26 played ... Grabbed three rebounds in three minutes versus Tulsa ... Played a career-high 29:53 minutes, had a career-high nine rebounds, and tied his then career-high with three blocked shots ... In the win over LSU (Mar. 4), scored a career-high 10 points, going 3-of-3 from the field with two dunks ... Made (4) and attempted (9) career-highs in free throws ... Dished out his first career assist in an SEC game ... Blocked a career-high four shots at Texas A&M in the regular-season finale.

2018-19 (FRESHMAN AT ARKANSAS)

Played in 12 games and scored 11 points ... Had a breakout game at Providence in the first round of the NIT ... In the first 32 games of the season, Henderson played 28 minutes, was 2-of-3 from the field, scored five points and had six rebounds ... Played 18 minutes at Providence and was 3-of-6



CAREER STATISTICS - ALL GAMES

	GP-GS	Min	Avg	FG-A	Pct	3FG-A	Pct	FT-A	Pct	O-D	Tot	Avg	PF	FO	A	TO	Blk	Stl	Pts	Avg
2018-19	12-0	51	4.2	5-10	.500	0-0	.000	1-3	.333	3-9	12	1.0	6	0	1	3	2	3	11	0.9
2019-20	20-6	183	9.2	12-21	.571	0-0	.000	7-17	.412	16-30	46	2.3	32	1	4	2	16	4	31	1.6
2020-21	18-0	110	6.1	10-14	.714	0-0	.000	1-4	.250	12-11	23	1.3	13	0	2	3	12	0	21	1.2
2021-22	40-15	533	13.3	35-57	.614	0-0	.000	11-25	.440	43-50	93	2.3	62	2	17	24	25	20	81	2.0
TOTAL	90-21	875	9.7	62-102	.608	0-0	.000	20-49	.408	74-100	74	1.9	113	3	24	32	55	27	144	1.6

from the field, scoring six points with five rebounds ... Had two rebounds and a blocked shot in eight minutes versus Montana State ... Grabbed two rebounds and dished out first career assist in win against UTA ... Scored first career points versus FIU, making a basket and a free throw while getting his first steal ... Saw his first action in eight games at No. 3 Tennessee, and scored on an offensive put-back and had two steals in four minutes of action ... Only played the final minute at Auburn, but had a blocked shot.

HIGH SCHOOL

Rated the top player in Arkansas by 247Sports.com, ESPN.com and Future150.com, which also tabbed him the 30th-best power forward in the nation ... A four-star recruit by Future150.com and 83rd-best player in the nation ... Named to the USA TODAY All-Arkansas first team and second team All-State by the Arkansas Democrat-Gazette ... Averaged 13.6 points, 5.9 rebounds and 2.0 blocks per game ... On the summer circuit at the Adidas Summer Championships in Las Vegas, Henderson averaged 14 points, 6.5 rebounds and shot 67.4 percent from the floor for the Arkansas Hawks ... Helped Parkview win the 2018 and 2016 5A state championships.





#20 ANDRE GORDON

SENIOR (3L) ▪ GUARD ▪ 6-2 ▪ 185
SIDNEY, OHIO ▪ SIDNEY HS
MAJOR : UNIVERSITY STUDIES

2021-22 (JUNIOR)

Appeared in 39 games with 23 starts ... Averaged 5.4 points and 2.2 rebounds in 20.5 minutes per game ... Scored a season-high 18 points at LSU (1/26) ... Added 17 points and four assists in the win over Abilene Christian (11/12) ... Scored seven points and hauled in six rebounds in the win at Missouri (1/15).

2020-21 (SOPHOMORE)

Was the only Aggie to start in all 18 games ... Led the team in assists (49) and ranked fourth in scoring (8.3 ppg) ... Put up 15 points, shooting 3-of-5 from beyond the arc, in the season-opening win over New Orleans ... Dished out a career-high four assists in the win over Tarleton State ... Recorded career-highs in points (18) and assists (5) in the win over UTRGV ... Scored 10 points and passed four assists in the win over SE Louisiana ... Shot a perfect 4-of-4, including one 3-pointer, to end with nine points in the win over Wofford ... Scored eight points and matched his season-high in steals with two at LSU ... Put up 10 points, including the game-winning jumper with 1.6 seconds remaining, and matched his season high with four rebounds in the win over Auburn ... Finished with nine points against Tennessee ... Recorded 11 points, along with two steals in the win at Mississippi State ... Scored a career-high 19 points, shooting 3-of-3 from beyond the arc against Missouri ... Registered 10 points and dished out a team-high three assists in the win at Kansas State ... Grabbed a season-high five rebounds and matched his career high in assists with five against Mississippi State ... Scored nine points and dished four assists at Arkansas ... Matched a season-high five assists against Vanderbilt in the SEC Tournament.



CAREER STATISTICS - ALL GAMES

	GP-GS	Min	Avg	FG-A	Pct	3FG-A	Pct	FT-A	Pct	O-D	Tot	Avg	PF	FO	A	TO	Blk	Stl	Pts	Avg
2019-20	28-18	675	24.1	68-198	.343	22-81	.272	19-26	.731	6-52	58	2.1	25	0	44	53	1	24	177	6.3
2020-21	18-18	501	27.8	55-153	.359	19-62	.306	21-30	.700	8-36	44	2.4	17	0	49	38	2	18	150	8.3
2021-22	39-23	797	20.4	77-182	.423	39-104	.375	18-25	.720	10-76	86	2.2	44	0	60	1.5	5	45	211	5.4
TOTAL	85-59	1972	23.2	200-533	.375	80-247	.324	58-81	.716	24-164	188	2.2	86	0	153	124	8	87	538	6.3

2019-20 (FRESHMAN)

Appeared in 28 games, starting 18 ... Tallied seven rebounds along with five points and one block to begin his collegiate career against Northwestern State ... Earned his first collegiate start against ULM where he snagged six rebounds and added a block ... Grabbed three boards along with a block and a steal against No. 8 Gonzaga ... Blocked two shots in the win over Troy ... Hauled in three rebounds in the win at Vanderbilt ... Came off the bench and grabbed four rebounds in the win at Missouri ... Matched his season high in rebounds with seven in the win at Tennessee ... Set a new season high in blocks (3) at South Carolina ... Recorded a season-high three assists in the win at No. 17 Auburn.

BEFORE A&M

Three-star prospect by 247Sports.com ... Ranked No. 211 nationally by 247Sports.com ... Ranked as the No. 31 combo guard nationally by 247Sports.com ... Rated as the No. 37 point guard nationally by ESPN.com ... Earned first-team All-Ohio honors in 2018-19 after averaging 22.6 points, 5.2 rebounds, 5.8 assists and 2.8 steals per game ... Scored 30-or-more points four times, including a 42-point performance in a win over Wapakoneta in 2019 ... Was a four-year starter at Sidney High School and finished as the school's career leader in points (2,013), assists (550) and steals (236) ... Was a three-year starter at quarterback at Sidney and totaled more than 3,000 passing yards and 1,000 rushing yards during his prep career.



TEXAS A&M MEN'S BASKETBALL



#23 TYRECE RADFORD

Pronunciation guide

tie-reese

SENIOR (1L) ▪ GUARD ▪ 6-2 ▪ 195
BATON ROUGE, LOUISIANA ▪ VIRGINIA TECH
MASTERS : RECREATION YOUTH DEVELOPMENT

2021-22 (JUNIOR)

Started in all 40 games and tied for the team lead in rebounding at 6.2 per game ... Averaged 10.9 points per game, which ranked third on the team ... Scored in double figures in 26 games ... Registered a double-double in the win over Alcorn (3/15) in the first round of the NIT with 14 points and 14 rebounds ... Scored a season-high 22 points to go along with eight rebounds in the upset-victory at No. 25 Alabama (3/2) ... Hauled in 11 rebounds and scored eight points in the win over Oregon (3/19) ... Added 11 rebounds and nine points at Arkansas (1/22).

2020-21 (SOPHOMORE AT VIRGINIA TECH)

Started in all 18 games where he averaged 12.2 points and 5.9 rebounds ... Dropped 18 points against seventh-seeded Florida in the first round of the NCAA Tournament, while posting four rebounds and two assists ... Turned in his third 20-point game of the season and sixth of his career with 20 points on 8-of-13 shooting versus North Carolina in the quarterfinals of the ACC Tournament, while grabbing six boards and earning an assist and a steal ... Posted 15 points, six rebounds, two assists and a steal against Wake Forest ... Recorded 10 points, seven rebounds and an assist at Syracuse (1/23) ... Recorded 20 points on 6-of-7 shooting and making 8 of 9 free throws with four rebounds, two assists and two steals at Wake Forest ... Tallied his first double-double of the season with 18 points and 12 rebounds against No. 19/23 Duke ... Registered 13 points and nine rebounds against Miami (Fla.) ... Almost had a double-double versus Longwood (12/21), registering nine points and eight rebounds, while chipping in three assists and a block ... Tallied a team-high 15 points versus No. 24/RV Clemson ... Posted his first 20-point game of the season and the fourth of his career, racking up 21 points against USF ... Tied his career-high 13 rebounds versus No. 3/3 Villanova (11/28), while owning eight points and five assists in 44 minutes.



CAREER STATISTICS - ALL GAMES

	GP-GS	Min	Avg	FG-A	Pct	3FG-A	Pct	FT-A	Pct	O-D	Tot	Avg	PF	FO	A	TO	Blk	Stl	Pts	Avg
2019-20	32-29	847	26.5	134-222	.604	1-12	.083	56-81	.691	70-129	199	6.2	47	0	55	25	10	31	325	10.2
2020-21	18-18	583	32.4	82-149	.550	7-24	.292	49-64	.766	35-72	107	5.9	28	0	37	18	7	10	220	12.2
2021-22	40-40	1203	30.1	168-345	.487	47-117	.402	51-76	.671	91-158	249	6.2	54	1	57	52	12	46	434	10.9
TOTAL	90-87	2625	29.2	384-716	.536	55-153	.359	156-221	.706	196-359	555	6.2	129	1	149	95	29	87	979	10.9

* Spent the 2019-20 and 2020-21 seasons at Virginia Tech

2019-20 (REDSHIRT FRESHMAN)

Played in all 32 games, drawing 29 starts ... Averaged 10.2 points and 6.2 rebounds per game ... Finished with the 17th-best offensive efficiency rating (no minimum usage rate) in the nation at 126.1, according to KenPom ... Was one of only two ACC players and one of seven high-majors to finish the season averaging more than 10 points, six rebounds and shooting over 60 percent ... Led Tech in rebounding to become just the third freshman since 2004-05 (ACC era) to do so ... Among ACC freshman, was eighth in scoring (10.2 ppg) and fourth in rebounding (6.2 rpg) ... Finished the season on a tear, averaging 13.0 points, 5.9 rebounds, 2.3 assists and 1.1 steals per game over his last 12 outings ... Totaled 16 points on 7-of-8 shooting, six rebounds and four assists versus Clemson ... Recorded eight points, nine rebounds and three assists at No. 11/10 Louisville ... Posted a near double-double at No. 6/6 Duke with a team-high 16 points and nine rebounds, while also collecting four assists ... Played a career-high 50 minutes, posting a career-best 26 points, 10 rebounds, two assists, one block and three steals versus Miami (Fla.) for his third career double-double ... Led Tech in scoring for the third-straight game, netting 12 points and had three rebounds and an assist at Georgia Tech ... Finished with 18 points on 8-of-10 shooting with six rebounds, one assist and a steal against No. 5/6 Florida State ... Recorded a career-high 24 points on 10-of-13 shooting with eight rebounds, one assist and three steals at Miami (Fla.) ... Had a near double-double in just 18 minutes off the bench at Boston College (1/25), tallying seven points and nine rebounds, including five offensive ... Exploded for 21 points on 7-of-9 shooting and collected 13 rebounds, one assist and a career-high four steals at Wake Forest ... Scored 18 points on 8-of-11 shooting and tallied nine

rebounds versus NC State ... Pulled down 10 rebounds for the second straight game, marking his first time getting double-digit boards in consecutive games, while collecting seven points and four assists against VMI ... Turned in his first career double-double, registering 10 points and 10 rebounds versus Gardner-Webb ... Posted 12 points on 6-of-7 shooting and pulled down seven rebounds against No. 10/8 Duke ... Pulled down 11 rebounds, while collecting eight points versus Lehigh ... Scored in double figures versus Coppin State, collecting 10 points, eight rebounds, one assist and two blocks.

2018-19 (FRESHMAN AT VIRGINIA TECH)

Redshirted.

HIGH SCHOOL

Attended McKinley High School in Baton Rouge, La., starting four years ... All-Metro performer at McKinley as a senior ... Averaged 22.0 points, 6.0 rebounds and 4.0 assists as a senior, leading Panthers to state semifinals ... Second team All-State as a senior ... First team all-district and All-Metro and second-team Class 5A all-state performer, averaging 17.8 points, 4.5 rebounds and 4.2 assists as a junior.





#15 HENRY COLEMAN III

JUNIOR (1L) ▪ FORWARD ▪ 6-8 ▪ 243
RICHMOND, VIRGINIA ▪ DUKE
MAJOR : POLITICAL SCIENCE

2021-22 (SOPHOMORE)

Appeared in 39 games making 26 starts ... Ranked second on the team in scoring at 11.0 points per game and tied for the team lead with 6.2 rebounds per game ... Scored a career-high 27 points in the season-opening win over North Florida (11/10) ... Registered five double-doubles, all of which came against SEC teams ... Poured in 22 points to go along with eight rebounds against Florida (3/10) in the SEC Tournament ... Helped the Aggies upset No. 5 Auburn in the SEC Tournament (3/11) with 16 points and 10 rebounds ... Hauled in a career-high 15 rebounds against South Carolina (1/29).

2020-21 (FRESHMAN AT DUKE)

Appeared in 19 games as a freshman, including each of the final 11 contests of the season ... Shot 10-of-20 (.500) from the field and averaged 1.1 points with 1.4 rebounds per contest ... Made his Duke debut in the season-opening win over Coppin State ... Went 2-of-3 from the field for four points with two rebounds against Bellarmine ... Provided a spark off the bench against North Carolina, scoring four points, dishing out two assists, grabbing two boards and blocking a shot in 13 minutes ... Scored four points on 2-of-2 from the field, collected two rebounds and had a blocked shot in five minutes in the win over No. 7 Virginia ... Brought down a career-high five rebounds and added another blocked shot versus Syracuse ... Contributed four points, five rebounds and two blocks off the bench in the ACC Tournament win over Boston College ... Matched career highs of four points and five boards, while setting a career high in minutes (15) in the Boston College victory.

HIGH SCHOOL

A four-star power forward ... Ranked as the No. 52 player overall, the No. 10 power forward and the No. 5 player in the state of Virginia in ESPN 100's rankings for the class of 2020 ... Averaged 22.8 points, 12.8 rebounds and 3.4 assists per game as a senior at Trinity Episcopal School ... Named to the Virginia All-State Boys Basketball Team presented by Suddenlink, picking up First Team honors ... Named MaxPreps All-America honorable mention ... Competed for Team Loaded on the Nike EYBL circuit last summer, averaging 18.2 points and 6.4 rebounds ... Put up 25.6 points and 12.1 rebounds per contest as a junior ... Committed to Duke on September 27, 2019 ... Chose the Blue Devils over Michigan, NC State, Virginia Tech and Ohio State, among others.



CAREER STATISTICS - ALL GAMES

	GP-GS	Min	Avg	FG-A	Pct	3FG-A	Pct	FT-A	Pct	O-D	Tot	Avg	PF	FO	A	TO	Blk	Stl	Pts	Avg
2020-21	19-0	95	5.0	10-20	.500	0-1	.000	1-5	.200	13-13	26	1.4	5	0	3	5	6	3	21	1.1
2021-22	39-36	1043	26.7	160-285	.561	0-3	.000	109-159	.686	102-140	242	6.2	90	3	24	40	16	50	429	11.0
TOTAL	58-36	1137	19.6	170-305	.557	0-4	.000	110-164	.671	115-153	268	4.6	95	3	27	45	22	53	450	7.8

* Spent the 2020-21 season at Duke

PERSONAL

Father, Hank, played football at Virginia Tech (1991-95) ... was the senior class president at Trinity Episcopal School ... Named to Scholar and Head Master's List in high school ... Also played baseball in high school.





#11 ANDERSSON GARCIA

JUNIOR (TR) ▪ FORWARD ▪ 6-7 ▪ 210
MOCA, DOMINICAN REPUBLIC ▪ MISSISSIPPI STATE
MAJOR : RECREATION, PARK & TOURISM SCIENCE

2021-22 (SOPHOMORE AT MISSISSIPPI STATE)

Garcia saw action in 33 games where he broke into the starting lineup during State's three postseason contests (March 10-16) ... Improved his season averages to 4.3 points, 4.2 rebounds, 1.4 assists and 1.1 steals per game ... Eight of his top nine scoring efforts came against SEC opponents ... State won 10 of 13 games when Garcia scored at least six points ... Grabbed five or more rebounds 14 times, handed out multiple assists on 13 occasions and collected multiple steals 12 times ... Amassed 6.9 points, 7.3 rebounds, 2.3 assists and 1.7 steals per game over his last nine appearances (Feb. 18-March 16).

2020-21 (FRESHMAN AT MISSISSIPPI STATE)

Garcia made 11 appearances off the bench where he averaged 2.3 points, 1.1 rebounds, 0.4 assists and 0.4 steals per game ... Scored points in seven of his 11 outings, highlighted by seven of his last eight efforts (Dec. 8-March 28) and five-plus points on two occasions ... Connected on 11-of-18 from the field (61.1 percent), 2-of-4 from three-point territory (50.0 percent) and 1-of-4 at the foul line (25.0 percent) ... First career basket was a layup with 2:04 left during MSU's 82-59 win over Jackson State (Dec. 8).

HIGH SCHOOL

Prepped under Zach Ferrell at Hamilton Heights Christian Academy in Chattanooga, Tennessee ... Posted 9.0 points, 9.6 rebounds and 3.7 assists per game and shot 61 percent from the floor during his senior season ... Hamilton Heights went 28-3, won the NACA National Championship and earned a USA Today top 20 national finish in 2019-20 ... Played the AAU circuit for the Atlanta Celtics where he won the 2019 Adidas Gauntlet U17 in Birmingham ... Also recruited by Illinois, Kansas State, Minnesota, Missouri and Southern Cal among others.



CAREER STATISTICS - ALL GAMES

	GP-GS	Min	Avg	FG-A	Pct	3FG-A	Pct	FT-A	Pct	O-D	Tot	Avg	PF	FO	A	TO	Bk	Stl	Pts	Avg
2020-21	11-0	36	3.3	11-18	.611	2-4	.500	1-4	.250	8-4	12	1.1	2	0	4	3	1	4	25	2.3
2021-22	33-3	486	14.7	49-90	.544	5-16	.313	40-69	.580	47-93	140	4.2	54	1	46	41	7	37	143	4.3
TOTAL	44-3	522	11.9	60-108	.556	5-16	.313	40-69	.580	47-93	140	4.2	54	1	50	44	8	41	168	3.8

* Spent the 2020-21, 2021-22 seasons at Mississippi State





#2 HAYDEN HEFNER

JUNIOR (2L) ▪ GUARD ▪ 6-6 ▪ 185
NEDERLAND, TEXAS ▪ NEDERLAND
MAJOR : MARKETING

2021-22 (SOPHOMORE)

Appeared in 29 games ... Averaged 3.5 points and 1.1 rebounds per game in 11.0 minutes of action ... Scored a career-high 17 points against Missouri (2/5) while hitting five 3-pointers ... Registered 10 points against Dallas Christian (12/27) ... Poured in nine points in the win over Arkansas at the SEC Tournament.

2020-21 (FRESHMAN)

Played in 15 games, making four starts ... Buried three 3-pointers to account for all nine of his points in his collegiate debut in the season-opening win over New Orleans ... Returned to the court for the first time since Dec. 12 and put up six points in the win over Auburn ... Hauled in a season-high five rebounds at South Carolina ... Dished a season-high three assists against Vanderbilt in the SEC Tournament.

BEFORE A&M

Three-star prospect by 247Sports, ESPN and Rivals ... Ranked No. 186 nationally by 247Sports ... Rated No. 35 shooting guard nationally by ESPN and Rivals ... Ranked No. 47 shooting guard nationally by 247Sports ... Under the direction of head coach Brian English, Hefner led Nederland to a 21-5A district title and was named district MVP in his senior season ... Named TABC All-State and a UIL 5A All-State recipient in 2019-20 after averaging 18 points, 6 rebounds and 3 assists ... Earned first-team Super Gold honors by Beaumont Enterprise in 2018-19 and 2019-20 ... Played AAU for the Houston Defenders on the Under Armor Circuit where he averaged 11.0 points, 3.5 rebounds, 1.8 assists and 1.3 steals.



CAREER STATISTICS - ALL GAMES

	GP-GS	Min	Avg	FG-A	Pct	3FG-A	Pct	FT-A	Pct	O-D	Tot	Avg	PF	FO	A	TO	Blk	Stl	Pts	Avg
2020-21	15-4	178	11.9	10-31	.323	8-26	.308	3-4	.750	0-15	15	1.0	18	1	8	5	0	3	31	2.1
2021-22	29-0	322	11.1	36-93	.387	17-56	.304	12-19	.632	15-16	31	1.1	27	1	17	21	3	18	101	3.5
TOTAL	44-4	498	11.3	46-124	.371	25-82	.305	15-23	.652	15-31	46	1.0	45	2	25	26	3	21	132	3.0



TEXAS A&M MEN'S BASKETBALL



#34 JULIUS MARBLE

JUNIOR (TR) ▪ FORWARD ▪ 6-9 ▪ 245
DALLAS, TEXAS ▪ MICHIGAN STATE
MAJOR : GEOLOGY

2021-22 (JUNIOR OF MICHIGAN STATE)

Appeared in all 36 games making four starts ... Averaged 6.4 points and 3.4 rebounds ... Accumulated 19 blocks and 12 steals ... Scored a career-high 18 points on 7-of-7 shooting from floor ... Poured in 13 points and added seven rebounds against Kansas (11/9) ... Hauled in a career-high eight rebounds and scored eight points versus Illinois (2/19) ... Was 6-of-7 from the field and scored 14 points and grabbed eight rebounds at Penn State (2/15).

2020-21 (SOPHOMORE AT MICHIGAN STATE)

Appeared in 27 games, starting the final nine games of the season ... Finished the season averaging 4.0 points and 2.1 rebounds per game ... Shot 57.7 percent from the floor (41-of-71) ... Connected on 68.4 percent of his free throws (26-of-38) ... Averaged 9.3 minutes per game ... Had a career-high 12 points, connecting on all five of his shots from the floor and a pair of free throws, in a win at Duke (12/1) ... Scored a Big Ten career-high 10 points and had three rebounds at Purdue (2/16) ... Grabbed a career-high five rebounds three times, against Detroit Mercy (12/4), at Ohio State (1/31) and versus Penn State (2/9).

2019-20 (FRESHMAN AT MICHIGAN STATE)

Appeared in 27 games ... Finished the season averaging 1.7 points and 1.5 rebounds in 5.6 minutes per game ... In Big Ten games, averaged 0.9 points and 1.4 rebounds in 5.1 minutes ... Played a career-high 11 minutes against Charleston Southern (11/18) ... Scored a career-high nine points twice, first against Charleston Southern (11/18) and matched that against Eastern Michigan (12/21) ... Grabbed a career-high four rebounds against Minnesota (1/9).



CAREER STATISTICS - ALL GAMES

	GP-GS	Min	Avg	FG-A	Pct	3FG-A	Pct	FT-A	Pct	O-D	Tot	Avg	PF	FO	A	TO	Blk	Stl	Pts	Avg
2019-20	27-0	150	5.6	18-32	.563	0-1	.000	11-18	.611	12-29	41	1.5	20	0	3	7	2	1	47	1.7
2020-21	27-9	251	9.3	41-71	.577	1-1	1.000	26-38	.684	19-38	57	2.1	60	1	2	19	4	3	109	4.0
2021-22	36-4	517	14.4	90-152	.592	0-1	.000	49-64	.766	30-90	120	3.3	85	3	9	41	19	12	229	6.4
TOTAL	90-13	918	10.2	149-255	.584	1-3	.333	86-120	.717	61-157	218	2.4	165	4	14	67	25	16	385	4.3

* Spent the 2019-20, 2020-21, 2021-22 seasons at Michigan State

HIGH SCHOOL

Averaged 16.8 points, 9.7 rebounds and 1.4 blocks per game during a stellar senior campaign at Dallas Jesuit ... Racked up 13 double-doubles over the year, including four consecutive double-doubles in the final four games of his high school career ... Finished the postseason averaging 24.7 points and 14.0 rebounds over three games ... Named the District Defensive Player of the Year as a senior and was an All-District First Team selection ... Started 14 games for Jesuit during his first season on the varsity roster before suffering a season-ending injury ... Finished his high school career averaging 15.5 points, 8.6 rebounds and 1.1 blocked shots.





#3 ERIK PRATT

JUNIOR (TR) ▪ GUARD ▪ 6-5 ▪ 185
LAKE WORTH, FLORIDA ▪ SEWARD COUNTY CC
MAJOR : RECREATION, PARK & TOURISM SCIENCE

BEFORE A&M

Ranked as the No. 7 JUCO recruit and No. 2 shooting guard by 247Sports ... Appeared in 33 games in two seasons with 23 starts and averaged 15.8 points in 27.2 minutes per game ... In 2019-20, averaged 13.9 points and connected on 46.5% shooting from 3-point range ... Scored a career-high 34 points against Pratt Community College (3/31) and buried 10 3-pointers ... Added 28 points on 9-of-16 shooting in the win over Barton Community College (3/15) ... Poured in 25 points against Dodge City Community College (3/17) ... In 2021-22, averaged 18.1 points per game in 15 games played ... Scored a season-high 30 points against Polk State College *12/29) ... Added 29 points at Barton Community College (1/5) ... Drained five 3-pointers and scored 26 points against Western Nebraska Community College (11/13).



CAREER STATISTICS - ALL GAMES

	GP-GS	Min	Avg	FG-A	Pct	3FG-A	Pct	FT-A	Pct	O-D	Tot	Avg	PF	FO	A	TO	Blk	Stl	Pts	Avg
2020-21	18-18	552	30.6	81-185	.438	53-114	.465	36-47	.766	14-77	91	5.1	55	3	25	37	5	15	251	13.9
2021-22	15-5	346	23.1	92-227	.405	42-122	.344	45-64	.703	22-40	62	4.1	40	2	37	48	4	32	271	18.1
TOTAL	33-23	898	27.2	173-412	.420	95-236	.403	81-111	.730	36-117	153	4.6	95	5	62	85	9	47	522	15.8

* Spent the, 2020-21, 2021-22 seasons at Seward County CC





#1 KHALEN "KK" ROBINSON

JUNIOR (TR) ▪ GUARD ▪ 6-0 ▪ 180
LITTLE ROCK, ARKANSAS ▪ ARKANSAS
MAJOR : RECREATION, PARK & TOURISM SCIENCE

2021-22 (SOPHOMORE AT ARKANSAS)

Played in 18 games with two starts ... Averaged 1.9 points with 24 assists ... Dished out a season-high three assists against Gardner-Webb (11/13) ... Scored a season-high six points against Central Arkansas (12/1) ... Recorded a career-high four steals in 4:04 against Missouri (1/12).

2020-21 (FRESHMAN AT ARKANSAS)

Played in the first 11 games of the season before having season-ending foot surgery ... Scored 15 points in his collegiate debut with three assists, three rebounds and a steal against Mississippi Valley State (11/25) ... Tallied four assists and five points with zero turnovers in a season-high 21 minutes against Lipscomb (12/5).

HIGH SCHOOL

Rated as the No. 10 point guard 247Sports Composite ... Averaged 10.7 points, 7.5 assists, 4.8 rebounds and 3.7 steals per game at Oak Hill (Va.) Academy ... Helped lead his team to a 37-3 record and a final ranking of #7 in the ESPN poll ... Averaged 18 points, 4.5 rebounds, three assists and three steals as a junior at Bryant High School while leading the Hornets to the Class 6A state championship game ... Was tabbed honorable mention All-State on the Arkansas Sports Media Super Team ... Named to the 2018 and 2019 Arkansas 7A All-State team as well as the 3A All-State team in 2017 when playing for Episcopal Collegiate HS.



CAREER STATISTICS - ALL GAMES

	GP-GS	Min	Avg	FG-A	Pct	3FG-A	Pct	FT-A	Pct	O-D	Tot	Avg	PF	FO	A	TO	Blk	Stl	Pts	Avg
2020-21	11-0	91	8.3	9-21	.429	5-12	.417	6-8	.750	0-10	10	0.9	16	1	11	6	1	3	29	2.6
2021-22	19-2	93	4.9	9-28	.321	6-17	.353	4-7	.571	2-6	8	0.4	22	0	13	11	0	6	28	1.5
TOTAL	30-2	185	6.2	18-49	.367	11-29	.379	10-15	.667	2-16	18	0.6	38	1	24	17	1	9	57	1.9

* Spent the, 2020-21, 2021-22 seasons at Arkansas





#31 JAVONTE BROWN

SOPHOMORE (1L) ▪ FORWARD ▪ 7-0 ▪ 255
TORONTO, ONTARIO, CANADA ▪ THORNLEA
MAJOR : UNIVERSITY STUDIES

2021-22 (FRESHMAN)

Appeared in 31 games making 11 starts ... Averaged 1.5 points and 1.6 rebounds per game ... Had a career game in the win over Florida (2/15) with six points and seven rebounds ... Added six points and six rebounds against New Orleans (11/30).

2020-21 (FRESHMAN AT UCONN)

Appeared in two games for the Huskies, recording four points and two rebounds in five minutes of action ... Transferred to Texas A&M in January of 2021 and had to sit out the rest of the season.

HIGH SCHOOL

Played at Thornlea Secondary School under head coach Shane James, and averaged 18.9 points, 9.8 rebounds and 2.6 blocks with a .608 field-goal percentage ... Garnered Ontario Scholastic Basketball Association Defensive Player of the Year honors, and also maintained a 4.0 GPA ... Spent a year at Mount Saint Joseph High School in Baltimore under the direction of head coach Pat Clatchey ... Ranked as a four-star prospect and was the No. 123 overall recruit by 247Sports.



CAREER STATISTICS - ALL GAMES

	GP-GS	Min	Avg	FG-A	Pct	3FG-A	Pct	FT-A	Pct	O-D	Tot	Avg	PF	FO	A	TO	Blk	Stl	Pts	Avg
2020-21	2-0	5	2.3	2-2	1.000	0-0	.000	0-0	.000	1-1	2	1.0	1	0	0	0	0	0	4	2.0
2021-22	31-11	221	7.1	17-32	.531	0-0	.000	13-31	.419	22-29	51	1.6	31	1	11	9	9	5	47	1.5
TOTAL	33-11	224	6.8	19-34	.559	0-0	.000	13-31	.419	23-30	53	1.6	32		11	9	9	5	51	1.5

* Spent the, 2020-21 seasons at UConn





#35 MANNY OBASEKI

Pronunciation guide
oh-bass-uh-key

SOPHOMORE (1L) ▪ GUARD ▪ 6-4 ▪ 189
ALLEN, TEXAS ▪ JOHN PAUL II
MAJOR : BUSINESS ADMINISTRATION

2021-22 (FRESHMAN)

Played in 38 games with 17 starts ... Averaged 3.6 points and 1.8 rebounds ... Registered season highs in points (19) and rebounds (9) in the win over Northwestern State (12/21) ... Tallied 19 points in the win over Georgia (2/22) ... Poured in 14 points against Washington State (3/29) in the NIT semifinal ... Added 11 points and seven rebounds against Oregon (3/19) in the second round of the NIT.

BEFORE A&M

Ranked as the No. 7 JUCO recruit and No. 2 shooting guard by 247Sports ... Appeared in 33 games in two seasons with 23 starts and averaged 15.8 points in 27.2 minutes per game ... In 2019-20, averaged 13.9 points and connected on 46.5% shooting from 3-point range ... Scored a career-high 34 points against Pratt Community College (3/31) and buried 10 3-pointers ... Added 28 points on 9-of-16 shooting in the win over Barton Community College (3/15) ... Poured in 25 points against Dodge City Community College (3/17) ... In 2021-22, averaged 18.1 points per game in 15 games played ... Scored a season-high 30 points against Polk State College *12/29) ... Added 29 points at Barton Community College (1/5) ... Drained five 3-pointers and scored 26 points against Western Nebraska Community College (11/13).



CAREER STATISTICS - ALL GAMES

	GP-GS	Min	Avg	FG-A	Pct	3FG-A	Pct	FT-A	Pct	O-D	Tot	Avg	PF	FO	A	TO	Blk	Stl	Pts	Avg
2021-22	38-17	495	13.0	48-136	.353	7-29	.241	32-54	.593	21-48	69	1.8	43	1	28	24	11	18	135	3.6
TOTAL	38-17	495	13.0	48-136	.353	7-29	.241	32-54	.593	21-48	69	1.8	43	1	28	24	11	18	135	3.6





#4 WADE TAYLOR IV

SOPHOMORE (1L) ▪ GUARD ▪ 6-0 ▪ 185
DALLAS, TEXAS ▪ LANCASTER HS
MAJOR : COMMUNICATION

2021-22 (FRESHMAN)

Appeared in all 40 games with 14 starts, including the last 13 games ... Averaged 8.2 points, 2.2 assists and 1.8 rebounds per game ... Was named SEC Freshman of the Week after scoring 19 points with five 3-pointers in the win at Oregon State (12/18) Scored a season-high 25 points at Arkansas (1/22) ... Scored in double figures in 15 games ... Dished out a season-high six assists against Dallas Christian (12/27).

BEFORE A&M

Ranked as a four-star prospect in the 247Sports Composite ... Tabbed as the No. 119 player nationally and No. 18 point guard in the country ... Ranked as the No. 7 player in the state of Texas ... Scored over 2,000 points in his high school career ... Helped lead Lancaster High School to a No. 1 ranking in 5A in 2020 ... Averaged 15.7 points, 4.3 assists and 3.3 steals per game as a junior.



CAREER STATISTICS - ALL GAMES

	GP-GS	Min	Avg	FG-A	Pct	3FG-A	Pct	FT-A	Pct	O-D	Tot	Avg	PF	FO	A	TO	Blk	Stl	Pts	Avg
2021-22	40-14	699	17.5	106-311	.341	44-158	.278	73-94	.777	13-59	72	1.8	80	0	87	70	3	47	329	8.2
TOTAL	40-14	699	17.5	106-311	.341	44-158	.278	73-94	.777	13-59	72	1.8	80	0	87	70	3	47	329	8.2





#22 DAVIN WATKINS

Pronunciation guide
DAH-VIN (rhymes with Gavin)

SOPHOMORE (1L) ▪ GUARD ▪ 6-1 ▪ 193
NOLENSVILLE, TENNESSEE ▪ NOLENSVILLE
MAJOR : SPORT MANAGEMENT

2021-22 (FRESHMAN)

Appeared in four games ... Hauled in a rebound in the wins against Texas A&M-Corpus Christi (11/14) and Houston Baptist (11/17).

BEFORE A&M

Played guard for Nolensville High School from 2018-21 ... Helped Nolensville to a first-place finish in district during the 2018-19 season ... Averaged 10.7 points and 3.6 assists per game as a senior ... Shot 45.9% from the floor and averaged 1.5 steals and 3.8 rebounds per game in 2020-21.



CAREER STATISTICS - ALL GAMES

	GP-GS	Min	Avg	FG-A	Pct	3FG-A	Pct	FT-A	Pct	O-D	Tot	Avg	PF	FO	A	TO	Blk	Stl	Pts	Avg
2021-22	5-0	4	0.8	0-0	.000	0-0	.000	0-0	.000	0-2	2	0.4	0	0	1	0	0	0	0	0.0
TOTAL	5-0	4	0.8	0-0	.000	0-0	.000	0-0	.000	0-2	2	0.4	0	0	1	0	0	0	0	0.0



TEXAS A&M MEN'S BASKETBALL



#32 ASHTON SMITH

REDSHIRT FRESHMAN (RS) ▪ FORWARD ▪ 6-9 ▪ 270
SPRING, TEXAS ▪ LEGACY THE SCHOOL OF SPORT SCIENCES
MAJOR : UNIVERSITY STUDIES

2021-22 (FRESHMAN)

Redshirted.

Before A&M

Ranked as a three-star prospect in the 247Sports Composite ... Tabbed as the No. 216 player nationally and No. 30 center in the country ... Ranked as the No. 10 player in the state of Texas ... Rated as a three-star by Rivals and the No. 33 center in the country ... Transferred to Legacy The School of Sports Sciences after beginning his high school career at Nimitz.

PERSONAL

Has a very strong basketball background as his mother played at North Texas, father played at Houston, uncle played at Syracuse and his grandfather, Lucious Jackson, was the fourth overall pick in the 1964 NBA Draft and played for the Philadelphia 76ers.






#24 JAELYN LEE

FRESHMAN (HS) ▪ GUARD ▪ 6-6 ▪ 195
PARIS, TEXAS ▪ PARIS HS
MAJOR : KINESIOLOGY

BEFORE A&M

Coached by Billy Mack Steed at Paris High School ... Four-year letterwinner for the Wildcats, earning district MVP honors as a junior and senior, offensive player of the year honors as a sophomore and newcomer of the year as a freshman ... Earned TABC Class 4A all-state honors as a senior after averaging 22.9 points, 11.0 rebounds and 3.0 assists per game ... Averaged 22.9 points and 9.0 rebounds as a junior, 17.3 and 8.0 as a sophomore and 11.6 and 6.0 as a freshman ... Named Red River Valley MVP as a junior and senior ... Also earned varsity letters in baseball and track & field ... Earned the bronze medal in the high jump and fourth place in the long jump at the Class 4A state track & field meet as a senior ... Set the PHS record with a 6-10 clearance in the high jump ... An excellent student, Lee was named Academic All-State, was a member of the National Honor Society and graduated in the top 15% of his senior class.





#13 SOLOMON WASHINGTON

FRESHMAN (HS) ▪ FORWARD ▪ 6-7 ▪ 225
NEW ORLEANS, LOUISIANA ▪ CARVER HS
MAJOR : BUSINESS ADMINISTRATION

BEFORE A&M

Was named the 2022 Gatorade Louisiana Boys Basketball Player of the Year ... Rated as a three-start prospect and the No. 1 ranked recruit from Louisiana in the 247Sports Composite ... Led the George Washington Carver Collegiate Academy to a 33-5 record and a Class 4A state championship after averaging 14.9 points, 11.1 rebounds, 3.0 assists, 2.6 blocks and 2.4 steals per game in 2021-22 ... Recorded 23 double-doubles, including a 14-point, 20-rebound performance in the state championship game in which he also had nine assists and six blocks ... Was a two-time first team all-state selection and amassed 1,642 points and 1,435 rebounds in his career ... Maintained a 3.05 GPA in the classroom, and volunteered locally with Thrive New Orleans and as a youth camp counselor.





#5 JORDAN WILLIAMS

FRESHMAN (HS) ▪ GUARD ▪ 6-3 ▪ 215
HOUSTON, TEXAS ▪ SECOND BAPTIST
MAJOR : BUSINESS ADMINISTRATION

BEFORE A&M

Coached by Kevin Mouton and Curtis Scipio at Second Baptist High School in Houston, Texas ... Earned TAPPS Class 5A state player of the year and first-team all-state honors, as well as District 5-5A MVP honors as a junior in 2020-21 after averaging 32.2 points, 11.3 rebounds, 8.1 assists and 3.3 steals per game ... Helped lead Second Baptist to the Area Championship and a 22-9 record ... missed his senior season due to injury ... a versatile athlete, Williams earned varsity letters in basketball, football, track & field and baseball ... Was the VYPE state MVP in football in 2019 ... as a freshman at the Kinkaid School, Williams was the Southwest Preparatory Conference MVP on the gridiron, as well as all-district and all-state ... an excellent student, Williams graduated with honors from Second Baptist where he maintained a 4.5 grade point average and was a member of the National Honor Society.

PERSONAL

His father, Jermaine Williams, played football at the University of Houston and went on to play four seasons in the NFL with the Oakland Raiders, Jacksonville Jaguars, Tampa Bay Buccaneers and Kansas City Chiefs ... his older brother, Joshua, is a standout running back at LSU.





STRENGTH & CONDITIONING


To keep up with the rigors of a college basketball season, Texas A&M student-athletes prepare themselves throughout the year in a newly-renovated weight room located in the Cox-McFerrin Center.

During the summer of 2019, the weight room went through a complete overhaul with new flooring and equipment that is outfitted with the latest technology. New lights and an audio system were installed to help student-athletes get the most out of their workouts.

Under the guidance of Director of Sport Performance Steve Gephardt, the Aggies' strength and conditioning program is one of the best in the nation. Coach Gephardt's workouts are based on the fact that no two players are built the same.

Individual programs are built for each player to help them maximize their strength, stability and mobility. In an effort to prevent injuries over the course of a season, workouts are comprised of Olympic lifts as well as bilateral movements.





TEXAS A&M MEN'S BASKETBALL



The Sports Medicine Department at Texas A&M is committed to providing quality health care to student-athletes. The goal of the sports medicine staff is to provide the most comprehensive individual sports medicine care available in a professional, efficient and service-oriented manner.

Texas A&M's dedicated staff of physicians, athletic trainers and physical therapists implement strategies to help prevent and manage athletic related injuries or illnesses while promoting athletic performance of all Aggie student-athletes.

The Cox-McFerrin Center contains a fully-equipped athletic training room that went through a complete overhaul during the summer of 2020. The area features examination rooms, multiple training tables and a cold tubs. Associate Athletic Trainer Eddie Benion and the sports medicine staff handle all aspects of treatment and the rehabilitation of injuries from this room.


Team orthopedic surgeon, James S. Distefano, D.O. joined Texas A&M in 2007. He attended the University of Louisiana-Monroe as an undergraduate and attended medical school at Oklahoma State University College of Osteopathic Medicine and graduated in 1992. In addition to his duties at Texas A&M, Dr. Distefano is a practicing physician at Cornerstone Sports Medicine.


Texas A&M has made tremendous steps in not only the physical aspect of sports medicine, but the mental aspect as well. The athletics department employs two full-time sports psychologists in Dr. Ryan Pittsinger and Dr. Lauren Craig.

Ryan Pittsinger, PhD, came to Texas A&M in 2016 and serves as Assistant Athletic Director and Director of Counseling and Sport Psychology Services. In his role, Dr. Pittsinger serves the needs of all student-athletes by honoring the unique demands and experiences they are often faced with and striving to offer support in meaningful ways that is tailored to each student-athlete's specific needs.



Dr. Pittsinger completed his Bachelor's degree in Psychology from the University of Utah and Master's degree in Sport Psychology from California State University, Long Beach. He earned a PhD in Counseling Psychology from the University of Iowa, where he worked in the Athletic Department, in addition to teaching sport psychology and resiliency courses in the Kinesiology Department.





TEXAS A&M MEN'S BASKETBALL



SLOCUM NUTRITION CENTER

The R.C. Slocum Nutrition Center is an athletics dining facility that offers a tremendous selection of well-prepared food options, giving student-athletes the best opportunity to satisfy their individual food tastes as well as their nutritional and performance goals.

Named in honor of College Football Hall of Fame member and former Aggie head football coach R.C. Slocum, the \$12 million Nutrition Center opened in the fall of 2013. It is conveniently located adjacent to both the Alice and Erle Nye '59 Academic Center and the athlete training and rehabilitation center in the Bright Building at the south end of Kyle Field.


The Director of Performance Nutrition works directly with the Executive Chef of the Nutrition Center to plan daily balanced menus offered at the facility. He also educates student-athletes about the endless healthy food choices available and how to most effectively fuel the body for maximum athletic performance.

Standard food options available include a full salad bar, pasta station, fruit bar, smoothies and grilled options, as well as cooked-to-order "action stations" that can be used for interactive culinary nutrition education.





TEXAS A&M MEN'S BASKETBALL





NUTRITION


The sports nutrition team at Texas A&M offers a variety of different options for the student-athletes to properly fuel themselves for their performance. The team of full-time nutritionists provide pre- and post-workout nutrition, competition nutrition, and meal planning for team travel.

Prior to every contest, the team gathers for a pre-game meal that is catered to fit their needs prior to the taking the court. Each meal brought in features an assortment of meats and vegetables to maximize their potential in the game.

Additionally, the locker room's nutrition center is specifically tailored to meet the team's needs and preferences.

A variety of services are available to student-athletes to help create a healthy lifestyle that allows them to succeed both on and off the field. The Texas A&M Performance Nutrition staff who is committed to making nutrition the foundation of student-athlete success.

The men's basketball nutritionist uses evidence-based practices in assessment, education and targeted nutrition interventions to optimize performance, prevent injury and enhance overall health.





TEXAS A&M MEN'S BASKETBALL



STUDENT-ATHLETE ENGAGEMENT

Student-athlete engagement serves as the model for comprehensive student-athlete engagement where Aggie student-athletes are challenged to maximize their potential in pursuit of the Texas A&M University core values of excellence, integrity, leadership, loyalty, respect and selfless service.

Led by Amanda Hernandez and her staff, student-athlete engagement provides Aggie student-athletes opportunities to develop through personalized interactions and dynamic and engaging programming focusing on the areas of career development, personal growth, civic engagement, selfless service and leadership.

One of the largest components of student-athlete engagement is the Student-Athlete Advisory Committee (SAAC), which serves as a forum for providing input to the Athletics Department the SEC and the NCAA regarding present and future issues, both on- and off-campus, pertaining to student-athletes.

SAAC is also responsible for organizing Aggies CAN, the largest student-athlete run canned food drive in the country, with collections taking place throughout one week and concluding at Kyle Field the day of a home football game. SAAC is comprised of two student-athlete representatives from each intercollegiate sport, and is led by an Executive Board.


Student-athlete engagement creates an awareness of the personal and societal benefits of Texas A&M's core value of selfless service through community outreach initiatives that will continue to impact student-athletes beyond their time at Texas A&M University. Student-athletes impact numerous organizations in the Brazos Valley as community service hours routinely eclipse 5,000 hours.



Amanda Hernandez
Assistant Athletics
Director, Student-Athlete
Engagement



Whitley Bradley
Student-Athlete Engagement
Coordinator of Leadership &
Personal Development



Emily del Real
Program Coordinator,
Student-Athlete Engagement



Located on the second floor of the Bright Football Complex on the south end of Kyle Field near the Slocum Nutrition Center, the 24,550-square foot Alice and Erle Nye '59 Academic Center is the premier center of its kind in the country.

The main focus of the Nye Academic Center is to help student-athletes develop consistent study patterns by providing them with supervised quiet study areas and academic support for all student-athletes. The center has many different resources to help each student-athlete reach his/her academic goals including 23 full-time staff members housed within the academic center as well as a part-time staff that includes 50+ learning assistants and over 100 subject specific tutors.

The Nye Academic Center also features 36 individual and group tutoring rooms, 18 Learning labs, two conference rooms, a 36-seat classroom, subject labs for math & writing specific walk-in tutoring sessions, 115 desktop computers for student use located throughout the building, 15 laptops available for check out during study hall & team travel, and TI-84 Plus and TI-30 calculators available for check out each semester.

Under the direction of Senior Associate Athletic Director Joe Fields, Texas A&M posted its second-highest Graduation Success Rate since the NCAA began recording the metric in 2003. Eight Texas A&M programs posted multi-year scores of over 990 on the NCAA's Academic Progress Rates, which measures eligibility, retention and graduation of student-athletes competing on every Division I sports team. Every Texas A&M program significantly cleared the NCAA-mandated threshold of 930.







TEXAS A&M MEN'S BASKETBALL





TEXAS A&M MEN'S BASKETBALL



HOME OF THE 12TH MAN





TEXAS A&M MEN'S BASKETBALL



BUZZ WILLIAMS

- Named the Texas A&M Men's Basketball head coach on April 3, 2019, after five seasons as the head coach at Virginia Tech.
- Has produced 14 NBA Players as a head coach.
- Has more than 20 years of coaching experience at the NCAA Division I level, and is currently in his 15th season as a head coach.
- The combined salary of Williams-coached players currently in the NBA is the third-highest salary among all college head coaches.
- Coached NBA All-Star Jimmy Butler and Jae Crowder.

DEVIN JOHNSON

- Experienced staff member who has worked in many phases of college and professional basketball.
- Has taken on new assignments and excelled throughout his career in the NBA and with Coach Williams.
- Has experience in student-athlete on-court and academic development.
- Has quickly gained the respect of student-athletes and staff due to his tireless work efforts.

STEVE ROCCAFORTE

- Has assembled top 20 recruiting classes at seven institutions, including the nation's top-rated class at Memphis in 2001.
- According to former ESPN Senior Recruiting Analyst and current San Antonio Spurs Director of Player Personnel Dave Telep, Roccaforte is one of the 25 hardest-working coaches in the nation as well as one of the top 15 recruiters in the country.
- During his career, Roccaforte has coached, signed or received commitments from 29 future NBA players.

LYLE WOLF

- Began his career as a graduate assistant for Coach Williams at Marquette and has quickly moved up the ranks.
- Has handled a wide-range of responsibilities from camps, travel, budgeting and day-to-day operations.
- Contributed to the turnaround at Virginia Tech, helping the program make three-consecutive trips to the NCAA Tournament for the first time in school history.





BACK-TO-BACK NBA CHAMPIONS

Hometown legend Alex Caruso reached the top of the basketball world on October 11, 2020, as he and the Los Angeles Lakers defeated the Miami Heat to win the NBA Finals.

In the clinching game six victory, Caruso entered in to the starting lineup and registered four points, five assists and three rebounds in 33 minutes of action.

The College Station native was an integral part in the Lakers success during the 2020-21 season as he played in 64 games, averaging 5.5 points, 1.9 rebounds and 1.9 assists per game.

During his time at Texas A&M, Caruso etched his name into the record book as he holds the school records for assists with 649 and steals with 276. He and the Aggies won a share of the 2016 SEC Regular Season Championship and later advanced to the Sweet Sixteen after a dramatic comeback against Northern Iowa that will live in infamy.



Former Texas A&M men's basketball standout Khris Middleton and the Milwaukee Bucks won the 2021 NBA Championship, defeating the Phoenix Suns in six games.

Middleton was dominant throughout the entire NBA Playoffs. A 2011 All-Big 12 performer, Middleton averaged 23.6 points per game while adding 7.6 rebounds and 5.1 assists.

In game four of the NBA Finals, Middleton went off for 40 points in the Bucks' 109-103 victory. Prior to game five of the Finals, Middleton had made 15 field goals to tie or take the lead in the fourth quarter or overtime, which tied him with LeBron James for most all-time in a single playoff run in the past 25 years.

Additionally, Middleton, Giannis Antetokounmpo and Jrue Holiday became the first trio of teammates to each record 25 points on 50 percent shooting in a game since 1985.

Middleton accomplished all of this in the NBA Playoffs while also taking seven hours of classes during the Summer I semester at Texas A&M.



NBA PEDIGREE

BUZZ WILLIAMS HAS PRODUCED **15** NBA PLAYERS AS A HEAD COACH

2009-PRESENT	2010-2013	2012-2014	2013-2018	2014-2015	2013-PRESENT	2017-2018	2012-PRESENT	2011-PRESENT	2018-PRESENT	2019-PRESENT	2019-PRESENT	2019-2020	2019-PRESENT	2022-PRESENT
WES MATTHEWS	LAZAR HAYWARD	DARIUS JOHNSON-ODOM	DWIGHT BUYCKS	JEREL MCNEAL	VANDER BLUE	JAMIL WILSON	JAE CROWDER	JIMMY BUTLER	JUSTIN BIBBS	JUSTIN ROBINSON	NICKEL ALEXANDER-WALKER	AHMED HILL	JUAN TOSCANO-ANDERSON	QUENTON JACKSON



YOU CAN'T BE ANYTHING YOU WANT TO BE,
BUT YOU CAN BE ANYTHING YOU EARN THE RIGHT TO BE.





BUZZ WILLIAMS

**HEAD COACH
FOURTH SEASON AT TEXAS A&M
OKLAHOMA CITY '94**

Buzz Williams was named the 22nd head coach of the Texas A&M men's basketball program on April 3, 2019.

Williams led the Aggies to 27 wins in the 2021-22 season, which ties for the second-most in a single season, as well as championship game appearances at the SEC Tournament and NIT. Williams' squad won its last four regular season games which included a 16-point victory at No. 25 Alabama before advancing to the SEC Tournament final with wins over Florida, No. 4 Auburn and an 18-point triumph over No. 15 Arkansas. After being left out of the NCAA Tournament, the Aggies made the most of their opportunity and secured the program's first trip to the NIT Championship Game at Madison Square Garden, winning their first four games of the tournament by double digits. Under Williams' tutelage, Quenton Jackson became the first Aggie since 2018 to earn all-conference honors.

In his first season at the helm, Williams reinvigorated the program as the Aggies shattered preseason expectations and finished in a tie for sixth in the Southeastern Conference after being projected to finish 12th. Williams was voted as the Associated Press SEC Coach of the Year as Texas A&M won 10 SEC contests, which was the most since the Maroon & White won the league in 2016. During conference play, the Aggies sported the SEC's best scoring defense, limiting opponents to 67.4 points per game. Texas A&M closed out the regular season with five wins in its last seven games, which included a 78-75 road victory over No. 17 Auburn, which ended the Tigers' 19-game home winning streak.

Fresh off his third consecutive NCAA Tournament appearance, Williams returned to Aggieland after spending five seasons at Virginia Tech. His coaching career has included stints as an assistant, associate head and head coach, and he has been at the NCAA Division I level for 21 seasons. Williams has recruited and coached more than 20 players who have earned all-conference accolades, including two league Players of the Year, two conference Freshman of the Year and four Associated Press All-Americans.

In his five years in Blacksburg, Williams led the Hokies to four consecutive 20-win seasons and four consecutive 10-win seasons in Atlantic Coast Conference play. In 2018-19 Williams guided a nationally-ranked Tech team to a 26-9 record, finishing 12-6 in the ACC. The Hokies earned a 4-seed in the NCAA Tournament and advanced to the Sweet 16 for just the second time in program history. Williams earned his 100th victory as the head coach at Virginia Tech when the Hokies knocked off Liberty in the second round of the NCAA Tournament.

To cap off the 2017-18 season, the Hokies made a second consecutive NCAA Tournament appearance, the first time the school could claim that in more than three decades. The Hokies finished the season 21-12 overall and 10-8 in the ACC. Tech made it three consecutive 20-win season and three consecutive 10-win ACC seasons.





The Hokies took care of business in the regular season. They defeated four nationally-ranked teams for the first time in school history, including three wins against top 10 programs. The Hokies also finished 11-2 in the non-conference regular season slate. On Jan. 29, 2017, the Hokies defeated Boston College, 85-79, to give Williams his 200th career victory.

The 2016-17 season was their most successful season in the last decade. Tech finished the season 22-11 overall and earned its first NCAA Tournament bid since 2007. Tech was 10-8 in the ACC regular season for the second consecutive season. The Hokies claimed three top 25 victories against ACC foes and finished with an impressive 11-1 record in non-conference regular season action.

In his second season, the Hokies were one of the most improved teams in the Atlantic Coast Conference and the NCAA. Predicted, once again, to reside near the bottom of the league standings, the Hokies finished with a 20-15 overall record under Williams, including a 10-8 mark in the ACC. Tech advanced to the second round of the 2016 NIT, defeating Princeton at home in overtime before falling at BYU two days later.

In his inaugural season at Virginia Tech, Williams led the Hokies to an 11-22 overall record. He began building the culture that would allow the Hokies to enjoy future successes. The team went a long ways toward establishing an identity – one predicated on hard work, accountability both on and off the court and playing with a tough, competitive nature

Williams made the move to Virginia Tech following six seasons as the head coach of the Marquette Golden Eagles. At Marquette, he had a record of 139-69 and led the team to five NCAA Tournament appearances, including a trip to the regional finals in the 2012-13 season – the same season that the team won the Big East Conference regular-season title. Williams led the Golden Eagles to a 69-39 Big East Conference record during his time in Milwaukee. During Williams' tenure, six Marquette players made it to the NBA.

Williams was an assistant at Marquette during the 2007-08 season. MU concluded the year 25-10 and advanced to the second round of the NCAA Tournament for the first time since 2003.

Williams arrived in Milwaukee after serving for one season as the head coach at the University of New Orleans. He guided the Privateers to a 14-win campaign in 2006-07. His roster featured Bo McCalebb, the Sun Belt Conference Player of the Year. UNO claimed fourth place in the Sun Belt's Western Division and advanced to the league tournament quarterfinals. The squad claimed as many victories on the road that season as it had in the previous three seasons combined. His recruiting class for the 2007-08 season was ranked in the top 50 nationally by HoopScoopOnline.com.

Prior to UNO, Williams served as an assistant coach and recruiting coordinator at Texas A&M for two seasons (2004-05 and 2005-06) under head coach Billy Gillispie. Both of his recruiting classes with the Aggies were ranked among the best in the nation and featured some of the top-ranked talent at the prep level. The squad made its first NCAA Tournament appearance in 25 years in 2005-06. The previous team posted the top turnaround in the nation, improving its win total in 2004-05 by 14 games compared to 2003-04.



COACHING STAFF

Williams spent four seasons (2000-01 through 2003-04) at Colorado State, where he served as an assistant the first three seasons before being promoted to associate head coach in 2003-04. Two of his recruiting classes were ranked among the 40 best in the nation, including the 2003 group, which was tabbed No. 1 in the Mountain West Conference. Colorado State made its first NCAA Tournament appearance in 13 years during his tenure, and HoopScoopOnline.com named him one of the top assistants in the country.

The Van Alstyne, Texas, native was previously an assistant at Northwestern State (1999-2000), Texas A&M-Kingsville (1998-99) and Texas-Arlington (1994-98). He earned a bachelor's degree in kinesiology from Oklahoma City University in 1994 before completing his master's work in the same field at Texas A&M-Kingsville in 1999.

Williams is married to the former Corey Norman and the couple have two daughters, Zera and Addyson, and two sons, Calvin and Mason.





TEXAS A&M MEN'S BASKETBALL



DEVIN JOHNSON

**ASSOCIATE HEAD COACH
FOURTH SEASON AT TEXAS A&M
NEW ORLEANS '08**

A former student-assistant for Coach Williams at New Orleans, Devin Johnson is in his fourth season as at Texas A&M and enters his 12th season as a member of Williams' staff.

Johnson spent the first three season in Aggieland as an assistant coach before being promoted to associate head coach prior to the 2022-23 season. Johnson played an integral part in one of the best seasons in program history in 2021-22 in which the Aggies won 27 games, the second-most in school annals. The Maroon & White went on a historic run to close the season, advancing to the SEC Tournament and NIT championship games.

In his first campaign in Aggieland, Johnson helped the Aggies tie for sixth in the SEC as the Aggies posted 10 wins in conference play, the most since 2016. Texas A&M's defense topped the SEC in scoring during league play, and the Aggies ended the season winning five of their last seven regular season games.

Johnson served as an assistant coach at Virginia Tech in 2018-19, helping the Hokies to their first Sweet Sixteen appearance since the tournament expanded in 1985. Johnson played a vital part in helping take the Hokies to three consecutive NCAA Tournament appearances for the first time in program history. Johnson spent the first four campaigns as the Hokies' director of player personnel where he oversaw the program's video needs, exchange procedures, academics and players' scheduling and time management.

Prior to his arrival at Virginia Tech, Johnson spent two years at Marquette on Williams's staff. He played a crucial role in community initiatives and summer camps in addition to supervising all of the program's video needs, including staff scouting efforts and exchange procedures.

Prior to his time at Marquette, Johnson worked for the NBA's (former) New Orleans Hornets. During his five-year tenure, Johnson served as game presentation associate, group sales coordinator, and group service manager. Johnson interned for the New Orleans Hornets from 2005-2007.

The Louisiana native was a member of Williams' staff as an undergraduate assistant at the UNO during the 2006-07 campaign. He was involved in game day activities associated with the program, as well as assisting with the team's opponent scouting process and game plan development.

A 2008 graduate of the University of New Orleans, Johnson earned his Bachelor's degree in Business Management and earned a Minor in Sport Management.

Johnson is married to Shantè and the couple has one son, Dean and one daughter, Sanaa.





TEXAS A&M MEN'S BASKETBALL





STEVE ROCCAFORTE

**ASSISTANT COACH
SECOND SEASON AT TEXAS A&M
LAMAR '89**

Steve Roccaforte, a 35-year coaching veteran, enters his second season as an assistant coach at Texas A&M.

Roccaforte (PRONOUNCED: rock-uh-fort) immediately brought success to Aggieland as he helped the Aggies win 27 games in 2021-22, the second-most in program history. Additionally, the Aggies advanced to the SEC Tournament game after knocking off a pair of ranked teams (No. 4 Auburn, No. 15 Arkansas) and the program made its first appearance in the NIT championship after winning the first four games of the tournament by double digits.

Roccaforte worked for head coach Buzz Williams previously for four years at Virginia Tech, three as an assistant and one as associate head coach. Roccaforte comes to Aggieland after spending the last three seasons at East Carolina as an associate head coach under Joe Dooley.

Known nationally as a tireless recruiter and enthusiastic floor coach, Roccaforte helped the Hokies earn back-to-back NCAA Tournament at-large bids in 2017 and 2018 and post three consecutive 20-win seasons (2015-18). He also helped the Hokies win 10 ACC games in three consecutive seasons for the first time since joining the conference in 2004.

Roccaforte joined the coaching staff at Virginia Tech following three years as an assistant coach at South Florida. He played a large role in USF getting a top-15 recruiting class for both the 2012-13 and 2013-14 seasons

and helped the Bulls advance to the round of 32 in the 2012 NCAA Tournament. Consistently toward the top of the list, he was ranked as the 23rd best assistant coach in the country that season.

Prior to USF, Roccaforte was the head coach at his alma mater, Lamar University, for five seasons after serving as an assistant coach at Lamar (2003-06), Memphis (2000-03), Wyoming (1998-00), Tulane (1994-98) and Centenary (1989-94) to begin his career.

Roccaforte has worked with some of the top coaches in the business and has recruited some of the top talent in the country. He has served under national coaches of the year in John Calipari, Perry Clark and Billy Tubbs to develop multiple nationally-ranked recruiting classes.

Roccaforte helped assemble top 20 recruiting classes at seven institutions, including the nation's top-rated class at Memphis in 2001. He also aided in the construction of a pair of top 10 classes at Lamar, three additional top 15 classes at Memphis, USF and East Carolina and three top-25 groups at both Tulane and Virginia Tech. In total, Roccaforte has facilitated 14 top-25 units, including four top-10. According to former ESPN Senior Recruiting Analyst and current San Antonio Spurs Director of Player Personnel Dave Telep, Roccaforte is one of the 25 hardest-working coaches in the nation as well as one of the top 15 recruiters in the country. During his career, Roccaforte has coached, signed or received commitments from 29 future NBA players

including six-time All-Star Amare Stoudemire and Kendrick Perkins, member of the 2008 NBA Champion Boston Celtics, along with first-round draft picks Dejuan Wagner, Antonio Burks, Qyntel Wood, Rodney Carney, Nickeil Alexander-Walker. Additionally, Roccaforte coached current NBA star Mike James (Brooklyn Nets) during his stint as the head coach at Lamar.

Roccaforte is also no stranger to postseason play, having served on the staff of eight teams that extended their seasons. He has been to five NCAA Tournaments, two with Virginia Tech and one with USF, Tulane, and Memphis along with NIT appearances at Tulane, Wyoming, Memphis and Virginia Tech. Tulane advanced to the NIT Final Four at Madison Square Garden in 1996. He helped Memphis reach MSG in 2001, win the NIT title in 2002 and advance to the NCAA Tournament in 2003 for the first time in seven years.

In all, Roccaforte's teams have made 11 postseason appearances with the Hokies' 2018 NCAA appearance being the most recent.

Roccaforte finally got his chance to be a head coach after Tubbs resigned his post at Lamar to focus on his Director of Athletics duties in March 2006.

In his five seasons, Lamar was a sparkling 55-20 at home in the Montagne Center and guided LU to its first SLC regular-season championship in 28 years in his second season with an impressive 13-3 conference mark. During



the 2006-07 and 2007-08 seasons, Lamar registered 20 consecutive home victories. He coached nine all-conference selections at Lamar.

The 2007-08 season featured a number of impressive streaks and great players. Among them were a 14-2 home record, a school-record six-consecutive conference road victories and the eighth-largest home crowd in school history. Lamar ranked eighth in the nation in scoring offense (81.5 ppg) and in the top 50 in both field goal percentage (46.9) and 3-point field goal percentage (38.2).

For his efforts, Roccaforte was named the 2007-08 Southland Conference Coach of the Year. Seniors Lamar Sanders and Kenny Dawkins were both named first team All-SLC, with Dawkins matching his teammate as SLC Newcomer of the Year. The success of that season led to a top-25 ranking in the mid-major poll the following year. Lamar ranked 12th in the NCAA in assists at 17.3 per game, 31st in 3-pointers made per game (8.3) and 52nd in 3-point percentage (.379).

Individually, Sanders led the SLC, and ranked 12th in the NCAA, in rebounding at 9.8 per game. The Cardinals set a new single-season school record for 3-point attempts (702) and posted the second-best mark in 3-pointers made (266).

Academics are a high priority for Roccaforte as evidenced by the fact that Lamar's increase in Academic Progress Rate (APR) was among the best in the country. Lamar's APR moved up 101 spots to No. 20 in the country during Roccaforte's tenure. Nineteen of 20 seniors earned their degrees while he was the head coach as did 100 percent of the seniors at USF from 2011 to 2014.

During his four years at Tulane, the Green Wave consistently ranked among the top-25 recruiting classes in the nation and included an All-America and seven All-Conference USA selections. The final recruiting class that he helped sign was ranked eighth nationally.

Roccaforte helped lead the Green Wave to three consecutive 20-win seasons during his tenure (1994-97). The Green Wave advanced to the NCAA Tournament second round in 1995, the NIT Final Four in 1996 and made another NIT appearance in 1997. The program also captured Conference USA Red Division titles in 1995-96 and 1996-97.

He earned his Bachelor of Applied Arts and Sciences degree from Lamar in 1989. He has two daughters, Victoria Elise and Sofia Rose, and a son, Lucien Anthony.



LYLE WOLF

**ASSISTANT COACH
FOURTH SEASON AT TEXAS A&M
TRANSYLVANIA '10**

Lyle Wolf enters his fourth season as an assistant coach after spending the last 10 seasons with Coach Williams at Virginia Tech and Marquette.

In 2021-22, Wolf was instrumental in the Aggies' 27 wins which tied for the second-most in program history. The Aggies had a historic month of March where they advanced to the SEC Tournament championship game after knocking off a pair of ranked teams in No. 4 Auburn and No. 15 Arkansas. A&M continued to make history advancing to the NIT championship game in Madison Square Garden, and won the first four games of the tournament by double digits.

In his first season at Texas A&M, Wolf helped orchestrate the Aggie defense that finished first in scoring in SEC play at 67.4 points per game. Additionally, the Aggies led the league in defensive turnover rate and free-throw rate in conference play.

Wolf spent the 2018-19 season as Virginia Tech's director of men's basketball operations and previously served as the assistant to the head coach and director of student-athlete development.

In his previous duties with the Hokies, he assisted Williams and the staff with a wide-range of responsibilities, including team travel, scouting, budgeting, summer camps and the staff's day-to-day operations.

Wolf contributed to the program's turnaround as Virginia Tech made four postseason appearances including three straight trips to the NCAA Tournament for the first time in program history.

Wolf began his collegiate coaching career as a graduate assistant at Marquette. He assisted in the day-to-day operations of the program and supervised the team's managerial staff before obtaining a Master's degree in sports leadership in the spring of 2014.

A member of the basketball team in 2006-07, Wolf graduated from Transylvania (Ky.) in 2010 with a degree in business administration. Following graduation, the Lexington, Kentucky, native served as the junior varsity basketball coach at Sayre School, a position he held during the 2011-12 campaign.

Wolf earned his Doctorate of Education in global sports leadership from East Tennessee State in March 2018.

Wolf and his wife, Perren, married in May of 2021.





TEXAS A&M MEN'S BASKETBALL





DALE LAYER

**SPECIAL ASSISTANT TO THE HEAD COACH
FOURTH SEASON AT TEXAS A&M
ECKERD COLLEGE '80**

Dale Layer enters his fourth season as the special assistant to the head coach at Texas A&M. Layer and Coach Williams have a long history of working together, including stops at Colorado State, Marquette and Virginia Tech.


Layer served in a similar role at Virginia Tech in 2018-19 after one season as an assistant coach at Mercer. He spent the 2016-17 season as an assistant coach with the Greensboro Swarm of the NBA G League.

Layer joined the Swarm after six seasons as head coach at Liberty. In his time in Lynchburg, he led the Flames to a Big South Tournament Championship and NCAA Tournament appearance in 2013, set a school record for conference wins in a season with 13 during the 2011 season.

Layer's head coaching tenure at Liberty was his second stint with the school, after serving as an assistant coach under Ritchie McKay. Between his years at Liberty, he spent a season as an assistant at Marquette under Williams. At Marquette, he helped the Golden Eagles reach the second round of the NCAA Tournament and a 24-9 mark, ranking as high as eighth nationally.

Prior to his time with Liberty, he served as the head coach at Colorado State for seven seasons, where he led the Rams to 103 wins and an NCAA Tournament berth in 2003 off the heels of the program's Mountain West Conference Tournament title, the first NCAA berth for the school in 13 years. Williams was an assistant to Layer at CSU from 2000-04.

Layer took the reigns over in Fort Collins after two-year stint as an assistant coach with the Rams, helping guide the team to two top-25 wins in 1998 over UCLA and Utah followed by an NIT appearance in 1999.



Layer made the trip to Colorado after 10 years at Queens University in Charlotte, serving as head coach and athletic director. After starting the program following the university's transition to a co-ed school in 1988, he led the Royals to eight winning seasons in his nine years with 167 wins and a pair of NCAA Division II Tournament appearances to go along with two conference tournament titles.

Layer's coaching career began as an assistant at his alma mater, Eckerd College, in 1980 for two seasons before spending a year as a graduate assistant at Eastern Kentucky. He returned to Eckerd for five more seasons as an assistant.

Layer graduated from Eckerd College in 1980 with a Bachelor of Arts degree in psychology and received his Master of Arts degree in counseling from Eastern Kentucky in 1983.





VINCE WALDEN

**DIRECTOR OF BASKETBALL OPERATIONS
FOURTH SEASON AT TEXAS A&M
LONGWOOD '01**

Vince Walden is in his fourth season at Texas A&M and holds 22 years of coaching experience with stops at Elon, Arkansas State, Liberty and the IMG Academy.

During his time at Arkansas State, he helped develop and coach USBWA All-District VII, NABC All-District 24 and All-Sun Belt selection Ty Cockfield. Prior to his time with the Red Wolves, Walden had two stints with IMG Academy basketball program in Bradenton, Fla. from 2006-12 and 2015-17 as the national team head coach. He also had a spent three seasons from 2012-15 as an assistant coach at Liberty University.

Walden, a 2017 Naismith Trophy High School Boys Coach of the Year finalist, guided IMG Academy to a 26-2 record in 2016-17, as well as an appearance in the DICK'S Sporting Goods High School Nationals as the No. 2 seed. He helped the team to a No. 1 ranking in the Max Preps poll in 2016-17 and finished with a 53-12 record over his last two seasons with the Ascenders. Trevon Duval, a McDonald's All-American and Jordan Brand Classic invitee, shined for Walden during his last season at IMG Academy, becoming the first player in the program to be invited to McDonald's All-American game and third to play in the Jordan Brand Classic.

As head coach at IMG Academy, he oversaw four basketball teams and four coaches and was responsible for retention, player transitions and organizing future plans for graduating seniors. He is widely credited with building a culture that was centered on a positive and energetic atmosphere for players while teaching team and individual skills that developed character and leadership qualities, both on and off the court.

During his tenure at Liberty, Walden was an integral part in Liberty's 2013 Big South Tournament championship run. The Flames rallied to win four-straight games against three of the top seeds in the tournament to advance to the NCAA Tournament. While at Liberty, Walden trained and developed guard Davon Marshall, who was awarded the Big South Tournament MVP connecting on 17-of-24 3-point field goals. Marshall surpassed Seth Curry (102) for the most three-point field goals in a season with 107 in the 2012-13 season.





Prior to joining the Liberty staff, Walden had his first stint with the IMG Academy basketball program as the national team head coach and recruiting coordinator from 2006-12. He compiled a record of 146-56 record in that span and has a combined record of 201-68 in his time with the Ascenders.

He has coached or developed more than 50 professional players, including 2014 second round NBA Draft picks Dwight Powell and DeAndre Daniels.

Walden graduated with a degree in social work from Longwood in 2001, and was a four-year letterwinner in basketball and a three-year captain for the Lancers.

Walden and his wife, Lakeesha have two sons, Vinson Jr. and Zachary, and a daughter, Kari.





LUKE HILLIN

**CHIEF OF STAFF
SIXTH SEASON AT TEXAS A&M
TEXAS A&M '15**

Luke Hillin is in his sixth season with the Texas A&M men's basketball program and currently serves as the Chief of Staff.


Prior to his promotion, Hillin served as the director of internal operations from 2019-21.

No stranger to Texas A&M Athletics, Hillin served as an Aggie football student manager for four seasons (2012-2015), standing out as the team's head student manager. He has also spent time around the Aggie basketball team, assisting with administrative and camp duties during and following the Aggies' Sweet 16 campaign in 2015-16.

During the 2016-17 season, Hillin worked as the Director of Basketball Operations at Houston Baptist University, assisting in all administrative areas for the Huskie men's hoops program.

Born in Charlotte, North Carolina, and raised in Houston, Texas, Hillin graduated from Texas A&M in 2015 with a degree in business administration and earned his MBA in 2021 from Houston Baptist.

He lives in College Station with his wife, Maddie, and daughter, Charlotte.





JOSH CHAMBERS

**DIRECTOR OF CREATIVE DESIGN AND BRANDING
FOURTH SEASON AT TEXAS A&M
VIRGINIA TECH '14**

Josh Chambers begins his fourth season at Texas A&M as the director of creative and design and seventh year as a member of Coach Williams' staff after joining the Virginia Tech program in the summer of 2016 as a graphic designer.

Chambers has seen his responsibilities evolve, necessitating a new title in the summer of 2017 to better reflect his duties. He works closely with the staff, planning and executing material for all aspects of the recruiting process. His responsibilities include creation of all recruiting content coming from within the program, facility re-design, managing the recruiting mailing lists, social media outreach and game uniform and practice gear designs.

Prior to joining the Hokies, Chambers worked as vice president of strategic planning under Nike's director of international basketball and hall of fame coach George Raveling in Los Angeles. He worked directly with Raveling on consulting projects involving Nike, USA Basketball, the Los Angeles Clippers, the AAU, the Basketball Hall of Fame and a variety of high-major NCAA basketball programs.

In 2015, Chambers started his own collegiate athletics recruiting company named Won't Lose Designs. This company serviced more than 10 Division I programs, including a variety of men's and women's amateur sports as well as several NBA players.

Chambers attended Virginia Tech, where he earned a degree in economics. He was a student manager in 2014 and donated his athletics scholarship that he received as a manager to the ALS Association in honor of his late father, Col. Jay Chambers, who passed from Lou Gehrig's disease in 2010.

Josh and his wife, Sammi, married in June 2022.





TJ RYAN

DIRECTOR OF SCOUTING
THIRD SEASON AT TEXAS A&M
FRANKLIN COLLEGE '18


TJ Ryan begins his second season as the program's Director of Scouting and fourth at Texas A&M. Ryan came to Aggieland as the program aide after joining head coach Buzz Williams' staff at Virginia Tech in 2018-19 as a graduate manager.

Prior to Virginia Tech, Ryan spent three years as a student-assistant at Franklin College in Indiana after playing as a freshman. As an undergraduate, he traveled the country working different college basketball camps, including Butler, Liberty, UCLA, Virginia Tech, Virginia, Xavier and skills camps at EGT Live and Driven Training.

He also studied abroad where he held internships with Movistar Estudiantes and CB Zentro San Jorge Basketball in Madrid, Spain, and MHP Riesen Ludwigsburg, in Ludwigsburg, Germany.

He graduated from Franklin in May 2018 with a degree in psychology, and is the son of Kristy and Tom Ryan, who coached men's basketball for 23 years and currently serves as the Director of Athletics at Eckerd College.

As an undergraduate, Tom Ryan played at Eckerd while current Texas A&M special assistant to the head coach Dale Layer was an assistant coach.





EDDIE BENION

**SENIOR ASSOCIATE ATHLETIC TRAINER
FOURTH SEASON AT TEXAS A&M
MISSOURI '95**

Eddie Benion begins his fourth season as the senior associate athletic trainer for Texas A&M Men's Basketball and fifth with head coach Buzz Williams.

Prior to joining the staff at Texas A&M, Benion served as an assistant athletics director for sports medicine at Virginia Tech for one season following eight years as assistant athletics director for sports medicine at VCU, where his primary duties were with men's basketball.

Prior to VCU, Benion spent six seasons as the head athletic trainer at Cleveland State. He was responsible for all aspects of running the athletic training program, including the ordering and maintenance of supplies and equipment, coordinating preseason physicals and in-season medical care, filing athletic insurance claims and supervising the student athletic training program.

Before his time with the Vikings, he spent six years as the head athletic trainer at Alabama A&M and a year as the head athletic trainer at East Lansing (Mich.) High School.

After graduating from Missouri with a bachelor's degree in nutrition and physical fitness in 1995, he served as a graduate assistant with the athletic training staff at Michigan State for two years, working with the school's football, men's soccer and cheerleading teams and earned a graduate degree in kinesiology.

While an undergrad at Missouri, he worked as a student trainer for three years. He was responsible for coordinating the athletic training services for women's volleyball. He also completed a pair of athletic training internships with the National Football League, working with the New York Giants preseason camp in 1994 and the Kansas City Chiefs in 1995.

He is certified athletic trainer by the National Athletic Trainer's Association, an organization that he has been a member of since 1993.





STEVE GEPHARDT

**DIRECTOR OF SPORTS PERFORMANCE
THIRD SEASON AT TEXAS A&M
ARIZONA STATE '04**

Steve Gephardt enters his third season as the Director of Sports Performance with the Texas A&M Men's Basketball program after a 13-year stint at TCU.

With the Horned Frogs, Gephardt served as an Associate Head Strength and Conditioning Coach where he oversaw the physical enhancement of the men's basketball and men's golf programs and assisted with development of the football program.

Prior to joining the strength and conditioning staff at TCU, Gephardt served as a graduate assistant at UAB.

Gephardt is certified by both the NSCA as well as the CSCCA.

He earned his Bachelor's Degree from Arizona State in kinesiology.





ANTONIO McKENZIE

**DIRECTOR OF PLAYER RELATIONS
SECOND SEASON AT TEXAS A&M
NORTH TEXAS '04**

Antonio McKenzie enters his second season as the Director of Player Relations for the Texas A&M men's basketball program.

McKenzie has been with the program for the last five seasons as a character coach through the organization Nations of Coaches. As a character coach, McKenzie focused on the development of the student-athletes and taught them what it takes to be a leader and a man of integrity.

Prior to his appointment as character coach, McKenzie served as coach and chaplain for the AAU organization Texas Titans for 12 years. With the Titans, his responsibilities included implementing practice plans, skill development and serving as a mentor for the student-athletes.

McKenzie received his bachelor's degree in kinesiology from the University of North Texas in 2004, and was a two-time letterwinner for the Mean Green men's basketball team.





WABISSA BEDE

**PROGRAM AIDE
SECOND SEASON AT TEXAS A&M
VIRGINIA TECH '20**

Former Virginia Tech standout Wabissa Bede enters his second season as the program aide.

In his role, Bede assists with all aspects of the program, recruiting organization, student-athlete development, advanced analytics and camps.

Bede was a four-year letterwinner for the Hokies from 2017-2021 where he helped Virginia Tech to three NCAA Tournament appearances, and amassed 453 points, 279 rebounds, 351 assists, 97 steals and 30 blocks in 117 games.

As a junior in 2019-20, the North Andover, Massachusetts, native registered 177 assists with just 53 turnovers for the nation's sixth-best assist-to-turnover ratio at 3.34. His 5.53 assists per game ranked fourth in the ACC and his 177 total assists ranks as the third-most in a season in Virginia Tech history.

Bede graduated from Virginia Tech with a bachelor's degree in communication studies with a minor in sociology, and his master's degree in agricultural and life sciences with a concentration in leadership studies.





LANDRY MOFFETT

**ADMINISTRATIVE COORDINATOR
FOURTH SEASON AT TEXAS A&M
TEXAS A&M '22**

Landry Moffett enters her fourth season with the men's basketball program and first as the administrative coordinator.

In her role, Moffett helps organize travel for road games, helps coordinate recruiting visits and assists with the team's budget.

Prior to her promotion, she was an office administrative assistant for three seasons where she assisted with day of event logistics including catering, registration and hospitality.

Moffett graduated from Texas A&M in May 2022 with a Bachelor of Science in sport management.



CAL FURGAL

**GRADUATE ASSISTANT
FIRST SEASON AT TEXAS A&M
TEXAS A&M '22**

Cal Furgal enters his first season as a graduate assistant after spending the last two seasons as a student manager.

Prior to his promotion to graduate assistant, Furgal assisted director of scouting TJ Ryan last season by editing and analyzing practice and opponent film and edited game film live and prepared relevant clips for halftime and postgame analysis.

Additionally, he played an integral part in the setup and clean-up of various team activities including practice, games and road trips.

Furgal graduated from the Texas A&M Mays Business School in May 2022 with a Bachelor's in business administration and is currently pursuing his Master's in sport management.



JOHN SHARP TEXAS A&M SYSTEM CHANCELLOR

John Sharp was appointed Chancellor of The Texas A&M University System by the Board of Regents on Sept. 6, 2011.

On September 7, 2017, Governor Greg Abbott named him the commissioner of the Governor's Commission to Rebuild Texas, which is dedicated to rebuilding critical public infrastructure along the Gulf Coast in the aftermath of Hurricane Harvey.

As Chancellor, Sharp leads one of the nation's largest systems with an annual budget of \$6.3 billion. Enrollment at the A&M System's 11 universities has grown to more than 153,000 and externally funded research expenditures are in excess of \$996 million.

The System's flagship, Texas A&M University, stands among the nation's top 20 research universities for total research expenditures, according to the National Science Foundation.

Sharp brings with him more than three decades of public service. He earned a bachelor's degree in political science from Texas A&M University in 1972, where he was a member of the Corps staff of the Corps of Cadets, a member of the 1972 rugby team and was elected student body president. Upon graduation, Sharp was commissioned as a second lieutenant in the United States Army Reserve.

In 1976, Sharp received a master's degree in public administration from Southwest Texas State University while working full-time with the Legislative Budget Board in Austin.

In 1978, he opened a one-man real estate firm in Victoria and became a successful small business owner. That same year he was elected to the Texas House of Representatives.

In 1982, he won a seat in the Texas Senate. Four years later, he was elected to the Texas Railroad Commission. Sharp was elected state comptroller in 1990 and re-elected in 1994.

He came to the A&M System from Ryan & Company, where he was a principal with the largest state and local tax consulting firm of its kind in Texas.

Sharp, who was married 43 years to the late Charlotte Han of Austin, has a son, Spencer; a daughter-in-law, Brigitte; a daughter, Victoria; and granddaughters, Simone and Freya. Sharp is a member of St. Mary's Catholic Church in College Station and is involved in many community and humanitarian efforts.



Around Texas With Chancellor John Sharp tells the stories of the people who make the Texas A&M System great. Streaming at sharparoundtexas.com



M. KATHERINE BANKS

TEXAS A&M UNIVERSITY PRESIDENT

In addition to being an Aggie mom and strong supporter of Aggie Athletics, Dr. M. Katherine Banks is known as a visionary strategist, leader, researcher and educator. She is committed to upholding the university's core values of respect, excellence, leadership, loyalty, integrity and selfless service while propelling the university on an upward trajectory. To position Texas A&M as the 21st century public university, Dr. Banks streamlined all

administrative operations to reallocate funds, energize the campus and enhance the educational experience. Among her key initiatives: securing a \$50 million gift from Arch "Beaver" Aplin III — one of the university's most successful entrepreneurs — to establish an academic center that will serve as an immersive hospitality and entrepreneurship learning laboratory. She also has championed growth of the iconic Texas A&M Corps of Cadets and its leadership training through "March to 3,000", a campaign that includes her \$50 million Patriot Scholarship program. In addition to overseeing one of the nation's largest and most prestigious research universities, Dr. Banks also serves as Vice Chancellor of National Laboratories and National Security Strategic Initiatives for The Texas A&M University System. Previously, Dr. Banks served for nine years as Vice Chancellor of Engineering and Dean of Texas A&M's College of Engineering. Before joining Texas A&M in 2012, Dr. Banks was an administrator and faculty member at Purdue University. She earned engineering degrees from the University of Florida, University of North Carolina and Duke University. She is a member of the National Academy of Engineering





ROSS BJORK TEXAS A&M DIRECTOR OF ATHLETICS

With more than 25 years of sports administration experience, Ross Bjork has built an impressive career highlighted by academic excellence, enhancing the student-athlete experience, and consistent competitive success.

Guided by a mission of creating opportunities through championship athletics, Bjork, who was hired as Texas A&M's 16th Director of Athletics on May 23, 2019, wasted little time to make his mark in Aggieland. Bjork's vision is to make the Home of the

12th Man the pinnacle in opportunities realized through sports: championships won, diplomas earned, leaders equipped, and launched to impact the world.

With an eye on laying the foundation for a new era of excellence at Texas A&M, Bjork and the 12th Man Foundation recently introduced the ambitious Centennial Campaign, which will feature the construction of an Academic and Wellness Center, Football Indoor Performance Center and Indoor Track Stadium as well as a redevelopment of the Bright Football Complex. Through the Centennial Campaign, the 12th Man Foundation has committed to securing \$120 million in donor contributions, which represents the largest philanthropic fundraising effort in the organization's history outside of the historic redevelopment of Kyle Field.

Bjork's commitment to academic success has led to record-setting showings in overall grade point average (GPA), NCAA Graduate Success Rate (GSR) and NCAA Academic Progress Rate (APR) under his watch. Most notably, prior to Bjork's arrival Texas A&M's student-athletes had never posted a semester or cumulative GPA of 3.0 or higher. Since his arrival, the Aggies have achieved the feat in five of six possible semesters.

Texas A&M's 2021 GSR was a school-record 84%, which came on the heels of an 82% rating in 2020. Texas A&M's most recent APR results had every program well above the 930 score threshold, including six teams that surpassed the 990 multi-year APR and three programs with perfect scores. For the 2021-22 academic year, the Aggies posted cumulative GPAs of 3.0 in the fall and 3.056 in the spring, and more than 300 student-athletes were named to the AD Honor Roll in both semesters. An impressive 115 student-athletes earned degrees during the school year.

With deep connections throughout college athletics, Bjork has been able to identify and hire an impressive group of head coaches. Since Bjork's arrival in Aggieland he has hired five head coaches: Gerrod Chadwell (women's golf), Brian Kortan (men's golf) and Jim Schlossnagle (baseball) in 2021, and former conference coaches of the year Trisha Ford (softball) and Joni Taylor (women's basketball) in 2022. All three of Bjork's 2021 head coach hires had tremendous first seasons with women's golf advancing to the semifinal match at the NCAA Championships and baseball battling its way to the final four at the Men's College World Series, while men's golf qualified for the national meet for the first time since 2019.

The progressive Bjork and his team launched a successful Change.org campaign following the racial strife around the country in the summer of 2020. The Unify Aggies campaign centered around education on the history of our country, injustices and current events; and engaging in a healthy dialogue in our communities.

From there, Texas A&M Athletics launched The Aggie Commitment and its student-athletes created The B.L.U.E.print - Black Leaders who Undertake Excellence. The Aggie Commitment and B.L.U.E.print initiatives have provided new opportunities for personal and professional

growth and development for student-athletes and staff. The initiatives celebrate and honor Black History at Texas A&M and provide student-athletes with an unparalleled experience, while also serving as a change agent in the fight against social injustice.

Bjork provided input and guidance to leadership in the Texas legislature as they developed a comprehensive Name, Image, Likeness law in the spring of 2021. He then oversaw the creation and implementation of AMPLIFY and AMPLIFY Local Exchange, which has equipped Aggie student-athletes with tools and training to maximize their brand and platform. AMPLIFY has provided Texas A&M student-athletes with best-in-class education and resources related to personal branding, networking, finance and media training.

Bjork's leadership extends outside of Aggieland and onto a national scale. He currently serves as the NACDA 2nd Vice president, is on the NCAA Student-Athlete Experience Committee and just completed a stint on the NCAA DI Working Group on Transfers. Bjork has served in numerous leadership roles around college athletics during his career including NAADD President in 2006-07, NACDA Executive Committee, SEC awards committee chair, NCAA men's basketball oversight committee and the NCAA transfer working group.

He came to Aggieland from the University of Mississippi, where he served as the Director of Athletics for seven years and was the youngest AD among the Power 5 conferences when hired. During his tenure at Ole Miss, revenue generated within Athletics more than doubled, from \$57 million to \$117 million.

His many achievements include finishing in the Top 40 of the Directors' Cup in consecutive years for the first time, as well as the university's first appearance in the Men's College World Series in 42 years in 2014. New facilities and renovation improvements flourished under his leadership including the Manning Center, Baseball Performance Center, Gillom Performance Center, new outdoor track, indoor tennis complex, the Pavilion at Ole Miss and a large renovation at Vaught-Hemingway Stadium.

Bjork arrived in Oxford after a stint as Director of Athletics at Western Kentucky University where he quickly established an atmosphere of success. After Bjork made a midseason coaching change, the Hilltopper men's basketball team went on to capture the 2012 Sun Belt Conference Tournament title and advanced to the second round of the NCAA Tournament. Women's Volleyball reached the NCAA tournament twice, while cross country swept the conference team titles in 2011. WKU's football program posted the greatest one-season improvement in conference wins in the history of the Sun Belt with a 7-1 league mark.

In the classroom, each of WKU's men's and women's athletic teams exceeded the NCAA required 925 APR threshold, and WKU had more individuals honored for their academic achievements by the Sun Belt Conference than any other institution in 2011-12. For the first time in program history, the overall cumulative average GPA was over 3.0 for all 391 student-athletes and 228 maintained a cumulative GPA of 3.0 or higher.

Bjork has an extensive career in intercollegiate athletics with more than two decades of experience as an administrator and student-athlete, having worked on the senior staffs at UCLA, the University of Miami and the University of Missouri. He began his administrative career at WKU as an Assistant Development Coordinator in 1996-97.

Bjork is a native of Dodge City, Kansas, and received his bachelor's degree in recreation administration from Emporia State University in 1995 where he was a two-year starter at fullback. Bjork was honored by Emporia State with the 2017 distinguished alumni award and currently serves on the ESU Foundation Board of Trustees. He earned a master's degree in athletic administration from Western Illinois University in December 1996.



JUSTIN MOORE

EXECUTIVE DEPUTY AD, ADMINISTRATION

Justin Moore serves as the Executive Deputy Athletics Director and Chief Operating Officer of Texas A&M Athletics. Moore works alongside the Director of Athletics in directing the overall planning, implementation, administration, and day-to-day operations of the athletics department.

He will play an integral role in the department's upcoming capital projects and Centennial Capital Campaign and will continue to serve as the sport administrator for football and men's basketball.

His previous administrative roles at Texas A&M include serving as Deputy Athletics Director for Administration from 2019-2021, Senior Associate Athletics Director from 2016-2019 and Associate Athletics Director for Football from 2012-15. During his tenure with the Aggies, Moore has touched nearly every area of the department, including student-athlete performance and wellness, facilities and event management, fundraising, facility planning and capital projects, academics and life skills, compliance, budgeting, team operations and logistics, and scheduling. He also spearheaded an extensive leadership development program for the athletics department that offers specific courses and continuing education opportunities for coaches, staff and student-athletes. In addition, he has served as the sport administrator for many of the Aggies' key sports including football, men's basketball, men's and women's track and field / cross country, men's golf, and women's tennis.

In Moore's role as the Aggies' Associate Athletics Director for Football, he oversaw every aspect of the Aggie football program including personnel and staffing, departmental budget, recruiting, team logistics, bowl game coordination, day-to-day operations and football-related facility projects, including the design process for the Davis Player Development Center, the R.C. Slocum Nutrition Center and Bright Football Complex Renovation, and worked closely with the 12th Man Foundation on the \$485 million Kyle Field Redevelopment project.

Moore's involvement with the football team coincided with one of the most successful periods in the program's history. From 2012-15, the Aggies won 36 games, earned a bowl berth every season (with three bowl victories) and produced eight first-team All-Americans, as well as the first freshman Heisman Trophy winner in college football history and the school's first Outland Trophy recipient.

In addition to the Aggies' on-field success, the team's multi-year Academic Progress Rate (APR) and overall team grade point average were both the highest in program history and football student-athletes earned close to 100 SEC Academic Honor Roll citations.

A Texas A&M graduate, Moore returned to Aggieland after spending four years at the University of Houston as the Assistant Athletics Director for Football. The Cougars won the most games in any four-year period in school history and earned a pair of Conference USA West Division titles during his time at UH.

Prior to Houston, Moore spent two years as the special assistant to the athletics director at Texas A&M, when he coordinated and led the NCAA certification process, assisted with football scheduling and coordinated all student financial aid. He also scheduled and supervised all activities associated with player agent interviews, NFL pro-day and educational seminars and activities for student-athletes and their parents.

Moore graduated from Texas A&M in 2004 with a degree in finance and later earned a master's degree in sport management. After graduation, he worked in the private sector as a consultant for Deloitte & Touche LLP, consulting with top-level executives of Fortune 500 companies on both their business cycles and information technology processes.

A two-time captain for the Aggie baseball team, Moore was named a Freshman All-American pitcher in 2001, twice named to the All-Big 12 Team and was a two-time recipient of the Pat Olsen Most Valuable Pitcher Award (2001-2002). He also earned Academic All-Big 12 Team honors for four straight years.

A three-sport standout in high school, Moore graduated from Katy Taylor in 1999 and was inducted into the Katy Taylor Athletics Hall of Fame (2012). Moore and his wife, Dory (A&M Class of 2003), have three children, Kate (13), Tysen (11), and Tatum (9).



ADMINISTRATION



KRISTEN BROWN
Deputy Athletics Director,
Administration and Leadership
/ SWA



JOE FIELDS
Deputy Athletics Director,
Administration and
Student-Athlete Experience



CHRIS PARK
Deputy Athletics Director,
External Relations and
Business Development



JEFF TOOLE
Senior Associate Athletics
Director / Chief Financial
Officer



CRAIG VALKA
Senior Associate Athletics
Director, Capital Projects



BRAD BARNES
Associate Athletics Director,
Athletic Compliance



REBEKAH PARKHILL
Associate Athletics Director,
Engagement



JONATHAN WALLACE
Director of Administration



TEXAS A&M AT A GLANCE

UNIVERSITY OVERVIEW

- LOCATION:** Bryan-College Station, Texas
(in the heart of the Dallas-Austin/San Antonio-Houston triangle)

- FOUNDED:** 1876 (first public institution of higher learning in the state of Texas)

- ENROLLMENT:** 73,284 (Fall 2021)

- COLLEGE STATION CAMPUS ENROLLMENT:** 67,133 students (Fall 2021)

- MEMBERSHIPS:** Association of American Universities, Association of Public and Land-Grant Universities

- RESEARCH:** Valued at nearly \$1.15 billion annually by National Science Foundation, making Texas A&M the first university in the state (and one of just a few nationally) to pass the \$1 billion mark

- DESIGNATIONS:** One of just a few institutions in the nation to hold the triple designation as a land-, sea- and space-grant university. In 2022, Texas A&M was designated an eligible institution by the U.S. Department of Education to be a Hispanic Serving Institution (HSI)

- FORMER STUDENTS:** About 530,000 worldwide. Those who attend or graduate from Texas A&M are known as former students because, as the saying goes, "Once an Aggie, always an Aggie!"

KEY RANKINGS/FACTOIDS

- #1 among public universities nationally for a superior education at an affordable cost (Fiske Guide to Colleges, 2021)

- #1 nationally for most graduates serving as CEOs of Fortune 500 companies (Fortune, 2021)

- #1 nationally among public universities for number of students studying abroad (Institute of International Education, 2020)

- #1 Public University in Texas and #1 Best Value in Texas, (Money 2022)

- #2 in Texas in enrollment of National Merit Scholars (National Merit Scholarship Corporation, 2020)

- #1 in Texas and #21 among all universities nationally for social mobility, research, and public service (Washington Monthly, 2021)

- #1 Best College for Veterans in Texas, #3 nationally, (College Factual 2021)



ANNUAL TEAM RECORDS

YEAR	OVERALL W-L	CONF. W-L	CONF. FINISH	POSTSEASON	COACH
1912-13	4-2				F.D. Steger
1913-14	5-2				F.D. Steger
1914-15	13-2	4-1	3rd		F.D. Steger
1915-16	11-2	6-2	2nd		Tubby Graves
1916-17	11-8	3-3	2nd		W. H. H. Morris
1917-18	9-9	7-7	3rd		Bill Driver
1918-19	14-4	7-3	2nd		Bill Driver
1919-20	19-0	16-0	1st		Bill Driver
1920-21	16-6	10-2	1st		D.X. Bible
1921-22	18-3	13-3	1st		D.X. Bible
1922-23	16-4	15-3	1st		D.X. Bible
1923-24	13-10	12-11	4th		D.X. Bible
1924-25	9-8	6-8	5th		D.X. Bible
1925-26	8-9	4-8	6th		D.X. Bible
1926-27	10-7	4-6	5th		D.X. Bible
1927-28	4-12	1-9	7th		C.F. Bassett
1928-29	12-6	4-6	5th		C.F. Bassett
1929-30	8-10	4-6	T-4th		J.B. Reid
1930-31	14-8	5-7	5th		J.B. Reid
1931-32	10-9	4-8	T-5th		J.B. Reid
1932-33	10-9	8-4	3rd		J.B. Reid
1933-34	14-6	7-5	2nd		J.B. Reid
1934-35	10-10	4-8	T-5th		J.B. Reid
1935-36	9-10	4-8	6th		H.R. McQuillan
1936-37	12-13	5-7	T-5th		H.R. McQuillan
1937-38	10-8	6-6	4th		H.R. McQuillan
1938-39	7-16	2-10	6th		H.R. McQuillan
1939-40	11-11	5-7	T-5th		H.R. McQuillan
1940-41	7-13	3-9	6th		H.R. McQuillan
1941-42	8-16	4-8	6th		Marty Karow
1942-43	11-11	4-8	T-5th		Manning Smith
1943-44	2-15	0-12	7th		Manning Smith
1944-45	3-18	2-10	6th		Manning Smith
1945-46	9-14	4-8	6th		Marty Karow
1946-47	9-16	4-8	5th		Marty Karow
1947-48	7-17	2-10	6th		Marty Karow
1948-49	5-19	2-10	6th		Marty Karow
1949-50	10-14	6-6	T-4th		Marty Karow
1950-51	17-12	8-4	T-1st	NCAA	John Floyd
1951-52	9-15	5-7	T-3rd		John Floyd
1952-53	6-15	3-9	7th		John Floyd
1953-54	2-20	1-11	7th		John Floyd
1954-55	4-20	1-11	7th		John Floyd
1955-56	6-18	3-9	T-5th		Ken Loeffler
1956-57	7-17	3-9	T-6th		Ken Loeffler
1957-58	11-13	7-7	T-5th		Bob Rogers
1958-59	15-9	6-8	T-5th		Bob Rogers
1959-60	19-5	10-4	T-2nd		Bob Rogers
1960-61	16-8	10-4	2nd		Bob Rogers


YEAR	OVERALL W-L	CONF. W-L	CONF. FINISH	POSTSEASON	COACH
1961-62	15-9	9-5	3rd		Bob Rogers
1962-63	16-8	9-5	T-2nd		Bob Rogers
1963-64	18-7	13-1	1st	NCAA	Shelby Metcalf
1964-65	14-10	7-7	4th		Shelby Metcalf
1965-66	15-9	10-4	2nd		Shelby Metcalf
1966-67	6-18	5-9	6th		Shelby Metcalf
1967-68	14-10	8-6	T-2nd		Shelby Metcalf
1968-69	18-9	12-2	1st	NCAA	Shelby Metcalf
1969-70	14-10	9-5	2nd		Shelby Metcalf
1970-71	9-17	5-9	7th		Shelby Metcalf
1971-72	16-10	9-5	T-3rd		Shelby Metcalf
1972-73	17-9	9-5	T-2nd		Shelby Metcalf
1973-74	15-11	7-7	4th		Shelby Metcalf
1974-75	20-7	12-2	1st	NCAA	Shelby Metcalf
1975-76	21-6	14-2	1st		Shelby Metcalf
1976-77	14-14	8-8	T-4th		Shelby Metcalf
1977-78	12-15	5-11	7th		Shelby Metcalf
1978-79	24-9	11-5	3rd	NIT	Shelby Metcalf
1979-80	26-8	14-2	1st	NCAA	Shelby Metcalf
1980-81	15-12	8-8	T-4th		Shelby Metcalf
1981-82	20-11	10-6	3rd	NIT	Shelby Metcalf
1982-83	17-14	10-6	3rd		Shelby Metcalf
1983-84	16-14	7-9	5th		Shelby Metcalf
1984-85	19-11	10-6	T-2nd	NIT	Shelby Metcalf
1985-86	20-12	12-4	T-1st	NIT	Shelby Metcalf
1986-87	17-14	6-10	8th	NCAA	Shelby Metcalf
1987-88	16-15	8-8	6th		Shelby Metcalf
1988-89	16-14	8-8	T-4th		Shelby Metcalf
1989-90	14-17	7-9	T-5th		Metcalf/John Thornton
1990-91	8-21	2-14	9th		Kermit Davis, Jr.
1991-92	6-22	2-12	8th		Tony Barone
1992-93	10-17	5-9	6th		Tony Barone
1993-94	19-11	10-4	T-2nd	NIT	Tony Barone
1994-95	14-16	7-7	5th		Tony Barone
1995-96	11-16	3-11	T-7th		Tony Barone
1996-97	9-18	3-13	T-10th		Tony Barone
1997-98	7-20	1-15	12th		Tony Barone
1998-99	12-15	5-11	T-10th		Melvin Watkins
1999-00	8-20	4-12	T-8th		Melvin Watkins
2000-01	10-20	3-13	T-12th		Melvin Watkins
2001-02	9-22	3-12	12th		Melvin Watkins
2002-03	14-14	6-10	T-7th		Melvin Watkins
2003-04	7-21	0-16	12th		Melvin Watkins
2004-05	21-10	8-8	7th	NIT	Billy Gillispie
2005-06	22-9	10-6	4th	NCAA	Billy Gillispie
2006-07	27-7	13-3	2nd	NCAA	Billy Gillispie
2007-08	25-11	8-8	6th	NCAA	Mark Turgeon
2008-09	24-10	9-7	T-4th	NCAA	Mark Turgeon
2009-10	24-10	11-5	T-2nd	NCAA	Mark Turgeon

YEAR	OVERALL W-L	CONF. W-L	CONF. FINISH	POSTSEASON	COACH
2010-11	24-9	10-6	T-3rd	NCAA	Mark Turgeon
2011-12	14-18	4-14	9th		Billy Kennedy
2012-13	18-15	7-11	11th		Billy Kennedy
2013-14	18-16	8-10	9th	CBI	Billy Kennedy
2014-15	21-12	11-7	T-3rd	NIT	Billy Kennedy
2015-16	28-9	13-5	1st	NCAA	Billy Kennedy
2016-17	16-15	8-10	T-9th		Billy Kennedy
2017-18	22-13	9-9	T-7th	NCAA	Billy Kennedy
2018-19	14-18	6-12	11th		Billy Kennedy
2019-20	16-14	10-8	T-6th	*	Buzz Williams
2020-21	8-10	2-8	13th		Buzz Williams
2021-22	27-13	9-9	T-5th	NIT	Buzz Williams

*No postseason play in 2019-20 due to the COVID-19 pandemic



SHELBY METCALF



WINNINGEST SOUTHWEST CONFERENCE COACH

In 27 seasons as Texas A&M's head basketball coach, Shelby Metcalf became the winningest coach in Southwest Conference history with an overall record of 438-306. Metcalf owns league records for total victories (438), league victories (239), total games coached (744) and most seasons coached (27). Metcalf led the Aggies to six conference titles and two SWC Postseason Classic crowns. His 1979-80 team advanced to the Sweet 16 in the NCAA Tournament before losing to eventual national champion Louisville in overtime. Metcalf's 1969 team also made the Sweet 16 and his 1979 and 1982 teams came within one game of the NIT Final Four.



ALL-TIME COACHES AND CAPTAINS

ALL-TIME COACHES

OVERALL RECORD: 1,476-1,312

YEARS	COACH	SEASONS	OVERALL		CONFERENCE	
			W-L	PCT.	W-L	PCT.
1912-15	F.D. Steger	3	22-6	.786	4-1	.800
1915-16	Tubby Graves	1	11-2	.846	6-2	.750
1916-17	W.H.H. Morris	1	11-8	.578	3-3	.500
1917-20	Bill Driver	3	42-13	.764	30-11	.732
1920-27	D.X. Bible	7	90-47	.657	64-41	.610
1927-29	C.F. Bassett	2	16-18	.471	5-15	.250
1929-35	J.B. Reid	6	66-52	.559	32-38	.457
1935-41	H.R. McQuillan	6	56-71	.441	25-47	.347
1941-42, 45-50	Marty Karow	6	47-97	.326	22-50	.306
1942-45	Manning Smith	3	16-44	.267	6-36	.143
1950-55	John Floyd	5	38-82	.317	18-42	.300
1955-57	Ken Loeffler	2	13-35	.271	6-18	.250
1957-63	Bob Rogers	6	92-52	.639	51-32	.607
1963-90	Shelby Metcalf	26 1/2	438-306	.589	231-150	.609
1990	John Thornton	1/2	5-7	.417	5-6	.455
1990-91	Kermit Davis, Jr.	1	8-21	.276	2-14	.125
1991-98	Tony Barone	7	76-120	.388	31-71	.304
1998-04	Melvin Watkins	6	60-112	.349	21-75	.219
2004-07	Billy Gillispie	3	70-26	.729	31-19	.620
2007-11	Mark Turgeon	4	97-40	.708	38-26	.594
2011-19	Billy Kennedy	8	151-116	.566	66-78	.458
2019-	Buzz Williams	3	49-37	.570	21-25	.457

ALL-TIME CAPTAINS

1912-13	Eddie Driess
1913-14	E.M. Peters
1914-15	Nick Braumiller
1915-16	Nick Braumiller
1916-17	H.J. Burkett
1917-18	Jesse Starnes
1918-19	Eddie Longcope
1919-20	E.E. McQuillan
1920-21	A.L. Forbes, Jr.
1921-22	Pat Dwyer
1922-23	Tiny Keen
1923-24	E. King Gill
1924-25	Paul Washburn
1925-26	Sid Kyle
1926-27	Stanley Baker
1927-28	J.V. Sikes
1928-29	S.J. Petty, Jr.
1929-30	H.H. Keeton
1930-31	C.T. Hoke
1931-32	C.B. Beard
1932-33	Joe Moody
1933-34	Joe Merka
1934-35	W.C. Breazeale
1935-36	Monte Carmichael
1936-37	Ed Lee
1937-38	Buddy Harris
1938-39	Sam Dwyer
1939-40	D.W. Varner
1940-41	Bill Dawson
1941-42	Bill Henderson
1942-43	Mike Cokinos
1943-44	M.E. Mohnke
1944-45	Charles Weinbaum
1945-46	Jamie Dawson
1946-47	Homer Adams
1947-48	Sam Jenkins
1948-49	Sam Jenkins, Gene Schrickle
1949-50	Bill Turnbow
1950-51	Jewell McDowell
1951-52	Walter Davis, Raymond Walker
1952-53	Leroy Miksch
1953-54	Roy Martin
1954-55	John Fortenbury, Pat McCrory
1955-56	Bill Brophy
1956-57	George Mehaffey
1957-58	Fritz Connally
1958-59	Neil Swisher
1959-60	Wayne Lawrence, Wilmer Cox
1960-61	Don Stanley, Pat Stanley
1961-62	Carroll Broussard
1962-63	Jerry Windham
1963-64	Bennie Lenox, Bill Robinette
1964-65	Paul Timmons, Bill Gasway
1965-66	John Beasley, Dick Stringfellow
1966-67	Dick Rector
1967-68	Terry Trippett
1968-69	R. Peret, B. Barnett, S. Benefield
1969-70	Mike Heitmann
1970-71	Chuck Smith, Bill Cooksey, Steve Niles
1971-72	Rick Duplantis, Robert Threadgill
1972-73	Mario Brown, Bob Gobin
1973-74	Randy Knowles, Joe Arciniaga
1974-75	John Thornton
1975-76	Barry Davis, Ray Roberts
1976-77	Steve Jones
1977-78	Willie Foreman
1978-79	Joey Robinson
1979-80	Dave Goff
1980-81	Rynn Wright, Vernon Smith
1981-82	Rudy Woods, Claude Riley
1982-83	Claude Riley
1983-84	Jimmie Gilbert
1984-85	Kenny Brown
1985-86	Mike Clifford
1986-87	Mike Clifford
1987-88	Paul Crawford, Darryl McDonald
1988-89	Donald Thompson
1989-90	Ray Little
1990-91	Lynn Suber
1991-92	None Elected
1992-93	None Elected
1993-94	None Elected
1994-95	None Elected
1995-96	None Elected
1996-97	None Elected
1997-98	None Elected
1998-99	Clifton Cook, Chris Clayton
1999-00	J. Brown, Aaron Jack
2000-01	Aaron Jack
2001-02	Andy Leatherman
2002-03	Bernard King, Brian Brookhart
2003-04	J. King, Leandro Garcia-Morales
2004-05	Antoine Wright, Joseph Jones
2005-06	J. Jones, Acie Law IV, Chris Walker
2006-07	Joseph Jones, Acie Law IV
2007-08	Joseph Jones, Dominique Kirk
2008-09	Josh Carter, Bryson Graham
2009-10	Donald Sloan, Bryan Davis, Derrick Roland
2010-11	Marshall Carrell, Andrew Darko, BJ Holmes, Derrek Lewis, Nathan Walkup
2011-12	None Elected
2012-13	None Elected
2013-14	None Elected
2014-15	None Elected
2015-16	None Elected
2016-17	None Elected
2017-18	None Elected
2018-19	None Elected
2019-20	None Elected
2020-21	None Elected
2021-22	None Elected

F.D. STEGER (1912-14)

1912-13 - Coach F.D. Steger

4-2 Overall

Marlin HS	W	78-8	1-0
Galveston Y.M.C.A.	W	72-14	2-0
Sam Houston NC	W	72-9	3-0
Galveston Y.M.C.A.	L	25-27	3-1
Sam Houston NC	W	40-12	4-1
Houston HS	L	24-26	4-2

1913-14 - Coach F.D. Steger

5-2 Overall

Home - 4-0 / Away - 1-2

GALVESTON Y.M.C.A.	W	n/a	1-0
SAM HOUSTON NC	W	n/a	2-0
HOWARD PAYNE	W	n/a	3-0
at Galveston Y.M.C.A.	L	n/a	3-1
at Houston HS	L	n/a	3-2
at Sam Houston NC	W	n/a	4-2
HOWARD PAYNE	W	n/a	5-2

1914-15 - Coach F.D. Steger

13-2 / 4-1 SWC (3rd)

Home: 4-0 / Away: 1-2

Sam Houston NC	W	36-5	1-0
Dallas U.	W	30-7	2-0
* Baylor	W	30-11	3-0 (1-0)
* Rice	L	16-27	3-1 (1-1)
* Baylor	W	35-23	4-1 (2-1)
TCU	L	20-28	4-2
Dallas U.	W	40-10	5-2
Decatur BC	W	34-30	6-2
Decatur BC	W	41-26	7-2
Decatur HS	W	36-21	8-2
Decatur Gym Club	W	36-2	9-2
Sam Houston NC	W	39-28	10-2
Sam Houston NC	W	30-13	11-2
* Southwestern	W	17-10	12-2 (3-1)
* Southwestern	W	30-11	13-2 (4-1)

* - SWC Game

TUBBY GRAVES (1915-16)

1915-16 - Coach Tubby Graves

11-2 / 6-2 SWC (2nd)

Home: 8-0 / Away: 3-2

EAST TEXAS NORMAL	W	62-5	1-0
* SOUTHWESTERN	W	45-5	2-0 (1-0)
DECATUR COLLEGE	W	57-17	3-0
* BAYLOR	W	39-8	4-0 (2-0)
* BAYLOR	W	41-6	5-0 (3-0)
TULANE	W	34-10	6-0
TULANE	W	30-13	7-0
* RICE	W	25-20	8-0 (4-0)
* at Baylor	W	28-24	9-0 (5-0)
* at Baylor	W	24-22	10-0 (6-0)
at Dallas U.	W	24-14	11-0
* at Rice	L	9-16	11-1 (6-1)
* at Rice	L	22-24	11-2 (6-2)

* - SWC Game

W.H.H. MORRIS (1916-17)

1916-17 - Coach Lt. W.H.H. Morris

11-8 / 3-3 SWC (2nd)

Southwestern	W	47-16	1-0
Southwestern	W	39-11	2-0
at Rice	L	16-19	2-1
at Rice	W	21-13	3-1
at LSU	L	15-24	3-2
at LSU	L	14-30	3-3
at Tulane	L	26-42	3-4
Daniel Baker C.	W	37-5	4-4
Daniel Baker C.	W	36-0	5-4
Baylor	W	31-8	6-4
Baylor	W	20-13	7-4
TCU	W	29-18	8-4
TCU	W	42-18	9-4
RICE	L	24-25	9-5
RICE	W	27-20	10-5
at Texas	L	16-38	10-6
at Texas	L	19-24	10-7
TEXAS	W	29-15	11-7
TEXAS	L	16-24	11-8

BILL DRIVER (1917-20)

1917-18 - Coach Bill Driver

9-9 / 7-7 SWC (3rd)

Camp MacArthur	W	19-17	1-0
Southwestern	W	26-13	2-0
* Rice	L	14-18	2-1 (0-1)
* Rice	W	25-21	3-1 (1-1)
at Simmons College	L	17-19	3-2
at Simmons College	L	0-2^	3-3
* at Baylor	L	14-23	3-4 (1-2)
* at Baylor	W	19-9	4-4 (2-2)
* Oklahoma A&M	W	15-8	5-4 (3-2)
* Oklahoma A&M	W	21-19	6-4 (4-2)
* Baylor	W	31-25	7-4 (5-2)
* Baylor	W	22-15	8-4 (6-2)
* Texas	L	15-27	8-5 (6-3)
* Texas	W	21-12	9-5 (7-3)
* Texas	L	7-8†	9-6 (7-4)
* Texas	L	12-17	9-7 (7-5)
* Rice	L	26-27	9-8 (7-6)
* Rice	L	21-29	9-9 (7-7)

* - SWC Game

^ - game forfeited

† - game forfeited to Texas because Dwyer ineligible

1918-19 - Coach Bill Driver

14-4 / 7-3 SWC (2nd)

TCU	W	31-12	1-0
Southwestern	W	40-12	2-0
Southwestern	W	35-15	3-0
U.S. Marines (Galveston)	W	24-8	4-0
U.S. Marines (Galveston)	W	36-11	5-0
* Baylor	W	41-8	6-0 (1-0)
* Baylor	W	29-5	7-0 (2-0)
at TCU	W	24-23	8-0
* at SMU	W	25-18	9-0 (3-0)
* at Baylor	W	56-18	10-0 (4-0)
* Baylor	L	24-26	10-1 (4-1)
* Texas	L	18-28	10-2 (4-2)
* Texas	W	22-15	11-2 (5-2)
* SMU	W	43-12	12-2 (6-2)
* Texas	W	30-20	13-2 (7-2)
* Texas	L	15-22	13-3 (7-3)
Kelly Field	W	24-22	14-3
San Antonio YMCA	L	17-29	14-4

* - SWC Game



YEAR-BY-YEAR RESULTS

1919-20 • Coach Bill Driver

19-0 / 16-0 SWC (1st)

SWC Champions

BAYLOR MEDICS	W	36-25	1-0
BAYLOR MEDICS	W	32-14	2-0
* BAYLOR	W	36-10	3-0 (1-0)
* BAYLOR	W	52-10	4-0 (2-0)
SIMMONS COLLEGE	W	45-12	5-0
* SMU	W	21-15	6-0 (3-0)
* SMU	W	18-16	7-0 (4-0)
* at Rice	W	39-16	8-0 (5-0)
* at Rice	W	28-10	9-0 (6-0)
* at Texas	W	16-15	10-0 (7-0)
* at Texas	W	15-8	11-0 (8-0)
* at SMU	W	20-15	12-0 (9-0)
* at SMU	W	22-14	13-0 (10-0)
* at Baylor	W	28-8	14-0 (11-0)
* at Baylor	W	37-11	15-0 (12-0)
* RICE	W	43-13	16-0 (13-0)
* RICE	W	28-13	17-0 (14-0)
* TEXAS	W	27-9	18-0 (15-0)
* TEXAS	W	17-13	19-0 (16-0)

* — SWC Game

D.X. BIBLE (1920-27)

1920-21 • Coach D.X. Bible

16-6 / 10-2 SWC (1st)

Home: 9-2 / Away: 7-4

SWC Champions

BAYLOR MEDICS	W	28-17	1-0
at Baylor Medics	W	21-13	2-0
SIMMONS COLLEGE	W	32-20	3-0
SIMMONS COLLEGE	W	17-12	4-0
* at Rice	W	20-19	5-0 (1-0)
* at Rice	W	35-17	6-0 (2-0)
at LSU	L	30-31	6-1
at LSU	L	28-30	6-2
at Tulane	W	41-28	7-2
at Tulane	L	27-30	7-3
* TEXAS	W	23-5	8-3 (3-0)
* TEXAS (OT)	L	15-16	8-4 (3-1)
* SMU	W	15-5	9-4 (4-1)
* SMU	W	14-13	10-4 (5-1)
* RICE	W	26-16	11-4 (6-1)
* RICE	W	28-18	12-4 (7-1)
LSU	L	16-24	12-5
LSU	W	49-19	13-5
* at Texas	L	13-16	13-6 (7-2)
* at Texas	W	18-13	14-6 (8-2)
* at SMU	W	25-14	15-6 (9-2)
* at SMU	W	16-11	16-6 (10-2)

* — SWC Game

1921-22 • Coach D.X. Bible

18-3 / 13-3 SWC (1st)

Home: 11-2 / Away: 7-1

SWC Champions

SAM HOUSTON NC	W	37-17	1-0
SAM HOUSTON NC	W	25-9	2-0
HOUSTON TRIANGLES	W	38-16	3-0
* at SMU	W	28-16	4-0 (1-0)
* at SMU	W	26-21	5-0 (2-0)
* BAYLOR	L	15-17	5-1 (2-1)
* BAYLOR	W	17-15	6-1 (3-1)
* RICE	W	22-7	7-1 (4-1)
* RICE	W	19-12	8-1 (5-1)
PHILLIPS UNIVERSITY	W	31-25	9-1
PHILLIPS UNIVERSITY	W	30-18	10-1
* at Texas	W	20-17	11-1 (6-1)
* at Texas	W	25-16	12-1 (7-1)
* SMU	W	34-14	13-1 (8-1)
* SMU	W	41-13	14-1 (9-1)
* at Rice	W	15-6	15-1 (10-1)
* at Rice	W	13-9	16-1 (11-1)
* at Baylor	L	18-19	16-2 (11-2)
* at Baylor	W	32-19	17-2 (12-2)
* TEXAS	L	11-19	17-3 (12-3)
* TEXAS	W	20-8	18-3 (13-3)

* — SWC Game

1922-23 • Coach D.X. Bible

16-4 / 15-3 SWC (1st)

SWC Champions

Sam Houston NC	W	48-13	1-0
Sam Houston NC	L	16-17	2-0
* Oklahoma A&M	W	35-17	3-0 (1-0)
* at Baylor	W	25-15	4-0 (2-0)
* at Baylor	W	32-19	5-0 (3-0)
* at SMU	W	26-23	6-0 (4-0)
* at SMU	L	21-23	6-1 (4-1)
* at Oklahoma A&M	W	24-17	7-1 (5-1)
* Rice	W	32-24	8-1 (6-1)
* Rice	L	15-26	8-2 (6-2)
* Texas	W	27-21	9-2 (7-2)
* Texas	W	42-25	10-2 (8-2)
* SMU	W	36-21	11-2 (9-2)
* SMU	W	27-24	12-2 (10-2)
* Rice	W	29-24	13-2 (11-2)
* Rice	W	25-23	14-2 (12-2)
* Baylor	W	34-30	15-2 (13-2)
* Baylor	W	34-14	16-2 (14-2)
* Texas	W	16-13	17-2 (15-2)
* Texas	L	12-18	17-3 (15-3)

* - SWC Game

1923-24 • Coach D.X. Bible

13-10 / 12-11 SWC (4th)

* TCU (OT)	W	27-26	1-0 (1-0)
* TCU	L	14-15	1-1 (1-1)
* at Baylor	W	21-4	2-1 (2-1)
* at Baylor	W	15-9	3-1 (3-1)
* at SMU	L	9-13	3-2 (3-2)
* at SMU	L	9-16	3-3 (3-3)
* Rice	W	23-13	4-3 (4-3)
* Rice	W	22-14	5-3 (5-3)
* at Texas	L	22-33	5-4 (5-4)
* at Texas	L	16-27	5-5 (5-5)
* SMU	W	29-18	6-5 (6-5)
* SMU	L	18-31	6-6 (6-6)
* at Rice	W	31-26	7-6 (7-6)
* at Rice	L	26-28	7-7 (7-7)
* Arkansas	W	32-17	8-7 (8-7)
* Arkansas	W	35-27	9-7 (9-7)
* Baylor	W	37-13	10-7 (10-7)
* Baylor	W	26-14	11-7 (11-7)
* at Oklahoma A&M	W	48-32	12-7 (12-7)
* at Oklahoma A&M	L	24-37	12-8 (12-8)
* at TCU	W	22-16	13-8 (13-8)
* Texas	L	14-24	13-9 (13-9)
* Texas	L	11-17	13-10 (13-10)

1924-25 • Coach D.X. Bible

9-8 / 6-8 SWC (5th)

Home: 7-3 / Away: 2-5

SAM HOUSTON NC	W	25-15	1-0
SAM HOUSTON NC	W	21-14	2-0
* at Baylor	W	15-13	3-0 (1-0)
* at TCU	L	13-22	3-1 (1-1)
* RICE	W	35-17	4-1 (2-1)
AUSTIN COLLEGE	W	26-5	5-1
* OKLAHOMA A&M	L	15-24	5-2 (2-2)
* OKLAHOMA A&M (2 OT)	L	17-19	5-3 (2-3)
* at Rice	W	29-21	6-3 (3-3)
* at SMU	L	24-35	6-4 (3-4)
* at Arkansas	L	18-54	6-5 (3-5)
* at Arkansas	L	17-38	6-6 (3-6)
* SMU	W	38-26	7-6 (4-6)
* TEXAS	W	21-14	8-6 (5-6)
* TCU	L	17-20	8-7 (5-7)
* BAYLOR	W	26-10	9-7 (6-7)
* at Texas	L	13-17	9-8 (6-8)

* - SWC Game

1925-26 • Coach D.X. Bible

8-9 / 4-8 SWC (6th)

Home: 2-5 / Away: 6-4

at Sam Houston State	L	13-31	0-1
at Sam Houston State	W	21-18	1-1
at Dallas Athletic Club	W	31-29	2-1
at Centenary	W	21-17	3-1
at Centenary	W	31-26	4-1
* BAYLOR	L	19-22	4-2 (0-1)
* TCU	L	34-38	4-3 (0-2)
* at Rice	W	32-30	5-3 (1-2)
* RICE	W	32-28	6-3 (2-2)
* at SMU	L	13-20	6-4 (2-3)
* at TCU	L	11-38	6-5 (2-4)
* SMU	W	32-30	7-5 (3-4)
* at Texas	L	27-35	7-6 (3-5)
* ARKANSAS	L	27-37	7-7 (3-6)
* ARKANSAS	L	21-35	7-8 (3-7)
* at Baylor	W	27-25	8-8 (4-7)
* TEXAS	L	19-32	8-9 (4-8)

* - SWC Game

1926-27 • Coach D.X. Bible

10-7 / 4-6 SWC (5th)

Home: 9-2 / Away: 1-5

SAM HOUSTON STATE	W	23-17	1-0
SAM HOUSTON STATE	L	22-23	1-1
HOUSTON YMCA	W	37-20	2-1
SUL ROSS	W	50-31	3-1
SUL ROSS	W	40-25	4-1
* SMU	W	31-28	5-1 (1-0)
* at Rice	W	29-28	6-1 (2-0)
* at Arkansas	L	27-34	6-2 (2-1)
* at Arkansas	L	16-25	6-3 (2-2)
* at SMU	L	32-33	6-4 (2-3)
* TEXAS	W	36-35	7-4 (3-3)
* at TCU	L	20-36	7-5 (3-4)
CENTENARY	W	39-20	8-5
CENTENARY	W	46-26	9-5
* TCU	L	31-32	9-6 (3-5)
* RICE	W	44-20	10-6 (4-5)
* at Texas	L	28-39	10-7 (4-6)

* - SWC Game

C.F. BASSETT (1927-29)

1927-28 • Coach C.F. Bassett

4-12 / 1-9 SWC (7th)

Home: 4-12 / Away: 1-9

Sam Houston State	W	32-29	1-0
Sam Houston State	W	33-31	2-0
Houston YMCA	L	28-31	2-1
Houston YMCA	L	37-41	2-2
* at Rice	W	27-23	3-2 (1-0)
Sam Houston State	L	29-34	3-3
Sam Houston State	W	37-15	4-3
* SMU	L	25-39	4-4 (1-1)
* at TCU	L	27-31	4-5 (1-2)
* at SMU	L	28-40	4-6 (1-3)
* Rice	L	30-33	4-7 (1-4)
* at Texas	L	30-51	4-8 (1-5)
* TCU	L	24-30	4-9 (1-6)
* Arkansas	L	8-24	4-10 (1-7)
* Arkansas	L	31-46	4-11 (1-8)
* Texas	L	20-30	4-12 (1-9)

* - SWC Game



YEAR-BY-YEAR RESULTS

1928-29 • Coach C.F. Bassett

12-6 / 4-6 SWC (5th)
Home: 7-1 / Away: 5-5

at Sam Houston State	W	34-9	1-0
at Sam Houston State	W	28-25	2-0
SAM HOUSTON STATE	W	39-24	3-0
SAM HOUSTON STATE	W	29-23	4-0
at Southwestern	W	39-24	5-0
at Southwestern	W	33-15	6-0
* RICE	W	33-29	7-0 (1-0)
* at Rice	L	30-38	7-1 (1-1)
* TCU	W	27-22	8-1 (2-1)
* at TCU	W	40-31	9-1 (3-1)
* at SMU	L	15-23	9-2 (3-2)
SOUTHWESTERN	W	29-24	10-2
SOUTHWESTERN	W	44-16	11-2
* SMU	W	18-16	12-2 (4-2)
* TEXAS	L	29-32	12-3 (4-3)
* at Arkansas	L	23-49	12-4 (4-4)
* at Arkansas	L	29-38	12-5 (4-5)
* at Texas	L	29-42	12-6 (4-6)

* — SWC Game

J.B. REID (1929-35)

1929-30 • Coach J.B. Reid

8-10 / 4-6 SWC (t-4th)

Sam Houston State	W	32-20	1-0
Sam Houston State	W	40-29	2-0
Houston Triangles	W	32-28	3-0
Houston Triangles	L	24-28	3-1
Centenary	W	26-24	4-1
Centenary	L	17-30	4-2
at Sam Houston State	L	19-25	4-3
at Sam Houston State	L	15-21	4-4
* SMU	W	23-20	5-4 (1-0)
* TCU	L	25-28	5-5 (1-1)
* at Rice	L	17-23	5-6 (1-2)
* at SMU	W	24-19	6-6 (2-2)
* at TCU	W	28-17	7-6 (3-2)
* TEXAS	L	25-33	7-7 (3-3)
* ARKANSAS	L	24-28	7-8 (3-4)
* ARKANSAS	L	23-25	7-9 (3-5)
* TEXAS	W	42-20	8-9 (4-5)
* at Rice	L	17-26	8-10 (4-6)

* — SWC Game

1930-31 • Coach J.B. Reid

14-8 / 5-7 SWC (5th)

Houston YMCA	W	38-33	1-0
Sam Houston State	W	26-16	2-0
Sam Houston State	W	43-29	3-0
San Antonio YMCA	W	47-35	4-0
SW TEXAS STATE	W	23-20	5-0
SW TEXAS STATE	W	38-25	6-0
Southwestern	L	30-34	6-1
Southwestern	W	28-22	7-1
Centenary	W	31-17	8-1
Centenary	W	35-26	9-1
* at Arkansas	L	19-30	9-2 (0-1)
* at Arkansas	W	37-34	10-2 (1-1)
* Rice	L	24-27	10-3 (1-2)
* Baylor	W	31-12	11-3 (2-2)
* Texas	W	34-10	12-3 (3-2)
* at Baylor	L	18-27	12-4 (3-3)
* at TCU	L	32-34	12-5 (3-4)
* at SMU	L	22-37	12-6 (3-5)
* at Rice	W	26-23	13-6 (4-5)
* SMU	W	25-23	14-6 (5-5)
* TCU	L	26-30	14-7 (5-6)
* at Texas	L	28-29	14-8 (5-7)

* — SWC Game

1931-32 • Coach J.B. Reid

10-9 / 4-8 SWC (t-5th)

Humble Oil Co.	W	45-9	1-0
Sam Houston State	W	30-27	2-0
Texas Oil Co.	W	40-35	3-0
Sproles Transfer Co.	W	32-15	4-0
* Rice	L	29-40	4-1 (0-1)
Sam Houston State	W	28-23	5-1
Centenary	W	38-26	6-1
Centenary	L	26-43	6-2
* Baylor	L	23-29	6-3 (0-2)
* at Baylor	L	33-40	6-4 (0-3)
* at SMU	L	23-30	6-5 (0-4)
* at TCU	L	28-38	6-6 (0-5)
* at Texas	L	31-32	6-7 (0-6)
* Rice	W	27-6	7-7 (1-6)
* SMU	W	21-10	8-7 (2-6)
* TCU	L	24-26	8-8 (2-7)
* Arkansas	W	28-23	9-8 (3-7)
* Arkansas	L	27-33	9-9 (3-8)
* Texas	W	14-8	10-9 (4-8)

* — SWC Game

1932-33 • Coach J.B. Reid

10-9 / 8-4 SWC (3rd)

Texaco of Houston	L	45-46	0-1
Sam Houston State	L	38-43	0-2
SFA Teachers College	L	38-54	0-3
Baumont YMCA	W	52-36	1-3
Baker's Clothiers of Port Arthur	W	74-23	2-3
Brown Paper Co.	L	30-41	2-4
Brown Paper Co.	L	31-42	2-5
* Rice	W	35-18	3-5 (1-0)
* SMU	L	24-28	3-6 (1-1)
* TCU	L	26-27	3-7 (1-2)
* Texas	L	31-38	3-8 (1-3)
* Baylor	W	20-19	4-8 (2-3)
* Baylor	W	33-29	5-8 (3-3)
* Rice	W	26-18	6-8 (4-3)
* Arkansas	W	25-21	7-8 (5-3)
* Arkansas	W	25-23	8-8 (6-3)
* TCU	W	34-29	9-8 (7-3)
* SMU	W	32-22	10-8 (8-3)
* Texas	L	20-51	10-9 (8-4)

* — SWC Game

1933-34 • Coach J.B. Reid

14-6 / 7-5 SWC (2nd)

Texaco Scotties	W	29-20	1-0
Sam Houston State	W	38-20	2-0
Texas A&I	L	21-24	2-1
SFA Teachers College	W	39-30	3-1
Centenary	W	44-26	4-1
Centenary	W	41-29	5-1
Hunt Oilers	W	30-17	6-1
Sam Houston State	W	45-27	7-1
* Rice	L	28-31	7-2 (0-1)
* SMU	W	40-34	8-2 (1-1)
* Texas	W	34-29	9-2 (2-1)
* Baylor	W	30-14	10-2 (3-1)
* TCU	L	38-44	10-3 (3-2)
* SMU	W	49-26	11-3 (4-2)
* TCU	L	32-40	11-4 (4-3)
* Arkansas	L	22-23	11-5 (4-4)
* Arkansas	W	35-23	12-5 (5-4)
* Baylor	W	34-31	13-5 (6-4)
* Rice	W	40-36	14-5 (7-4)
* Texas	L	25-27	14-6 (7-5)

* — SWC Game

1934-35 • Coach J.B. Reid

10-10 / 4-8 SWC (t-5th)

SFA Teachers College	W	39-23	1-0
Sam Houston State	W	35-33	2-0
Hunt Oilers	L	19-43	2-1
Humble Oilers	L	28-30	2-2
Texas A&I	W	50-15	3-2
Texas A&I	W	35-25	4-2
* Rice	L	32-46	4-3 (0-1)
San Marcos TC	W	28-23	5-3
Sam Houston State	W	28-18	6-3
* Texas	W	41-40	7-3 (1-1)
* Baylor	W	46-23	8-3 (2-1)
* Baylor	L	29-33	8-4 (2-2)
* TCU	W	40-30	9-4 (3-2)
* SMU	L	21-44	9-5 (3-3)
* SMU	L	29-35	9-6 (3-4)
* Rice	L	23-33	9-7 (3-5)
* Texas	W	28-25	10-7 (4-5)
* Arkansas	L	41-45	10-8 (4-6)
* Arkansas	L	31-51	10-9 (4-7)
* Texas	L	24-35	10-10 (4-8)

* – SWC Game

H.R. MCQUILLAN (1935-41)

1935-36 • Coach H.R. McQuillan

9-10 / 4-8 SWC (6th)

Houston Regal Brew	W	20-15	1-0
Sam Houston State	W	34-29	2-0
Beaumont KP	W	40-27	3-0
Jacksonville	W	24-23	4-0
Brown Paper Co.	L	29-33	4-1
Sam Houston State	W	30-12	5-1
* Arkansas	L	18-22	5-2 (0-1)
* Arkansas	L	27-34	5-3 (0-2)
* at SMU	L	27-31	5-4 (0-3)
* at TCU	W	26-19	6-4 (1-3)
* at Baylor	W	27-13	7-4 (2-3)
* Baylor	L	28-42	7-5 (2-4)
* Rice	L	32-38	7-6 (2-5)
* at Texas	L	29-43	7-7 (2-6)
* at Rice	L	29-44	7-9 (2-7)
* TCU	W	28-27	8-9 (3-7)
* SMU	W	31-23	9-9 (4-7)
* Texas	L	27-32	9-10 (4-8)

* – SWC Game

1936-37 • Coach H.R. McQuillan

12-13 / 5-7 SWC (t-5th)

Sam Houston State	L	32-34	0-1
Sam Houston State	W	26-24	1-1
Sec. Presb. of Houston	W	41-29	2-1
Magnolia Oilers	L	16-27	2-2
USC	L	18-26	2-3
Magnolia Mobiloilers	L	30-33	2-4
Louisiana Sulp. Co.	W	33-22	3-4
North Texas TC	W	21-19	4-4
North Texas TC	W	27-13	5-4
North Texas TC	W	27-25	6-4
* Rice	L	25-32	6-5 (0-1)
Sam Houston State	L	24-30	6-6
* Baylor	W	37-33	7-6 (1-1)
* Texas	L	14-23	7-7 (1-2)
* Rice	W	28-24	8-7 (2-2)
* Baylor	W	21-19	9-7 (3-2)
* TCU (2OT)	W	45-42	10-7 (4-2)
Arkansas	L	32-36	10-8
* SMU	L	25-28	10-9 (4-3)
* Arkansas	L	19-45	10-10 (4-4)
* Arkansas	L	32-36	10-11 (4-5)
Houston All-Stars	W	42-22	11-11
* TCU	W	30-21	12-11 (5-5)
* Texas	L	29-37	12-12 (5-6)
* SMU	L	22-28	12-13 (5-7)

* – SWC Game

1937-38 • Coach H.R. McQuillan

10-8 / 6-6 SWC (4th)

Sam Houston State	W	31-30	1-0
Sam Houston State	L	29-43	1-1
Beaumont Mobiloilers	W	36-30	2-1
Magnolia Dealers	L	39-49	2-2
* Arkansas	L	32-45	2-3 (0-1)
* Arkansas	L	22-33	2-4 (0-2)
Magnolia Dealers	W	44-31	3-4
* Rice	W	45-39	4-4 (1-2)
* TCU	W	33-20	5-4 (2-2)
* SMU	L	20-41	5-5 (2-3)
* Baylor	L	28-36	5-6 (2-4)
* Baylor (OT)	W	48-46	6-6 (3-4)
* TCU	W	43-27	7-6 (4-4)
* SMU	L	28-47	7-7 (4-5)
* Texas	L	27-35	7-8 (4-6)
Sam Houston State	W	27-26	8-8
* Texas	W	31-26	9-8 (5-6)
* Rice	W	52-45	10-8 (6-6)

* – SWC Game

1938-39 • Coach H.R. McQuillan

7-16 / 2-10 SWC (6th)

Sam Houston State	W	30-25	1-0
Houston Sec. Presb.	L	23-29	1-1
Sam Houston State	L	23-26	1-2
Texas A&I	L	29-33	1-3
Texas A&I	W	35-18	2-3
St. Mary's	W	35-27	3-3
St. Mary's	L	38-52	3-4
Drury College (Mo.)	L	21-47	3-5
Oklahoma Baptist	W	30-14	4-5
Panhandle A&M	W	37-11	5-5
North Texas	L	23-41	5-6
* Rice	L	39-51	5-7 (0-1)
* Baylor	L	34-38	5-8 (0-2)
* Rice	L	29-37	5-9 (0-3)
* TCU	W	24-18	6-9 (1-3)
* SMU	L	29-40	6-10 (1-4)
* Texas	L	37-41	6-11 (1-5)
* TCU	W	44-36	7-11 (2-5)
* at Arkansas	L	42-61	7-12 (2-6)
* at Arkansas	L	38-66	7-13 (2-7)
* at Texas	L	32-66	7-14 (2-8)
* at Baylor	L	23-47	7-15 (2-9)
* SMU	L	23-48	7-16 (2-10)

* – SWC Game



YEAR-BY-YEAR RESULTS

1939-40 • Coach H.R. McQuillan

11-11 / 5-7 SWC (t-5th)

Sam Houston State	W	43-41	1-0
Sam Houston State	W	44-40	2-0
St. Mary's	L	47-48	2-1
St. Mary's	L	29-32	2-2
NTSC	W	31-29	3-2
ECTTC	L	31-37	3-3
Kansas Wesleyan	L	44-46	3-4
SE Oklahoma TC	W	??-46	4-4
Ada Oklahoma TC	W	46-43	5-4
* TCU	W	44-31	6-4 (1-0)
Sec. Presb. of Houston	W	40-39	7-4
* Baylor	W	49-46	8-4 (2-0)
* Rice	L	44-62	8-5 (2-1)
* SMU	W	51-49	9-5 (3-1)
* at Rice	L	54-67	9-6 (3-2)
* at Baylor	L	36-68	9-7 (3-3)
* Arkansas	L	25-37	9-8 (3-4)
* Arkansas	W	41-31	10-8 (4-4)
* at Texas	L	31-42	10-9 (4-5)
* at TCU	L	55-64	10-10 (4-6)
* at SMU	L	39-46	10-11 (4-7)
* Texas	W	53-52	11-11 (5-7)

* — SWC Game

1940-41 • Coach H.R. McQuillan

7-13 / 3-9 SWC (6th)

Sam Houston State	L	21-32	0-1
Carr-Sweeney of Houston	L	31-32	0-2
Sam Houston State	W	45-33	1-2
vs St. Mary's	W	34-32	2-2
vs St. Mary's	L	42-43	2-3
vs Oklahoma City Univ	W	21-19	3-3
vs Oklahoma A&M	L	30-38	3-4
* at Rice	L	34-68	3-5 (0-1)
* at Arkansas	L	33-68	3-6 (0-2)
* at Arkansas	L	36-53	3-7 (0-3)
* Baylor	W	33-31	4-7 (1-3)
Carr-Sweeney of Houston	W	48-44	5-7
* at TCU	W	52-50	6-7 (2-3)
* at SMU	L	37-43	6-8 (2-4)
* TCU	W	48-45	7-8 (3-4)
* SMU	L	40-45	7-9 (3-5)
* Rice	L	46-50	7-10 (3-6)
* Texas	L	22-42	7-11 (3-7)
* at Baylor	L	17-28	7-12 (3-8)
* at Texas	L	36-53	7-13 (3-9)

* — SWC Game

1941-42 • Coach Marty Karow

8-16 / 4-8 SWC (6th)

Sam Houston State	L	33-50	0-1
NTCC	W	56-42	1-1
Phillips 66	L	43-74	1-2
Texas Tech	L	36-48	1-3
LSU	W	56-43	2-3
Centenary	W	52-27	3-3
Kentucky	L	29-49	3-4
Purdue	L	31-55	3-5
Bradley Tech	L	41-53	3-6
Oregon State	L	30-36	3-7
Washington University	L	29-39	3-8
* at Texas	L	32-46	3-9 (0-1)
* at Rice	W	36-34	4-9 (1-1)
* Baylor	L	46-48	4-10 (1-2)
* Rice	L	42-44	4-11 (1-3)
Sam Houston State	W	54-42	5-11
* at Baylor	L	35-38	5-12 (1-4)
* Arkansas	L	41-47	5-13 (1-5)
* Arkansas	L	31-40	5-14 (1-6)
* SMU	W	47-29	6-14 (2-6)
* TCU	W	33-27	7-14 (3-6)
* at TCU	L	27-34	7-15 (3-7)
* at SMU	L	33-35	7-16 (3-8)
* Texas	W	46-42	8-16 (4-8)

* — SWC Game

MANNING SMITH (1942-45)

1942-43 • Coach Manning Smith

11-11 / 4-8 SWC (t-5th)

Duncan Field	W	60-21	1-0
95th Div. Ft. Sam Houston	W	45-35	2-0
C.C. Naval Air Station	L	31-62	2-1
Duncan Field	W	39-33	3-1
* Texas	L	45-54	3-2 (0-1)
* Rice	L	33-42	3-3 (0-2)
Randolph Field	W	54-41	4-3
S.A. Aviation Cadet Center	L	29-31	4-4
Randolph Field	W	43-31	5-4
* TCU	W	53-26	6-4 (1-2)
* Baylor (OT)	L	58-66	6-5 (1-3)
Sam Houston State	W	68-38	7-5
Sam Houston State	L	43-44	7-6
Waco Army AF	W	47-25	8-6
* Baylor	W	59-45	9-6 (2-3)
* TCU	L	39-45	9-7 (2-4)
* SMU	L	39-51	9-8 (2-5)
* SMU	W	54-47	10-8 (3-5)
* Arkansas	L	49-74	10-9 (3-6)
* Arkansas	W	67-52	11-9 (4-6)
* Rice	L	30-40	11-10 (4-7)
* Texas	L	55-57	11-11 (4-8)

* — SWC Game

1943-44 • Coach Manning Smith

2-15 / 0-12 SWC (7th)

* SMU	L	35-65	0-1 (0-1)
* Baylor	L	43-48	0-2 (0-2)
* Rice	L	33-63	0-3 (0-3)
* Baylor	L	39-42	0-4 (0-4)
S.A. Aviation Cadet Center	L	30-53	0-5
Corsicana Army Air Field	W	49-46	1-5
* Texas	L	41-77	1-6 (0-5)
* TCU	L	36-40	1-7 (0-6)
* SMU	L	37-81	1-8 (0-7)
* Rice	L	33-67	1-9 (0-8)
* TCU	L	22-55	1-10 (0-9)
Brooks Field	W	59-48	2-10
Randolph Field	L	30-62	2-11
Bergstrom Field	L	38-45	2-12
* Texas	L	36-81	2-13 (0-10)
* Arkansas	L	35-70	2-14 (0-11)
* Arkansas	L	38-68	2-15 (0-12)

* — SWC Game

1944-45 • Coach Manning Smith

3-18 / 2-10 SWC (6th)

Bergstrom Field	W	34-30	1-0
Normoyle 4051 Base Unit	L	26-43	1-1
Ward Island Navy School	L	42-47	1-2
C.C. Naval Air Station	L	20-63	1-3
Camp Normoyle	L	43-57	1-4
S.A. Aviation Cadet Ctr	L	39-72	1-5
Ward Island Navy School	L	27-76	1-6
* TCU	L	27-30	1-7 (0-1)
C.C. Naval Air Station	L	31-68	1-8
* Rice	L	22-53	1-9 (0-2)
* SMU	L	28-50	1-10 (0-3)
* Texas	L	59-87	1-11 (0-4)
* Baylor	W	42-30	2-11 (1-4)
* Baylor	W	29-28	3-11 (2-4)
* Rice	L	25-68	3-12 (2-5)
McCloskey General Hospital	L	33-46	3-13
* SMU	L	43-73	3-14 (2-6)
* TCU	L	40-52	3-15 (2-7)
* Texas	L	35-70	3-16 (2-8)
* Arkansas	L	36-87	3-17 (2-9)
* Arkansas	L	21-80	3-18 (2-10)

* — SWC Game

MARTY KAROW (1945-50)

1945-46 • Coach Marty Karow

9-14 / 4-8 SWC (6th)

Home: 5-5 / Away: 4-9

CAMP BOWIE	W	51-17	1-0
at SW LOUISIANA Inst.	W	40-32	2-0
at LSU	L	50-51	2-1
at Bergstrom Fld. Flyers	L	41-42	2-2
SAM HOUSTON STATE	W	50-27	3-2
at Army Pilots Personnel Training Sch.	W	43-40	4-2
at AAF Pilot Personnel Dist. Cent.	L	36-37	4-3
at Kelley Field	L	32-33	4-4
at Corpus Christi NAS	L	44-59	4-5
* SMU	W	45-38	5-5 (1-0)
* TCU	L	41-51	5-6 (1-1)
* at Texas	L	42-46	5-7 (1-2)
* RICE	L	34-36	5-8 (1-3)
CORPUS CHRISTI NAS	L	56-59	5-9
* at TCU	L	47-55	5-10 (1-4)
* at SMU (OT)	W	53-49	6-10 (2-4)
at Sam Houston State	W	44-34	7-10
* TEXAS	W	50-44	8-10 (3-4)
* at Rice (OT)	L	59-64	8-11 (3-5)
* BAYLOR	L	48-54	8-12 (3-6)
* at Baylor	L	41-44	8-13 (3-7)
* ARKANSAS	W	56-55	9-13 (4-7)
* ARKANSAS	L	45-53	9-14 (4-8)

* — SWC Game

1946-47 • Coach Marty Karow

9-16 / 4-8 SWC (5th)

Home: 3-4 / Away: 4-1 / Neutral: 2-1

NORTH TEXAS STATE	L	49-59	0-1
at Siena	W	52-47	1-1
at Morehead TC (OT)	W	59-55	2-1
at Murray Teachers	L	46-49	2-2
at Bradley Tech.	L	63-91	2-3
at St. Louis	L	42-57	2-4
at Kentucky	L	18-84	2-5
vs Stephen F. Austin	W	58-52	3-5
vs Pepperdine College	L	36-53	3-6
vs Texas Tech	W	51-46	4-6
at Houston	L	41-60	4-7
BROOKE ARMY MEDICS	W	50-46	5-7
* at TCU	W	48-41	6-7 (1-0)
* at SMU	L	35-68	6-8 (1-1)
* BAYLOR	L	51-59	6-9 (1-2)
* RICE	W	52-39	7-9 (2-2)
* at Baylor	L	39-44	7-10 (2-3)
* at Texas	L	41-61	7-11 (2-4)
HOUSTON YMCA	L	57-67	7-12
* at Rice	L	48-53	7-13 (2-5)
* TEXAS	L	40-69	7-14 (2-6)
* at Arkansas	L	56-62	7-15 (2-7)
* at Arkansas	L	58-71	7-16 (2-8)
* TCU	W	48-38	8-16 (3-8)
* SMU (OT)	W	59-58	9-16 (4-8)

* — SWC Game



YEAR-BY-YEAR RESULTS

1947-48 • Coach Marty Karow

7-17 / 2-10 SWC (6th)

Home: 5-7 / Away: 1-8 / Neutral: 1-2

ABILENE CHRISTIAN	W	63-54	1-0
SE OKLAHOMA STATE	W	40-37	2-0
SE OKLAHOMA STATE	L	37-40	2-1
EAST TEXAS STATE	L	43-52	2-2
at Sam Houston State	W	65-55	3-2
SAM HOUSTON STATE	W	57-47	4-2
at Baldwin Wallace	L	64-81	4-3
at Ohio State	L	40-54	4-4
at Seton Hall	L	44-46	4-5
vs LSU	W	45-44	5-5
vs SMU	L	30-47	5-6
vs North Texas State	L	55-59	5-7
* ARKANSAS	L	51-58	5-8 (0-1)
* ARKANSAS	L	46-57	5-9 (0-2)
* at Baylor	L	41-57	5-10 (0-3)
* at Texas	L	48-69	5-11 (0-4)
* at Rice	L	47-49	5-12 (0-5)
* BAYLOR	L	52-70	5-13 (0-6)
* SMU	W	51-46	6-13 (1-6)
* TCU	W	48-22	7-13 (2-6)
* RICE	L	48-52	7-14 (2-7)
* at SMU	L	26-62	7-15 (2-8)
* TEXAS	L	34-54	7-16 (2-9)
* at TCU	L	41-46	7-17 (2-10)

* — SWC Game

1948-49 • Coach Marty Karow

5-19 / 2-10 SWC (6th)

Home: 4-7 / Away: 1-12

at Trinity	L	49-56	0-1
at Sam Houston State	L	43-47	0-2
ABILENE CHRISTIAN	W	58-40	1-2
SAM HOUSTON STATE	L	50-53	1-3
at LSU	L	55-58	1-4
at Tulane	L	28-51	1-5
SW OKLA. TEACHERS	W	50-30	2-5
SW OKLA. TEACHERS	W	49-35	3-5
at Siena	L	36-43	3-6
at Seton Hall	L	55-69	3-7
at Baldwin-Wallace	L	52-69	3-8
at Akron	L	67-75	3-9
* at TCU	W	58-42	4-9 (1-0)
* at SMU	L	37-55	4-10 (1-1)
* at Rice	L	53-54	4-11 (1-2)
* BAYLOR	L	47-53	4-12 (1-3)
* TEXAS	L	41-50	4-13 (1-4)
* SMU	L	35-49	4-14 (1-5)
* TCU	W	39-37	5-14 (2-5)
* ARKANSAS	L	57-62	5-15 (2-6)
* at Texas	L	43-56	5-16 (2-7)
* at Baylor	L	26-38	5-17 (2-8)
* ARKANSAS	L	46-61	5-18 (2-9)
* RICE	L	39-53	5-19 (2-10)

* — SWC Game

1949-50 • Coach Marty Karow

10-14 / 6-6 SWC (t-4th)

Home: 7-2 / Away: 0-4 / Neutral: 3-8

† vs Long Island	L	52-66	0-1
at Niagara	L	50-53	0-2
at St. Louis (#3)	L	51-55	0-3
at Oklahoma A&M	L	34-55	0-4
ABILENE CHRISTIAN	W	66-45	1-4
ABILENE CHRISTIAN	W	73-38	2-4
at Trinity	W	67-49	3-4
% vs Arizona	L	50-56	3-5
NORTH TEXAS STATE	W	74-33	4-5
at Arizona	L	46-59	4-6
§ vs California	L	48-59	4-7
§ vs Stanford	L	49-55	4-8
* SMU	L	48-53	4-9 (0-1)
* TCU	W	49-45	5-9 (1-1)
* ARKANSAS	W	43-35	6-9 (2-1)
* at Texas	L	46-48	6-10 (2-2)
* RICE	W	56-37	7-10 (3-2)
* at Baylor	W	56-45	8-10 (4-2)
* at SMU	L	50-56	8-11 (4-3)
* BAYLOR	W	56-54	9-11 (5-3)
* at Arkansas	L	46-52	9-12 (5-4)
* at Rice	L	52-62	9-13 (5-5)
* at TCU	W	60-58	10-13 (6-5)
* TEXAS	L	52-53	10-14 (6-6)

* — SWC Game

† — Madison Square Garden (III), New York, N.Y.

— at San Antonio

§ — at San Francisco, Calif.

JOHN FLOYD (1950-55)

1950-51 • Coach John Floyd

17-12 / 8-4 SWC (t-1st)

Home: 9-2 / Away: 8-9 / Neutral: 0-1

SWC Champions

NCAA Tournament

at North Texas State	W	40-35	1-0
at Oklahoma City	L	39-44	1-1
at Siena	L	42-55	1-2
at Canisius	W	45-44	2-2
at Duquesne	L	36-73	2-3
SOUTHWEST TEXAS	L	50-55	2-4
SOUTHWEST TEXAS	L	52-64	2-5
SAM HOUSTON STATE	W	40-36	3-5
at Houston	L	45-52	3-6
at Sam Houston State	W	50-45	4-6
at Trinity	W	60-40	5-6
* RICE	W	51-39	6-6 (1-0)
* at Baylor	W	55-53	7-6 (2-0)
* TCU	W	39-36	8-6 (3-0)
* at SMU	L	44-51	8-7 (3-1)
* TEXAS	W	32-29	9-7 (4-1)
* ARKANSAS	W	34-33	10-7 (5-1)
* at TCU	L	27-30	10-8 (5-2)
* BAYLOR	W	48-36	11-8 (6-2)
* at Arkansas	L	38-46	11-9 (6-3)
* SMU	W	49-43	12-9 (7-3)
* at Rice	W	45-42	13-9 (8-3)
* at Texas	L	40-42	13-10 (8-4)
HOUSTON	W	55-46	14-10
at TCU	W	50-44	15-10

NCAA District 6 Playoff

TEXAS	W	45-33	16-10
at Texas	L	34-35	16-11
at Texas	W	33-32	17-11

NCAA West Regional (Municipal Auditorium, Kansas City, MO)

vs Washington (#15)	L	40-62	17-12
---------------------	---	-------	-------

* — SWC Game

1951-52 • Coach John Floyd

9-15 / 5-7 SWC (t-3rd)

Home: 5-5 / Away: 2-9 / Neutral: 1-1

D3	NORTH TEXAS STATE	L	43-46	0-1
D8	HOUSTON	L	29-38	0-2
D11	at Marshall	L	40-46	0-3
D13 †	at Manhattan	L	42-44	0-4
D15	at Tennessee	L	52-60	0-5
D18	TRINITY UNIVERSITY	W	63-44	1-5
D26 #	vs Arkansas	W	49-46	2-5
D27 #	vs Texas	W	52-51	3-5
D29 #	vs TCU	L	35-65	3-6
J5 *	at Arkansas	W	47-42	4-6 (1-0)
J7	at Oklahoma City (#15)	L	55-62	4-7
J11 *	RICE	W	55-44	5-7 (2-0)
J14 *	at SMU	L	34-40	5-8 (2-1)
J18 *	BAYLOR	W	47-36	6-8 (3-1)
J25	at Houston	L	44-52	6-9
F2 *	at Texas	L	40-51	6-10 (3-2)
F6 *	TCU	L	41-52	6-11 (3-3)
F9 *	at Baylor	L	45-52	6-12 (3-4)
F11 *	ARKANSAS	L	40-49	6-13 (3-5)
F16 *	SMU	W	61-47	7-13 (4-5)
F19 *	at TCU	L	44-58	7-14 (4-6)
F23 *	TEXAS	L	34-38	7-15 (4-7)
F26	OKLAHOMA CITY	W	46-42	8-15
M1 *	at Rice	W	56-54	9-15 (5-7)

* — SWC Game

† — Madison Square Garden (III), New York, N.Y.

— SWC Tournament, Dallas

1952-53 • Coach John Floyd

6-15 / 3-9 SWC (7th)

Home: 6-5 / Away: 0-7 / Neutral: 0-3

D10	HOUSTON	W	65-59	1-0
D12	NW LOUISIANA	L	53-58	1-1
D14	EASTERN NEW MEXICO	W	68-48	2-1
D16	TRINITY	W	60-55	3-1
D22	COLORADO A&M	L	52-65	3-2
D26 #	vs SMU	L	52-65	3-3
D28 #	vs Arizona	L	49-66	3-4
D30 #	vs Texas	L	54-58	3-5
J6 *	at Baylor	L	44-60	3-6 (0-1)
J10 *	ARKANSAS (2 OT)	W	56-48	4-6 (1-1)
J13 *	at TCU	L	36-67	4-7 (1-2)
J16 *	TEXAS	W	51-42	5-7 (2-2)
J24 *	at Rice	L	34-52	5-8 (2-3)
F3 *	SMU	W	51-43	6-8 (3-3)
F7 *	BAYLOR	L	46-47	6-9 (3-4)
F10 *	at Texas	L	49-68	6-10 (3-5)
F14 *	RICE	L	56-69	6-11 (3-6)
F16 *	at Arkansas	L	46-66	6-12 (3-7)
F21	at Houston	L	44-48	6-13
F24 *	at SMU	L	59-73	6-14 (3-8)
F28 *	TCU	L	48-52	6-15 (3-9)

* — SWC Game

— SWC Tournament, Dallas



YEAR-BY-YEAR RESULTS

1953-54 • Coach John Floyd

2-20 / 1-11 SWC (7th)

Home: 2-7 / Away: 0-11 / Neutral: 0-2

D1	at Lamar Tech	L	68-88	0-1
D5	TRINITY	W	56-46	1-1
D8	at Houston	L	56-62	1-2
D9	OKLAHOMA CITY (#19)	L	38-60	1-3
D14	at LSU (#10)	L	56-77	1-4
D16	TEXAS TECH	L	55-58	1-5
D28	# at Rice (#11)	L	43-55	1-6
D29	# vs Baylor	L	50-64	1-7
D30	# vs TCU	L	41-69	1-8
J5	* BAYLOR	L	45-47	1-9 (0-1)
J9	* at Rice (#11)	L	53-78	1-10 (0-2)
J12	* TEXAS	L	46-49	1-11 (0-3)
J15	* TCU	L	52-69	1-12 (0-4)
F1	* at Arkansas	L	55-80	1-13 (0-5)
F6	* at SMU	L	48-92	1-14 (0-6)
F9	* RICE	L	47-61	1-15 (0-7)
F13	* SMU	W	73-71	2-15 (1-7)
F16	* at Texas	L	49-66	2-16 (1-8)
F20	* at TCU	L	57-76	2-17 (1-9)
F22	* ARKANSAS	L	54-67	2-18 (1-10)
F24	HOUSTON	L	51-52	2-19
M1	* at Baylor	L	65-79	2-20 (1-11)

* - SWC Game

- SWC Tournament, Rice Gym, Houston

1954-55 • Coach John Floyd

4-20 / 1-11 SWC (7th)

Home: 2-6 / Away: 0-12 / Neutral: 2-2

D2	HOUSTON	L	63-85	0-1
D8	TULSA	L	45-57	0-2
D11	at Tulane	L	53-82	0-3
D13	at LSU	L	61-73	0-4
D21	at West Texas State	L	57-82	0-5
D22	† vs Pepperdine	W	86-84	1-5
D27	# vs Texas	W	66-61	2-5
D28	# vs TCU	L	57-72	2-6
D29	# vs Arkansas	L	70-74	2-7
J4	* at Rice	L	41-61	2-8 (0-1)
J8	* ARKANSAS	W	62-59	3-8 (1-1)
J11	* at SMU	L	69-93	3-9 (1-2)
J15	at Houston	L	66-107	3-10
J18	* at Baylor	L	77-89	3-11 (1-3)
J20	LSU	W	58-47	4-11
J22	* TCU (#20)	L	58-71	4-12 (1-4)
F2	* at TCU	L	62-92	4-13 (1-5)
F10	at Oklahoma City	L	34-55	4-14
F12	* TEXAS	L	76-80	4-15 (1-6)
F15	* SMU	L	56-81	4-16 (1-7)
F19	* BAYLOR	L	68-86	4-17 (1-8)
F22	* at Texas	L	64-74	4-18 (1-9)
F26	* at Arkansas	L	63-73	4-19 (1-10)
M1	* RICE	L	52-67	4-20 (1-11)

* - SWC Game

† - at Canyon, Texas

- SWC Tournament, Rice Gym, Houston

KEN LOEFFLER (1955-57)

1955-56 • Coach Ken Loeffler

6-18 / 3-9 SWC (1-5th)

Home: 6-4 / Away: 0-12 / Neutral: 0-2

D1	at Tulsa	L	43-48	0-1
D3	at Vanderbilt	L	69-79	0-2
D5	at Memphis State	L	71-84	0-3
D10	LSU	W	73-59	1-3
D12	TULANE	W	85-66	2-3
D14	HOUSTON	L	44-78	2-4
D28	# at Rice	L	81-110	2-5
D29	# vs TCU	L	59-67	2-6
D30	# vs Arkansas	L	49-80	2-7
J4	* BAYLOR	W	90-70	3-7 (1-0)
J7	* at Rice (#17)	L	77-89	3-8 (1-1)
J10	* at SMU	L	68-97	3-9 (1-2)
J13	* TEXAS	W	75-74	4-9 (2-2)
J16	* at Arkansas	L	66-98	4-10 (2-3)
J19	SAM HOUSTON STATE	W	75-46	5-10
J21	* TCU	W	84-74	6-10 (3-3)
J30	at Oklahoma City (#16)	L	56-76	6-11
F4	at Houston	L	74-105	6-12
F11	* at Baylor	L	66-85	6-13 (3-4)
F13	* ARKANSAS	L	52-61	6-14 (3-5)
F18	* SMU (#12)	L	80-92	6-15 (3-6)
F22	* at TCU	L	67-91	6-16 (3-7)
F24	* RICE (#18)	L	61-85	6-17 (3-8)
F28	* at Texas	L	70-98	6-18 (3-9)

* - SWC Game

- SWC Tournament, Rice Gym, Houston

1956-57 • Coach Ken Loeffler

7-17 / 3-9 SWC (t-6th)

Home: 4-4 / Away: 2-12 / Neutral: 1-1

D1	at Centenary	L	59-67	0-1
D3	ST. MARY'S	W	69-60	1-1
D5	at Sam Houston	L	58-59	1-2
D7	TRINITY	W	81-55	2-2
D10	at Loyola (New Orleans)	L	68-71	2-3
D12	at Mississippi Southern	L	63-75	2-4
D13	at Florida State	W	83-74	3-4
D15	at Georgia Tech	L	69-76	3-5
D19	at Miami (Fla.)	L	80-86	3-6
D27	# vs Navy	W	76-75	4-6
D28	# vs SMU (#7)	L	46-68	4-7
D29	# at Rice	L	44-66	4-8
J3	* RICE	L	39-53	4-9 (0-1)
J5	* ARKANSAS	L	65-73	4-10 (0-2)
J8	* SMU (#4)	L	53-62	4-11 (0-3)
J15	* at Baylor	L	58-67	4-12 (0-4)
F2	* at TCU	L	58-77	4-13 (0-5)
F5	* TEXAS	W	69-67	5-13 (1-5)
F9	* at Arkansas	L	46-63	5-14 (1-6)
F12	* TCU	L	59-62	5-15 (1-7)
F16	* BAYLOR	W	64-61	6-15 (2-7)
F19	* at SMU (#6)	L	55-71	6-16 (2-8)
F23	* at Texas	W	61-55	7-16 (3-8)
M1	* at Rice	L	55-57	7-17 (3-9)

* - SWC Game
- SWC Tournament, Rice Gym, Houston

BOB ROGERS (1957-63)

1957-58 • Coach Bob Rogers

11-13 / 7-7 SWC (t-5th)

Home: 5-3 / Away: 5-8 / Neutral: 1-2

D6	at St. Mary's	L	56-69	0-1
D9	at Memphis State (#20)	W	71-68	1-1
D11	at Wake Forest	L	46-68	1-2
D12	at Richmond	L	50-70	1-3
D14	at Ohio State	W	72-69	2-3
D17	at Temple (#10)	L	44-60	2-4
D26	# vs TCU	L	54-65	2-5
D27	# vs SMU	L	49-59	2-6
D28	# vs Baylor	W	80-63	3-6
J4	* at TCU	L	48-71	3-7 (0-1)
J7	* TEXAS	W	71-50	4-7 (1-1)
J10	* RICE (OT)	L	59-62	4-8 (1-2)
J14	* at Baylor	W	57-47	5-8 (2-2)
J17	* SMU	W	44-36	6-8 (3-2)
J28	* at Arkansas	L	51-67	6-9 (3-3)
F1	* TEXAS TECH	L	55-57	6-10 (3-4)
F4	HOUSTON	W	92-74	7-10
F7	* BAYLOR	W	60-51	8-10 (4-4)
F11	* at Rice	L	57-67	8-11 (4-5)
F15	* at Texas	L	68-74	8-12 (4-6)
F22	* ARKANSAS	W	66-57	9-12 (5-6)
F25	* at Texas Tech	W	79-63	10-12 (6-6)
M1	* at SMU	W	43-42	11-12 (7-6)
M4	* TCU	L	42-62	11-13 (7-7)

* - SWC Game
- SWC Tournament, Houston

1958-59 • Coach Bob Rogers

15-9 / 6-8 SWC (t-5th)

Home: 5-4 / Away: 7-4 / Neutral: 3-1

D1	at Trinity	W	61-51	1-0
D5	HOUSTON	W	57-45	2-0
D9	SAM HOUSTON STATE	W	81-54	3-0
D13	at Centenary	W	68-57	4-0
D19	! vs Alabama	L	62-66	4-1
D20	! vs Wyoming	W	74-64	5-1
D26	# vs Texas Tech	W	66-58	6-1
D27	# at Rice	W	60-59	7-1
D29	# vs TCU (#19)	W	61-45	8-1
J3	* at SMU	W	65-63	9-1 (1-0)
J6	* RICE	L	65-70	9-2 (1-1)
J9	* at Baylor	L	49-56	9-3 (1-2)
J12	* at Arkansas	W	63-62	10-3 (2-2)
J16	* TEXAS	W	73-29	11-3 (3-2)
J24	at Houston	W	71-64	12-3
J31	* at Texas Tech	L	46-57	12-4 (3-3)
F3	* TCU (#17)	L	64-76	12-5 (3-4)
F7	* BAYLOR	W	65-52	13-5 (4-4)
F11	* at TCU (#16)	L	61-80	13-6 (4-5)
F14	* TEXAS TECH	W	53-52	14-6 (5-5)
F21	* ARKANSAS	L	71-72	14-7 (5-6)
F24	* at Texas	W	71-61	15-7 (6-6)
F28	* at Rice	L	67-74	15-8 (6-7)
M3	* SMU	L	66-70	15-9 (6-8)

* - SWC Game
! - Birmingham Classic, Birmingham, Ala.
- SWC Tournament, Rice Gym, Houston



YEAR-BY-YEAR RESULTS

1959-60 • Coach Bob Rogers

19-5 / 10-4 SWC (t-2nd)

Home: 10-1 / Away: 6-4 / Neutral: 3-0

D1	CENTENARY	W	95-38	1-0
D4	TRINITY	W	86-47	2-0
D7	HOUSTON	W	67-49	3-0
D11	MIDWESTERN	W	70-43	4-0
D17	at Houston	W	64-62	5-0
D28	# vs TCU	W	72-61	6-0
D29	# vs Texas	W	84-74	7-0
D30	# vs SMU	W	58-55	8-0
J5	* BAYLOR	W	68-51	9-0 (1-0)
J9	* at TCU	W	65-52	10-0 (2-0)
J12	* SMU	L	64-66	10-1 (2-1)
J15	* TEXAS	W	72-61	11-1 (3-1)
J19	* at Rice	W	61-43	12-1 (4-1)
F1	at San Francisco	W	69-65	13-1
F2	at Santa Clara	L	55-66	13-2
F6	* TEXAS TECH	W	89-59	14-2 (5-1)
F9	* at Arkansas	W	77-68	15-2 (6-1)
F13	* RICE	W	94-53	16-2 (7-1)
F16	* at Texas	L	62-79	16-3 (7-2)
F20	* ARKANSAS	W	82-61	17-3 (8-2)
F23	* at SMU	L	53-81	17-4 (8-3)
F26	* at Texas Tech	L	61-68	17-5 (8-4)
F29	* TCU	W	64-56	18-5 (9-4)
M3	* at Baylor	W	77-63	19-5 (10-4)

* - SWC Game
- SWC Tournament, Rice Gym, Houston

1960-61 • Coach Bob Rogers

16-8 / 10-4 SWC (2nd)

Home: 10-0 / Away: 4-6 / Neutral: 2-2

D1	at Trinity	W	66-48	1-0
D3	at Kansas State (#20)	L	64-69	1-1
D6	HOUSTON	W	66-61	2-1
D9	CENTENARY	W	77-54	3-1
D15	! vs Oklahoma State	L	58-60	3-2
D16	! vs Oklahoma	L	56-69	3-3
D29	# vs Eastern Kentucky	W	76-57	4-3
D30	# vs Air Force	W	62-51	5-3
J3	* TCU	W	82-69	6-3 (1-0)
J7	* at Baylor	W	75-61	7-3 (2-0)
J10	* ARKANSAS	W	81-62	8-3 (3-0)
J13	* at Texas Tech	L	68-74	8-4 (3-1)
J16	* at Texas	L	76-81	8-5 (3-2)
J19	at Houston	L	85-89	8-6
J30	PACIFIC	W	86-39	9-6
F4	* SMU	W	80-66	10-6 (4-2)
F7	* RICE	W	79-59	11-6 (5-2)
F11	* at TCU	L	66-68	11-7 (5-3)
F14	* TEXAS TECH	W	74-71	12-7 (6-3)
F18	* at Rice	W	65-58	13-7 (7-3)
F21	* at SMU	L	61-65	13-8 (7-4)
F24	* TEXAS	W	86-69	14-8 (8-4)
F27	* BAYLOR	W	90-69	15-8 (9-4)
M2	* at Arkansas	W	70-68	16-8 (10-4)

* - SWC Game
! - at Houston
- at Lubbock, Texas

1961-62 • Coach Bob Rogers

15-9 / 9-5 SWC (3rd)

Home: 9-0 / Away: 3-7 / Neutral: 3-2

D1	at Centenary	W	58-56	1-0
D5	HOUSTON	W	64-49	2-0
D11	at Memphis State	L	60-62	2-1
D16	LAMAR TECH	W	55-51	3-1
D22	† vs Auburn	W	62-50	4-1
D23	† vs UCLA	L	71-81	4-2
D27	# vs Wichita State (#18)	L	69-71	4-3
D28	# vs Seattle	W	71-54	5-3
D29	# vs Oklahoma City	W	71-69	6-3
J3	* at Arkansas	L	59-64	6-4 (0-1)
J6	* TEXAS TECH	W	70-61	7-4 (1-1)
J9	* at Baylor	W	54-52	8-4 (2-1)
J12	* SMU	W	75-55	9-4 (3-1)
J15	* at Texas	L	57-64	9-5 (3-2)
J30	at Houston	L	69-73	9-6
F3	* at TCU	W	79-72	10-6 (4-2)
F6	* RICE	W	88-73	11-6 (5-2)
F10	* at SMU	L	54-59	11-7 (5-3)
F13	* TEXAS	W	54-48	12-7 (6-3)
F17	* TCU	W	87-65	13-7 (7-3)
F20	* at Rice	L	62-63	13-8 (7-4)
F24	* ARKANSAS	W	89-79	14-8 (8-4)
F27	* at Texas Tech	L	49-69	14-9 (8-5)
M6	* BAYLOR	W	84-61	15-9 (9-5)

* - SWC Game
† - at Houston
- All-College Tournament, Oklahoma City, Okla.

1962-63 • Coach Bob Rogers

16-8 / 9-5 SWC (t-2nd)

Home: 10-0 / Away: 4-6 / Neutral: 2-2

D1	CENTENARY	W	91-74		1-0
D4	at Lamar Tech	L	74-81		1-1
D8	MEMPHIS STATE	W	78-67		2-1
D11	MISSISSIPPI SOUTHERN	W	87-61		3-1
D15	HOUSTON	W	69-67		4-1
D21	† vs LSU	W	67-61		5-1
D22	† vs Michigan	L	79-82		5-2
D28	# vs Tulane	W	67-53		6-2
D29	# vs Virginia	W	60-59		7-2
J3	* BAYLOR	W	80-54	8-2 (1-0)	
J5	* at Texas Tech	W	60-53	9-2 (2-0)	
J8	* RICE	W	71-61	10-2 (3-0)	
J12	* at SMU	L	68-71	10-3 (3-1)	
J30	at Houston	L	57-58	10-4	
F2	* at Arkansas	L	55-66	10-5 (3-2)	
F5	* TEXAS	L	59-70	10-6 (3-3)	
F9	* at TCU	W	85-69	11-6 (4-3)	
F12	* SMU	W	76-70	12-6 (5-3)	
F16	* ARKANSAS	W	80-78	13-6 (6-3)	
F19	* at Texas	L	73-83	13-7 (6-4)	
F23	* TCU	W	87-54	14-7 (7-4)	
F26	* at Baylor	W	68-54	15-7 (8-4)	
M1	* TEXAS TECH	W	96-83	16-7 (9-4)	
M5	* at Rice	L	70-73	16-8 (9-5)	

* – SWC Game

† – at Houston

– Arkansas State Holiday Tournament, Jonesboro, AR

SHELBY METCALF (1963-90)

1963-64 • Coach Shelby Metcalf

18-7 / 13-1 SWC (1st)

Home: 9-0 / Away: 3-7 / Neutral: 3-2

SWC Champions

NCAA Tournament

D5	HOUSTON	W	61-58		1-0
D10	at Utah State	L	71-94		1-1
D11	at Utah	L	71-98		1-2
D16	SAM HOUSTON STATE	W	96-63		2-2
D19	† vs Oklahoma City	L	70-80		2-3
D20	† vs Mississippi State	W	58-54		3-3
D26	# vs Washington	W	61-53		4-3
D27	# vs Wichita State	L	56-70		4-4
D28	# vs Wyoming	W	99-87		5-4
J4	* at SMU	W	75-61	6-4 (1-0)	
J7	* TCU	W	92-64	7-4 (2-0)	
J11	* at Texas	W	65-60	8-4 (3-0)	
J28	at Houston	L	65-73	8-5	
F1	* at Rice	W	74-70	9-5 (4-0)	
F4	* BAYLOR	W	83-58	10-5 (5-0)	
F8	* ARKANSAS	W	72-64	11-5 (6-0)	
F11	* at Texas Tech	L	82-84	11-6 (6-1)	
F15	* RICE	W	79-67	12-6 (7-1)	
F18	* at Baylor	W	77-71	13-6 (8-1)	
F22	* at Arkansas	W	60-57	14-6 (9-1)	
F25	* TEXAS TECH	W	82-70	15-6 (10-1)	
F28	* SMU	W	75-70	16-6 (11-1)	
M3	* at TCU	W	70-66	17-6 (12-1)	
M5	* TEXAS	W	65-63	18-6 (13-1)	

NCAA 1st Round (Moody Coliseum, Dallas, TX)

M9 vs Texas Western L 62-68 18-7

* – SWC Game

† – Bluebonnet Classic, Rice Gym, Houston

– All-College Tournament, Oklahoma City, OK

1964-65 • Coach Shelby Metcalf

14-10 / 7-7 SWC (4th)

Home: 7-3 / Away: 7-6 / Neutral: 0-1

D1	at Memphis State	L	73-83		0-1
D3	at Southern Mississippi	W	83-70		1-1
D5	ARLINGTON STATE	W	97-80		2-1
D8	at Sam Houston State	W	75-58		3-1
D10	MEMPHIS STATE	W	81-71		4-1
D14	HOUSTON	W	74-67		5-1
D16	† at Rice	W	69-60		6-1
D17	† vs Houston	L	49-59		6-2
D30	at Trinity	W	98-72		7-2
J5	* BAYLOR	L	77-80	7-3 (0-1)	
J9	* at SMU	L	77-89	7-4 (0-2)	
J12	* TCU	W	72-71	8-4 (1-2)	
J16	* at Rice	W	93-55	9-4 (2-2)	
J30	at Houston	L	74-79	9-5	
F3	* at Arkansas	W	82-79	10-5 (3-2)	
F6	* TEXAS	L	63-65	10-6 (3-3)	
F9	* TEXAS TECH	L	76-82	10-7 (3-4)	
F13	* at Baylor	L	77-84	10-8 (3-5)	
F16	* RICE	W	104-93	11-8 (4-5)	
F20	* ARKANSAS	W	91-77	12-8 (5-5)	
F23	* at TCU	W	102-95	13-8 (6-5)	
F27	* at Texas	L	71-86	13-9 (6-6)	
M2	* SMU	W	94-81	14-9 (7-6)	
M4	* at Texas Tech	L	73-98	14-10 (7-7)	

* – SWC Game

† – Bluebonnet Classic, Rice Gym, Houston



YEAR-BY-YEAR RESULTS

1965-66 • Coach Shelby Metcalf

15-9 / 10-4 SWC (2nd)

Home: 10-1 / Away: 5-4 / Neutral: 0-4

D2	TRINITY	W	79-70	1-0
D6	SW TEXAS STATE	W	76-66	2-0
D9	HOUSTON	W	93-88	3-0
D13	MEMPHIS STATE	W	93-84	4-0
D15	† at Rice	W	89-81	5-0
D16	† vs Houston	L	85-90	5-1
D27	# vs Virginia Tech	L	74-101	5-2
D28	# vs Xavier	L	86-98	5-3
D30	# vs Bowling Green	L	72-85	5-4
J4	* SMU	W	85-78	6-4 (1-0)
J8	* at Rice	W	92-85	7-4 (2-0)
J11	* ARKANSAS	W	75-72	8-4 (3-0)
J15	* at Baylor	W	81-60	9-4 (4-0)
J18	* at Texas	W	64-57	10-4 (5-0)
J29	at Houston	L	85-97	10-5
F4	* at TCU	W	81-72	11-5 (6-0)
F8	* TEXAS TECH	W	77-71	12-5 (7-0)
F12	* TEXAS	L	82-110	12-6 (7-1)
F15	* at Texas Tech	L	85-98	12-7 (7-2)
F19	* TCU	W	96-91	13-7 (8-2)
F22	* at SMU	L	65-82	13-8 (8-3)
F25	* RICE	W	93-65	14-8 (9-3)
M1	* BAYLOR	W	95-78	15-8 (10-3)
M3	* at Arkansas	L	71-94	15-9 (10-4)

* - SWC Game

† - Bluebonnet Classic, Rice Gym, Houston

- All-College Tournament, Oklahoma City, OK

1966-67 • Coach Shelby Metcalf

6-18 / 5-9 SWC (6th)

Home: 6-4 / Away: 0-11 / Neutral: 0-3

D1	LOUISIANA TECH	L	50-53	0-1
D5	at Memphis State	L	56-66	0-2
D7	† vs Mississippi State	L	49-62	0-3
D8	† vs Alabama	L	68-89	0-4
D13	STEPHEN F. AUSTIN	W	78-76	1-4
D15	NORTH TEXAS STATE	L	69-72	1-5
D27	at West Texas State	L	71-89	1-6
D29	# at New Mexico (#5)	L	54-85	1-7
D30	# vs New York	L	67-79	1-8
J3	* RICE	W	69-66	2-8 (1-0)
J7	* at SMU	L	67-80	2-9 (1-1)
J10	* TCU	L	64-67	2-10 (1-2)
J14	* at Arkansas	L	46-47	2-11 (1-3)
J17	* TEXAS	W	68-59	3-11 (2-3)
J30	at Trinity	L	74-100	3-12
F4	* at Baylor	L	65-93	3-13 (2-4)
F7	* TEXAS TECH	W	70-67	4-13 (3-4)
F11	* at Rice	L	79-101	4-14 (3-5)
F14	* ARKANSAS	W	60-53	5-14 (4-5)
F18	* at Texas Tech	L	36-41	5-15 (4-6)
F21	* BAYLOR	W	71-69	6-15 (5-6)
F25	* at Texas	L	58-72	6-16 (5-7)
F28	* SMU	L	71-85	6-17 (5-8)
M2	* at TCU	L	71-96	6-18 (5-9)

* - SWC Game

† - Southern Miss Invitational, Hattiesburg, MS

- Lobo Invitational, Albuquerque, NM

1967-68 • Coach Shelby Metcalf

14-10 / 8-6 SWC (t-2nd)

Home: 8-2 / Away: 5-7 / Neutral: 1-1

D1	at Louisiana Tech	W	84-77	1-0
D4	TRINITY	W	106-95	2-0
D7	WEST TEXAS STATE	W	89-83	3-0
D9	SW TEXAS STATE	W	78-74	4-0
D13	at North Texas State	L	65-71	4-1
D15	† vs Kansas State	L	77-82	4-2
D16	† at Kansas (#4)	L	52-78	4-3
D29	# at Seattle	W	80-72	5-3
D30	# vs San Francisco	W	77-75	6-3
J3	* at Arkansas	L	70-75	6-4 (0-1)
J6	* TCU	L	77-81	6-5 (0-2)
J8	* TEXAS TECH	W	94-81	7-5 (1-2)
J13	* at SMU	L	77-78	7-6 (1-3)
J16	* at Texas	W	88-87	8-6 (2-3)
J29	at Centenary	L	93-99	8-7
F3	* BAYLOR	L	67-77	8-8 (2-4)
F6	* at Rice	W	75-66	9-8 (3-4)
F10	* TEXAS	W	117-105	10-8 (4-4)
F13	* RICE	W	78-58	11-8 (5-4)
F17	* at Baylor	W	67-63	12-8 (6-4)
F20	* ARKANSAS	W	71-67	13-8 (7-4)
F24	* at TCU	L	78-85	13-9 (7-5)
F27	* at Texas Tech	L	81-83	13-10 (7-6)
M1	* SMU	W	85-80	14-10 (8-6)

* - SWC Game

† - Sunflower Classic, Lawrence, KS

- Washington Tournament, Seattle, WA

1968-69 • Coach Shelby Metcalf

18-9 / 12-2 SWC (1st)
Home: 10-2 / Away: 5-4 / Neutral: 3-3

SWC Champions

NCAA Tournament

D2	SOUTHERN MISSISSIPPI	W	95-82	1-0
D5	CENTENARY	W	72-65	2-0
D9	LAMAR TECH	L	87-98	2-1
D12	LOUISIANA TECH	W	102-83	3-1
D16	STEPHEN F. AUSTIN	L	74-75	3-2
D23	at Wichita State	L	60-79	3-3
D26	# vs Duquesne (#15)	L	71-93	3-4
D28	# vs Pacific	W	77-75	4-4
D30	# vs Wyoming (#19)	W	83-81	5-4
J7	* TEXAS TECH	W	85-84	6-4 (1-0)
J11	* at Arkansas	W	73-68	7-4 (2-0)
J14	* at SMU (OT)	W	76-75	8-4 (3-0)
J18	* TCU	W	72-71	9-4 (4-0)
J28	at Houston	L	71-85	9-5
F1	* at Texas	W	65-57	10-5 (5-0)
F4	* at Baylor	L	65-66	10-6 (5-1)
F8	* RICE	W	90-82	11-6 (6-1)
F11	* TEXAS	W	70-69	12-6 (7-1)
F15	* at Rice	W	84-83	13-6 (8-1)
F18	* BAYLOR (#19)	W	86-74	14-6 (9-1)
F22	* at Texas Tech	W	71-70	15-6 (10-1)
F25	* ARKANSAS	W	79-66	16-6 (11-1)
F28	* SMU	W	119-98	17-6 (12-1)
M4	* at TCU	L	71-94	17-7 (12-2)

NCAA Midwest Region 1st Round

(Daniel-Meyer Coliseum, Fort Worth, TX)

M8	vs Trinity	W	81-66	18-7
----	------------	---	-------	------

NCAA Midwest Region Semifinal

(Ahearn Fieldhouse, Manhattan, KS)

M13	vs Drake (#11)	L	63-81	18-8
M15	! vs Colorado (#18)	L	82-97	18-9

* – SWC Game
– All-College Classic, Oklahoma City, OK
! – consolation game

1969-70 • Coach Shelby Metcalf

14-10 / 9-5 SWC (2nd)
Home: 6-3 / Away: 5-4 / Neutral: 3-3

D4	NORTHWESTERN STATE	L	71-73	0-1
D8	MIDWESTERN STATE	W	109-80	1-1
D12	† vs Kent State	L	66-68	1-2
D13	† vs Nebraska	L	69-78	1-3
D16	COLORADO STATE	W	63-54	2-3
D22	# vs Missouri	L	79-81	2-4
D23	# vs Clemson	W	78-63	3-4
D29	\$ at Furman	W	68-66	4-4
D30	\$ vs Northwestern (OT)	W	93-91	5-4
J6	* at Arkansas	W	64-59	6-4 (1-0)
J10	* BAYLOR	L	71-79	6-5 (1-1)
J13	* at Texas	W	87-81	7-5 (2-1)
J24	at Louisiana Tech	L	84-100	7-6
J27	* at Rice	L	58-68	7-7 (2-2)
J31	* at SMU	W	84-74	8-7 (3-2)
F3	* at Texas Tech	L	66-84	8-8 (3-3)
F7	* TCU	L	72-84	8-9 (3-4)
F10	* TEXAS	W	79-70	9-9 (4-4)
F14	* at TCU	W	77-73	10-9 (5-4)
F17	* TEXAS TECH	W	82-74	11-9 (6-4)
F21	* at SMU	W	84-81	12-9 (7-4)
F24	* ARKANSAS	W	72-60	13-9 (8-4)
F28	* at Baylor	L	68-70	13-10 (8-5)
M3	* RICE	W	91-86	14-10 (9-5)

* – SWC Game
† – Houston Classic, Houston
– Sun Bowl Classic, El Paso, TX
\$ – Poinsettia Classic, Greenville, SC

1970-71 • Coach Shelby Metcalf

9-17 / 5-9 SWC (7th)
Home: 5-7 / Away: 4-7 / Neutral: 0-3

D1	STEPHEN F. AUSTIN	L	82-89	0-1
D4	EAST TEXAS STATE	W	67-61	1-1
D7	UT ARLINGTON	L	75-77	1-2
D11	† vs Oregon (#18)	L	70-94	1-3
D12	† vs Tulane	L	69-89	1-4
D14	ABILENE CHRISTIAN	W	91-74	2-4
D23	at Tulsa	L	71-103	2-5
D28	# vs Arizona	L	75-90	2-6
D29	# at Furman	L	83-103	2-7
J7	at The Citadel	L	61-62	2-8
J9	at UNC Charlotte	W	66-62	3-8
J15	LAMAR TECH	W	87-82	4-8
J19	* at Baylor	L	83-108	4-9 (0-1)
J23	* TCU	L	59-64	4-10 (0-2)
J26	* at Rice	W	74-73	5-10 (1-2)
J30	* TEXAS TECH	L	65-76	5-11 (1-3)
F2	* SMU (OT)	L	83-89	5-12 (1-4)
F6	* at Arkansas	W	87-83	6-12 (2-4)
F9	* at Texas	L	69-78	6-13 (2-5)
F13	* RICE	L	71-73	6-14 (2-6)
F16	* at SMU	L	78-85	6-15 (2-7)
F20	* at Texas Tech (OT)	W	66-64	7-15 (3-7)
F23	* TEXAS	W	65-64	8-15 (4-7)
F27	* BAYLOR (OT)	L	71-78	8-16 (4-8)
M2	* at TCU	L	63-76	8-17 (4-9)
M5	* ARKANSAS	W	92-89	9-17 (5-9)

* – SWC Game
† – Houston Classic, Houston
– Poinsettia Classic, Greenville, SC



YEAR-BY-YEAR RESULTS

1971-72 • Coach Shelby Metcalf

16-10 / 9-5 SWC (t-3rd)

Home: 9-3 / Away: 5-5 / Neutral: 2-2

D2	TEXAS WESLEYAN	W	96-72	1-0
D4	NORTHWESTERN STATE	W	91-75	2-0
D6	TULSA	L	79-90	2-1
D11	at UCLA (#1)	L	53-117	2-2
D14	SW TEXAS STATE	W	86-68	3-2
D22	# at New Mexico	L	73-95	3-3
D23	# vs Creighton	L	77-100	3-4
D27	† vs Michigan State	L	65-67	3-5
D28	† vs LSU	W	73-68	4-5
J7	§ at George Washington	W	72-64	5-5
J8	§ vs Virginia Tech (OT)	W	66-62	6-5
J13	TRINITY	W	98-58	7-5
J15	* SMU	W	79-71	8-5 (1-0)
J22	* at Arkansas	L	89-100	8-6 (1-1)
J25	* TCU	W	81-74	9-6 (2-1)
J29	* BAYLOR	W	85-75	10-6 (3-1)
F1	* at Rice	W	80-70	11-6 (4-1)
F5	* TEXAS TECH	W	68-63	12-6 (5-1)
F8	* at Texas	L	71-80	12-7 (5-2)
F12	* at SMU	L	71-75	12-8 (5-3)
F15	* ARKANSAS	W	86-85	13-8 (6-3)
F19	* at TCU	W	75-67	14-8 (7-3)
F22	* at Baylor (OT)	W	101-95	15-8 (8-3)
F26	* RICE	L	69-73	15-9 (8-4)
F29	* TEXAS	L	73-80	15-10 (8-5)
M4	* at Texas Tech	W	71-61	16-10 (9-5)

* - SWC Game
 # - Lobo Invitational, Albuquerque, NM
 † - Bluebonnet Classic, Houston
 § - Presidential Classic, Washington, DC

1972-73 • Coach Shelby Metcalf

17-9 / 9-5 SWC (t-2nd)

Home: 10-2 / Away: 3-6 / Neutral: 4-1

N28	WAYLAND BAPTIST	W	100-60	1-0
D1	UTA	W	88-84	2-0
D4	ANGELO STATE	W	90-81	3-0
D6	# vs Oklahoma State (OT)	W	67-64	4-0
D11	GEORGE WASHINGTON	L	72-79	4-1
D23	at Oral Roberts (#16)	L	99-117	4-2
D27	† vs BYU (#14)	L	81-83	4-3
D28	† vs Penn State	W	62-55	5-3
D30	† vs Mississippi	W	100-83	6-3
J5	§ vs Wichita State	W	102-86	7-3
J6	§ at Houston	L	85-114	7-4
J13	* at Arkansas	L	73-84	7-5 (0-1)
J17	TEXAS LUTHERAN	W	96-77	8-5
J20	* BAYLOR	W	91-80	9-5 (1-1)
J23	* TEXAS	W	69-64	10-5 (2-1)
J27	* at Rice	L	75-81	10-6 (2-2)
J30	* TEXAS TECH	L	67-68	10-7 (2-3)
F3	* TCU	W	92-73	11-7 (3-3)
F6	* at SMU (OT)	L	62-64	11-8 (3-4)
F10	* ARKANSAS	W	108-82	12-8 (4-4)
F13	* at Baylor	W	76-63	13-8 (5-4)
F17	* at Texas	L	68-71	13-9 (5-5)
F20	* RICE	W	90-80	14-9 (6-5)
F24	* at Texas Tech	W	76-75	15-9 (7-5)
F27	* SMU	W	78-75	16-9 (8-5)
M3	* at TCU	W	95-82	17-9 (9-5)

* - SWC Game
 # - at Tulsa, OK
 † - All-College Tournament, Oklahoma City, OK
 § - Bluebonnet Classic, Houston

1973-74 • Coach Shelby Metcalf

15-11 / 7-7 SWC (4th)

Home: 11-1 / Away: 1-7 / Neutral: 3-3

N30	HOUSTON BAPTIST	W	85-72	1-0
D3	SW TEXAS STATE	W	74-65	2-0
D6	TARLETON STATE	W	85-74	3-0
D10	STEPHEN F. AUSTIN	W	87-62	4-0
D19	at VCU	L	71-72	4-1
D21	# vs George Washington	L	65-91	4-2
D22	# vs Northwestern	W	86-84	5-2
D28	† vs Oklahoma Christian	W	89-68	6-2
D29	† vs Tulsa	L	67-88	6-3
J4	§ vs Florida State	L	79-99	6-4
J5	§ vs Denver	W	99-84	7-4
J8	SOUTHWESTERN	W	100-87	8-4
J15	* SMU	W	90-75	9-4 (1-0)
J19	* at TCU	L	72-88	9-5 (1-1)
J22	* at Texas Tech	L	61-63	9-6 (1-2)
J26	* RICE	W	80-79	10-6 (2-2)
J29	* at Texas	L	90-98	10-7 (2-3)
F2	* at Baylor	L	62-71	10-8 (2-4)
F5	* ARKANSAS (OT)	W	86-80	11-8 (3-4)
F9	* TCU	W	90-64	12-8 (4-4)
F12	* at SMU	L	68-70	12-9 (4-5)
F16	* TEXAS TECH (2OT)	W	98-95	13-9 (5-5)
F19	* at Rice	W	96-82	14-9 (6-5)
F23	* TEXAS	L	81-88	14-10 (6-6)
F26	* BAYLOR	W	94-72	15-10 (7-6)
M2	* at Arkansas	L	86-97	15-11 (7-7)

* - SWC Game
 # - Marshall Memorial Tournament, Huntington, WV
 † - Pan American Classic, Edinburg, TX
 § - Bluebonnet Classic, Houston

1974-75 • Coach Shelby Metcalf

20-7 / 12-2 SWC (1st)
Home: 10-2 / Away: 7-2 / Neutral: 3-3

SWC Champions

NCAA Tournament

N30	TEXAS LUTHERAN	W	84-74	1-0
D3	HOUSTON BAPTIST	W	84-77	2-0
D7	ORAL ROBERTS (OT)	L	83-84	2-1
D10	VCU	W	98-84	3-1
D14	# vs Indiana (#3)	L	55-90	3-2
D19	† vs Northwestern	W	67-55	4-2
D20	† vs UTEP	L	69-71	4-3
D29	§ vs Fairfield	W	62-57	5-3
D30	§ at VCU	W	84-70	6-3
J3	! vs UNLV	W	80-78	7-3
J4	! at Houston	L	72-92	7-4
J16	SAM HOUSTON STATE	W	101-71	8-4
J21	* at Rice	W	64-61	9-4 (1-0)
J25	* TCU	W	81-69	10-4 (2-0)
J28	* at Texas Tech	W	62-55	11-4 (3-0)
F1	* at Texas	W	80-74	12-4 (4-0)
F4	* SMU	W	102-77	13-4 (5-0)
F8	* at Arkansas (2OT)	L	89-95	13-5 (5-1)
F11	* BAYLOR	W	96-66	14-5 (6-1)
F15	* ARKANSAS	W	62-60	15-5 (7-1)
F18	* at Baylor	W	62-55	16-5 (8-1)
F22	* RICE	W	99-66	17-5 (9-1)
F25	* TEXAS TECH	L	63-73	17-6 (9-2)
M1	* at TCU	W	94-81	18-6 (10-2)
M4	* at SMU	W	100-77	19-6 (11-2)
M8	* TEXAS	W	74-63	20-6 (12-2)

NCAA 1st Round (Municipal Coliseum, Lubbock, TX)

M15	vs Cincinnati (#17)	L	79-87	20-7
-----	---------------------	---	-------	------

- * — SWC Game
- # — at Indianapolis, IN
- † — Sun Bowl Classic, El Paso, TX
- § — Virginia Commonwealth Tournament, Richmond, VA
- ! — Astro Bluebonnet Classic, Houston

1975-76 • Coach Shelby Metcalf

21-6 / 14-2 SWC (1st)
Home: 12-0 / Away: 6-3 / Neutral: 3-3

SWC Champions

D1	WAYLAND BAPTIST	W	115-64	1-0
D3	SW TEXAS STATE	W	107-74	2-0
D6	HOUSTON BAPTIST	W	127-80	3-0
D9	SAM HOUSTON STATE	W	105-74	4-0
D19	# vs La Salle	L	57-59	4-1
D20	# vs Yale	W	71-62	5-1
D26	† vs Seattle	W	71-67	6-1
D27	† at Louisville (#11)	L	88-102	6-2
J2	§ vs San Francisco (#19)	L	75-77	6-3
J3	§ vs Houston Baptist	W	99-74	7-3
J10	* at Baylor (OT)	W	76-69	8-3 (1-0)
J14	* SMU	W	93-87	9-3 (2-0)
J17	* at Texas Tech	W	64-62	10-3 (3-0)
J20	* HOUSTON	W	74-67	11-3 (4-0)
J24	* at Arkansas (2OT)	L	91-93	11-4 (4-1)
J26	* RICE	W	85-77	12-4 (5-1)
J28	* at Texas	W	72-60	13-4 (6-1)
J31	* at TCU	W	66-64	14-4 (7-1)
F3	* TEXAS	W	85-69	15-4 (8-1)
F7	* BAYLOR	W	78-63	16-4 (9-1)
F10	* at SMU	L	65-69	16-5 (9-2)
F14	* TEXAS TECH	W	73-64	17-5 (10-2)
F17	* at Houston	W	94-80	18-5 (11-2)
F19	* TCU	W	111-70	19-5 (12-2)
F21	* ARKANSAS	W	70-69	20-5 (13-2)
F24	* at Rice	W	98-67	21-5 (14-2)

SWC Tournament (Moody Coliseum, Dallas, TX)

F28	vs Texas Tech	L	72-74	21-6
-----	---------------	---	-------	------

- * — SWC Game
- # — Jayhawk Classic, Lawrence, KS
- † — Holiday Classic, Louisville, KY
- § — Bluebonnet Classic, Houston

1976-77 • Coach Shelby Metcalf

14-14 / 8-8 SWC (t-4th)
Home: 9-3 / Away: 3-6 / Neutral: 2-5

N29	TEXAS LUTHERAN	W	70-61	1-0
D3	ANGELO STATE	W	70-69	2-0
D7	SAM HOUSTON STATE	W	100-83	3-0
D10	# vs Houston Baptist	W	87-72	4-0
D11	# at SW LOUISIANA	L	72-81	4-1
D17	† vs Cal Santa Barbara	L	61-69	4-2
D18	† vs Nevada	L	56-72	4-3
D27	§ vs Saint Louis (2OT)	L	77-87	4-4
D28	§ vs Oregon State	L	58-80	4-5
D29	§ vs Bowling Green	W	89-81	5-5
J4	* TEXAS	W	68-59	6-5 (1-0)
J10	* at Texas	L	73-87	6-6 (1-1)
J12	* at Baylor	W	60-59	7-6 (2-1)
J15	* SMU	W	57-53	8-6 (3-1)
J18	* at Texas Tech (OT)	L	64-66	8-7 (3-2)
J22	* HOUSTON	L	71-78	8-8 (3-3)
J24	* at Arkansas (#17)	L	58-72	8-9 (3-4)
J26	* TCU	W	79-60	9-9 (4-4)
J29	* RICE	W	93-60	10-9 (5-4)
F1	* at TCU	W	76-69	11-9 (6-4)
F8	* BAYLOR	W	72-57	12-9 (7-4)
F12	* at SMU	L	68-70	12-10 (7-5)
F15	* TEXAS TECH	L	59-60	12-11 (7-6)
F17	* at Rice	W	79-61	13-11 (8-6)
F19	* at Houston	L	83-116	13-12 (8-7)
F22	* ARKANSAS (#6)	L	62-63	13-13 (8-8)

SWC Tournament, 1st Round (College Station, TX)

F26	SMU	W	89-79	14-13
-----	-----	---	-------	-------

SWC Tournament (The Summit, Houston, TX)

M3	vs Houston	L	77-96	14-14
----	------------	---	-------	-------

- * — SWC Game
- # — Bayou Classic, Lafayette, LA
- † — Bluebonnet Classic, Houston
- § — Far West Classic, Portland, OR



YEAR-BY-YEAR RESULTS

1977-78 • Coach Shelby Metcalf

12-15 / 5-11 SWC (7th)

Home: 8-4 / Away: 4-8 / Neutral: 0-3

N28	ANGELO STATE	W	86-67	1-0
D1	SW LOUISIANA	W	81-79	2-0
D3	HOUSTON BAPTIST	W	77-50	3-0
D6	SAM HOUSTON STATE	W	95-73	4-0
D10	at Oral Roberts	W	79-73	5-0
D16	# vs Florida State	L	77-100	5-1
D17	# at Samford	W	106-91	6-1
D27	† vs Miami (Ohio)	L	68-79	6-2
D28	† vs Austin Peay	L	70-76	6-3
D30	† at Oklahoma City	W	84-79	7-3
J9	* at Baylor	L	61-77	7-4 (0-1)
J12	* HOUSTON	L	73-80	7-5 (0-2)
J14	* SMU	W	78-71	8-5 (1-2)
J17	* at Arkansas (#3)	L	68-84	8-6 (1-3)
J21	* at Texas Tech	L	58-71	8-7 (1-4)
J23	* TEXAS (#15) (OT)	L	77-79	8-8 (1-5)
J25	* at TCU	L	59-66	8-9 (1-6)
J28	* RICE	W	74-70	9-9 (2-6)
J30	* BAYLOR	W	58-56	10-9 (3-6)
F1	* at SMU (OT)	L	70-71	10-10 (3-7)
F4	* at Houston	L	89-94	10-11 (3-8)
F9	* ARKANSAS (#2)	L	79-80	10-12 (3-9)
F11	* TEXAS TECH	L	70-78	10-13 (3-10)
F13	* at Texas (#12)	L	66-90	10-14 (3-11)
F15	* TCU	W	88-72	11-14 (4-11)
F21	* at Rice	W	81-75	12-14 (5-11)

SWC Tournament, 1st Round

F25	at Texas Tech	L	78-85	12-15
-----	---------------	---	-------	-------

- * — SWC Game
- # — Birmingham Classic, Birmingham, AL
- † — All-College Tournament, Oklahoma City, OK

1978-79 • Coach Shelby Metcalf

24-9 / 11-5 SWC (3rd)

Home: 11-1 / Away: 10-4 / Neutral: 3-4

NIT

N24	# vs NC State	L	65-81	0-1
N25	# vs Indiana (#10)	W	54-49	1-1
N26	# at Alaska-Anchorage	W	100-70	2-1
D2	SW TEXAS STATE	W	82-78	3-1
D4	ORAL ROBERTS	W	85-79	4-1
D6	SAM HOUSTON STATE	W	107-74	5-1
D12	PRAIRIE VIEW A&M	W	113-63	6-1
D15	† vs UNLV (#15)	W	101-99	7-1
D16	† at San Francisco (#19)	W	68-65	8-1
D22	§ at Kentucky (#11)	W	73-69	9-1
D23	§ vs Illinois (#15)	L	57-71	9-2
D29	! vs Air Force	W	73-66	10-2
D30	! at Vermont	W	104-76	11-2
J8	* BAYLOR	W	77-64	12-2 (1-0)
J10	* at Houston	W	69-43	13-2 (2-0)
J13	* at SMU	L	76-78	13-3 (2-1)
J17	* ARKANSAS (#11) (OT)	W	74-69	14-3 (3-1)
J20	* TEXAS TECH	W	68-63	15-3 (4-1)
J22	* at Texas (#17)	L	66-89	15-4 (4-2)
J24	* TCU	W	57-43	16-4 (5-2)
J27	* at Rice	W	81-62	17-4 (6-2)
J29	* at Baylor	W	71-58	18-4 (7-2)
J31	* SMU	W	92-56	19-4 (8-2)
F3	* HOUSTON	W	66-58	20-4 (9-2)
F6	* at Arkansas (#14)	L	56-60	20-5 (9-3)
F10	* at Texas Tech	L	63-67	20-6 (9-4)
F12	* TEXAS (#12)	L	57-65	20-7 (9-5)
F14	* at TCU	W	61-56	21-7 (10-5)
F20	* RICE	W	92-60	22-7 (11-5)

SWC Tournament (The Summit, Houston, TX)

M1	vs Texas Tech (OT)	L	62-63	22-8
----	--------------------	---	-------	------

Postseason NIT

M8	at New Mexico	W	79-68	23-8
M12	at Nevada	W	67-64	24-8

Postseason NIT (The Summit, Houston, TX)

M15	vs Alabama	L	68-72	24-9
-----	------------	---	-------	------

- * — SWC Game
- # — Seawolf Tournament, Anchorage, AK
- † — Golden Gate Invitational, San Francisco, CA
- § — Kentucky Invitational, Lexington, KY
- ! — Vermont Classic, Burlington, VT

1979-80 • Coach Shelby Metcalf

26-8 / 14-2 SWC (1st)

Home: 12-0 / Away: 7-3 / Neutral: 7-5

SWC Champions

NCAA Sweet 16

N30	# vs Iona	L	52-78	0-1
D1	# vs Lamar	L	60-61	0-2
D2	# vs Pacific	W	82-66	1-2
D6	TEXAS LUTHERAN	W	105-65	2-2
D8	VERMONT	W	98-66	3-2
D10	SAM HOUSTON STATE	W	71-47	4-2
D12	EAST TEXAS STATE	W	85-42	5-2
D14	† vs La Salle	L	67-73	5-3
D15	† vs Cal Santa Barbara	L	61-66	5-4
D21	§ vs North Texas State	W	97-56	6-4
D22	§ at UNLV	W	77-73	7-4
D28	! vs Loyola-Chicago	W	70-69	8-4
D29	! at Minnesota	L	63-69	8-5
J3	* at TCU	W	69-63	9-5 (1-0)
J5	* BAYLOR	W	74-57	10-5 (2-0)
J8	* TEXAS TECH	W	63-60	11-5 (3-0)
J15	* at SMU	W	63-56	12-5 (4-0)
J19	* at Rice	W	84-65	13-5 (5-0)
J22	* ARKANSAS	W	45-39	14-5 (6-0)
J26	* at Texas	W	56-53	15-5 (7-0)
J28	* HOUSTON	W	92-79	16-5 (8-0)
J30	* at Baylor	W	59-50	17-5 (9-0)
F4	* at Texas Tech	L	53-63	17-6 (9-1)
F6	* SMU	W	67-56	18-6 (10-1)
F9	* RICE	W	55-53	19-6 (11-1)
F12	* at Arkansas	L	44-45	19-7 (11-2)
F16	* TEXAS	W	84-61	20-7 (12-2)
F19	* TCU	W	57-48	21-7 (13-2)
F22	* at Houston	W	82-72	22-7 (14-2)

SWC Tournament (Hemisfair Arena, San Antonio, TX)

F28	vs Texas Tech	W	61-51	23-7
M1	vs Arkansas	W	52-50	24-7

NCAA 1st/2nd Rounds (The Super Pit, Denton, TX)

M7	vs Bradley	W	55-53	25-7
M9	vs North Carolina (#15) (2 OT)	W		26-7

NCAA Midwest Regional (The Summit, Houston, TX)

M14	vs Louisville (#2) (OT)	L	55-66	26-8
-----	-------------------------	---	-------	------

- * — SWC Game
- # — Great Alaska Shootout, Anchorage, AK
- † — Cougar Classic, Provo, UT
- § — Running Rebel Classic, Las Vegas, NV
- ! — Pillsbury Classic, Minneapolis, MN

1980-81 • Coach Shelby Metcalf

15-12 / 8-8 SWC (t-4th)

Home: 6-4 / Away: 7-6 / Neutral: 2-2

N28	at Maine	W	66-57	1-0
D2	TEXAS SOUTHERN	W	61-50	2-0
D8	SAM HOUSTON STATE	W	75-58	3-0
D12	# at UNC Charlotte	W	75-64	4-0
D13	# vs Davidson	W	76-62	5-0
D19	† vs James Madison	W	51-47	6-0
D20	† at Virginia Tech	W	55-52	7-0
D29	§ vs Cal-Irvine	L	74-91	7-1
D30	§ at Eastern Montana (OT)	L	38-39	7-2
J3	*! vs TCU	L	51-56	7-3
J6	* at Baylor	L	44-53	7-4 (0-1)
J10	* at Texas Tech	L	70-72	7-5 (0-2)
J17	* SMU	W	71-51	8-5 (1-2)
J20	* RICE	L	50-54	8-6 (1-3)
J24	* at Arkansas	L	47-52	8-7 (1-4)
J26	* TEXAS (OT)	L	63-67	8-8 (1-5)
J28	* at Houston	L	71-76	8-9 (1-6)
J31	* BAYLOR	W	84-59	9-9 (2-6)
F7	* TEXAS TECH	W	65-52	10-9 (3-6)
F10	* at SMU	W	61-56	11-9 (4-6)
F14	* at Rice	W	71-56	12-9 (5-6)
F17	* ARKANSAS	L	61-65	12-10 (5-7)
F21	* at Texas	W	108-79	13-10 (6-7)
F22	at LSU (#2)	L	57-67	13-11 (6-8)
F24	* at TCU	W	59-57	14-11 (7-8)
F28	* HOUSTON	W	78-77	15-11 (8-8)

SWC Tournament, 1st Round (College Station, TX)

M2	TCU	L	60-62	15-12
----	-----	---	-------	-------

- * — SWC Game
- # — First Union Invitational, Charlotte, NC
- † — Virginia Tech Invitational, Blacksburg, VA
- § — KOA Classic, Billings, MT
- ! — played at Reunion Arena, Dallas (A&M home game)



Members of the 1979-80 Aggies celebrate on the court at the Frank Erwin Center after a road 84-61 victory over rival Texas on Feb. 16.

1981-82 • Coach Shelby Metcalf

20-11 / 10-6 SWC (3rd)

Home: 11-2 / Away: 5-8 / Neutral: 4-1

NIT

N30	ST. EDWARD'S	W	104-57	1-0
D3	SAM HOUSTON STATE	W	81-57	2-0
D7	LSU	W	68-63	3-0
D11	# vs Oklahoma City	W	89-77	4-0
D12	# at Illinois	L	63-76	4-1
D18	† vs Oklahoma State	W	80-72	5-1
D19	† at UTEP	L	40-60	5-2
D28	§ vs Miami (Ohio)	W	73-53	6-2
D29	§ at UNLV	L	76-83	6-3
J2	STEPHEN F. AUSTIN	W	51-45	7-3
J5	* at TCU	W	60-54	8-3 (1-0)
J9	* BAYLOR	W	47-46	9-3 (2-0)
J11	* TEXAS TECH	L	64-68	9-4 (2-1)
J19	* at SMU	W	81-55	10-4 (3-1)
J23	* at Rice	W	68-59	11-4 (4-1)
J26	* ARKANSAS (#12)	L	63-64	11-5 (4-2)
J30	* at Texas (#5) (OT)	W	71-69	12-5 (5-2)
F1	* HOUSTON	W	95-77	13-5 (6-2)
F3	* at Baylor	L	55-58	13-6 (6-3)
F8	* at Texas Tech (OT)	L	82-91	13-7 (6-4)
F10	* SMU	W	67-58	14-7 (7-4)
F13	* RICE	W	82-71	15-7 (8-4)
F15	* at Arkansas (#8)	L	75-92	15-8 (8-5)
F20	* TEXAS	W	91-70	16-8 (9-5)
F23	* TCU	W	83-74	17-8 (10-5)
F27	* at Houston	L	93-96	17-9 (10-6)

SWC Tournament (Reunion Arena, Dallas, TX)

M4	vs Baylor	W	64-63	18-9
M5	vs Houston	L	76-89	18-10

Postseason NIT

M10	LAMAR	W	60-58	19-10
M15	at Washington	W	69-65	20-10
M19	at Purdue	L	68-86	20-11

- * — SWC Game
- # — Illinois Classic, Champaign, IL
- † — Sun Carnival Classic, El Paso, TX
- § — Christmas Classic, Las Vegas, NV

1982-83 • Coach Shelby Metcalf

17-14 / 10-6 SWC (3rd)

Home: 9-2 / Away: 5-8 / Neutral: 3-4

N26	# vs Clemson (20T)	L	79-82	0-1
N27	# vs Illinois	L	70-72	0-2
N28	# at Alaska-Anchorage	W	93-65	1-2
D2	TEXAS A&I	W	91-70	2-2
D4	at Marquette (#17)	L	58-73	2-3
D8	at LSU	L	70-88	2-4
D10	† vs La Salle	W	82-74	3-4
D11	† at Marshall (OT)	L	58-60	3-5
D17	§ vs Portland	L	51-60	3-6
D18	§ vs West Texas State	W	74-72	4-6
D28	! vs Lafayette	W	78-66	5-6
D29	! at Connecticut	L	63-69	5-7
J4	* at Houston (#19)	L	61-84	5-8 (0-1)
J6	ANGELO STATE	W	97-62	6-8
J8	* RICE	W	76-63	7-8 (1-1)
J13	* ARKANSAS (#7)	L	64-66	7-9 (1-2)
J15	* at Baylor	W	68-66	8-9 (2-2)
J22	* SMU	W	85-77	9-9 (3-2)
J25	* at TCU	L	50-67	9-10 (3-3)
J29	* at Texas	W	64-52	10-10 (4-3)
J31	* TEXAS TECH	W	78-63	11-10 (5-3)
F5	* HOUSTON (#8)	L	66-86	11-11 (5-4)
F9	* at Rice	W	51-45	12-11 (6-4)
F12	* at Arkansas (#8)	L	55-62	12-12 (6-5)
F16	* BAYLOR	W	74-62	13-12 (7-5)
F21	ST. MARY'S	W	96-76	14-12
F23	* at SMU	L	66-76	14-13 (7-6)
F26	* TCU (OT)	W	60-58	15-13 (8-6)
F28	* TEXAS	W	96-59	16-13 (9-6)
M5	* at Texas Tech	W	93-70	17-13 (10-6)

SWC Tournament (Reunion Arena, Dallas, TX)

M10	vs TCU	L	53-65	17-14
-----	--------	---	-------	-------

- * — SWC Game
- # — Great Alaska Shootout, Anchorage, AK
- † — Marshall Memorial Tournament, Huntington, WV
- § — Champion Classic, Missoula, MT
- ! — Connecticut Mutual Classic, Hartford, CT



YEAR-BY-YEAR RESULTS

TEXAS A&M MEN'S BASKETBALL

HOME OF THE 12TH MAN

1983-84 • Coach Shelby Metcalf

16-14 / 7-9 SWC (3rd)

Home: 9-2 / Away: 5-8 / Neutral: 3-4

N26	TEXAS LUTHERAN	W	80-71	1-0
N29	PRAIRIE VIEW A&M	W	89-58	2-0
D3	# vs LSU (#12)	L	65-75	2-1
D5	SOUTHWESTERN	W	71-66	3-1
D10	at Oral Roberts	L	66-84	3-2
D16	† at Indiana	L	48-73	3-3
D17	† vs Utah State	W	78-73	4-3
D27	§ vs South Florida	L	47-73	4-4
D28	§ vs Air Force	W	44-42	5-4
J4	* at Rice	W	52-47	6-4 (1-0)
J7	* at Arkansas	L	54-77	6-5 (1-1)
J9	ANGELO STATE	W	77-66	7-5
J11	* BAYLOR	W	63-52	8-5 (2-1)
J14	* HOUSTON (#7)	L	64-70	8-6 (2-2)
J16	TEXAS WESLEYAN	W	75-67	9-6
J18	* at SMU	L	56-83	9-7 (2-3)
J21	* TCU	W	68-62	10-7 (3-3)
J25	* TEXAS	W	68-52	11-7 (4-3)
J28	* at Texas Tech	L	49-74	11-8 (4-4)
F2	* at Houston (#6)	L	65-87	11-9 (4-5)
F4	* RICE	L	42-43	11-10 (4-6)
F8	* ARKANSAS	L	58-59	11-11 (4-7)
F11	* at Baylor	W	71-62	12-11 (5-7)
F18	* SMU (OT)	L	58-60	12-12 (5-8)
F22	* at TCU (OT)	W	67-65	13-12 (6-8)
F25	* at Texas	W	72-57	14-12 (7-8)
M1	* TEXAS TECH	L	53-62	14-13 (7-9)

SWC Tournament, 1st Round (College Station, TX)

M6	TEXAS	W	75-54	15-13
----	-------	---	-------	-------

SWC Tournament (The Summit, Houston, TX)

M9	vs SMU	W	59-57	16-13
M10	vs Arkansas (#8)	L	47-49	16-14

- * - SWC Game
- # - at The Summit, Houston
- † - Indiana Classic, Bloomington, IN
- § - Music City Invitational, Nashville, TN

1984-85 • Coach Shelby Metcalf

19-11 / 10-6 SWC (t-2nd)

Home: 7-4 / Away: 8-4 / Neutral: 4-3

NIT

N24	STEPHEN F. AUSTIN	W	79-64	1-0
N28	ST. MARY'S	L	66-70	1-1
D5	ORAL ROBERTS	W	71-70	2-1
D8	at Pan American	W	74-53	3-1
D14	! vs Valparaiso	W	76-66	4-1
D15	! at Drake	W	66-49	5-1
D21	^ vs Illinois State (OT)	L	66-74	5-2
D22	^ at Pacific	W	79-62	6-2
D28	† vs Wisconsin	L	69-71	6-3
D29	† vs Alaska-Anchorage	W	81-54	7-3
J2	* ARKANSAS	L	67-70	7-4 (0-1)
J5	* at Baylor	W	102-78	8-4 (1-1)
J9	# vs Marquette	W	77-69	9-4
J11	* SMU (#4)	L	60-73	9-5 (1-2)
J16	* at TCU (OT)	W	65-60	10-5 (2-2)
J20	* at Texas	W	66-61	11-5 (3-2)
J23	* TEXAS TECH	W	50-47	12-5 (4-2)
J27	* HOUSTON	W	71-69	13-5 (5-2)
J30	* at Rice	W	64-52	14-5 (6-2)
F1	* at Arkansas	L	53-58	14-6 (6-3)
F6	* BAYLOR	W	78-74	15-6 (7-3)
F12	* at SMU (#4)	L	79-81	15-7 (7-4)
F16	* TCU	W	67-60	16-7 (8-4)
F20	* TEXAS	L	51-53	16-8 (8-5)
F23	* at Texas Tech	L	50-58	16-9 (8-6)
F27	* at Houston	W	81-77	17-9 (9-6)
M2	* RICE	W	79-62	18-9 (10-6)

SWC Tournament (Reunion Arena, Dallas, TX)

M7	vs TCU	W	54-52	19-9
M8	vs Texas Tech	L	63-72	19-10

Postseason NIT

M12	at New Mexico	L	67-80	19-11
-----	---------------	---	-------	-------

- * - SWC Game
- ! - Triple A Invitational, Des Moines, IA
- ^ - Pacific Classic, Stockton, CA
- † - Lobo Invitational, Albuquerque, NM
- # - The Summit, Houston

1985-86 • Coach Shelby Metcalf

20-12 / 12-4 SWC (t-1st)

Home: 11-1 / Away: 6-5 / Neutral: 3-6

Co-SWC Champions

NIT

N21	! vs UAB (#16)	L	68-71	0-1
N26	ALCORN STATE	W	82-69	1-1
N28	STEPHEN F. AUSTIN	W	86-73	2-1
D5	^ vs Lamar	L	59-68	2-2
D7	at Tennessee	L	70-88	2-3
D10	PAN AMERICAN	W	74-67	3-3
D11	PRAIRIE VIEW A&M	W	88-60	4-3
D14	at Oral Roberts	W	81-75	5-3
D20	† vs Georgia Tech (#7)	L	58-83	5-4
D21	† vs Southern Mississippi	W	81-61	6-4
D27	# vs Pittsburgh	L	62-79	6-5
D28	# vs Tennessee	L	64-70	6-6
J2	* BAYLOR	W	62-48	7-6 (1-0)
J8	* at SMU	W	73-61	8-6 (2-0)
J11	* TCU	W	64-60	9-6 (3-0)
J15	* TEXAS	W	55-54	10-6 (4-0)
J18	* at Texas Tech	W	58-57	11-6 (5-0)
J22	* at Houston	L	69-76	11-7 (5-1)
J25	* RICE	W	68-55	12-7 (6-1)
J29	* ARKANSAS	W	81-67	13-7 (7-1)
F1	* at Baylor	W	62-58	14-7 (8-1)
F8	* SMU	L	56-58	14-8 (8-2)
F12	* at TCU	L	53-70	14-9 (8-3)
F15	* at Texas	L	47-58	14-10 (8-4)
F19	* TEXAS TECH	W	71-58	15-10 (9-4)
F22	* HOUSTON	W	82-75	16-10 (10-4)
F26	* at Rice	W	70-62	17-10 (11-4)
M1	* at Arkansas	W	93-76	18-10 (12-4)

SWC Tournament (Reunion Arena, Dallas, TX)

M7	vs Arkansas	W	67-51	19-10
M8	vs Texas	W	55-47	20-10
M9	vs Texas Tech	L	63-67	20-11

Postseason NIT

M13	at Wyoming	L	70-79	20-12
-----	------------	---	-------	-------

- * - SWC Game
- ! - Preseason NIT, The Summit, Houston
- ^ - The Summit, Houston
- † - Gator Bowl Tournament, Jacksonville, FL
- # - Sugar Bowl Tournament, New Orleans, LA

1986-87 • Coach Shelby Metcalf

17-14 / 6-10 SWC (8th)
Home: 9-3 / Away: 2-9 / Neutral: 6-2

SWC Tournament Champions

NCAA Tournament

D2	at Oklahoma (#7)	L	79-93	0-1
D4	SW TEXAS STATE	W	86-78	1-1
D8	ORAL ROBERTS	W	63-56	2-1
D10	TEXAS SOUTHERN	W	75-60	3-1
D14	NEBRASKA	W	66-64	4-1
D19	! vs Boston University	L	63-65	4-2
D20	! vs Iona	W	67-60	5-2
D29	# vs Lehigh	W	80-60	6-2
D30	# at Hartford	W	79-66	7-2
J2	† vs SE Louisiana	W	93-76	8-2
J3	† at Drake	L	58-66	8-3
J7	* SMU	W	61-59	9-3 (1-0)
J10	* at TCU	L	54-55	9-4 (1-1)
J13	* TEXAS	W	68-52	10-4 (2-1)
J17	* TEXAS TECH	W	62-60	11-4 (3-1)
J19	* HOUSTON	W	57-45	12-4 (4-1)
J21	* at Rice	L	67-69	12-5 (4-2)
J24	* at Arkansas	L	69-87	12-6 (4-3)
J28	* BAYLOR	L	70-71	12-7 (4-4)
F5	* at SMU	L	68-86	12-8 (4-5)
F8	* TCU (#15)	L	50-55	12-9 (4-6)
F11	* at Texas	W	58-56	13-9 (5-6)
F15	* at Texas Tech	L	58-65	13-10 (5-7)
F18	* at Houston	L	46-67	13-11 (5-8)
F21	* RICE	W	63-60	14-11 (6-8)
F24	* ARKANSAS (2 OT)	L	97-100	14-12 (6-9)
F28	* at Baylor	L	48-51	14-13 (6-10)

SWC Tournament (Reunion Arena, Dallas, TX)

M6	vs TCU (#15)	W	81-70	15-13
M7	vs Texas Tech	W	68-60	16-13
M8	vs Baylor	W	71-46	17-13

NCAA 1st/2nd Rounds (Hoosier Dome, Indianapolis, IN)

M12	vs Duke (#17)	L	51-58	17-14
-----	---------------	---	-------	-------

- * — SWC Game
- ! — Kentucky Invitational, Lexington, KY
- # — Connecticut Mutual Classic, Hartford, CT
- † — Drake Heritage Classic, Des Moines, IA

1987-88 • Coach Shelby Metcalf

16-15 / 8-8 SWC (6th)
Home: 7-3 / Away: 5-8 / Neutral: 4-4

N28	at Oklahoma (#19)	L	80-104	0-1
N30	# vs Houston Baptist	W	69-65	1-1
D2	at Nebraska	L	60-92	1-2
D4	! vs Stephen F. Austin	W	72-67	2-2
D5	! vs Texas Southern	W	85-64	3-2
D7	NORTHWESTERN STATE	W	63-61	4-2
D13	STEPHEN F. AUSTIN	W	84-67	5-2
D18	† vs Pacific	L	77-78	5-3
D19	† at Cal State Sacramento	L	84-87	5-4
D21	~ vs Iona (OT)	W	78-73	6-4
D22	~ vs Valparaiso	W	72-67	7-4
D27	§ vs Arizona State	L	73-79	7-5
D28	§ at Hawai'i (OT)	W	80-78	8-5
D30	§ vs SMU	L	66-89	8-6
J6	* SMU	W	58-53	9-6 (1-0)
J13	* at Baylor	W	58-57	10-6 (2-0)
J16	* ARKANSAS	W	74-67	11-6 (3-0)
J20	* RICE	W	75-70	12-6 (4-0)
J24	* at Houston	L	63-67	12-7 (4-1)
J27	* at Texas Tech	L	61-72	12-8 (4-2)
J31	* TEXAS	L	49-52	12-9 (4-3)
F3	* TCU	W	72-67	13-9 (5-3)
F6	* at SMU	L	71-94	13-10 (5-4)
F13	* BAYLOR (2 OT)	L	73-74	13-11 (5-5)
F17	* at Arkansas	L	58-79	13-12 (5-6)
F20	* at Rice	W	67-55	14-12 (6-6)
F24	* HOUSTON	L	70-73	14-13 (6-7)
F27	* TEXAS TECH	W	68-66	15-13 (7-7)
M2	* at Texas	L	58-64	15-14 (7-8)
M5	* at TCU	W	66-60	16-14 (8-8)

SWC Tournament (Reunion Arena, Dallas, TX)

M11	vs Arkansas	L	64-76	16-15
-----	-------------	---	-------	-------

- * — SWC Game
- # — played at Spring Branch Coliseum, Houston
- ! — Jowers Jamboree, San Marcos, TX
- † — All-American SportsClub Classic, Sacramento, CA
- ~ — Met Life Classic, San Francisco, CA
- § — Rainbow Classic, Honolulu, HI

1988-89 • Coach Shelby Metcalf

16-14 / 8-8 SWC (t-4th)
Home: 9-3 / Away: 4-8 / Neutral: 3-3

N18	SIMON FRASER	W	82-52	1-0
N25	# at Centenary	L	77-80	1-1
N26	# vs Drake	W	69-63	2-1
N28	at Stephen F. Austin	W	117-88	3-1
D2	LAMAR	W	76-72	4-1
D7	HOUSTON BAPTIST	W	79-67	5-1
D10	SW TEXAS STATE	W	68-65	6-1
D19	at Lamar	L	67-74	6-2
D21	† vs Central Michigan	W	73-57	7-2
D23	† at UNLV (#13)	L	67-110	7-3
D29	! vs Oklahoma (#6)	L	80-128	7-4
D30	! vs Oklahoma State	L	79-94	7-5
J4	* TCU	L	51-58	7-6 (0-1)
J7	* at SMU	L	69-77	7-7 (0-2)
J14	* BAYLOR	W	62-53	8-7 (1-2)
J16	* at Arkansas	L	60-75	8-8 (1-3)
J21	* at Rice	L	77-79	8-9 (1-4)
J25	* HOUSTON	L	67-71	8-10 (1-5)
J28	* TEXAS TECH	L	68-75	8-11 (1-6)
F1	* at Texas	L	80-85	8-12 (1-7)
F4	* at TCU	W	64-59	9-12 (2-7)
F8	* SMU	W	82-58	10-12 (3-7)
F15	* at Baylor	W	76-65	11-12 (4-7)
F18	* ARKANSAS	W	82-71	12-12 (5-7)
F22	* RICE	W	72-58	13-12 (6-7)
F25	* at Houston	L	82-86	13-13 (6-8)
M1	* at Texas Tech	W	71-60	14-13 (7-8)
M4	* TEXAS	W	106-89	15-13 (8-8)

SWC Tournament (Reunion Arena, Dallas, TX)

M10	vs Houston	W	82-70	16-13
M11	vs Arkansas	L	84-94	16-14

- * — SWC Game
- # — Century Cellunet Classic, Shreveport, LA
- † — UNLV Runnin' Rebel Round Up, Las Vegas, NV
- ! — All-College Classic, Oklahoma City, OK



YEAR-BY-YEAR RESULTS

1989-90 • Coach Shelby Metcalf

14-17 / 7-9 SWC (t-5th)

Home: 3-8 / Away: 6-4 / Neutral: 5-5

N24	†	vs Connecticut	W	92-81	1-0
N25	†	vs Michigan State	L	75-87	1-1
N27	†	vs Hawaii	L	71-75	1-2
D1	#	vs UT-Pan American	L	79-97	1-3
D2	#	vs Idaho State	W	84-69	2-3
D5		CENTENARY	L	82-89	2-4
D7		MARSHALL	L	66-69	2-5
D9		STEPHEN F. AUSTIN	W	93-63	3-5
D16	!	vs Long Island	W	99-96	4-5
D17	!	vs Dartmouth	L	51-64	4-6
D20	%	vs Holy Cross	W	96-93	5-6
D21	%	at FIU	W	114-90	6-6
D27	§	vs Loyola (Chicago)	W	64-61	7-6
D28	§	at Indiana (#10)	L	66-94	7-7
J3	*	at Baylor	W	76-69	8-7 (1-0)
J6	*	at TCU	W	72-71	9-7 (2-0)
J10	*	SMU	L	54-67	9-8 (2-1)
J17	*	at Texas	L	94-96	9-9 (2-2)
J20	*	ARKANSAS (#12)	L	84-100	9-10 (2-3)

JOHN THORNTON (1990)

1990 • Interim Coach John Thornton

J24	*	RICE	W	89-82	10-10 (3-3)
J27	*	at Houston	L	90-108	10-11 (3-4)
J31	*	at Texas Tech	W	101-85	11-11 (4-4)
F3	*	BAYLOR	L	77-85	11-12 (4-5)
F7	*	TCU	L	67-72	11-13 (4-6)
F10	*	at SMU	W	58-57	12-13 (5-6)
F18	*	TEXAS	L	73-79	12-14 (5-7)
F21	*	at Arkansas (#13)	L	100-114	12-15 (5-8)
F24	*	at Rice	W	103-95	13-15 (6-8)
F28	*	HOUSTON	L	81-100	13-16 (6-9)
M3	*	TEXAS TECH	W	83-72	14-16 (7-9)

SWC Tournament (Reunion Arena, Dallas, TX)

M9		vs Texas	L	84-92	14-17
----	--	----------	---	-------	-------

- * - SWC Game
- † - Great Alaska Shootout, Anchorage, AK
- # - Jowers Jamboree, San Marcos, TX
- ! - Lobster Shootout, Bangor, ME
- % - Golden Panther Classic, Miami, FL
- § - Hoosier Classic, Indianapolis, IN

KERMIT DAVIS, JR. (1990-91)

1990-91 • Coach Kermit Davis, Jr.

8-21 / 2-14 SWC (9th)

Home: 3-9 / Away: 2-7 / Neutral: 3-5

N23	#	vs Kent State	L	67-79	0-1
N24	#	vs Sam Houston State	W	103-87	1-1
N28		OKLAHOMA (#18)	L	65-81	1-2
N30	†	vs Robert Morris	L	86-105	1-3
D1	†	vs Mercer	W	72-65	2-3
D12		TEXAS SOUTHERN	W	70-61	3-3
D17		at Auburn	L	71-95	3-4
D20		TEXAS COLLEGE	W	92-78	4-4
D28	!	vs Kansas State	L	49-81	4-5
D29	!	vs South Alabama	L	68-70	4-6
J2	*	at Texas	L	67-93	4-7 (0-1)
J5	*	TEXAS TECH	L	72-77	4-8 (0-2)
J9	*	TCU	L	72-80	4-9 (0-3)
J12	*	at SMU	L	50-65	4-10 (0-4)
J14		CENTENARY	W	103-82	5-10
J19	*	BAYLOR	L	85-90	5-11 (0-5)
J23	*	at Arkansas (#2)	L	88-113	5-12 (0-6)
J26	*	at Rice	L	76-98	5-13 (0-7)
J29	*	HOUSTON	L	64-77	5-14 (0-8)
F3	*	TEXAS	L	74-83	5-15 (0-9)
F6	*	at Texas Tech	W	70-63	6-15 (1-9)
F9	*	at TCU	L	69-71	6-16 (1-10)
F13	*	SMU	L	62-68	6-17 (1-11)
F20	*	at Baylor (OT)	W	66-61	7-17 (2-11)
F23	*	ARKANSAS (#3)	L	72-111	7-18 (2-12)
F27	*	RICE	L	55-72	7-19 (2-13)
M2	*	at Houston	L	68-71	7-20 (2-14)

SWC Tournament (Reunion Arena, Dallas, TX)

M7		vs Texas Tech	W	57-46	8-20
M8		vs Arkansas (#5)	L	61-108	8-21

- * - SWC Game
- # - Bearcat Classic, Cincinnati, OH
- † - Marshall Memorial Classic, Huntington, WV
- ! - BMA Classic, Kansas City, MO

TONY BARONE (1991-98)

1991-92 • Coach Tony Barone

6-22 / 2-12 SWC (8th)

Home: 4-11 / Away: 1-10 / Neutral: 1-1

N25		PRAIRIE VIEW A&M	W	83-56	1-0
N30		at Missouri	L	47-77	1-1
D4		AUBURN	L	83-86	1-2
D7		SAM HOUSTON STATE	W	72-67	2-2
D10		NEW MEXICO	L	72-94	2-3
D20	†	at Nebraska	L	68-91	2-4
D21	†	vs Delaware State	W	69-67	3-4
D28		SW TEXAS STATE	L	71-73	3-5
D30		MISSOURI-KANSAS CITY (OT)	L	79-85	3-6
J2		at Florida	L	46-73	3-7
J7	*	at TCU	L	71-83	3-8 (0-1)
J11	*	SMU	L	69-73	3-9 (0-2)
J14	*	TEXAS	L	73-76	3-10 (0-3)
J25	*	RICE	L	64-79	3-11 (0-4)
J29	*	HOUSTON	L	65-69	3-12 (0-5)
F1	*	at Texas Tech	L	50-70	3-13 (0-6)
F5	*	ALABAMA (#18)	L	61-74	3-14
F8	*	TCU	L	54-73	3-15 (0-7)
F11	*	at SMU	L	38-44	3-16 (0-8)
F13		TEXAS SOUTHERN	W	75-67	4-16
F19	*	at Baylor	W	63-61	5-16 (1-8)
F22		at Missouri-Kansas City	L	46-63	5-17
F26	*	at Rice	L	70-77	5-18 (1-9)
F29	*	at Houston	L	69-79	5-19 (1-10)
M2	*	BAYLOR	L	86-96	5-20 (1-11)
M4	*	TEXAS TECH	W	58-56	6-20 (2-11)
M8	*	at Texas	L	63-86	6-21 (2-12)

SWC Tournament (Reunion Arena, Dallas, TX)

M13		vs Texas	L	69-88	6-22
-----	--	----------	---	-------	------

- * - SWC Game
- † - Ameritas Classic, Lincoln, NE

1992-93 • Coach Tony Barone

10-17 / 5-9 SWC (6th)

Home: 8-5 / Away: 2-10 / Neutral: 0-2

D3	at New Mexico	L	69-71	0-1
D5	MISSOURI	L	55-81	0-2
D10	SOUTH ALABAMA	W	85-77	1-2
D17	at Northwestern	L	60-71	1-3
D19	TEXAS SOUTHERN	W	68-63	2-3
D22	FLORIDA	W	57-54	3-3
D28 #	vs St. Joseph's (Pa.)	L	50-64	3-4
D29 #	at New Orleans	L	55-72	3-5
J2	NORTHERN ILLINOIS	W	85-73	4-5
J5	BROWN	W	92-52	5-5
J9	at Alabama	L	58-64	5-6
J12 *	RICE	L	65-66	5-7 (0-1)
J16 *	HOUSTON	L	69-81	5-8 (0-2)
J19	at UNLV (#15) (OT)	L	96-98	5-9
J23 *	at TCU	W	60-58	6-9 (1-2)
J27 *	at SMU (OT)	L	65-68	6-10 (1-3)
J30 *	BAYLOR	W	80-71	7-10 (2-3)
F3 *	TEXAS TECH	L	54-69	7-11 (2-4)
F10 *	at Texas	L	78-82	7-12 (2-5)
F13 *	at Baylor	L	82-90	7-13 (2-6)
F17 *	at Houston	L	51-78	7-14 (2-7)
F20 *	TCU	W	69-56	8-14 (3-7)
F22 *	TEXAS	W	77-57	9-14 (4-7)
F25 *	SMU	L	73-84	9-15 (4-8)
M3 *	at Texas Tech	L	53-72	9-16 (4-9)
M6 *	at Rice	W	82-76	10-16 (5-9)

SWC Tournament (Reunion Arena, Dallas, TX)

M12	vs Houston	L	68-84	10-17
-----	------------	---	-------	-------

- * - SWC Game
- # - Sugar Bowl Tournament, New Orleans, LA

1993-94 • Coach Tony Barone

19-11 / 10-4 SWC (t-2nd)

Home: 10-4 / Away: 7-6 / Neutral: 2-1

NIT

N28	BUCKNELL	W	73-69	1-0
D1	at Kansas State	L	54-63	1-1
D6	MONTANA STATE (20T)	W	102-95	2-1
D8	UNLV	W	68-62	3-1
D18	NORTHWESTERN	L	48-67	3-2
D20	TEXAS SOUTHERN	W	90-72	4-2
D22	at Seton Hall	L	55-62	4-3
D30	at Loyola Marymount	W	81-79	5-3
J3	at South Alabama	W	76-61	6-3
J5	at Northern Illinois	L	66-79	6-4
J12 *	TEXAS	W	85-84	7-4 (1-0)
J16 *	at Rice	W	67-64	8-4 (2-0)
J19 *	at Houston	W	67-60	9-4 (3-0)
J22	SIENA	L	62-73	9-5
J25 *	TCU	W	80-64	10-5 (4-0)
J29 *	SMU	W	69-60	11-5 (5-0)
F2 *	at Baylor	W	90-74	12-5 (6-0)
F5 *	at Texas Tech	W	89-88	13-5 (7-0)
F9	ORAL ROBERTS	W	79-66	14-5
F12 *	at Texas	L	68-85	14-6 (7-1)
F16 *	HOUSTON	W	93-87	15-6 (8-1)
F19 *	RICE	W	75-61	16-6 (9-1)
F23 *	at TCU	W	86-60	17-6 (10-1)
F27 *	at SMU	L	57-64	17-7 (10-2)
M1 *	BAYLOR (2 OT)	L	92-95	17-8 (10-3)
M5 *	TEXAS TECH	L	80-89	17-9 (10-4)

SWC Tournament (Reunion Arena, Dallas, TX)

M10	vs SMU	W	85-66	18-9
M11	vs Texas Tech	W	89-85	19-9
M12	vs Texas (#25)	L	62-87	19-10

Postseason NIT

M16	at New Orleans (OT)	L	73-79	19-11
-----	---------------------	---	-------	-------

- * - SWC Game

1994-95 • Coach Tony Barone

14-16 / 7-7 SWC (5th)

Home: 9-2 / Away: 4-8 / Neutral: 1-6

N21 !	vs Arizona State (#12)	L	73-103	0-1
N22 !	vs Tulane	L	74-76	0-2
N23 !	vs Chaminade	W	73-52	1-2
N26	at St. Mary's (Calif.)	L	68-80	1-3
D2 #	at Oral Roberts	W	60-58	2-3
D3 #	vs Oklahoma State	L	56-86	2-4
D5	SW LOUISIANA	W	76-69	3-4
D17	at Montana State	L	78-90	3-5
D19	McNEESE STATE	W	97-68	4-5
D27 †	vs Princeton (3 OT)	L	66-71	4-6
D28 †	vs Rhode Island	L	68-87	4-7
D30	HOLY CROSS	W	96-82	5-7
J4	LOYOLA MARYMOUNT	W	78-65	6-7
J7	at Clemson (#18)	L	41-66	6-8
J11 *	TEXAS TECH	W	90-80	7-8 (1-0)
J14 *	at Texas	L	82-115	7-9 (1-1)
J17 *	at Rice	L	62-66	7-10 (1-2)
J21 *	HOUSTON	W	73-68	8-10 (2-2)
J24 %	at Siena	W	76-70	9-10
J28 *	at TCU	L	71-72	9-11 (2-3)
J31 *	at SMU	W	79-60	10-11 (3-3)
F4 *	BAYLOR	W	80-70	11-11 (4-3)
F7 *	at Texas Tech	L	53-79	11-12 (4-4)
F11 *	TEXAS	L	88-98	11-13 (4-5)
F15 *	RICE	L	69-75	11-14 (4-6)
F18 *	at Houston	L	80-86	11-15 (4-7)
F25 *	TCU	W	85-80	12-15 (5-7)
M1 *	SMU	W	67-64	13-15 (6-7)
M4 *	at Baylor	W	87-78	14-15 (7-7)

SWC Tournament (Reunion Arena, Dallas, TX)

M9	vs Rice	L	75-84	14-16
----	---------	---	-------	-------

- * - SWC Game
- ! - Maui Invitational, Lahaina, HI
- # - Bank IV Classic, Tulsa, OK
- † - UNO Christmas Classic, New Orleans, LA
- % - at Albany, NY



YEAR-BY-YEAR RESULTS

1995-96 • Coach Tony Barone

11-16 / 3-11 SWC (t-7th)

Home: 7-4 / Away: 2-10 / Neutral: 2-2

N28	UMBC	W	75-47	1-0
D1	# vs UW-Green Bay	L	49-60	1-1
D2	# vs Columbia	W	65-49	2-1
D6	NORTH TEXAS	W	68-50	3-1
D16	ST. MARY'S (CALIF.)	W	83-55	4-1
D18	at SW LOUISIANA	L	69-74	4-2
D20	at McNeese State	L	68-83	4-3
D28	† at Arizona (#9)	L	44-88	4-4
D30	† vs Pacific	W	77-72	5-4
J2	at Illinois-Chicago	W	79-62	6-4
J4	BETHUNE-COOKMAN	W	69-50	7-4
J6	at Georgia Southern	W	67-63	8-4
J10	* at Baylor	L	67-74	8-5 (0-1)
J13	* at Texas Tech	L	54-82	8-6 (0-2)
J16	* TEXAS	L	70-86	8-7 (0-3)
J20	* RICE	W	78-56	9-7 (1-3)
J24	* at Houston (OT)	L	67-78	9-8 (1-4)
J31	* at TCU	L	76-80	9-9 (1-5)
F3	* SMU	W	62-58	10-9 (2-5)
F5	* BAYLOR	W	67-64	11-9 (3-5)
F10	* TEXAS TECH (#13)	L	63-66	11-10 (3-6)
F14	* at Texas	L	50-69	11-11 (3-7)
F17	* at Rice	L	55-60	11-12 (3-8)
F21	* HOUSTON	L	75-79	11-13 (3-9)
F26	* TCU	L	89-91	11-14 (3-10)
M2	* at SMU	L	72-75	11-15 (3-11)

SWC Tournament (Reunion Arena, Dallas, TX)

M7	vs Texas Tech (#7)	L	57-85	11-16
----	--------------------	---	-------	-------

- * — SWC Game
- # — First Bank Classic, Milwaukee, WI
- † — Bank One Fiesta Bowl Classic, Tucson, AZ

1996-97 • Coach Tony Barone

9-18 / 3-13 Big 12 (t-10th)

Home: 7-6 / Away: 2-10 / Neutral: 0-2

N23	NORTH CAROLINA A&T	W	68-62	1-0
N26	at Colorado State	W	59-58	2-0
D1	ILLINOIS-CHICAGO	W	61-54	3-0
D5	at North Texas	L	78-84	3-1
D7	SE LOUISIANA	W	86-55	4-1
D10	GEORGIA SOUTHERN	W	83-38	5-1
D20	at UMKC (OT)	W	74-73	6-1
D22	CLEMSON (#8)	L	64-76	6-2
D27	† vs Princeton	L	38-46	6-3
D28	† vs Northern Iowa	L	70-82	6-4
J5	* OKLAHOMA	L	59-78	6-5 (0-1)
J8	* at Baylor	L	66-69	6-6 (0-2)
J11	* at Nebraska	L	72-74	6-7 (0-3)
J15	* TEXAS (#23) (OT)	L	76-86	6-8 (0-4)
J22	* at Kansas (#1)	L	60-89	6-9 (0-5)
J25	* KANSAS STATE	W	76-67	7-9 (1-5)
J28	* MISSOURI	W	61-57	8-9 (2-5)
F1	* IOWA STATE (#11)	L	57-71	8-10 (2-6)
F4	* at Oklahoma (OT)	L	59-62	8-11 (2-7)
F8	* at Colorado (#15)	L	64-77	8-12 (2-8)
F12	* TEXAS TECH (#21)	L	65-80	8-13 (2-9)
F15	* OKLAHOMA STATE	L	60-62	8-14 (2-10)
F19	* at Oklahoma State	L	55-72	8-15 (2-11)
F22	* BAYLOR	W	62-57	9-15 (3-11)
F25	* at Texas	L	57-68	9-16 (3-12)
M2	* at Texas Tech	L	66-77	9-17 (3-13)

Big 12 Tournament (Kemper Arena, Kansas City, MO)

M6	vs Oklahoma	L	58-67	9-18
----	-------------	---	-------	------

- * — Big 12 Game
- † — Sierra Medical Center SunClassic, El Paso, TX

1997-98 • Coach Tony Barone

7-20 / 1-15 Big 12 (12th)

Home: 7-8 / Away: 0-11 / Neutral: 0-1

N22	STEPHEN F. AUSTIN	W	86-73	1-0
N24	UMKC	W	102-61	2-0
N29	BETHUNE-COOKMAN	W	97-53	3-0
D1	SOUTHERN	W	80-67	4-0
D3	at Alabama	L	64-81	4-1
D8	SAM HOUSTON STATE	W	91-68	5-1
D10	COLORADO STATE (OT)	L	82-86	5-2
D19	at Arizona State	L	81-83	5-3
D21	MARYLAND-EASTERN SHORE	W	105-60	6-3
D30	at Washington State	L	66-75	6-4
J3	* OKLAHOMA STATE	L	65-100	6-5 (0-1)
J7	* at Baylor	L	64-73	6-6 (0-2)
J10	* OKLAHOMA	L	66-76	6-7 (0-3)
J14	* KANSAS (#3)	L	65-83	6-8 (0-4)
J17	* at Iowa State	L	59-68	6-9 (0-5)
J24	* at Oklahoma State	L	62-94	6-10 (0-6)
J28	* COLORADO	L	67-68	6-11 (0-7)
J31	* at Oklahoma	L	71-80	6-12 (0-8)
F2	* TEXAS	L	80-81	6-13 (0-9)
F7	* at Texas Tech	L	75-102	6-14 (0-10)
F11	* NEBRASKA	L	58-75	6-15 (0-11)
F14	* at Missouri	L	60-73	6-16 (0-12)
F18	* at Texas	L	74-87	6-17 (0-13)
F21	* TEXAS TECH	L	83-86	6-18 (0-14)
F25	* at Kansas State	L	80-95	6-19 (0-15)
F28	* BAYLOR	W	80-75	7-19 (1-15)

Big 12 Tournament (Kemper Arena, Kansas City, MO)

M8	vs Baylor	L	63-66	7-20
----	-----------	---	-------	------

- * — Big 12 Game

MELVIN WATKINS (1998-04)

1998-99 • Coach Melvin Watkins

12-15 / 5-11 Big 12 (t-10th)

Home: 9-5 / Away: 3-8 / Neutral: 0-1

N13	NORTH TEXAS	W	80-59	1-0
N19	at Stephen F. Austin	W	67-55	2-0
N23	CENTENARY	W	76-67	3-0
N28	at Oral Roberts (OT)	L	86-89	3-1
D1	ALABAMA	W	65-58	4-1
D3	at Sam Houston State	W	73-70	5-1
D6	LAMAR	W	77-69	6-1
D9	TULANE	W	69-63	7-1
D19	ARIZONA STATE (30T)	L	91-96	7-2
D28	at Southern	L	68-92	7-3
J2	* at Kansas (#14)	L	57-95	7-4 (0-1)
J6	* OKLAHOMA STATE (#22)	L	59-64	7-5 (0-2)
J9	* MISSOURI	L	91-96	7-6 (0-3)
J13	* at Texas Tech	L	68-82	7-7 (0-4)
J16	* IOWA STATE	L	43-64	7-8 (0-5)
J23	* at Baylor	W	57-56	8-8 (1-5)
J27	* TEXAS TECH	W	68-47	9-8 (2-5)
J30	* at Oklahoma State	L	61-66	9-9 (2-6)
F3	* at Texas	L	59-71	9-10 (2-7)
F6	* BAYLOR	W	69-58	10-10 (3-7)
F10	* KANSAS STATE	W	79-74	11-10 (4-7)
F13	* at Oklahoma	L	75-102	11-11 (4-8)
F17	* at Colorado	L	61-71	11-12 (4-9)
F20	* TEXAS	L	54-63	11-13 (4-10)
F24	* OKLAHOMA	W	74-72	12-13 (5-10)
F27	* at Nebraska	L	68-87	12-14 (5-11)

Big 12 Tournament (Kemper Arena, Kansas City, MO)

M4	vs Kansas State	L	76-87	12-15
----	-----------------	---	-------	-------

* — Big 12 Game

1999-00 • Coach Melvin Watkins

8-20 / 4-12 Big 12 (t-8th)

Home: 5-7 / Away: 1-13 / Neutral: 2-0

N27	NORTH CAROLINA A&T	L	77-94	0-1
N29	at North Texas	L	88-91	0-2
D1	STEPHEN F. AUSTIN	W	70-65	1-2
D5	VCU	W	75-59	2-2
D8	at Tulane (OT)	L	60-64	2-3
D11	# vs Rice	W	56-53	3-3
D18	at Lamar (OT)	L	69-76	3-4
D21	at Dayton	L	68-81	3-5
D29	† at Santa Clara	L	48-60	3-6
D30	† vs LaSalle	W	70-69	4-6
J5	CENTENARY	L	60-63	4-7
J8	* at Oklahoma (#19)	L	53-78	4-8 (0-1)
J12	* TEXAS (#15)	L	51-78	4-9 (0-2)
J15	* at Texas Tech	W	88-86	5-9 (1-2)
J17	* KANSAS (#7)	L	57-78	5-10 (1-3)
J22	* OKLAHOMA STATE (#12)	W	64-59	6-10 (2-3)
J26	* at Iowa State	L	58-65	6-11 (2-4)
J29	* at Missouri	L	62-93	6-12 (2-5)
F2	* BAYLOR	L	75-81	6-13 (2-6)
F5	* at Oklahoma State (#13)	L	55-87	6-14 (2-7)
F12	* COLORADO	W	74-69	7-14 (3-7)
F16	* at Baylor	L	54-63	7-15 (3-8)
F19	* TEXAS TECH	L	64-76	7-16 (3-9)
F23	* at Kansas State	L	76-81	7-17 (3-10)
F26	* at Texas (#14)	L	58-85	7-18 (3-11)
M1	* OKLAHOMA (#20)	L	59-77	7-19 (3-12)
M4	* NEBRASKA (OT)	W	83-76	8-19 (4-12)

Big 12 Tournament (Kemper Arena, Kansas City, MO)

M9	vs Colorado	L	53-79	8-20
----	-------------	---	-------	------

* — Big 12 Game
 # — Houston Charity Classic, Compaq Center, Houston, TX
 † — Cable Car Classic, Santa Clara, CA

2000-01 • Coach Melvin Watkins

10-20 / 3-13 Big 12 (t-11th)

Home: 7-7 / Away: 1-10 / Neutral: 2-3

N18	at George Washington	L	74-94	0-1
N20	NORTH TEXAS	W	77-74	1-1
N26	BIRMINGHAM SOUTHERN	L	54-74	1-2
N29	MORRIS BROWN	W	79-46	2-2
D2	at VCU (OT)	L	106-107	2-3
D5	LAMAR	W	83-60	3-3
D9	# vs North Carolina (#14)	L	60-82	3-4
D22	at Long Beach State	L	76-83	3-5
D27	† vs St. Louis	L	60-72	3-6
D29	† vs Manhattan	W	72-64	4-6
D30	† vs Detroit Mercy (OT)	W	81-72	5-6
J4	CENTENARY	W	77-67	6-6
J6	* KANSAS STATE	L	48-53	6-7 (0-1)
J9	* at Oklahoma (#19)	L	65-78	6-8 (0-2)
J13	* at Colorado	L	58-88	6-9 (0-3)
J17	* TEXAS (#24)	L	58-76	6-10 (0-4)
J20	* at Kansas (#5)	L	70-100	6-11 (0-5)
J24	* at Oklahoma State	L	64-76	6-12 (0-6)
J28	* IOWA STATE (#17)	L	53-72	6-13 (0-7)
J30	* at Texas (#24)	L	61-81	6-14 (0-8)
F3	* OKLAHOMA (#21)	L	63-72	6-15 (0-9)
F6	* BAYLOR	W	73-69	7-15 (1-9)
F10	* at Texas Tech	W	72-70	8-15 (2-9)
F14	TEXAS PAN-AMERICAN	W	81-78	9-15
F17	* MISSOURI	L	90-97	9-16 (2-10)
F21	* OKLAHOMA STATE	L	76-82	9-17 (2-11)
F24	* TEXAS TECH	W	62-52	10-17 (3-11)
F28	* at Nebraska	L	69-97	10-18 (3-12)
M3	* at Baylor	L	59-85	10-19 (3-13)

Big 12 Tournament (Kemper Arena, Kansas City, MO)

M8	vs Missouri	L	62-77	10-20
----	-------------	---	-------	-------

* — Big 12 Game
 # — Houston Charity Classic, Compaq Center, Houston, TX
 † — Outriggers Hotel Rainbow Classic, Honolulu, HI



YEAR-BY-YEAR RESULTS

2001-02 • Coach Melvin Watkins

9-22 / 3-12 Big 12 (12th)

Home: 5-9 / Away: 3-9 / Neutral: 1-4

N19	GEORGE WASHINGTON	W	87-63	1-0
N24	at Lamar	W	77-74	2-0
N26	TEXAS A&M-KINGSVILLE	W	91-70	3-0
N30	LONG BEACH STATE	W	71-56	4-0
D2	LOYOLA MARYMOUNT	L	78-80	4-1
D5	SE LOUISIANA	W	55-54	5-1
D8	MIAMI (FLA.)	L	55-64	5-2
D14	# vs Tulsa	L	56-90	5-3
D17	† at SW Missouri State	L	65-76	5-4
D20	† vs Illinois-Chicago	L	82-86	5-5
D21	† vs Purdue	W	71-64	6-5
D22	† vs ULM	L	61-76	6-6
D30	at North Carolina	L	62-96	6-7
J3	at Centenary	L	63-73	6-8
J5	* at Oklahoma (#10)	L	63-89	6-9 (0-1)
J9	* TEXAS TECH	L	70-72	6-10 (0-2)
J16	* at Missouri (#18)	L	50-74	6-11 (0-3)
J19	* BAYLOR	W	63-60	7-11 (1-3)
J23	* at Texas (#24)	W	80-74	8-11 (2-3)
J26	* KANSAS (#2)	L	74-86	8-12 (2-4)
J29	* at Iowa State	W	52-50	9-12 (3-4)
F3	* at Baylor	L	45-97	9-13 (3-5)
F6	* TEXAS	L	52-66	9-14 (3-6)
F9	* OKLAHOMA (#4)	L	64-68	9-15 (3-7)
F12	* at Kansas State	L	38-69	9-16 (3-8)
F16	* OKLAHOMA STATE (#15)	L	66-71	9-17 (3-9)
F20	* NEBRASKA	L	72-82	9-18 (3-10)
F23	* at Texas Tech	L	53-74	9-19 (3-11)
F26	* COLORADO	L	77-92	9-20 (3-12)
M2	* at Oklahoma State (#12)	L	51-66	9-21 (3-13)

Big 12 Tournament (Kemper Arena, Kansas City, MO)

M7 vs Texas Tech L 71-80 9-22

- * — Big 12 Game
- # — Houston Charity Classic, Compaq Center, Houston, TX
- † — Las Vegas Classic, Las Vegas, NV

2002-03 • Coach Melvin Watkins

14-14 / 6-10 Big 12 (t-7th)

Home: 10-4 / Away: 2-8 / Neutral: 2-2

N24	TEXAS SOUTHERN	W	70-55	1-0
N26	at Miami (Fla.)	L	72-78	1-1
N30	# vs LSU	W	79-77	2-1
D2	OAKLAND	W	71-65	3-1
D4	TENNESSEE	W	83-66	4-1
D7	at Prairie View A&M (2 OT)	W	83-78	5-1
D15	UTSA	L	75-80	5-2
D22	ULM	W	107-66	6-2
D27	† vs Princeton	L	62-76	6-3
D28	† vs Mississippi Valley St.	W	65-56	7-3
J2	CENTENARY	W	90-66	8-3
J11	* OKLAHOMA STATE	L	76-93	8-4 (0-1)
J15	* at Nebraska	W	53-52	9-4 (1-1)
J18	* at Texas (#4)	L	61-89	9-5 (1-2)
J25	* KANSAS STATE	W	79-66	10-5 (2-2)
J28	* at Oklahoma (#6)	L	68-75	10-6 (2-3)
F1	* TEXAS TECH	W	64-59	11-6 (3-3)
F4	* at Baylor	L	69-77	11-7 (3-4)
F8	* TEXAS (#3)	L	87-95	11-8 (3-5)
F12	* MISSOURI (#21)	W	73-71	12-8 (4-5)
F15	* at Colorado	L	83-98	12-9 (4-6)
F19	* IOWA STATE	W	66-54	13-9 (5-6)
F22	* at Texas Tech	L	69-70	13-10 (5-7)
F26	* at Kansas (#7)	L	45-85	13-11 (5-8)
M1	* OKLAHOMA (#3)	L	64-69	13-12 (5-9)
M5	* BAYLOR	W	79-60	14-12 (6-9)
M8	* at Oklahoma State	L	52-77	14-13 (6-10)

Big 12 Tournament (American Airlines Center, Dallas, TX)

M13 vs Iowa State L 70-97 14-14

- * — Big 12 Game
- # — Space City Hoops Classic, Houston, TX
- † — Cable Car Classic, Santa Clara, CA

2003-04 • Coach Melvin Watkins

7-21 / 0-16 Big 12 (12th)

Home: 6-9 / Away: 2-11 / Neutral: 0-1

N24	ARKANSAS-PINE BLUFF	W	82-53	1-0
N26	ALABAMA A&M	W	100-65	2-0
N29	PRAIRIE VIEW A&M	W	88-79	3-0
D2	at Tennessee	L	84-108	3-1
D6	at Oakland	L	58-90	3-2
D13	A&M-CORPUS CHRISTI	L	80-82	3-3
D18	† at UTSA	W	62-49	4-3
D21	GRAMBLING (2OT)	W	103-101	5-3
D27	at Houston (OT)	L	61-70	5-4
J3	at ULM	W	75-67	6-4
J6	LONG ISLAND	W	89-63	7-4
J10	* at Missouri	L	77-82	7-5 (0-1)
J17	* KANSAS (#12)	L	65-71	7-6 (0-2)
J21	* at Kansas State	L	61-70	7-7 (0-3)
J24	* TEXAS TECH (#18)	L	78-80	7-8 (0-4)
J28	* at Iowa State	L	82-91	7-9 (0-5)
J31	* TEXAS (#16)	L	59-69	7-10 (0-6)
F3	* OKLAHOMA STATE (#13)	L	79-91	7-11 (0-7)
F7	* at Baylor	L	64-72	7-12 (0-8)
F11	* NEBRASKA	L	77-83	7-13 (0-9)
F14	* OKLAHOMA	L	72-78	7-14 (0-10)
F18	* at Texas (#11)	L	57-77	7-15 (0-11)
F21	* at Texas Tech (#22)	L	60-76	7-16 (0-12)
F25	* BAYLOR (OT)	L	61-67	7-17 (0-13)
F28	* COLORADO	L	70-76	7-18 (0-14)
M3	* at Oklahoma	L	60-86	7-19 (0-15)
M6	* at Oklahoma State (#7)	L	41-70	7-20 (0-16)

Big 12 Tournament (American Airlines Center, Dallas, TX)

M11 vs Missouri L 68-74 7-21

- * — Big 12 Game
- † — at Alamodome, San Antonio, TX

BILLY GILLISPIE (2004-07)

2004-05 • Coach Billy Gillispie

21-10 / 8-8 Big 12 (7th)
Home: 17-3 / Away: 4-6 / Neutral: 0-1

NIT

N19	NORTH CAROLINA A&T	W	89-56	1-0
N23	TRINITY	W	67-48	2-0
N27	TEXAS-PERMIAN BASIN	W	98-36	3-0
D1	OAKLAND	W	81-63	4-0
D4	PRAIRIE VIEW A&M	W	82-40	5-0
D11	ALABAMA A&M	W	71-68	6-0
D15	ULM	W	78-36	7-0
D19	CHICAGO STATE	W	90-70	8-0
D22	GRAMBLING	W	97-66	9-0
D29	HOUSTON	W	93-80	10-0
J2	at Penn State	W	62-60	11-0
J5	* at Kansas (#2)	L	60-65	11-1 (0-1)
J12	* TEXAS (#9)	W	74-63	12-1 (1-1)
J15	* at Texas Tech	L	56-70	12-2 (1-2)
J18	* OKLAHOMA (#18)	L	54-70	12-3 (1-3)
J22	* KANSAS STATE	W	65-51	13-3 (2-3)
J26	* at Nebraska	L	67-77	13-4 (2-4)
J29	* BAYLOR	W	74-62	14-4 (3-4)
F2	* at Oklahoma (#14)	L	65-69	14-5 (3-5)
F5	* MISSOURI	W	91-63	15-5 (4-5)
F12	* OKLAHOMA STATE (#10)	L	59-66	15-6 (4-6)
F16	* at Texas	L	40-75	15-7 (4-7)
F19	* at Colorado	W	92-77	16-7 (5-7)
F22	* IOWA STATE	W	75-59	17-7 (6-7)
F26	* TEXAS TECH (#25)	W	85-63	18-7 (7-7)
M2	* at Oklahoma State (#8)	L	63-69	18-8 (7-8)
M5	* at Baylor	W	84-76	19-8 (8-8)

Big 12 Tournament (Kemper Arena, Kansas City, MO)

M10	vs Kansas State	L	62-68	19-9
-----	-----------------	---	-------	------

Postseason NIT

M16	CLEMSON	W	82-74	20-9
M19	at DePaul	W	75-72	21-9
M23	ST. JOSEPH'S	L	51-58	21-10

* - Big 12 Game

2005-06 • Coach Billy Gillispie

22-9 / 10-6 Big 12 (4th)
Home: 16-2 / Away: 4-5 / Neutral: 2-2

NCAA Second Round

N20	SOUTHERN	W	88-44	1-0
N22	MISSISSIPPI VALLEY STATE	W	84-53	2-0
N26	TULANE	W	83-57	3-0
D3	PENN STATE	W	60-55	4-0
D6	NORTH TEXAS	W	72-70	5-0
D10	GRAMBLING STATE	W	101-71	6-0
D17	SAVANNAH STATE	W	67-34	7-0
D22	AUBURN	W	72-67	8-0
D27	TEXAS SOUTHERN	W	81-56	9-0
D31	NORTHWESTERN STATE	W	73-61	10-0
J3	at Pacific	L	56-63	10-1
J7	* TEXAS TECH	W	63-55	11-1 (1-0)
J11	* at Oklahoma State	L	77-79	11-2 (1-1)
J14	* OKLAHOMA (#22)	L	44-45	11-3 (1-2)
J18	* at Kansas State	L	54-58	11-4 (1-3)
J21	* at Iowa State (OT)	W	86-81	12-4 (2-3)
J25	* KANSAS	L	73-83	12-5 (2-4)
J28	* BAYLOR	W	72-70	13-5 (3-4)
F1	* at Oklahoma (#18)	L	63-71	13-6 (3-5)
F4	* at Texas (#7)	L	70-83	13-7 (3-6)
F8	* COLORADO (#25)	W	61-58	14-7 (4-6)
F11	* OKLAHOMA STATE	W	46-44	15-7 (5-6)
F18	* at Baylor	W	64-60	16-7 (6-6)
F21	* at Missouri	W	54-51	17-7 (7-6)
F25	* NEBRASKA	W	66-55	18-7 (8-6)
M1	* TEXAS (#6)	W	46-43	19-7 (8-6)
M4	* at Texas Tech	W	75-59	20-7 (10-6)

Big 12 Tournament (American Airlines Center, Dallas, TX)

M10	vs Colorado	W	86-53	21-7
M11	vs Texas (#8)	L	70-74	21-8

NCAA 1st/2nd Rounds (Jacksonville Veterans Memorial Arena, Jacksonville, FL)

M16	vs Syracuse (#21)	W	66-58	22-8
M18	vs LSU (#18)	L	57-58	22-9

* - Big 12 Game

2006-07 • Coach Billy Gillispie

27-7 / 13-3 Big 12 (2nd)
Home: 18-1 / Away: 7-3 / Neutral: 2-3

NCAA Sweet 16

N10	PRAIRIE VIEW A&M	W	81-49	1-0
N17	§ LAMAR	W	94-60	2-0
N18	§ LOUISIANA TECH	W	75-59	3-0
N19	§ SAINT LOUIS	W	69-33	4-0
N25	IDAHO STATE	W	74-44	5-0
N27	ARKANSAS-LITTLE ROCK	W	75-35	6-0
D2	PACIFIC	W	74-62	7-0
D5	at LSU (#9)	L	52-64	7-1
D9	† vs UCLA (#1)	L	62-65	7-2
D12	FORDHAM	W	84-61	8-2
D16	JACKSONVILLE	W	97-58	9-2
D22	at Auburn	W	87-58	10-2
D28	GRAMBLING STATE	W	101-27	11-2
J2	WINTHROP	W	71-51	12-2
J6	* KANSAS STATE	W	69-65	13-2 (1-0)
J9	* at Baylor	W	61-51	14-2 (2-0)
J13	* at Colorado	W	87-69	15-2 (3-0)
J20	* OKLAHOMA STATE (#12)	W	67-49	16-2 (4-0)
J24	* at Texas Tech	L	68-70	16-3 (4-1)
J27	* OKLAHOMA	W	70-61	17-3 (5-1)
J31	* IOWA STATE	W	73-49	18-3 (6-1)
F3	* at Kansas (#6)	W	69-66	19-3 (7-1)
F5	* TEXAS (#25)	W	100-82	20-3 (8-1)
F10	* at Nebraska	W	66-55	21-3 (9-1)
F13	* TEXAS TECH	L	75-77	21-4 (9-2)
F17	* at Oklahoma	W	56-49	22-4 (10-2)
F21	* at Oklahoma State	W	66-46	23-4 (11-2)
F24	* BAYLOR	W	97-87	24-4 (12-2)
F28	* at Texas (#15) (2OT)	L	96-98	24-5 (12-3)
M3	* MISSOURI	W	94-78	25-5 (13-3)

Big 12 Championship (Ford Center, Oklahoma City, OK)

M9	vs Oklahoma State	L	56-57	25-6
----	-------------------	---	-------	------

NCAA 1st/2nd Rounds (Rupp Arena, Lexington, KY)

M15	vs Penn	W	68-52	26-6
M17	vs Louisville (#16)	W	72-69	27-6

NCAA Midwest Regional (Alamodome, San Antonio, TX)

M22	vs Memphis (#5)	L	64-65	27-7
-----	-----------------	---	-------	------

* - Big 12 Game
§ - Shelby Metcalf Classic
† - John R. Wooden Classic, Anaheim, CA (Honda Center)



YEAR-BY-YEAR RESULTS

MARK TURGEON (2007-11)

2007-08 • Coach Mark Turgeon

25-11 / 8-8 Big 12 (6th)

Home: 16-4 / Away: 4-5 / Neutral: 5-2

NCAA Second Round

N9	McNEESE STATE	W	73-50	1-0
N13	# ORAL ROBERTS	W	67-53	2-0
N14	# UTEP	W	81-76	3-0
N17	OUACHITA BAPTIST	W	85-59	4-0
N21	\$ vs Washington	W	77-63	5-0
N23	\$ vs Ohio State	W	70-47	6-0
N28	ALABAMA	W	76-63	7-0
D2	† at Arizona	L	67-78	7-1
D8	TEXAS STATE	W	109-73	8-1
D16	ARKANSAS-PINE BLUFF	W	64-37	9-1
D19	DETROIT	W	79-39	10-1
D22	UC IRVINE	W	88-66	11-1
D29	FLORIDA A&M	W	83-54	12-1
D31	RICE	W	68-41	13-1
J5	LSU	W	79-53	14-1
J12	* COLORADO	W	86-69	15-1 (1-0)
J16	* at Texas Tech	L	53-68	15-2 (1-1)
J18	* at Kansas State	L	54-75	15-3 (1-2)
J23	* BAYLOR (#25) (5 OT)	L	110-116	15-4 (1-3)
J26	* at Oklahoma State	W	59-56	16-4 (2-3)
J30	* TEXAS (#10)	W	80-63	17-4 (3-3)
F2	* OKLAHOMA	W	60-52	18-4 (4-3)
F5	* at Iowa State	W	69-51	19-4 (5-3)
F9	* at Missouri	W	77-69	20-4 (6-3)
F16	* OKLAHOMA STATE	L	54-59	20-5 (6-4)
F18	* at Texas (#7)	L	50-77	20-6 (6-5)
F23	* NEBRASKA	L	59-65	20-7 (6-6)
F27	* TEXAS TECH	W	98-54	21-7 (7-6)
M1	* at Oklahoma	L	37-64	21-8 (7-7)
M5	* at Baylor	W	71-57	22-8 (8-7)
M8	* KANSAS (#5)	L	55-72	22-9 (8-8)

Big 12 Championship (Sprint Center, Kansas City, MO)

M13	vs Iowa State	W	60-47	23-9
M14	vs Kansas State	W	63-60	24-9
M15	vs Kansas (#5)	L	71-77	24-10

NCAA 1st/2nd Rounds (Honda Center, Anaheim, CA)

M20	vs BYU (#23)	W	67-62	25-10
M22	vs UCLA (#2)	L	49-51	25-11

- * - Big 12 Game
- # - NIT Season Tip-Off, College Station
- \$ - NIT Season Tip-Off, New York City (Madison Square Garden)
- † - Big 12/Pac-10 Hardwood Series

2008-09 • Coach Mark Turgeon

24-10 / 9-7 Big 12 (t-4th)

Home: 16-2 / Away: 5-5 / Neutral: 3-3

NCAA Second Round

N16	ARKANSAS-PINE BLUFF	W	76-47	1-0
N18	SFA	W	55-48	2-0
N21	\$ JACKSON STATE	W	96-78	3-0
N25	\$ UNC WILMINGTON	W	84-65	4-0
N28	# vs Tulsa	L	56-67	4-1
N29	# vs Kent State	W	77-71	5-1
D5	† ARIZONA	W	67-66	6-1
D13	at Alabama (OT)	W	86-78	7-1
D15	FLORIDA A&M	W	67-57	8-1
D17	SMU	W	66-56	9-1
D20	! vs LSU	W	72-61	10-1
D28	SAM HOUSTON STATE	W	60-50	11-1
D31	at Rice	W	72-60	12-1
J3	McNEESE STATE	W	57-52	13-1
J5	NORTH DAKOTA	W	76-62	14-1
J10	* at Oklahoma State	L	61-72	14-2 (0-1)
J14	* BAYLOR (#21)	W	84-73	15-2 (1-1)
J17	* OKLAHOMA (#5)	L	63-69	15-3 (1-2)
J19	* at Kansas	L	53-73	15-4 (1-3)
J24	* at Texas (#14)	L	58-67	15-5 (1-4)
J28	* TEXAS TECH	W	79-70	16-5 (2-4)
J31	* OKLAHOMA STATE	W	76-64	17-5 (3-4)
F4	* at Oklahoma (#2)	L	71-77	17-6 (3-5)
F7	* KANSAS STATE	L	60-65	17-7 (3-6)
F14	* at Baylor	L	68-72	17-8 (3-7)
F16	* TEXAS	W	81-66	18-8 (4-7)
F21	* at Texas Tech	W	79-73	19-8 (5-7)
F24	* at Nebraska	W	57-55	20-8 (6-7)
F28	* IOWA STATE	W	87-69	21-8 (7-7)
M4	* at Colorado	W	72-66	22-8 (8-7)
M7	* MISSOURI (#12)	W	96-86	23-8 (9-7)

Big 12 Championship (Ford Center, Oklahoma City, OK)

M11	vs Texas Tech	L	83-88	23-9
-----	---------------	---	-------	------

NCAA 1st/2nd Rounds (Wachovia Center, Philadelphia, PA)

M19	vs BYU	W	79-66	24-9
M21	vs Connecticut (#5)	L	66-92	24-10

- * - Big 12 Game
- \$ - South Padre Island Invite, College Station
- # - South Padre Island Invite, South Padre Island, TX (SPI Convention Center)
- † - Big 12/Pac-10 Hardwood Series
- ! - at Houston, TX (Toyota Center)

2009-10 • Coach Mark Turgeon

24-10 / 11-5 Big 12 (t-2nd)

Home: 15-1 / Away: 5-5 / Neutral: 4-4

NCAA Second Round

N13	ANGELO STATE	W	88-69	1-0
N16	at SMU	W	80-68	2-0
N20	SAMFORD	W	68-49	3-0
N26	\$ vs Clemson (#19)	W	69-60	4-0
N27	\$ vs West Virginia (#8)	L	66-73	4-1
N29	\$ vs Minnesota (#16)	W	66-65	5-1
D2	PRAIRIE VIEW A&M	W	84-59	6-1
D4	AKRON	W	74-62	7-1
D7	NORTH TEXAS	W	75-65	8-1
D12	! vs New Mexico	L	81-84	8-2
D19	THE CITADEL	W	71-50	9-2
D22	† at Washington (#19)	L	64-73	9-3
J2	NORTHWESTERN STATE	W	89-63	10-3
J5	NORTH DAKOTA	W	82-41	11-3
J9	* NEBRASKA	W	64-53	12-3 (1-0)
J12	* at Kansas State (#12)	L	65-88	12-4 (1-1)
J16	* at Texas (#1) (OT)	L	67-72	12-5 (1-2)
J19	* OKLAHOMA	W	65-62	13-5 (2-2)
J23	* COLORADO	W	67-63	14-5 (3-2)
J27	* at Oklahoma State	L	69-76	14-6 (3-3)
J30	* TEXAS TECH	W	85-70	15-6 (4-3)
F3	* at Missouri	W	77-74	16-6 (5-3)
F6	* BAYLOR (#20)	W	78-71	17-6 (6-3)
F13	* at Texas Tech	W	67-65	18-6 (7-3)
F15	* KANSAS (#1)	L	54-59	18-7 (7-4)
F20	* at Iowa State	W	60-56	19-7 (8-4)
F24	* at Baylor (#24)	L	66-70	19-8 (8-5)
F27	* TEXAS (#21)	W	74-58	20-8 (9-5)
M3	* OKLAHOMA STATE	W	76-61	21-8 (10-5)
M6	* at Oklahoma	W	69-54	22-8 (11-5)

Big 12 Championship (Sprint Center, Kansas City, MO)

M11	vs Nebraska	W	70-64	23-8
M12	vs Kansas (#1)	L	66-79	23-9

NCAA 1st/2nd Rounds (Spokane Arena, Spokane, WA)

M19	vs Utah State	W	69-53	24-9
M21	vs Purdue (#10) (OT)	L	61-63	24-10

- * - Big 12 Game
- \$ - 76 Classic, Anaheim, CA
- † - Big 12/Pac-10 Hardwood Series
- ! - at Toyota Center, Houston, TX

2010-11 • Coach Mark Turgeon

24-9 / 10-6 Big 12 (t-3rd)
Home: 15-2 / Away: 5-4 / Neutral: 4-3

NCAA Tournament

N12	ALCORN STATE	W	88-56	1-0
N15	at A&M-Corpus Christi	W	86-65	2-0
N19	TEXAS A&M INTERNATIONAL	W	77-46	3-0
N25	\$ vs Boston College	L	65-67	3-1
N26	\$ vs Manhattan	W	74-45	4-1
N28	\$ vs Temple (#20)	W	54-51	5-1
D2	SFA	W	62-53	6-1
D4	PACIFIC	W	79-59	7-1
D8	PRAIRIE VIEW A&M	W	87-63	8-1
D11	† WASHINGTON (#21)	W	63-62	9-1
D18	! vs Arkansas (OT)	W	71-62	10-1
D21	WAGNER	W	86-51	11-1
D31	McNEESE STATE	W	66-57	12-1
J3	NICHOLLS STATE	W	66-55	13-1
J8	* at Oklahoma	W	69-51	14-1 (1-0)
J12	* OKLAHOMA STATE	W	71-48	15-1 (2-0)
J15	* MISSOURI (#12) (OT)	W	91-89	16-1 (3-0)
J19	* at Texas (#10)	L	60-81	16-2 (3-1)
J22	* KANSAS STATE (#24)	W	64-56	17-2 (4-1)
J29	* at Nebraska	L	48-57	17-3 (4-2)
J31	* TEXAS (#3)	L	49-69	17-4 (4-3)
F5	* BAYLOR (OT)	L	74-76	17-5 (4-4)
F9	* at Colorado (OT)	W	73-70	18-5 (5-4)
F12	* at Texas Tech	W	70-67	19-5 (6-4)
F16	* IOWA STATE	W	71-66	20-5 (7-4)
F19	* at Oklahoma State	W	67-66	21-5 (8-4)
F23	* OKLAHOMA	W	61-47	22-5 (9-4)
F26	* at Baylor	L	51-58	22-6 (9-5)
M2	* at Kansas (#2)	L	51-64	22-7 (9-6)
M5	* TEXAS TECH	W	66-54	23-7 (10-6)

Big 12 Championship (Sprint Center, Kansas City, MO)

M10	vs Missouri	W	86-71	24-7
M11	vs Texas (#10)	L	58-70	24-8

NCAA 2nd/3rd Rounds (United Center, Chicago, IL)

M18	vs Florida State	L	50-57	24-9
-----	------------------	---	-------	------

- * — Big 12 Game
- \$ — Old Spice Classic, Lake Buena Vista, FL (HP Field House)
- † — Big 12/Pac-10 Hardwood Series
- ! — at Dallas, TX (American Airlines Center)

BILLY KENNEDY (2011-19)

2011-12 • Coach Billy Kennedy

14-18 / 4-14 Big 12 (9th)
Home: 11-7 / Away: 1-8 / Neutral: 2-3

N9	# LIBERTY	W	81-59	1-0
N13	SOUTHERN	W	83-58	2-0
N17	\$ vs Mississippi State	L	60-69	2-1
N18	\$ vs St. John's	W	58-57	3-1
N26	A&M-CORPUS CHRISTI	W	56-43	4-1
N30	ALCORN STATE	W	56-44	5-1
D3	SFA	W	55-42	6-1
D7	SAM HOUSTON STATE	W	64-37	7-1
D10	ULM	W	67-54	8-1
D17	! vs (#13) Florida	L	64-84	8-2
D22	RICE	L	58-65	8-3
D29	ARKANSAS TECH	W	76-58	9-3
J2	* at (#4) Baylor	L	52-61	9-4 (0-1)
J7	* IOWA STATE	L	50-74	9-5 (0-2)
J11	* at Texas	L	51-61	9-6 (0-3)
J14	* TEXAS TECH	W	67-54	10-6 (1-3)
J16	* at (#5) Missouri	L	51-70	10-7 (1-4)
J21	* OKLAHOMA (OT)	W	81-75	11-7 (2-4)
J23	* at (#5) Kansas	L	54-64	11-8 (2-5)
J28	* OKLAHOMA STATE	W	76-61	12-8 (3-5)
F1	* (#6) BAYLOR	L	60-63	12-9 (3-6)
F4	* at Kansas State	L	53-64	12-10 (3-7)
F6	* TEXAS	L	68-70	12-11 (3-8)
F11	* at Iowa State	L	46-69	12-12 (3-9)
F14	* at Texas Tech	W	47-38	13-12 (4-9)
F18	* (#3) MISSOURI	L	62-71	13-13 (4-10)
F22	* (#4) KANSAS	L	58-66	13-14 (4-11)
F25	* at Oklahoma State	L	42-60	13-15 (4-12)
F28	* KANSAS STATE	L	70-76	13-16 (4-13)
M3	* at Oklahoma	L	62-65	13-17 (4-14)

Big 12 Championship (Sprint Center, Kansas City, MO)

M7	vs Oklahoma	W	62-53	14-17
M8	vs (#3) Kansas	L	66-83	14-18

- * — Big 12 Game
- # — 2K Sports Classic (regional rounds), Reed Arena
- \$ — 2K Sports Classic, New York, NY (Madison Square Garden)
- ! — Orange Bowl Classic, Sunrise, FL (BankAtlantic Center)

2012-13 • Coach Billy Kennedy

18-15 / 7-11 SEC (11th)
Home: 12-6 / Away: 4-6 / Neutral: 2-3

N9	# LOUISIANA TECH	W	71-59	1-0
N12	# TROY	W	83-65	2-0
N15	PRAIRIE VIEW A&M	W	81-59	3-0
N19	\$ vs Saint Louis	L	49-70	3-1
N20	\$ vs Washington State	W	55-54	4-1
N26	NORTHWESTERN ST	W	78-65	5-1
D1	at Houston	W	70-58	6-1
D5	SFA	W	62-54	7-1
D15	! Oklahoma	L	54-64	7-2
D18	TEXAS A&M-CORPUS CHRISTI	W	66-54	8-2
D22	SOUTHERN	L	51-53	8-3
D29	ARMY	W	61-55	9-3
J3	HOUSTON BAPTIST	W	67-59	10-3
J9	* ARKANSAS	W	69-51	11-3 (1-0)
J12	* Kentucky	W	83-71	12-3 (2-0)
J17	* (#9) FLORIDA	L	47-68	12-4 (2-1)
J19	* Alabma	L	49-50	12-5 (2-2)
J23	* LSU	L	54-58	12-6 (2-3)
J26	* GEORGIA	L	52-59	12-7 (2-4)
J30	* at Mississippi State (OT)	W	55-49	13-7 (3-4)
F2	* KENTUCKY	L	68-72	13-8 (3-5)
F7	* (#20) MISSOURI	W	70-68	14-8 (4-5)
F9	* at Georgia	L	46-52	14-9 (4-6)
F13	* Ole Miss	W	69-67	15-9 (5-6)
F16	* at Vanderbilt	L	56-63	15-10 (5-7)
F20	* at Auburn	W	65-56	16-10 (6-7)
F23	* TENNESSEE (4OT)	L	85-93	16-11 (6-8)
F27	* at Ole Miss	L	73-82	16-12 (6-9)
M2	* SOUTH CAROLINA	W	74-56	17-12 (7-9)
M6	* LSU	L	57-68	17-13 (7-10)
M9	* at Arkansas	L	62-73	17-14 (7-11)

SEC Tournament (Bridgestone Arena, Nashville, TN)

M13	vs. Auburn	W	71-62	18-14
M14	Missouri	L	50-62	18-15

- * — SEC Game
- # — CBE Classic (regional rounds), Reed Arena
- \$ — CBE Classic, Kansas City, MO (Sprint Center)
- ! — All-College Classic, Oklahoma City, OK (Chesapeake Energy Arena)



YEAR-BY-YEAR RESULTS



2013-14 • Coach Billy Kennedy

18-16 / 8-10 SEC (9th)

Home: 17-3 / Away: 1-9 / Neutral: 0-4

N8	BUFFALO	W	82-58	1-0
N11	MISSISSIPPI VALLEY STATE	W	91-67	2-0
N15	RICE	W	68-65	3-0
N19	PRAIRIE VIEW A&M	W	75-65	4-0
N24 #	SAM HOUSTON STATE	W	79-62	5-0
N26 #	ARKANSAS-PINE BLUFF	W	88-55	6-0
N29 \$	vs Missouri State	L	67-73	6-1
N30 \$	vs SMU	L	52-55	6-2
D4	HOUSTON	W	74-57	7-2
D14	MCNEESE STATE	W	73-60	8-2
D21 !	vs Oklahoma	L	52-64	8-3
D31	NORTH TEXAS	L	41-61	8-4
J4	UTPA	W	63-46	9-4
J8 *	ARKANSAS	W	69-53	10-4 (1-0)
J11 *	at Tennessee	W	57-56	11-4 (2-0)
J15 *	SOUTH CAROLINA	W	75-67	12-4 (3-0)
J18 *	at Mississippi State	L	72-81 (OT)	12-5 (3-1)
J21 *	at (#14) Kentucky	L	51-68	12-6 (3-2)
J25 *	VANDERBILT	L	55-66	12-7 (3-3)
J29 *	at South Carolina	L	52-80	12-8 (3-4)
F1 *	at (#3) Florida	L	36-69	12-9 (3-5)
F5 *	MISSISSIPPI STATE	W	72-52	13-9 (4-5)
F8 *	at Georgia	L	50-62	13-10 (4-6)
F12 *	LSU	W	83-73	14-10 (5-6)
F15 *	at Vanderbilt	L	54-57 (OT)	14-11 (5-7)
F20 *	ALABAMA	W	63-48	15-11 (6-7)
F22 *	TENNESSEE	W	68-65 (OT)	16-11 (7-7)
F26 *	at LSU	L	49-68	16-12 (7-8)
M1 *	OLE MISS	W	71-60	17-12 (8-8)
M5 *	at Missouri	L	56-57	17-13 (8-9)
M8 *	AUBURN	L	64-69	17-14 (8-10)

SEC Tournament (Georgia Dome, Atlanta)

M13	vs. Missouri	L	83-91 (2OT)	17-15
-----	--------------	---	-------------	-------

College Basketball Invitational

M19	WYOMING	W	59-43	18-15
M24	at Illinois State	L	55-62	18-16

- * — SEC Game
- \$ — Corpus Christi Challenge, Corpus Christi, TX (American Bank Center)
- ! — SEC/Big 12 Challenge (Toyota Center, Houston, TX)

2014-15 • Coach Billy Kennedy

21-12 / 11-7 SEC (t-3rd)

Home: 14-4 / Away: 5-6 / Neutral: 2-2

N14	NORTHWESTERN STATE	W	109-68	1-0
N20 #	vs Dayton	L	53-55	1-1
N21 #	vs College of Charleston	W	59-50	2-1
N23 #	vs New Mexico	W	64-51	3-1
N28	NEW ORLEANS	W	87-65	4-1
D3	SAM HOUSTON STATE	W	66-63	5-1
D6	ARIZONA STATE	W	72-71	6-1
D9	at Baylor	L	63-77	6-2
D13	YOUNGSTOWN STATE	W	81-63	7-2
D20	at Kansas State	L	64-71	7-3
D30	MERCER	W	65-50	8-3
J3	HARTFORD	W	58-49	9-3
J6 *	at Alabama	L	44-65	9-4 (0-1)
J10 *	#1 KENTUCKY (2 OT)	L	64-70	9-5 (0-2)
J13 *	MISSISSIPPI STATE	W	74-70	10-5 (1-2)
J17 *	at LSU	W	67-64	11-5 (2-2)
J21 *	MISSOURI	W	62-50	12-5 (3-2)
J24 *	at Tennessee	W	67-61	13-5 (4-2)
J27 *	at Auburn	W	71-61	14-5 (5-2)
J31 *	VANDERBILT	W	69-58	15-5 (6-2)
F4 *	at Ole Miss	L	59-69	15-6 (6-3)
F7 *	at Missouri	W	83-61	16-6 (7-3)
F11 *	GEORGIA	L	53-62	16-7 (7-4)
F14 *	FLORIDA	W	63-62	17-7 (8-4)
F17 *	LSU	W	68-62	18-7 (9-4)
F21 *	at South Carolina	W	62-52	19-7 (10-4)
F24 *	at #18 Arkansas	L	75-81	19-8 (10-5)
F28 *	AUBURN	W	80-55	20-8 (11-5)
M3 *	at Florida	L	62-66	20-9 (11-6)
M7 *	ALABAMA	L	60-61	20-10 (11-7)

SEC Tournament (Bridgestone Arena, Nashville, TN)

M12	vs. Auburn	L	59-66	20-11
-----	------------	---	-------	-------

Postseason NIT

M17	MONTANA	W	81-64	21-11
M23	LA TECH	L	72-84	21-12

- * — SEC Game
- # — Puerto Rico Tip-Off (San Juan, P.R.)

2015-16 • Coach Billy Kennedy

28-9 / 13-5 SEC (t-1st)

Home: 17-1 / Away: 5-5 / Neutral: 6-3

Co-SEC Champions

NCAA Sweet 16

N13	USC UPSTATE	W	104-64	1-0
N16	SE LOUISIANA	W	100-58	2-0
N19	A&M-CORPUS CHRISTI	W	95-70	3-0
N21	UNC-ASHEVILLE	W	75-47	4-0
N25 #	vs Texas	W	84-73	5-0
N26 #	vs #10 Gonzaga	W	62-61	6-0
N27 #	vs Syracuse	L	67-74	6-1
D2	FGCU	W	75-65	7-1
D5	at Arizona State	L	54-67	7-2
D12	KANSAS STATE	W	78-68	8-2
D19	BAYLOR	W	80-61	9-2
D29	CAL POLY	W	82-63	10-2
J2 *	ARKANSAS	W	92-69	11-2 (1-0)
J6 *	at Mississippi State	W	61-60	12-2 (2-0)
J9 *	at Tennessee	W	92-88	13-2 (3-0)
J12 *	FLORIDA	W	71-68	14-2 (4-0)
J16 *	at Georgia	W	79-45	15-2 (5-0)
J19 *	LSU	W	71-57	16-2 (6-0)
J23 *	MISSOURI	W	66-53	17-2 (7-0)
J27 *	at Arkansas	L	71-74	17-3 (7-1)
J30 !	#14 IOWA STATE	W	72-62	18-3
F4 *	at Vanderbilt	L	60-77	18-4 (7-2)
F6 *	#25 SOUTH CAROLINA	L	78-81	18-5 (7-3)
F10 *	at Alabama	L	62-63	18-6 (7-4)
F13 *	at LSU	L	71-76	18-7 (7-5)
F16 *	OLE MISS	W	71-56	19-7 (8-5)
F20 *	#14 KENTUCKY (OT)	W	79-77	20-7 (9-5)
F24 *	MISSISSIPPI STATE	W	68-66	21-7 (10-5)
F27 *	at Missouri	W	84-69	22-7 (11-5)
M1 *	at Auburn	W	81-63	23-7 (12-5)
M5 *	VANDERBILT	W	76-67	24-7 (13-5)

SEC Tournament (Bridgestone Arena, Nashville, TN)

M11	vs Florida	W	72-66	25-7
M12	vs LSU	W	71-38	26-7
M13	vs #16 Kentucky (OT)	L	77-82	26-8

NCAA 1st/2nd Rounds (Chesapeake Energy Arena, Oklahoma City)

M18	vs Green Bay	W	92-65	27-8
M20	vs UNI (2OT)	W	92-88	28-8

NCAA West Regional (Honda Center, Anaheim, CA)

M24	vs #7 Oklahoma	L	63-77	28-9
-----	----------------	---	-------	------

- * — SEC Game
- # — Battle 4 Atlantis (Paradise Island, Bahamas)
- ! — Big 12/SEC Challenge

2016-17 • Coach Billy Kennedy

16-15 / 8-10 SEC (t-9th)

Home: 11-5 / Away: 3-7 / Neutral: 2-3

N11	NORTHWESTERN STATE	W	72-44	1-0
N14	AMERICAN	W	76-53	2-0
N18	USC	L	63-65	2-1
N24	\$ vs CSUN	W	95-73	3-1
N25	\$ vs Virginia Tech	W	68-65	4-1
N27	# vs #14 UCLA	L	67-74	4-2
D5	A&M CORPUS CHRISTI	W	86-69	5-2
D7	DENVER	W	80-58	6-2
D10	SOUTH CAROLINA STATE	W	83-76	7-2
D17	% vs #19 Arizona	L	63-67	7-3
D21	SAINT FRANCIS	W	81-58	8-3
D29	* TENNESSEE	L	63-73	8-4
J3	* at #6 Kentucky	L	58-100	8-5
J7	* at South Carolina	L	68-79	8-6
J11	* LSU	W	92-62	9-6
J14	* at Mississippi State	L	59-67	9-7
J17	* ARKANSAS	L	60-62	9-8
J21	* GEORGIA	W	63-62	10-8
J25	* at Ole Miss	W	80-76	11-8
J28	! at #18 West Virginia	L	77-81	11-9
J31	* VANDERBILT	L	54-68	11-10
F4	* at LSU	W	85-73	12-10
F8	* MISSOURI	W	76-73	13-10
F11	* at #17 Florida	L	62-71	13-11
F16	* at Vanderbilt	L	67-72	13-12
F18	* AUBURN	W	81-62	14-12
F22	* at Arkansas	L	77-86	14-13
F25	* ALABAMA	W	56-53	15-13
F28	* at Missouri	W	60-43	16-13
M4	* #9 KENTUCKY	L	63-71	16-14

SEC Tournament (Bridgestone Arena, Nashville, TN)

M9	vs Vanderbilt	L	41-66	16-15
----	---------------	---	-------	-------

- * — SEC Game
- \$ — Wooden Legacy (Fullerton, Calif., Titan Gym)
- # — Wooden Legacy (Anaheim, Calif., Honda Center)
- % — Lone Star Shootout (Houston, Texas, Toyota Center)
- ! — SEC/Big 12 Challenge

2017-18 • Coach Billy Kennedy

22-13 / 9-9 SEC (t-7th)

Home: 13-3 / Away: 4-7 / Neutral: 5-3

N10	# vs West Virginia	W	88-65	1-0
N17	! UCSB	W	84-65	2-0
N20	! vs Oklahoma State	W	72-55	3-0
N21	! vs Penn State	W	98-87	4-0
N24	! PEPPERDINE	W	81-65	5-0
N26	at #10 USC	W	75-59	6-0
N30	UTRGV	W	78-60	7-0
D5	@ vs Arizona	L	64-67	7-1
D9	PRAIRIE VIEW A&M	W	73-53	8-1
D13	SAVANNAH STATE	W	113-66	9-1
D19	NORTHERN KENTUCKY	W	64-58	10-1
D21	BUFFALO	W	89-73	11-1
D30	* at Alabama	L	57-79	11-2
J2	* FLORIDA	L	66-83	11-3
J6	* LSU	L	68-69	11-4
J9	* at #21 Kentucky	L	73-74	11-5
J13	* at #24 Tennessee	L	62-75	11-6
J16	* OLE MISS	W	71-69	12-6
J20	* MISSOURI	W	60-49	13-6
J23	* at LSU	L	65-77	13-7
J27	^ at #5 Kansas	L	68-79	13-8
J30	* ARKANSAS	W	80-66	14-8
F3	* SOUTH CAROLINA	W	83-60	15-8
F7	* at #8 Auburn	W	81-80	16-8
F10	* #24 KENTUCKY	W	85-74	17-8
F13	* at Missouri	L	58-62	17-9
F17	* at Arkansas	L	75-94	17-10
F20	* MISSISSIPPI STATE	L	81-93	17-11
F24	* at Vanderbilt	W	89-81	18-11
F28	* at Georgia	W	61-60	19-11
M3	* ALABAMA	W	68-66	20-11

SEC Tournament (Bridgestone Arena, Nashville, TN)

M8	vs Alabama	L	70-71	20-12
----	------------	---	-------	-------

NCAA 1st/2nd Rounds (Spectrum Center, Charlotte, NC)

M16	vs Providence	W	73-69	21-12
M20	vs #12 North Carolina	W	86-65	22-12

NCAA West Regional (Staples Center, Los Angeles, CA)

M24	vs #7 Michigan	L	72-99	22-13
-----	----------------	---	-------	-------

- * — SEC Game
- # — State Farm Armed Forces Classic (Ramstein-Miesenbach, Germany, Ramstein Air Base)
- ! — Legends Classic (Brooklyn, N.Y., Barclays Center)
- @ — Valley of the Sun Shootout (Phoenix, Ariz., Talking Stick Resort Arena)
- ^ — SEC/Big 12 Challenge

2018-19 • Coach Billy Kennedy

14-18 / 6-12 SEC (11th)

Home: 9-8 / Away: 3-7 / Neutral: 2-3

N7	SAVANNAH STATE	W	98-83	1-0
N9	UC IRVINE	L	73-74	1-1
N15	at #3 Gonzaga	L	71-94	1-2
N18	# vs. Minnesota	L	64-69	1-3
N20	# vs. Washington	L	67-71	1-4
N23	SOUTH ALABAMA	W	74-62	2-4
D3	NORTHWESTERN STATE	W	80-59	3-4
D15	! vs. Oregon State	W	67-64	4-4
D19	VALPO	W	71-49	5-4
D22	MARSHALL	W	92-68	6-4
D29	TEXAS SOUTHERN	L	73-88	6-5
J5	* ARKANSAS	L	71-73	6-6
J8	* at Kentucky	L	74-85	6-7
J12	* at Alabama	W	81-80	7-7
J16	* #14 AUBURN	L	66-85	7-8
J19	* MISSOURI	L	43-66	7-9
J22	* at Florida	L	72-81	7-10
J26	\$ KANSAS STATE	W	65-53	8-10
J30	* #19 LSU	L	57-72	8-11
F2	* #1 TENNESSEE	L	76-93	8-12
F6	* at Ole Miss	L	71-75	8-13
F9	* at Missouri	W	68-59	9-13
F12	* GEORGIA	W	73-56	10-13
F16	* at South Carolina	L	77-84	10-14
F19	* ALABAMA	W	65-56	11-14
F23	* at Arkansas	W	87-80	12-14
F26	* at #13 LSU	L	55-66	12-15
M2	* VANDERBILT	W	64-57	13-15
M5	* SOUTH CAROLINA	L	54-71	13-16
M9	* at Mississippi State	L	81-92	13-17

SEC Tournament (Bridgestone Arena, Nashville, TN)

M13	vs Vanderbilt	W	69-52	14-17
M14	vs Mississippi State	L	54-80	14-18

- * — SEC Game
- # — TCL Vancouver Showcase (Vancouver, B.C., Vancouver Convention Center)
- ! — Dam City Classic (Portland, Ore., Moda Center)
- \$ — SEC/Big 12 Challenge



YEAR-BY-YEAR RESULTS

BUZZ WILLIAMS (2019-PRESENT)

2019-20 • Coach Buzz Williams

16-14 / 10-8 SEC (t-6th)

Home: 11-6 / Away: 5-4 / Neutral: 0-4

N6	NORTHWESTERN STATE	W	77-63	1-0
N11	ULM	W	63-57	2-0
N15	#8 GONZAGA	L	49-79	2-1
N20	TROY	W	56-52	3-1
N28	\$ vs. Harvard	L	51-62	3-2
N29	\$ vs. Temple	L	42-65	3-3
D1	\$ vs. Fairfield	L	62-67	3-4
D8	% vs. Texas	L	50-60	3-5
D15	A&M-CORPUS CHRISTI	W	63-60	4-5
D21	OREGON STATE	W	64-49	5-5
D30	TEXAS SOUTHERN	W	58-55	6-5
J4	* at Arkansas	L	59-69	6-6 (0-1)
J7	* OLE MISS	W	57-47	7-6 (1-1)
J11	* at Vanderbilt	W	69-50	8-6 (2-1)
J14	* LSU	L	85-89 (OT)	8-7 (2-2)
J18	* SOUTH CAROLINA	L	67-81	8-8 (2-3)
J21	* at Missouri	W	66-64	9-8 (3-3)
J25	! OKLAHOMA STATE	L	62-73	9-9
J28	* at Tennessee	W	63-58	10-9 (4-3)
F1	* at Georgia	L	48-63	10-10 (4-4)
F4	* MISSOURI	W	66-64	11-10 (5-4)
F8	* at South Carolina	L	54-74	11-11 (5-5)
F12	* FLORIDA	L	61-78	11-12 (5-6)
F15	* GEORGIA	W	74-69	12-12 (6-6)
F19	* at Alabama	W	74-68	13-12 (7-6)
F22	* MISSISSIPPI STATE	W	87-75	14-12 (8-6)
F25	* #8 KENTUCKY	L	60-69	14-13 (8-7)
F29	* at LSU	L	50-64	14-14 (8-8)
M4	* at #17 Auburn	W	78-75	15-14 (9-8)
M7	* ARKANSAS	W	77-69	16-14 (10-8)

- * - SEC Game
- \$ - Orlando Invitational (Lake Buena Vista, Florida, HP Field House)
- % - Lone Star Showdown (Fort Worth, Texas, Dickies Arena)
- ! - SEC/Big 12 Challenge

There was no postseason due to the COVID-19 pandemic that ended the season prior to the Aggies playing in the SEC Tournament.

2020-21 • Coach Buzz Williams

8-10 / 2-8 SEC (13th)

Home: 6-4 / Away: 2-4 / Neutral: 0-2

N29	NEW ORLEANS	W	82-53	1-0
D2	TARLETON STATE	W	73-66	2-0
D6	UTRGV	W	81-68	3-0
D12	% vs. TCU	L	55-73	3-1
D15	SE LOUISIANA	W	69-52	4-1
D21	WOFFORD	W	70-52	5-1
D29	* at LSU	L	54-77	5-2 (0-1)
J2	* AUBURN	W	68-66	6-2 (1-1)
J6	* at South Carolina	L	54-78	6-3 (1-2)
J9	* #9 TENNESSEE	L	54-68	6-4 (1-3)
J13	* at Mississippi State	W	56-55	7-4 (2-3)
J16	* #17 MISSOURI	L	52-68	7-5 (2-4)
J23	* at Ole Miss	L	50-61	7-6 (2-5)
J26	* LSU	L	66-78	7-7 (2-6)
J30	! at Kansas State	W	68-61	8-7
M3	* MISSISSIPPI STATE	L	57-63	8-8 (2-7)
M6	* at #12 Arkansas	L	80-87	8-9 (2-8)

SEC Tournament (Bridgestone Arena, Nashville, TN)

M10	vs. Vanderbilt	L	68-79	8-10
-----	----------------	---	-------	------

- * - SEC Game
- % - Lone Star Showdown (Fort Worth, Texas, Dickies Arena)
- ! - SEC/Big 12 Challenge

Home games against Vanderbilt (Feb. 3), Georgia (Feb. 10), Alabama (Feb. 18), Arkansas (Feb. 20), as well as road games against Vanderbilt (Jan. 20), Florida (Feb. 13), Kentucky (Feb. 23), and Missouri (Feb. 27) were all postponed and not made up due to the COVID-19 pandemic.

2021-22 • Coach Buzz Williams

27-13 / 9-9 SEC (t-5th)

Home: 16-4 / Away: 5-5 / Neutral: 6-4

N10	NORTH FLORIDA	W	64-46	1-0
N12	ACU	W	81-80 (20T)	2-0
N14	A&M CORPUS-CHRISTI	W	86-65	3-0
N17	HBU	W	73-39	4-0
N22	\$ vs. Wisconsin	L	58-69	4-1
N23	\$ vs. Butler	W	57-50	5-1
N24	\$ vs. Notre Dame	W	73-67	6-1
N30	NEW ORLEANS	W	85-65	7-1
D11	% vs. TCU	L	64-68	7-2
D18	at Oregon State	W	83-73	8-2
D21	NORTHWESTERN STATE	W	80-61	9-2
D27	DALLAS CHRISTIAN	W	102-52	10-2
D29	CENTRAL ARKANSAS	W	85-59	11-2
J4	* at Georgia	W	81-79	12-2 (1-0)
J8	* ARKANSAS	W	86-61	13-2 (2-0)
J11	* OLE MISS	W	67-51	14-2 (3-0)
J15	* at Missouri	W	67-64	15-2 (4-0)
J19	* #12 KENTUCKY	L	58-64	15-3 (4-1)
J22	* at Arkansas	L	73-76 (OT)	15-4 (4-2)
J26	* at #19 LSU	L	64-70	15-5 (4-3)
J29	* SOUTH CAROLINA	L	63-74	15-6 (4-4)
F1	* at #22 Tennessee	L	80-90	15-7 (4-5)
F5	* MISSOURI	L	66-70	15-8 (4-6)
F8	* LSU	L	68-76	15-9 (4-7)
F12	* at #1 Auburn	L	58-75	15-10 (4-8)
F15	* FLORIDA	W	56-55	16-10 (5-8)
F19	* at Vanderbilt	L	67-72	16-11 (5-9)
F22	* GEORGIA	W	91-77	17-11 (6-9)
F26	* at Ole Miss	W	76-66	18-11 (7-9)
M2	* at #25 Alabama	W	87-71	19-11 (8-9)
M5	* MISSISSIPPI STATE	W	67-64	20-11 (9-9)

SEC Tournament (Amalie Arena, Tampa, FL)

M10	vs. Florida	W	83-80 (OT)	21-11
M11	vs. No. 4 Auburn	W	67-62	22-11
M12	vs. No. 15 Arkansas	W	82-64	23-11
M13	vs. No. 9 Tennessee	L	50-65	23-12

Postseason NIT

M15	ALCORN STATE	W	74-62	24-12
M19	OREGON	W	75-60	25-12
M23	WAKE FOREST	W	67-52	26-12
M29	! vs. Washington State	W	72-56	27-12
M31	! vs. Xavier	L	72-73	27-13

- * - SEC Game
- \$ - Maui Jim Maui Invitational (Las Vegas, Nevada, Michelob Ultra Arena)
- % - The Battleground 2k21 (Houston, Texas, Toyota Center)
- ! - NIT Semifinal and Final (New York, New York, Madison Square Garden)

SERIES RECORDS (VS. COLLEGIATE OPPONENTS)

OPPONENT	W	L	OPPONENT	W	L	OPPONENT	W	L	OPPONENT	W	L	OPPONENT	W	L
Abilene Christian	6	0	Delaware State	1	0	Loyola (New Orleans).....	0	1	Oral Roberts	8	4	Texas-Permian Basin.....	1	0
Air Force	3	0	Denver	2	0	Loyola Marymount	2	1	Oregon	1	1	Texas A&M-Commerce.....	3	1
Akron	1	1	DePaul	1	0	LSU	18	28	Oregon State	3	2	Texas A&M-Corpus Christi	7	1
Alabama	10	12	Detroit	2	0	Maine.....	1	0	Quachita Baptist	1	0	Texas A&M-Kingsville.....	5	2
Alabama A&M.....	2	0	Drake	2	2	Manhattan	2	1	Pacific	7	2	Texas A&M International.....	1	0
Alaska-Anchorage	3	0	Drury	0	1	Marquette	1	1	Penn	1	0	Texas College	1	0
Alcorn State.....	4	0	Duke.....	0	1	Marshall.....	1	3	Penn State	4	0	Texas Lutheran	5	0
American	1	0	Duquesne	0	2	Maryland-Baltimore County	1	0	Pepperdine	2	1	Texas Southern.....	10	1
Angelo State.....	6	0	Eastern Kentucky	1	0	Maryland-Eastern Shore.....	1	0	Phillips Univ.....	2	0	Texas State	12	3
Army	1	0	Eastern New Mexico.....	1	0	Massachusetts	0	0	Pittsburgh	0	1	Texas Tech	62	64
Arizona	1	8	Fairfield	1	1	Fairfield	5	1	Portland	0	1	Texas Wesleyan.....	2	0
Arizona State.....	1	5	Florida	6	9	Memphis	4	5	Prairie View A&M	13	0	The Citadel	1	1
Arkansas	58	107	Florida Gulf Coast	1	0	Mercer	2	0	Princeton	0	3	Trinity	15	2
Arkansas-Little Rock	1	0	Florida A&M.....	2	0	Miami (Fla.).....	0	3	Providence	1	0	Troy	2	0
Arkansas-Pine Bluff.....	4	0	FIU	1	0	Miami (Ohio).....	1	1	Purdue.....	1	3	Tulane	7	6
Arkansas Tech	1	0	Florida State.....	1	3	Michigan.....	0	2	Rhode Island	0	1	Tulsa	0	7
Auburn	13	6	Fordham	1	0	Michigan State	0	2	Rice	107	82	UAB	0	1
Austin College.....	1	0	Furman.....	1	1	Midwestern State.....	2	0	Richmond.....	0	1	UC Irvine.....	1	2
Austin Peay.....	0	1	George Washington	2	3	Minnesota.....	1	2	Robert Morris.....	0	1	UCLA	0	5
Baldwin-Wallace.....	0	2	Georgia	7	5	Mississippi (Ole Miss)	9	4	Sacramento State.....	0	1	UCSB	1	2
Baylor	128	79	Georgia Southern	2	0	Mississippi State	9	8	Sam Houston State.....	68	17	UMKC	2	2
Bethune-Cookman	2	0	Georgia Tech	0	2	Mississippi Valley State.....	3	0	Samford	2	0	UNC Asheville	1	0
Birmingham Southern.....	0	1	Gonzaga	1	2	Missouri	23	19	Saint Francis	1	0	UNC Wilmington.....	1	0
Boise State	0	0	Grambling State	4	0	Missouri State	0	2	San Francisco	3	1	UNLV	4	3
Boston College	0	1	Hartford	2	0	Montana State	1	0	Santa Clara	0	2	USC	1	1
Boston University	0	1	Harvard	1	0	Montana State.....	1	1	Savannah State	3	0	USC Upstate	1	0
Bowling Green	1	1	Hawai'i.....	1	1	Montana State-Billings.....	0	1	Seattle	3	0	UT Arlington	2	1
Bradley.....	1	2	Holy Cross.....	2	0	Morehead State	1	0	Seton Hall.....	0	3	Utah	0	1
Brown	1	0	Houston	32	53	Morris Brown	1	0	SFA	19	3	Utah State	2	1
Bucknell.....	1	0	Houston Baptist	10	0	Murray State	0	1	Siena.....	2	3	UTEP	1	3
Buffalo	2	0	Howard Payne	2	0	Navy	1	0	Simmons College.....	3	2	UTRGV	2	0
Butler	1	0	Idaho State	2	0	Nebraska	8	12	Simon Fraser	1	0	UTSA	1	1
BYU	2	1	Illinois	0	3	Nevada	1	1	SMU	87	91	Valparaiso	3	0
California	0	1	Illinois State.....	0	2	New Mexico	2	6	South Alabama	3	1	Vanderbilt	6	10
Cal State Northridge (CSUN).....	1	0	Illinois-Chicago	2	1	New Orleans	3	2	South Carolina	4	9	VCU	3	2
Cal Poly	1	0	Indiana	1	3	New York Univ	0	1	South Carolina State	1	0	Vermont.....	2	0
Canisius	1	0	Iona	2	1	Niagara	0	1	South Florida	0	1	Virginia	1	0
Centenary	22	7	Iowa State.....	11	9	Nicholls State.....	1	0	Southeastern Louisiana.....	5	0	Virginia Tech	3	1
Central Arkansas	1	0	Jackson State.....	1	0	North Carolina	2	2	Southeastern Oklahoma State	2	1	Wagner.....	1	0
Central Michigan	1	0	Jacksonville.....	2	0	North Carolina A&T.....	2	1	Southwestern Oklahoma State.....	2	0	Wake Forest.....	1	1
Chaminade	1	0	James Madison.....	1	0	North Carolina State.....	0	1	Southern	3	2	Washington.....	4	3
Charlotte	2	0	Kansas.....	1	21	North Dakota.....	2	0	Southern Miss	4	1	Washington State	2	1
Chicago State	1	0	Kansas State.....	9	19	North Florida	1	0	Southwestern.....	15	1	Washington Univ.....	0	1
Cincinnati.....	0	1	Kansas Wesleyan.....	0	1	North Texas	12	9	St. Edward's.....	1	0	Wayland Baptist	2	0
Clemson	3	3	Kent State	1	2	North Illinois	1	1	Saint Joseph (Pa.).....	0	2	West Texas A&M.....	2	2
College of Charleston.....	1	0	Kentucky	4	12	Northern Iowa (UNI).....	1	1	Saint Louis	1	5	West Virginia	1	2
Colorado	9	9	La Salle	2	2	Northern Kentucky	1	0	St. John's.....	1	0	Wichita State	1	3
Colorado State.....	2	2	Lafayette	1	0	Northwestern	3	2	St. Mary's (Calif.).....	1	1	Winthrop.....	1	0
Columbia	1	0	Lamar	8	7	Northwestern State	10	2	St. Mary's (Texas)	4	6	Wisconsin	0	2
Connecticut	1	2	Lehigh.....	1	0	Notre Dame	1	0	Stanford	0	1	Wisconsin-Green Bay.....	1	1
Creighton	0	1	Liberty	1	0	Oakland.....	2	1	Sul Ross State	2	0	Wofford	1	0
Dallas Christian	1	0	Long Beach State.....	1	1	Ohio State	2	1	Syracuse	1	1	Wyoming.....	4	1
Dallas Univ.....	3	0	Long Island	2	1	Oklahoma	10	32	Tarleton State	2	0	Xavier.....	0	2
Daniel Baker	2	0	Louisiana Tech	4	3	Oklahoma Baptist.....	1	0	TCU	88	78	Yale.....	1	0
Dartmouth.....	0	1	Louisiana-Lafayette	3	2	Oklahoma Christian	1	0	Temple	1	2	Youngstown State	1	0
Davidson	1	0	Louisiana-Monroe	5	1	Oklahoma City Univ	5	6	Tennessee	6	11			
Dayton	0	2	Louisville.....	1	2	Oklahoma Panhandle State.....	1	0	Texas.....	87	138			
Decatur College.....	3	0	Loyola (Chicago).....	2	0	Oklahoma State.....	18	32	Texas-Pan American.....	4	1			

- BOLD indicates 2022-23 opponent



ALL-TIME SERIES HISTORY

ABILENE CHRISTIAN A&M LEADS, 6-0

Date	A&M/Opp	Site	Score
1947-48		College Station	W 63-54
1948-49		College Station	W 58-40
1949-50		College Station	W 66-45
1949-50		College Station	W 73-38
1970	D14	College Station	W 91-74
2021	N12	Bryan-College Station (20T)	W 81-80

AIR FORCE A&M LEADS, 3-0

1960	D30	Lubbock	W 62-51
1978	D29	12/- Burlington, VT	W 73-66
1983	D28	Nashville, TN	W 44-42

AKRON SERIES TIED, 1-1

1948-49		Akron	L 67-75
2009	D4	19/- College Station	W 74-62

ALABAMA ALA LEADS, 12-10

1958	D19	Birmingham, AL	L 62-66
1966	D8	Hattiesburg, MS	L 68-89
1979	M15	Houston (NIT)	L 68-72
1992	F5	-/18 College Station	L 61-74
1993	J9	Tuscaloosa	L 58-64
1997	D3	Tuscaloosa	L 64-81
1998	D1	College Station	W 65-58
2007	N28	9/- College Station	W 76-63
2008	D13	Tuscaloosa (OT)	W 86-78
2013	J19	Tuscaloosa	L 49-50
2014	F20	College Station	W 63-48
2015	J6	Tuscaloosa	L 44-65
2015	M7	College Station	L 60-61
2016	F10	15/- Tuscaloosa	L 62-63
2017	F25	College Station	W 56-53
2017	D30	5/- Tuscaloosa	L 57-79
2018	M3	College Station	W 68-66
2018	M8	Nashville (Bridgestone Arena)	L 70-71
2019	J12	Tuscaloosa	W 81-80
2019	F19	College Station	W 65-56
2020	F19	Tuscaloosa	W 74-68
2022	M2	-/25 Tuscaloosa	W 87-71

ALABAMA A&M A&M LEADS, 2-0

2003	N26	College Station	W 100-65
2004	D11	College Station	W 71-68

ALASKA-ANCHORAGE A&M LEADS, 3-0

1978	N26	Anchorage	W 100-70
1982	N28	Anchorage	W 93-65
1984	D29	Albuquerque, NM	W 81-54

ALCORN STATE A&M LEADS, 4-0

1985	N26	College Station	W 82-69
2010	N12	College Station	W 88-56
2011	N30	25/- College Station	W 56-44
2022	M15	Bryan-College Station (NIT)	W 74-62

AMERICAN A&M LEADS, 1-0

2016	N14	College Station	W 76-53
------	-----	-----------------	---------

ANGELO STATE A&M LEADS, 6-0

1972	D4	College Station	W 90-81
1976	D3	College Station	W 70-69
1977	N28	College Station	W 86-67
1983	J6	College Station	W 97-62
1984	J9	College Station	W 77-66
2009	N13	College Station	W 88-69

ARIZONA ARIZ LEADS, 8-1

1949	D16	San Antonio	L 50-56
1949	D27	Tucson	L 46-59
1952	D28	Dallas	L 49-66
1970	D28	Greenville, SC	L 75-90
1995	D28	-/9 Tucson	L 44-88
2007	D2	9/- Tucson	L 67-78
2008	D5	College Station	W 67-66
2016	D17	-/19 Houston	L 63-67
2018	D5	7/- Phoenix	L 64-67

ARIZONA STATE ASU LEADS, 5-1

1987	D27	Honolulu, HI	L 73-79
1994	N21	-/12 Lahaina, HI	L 73-103
1997	D19	Tempe	L 81-83
1998	D19	College Station (3 OT)	L 91-96
2014	D6	College Station	W 72-71
2015	D5	18/- Tempe	L 54-67

ARKANSAS ARK LEADS, 107-58

1923-24			W 32-17
1923-24			W 35-27
1924-25			L 18-54
1924-25			L 17-38
1925-26			L 27-37
1925-26			L 21-35
1926-27			L 27-34
1926-27			L 16-25
1927-28			L 8-24
1927-28			L 31-46
1928-29			L 23-49
1928-29			L 29-38
1929-30			L 24-28
1929-30			L 23-25
1930-31			L 19-30
1930-31			W 37-34
1931-32			W 28-23
1931-32			L 27-33
1932-33			W 25-21
1932-33			W 25-23
1933-34			L 22-23
1933-34			W 35-23
1934-35			L 41-45
1934-35			L 31-51
1935-36			L 18-22
1935-36			L 27-34
1936-37			L 32-36
1936-37			L 19-45
1936-37			L 32-36
1937-38			L 32-45
1937-38			L 22-33
1938-39			L 42-61
1938-39			L 38-66
1939-40			L 25-37
1939-40			W 41-31
1940-41			L 33-68
1940-41			L 36-53
1941-42			L 41-47
1941-42			L 31-40
1942-43			L 49-74
1942-43			W 67-52
1943-44			L 35-70
1943-44			L 38-68
1944-45			L 36-87
1944-45			L 21-80
1945-46		College Station	W 56-55
1945-46		College Station	L 45-53
1946-47		Fayetteville	L 56-62
1946-47		Fayetteville	L 58-71

1947-48		College Station	L 51-58
1947-48		College Station	L 46-57
1948-49		College Station	L 57-62
1948-49		College Station	L 46-61
1949-50		College Station	W 43-35
1949-50		Fayetteville	L 46-52
1950-51		College Station	W 34-33
1950-51		Fayetteville	L 38-46
1951	D26	Dallas	W 49-46
1952	J5	Fayetteville	W 47-42
1952	F11	College Station	L 40-49
1953	J10	College Station (2 OT)	W 56-48
1953	F16	Fayetteville	L 46-66
1954	F1	Fayetteville	L 55-80
1954	F22	College Station	L 54-67
1954	D29	Houston	L 70-74
1955	J8	College Station	W 62-59
1955	F26	Fayetteville	L 63-73
1955	D30	Houston	L 49-80
1956	J16	Fayetteville	L 66-98
1956	F13	College Station	L 52-61
1957	J5	College Station	L 65-73
1957	F9	Fayetteville	L 46-63
1958	J28	Fayetteville	L 51-67
1958	F22	College Station	W 66-57
1959	J12	19/- Fayetteville	W 63-62
1959	F21	College Station	L 71-72
1960	F9	12/- Fayetteville	W 77-68
1960	F20	11/- College Station	W 82-61
1961	J10	College Station	W 81-62
1961	M2	Fayetteville	W 70-68
1962	J3	Fayetteville	L 59-64
1962	F24	College Station	W 89-79
1963	F2	Fayetteville	L 55-66
1963	F16	College Station	W 80-78
1964	F8	College Station	W 72-64
1964	F22	Fayetteville	W 60-57
1965	F3	Fayetteville	W 82-79
1965	F20	College Station	W 91-77
1966	J11	College Station	W 75-72
1966	M3	Fayetteville	L 71-94
1967	J14	Fayetteville	L 46-47
1967	F14	College Station	W 60-53
1968	J3	Fayetteville	L 70-75
1968	F20	College Station	W 71-67
1969	J11	Fayetteville	W 73-68
1969	F25	College Station	W 79-66
1970	J6	Fayetteville	W 64-59
1970	F24	College Station	W 72-60
1971	F6	Fayetteville	W 87-83
1971	M5	College Station	W 92-89
1972	J22	Fayetteville	L 89-100
1972	F15	College Station	W 86-85
1973	J13	Fayetteville	L 73-84
1973	F10	College Station	W 108-82
1974	F5	College Station (OT)	W 86-80
1974	M2	Fayetteville	L 86-97
1975	F8	Fayetteville (2 OT)	L 89-95
1975	F15	College Station	W 62-60
1976	J24	Fayetteville (2 OT)	L 91-93
1976	F21	College Station	W 70-69
1977	J24	-/17 Fayetteville	L 58-72
1977	F22	-/6 College Station	L 62-63
1978	J17	-/3 Fayetteville	L 68-84
1978	F9	-/2 College Station	L 79-80
1979	J17	15/11 College Station (OT)	W 74-69
1979	F6	11/14 Fayetteville	L 56-60
1980	J22	College Station	W 45-39
1980	F12	Fayetteville	L 44-45
1980	M1	San Antonio	W 52-50

1981	J24	Fayetteville	L	47-52
1981	F17	College Station	L	61-65
1982	J26	College Station	L	63-64
1982	F15	College Station	L	75-92
1983	J13	College Station	L	64-66
1983	F12	Fayetteville	L	55-62
1984	J7	Fayetteville	L	54-77
1984	F8	College Station	L	58-59
1984	M10	Houston	L	47-49
1985	J2	College Station	L	67-70
1985	F1	Fayetteville	L	53-58
1986	J29	College Station	W	81-67
1986	M1	Fayetteville	W	93-76
1986	M7	Dallas	W	67-51
1987	J24	Fayetteville	L	69-87
1987	F24	College Station (2 OT)	L	97-100
1988	J16	College Station	W	74-67
1988	F17	Fayetteville	L	58-79
1988	M11	Dallas	L	64-76
1989	J16	Fayetteville	L	60-75
1989	F18	College Station	W	82-71
1989	M11	Dallas	L	84-94
1990	J20	College Station	L	84-100
1990	F21	Fayetteville	L	100-114
1991	J23	Fayetteville	L	88-113
1991	F23	College Station	L	72-111
1991	M8	Dallas	L	61-108
2010	D18	Dallas (OT)	W	71-62
2013	J9	College Station	W	69-51
2013	M9	Fayetteville	L	62-73
2014	J8	College Station	W	69-53
2015	F24	Fayetteville	L	75-81
2016	J2	College Station	W	92-69
2016	J27	Fayetteville	L	71-74
2017	J17	College Station	L	60-62
2017	F22	Fayetteville	L	77-86
2018	J30	College Station	W	80-66
2018	F17	Fayetteville	L	75-94
2019	J5	College Station	L	71-73
2019	F23	Fayetteville	W	87-80
2020	J4	Fayetteville	L	59-69
2020	M7	College Station	W	77-69
2021	M6	Fayetteville	L	80-87
2022	J8	Bryan-College Station	W	86-81
2022	J22	Fayetteville	L	73-76
2022	M12	Tampa, FL	W	82-64

ARKANSAS-LITTLE ROCK A&M LEADS, 1-0

2006	N27	College Station	W	75-35
------	-----	-----------------	---	-------

ARKANSAS-PINE BLUFF A&M LEADS, 4-0

2003	N24	College Station	W	82-53
2007	D16	College Station	W	64-37
2008	N16	College Station	W	76-47
2013	N26	College Station	W	88-55

ARKANSAS TECH A&M LEADS, 1-0

2011	D29	College Station	W	76-58
------	-----	-----------------	---	-------

ARMY A&M LEADS, 1-0

2012	D29	College Station	W	61-55
------	-----	-----------------	---	-------

AUBURN A&M LEADS, 13-6

1961	D22	Houston	W	62-50
1990	D17	Auburn	L	71-95
1991	D4	College Station	L	83-86
2005	D22	College Station	W	72-67
2006	D22	Auburn	W	87-58
2013	F20	Auburn	W	65-56

2013	M13	Nashville	W	71-62
2014	M8	College Station	L	64-69
2015	J27	Auburn	W	71-61
2015	F28	College Station	W	80-55
2015	M12	Nashville	L	59-66
2016	M1	Auburn	W	81-63
2017	F18	College Station	W	81-62
2018	F7	Auburn	W	81-80
2019	J16	College Station	L	66-85
2020	M4	Auburn	W	78-75
2021	J2	Bryan-College Station	W	68-66
2022	F2	Auburn	L	58-75
2022	M11	Tampa, FL	W	67-62

AUSTIN COLLEGE A&M LEADS, 1-0

1924-25	College Station	W	26-5
---------	-----------------	---	------

AUSTIN PEAY AP LEADS, 1-0

1977	D28	Oklahoma City	L	70-76
------	-----	---------------	---	-------

BALDWIN-WALLACE BW LEADS, 2-0

1947-48	Cleveland	L	64-81
1948-49	Cleveland	L	52-69

BAYLOR A&M LEADS, 128-79

1914-15	—	W	30-11
1914-15	—	W	35-23
1915-16	—	W	39-8
1915-16	—	W	41-6
1915-16	—	W	28-24
1915-16	—	W	24-22
1916-17	—	W	31-8
1916-17	—	W	20-13
1917-18	—	L	14-23
1917-18	—	W	19-9
1917-18	—	W	31-25
1917-18	—	W	22-15
1918-19	—	W	41-8
1918-19	—	W	29-5
1918-19	—	W	56-18
1918-19	—	L	24-26
1919-20	—	W	36-10
1919-20	—	W	52-10
1919-20	—	W	28-8
1919-20	—	W	37-11
1921-22	—	L	15-17
1921-22	—	W	17-15
1921-22	—	L	18-19
1921-22	—	W	32-19
1922-23	—	W	25-15
1922-23	—	W	32-19
1922-23	—	W	34-30
1922-23	—	W	34-14
1923-24	—	W	21-4
1923-24	—	W	15-9
1923-24	—	W	37-13
1923-24	—	W	26-14
1924-25	—	W	15-13
1924-25	—	W	26-10
1925-26	—	L	19-22
1925-26	—	W	27-25
1930-31	—	W	31-12
1930-31	—	L	18-27
1931-32	—	L	23-29
1931-32	—	L	33-40
1932-33	—	W	20-19
1932-33	—	W	33-29
1933-34	—	W	30-14
1933-34	—	W	34-31

1934-35	—	W	46-23	
1934-35	—	L	29-33	
1935-36	—	W	27-13	
1935-36	—	L	28-42	
1936-37	—	W	37-33	
1936-37	—	W	21-19	
1937-38	—	L	28-36	
1937-38	(OT)	W	48-46	
1938-39	—	L	34-38	
1938-39	—	L	23-47	
1939-40	—	W	49-46	
1939-40	—	L	36-68	
1940-41	—	W	33-31	
1940-41	—	L	17-28	
1941-42	—	L	46-48	
1941-42	—	L	35-38	
1942-43	(OT)	L	58-66	
1942-43	—	W	59-45	
1943-44	—	L	43-48	
1943-44	—	L	39-42	
1944-45	—	W	42-30	
1944-45	—	W	29-28	
1945-46	College Station	L	48-54	
1945-46	Waco	L	41-44	
1946-47	College Station	L	51-59	
1946-47	Waco	L	39-44	
1947-48	Waco	L	41-57	
1947-48	College Station	L	52-70	
1948-49	College Station	L	47-53	
1948-49	Waco	L	26-38	
1949-50	Waco	W	56-45	
1949-50	College Station	W	56-54	
1950-51	Waco	W	55-53	
1950-51	College Station	W	48-36	
1952	J18	College Station	W	47-36
1952	F9	Waco	L	45-52
1953	J6	Waco	L	44-60
1953	F7	College Station	L	46-47
1953	D29	Houston, TX	L	50-64
1954	J5	College Station	L	45-47
1954	M1	Waco	L	65-79
1955	J18	Waco	L	77-89
1955	F19	College Station	L	68-86
1956	J4	College Station	W	90-70
1956	F11	Waco	L	66-85
1957	J15	Waco	L	58-67
1957	F16	College Station	W	64-61
1957	D28	Houston, TX	W	80-63
1958	J14	Waco	W	57-47
1958	F7	College Station	W	60-51
1959	J9	Waco	L	49-56
1959	F7	College Station	W	65-52
1960	J5	College Station	W	68-51
1960	M3	Waco	W	77-63
1961	J7	Waco	W	75-61
1961	F27	College Station	W	90-69
1962	J9	Waco	W	54-52
1962	M6	College Station	W	84-61
1963	J3	College Station	W	80-54
1963	F26	Waco	W	68-54
1964	F4	College Station	W	83-58
1964	F18	Waco	W	77-71
1965	J5	College Station	L	77-80
1965	F13	Waco	L	77-84
1966	J15	Waco	W	81-60
1966	M1	College Station	W	95-78
1967	F4	Waco	L	65-93
1967	F21	College Station	W	71-69
1968	F3	College Station	L	67-77
1968	F17	Waco	W	67-63



ALL-TIME SERIES HISTORY

1969	F4	Waco	L	65-66
1969	F18	—/19 College Station	W	86-74
1970	J10	College Station	L	71-79
1970	F28	Waco	L	68-70
1971	J19	Waco	L	83-108
1971	F27	College Station (OT)	L	71-78
1972	J29	College Station	W	85-75
1972	F22	Waco (OT)	W	101-95
1973	J20	College Station	W	91-80
1973	F13	Waco	W	76-63
1974	F2	Waco	L	62-71
1974	F26	College Station	W	94-72
1975	F11	College Station	W	96-66
1975	F18	Waco	W	62-55
1976	J10	Waco (OT)	W	76-69
1976	F7	College Station	W	78-63
1977	J12	Waco	W	60-59
1977	F8	College Station	W	72-57
1978	J9	Waco	L	61-77
1978	J30	College Station	W	58-56
1979	J8	10/— College Station	W	77-64
1979	J29	14/— Waco	W	71-58
1980	J5	College Station	W	74-57
1980	J30	Waco	W	59-50
1981	J6	Waco	L	44-53
1981	J31	College Station	W	84-59
1982	J9	College Station	W	47-46
1982	F3	Waco	L	55-58
1982	M4	Dallas, TX	W	64-63
1983	J15	Waco	W	68-66
1983	F16	College Station	W	74-62
1984	J11	College Station	W	63-52
1984	F11	Waco	W	71-62
1985	J5	Waco	W	102-78
1985	F6	College Station	W	78-74
1986	J2	College Station	W	62-48
1986	F1	Waco	W	62-58
1987	J28	College Station	L	70-71
1987	F28	Waco	L	48-51
1987	M8	Dallas, TX	W	71-46
1988	J13	Waco	W	58-57
1988	F13	College Station (2 OT)	L	73-74
1989	J14	College Station	W	62-53
1989	F15	Waco	W	76-65
1990	J3	Waco	W	76-69
1990	F3	College Station	L	77-85
1991	J19	College Station	L	85-90
1991	F20	Waco (OT)	W	66-61
1992	F19	Waco	W	63-61
1992	M2	College Station	L	86-96
1993	J30	College Station	W	80-71
1993	F13	Waco	L	82-90
1994	F2	Waco	W	90-74
1994	M1	College Station (2 OT)	L	92-95
1995	F4	College Station	W	80-70
1995	M4	Waco	W	87-78
1996	J10	Waco	L	67-74
1996	F5	College Station	W	67-64
1997	J8	Waco	L	66-69
1997	F22	College Station	W	62-57
1998	J7	Waco	L	64-73
1998	F28	College Station	W	80-75
1998	M8	Kansas City, MO	L	63-66
1999	J23	Waco	W	57-56
1999	F6	College Station	W	69-58
2000	F2	College Station	L	75-81
2000	F16	Waco	L	54-63
2001	F6	College Station	W	73-69
2001	M3	Waco	L	59-85
2002	J19	College Station	W	63-60

2002	F3	Waco	L	45-97
2003	F4	Waco	L	69-77
2003	M5	College Station	W	79-60
2004	F7	Waco	L	64-72
2004	F25	College Station (OT)	L	61-67
2005	J29	College Station	W	74-62
2005	M5	Waco	W	84-76
2006	J28	College Station	W	72-70
2006	F18	Waco	W	64-60
2007	J9	8 /— Waco	W	61-51
2007	F24	8 /— College Station	W	97-87
2008	J23	16/25 College Station (5 OT)	L	110-116
2008	M5	Waco	W	71-57
2009	J14	—/21 College Station	W	84-73
2009	F14	Waco	L	68-72
2010	F6	—/20 College Station	W	78-71
2010	F24	22/24 Waco	L	66-70
2011	F5	16/— College Station (OT)	L	74-76
2011	F26	17/— Waco	L	51-58
2012	J2	—/ 4 Waco	L	52-61
2012	F1	—/ 6 College Station	L	60-63
2014	D9	Waco	L	63-77
2015	D19	16/— College Station	W	80-61

BETHUNE-COOKMAN A&M LEADS, 2-0

1996	J4	College Station	W	69-50
1997	N29	College Station	W	97-53

BIRMINGHAM SOUTHERN BSC LEADS, 1-0

2000	N26	College Station	L	54-74
------	-----	-----------------	---	-------

BOSTON COLLEGE BC LEADS, 1-0

2010	N25	Lake Buena Vista, FL	L	65-67
------	-----	----------------------	---	-------

BOSTON UNIVERSITY BU LEADS, 1-0

1986	D19	Lexington, KY	L	63-65
------	-----	---------------	---	-------

BOWLING GREEN SERIES TIED, 1-1

1965	D30	Oklahoma City	L	72-85
1976	D29	Portland, OR	W	89-81

BRADLEY BU LEADS, 2-1

1941-42	—	—	L	41-53
1946-47	—	Peoria, IL	L	63-91
1980	M7	Denton, TX (NCAA)	W	55-53

BROWN A&M LEADS, 1-0

1993	J5	College Station	W	92-52
------	----	-----------------	---	-------

BUCKNELL A&M LEADS, 1-0

1993	N28	College Station	W	73-69
------	-----	-----------------	---	-------

BUFFALO A&M LEADS, 2-0

2013	N8	College Station	W	82-58
2018	D21	8/— College Station	W	89-73

BUTLER A&M LEADS, 1-0

2021	N23	Las Vegas	W	57-50
------	-----	-----------	---	-------

BYU A&M LEADS, 2-1

1972	D27	—/14 Oklahoma City	L	81-83
2008	M20	—/23 Anaheim, CA (NCAA)	W	67-62
2009	M19	Philadelphia (NCAA)	W	79-66

CALIFORNIA CAL LEADS, 1-0

1949-50	—	San Francisco	L	48-59
---------	---	---------------	---	-------

CAL STATE NORTHRIDGE (CSUN) A&M LEADS, 1-0

2016	N24	Fullerton, Calif	W	95-73
------	-----	------------------	---	-------

CAL POLY A&M LEADS, 1-0

2015	D29	20/— College Station	W	82-63
------	-----	----------------------	---	-------

CANISIUS A&M LEADS, 1-0

1950-51	—	Buffalo	W	45-44
---------	---	---------	---	-------

CENTENARY A&M LEADS, 22-7

1925-26	—	—	W	21-17
1925-26	—	—	W	31-26
1926-27	—	—	W	39-20
1926-27	—	—	W	46-26
1929-30	—	—	W	26-24
1929-30	—	—	L	17-30
1930-31	—	—	W	31-17
1930-31	—	—	W	35-26
1931-32	—	—	W	38-26
1931-32	—	—	L	26-43
1933-34	—	—	W	44-26
1933-34	—	—	W	41-29
1941-42	—	—	W	52-27
1956	D1	Shreveport	L	59-67
1958	D13	Shreveport	W	68-57
1959	D1	College Station	W	95-38
1960	D9	College Station	W	77-54
1961	D1	Shreveport	W	58-56
1962	D1	College Station	W	91-74
1968	J29	Shreveport	L	93-99
1968	D5	College Station	W	72-65
1988	N25	Shreveport	L	77-80
1989	D5	College Station	L	82-89
1991	J14	College Station	W	103-82
1998	N23	College Station	W	76-67
2000	J5	College Station	L	60-63
2001	J4	College Station	W	77-67
2002	J3	Shreveport	L	63-73
2003	J2	College Station	W	90-66

CENTRAL ARKANSAS A&M LEADS, 1-0

2021	D29	Bryan-College Station	W	85-59
------	-----	-----------------------	---	-------

CENTRAL MICHIGAN A&M LEADS, 1-0

1988	D21	Las Vegas	W	73-57
------	-----	-----------	---	-------

CHAMINADE A&M LEADS, 1-0

1994	N23	Lahaina, HI	W	73-52
------	-----	-------------	---	-------

CHARLOTTE A&M LEADS, 2-0

1971	J9	Charlotte	W	66-62
1980	D12	12/— Charlotte	W	75-64

CHICAGO STATE A&M LEADS, 1-0

2004	D19	College Station	W	90-70
------	-----	-----------------	---	-------

CINCINNATI UC LEADS, 1-0

1975	M15	—/17 Lubbock (NCAA)	L	79-87
------	-----	---------------------	---	-------

CLEMSON TIED, 3-3

1969	D23	El Paso	W	78-63
1982	N26	Anchorage (2 OT)	L	79-82
1995	J7	—/18 Clemson	L	41-66
1996	D22	—/ 8 College Station	L	64-76
2005	M16	College Station (NIT)	W	82-74
2009	N26	—/19 Anaheim, CA	W	69-60

COLLEGE OF CHARLESTON A&M LEADS, 1-0

2014	N21	San Juan	W	59-50
------	-----	----------	---	-------

COLORADO SERIES TIED, 9-9

1969	M15	—/18	Manhattan, KS (NCAA)	L	82-97
1997	F8	—/15	Boulder	L	64-77
1998	J28		College Station	L	67-68
1999	F17		Boulder	L	61-71
2000	F12		College Station	W	74-69
2000	M9		Kansas City	L	53-79
2001	J13		Boulder	L	58-88
2002	F26		College Station	L	77-92
2003	F15		Boulder	L	83-98
2004	F28		College Station	L	70-76
2005	F19		Boulder	W	92-77
2006	F8	—/25	College Station	W	61-58
2006	M10		Dallas	W	86-53
2007	J13	8 /—	Boulder	W	87-69
2008	J12	10/—	College Station	W	86-69
2009	M4		Boulder	W	72-66
2010	J23		College Station	W	67-63
2011	F9	22/—	Boulder (OT)	W	73-70

COLORADO STATE SERIES TIED, 2-2

1952	D22		College Station	L	52-65
1969	D16		College Station	W	63-54
1996	N26		Fort Collins	W	59-58
1997	D10		College Station (OT)	L	82-86

COLUMBIA A&M LEADS, 1-0

1995	D2	Milwaukee	W	65-49
------	----	-----------	---	-------

CONNECTICUT UCONN LEADS, 2-1

1982	D29		Hartford, CT	L	63-69
1989	N24		Anchorage	W	92-81
2009	M21	—/ 5	Philadelphia (NCAA)	L	66-92

CREIGHTON CU LEADS, 1-0

1971	D23	Albuquerque	L	77-100
------	-----	-------------	---	--------

DALLAS CHRISTIAN A&M LEADS, 1-0

2021	D27	Bryan-College Station	W	102-52
------	-----	-----------------------	---	--------

DALLAS UNIV A&M LEADS, 3-0

1914-15	—		W	30-7
1914-15	—		W	40-10
1915-16	—		W	24-14

DANIEL BAKER A&M LEADS, 2-0

1916-17	—		W	37-5
1916-17	—		W	36-0

DARTMOUTH DART LEADS, 1-0

1989	D17	Bangor, ME	L	51-64
------	-----	------------	---	-------

DAVIDSON A&M LEADS, 1-0

1980	D13	12/—	Charlotte, NC	W	76-62
------	-----	------	---------------	---	-------

DAYTON UD LEADS, 2-0

1999	D21		Dayton	L	68-81
2014	N20		San Juan	L	53-55

DECATUR COLLEGE A&M LEADS, 3-0

1914-15			W	34-30
1914-15			W	41-26
1915-16			W	57-17

DELAWARE STATE A&M LEADS, 1-0

1991	D21	Lincoln, NE	W	69-67
------	-----	-------------	---	-------

DENVER A&M LEADS, 2-0

1974	J5		Houston	W	99-84
2016	D7		College Station	W	80-58

DePAUL A&M LEADS, 1-0

2005	M19	Rosemont (NIT)	W	75-72
------	-----	----------------	---	-------

DETROIT A&M LEADS, 2-0

2000	D30		Honolulu(OT)	W	81-72
2007	D19	11/—	College Station	W	79-39

DRAKE SERIES TIED, 2-2

1969	M13	—/11	Manhattan, KS (NCAA)	L	63-81
1984	D15		Des Moines	W	66-49
1987	J3		Des Moines	L	58-66
1988	N26		Shreveport, LA	W	69-63

DRURY DRURY LEADS, 1-0

1938-39	—		L	21-47
---------	---	--	---	-------

DUKE DUKE LEADS, 1-0

1987	M12	—/17	Indianapolis (NCAA)	L	51-58
------	-----	------	---------------------	---	-------

DUQUESNE DUQ LEADS, 2-0

1950-51			Pittsburgh	L	36-73
1968	D26	—/15	Oklahoma City	L	71-93

EASTERN KENTUCKY A&M LEADS, 1-0

1960	D29	Lubbock	W	76-57
------	-----	---------	---	-------

EASTERN NEW MEXICO A&M LEADS, 1-0

1952	D14	College Station	W	68-48
------	-----	-----------------	---	-------

FAIRFIELD SERIES TIED, 1-1

1974	D29		Richmond, VA	W	62-57
2019	D1		Lake Buena Vista, FL	L	62-67

FLORIDA UF LEADS, 9-6

1992	J2		Gainesville	L	46-73
1992	D22		College Station	W	57-54
2011	D17	22/13	Sunrise, FL	L	64-84
2013	J17	-/9	College Station	L	47-68
2014	F1	-/3	Gainesville	L	36-69
2015	F14		College Station	W	63-62
2015	M3		Gainesville	L	62-66
2016	J12	15/—	College Station	W	71-68
2016	M11	17/—	Nashville	W	72-66
2017	F11		Gainesville	L	62-71
2018	J2	11/—	College Station	L	66-83
2019	J22		Gainesville	L	72-81
2020	F12		College Station	L	61-78
2022	F15		Bryan-College Station	W	56-55
2022	M10		Tampa, FL (OT)	W	83-80

FLORIDA A&M A&M LEADS, 2-0

2007	D29	11/—	College Station	W	83-54
2008	D15		College Station	W	67-57

FLORIDA GULF COAST A&M LEADS, 1-0

2015	D2	18/—	College Station	W	75-65
------	----	------	-----------------	---	-------

FIU A&M LEADS, 1-0

1989	D21	Miami	W	114-90
------	-----	-------	---	--------

FLORIDA STATE FSU LEADS, 3-1

1956	D13		Tallahassee	W	83-74
1974	J4		Houston	L	79-99
1977	D16		Birmingham	L	77-100
2011	M18	20/—	Chicago (NCAA)	L	50-57

FORDHAM A&M LEADS, 1-0

2006	D12	13/—	College Station	W	84-61
------	-----	------	-----------------	---	-------

FURMAN SERIES TIED, 1-1

1969	D29		Greenville, SC	W	68-66
1970	D29		Greenville, SC	L	83-103

GEORGE WASHINGTON GW LEADS, 3-2

1972	J7		Washington, DC	W	72-64
1972	D11		College Station	L	72-79
1973	D21		Huntington, WV	L	65-91
2000	N18		Washington, DC	L	74-94
2001	N19		College Station	W	87-63

GEORGIA A&M LEADS, 7-5

2013	J26		College Station	L	52-59
2013	F9		Athens	L	46-52
2014	F8		Athens	L	50-62
2015	F11		College Station	L	53-62
2016	J16	15/—	Athens	W	79-45
2017	J21		Athens	W	63-62
2018	F28		Athens	W	61-60
2019	F12		College Station	W	73-56
2020	F1		Athens	L	48-63
2020	F15		College Station	W	74-69
2022	J4		Athens	W	81-79
2022	F22		Bryan-College Station	W	91-77

GEORGIA SOUTHERN A&M LEADS, 2-0

1996	J6		Statesboro, GA	W	67-63
1996	D10		College Station	W	83-38

GEORGIA TECH GT LEADS, 2-0

1956	D15		Atlanta	L	69-76
1985	D20	—/ 7	Jacksonville, FL	L	58-83

GONZAGA GONZAGA LEADS, 2-1

2015	N26	25/10	Paradise Island, Bahamas	W	62-61
2018	N15	—/ 3	Spokane	L	71-94
2019	N15	—/ 8	College Station	L	49-79

GRAMBLING STATE A&M LEADS, 4-0

2004	D22		College Station	W	97-66
2003	D21		College Station (2OT)	W	103-101
2005	D10		College Station	W	101-71
2006	D28	11/—	College Station	W	101-27

HARTFORD A&M LEADS, 2-0

1986	D30		Hartford, CT	W	79-66
2015	J3		College Station	W	58-49

HARVARD HARVARD LEADS, 1-0

2019	N28	Lake Buena Vista, FL	L	51-62
------	-----	----------------------	---	-------

HAWAII SERIES TIED, 1-1

1987	D28		Honolulu (OT)	W	80-78
1989	N27		Anchorage	L	71-75

HOLY CROSS A&M LEADS, 2-0

1989	D20		Miami, FL	W	96-93
1994	D30		College Station	W	96-82



ALL-TIME SERIES HISTORY

HOUSTON		UH LEADS, 53-32	
1946-47	Houston	L	41-60
1950-51	Houston	L	45-52
1950-51	College Station	W	55-46
1951 D8	College Station	L	29-38
1952 J25	Houston	L	44-52
1952 D10	College Station	W	65-59
1953 F21	Houston	L	44-48
1953 D8	Houston	L	56-62
1954 F24	College Station	L	51-52
1954 D2	College Station	L	63-85
1955 J15	Houston	L	66-107
1955 D14	College Station	L	44-78
1956 F4	Houston	L	74-105
1958 F4	College Station	W	92-74
1958 D5	College Station	W	57-45
1959 J24	Houston	W	71-64
1959 D7	College Station	W	67-49
1959 D17	Houston	W	64-62
1960 D6	College Station	W	66-61
1961 J19	Houston	L	85-89
1961 D5	College Station	W	64-49
1962 J30	Houston	L	69-73
1962 D15	College Station	W	69-67
1963 J30	Houston	L	57-58
1963 D5	College Station	W	61-58
1964 J28	Houston	L	65-73
1964 D14	College Station	W	74-67
1964 D17	Houston (Rice Gym)	L	49-59
1965 J30	Houston	L	74-79
1965 D9	College Station	W	93-88
1965 D16	Houston (Rice Gym)	L	85-90
1966 J29	Houston	L	85-97
1969 J28	Houston	L	71-85
1973 J6	Houston	L	85-114
1975 J4	Houston	L	72-92
1976 J20	College Station	W	74-67
1976 F17	Houston	W	94-80
1977 J22	College Station	L	71-78
1977 F19	Houston	L	83-116
1977 M3	Houston (The Summit)	L	77-96
1978 J12	College Station	L	73-80
1978 F4	Houston	L	89-94
1979 J10	Houston	W	69-43
1979 F3	College Station	W	66-58
1980 J28	College Station	W	92-79
1980 F22	Houston	W	82-72
1981 J28	Houston	L	71-76
1981 F28	College Station	W	78-77
1982 F1	College Station	W	95-77
1982 F27	Houston	L	93-96
1982 M5	Dallas	L	76-89
1983 J4	—/19 Houston	L	61-84
1983 F5	—/ 8 College Station	L	66-86
1984 J14	—/ 7 College Station	L	64-70
1984 F2	—/ 6 Houston	L	65-87
1985 J27	College Station	W	71-69
1985 F27	Houston	W	81-77
1986 J22	Houston	L	69-76
1986 F22	College Station	W	82-75
1987 J19	College Station	W	57-45
1987 F18	Houston	L	46-67
1988 J24	Houston	L	63-67
1988 F24	College Station	L	70-73
1989 J25	College Station	L	67-71
1989 F25	Houston	L	82-86
1989 M10	Dallas, TX	W	82-70
1990 J27	Houston	L	90-108
1990 F28	College Station	L	81-100

1991 J29	College Station	L	64-77
1991 M2	Houston	L	68-71
1992 J29	College Station	L	65-69
1992 F29	Houston	L	69-79
1993 J16	College Station	L	69-81
1993 F17	Houston	L	51-78
1993 M12	Dallas, TX	L	68-84
1994 J19	Houston	W	67-60
1994 F16	College Station	W	93-87
1995 J21	College Station	W	73-68
1995 F18	Houston	L	80-86
1996 J24	Houston (OT)	L	67-78
1996 F21	College Station	L	75-79
2003 D27	Houston (OT)	L	61-70
2004 D29	College Station	W	93-80
2012 D1	Houston	W	70-58
2013 D4	College Station	W	74-57

HOUSTON BAPTIST		A&M LEADS, 10-0	
1973 N30	College Station	W	85-72
1974 D3	College Station	W	84-77
1975 D6	College Station	W	127-80
1976 J3	Houston	W	99-74
1976 D10	Lafayette, LA	W	87-72
1977 D3	College Station	W	77-50
1987 N30	Houston	W	69-65
1988 D7	College Station	W	79-67
2013 J3	College Station	W	67-59
2021 N17	Bryan-College Station	W	73-39

HOWARD PAYNE		A&M LEADS, 2-0	
1913-14	—	W	n/a
1913-14	—	W	n/a

IDAHO STATE		A&M LEADS, 2-0	
1989 D2	San Marcos, TX	W	84-69
2006 N25	10/— College Station	W	74-44

ILLINOIS		ILLINOIS LEADS, 3-0	
1978 D23	17/15 Lexington, KY	L	57-71
1981 D12	Champaign, IL	L	63-76
1982 N27	Anchorage	L	70-72

ILLINOIS STATE		ISU LEADS, 2-0	
1984 D21	Stockton, CA (OT)	L	66-74
2014 M24	Normal, IL	L	55-62

ILLINOIS-CHICAGO		A&M LEADS, 2-1	
1996 J2	Chicago	W	79-62
1997 D1	College Station	W	61-54
2002 D20	Las Vegas	L	82-86

INDIANA		IU LEADS, 3-1	
1974 D14	—/ 3 Indianapolis	L	55-90
1978 N25	—/10 Anchorage	W	54-49
1983 D16	Bloomington	L	48-73
1989 D28	—/10 Bloomington	L	66-94

IONA		A&M LEADS, 2-1	
1979 N30	Anchorage	L	52-78
1986 D20	Lexington, KY	W	67-60
1987 D21	San Francisco (OT)	W	78-73

IOWA STATE		A&M LEADS, 11-9	
1997 F1	—/11 College Station	L	57-71
1998 J17	Ames	L	59-68
1999 J16	College Station	L	43-64
2000 J26	Ames	L	58-65

2001 J28	—/17 College Station	L	53-72
2002 J29	Ames	W	52-50
2003 F19	College Station	W	66-54
2003 M13	Dallas	L	70-97
2004 J28	Ames	L	82-91
2005 F22	College Station	W	75-59
2006 J21	Ames (OT)	W	86-81
2007 J31	8 /— College Station	W	73-49
2008 F5	18/— Ames	W	69-51
2008 M13	Kansas City	W	60-47
2009 F28	College Station	W	87-69
2010 F20	23/— Ames	W	60-56
2011 F16	17/— College Station	W	71-66
2012 J7	College Station	L	50-74
2012 F11	Ames	L	46-69
2016 F16	5/14 College Station	W	72-62

JACKSON STATE		A&M LEADS, 1-0	
2008 N21	College Station	W	96-78

JACKSONVILLE		A&M LEADS, 2-0	
1935-36	—	W	24-23
2006 D16	13/— College Station	W	97-58

JAMES MADISON		A&M LEADS, 1-0	
1980 D19	13/— Blacksburg, VA	W	51-47

KANSAS		KU LEADS, 21-1	
1967 D16	—/ 4 Lawrence	L	52-78
1997 J22	—/ 1 Lawrence	L	60-89
1998 J14	—/ 3 College Station	L	65-83
1999 J2	—/14 Lawrence	L	57-95
2000 J17	—/ 7 College Station	L	57-78
2001 J20	—/ 5 Lawrence	L	70-100
2002 J26	—/ 2 College Station	L	74-86
2003 F26	—/ 7 Lawrence	L	45-85
2004 J17	—/12 College Station	L	65-71
2005 J5	—/ 2 Lawrence	L	60-65
2006 J25	College Station	L	73-83
2007 F3	8 / 6 Lawrence	W	69-66
2008 M8	—/ 5 College Station	L	55-72
2008 M15	—/ 5 Kansas City	L	71-77
2009 J19	Lawrence	L	53-73
2010 F15	23/ 1 College Station	L	54-59
2010 M12	23/ 1 Kansas City	L	66-79
2011 M2	22/ 2 Lawrence	L	51-64
2012 J23	—/ 5 Lawrence	L	54-64
2012 F22	—/ 4 College Station	L	58-66
2012 M8	—/ 3 Kansas City	L	66-83
2018 J27	—/5 Lawrence	L	68-79

KANSAS STATE		KSU LEADS, 18-10	
1960 D3	—/20 Manhattan	L	64-69
1967 D15	Lawrence	L	77-82
1990 D28	Kansas City	L	49-81
1993 D1	Manhattan	L	54-63
1997 J25	College Station	W	76-67
1998 F25	Manhattan	L	80-95
1999 F10	College Station	W	79-74
1999 M4	Kansas City	L	76-87
2000 F23	Manhattan	L	76-81
2001 J6	College Station	L	48-53
2002 F12	Manhattan	L	38-69
2003 J25	College Station	W	79-66
2004 J21	Manhattan	L	61-70
2005 J22	College Station	W	65-51
2005 M10	Kansas City	L	62-68
2006 J18	Manhattan	L	54-58
2007 J6	11/— College Station	W	69-65

2008	J18	9 /--	Manhattan	L	54-75
2008	M14		Kansas City	W	63-60
2009	F7		College Station	L	60-65
2010	J12	-/12	Manhattan	L	65-88
2011	J22	10/24	College Station	W	64-56
2012	F4		Manhattan	L	53-64
2012	F28		College Station	L	70-76
2014	D20		Kansas City	L	64-71
2015	D12		College Station	W	78-68
2019	J26		College Station	W	65-53
2021	J30		Manhattan	W	68-61

KANSAS WESLEYAN **KW LEADS, 1-0**

1939-40				L	44-46
---------	--	--	--	---	-------

KENT STATE **KSU LEADS, 2-1**

1969	D12		Houston	L	66-68
1990	N23		Cincinnati	L	67-79
2008	N29		South Padre Island, TX	W	77-71

KENTUCKY **UK LEADS, 12-4**

1941-42				L	29-49
1946-47			Lexington	L	18-84
1978	D22	17/11	Lexington	W	73-69
2013	J12		Lexington	W	83-71
2013	F2		College Station (OT)	L	68-72
2014	J21	-/14	Lexington	L	51-68
2015	J10	-/1	College Station (2OT)	L	64-70
2016	F20	-/14	College Station (OT)	W	79-77
2016	M13	17/16	Nashville (OT)	L	77-82
2017	J3	-/6	Lexington	L	58-100
2017	M4	-/9	College Station	L	
2018	J9	-/21	Lexington	L	73-74
2018	F10	-/24	College Station	W	85-74
2019	J8	-/18	Lexington	L	74-85
2020	F25	-/8	College Station	L	60-69
2022	J19	-/12	Bryan-College Station	L	58-64

LA SALLE **SERIES TIED, 2-2**

1975	D19		Lawrence, KS	L	57-59
1979	D14		Provo, UT	L	67-73
1982	D10		Huntington, WV	W	82-74
1999	D30		Santa Clara, CA	W	70-69

LAFAYETTE **A&M LEADS, 1-0**

1982	D28		Hartford, CT	W	78-66
------	-----	--	--------------	---	-------

LAMAR **A&M LEADS, 8-7**

1953	D1		Beaumont	L	68-88
1961	D16		College Station	W	55-51
1962	D4		Beaumont	L	74-81
1968	D9		College Station	L	87-98
1971	J15		College Station	W	87-82
1979	D1		Anchorage	L	60-61
1982	M10		College Station (NIT)	W	60-58
1985	D5		Houston	L	59-68
1988	D2		College Station	W	76-72
1988	D19		Beaumont	L	67-74
1998	D6		College Station	W	77-69
1999	D18		Beaumont (OT)	L	69-76
2000	D5		College Station	W	83-60
2001	N24		Beaumont	W	77-74
2006	N17	12/--	College Station	W	94-60

LEHIGH **A&M LEADS, 1-0**

1986	D29		Hartford, CT	W	80-60
------	-----	--	--------------	---	-------

LIBERTY **A&M LEADS, 1-0**

2011	N9	19/--	College Station	W	81-59
------	----	-------	-----------------	---	-------

LONG BEACH STATE **SERIES TIED, 1-1**

2000	D22		Long Beach	L	76-83
2001	N30		College Station	W	71-56

LONG ISLAND **A&M LEADS, 2-1**

1949-50			New York City	L	52-66
1989	D16		Bangor, ME	W	99-96
2004	J6		College Station	W	89-63

LOUISIANA TECH **A&M LEADS, 4-3**

1966	D1		College Station	L	50-53
1967	D1		Ruston	W	84-77
1968	D12		College Station	W	102-83
1970	J24		Ruston	L	84-100
2006	N18	12/--	College Station	W	75-59
2012	N9		College Station	W	71-59
2015	M23		College Station	L	72-84

LOUISIANA-LAFAYETTE **A&M LEADS, 3-2**

1945-46			Lafayette	W	40-32
1976	D11		Lafayette	L	72-81
1977	D1		College Station	W	81-79
1994	D5		College Station	W	76-69
1995	D18		Lafayette	L	69-74

LOUISIANA-MONROE **A&M LEADS, 5-1**

2001	D22		Las Vegas	L	61-76
2002	D22		College Station	W	107-66
2004	J3		Monroe	W	75-67
2004	D15		College Station	W	78-36
2011	D10	22/--	College Station	W	67-54
2019	N11		College Station	W	63-57

LOUISVILLE **UL LEADS, 2-1**

1975	D27	-/11	Louisville	L	88-102
1980	M14	-/ 2	Houston (NCAA) (OT)	L	55-66
2007	M17	9 /16	Lexington, KY (NCAA)	W	72-69

LOYOLA (CHICAGO) **A&M LEADS, 2-0**

1979	D28		Minneapolis	W	70-69
1989	D27		Indianapolis	W	64-61

LOYOLA (NEW ORLEANS) **LOY LEADS, 1-0**

1956	D10		New Orleans	L	68-71
------	-----	--	-------------	---	-------

LOYOLA MARYMOUNT **A&M LEADS, 2-1**

1993	D30		Los Angeles	W	81-79
1995	J4		College Station	W	78-65
2001	D2		College Station	L	78-80

LSU **LSU LEADS, 28-18**

1916-17				L	15-24
1916-17				L	14-30
1920-21				L	30-31
1920-21				L	28-30
1920-21				L	16-24
1920-21				W	49-19
1920-21				W	56-43
1941-42				L	50-51
1945-46			Baton Rouge	L	45-44
1947-48			College Station	W	45-44
1948-49			Baton Rouge	L	55-58
1953	D14	-/10	Baton Rouge	L	56-77
1954	D13		Baton Rouge	L	61-73
1955	J20		College Station	W	58-47
1955	D10		College Station	W	73-59
1962	D21		Houston	W	67-61

1971	D28		Houston	W	73-68
1981	F22	-/ 2	Baton Rouge	L	57-67
1981	D7		College Station	W	68-63
1982	D8		Baton Rouge	L	70-88
1983	D3	-/12	Houston	L	65-75
2002	N30		Houston	W	79-77
2006	M18	-/18	Jacksonville, FL (NCAA)	L	57-58
2006	D5	6 / 9	Baton Rouge	L	52-64
2008	J5	10/--	College Station	W	79-53
2008	D20		Houston	W	72-61
2013	J23		Baton Rouge	L	54-58
2013	M6		College Station	L	57-68
2014	F12		College Station	W	83-73
2014	F26		Baton Rouge	L	49-68
2015	J17		Baton Rouge	W	67-64
2015	F17		College Station	W	68-62
2016	J19	10/--	College Station	W	71-57
2016	F13	15/--	Baton Rouge	L	71-76
2016	M12	17/--	Nashville	W	71-38
2017	J11		College Station	W	92-62
2017	F4		Baton Rouge	W	85-73
2018	J6	11/--	College Station	L	68-69
2018	J23		Baton Rouge	L	65-77
2019	J30	-/19	College Station	L	57-72
2019	F26	-/13	Baton Rouge	L	55-66
2020	J14		College Station (OT)	L	85-89
2020	F29		Baton Rouge	L	50-64
2020	D29		Baton Rouge	L	54-77
2021	J26		Bryan-College Station	L	66-78
2022	J26	-/19	Baton Rouge	L	64-70
2022	F8		Bryan-College Station	L	68-76

MAINE **A&M LEADS, 1-0**

1980	N28	15/--	Orono, ME	W	66-57
------	-----	-------	-----------	---	-------

MANHATTAN **A&M LEADS, 2-1**

1951	D13		New York City	L	42-44
2000	D29		Honolulu	W	72-64
2010	N26		Lake Buena Vista, FL	W	74-45

MARQUETTE **TIED, 1-1**

1982	D4	-/17	Milwaukee	L	58-73
1985	J9		Houston	W	77-69

MARSHALL **MU LEADS, 3-1**

1951	D11		Huntington	L	40-46
1982	D11		Huntington (OT)	L	58-60
1989	D7		College Station	L	66-69
2018	D22		College Station	W	92-68

MARYLAND-BALTIMORE CO. **A&M LEADS, 1-0**

1995	N28		College Station	W	75-47
------	-----	--	-----------------	---	-------

MARYLAND-EASTERN SHORE **A&M LEADS, 1-0**

1997	D21		College Station	W	105-60
------	-----	--	-----------------	---	--------

MCNEESE STATE **A&M LEADS, 5-1**

1994	D19		College Station	W	97-68
1995	D20		Lake Charles	L	68-83
2007	N9	14/--	College Station	W	73-50
2009	J3		College Station	W	57-52
2010	D31	18/--	College Station	W	66-57
2013	D14		College Station	W	73-60

MEMPHIS **MEM LEADS, 5-4**

1955	D5		Memphis	L	71-84
1957	D9	-/20	Memphis	W	71-68
1961	D11		Memphis	L	60-62



ALL-TIME SERIES HISTORY

1962	D8	College Station	W	78-67
1964	D1	Memphis	L	73-83
1964	D10	College Station	W	81-71
1965	D13	College Station	W	93-84
1966	D5	Memphis	L	56-66
2007	M22	9 / 5 San Antonio (NCAA)	L	64-65

MERCER A&M LEADS, 2-0

1990	D1	Huntington, WV	W	72-65
2014	D30	College Station	W	65-50

MIAMI (FL) UM LEADS, 3-0

1956	D19	Miami	L	80-86
2001	D8	College Station	L	55-64
2002	N26	Miami	L	72-78

MIAMI (OHIO) SERIES TIED, 1-1

1977	D27	Oklahoma City	L	68-79
1981	D28	Las Vegas	W	73-53

MICHIGAN MICH LEADS, 2-0

1962	D22	Houston	L	79-82
2018	M22	-/7 Los Angeles (NCAA)	L	72-99

MICHIGAN STATE MSU LEADS, 2-0

1971	D27	Houston	L	65-67
1989	N25	Anchorage	L	75-87

MIDWESTERN STATE A&M LEADS, 2-0

1959	D11	College Station	W	70-43
1969	D8	College Station	W	109-80

MINNESOTA MINN LEADS, 2-1

1979	D29	Minneapolis	L	63-69
2009	N29	-/16 Anaheim, CA	W	66-65
2018	N18	Vancouver, British Columbia	L	64-69

MISSISSIPPI (OLE MISS) A&M LEADS, 9-4

1972	D30	Oklahoma City	W	100-83
2013	F13	College Station	W	69-67
2013	F27	Oxford	L	73-82
2014	M1	College Station	W	71-60
2015	F4	Oxford	L	59-69
2016	F16	College Station	W	71-56
2017	J25	Oxford	W	80-76
2018	J16	College Station	W	71-69
2019	F6	Oxford	L	71-75
2020	J7	College Station	W	57-47
2021	J23	Oxford	L	50-61
2022	J11	Bryan-College Station	W	67-51
2022	F26	Oxford	W	76-66

MISSISSIPPI STATE A&M LEADS, 9-8

1963	D20	Houston	W	58-54
1966	D7	Hattiesburg, MS	L	49-62
2011	N17	18/- New York, NY	L	60-69
2013	J30	Starkville (OT)	W	55-49
2014	J18	Starkville (OT)	L	72-81
2014	F5	College Station	W	72-52
2015	J13	College Station	W	74-70
2016	J6	21/- Starkville	W	61-60
2016	F24	21/- College Station	W	68-66
2017	J14	Starkville	L	59-67
2018	F20	College Station	L	81-93
2019	M9	Starkville	L	81-92
2019	M14	Nashville, Tennessee	L	54-80
2020	F22	College Station	W	87-75

2021	J13	Starkville	W	56-55
2021	M3	Bryan-College Station	L	57-63
2022	M5	Bryan-College Station	W	67-64

MISSISSIPPI VALLEY STATE A&M LEADS, 3-0

2002	D28	Santa Clara, CA	W	65-56
2005	N22	College Station	W	84-53
2013	N11	College Station	W	91-67

MISSOURI A&M LEADS, 22-20

1969	D22	El Paso	L	79-81
1991	N30	Columbia	L	47-77
1992	D5	College Station	L	55-81
1997	J28	College Station	W	61-57
1998	F14	Columbia	L	60-73
1999	J9	College Station	L	91-96
1900	J29	Columbia	L	62-93
2001	F17	College Station	L	90-97
2001	M8	Kansas City	L	62-77
2002	J16	-/18 Columbia	L	50-74
2003	F12	-/21 College Station	W	73-71
2004	J10	Columbia	L	77-82
2004	M11	Dallas	L	68-74
2005	F5	College Station	W	91-63
2006	F21	Columbia	W	54-51
2007	M3	6 /- College Station	W	94-78
2008	F9	18/- Columbia	W	77-69
2009	M7	-/12 College Station	W	96-86
2010	F3	Columbia	W	77-74
2011	J15	13/12 College Station (OT)	W	91-89
2011	M10	21/- Kansas City	W	86-71
2012	J16	-/ 5 Columbia	L	51-70
2012	F18	-/ 3 College Station	L	62-71
2013	F7	-/20 College Station	W	70-68
2013	M14	Nashville	L	50-62
2014	M5	Columbia	L	56-57
2014	M13	Atlanta (2OT)	L	83-91
2015	J21	College Station	W	62-50
2015	F7	Columbia	W	83-61
2016	J23	10/- College Station	W	66-53
2016	F27	21/- Columbia	W	84-69
2017	F8	College Station	W	76-73
2017	F28	Columbia	W	60-43
2018	J20	College Station	W	60-49
2018	F13	21/- Columbia	L	58-62
2019	J19	College Station	L	43-66
2019	F9	Columbia	W	68-59
2020	J21	Columbia	W	66-64
2020	F4	College Station	W	68-51
2021	J16	-/17 Bryan-College Station	L	52-68
2022	J15	Columbia	W	67-64
2022	F5	Bryan-College Station	L	66-70

MISSOURI STATE MSU LEADS, 2-0

2001	D17	Springfield	L	65-76
2013	N29	Corpus Christi	L	67-73

MONTANA A&M LEADS, 1-0

2015	M17	College Station	W	81-64
------	-----	-----------------	---	-------

MONTANA STATE SERIES TIED, 1-1

1993	D6	College Station (2 OT)	W	102-95
1994	D17	Bozeman	L	78-90

MONTANA STATE-BILLINGS MSUB LEADS, 1-0

1980	D30	11/- Billings (OT)	L	38-39
------	-----	-----------------------	---	-------

MOREHEAD STATE A&M LEADS, 1-0

1946-47		Morehead, KY (OT)	W	59-55
---------	--	-------------------	---	-------

MORRIS BROWN A&M LEADS, 1-0

2000	N29	College Station	W	79-46
------	-----	-----------------	---	-------

MURRAY STATE MSU LEADS, 1-0

1946-47		Murray, KY	L	46-49
---------	--	------------	---	-------

NAVY A&M LEADS, 1-0

1956	D27	Houston	W	76-75
------	-----	---------	---	-------

NEBRASKA NU LEADS, 12-8

1969	D13	Houston	L	69-78
1986	D14	College Station	W	66-64
1987	D2	Lincoln	L	60-92
1991	D20	Lincoln	L	68-91
1997	J11	Lincoln	L	72-74
1998	F11	College Station	L	58-75
1999	F27	Lincoln	L	68-87
2000	M4	College Station (OT)	W	83-76
2001	F28	Lincoln	L	69-97
2002	F20	College Station	L	72-82
2003	J15	Lincoln	W	53-52
2004	F11	College Station	L	77-83
2005	J26	Lincoln	L	67-77
2006	F25	College Station	W	66-55
2007	F10	6 /- Lincoln	W	66-55
2008	F23	22/- College Station	L	59-65
2009	F24	Lincoln	W	57-55
2010	J9	College Station	W	64-53
2010	M11	23/- Kansas City	W	70-64
2011	J29	13/- Lincoln	L	48-57

NEVADA TIED, 1-1

1976	D18	Houston	L	56-72
1979	M12	Reno (NIT)	W	67-64

NEW MEXICO UNM LEADS, 6-2

1966	D29	-/ 5 Albuquerque	L	54-85
1971	D22	Albuquerque	W	73-95
1979	M8	Albuquerque (NIT)	W	79-68
1985	M12	Albuquerque (NIT)	L	67-80
1991	D10	College Station	L	72-94
1992	D3	Albuquerque	L	69-71
2009	D12	16/- Houston	W	81-84
2014	N23	San Juan	W	64-51

NEW ORLEANS A&M LEADS, 3-2

1992	D29	New Orleans	L	55-72
1994	M16	New Orleans (OT)	L	73-79
2014	N28	College Station	W	87-65
2020	N29	Bryan-College Station	W	82-53
2021	N30	Bryan-College Station	W	85-65

NEW YORK UNIV NYU LEADS, 1-0

1966	D30	Albuquerque	L	67-79
------	-----	-------------	---	-------

NIAGARA NIA LEADS, 1-0

1949-50		Lewiston, NY	L	50-53
---------	--	--------------	---	-------

NICHOLLS STATE A&M LEADS, 1-0

2011	J3	16/- College Station	W	66-55
------	----	-------------------------	---	-------

NORTH CAROLINA SERIES TIED, 2-2

1980	M9	-/15 Denton, TX (NCAA) (2 OT)	W	78-61
2000	D9	-/14 Houston	L	60-82
2001	D30	Chapel Hill	L	62-96
2018	M18	-/12 Charlotte (NCAA)	W	86-65

NORTH CAROLINA A&T				A&M LEADS, 2-1	
1996	N23	College Station	W	68-62	
1999	N27	College Station	L	77-94	
2004	N19	College Station	W	89-56	

NORTH CAROLINA STATE				NCST LEADS, 1-0	
1978	N24	Anchorage	L	65-81	

NORTH DAKOTA				A&M LEADS, 2-0	
2009	J5	College Station	W	76-62	
2010	J5	College Station	W	82-41	

NORTH FLORIDA				A&M LEADS, 1-0	
2021	N10	Bryan-College Station	W	64-46	

NORTH TEXAS				A&M LEADS, 12-9	
1936-37	—	—	W	21-19	
1936-37	—	—	W	27-13	
1936-37	—	—	W	27-25	
1938-39	—	—	L	23-41	
1939-40	—	—	W	31-29	
1946-47	—	College Station	L	49-59	
1947-48	—	College Station	L	55-59	
1949-50	—	College Station	W	74-33	
1950-51	—	Denton	W	40-35	
1951	D3	College Station	L	43-46	
1966	D15	College Station	L	69-72	
1967	D13	Denton	L	65-71	
1979	D21	Las Vegas	W	97-56	
1995	D6	College Station	W	68-50	
1996	D5	Denton	L	78-84	
1998	N13	College Station	W	80-59	
1999	N29	Denton	L	88-91	
2000	N20	College Station	W	77-74	
2005	D6	College Station	W	72-70	
2009	D7	16/—	W	75-65	
2013	D31	College Station	L	41-61	

NORTHERN ILLINOIS				SERIES TIED, 1-1	
1993	J2	College Station	W	85-73	
1994	J5	DeKalb, IL	L	66-79	

NORTHERN IOWA				SERIES TIED, 1-1	
1996	D28	El Paso	L	70-82	
2016	M20	15/—	W	92-88	

NORTHERN KENTUCKY				A&M LEADS, 1-0	
2017	D19	8/—	W	64-58	

NORTHWESTERN				A&M LEADS, 3-2	
1969	D30	Greenville, SC (OT)	W	93-91	
1973	D22	Huntington, WV	W	86-84	
1974	D19	El Paso	W	67-55	
1992	D17	Evanston	L	60-71	
1993	D18	College Station	L	48-67	

NORTHWESTERN STATE				A&M LEADS, 10-2	
1952	D12	College Station	L	53-58	
1969	D4	College Station	L	71-73	
1971	D4	College Station	W	91-75	
1987	D7	College Station	W	63-61	
2005	D31	College Station	W	73-61	
2010	J2	College Station	W	89-63	
2012	N26	College Station	W	78-65	
2015	N14	College Station	W	109-68	
2017	N11	College Station	W	72-44	
2018	D3	College Station	W	80-59	
2019	N6	College Station	W	77-63	

2021	D21	Bryan-College Station	W	80-61	
------	-----	-----------------------	---	-------	--

NOTRE DAME				A&M LEADS, 1-0	
2021	N24	Las Vegas	W	73-67	

OAKLAND				A&M LEADS, 2-1	
2002	D2	College Station	W	71-65	
2003	D6	Rochester, MI	L	58-90	
2004	D1	College Station	W	81-63	

OHIO STATE				A&M LEADS, 2-1	
1947-48	—	Columbus	L	40-54	
1957	D14	Columbus	W	72-69	
2007	N23	15/—	W	70-47	

OKLAHOMA				OU LEADS, 31-11	
1960	D16	Houston	L	56-69	
1986	D2	—/ 7	Norman	L	79-93
1987	N28	—/19	Norman	L	80-104
1988	D29	—/ 6	Oklahoma City	L	80-128
1990	N28	—/18	College Station	L	65-81
1997	J5	—	College Station	L	59-78
1997	F4	—	Norman (OT)	L	59-62
1997	M6	—	Kansas City	L	58-67
1998	J10	—	College Station	L	66-76
1998	J31	—	Norman	L	71-80
1999	F13	—	Norman	L	75-102
1999	F24	—	College Station	W	74-72
2000	J8	—/19	Norman	L	53-78
2000	M1	—/20	College Station	L	59-77
2001	J9	—/19	Norman	L	65-78
2001	F3	—/21	College Station	L	63-72
2002	J5	—/10	Norman	L	63-89
2002	F9	—/ 4	College Station	L	64-68
2003	J28	—/ 6	Norman	L	68-75
2003	M1	—/ 3	College Station	L	64-69
2004	F14	—	College Station	L	72-78
2004	M3	—	Norman	L	60-86
2005	J18	—/18	College Station	L	54-70
2005	F2	—/14	Norman	L	65-69
2006	J14	—/22	College Station	L	44-45
2006	F1	—/18	Norman	L	63-71
2007	J27	6 /—	College Station	W	70-61
2007	F17	6 /—	Norman	W	56-49
2008	F2	23/—	College Station	W	60-52
2008	M1	—	Norman	L	37-64
2009	J17	—/ 5	College Station	L	63-69
2009	F4	—/ 2	Norman	L	71-77
2010	J19	—	College Station	W	65-62
2010	M6	23/—	Norman	W	69-54
2011	J8	16/—	Norman	W	69-51
2011	F23	17/—	College Station	W	61-47
2012	J21	—	College Station (OT)	W	81-75
2012	M3	—	Norman	L	62-65
2012	M7	—	Kansas City	W	62-53
2012	D15	—	Oklahoma City	L	54-64
2013	D21	—	Houston	L	52-64
2016	M24	15/—	Anaheim (NCAA)	L	63-77

OKLAHOMA BAPTIST				A&M LEADS, 1-0	
1938-39	—	—	W	30-14	

OKLAHOMA CHRISTIAN				A&M LEADS, 1-0	
1973	D28	Edinburg, TX	W	89-68	

OKLAHOMA CITY UNIV				OCU LEADS, 6-5	
1940-41	—	—	W	21-19	
1950-51	—	Oklahoma City	L	39-44	
1952	J7	—/15	Oklahoma City	L	55-62

1952	F26	College Station	W	46-42	
1953	D9	—/19	College Station	L	38-60
1955	F10	—	Oklahoma City	L	34-55
1956	J30	—/16	Oklahoma City	L	56-76
1961	D29	—	Oklahoma City	W	71-69
1963	D19	—	Houston	L	70-80
1977	D30	—	Oklahoma City	W	84-79
1981	D11	—	Champaign, IL	W	89-77

OKLAHOMA PANHANDLE STATE				A&M LEADS, 1-0	
1938-39	—	—	W	37-11	

OKLAHOMA STATE				OSU LEADS, 32-18	
1918	F5	College Station	W	15-8	
1918	F6	College Station	W	21-19	
1923	J15	College Station	W	35-17	
1923	J21	Stillwater	W	24-17	
1924	F29	Stillwater	W	48-32	
1924	M1	Stillwater	L	24-37	
1925	J23	College Station	L	15-24	
1925	J24	College Station (2 OT)	L	17-19	
1940	D26	Oklahoma City	L	30-38	
1949	D7	Stillwater	L	34-55	
1960	D15	Houston	L	58-60	
1972	D6	Tulsa (OT)	W	67-64	
1981	D18	El Paso	W	80-72	
1988	D30	Oklahoma City	L	79-94	
1994	D3	Tulsa	L	56-86	
1997	F15	College Station	L	60-62	
1997	F19	Stillwater	L	55-72	
1998	J3	College Station	L	65-100	
1998	J24	Stillwater	L	62-94	
1999	J6	—/22	College Station	L	59-64
1999	J30	—	Stillwater	L	61-66
2000	J22	—/12	College Station	W	64-59
2000	F5	—/13	Stillwater	L	55-87
2001	J24	—	Stillwater	L	64-76
2001	F21	—	College Station	L	76-82
2002	F16	—/15	College Station	L	66-71
2002	M2	—/12	Stillwater	L	51-66
2003	J11	—	College Station	L	76-93
2003	M8	—	Stillwater	L	52-77
2004	F3	—/13	College Station	L	79-91
2004	M6	—/ 7	Stillwater	L	41-70
2005	F12	—/10	College Station	L	59-66
2005	M2	—/ 8	Stillwater	L	63-69
2006	J11	—	Stillwater	L	77-79
2006	F11	—	College Station	W	46-44
2007	J20	8 /12	College Station	W	67-49
2007	F21	8 /—	Stillwater	W	66-46
2007	M9	7 /—	Oklahoma City	L	56-57
2008	J26	16/—	Stillwater	W	59-56
2008	F16	16/—	College Station	L	54-59
2009	J10	—	Stillwater	L	61-72
2009	J31	—	College Station	W	76-64
2010	J27	—	Stillwater	L	69-76
2010	M3	23/—	College Station	W	76-61
2011	J12	13/—	College Station	W	71-48
2011	F19	17/—	Stillwater	W	67-66
2012	J28	—	College Station	W	76-61
2012	F25	—	Stillwater	L	42-60
2017	N20	16/—	Brooklyn	W	72-55
2020	J25	—	College Station	L	62-73

ORAL ROBERTS				A&M LEADS, 8-4	
1972	D23	—/16	Tulsa	L	99-117
1974	D7	—	College Station (OT)	L	83-84
1977	D10	—	Tulsa	W	79-73
1978	D4	—	College Station	W	85-79



ALL-TIME SERIES HISTORY

TEXAS A&M MEN'S BASKETBALL

HOME OF THE 12TH MAN

1983	D10	Tulsa	L	66-84
1984	D5	College Station	W	71-70
1985	D14	Tulsa	W	81-75
1986	D8	College Station	W	63-56
1994	F9	College Station	W	79-66
1994	D2	Tulsa	W	60-58
1998	N28	Tulsa (OT)	L	86-89
2007	N13	15/-- College Station	W	67-53

OREGON SERIES TIED, 1-1

1970	D11	--/18 Houston	L	70-94
2022	M19	Bryan-College Station (NIT)	W	75-60

OREGON STATE A&M LEADS, 3-2

1941-42	--	--	L	30-36
1976	D28	Portland, OR	L	58-80
2018	D15	Portland, OR	W	67-64
2019	D21	College Station	W	64-49
2021	D18	Corvallis	W	83-73

OUACHITA BAPTIST A&M LEADS, 1-0

2007	N17	15/-- College Station	W	85-59
------	-----	-----------------------	---	-------

PACIFIC A&M LEADS, 7-2

1961	J30	College Station	W	86-39
1968	D28	Oklahoma City	W	77-75
1979	D2	Anchorage	W	82-66
1984	D22	Stockton	W	79-62
1987	D18	Sacramento	L	77-78
1995	D30	Tucson	W	77-72
2006	J3	Stockton	L	56-63
2006	D2	8 /-- College Station	W	74-62
2010	D4	College Station	W	79-59

PENN A&M LEADS, 1-0

2007	M15	9 /-- Lexington, KY (NCAA)	W	68-52
------	-----	----------------------------	---	-------

PENN STATE A&M LEADS, 4-0

1972	D28	Oklahoma City	W	62-55
2005	J2	State College	W	62-60
2005	D3	College Station	W	60-55
2017	N21	16/-- Brooklyn	W	98-87

PEPPERDINE A&M LEADS, 2-1

1946-47	--	College Station	L	36-53
1954	D22	Canyon, TX	W	86-84
2017	N24	16/-- College Station	W	81-65

PHILLIPS UNIV A&M LEADS, 2-0

1921-22	--	--	W	31-25
1921-22	--	--	W	30-18

PITTSBURGH PITT LEADS, 1-0

1985	D27	New Orleans	L	62-79
------	-----	-------------	---	-------

PORTLAND PORT LEADS, 1-0

1982	D17	Missoula, MT	L	51-60
------	-----	--------------	---	-------

PRAIRIE VIEW A&M A&M LEADS, 13-0

1978	D12	College Station	W	113-63
1983	N29	College Station	W	89-58
1985	D11	College Station	W	88-60
1991	N25	College Station	W	83-56
2002	D7	Prairie View (2 OT)	W	83-78
2003	N29	College Station	W	88-79
2004	D4	College Station	W	82-40
2006	N10	13/-- College Station	W	81-49
2009	D2	19/-- College Station	W	84-59

2010	D8	College Station	W	87-63
2012	N15	College Station	W	81-59
2013	N19	College Station	W	75-65
2017	D9	7/-- College Station	W	73-53

PRINCETON PRIN LEADS, 3-0

1994	D27	New Orleans (NIT) (3 OT)	L	66-71
1996	D27	El Paso	L	38-46
2002	D27	Santa Clara, CA	L	62-76

PROVIDENCE A&M LEADS, 1-0

2018	M16	Charlotte (NCAA)	W	73-69
------	-----	------------------	---	-------

PURDUE PUR LEADS, 3-1

1941-42	--	--	L	31-55
1982	M19	West Lafayette (NIT)	L	68-86
2001	D21	Las Vegas	W	71-64
2010	M21	23/10 Spokane, WA (NCAA) (OT)	L	61-63

RHODE ISLAND URI LEADS, 1-0

1994	D28	New Orleans	L	68-87
------	-----	-------------	---	-------

RICE A&M LEADS, 107-81

1915	F6	Houston	L	16-27
1916	F12	College Station	W	25-20
1916	F18	Houston	L	9-16
1916	F19	Houston	L	22-24
1917	J15	Houston	L	16-19
1917	J16	College Station	W	21-13
1917	F26	Houston	L	24-25
1917	F27	College Station	W	27-20
1918	J24	College Station	L	14-18
1918	J25	College Station	W	25-21
1918	M1	Houston	L	26-27
1918	M2	Houston	L	21-29
1920	J30	Houston	W	39-16
1920	J31	Houston	W	28-10
1920	F20	College Station	W	43-13
1920	F21	College Station	W	28-13
1921	J21	Houston	W	20-19
1921	J22	Houston	W	35-17
1921	F17	College Station	W	26-16
1921	F18	College Station	W	28-18
1922	J20	College Station	W	22-7
1922	J21	College Station	W	19-12
1922	F17	Houston	W	15-6
1922	F18	Houston	W	13-9
1923	J26	College Station	W	32-24
1923	J27	College Station	L	15-26
1923	F16	Houston	W	29-24
1923	F17	Houston	W	25-23
1924	J25	College Station	W	23-13
1924	J26	College Station	W	22-14
1924	F15	Houston	W	31-26
1924	F16	Houston	L	26-28
1924-25	--	College Station	W	35-17
1925	J28	Houston	W	29-21
1926	J22	Houston	W	32-30
1926	J26	College Station	W	32-28
1927	J14	Houston	W	29-28
1927	F23	College Station	W	44-20
1928	J7	Houston	W	27-23
1928	J30	College Station	L	30-33
1929	J10	College Station	W	33-29
1929	J15	Houston	L	30-38
1930	J21	Houston	L	17-23
1930	F8	College Station	L	17-26
1931	J24	Houston	L	24-27
1931	F17	Houston	W	26-23

1932	J9	Houston	L	29-40
1932	F16	College Station	W	27-6
1932	D13	--	L	35-50
1933	J7	--	W	35-18
1933	F11	Houston	W	26-18
1934	J10	Houston	L	28-31
1934	F28	College Station	W	40-36
1935	J5	Houston	L	32-46
1935	F19	College Station	L	23-33
1936	F14	College Station	L	32-38
1936	F25	Houston	L	29-44
1937	J6	Houston	L	25-32
1937	J27	College Station	W	28-24
1938	J15	College Station	W	45-39
1938	M1	Houston	W	52-45
1939	J5	College Station	L	39-51
1939	J16	Houston	L	29-37
1940	J18	College Station	L	44-62
1940	J23	Houston	L	54-67
1941	J11	Houston	L	34-68
1941	F22	College Station	L	46-50
1942	J10	Houston	W	36-34
1942	J21	College Station	L	42-44
1943	J20	Houston	L	33-42
1943	F27	College Station	L	30-40
1944	J22	College Station	L	33-63
1944	F8	Houston	L	33-67
1945	J6	College Station	L	22-53
1945	J20	Houston	L	25-68
1946	J16	College Station	L	34-36
1946	F9	Houston (OT)	L	59-64
1947	J25	College Station	W	52-39
1947	F12	Houston	L	48-53
1948	J21	Houston	L	47-49
1948	F13	College Station	L	48-52
1949	J13	Houston	L	53-54
1949	M4	College Station	L	39-53
1950	J18	College Station	W	56-37
1950	F28	Houston	L	52-62
1951	J4	College Station	W	51-39
1951	F17	Houston	W	45-42
1952	J11	College Station	W	55-44
1952	M1	Houston	W	56-54
1953	J24	Houston	L	34-52
1953	F14	College Station	L	56-69
1953	D28	--/11 Houston	L	43-55
1954	J9	--/11 Houston	L	53-78
1954	F9	College Station	L	47-61
1955	J4	Houston	L	41-61
1955	M1	College Station	L	52-67
1955	D28	Houston	L	81-110
1956	J7	--/17 Houston	L	77-89
1956	F24	--/18 College Station	L	61-85
1956	D29	Houston	L	44-66
1957	J3	College Station	L	39-53
1957	M1	Houston	L	55-57
1958	J10	College Station (OT)	L	59-62
1958	F11	Houston	L	57-67
1958	D27	Houston	W	60-59
1959	J6	19/-- College Station	L	65-70
1959	F28	Houston	L	67-74
1960	J19	10/-- Houston	W	61-43
1960	F13	12/-- College Station	W	94-53
1961	F7	College Station	W	79-59
1961	F18	Houston	W	65-58
1962	F6	College Station	W	88-73
1962	F20	Houston	L	62-63
1963	J8	College Station	W	71-61
1963	M5	Houston	L	70-73
1964	F1	Houston	W	74-70

1964	F15	College Station	W	79-67
1964	D16	Houston	W	69-60
1965	J16	Houston	W	93-55
1965	F16	College Station	W	104-93
1965	D15	Houston	W	89-81
1966	J8	Houston	W	92-85
1966	F25	College Station	W	93-65
1967	J3	College Station	W	69-66
1967	F11	Houston	L	79-101
1968	F6	Houston	W	75-66
1968	F13	College Station	W	78-58
1969	F8	College Station	W	90-82
1969	F15	Houston	W	84-83
1970	J27	Houston	L	58-68
1970	M3	College Station	W	91-86
1971	J26	Houston	W	74-73
1971	F13	College Station	L	71-73
1972	F1	Houston	W	80-70
1972	F26	College Station	L	69-73
1973	J27	Houston	L	75-81
1973	F20	College Station	W	90-80
1974	J26	College Station	W	80-79
1974	F19	Houston	W	96-82
1975	J21	Houston	W	64-61
1975	F22	College Station	W	99-66
1976	J26	College Station	W	85-77
1976	F24	20/-- Houston	W	98-67
1977	J29	College Station	W	93-60
1977	F17	Houston	W	79-61
1978	J28	College Station	W	74-70
1978	F21	Houston	W	81-75
1979	J27	14/-- Houston	W	81-62
1979	F20	College Station	W	92-60
1980	J19	Houston	W	84-65
1980	F9	College Station	W	55-53
1981	J20	College Station	L	50-54
1981	F14	Houston	W	71-56
1982	J23	Houston	W	68-59
1982	F13	College Station	W	82-71
1983	J8	College Station	W	76-63
1983	F9	Houston	W	51-45
1984	J4	Houston	W	52-47
1984	F4	College Station	L	42-43
1985	J30	Houston	W	64-52
1985	M2	College Station	W	79-62
1986	J25	College Station	W	68-55
1986	F26	Houston	W	70-62
1987	J21	Houston	L	67-69
1987	F21	College Station	W	63-60
1988	J20	College Station	W	75-70
1988	F20	Houston	W	67-55
1989	J21	Houston	L	77-79
1989	F22	College Station	W	72-58
1990	J24	College Station	W	89-82
1990	F24	Houston	W	103-95
1991	J26	Houston	L	76-98
1991	F27	College Station	L	55-72
1992	J25	College Station	L	64-79
1992	F26	Houston	L	70-77
1993	J12	College Station	L	65-66
1993	M6	Houston	W	82-76
1994	J16	Houston	W	67-64
1994	F19	College Station	W	75-61
1995	J17	Houston	L	62-66
1995	F15	College Station	L	69-75
1995	M9	Dallas	L	75-84
1996	J20	College Station	W	78-56
1996	F17	Houston	L	55-60
1999	D11	Houston (Compaq Center)	W	56-53
2007	D31	10/-- College Station	W	68-41

2008	D31	Houston	W	72-60
2011	D22	College Station	L	58-65
2013	N15	College Station	W	68-65
RICHMOND RICH LEADS, 1-0				
1957	D12	Houston	L	50-70
ROBERT MORRIS RMC LEADS, 1-0				
1990	N30	Huntington, WV	L	86-105
SACRAMENTO STATE SAC LEADS, 1-0				
1987	D19	Sacramento	L	84-87
ST. EDWARD'S A&M LEADS, 1-0				
1981	N30	College Station	W	104-57
SAINT FRANCIS (PA) A&M LEADS, 1-0				
2017	D28	College Station	W	81-58
SAINT JOSEPH (PA) SJ LEADS, 2-0				
1992	D28	New Orleans	L	50-64
2005	M23	College Station (NIT)	L	51-58
SAINT LOUIS SLU LEADS, 5-1				
1946-47		St. Louis	L	42-57
1949-50	-/ 3	St. Louis	L	51-55
1976	D27	Portland, OR (2 OT)	L	77-87
2000	D27	Honolulu	L	60-72
2006	N19	12/-- College Station	W	69-33
2012	N19	Kansas City	L	49-70
ST. JOHN'S A&M LEADS, 1-0				
2011	N18	18/-- New York, NY	W	58-57
ST. MARY'S (CA) SERIES TIED, 1-1				
1994	N26	Moraga	L	68-80
1995	D16	College Station	W	83-55
ST. MARY'S (TX) SM LEADS, 6-4				
1938-39		--	W	35-27
1938-39		--	L	38-52
1939-40		--	L	47-48
1939-40		--	L	29-32
1940-41		--	W	34-32
1940-41		--	L	42-43
1956	D3	College Station	W	69-60
1957	D6	San Antonio	L	56-69
1983	F21	College Station	W	96-76
1984	N28	College Station	L	66-70
SAM HOUSTON STATE A&M LEADS, 68-17				
1912-13		--	W	72-9
1912-13		--	W	40-12
1913-14		--	W	--
1913-14		--	W	--
1914-15		--	W	36-5
1914-15		--	W	39-28
1914-15		--	W	30-13
1921-22		--	W	37-17
1921-22		--	W	25-9
1922-23		--	W	48-13
1922-23		--	L	16-17
1924-25		--	W	25-15
1924-25		--	W	21-14
1925-26		--	L	13-31
1925-26		--	W	21-18
1926-27		--	W	23-17

1926-27		--	L	22-23
1927-28		--	W	32-29
1927-28		--	W	33-31
1927-28		--	L	29-34
1927-28		--	W	37-15
1928-29		--	W	34-9
1928-29		--	W	28-25
1928-29		--	W	39-24
1928-29		--	W	29-23
1929-30		--	W	32-20
1929-30		--	W	40-29
1929-30		--	L	19-25
1929-30		--	L	15-21
1930-31		--	W	26-16
1930-31		--	W	43-29
1931-32		--	W	30-27
1931-32		--	W	28-23
1932-33		--	L	38-43
1933-34		--	W	38-20
1933-34		--	W	45-27
1934-35		--	W	35-33
1934-35		--	W	28-18
1935-36		--	W	34-29
1935-36		--	W	30-12
1936-37		--	L	32-34
1936-37		--	W	26-24
1936-37		--	L	24-30
1937-38		--	W	31-30
1937-38		--	L	29-43
1937-38		--	W	27-26
1938-39		--	W	30-25
1938-39		--	L	23-26
1939-40		--	W	43-41
1939-40		--	W	44-40
1940-41		--	L	21-32
1940-41		--	W	45-33
1941-42		--	L	33-50
1941-42		--	W	54-42
1942-43		--	W	68-38
1942-43		--	L	43-44
1945-46		College Station	W	50-27
1945-46		Huntsville	W	44-34
1947-48		Huntsville	W	65-55
1947-48		College Station	W	57-47
1948-49		Huntsville	L	43-47
1948-49		College Station	L	50-53
1950-51		College Station	W	40-36
1950-51		Huntsville	W	50-45
1956	J19	College Station	W	75-46
1956	D5	Huntsville	L	58-59
1958	D9	College Station	W	81-54
1963	D16	College Station	W	96-63
1964	D8	Huntsville	W	75-58
1975	J16	College Station	W	101-71
1975	D9	College Station	W	105-74
1976	D7	College Station	W	100-83
1977	D6	College Station	W	95-73
1978	D6	College Station	W	107-74
1979	D10	College Station	W	71-47
1980	D8	14/-- College Station	W	75-58
1981	D3	College Station	W	81-57
1990	N24	Cincinnati	W	103-87
1991	D7	College Station	W	72-67
1997	D8	College Station	W	91-68
1998	D3	Huntsville	W	73-70
2008	D28	College Station	W	60-50
2011	D7	22/-- College Station	W	64-37
2013	N24	College Station	W	79-62
2014	D3	College Station	W	66-63



ALL-TIME SERIES HISTORY

SAMFORD				A&M LEADS, 2-0	
1977	D17	Birmingham	W	106-91	
2009	N20	College Station	W	68-49	

SAN FRANCISCO				A&M LEADS, 3-1	
1960	F1	10/--	San Francisco	W	69-65
1967	D30		Seattle	W	77-75
1976	J2	--/19	Houston	L	75-77
1978	D16	--/19	San Francisco	W	68-65

SANTA CLARA				SCU LEADS, 2-0	
1960	F2	10/--	Santa Clara	L	55-66
1999	D29		Santa Clara	L	48-60

SAVANNAH STATE				A&M LEADS, 3-0	
2005	D17		College Station	W	67-34
2017	D13	9/--	College Station	W	113-66
2018	N7		College Station	W	98-83

SEATTLE				A&M LEADS, 3-0	
1961	D28		Oklahoma City, OK	W	71-54
1967	D29		Seattle	W	80-72
1975	D26		Louisville, KY	W	71-67

SETON HALL				SHU LEADS, 3-0	
1947-48			South Orange, NJ	L	44-46
1948-49			South Orange, NJ	L	55-69
1993	D22		South Orange, NJ	L	55-62

SFA				A&M LEADS, 19-3	
1932-33				L	38-54
1933-34				W	39-30
1934-35				W	39-23
1946-47			College Station	W	58-52
1966	D13		College Station	W	78-76
1968	D16		College Station	L	74-75
1970	D1		College Station	L	82-89
1973	D10		College Station	W	87-62
1982	J2		College Station	W	51-45
1984	N24		College Station	W	79-64
1985	N28		College Station	W	86-73
1987	D4		San Marcos	W	72-67
1987	D13		College Station	W	84-67
1988	N28		Nacogdoches	W	117-88
1989	D9		College Station	W	93-63
1997	N22		College Station	W	86-73
1998	N19		Nacogdoches	W	67-55
1999	D1		College Station	W	70-65
2008	N18		College Station	W	55-48
2010	D2		College Station	W	62-53
2011	D3	25/--	College Station	W	55-42
2012	D5		College Station	W	62-54

SIENA				SIENA LEADS, 3-2	
1946-47			Loudonville, NY	W	52-47
1948-49			Loudonville, NY	L	36-43
1950-51			Loudonville, NY	L	42-55
1994	J22		College Station	L	62-73
1995	J24		Albany	W	76-70

SIMMONS COLLEGE				A&M LEADS, 3-2	
1917-18				L	17-19
1917-18			(forfeit)	L	0-2
1919-20				W	45-12
1920-21				W	32-20
1920-21				W	17-12

SIMON FRASER				A&M LEADS, 1-0	
1988	N18	College Station	W	82-52	

SMU				SMU LEADS, 91-87	
1918-19				W	25-18
1918-19				W	43-12
1919-20				W	21-15
1919-20				W	18-16
1919-20				W	20-15
1919-20				W	22-14
1920-21				W	15-5
1920-21				W	14-13
1920-21				W	25-14
1920-21				W	16-11
1921-22				W	28-16
1921-22				W	26-21
1921-22				W	34-14
1921-22				W	41-13
1922-23				W	26-23
1922-23				L	21-23
1922-23				W	36-21
1922-23				W	27-24
1923-24				L	9-13
1923-24				L	9-16
1923-24				W	29-18
1923-24				L	18-31
1924-25				L	24-35
1924-25				W	38-26
1925-26				L	13-20
1925-26				W	32-30
1926-27				W	31-28
1926-27				L	32-33
1927-28				L	25-39
1927-28				L	28-40
1928-29				L	15-23
1928-29				W	18-16
1929-30				W	23-20
1929-30				W	24-19
1930-31				L	22-37
1930-31				W	25-23
1931-32				L	23-30
1931-32				W	21-10
1932-33				L	24-28
1932-33				W	32-22
1933-34				W	40-34
1933-34				W	49-26
1934-35				L	21-44
1934-35				L	29-35
1935-36				L	27-31
1935-36				W	31-23
1936-37				L	25-28
1936-37				L	22-28
1937-38				L	20-41
1937-38				L	28-47
1938-39				L	29-40
1938-39				L	23-48
1939-40				W	51-49
1939-40				L	39-46
1940-41				L	37-43
1940-41				L	40-45
1941-42				W	47-29
1941-42				L	33-35
1942-43				L	39-51
1942-43				W	54-47
1943-44				L	35-65
1943-44				L	37-81
1944-45				L	28-50
1944-45				L	43-73
1945-46		College Station	W	45-38	

1945-46			Dallas (OT)	W	53-49
1946-47			Dallas	L	35-68
1946-47			College Station (OT)	W	59-58
1947-48			College Station	L	30-47
1947-48			College Station	W	51-46
1947-48			Dallas	L	26-62
1948-49			Dallas	L	37-55
1948-49			College Station	L	35-49
1949-50			College Station	L	48-53
1949-50			Dallas	L	50-56
1950-51			Dallas	L	44-51
1950-51			College Station	W	49-43
1952	J14		Dallas	L	34-40
1952	F16		College Station	W	61-47
1952	D26		Dallas	L	52-65
1953	F3		College Station	W	51-43
1953	F24		Dallas	L	59-73
1954	F6		Dallas	L	48-92
1954	F13		College Station	W	73-71
1955	J11		Dallas	L	69-93
1955	F15		College Station	L	56-81
1956	J10		Dallas	L	68-97
1956	F18	--/12	College Station	L	80-92
1956	D28	--/7	Houston	L	46-68
1957	J8	--/4	College Station	L	53-62
1957	F19	--/6	Dallas	L	55-71
1957	D27		Houston	L	49-59
1958	J17		College Station	W	44-36
1958	M1		Dallas	W	43-42
1959	J3		Dallas	W	65-63
1959	M3		College Station	L	66-70
1959	D30		Houston	W	58-55
1960	J12	8/--	College Station	L	64-66
1960	F23	18/--	Dallas	L	53-81
1961	F4		College Station	W	80-66
1961	F21		Dallas	L	61-65
1962	J12		College Station	W	75-55
1962	F10		Dallas	L	54-59
1963	J12		Dallas	L	68-71
1963	F12		College Station	W	76-70
1964	J4		Dallas	W	75-61
1964	F28		College Station	W	75-70
1965	J9		Dallas	L	77-89
1965	M2		College Station	W	94-81
1966	J4		College Station	W	85-78
1966	F22		Dallas	L	65-82
1967	J7		Dallas	L	67-80
1967	F28		College Station	L	71-85
1968	J13		Dallas	L	77-78
1968	M1		College Station	W	85-80
1969	J14		Dallas (OT)	W	76-75
1969	F28		College Station	W	119-98
1970	J31		Dallas	W	84-74
1970	F21		Dallas	W	84-81
1971	F2		College Station (OT)	L	83-89
1971	F16		Dallas	L	78-85
1972	J15		College Station	W	79-71
1972	F12		Dallas	L	71-75
1973	F6		Dallas (OT)	L	62-64
1973	F27		College Station	W	78-75
1974	J15		College Station	W	90-75
1974	F12		Dallas	L	68-70
1975	F4		College Station	W	102-77
1975	M4		Dallas	W	100-77
1976	J14		College Station	W	93-87
1976	F10		Dallas	L	65-69
1977	J15		College Station	W	57-53
1977	F12		Dallas	L	68-70
1977	F26		College Station	W	89-79
1978	J14		College Station	W	78-71

1978	F1	Dallas (OT)	L	70-71
1979	J13	Dallas	L	76-78
1979	J31	College Station	W	92-56
1980	J15	Dallas	W	63-56
1980	F6	College Station	W	67-56
1981	J17	College Station	W	71-51
1981	F10	Dallas	W	61-56
1982	J19	Dallas	W	81-55
1982	F10	College Station	W	67-58
1983	J22	College Station	W	85-77
1983	F23	Dallas	L	66-76
1984	J18	Dallas	L	56-83
1984	F18	College Station (OT)	L	58-60
1984	M9	Houston	W	59-57
1985	J11	College Station	L	60-73
1985	F12	Dallas	L	79-81
1986	J8	Dallas	W	73-61
1986	F8	College Station	L	56-58
1987	J7	College Station	W	61-59
1987	F5	Dallas	L	68-86
1987	D30	Honolulu	L	66-89
1988	J6	College Station	W	58-53
1988	F6	Dallas	L	71-94
1989	J7	Dallas	L	69-77
1989	F8	College Station	W	82-58
1990	J10	College Station	L	54-67
1990	F10	Dallas	W	58-57
1991	J12	Dallas	L	50-65
1991	F13	College Station	L	62-68
1992	J11	College Station	L	69-73
1992	F11	Dallas	L	38-44
1993	J27	Dallas (OT)	L	65-68
1993	F25	College Station	L	73-84
1994	J29	College Station	W	69-60
1994	F27	Dallas	L	57-64
1994	M10	Dallas (Reunion Arena)	W	85-66
1995	J31	Dallas	W	79-60
1995	M1	College Station	W	67-64
1996	F3	College Station	W	62-58
1996	M2	Dallas	L	72-75
2008	D17	College Station	W	66-56
2009	N16	Dallas	W	80-68
2013	N30	Corpus Christi	L	52-55

SOUTH ALABAMA		A&M LEADS, 3-1		
1990	D29	Kansas City	L	68-70
1992	D10	College Station	W	85-77
1994	J3	Mobile	W	76-61
2018	N23	College Station	W	74-62

SOUTH CAROLINA		SC LEADS, 9-4		
2013	M2	College Station	W	74-56
2014	J15	College Station	W	75-67
2014	J29	Columbia	L	52-80
2015	F21	Columbia	W	62-52
2016	F6	College Station	L	78-81
2017	J7	Columbia	L	68-79
2018	F3	College Station	W	83-60
2019	F16	Columbia	L	77-84
2019	M5	College Station	L	54-71
2020	J18	College Station	L	67-81
2020	F8	Columbia	L	54-74
2021	J6	Columbia	L	54-78
2022	J29	Bryan-College Station	L	63-74

SOUTH CAROLINA STATE		A&M LEADS, 1-0		
2017	D10	College Station	W	83-76

SOUTH FLORIDA		USF LEADS, 1-0		
---------------	--	----------------	--	--

1983	D27	Nashville	L	47-73
SOUTHEASTERN LOUISIANA		A&M LEADS, 5-0		

1987	J2	Des Moines	W	93-76
1996	D7	College Station	W	86-55
2001	D5	College Station	W	55-54
2015	N16	College Station	W	100-58
2020	D15	Bryan-College Station	W	69-52

SOUTHERN		A&M LEADS, 3-2		
1997	D1	College Station	W	80-67
1998	D28	Baton Rouge	L	68-92
2005	N20	College Station	W	88-44
2011	N13	College Station	W	83-58
2012	D22	College Station	L	51-53

SOUTHERN MISS		A&M LEADS, 4-1		
1956	D12	Hattiesburg	L	63-75
1962	D11	College Station	W	87-61
1964	D3	Hattiesburg	W	83-70
1968	D2	College Station	W	95-82
1985	D21	Jacksonville	W	81-61

SOUTHWESTERN		A&M LEADS, 15-1		
1914-15			W	17-10
1914-15			W	30-11
1915-16			W	45-5
1916-17			W	47-16
1916-17			W	39-11
1917-18			W	26-13
1918-19			W	40-12
1918-19			W	35-15
1928-29			W	39-24
1928-29			W	33-15
1928-29			W	29-24
1928-29			W	44-16
1930-31			L	30-34
1930-31			W	28-22
1974	J8	College Station	W	100-87
1983	D5	College Station	W	71-66

STANFORD		STAN LEADS, 1-0		
1949-50	San Francisco		L	49-55

SUL ROSS STATE		A&M LEADS, 2-0		
1926-27			W	50-31
1926-27			W	40-25

SOUTHEASTERN OKLAHOMA ST		A&M LEADS, 2-1		
1939-40			W	??-46
1947-48	College Station		W	40-37
1947-48	College Station		L	37-40

SOUTHWESTERN OKLAHOMA ST		A&M LEADS, 2-0		
1948-49	College Station		W	50-30
1948-49	College Station		W	49-35

SYRACUSE		SERIES TIED, 1-1			
2006	M16	--/21	Jacksonville, FL (NCAA)	W	66-58
2015	N27	25/--	Paradise Island, Bahamas	L	67-74

TARLETON STATE		A&M LEADS, 2-0		
1973	D6	College Station	W	85-74
2020	D2	Bryan-College Station	W	73-66

TCU		A&M LEADS, 88-78		
1914-15			L	20-28
1916-17			W	29-18

1916-17			W	42-18	
1918-19			W	31-12	
1918-19			W	24-23	
1923-24		(OT)	W	27-26	
1923-24			L	14-15	
1923-24			W	22-16	
1924-25			L	13-22	
1924-25			L	17-20	
1925-26			L	34-38	
1925-26			L	11-38	
1926-27			L	20-36	
1926-27			L	31-32	
1927-28			L	27-31	
1927-28			L	24-30	
1928-29			W	27-22	
1928-29			W	40-31	
1929-30			L	25-28	
1929-30			W	28-17	
1930-31			L	32-34	
1930-31			L	26-30	
1931-32			L	28-38	
1931-32			L	24-26	
1932-33			L	26-27	
1932-33			W	34-29	
1933-34			L	38-44	
1933-34			L	32-40	
1934-35			W	40-30	
1935-36			W	26-19	
1935-36			W	28-27	
1936-37			W	45-42	
1936-37			W	30-21	
1937-38			W	33-20	
1937-38			W	43-27	
1938-39			W	24-18	
1938-39			W	44-36	
1939-40			W	44-31	
1939-40			L	55-64	
1940-41			W	52-50	
1940-41			W	48-45	
1941-42			W	33-27	
1941-42			L	27-34	
1942-43			W	53-26	
1942-43			L	39-45	
1943-44			L	36-40	
1943-44			L	22-55	
1944-45			L	27-30	
1944-45			L	40-52	
1945-46	College Station		L	41-51	
1945-46	Fort Worth		L	47-55	
1946-47	Fort Worth		W	48-41	
1946-47	College Station		W	48-38	
1947-48	College Station		W	48-22	
1947-48	Fort Worth		L	41-46	
1948-49	Fort Worth		W	58-42	
1948-49	College Station		W	39-37	
1949-50	College Station		W	49-45	
1949-50	Fort Worth		W	60-58	
1950-51	College Station		W	39-36	
1950-51	Fort Worth		L	27-30	
1950-51	Fort Worth		W	50-44	
1951	D29	Dallas	L	35-65	
1952	F6	College Station	L	41-52	
1952	F19	Fort Worth	L	44-58	
1953	J13	Fort Worth	L	36-67	
1953	F28	College Station	L	48-52	
1953	D30	Houston	L	41-69	
1954	J15	College Station	L	52-69	
1954	F20	Fort Worth	L	57-76	
1954	D28	Houston	L	57-72	
1955	J22	--/20	College Station	L	58-71



ALL-TIME SERIES HISTORY

1955	F2	Fort Worth	L	62-92
1955	D29	Houston	L	59-67
1956	J21	College Station	W	84-74
1956	F22	Fort Worth	L	67-91
1957	F2	Fort Worth	L	58-77
1957	F12	College Station	L	59-62
1957	D26	Houston	L	54-65
1958	J4	Fort Worth	L	48-71
1958	M4	College Station	L	42-62
1958	D29	—/19 Houston	W	61-45
1959	F3	—/17 College Station	L	64-76
1959	F11	—/16 Fort Worth	L	61-80
1959	D28	18/— Houston	W	72-61
1960	J9	13/— Fort Worth	W	65-52
1960	F29	18/— College Station	W	64-56
1961	J3	College Station	W	82-69
1961	F11	Fort Worth	L	66-68
1962	F3	Fort Worth	W	79-72
1962	F17	College Station	W	87-65
1963	F9	Fort Worth	W	85-69
1963	F23	College Station	W	87-54
1964	J7	College Station	W	92-64
1964	M3	Fort Worth	W	70-66
1965	J12	College Station	W	72-71
1965	F23	Fort Worth	W	102-95
1966	F4	Fort Worth	W	81-72
1966	F19	College Station	W	96-91
1967	J10	College Station	L	64-67
1967	M2	Fort Worth	L	71-96
1968	J6	College Station	L	77-81
1968	F24	Fort Worth	L	78-85
1969	J18	College Station	W	72-71
1969	M4	Fort Worth	L	71-94
1970	F7	College Station	L	72-84
1970	F14	Fort Worth	W	77-73
1971	J23	College Station	L	59-64
1971	M2	Fort Worth	L	63-76
1972	J25	College Station	W	81-74
1972	F19	Fort Worth	W	75-67
1973	F3	College Station	W	92-73
1973	M3	Fort Worth	W	95-82
1974	J19	Fort Worth	L	72-88
1974	F9	College Station	W	90-64
1975	J25	College Station	W	81-69
1975	M1	Fort Worth	W	94-81
1976	J31	Fort Worth	W	66-64
1976	F19	College Station	W	111-70
1977	J26	College Station	W	79-60
1977	F1	Fort Worth	W	76-69
1978	J25	Fort Worth	L	59-66
1978	F15	College Station	W	88-72
1979	J24	14/— College Station	W	57-43
1979	F14	Fort Worth	W	61-56
1980	J3	Fort Worth	W	69-63
1980	F19	College Station	W	57-48
1981	J3	11/— Dallas (Reunion Arena)	L	51-56
1981	F24	Fort Worth	W	59-57
1981	M2	College Station	L	60-62
1982	J5	Fort Worth	W	60-54
1982	F23	College Station	W	83-74
1983	J25	Fort Worth	L	50-67
1983	F26	College Station (OT)	W	60-58
1983	M10	Dallas	L	53-65
1984	J21	College Station	W	68-62
1984	F22	Fort Worth (OT)	W	67-65
1985	J16	Fort Worth (OT)	W	65-60
1985	F16	College Station	W	67-60
1985	M7	Dallas	W	54-52
1986	J11	College Station	W	64-60
1986	F12	Fort Worth	L	53-70

1987	J10	Fort Worth	L	54-55
1987	F8	—/15 College Station	L	50-55
1987	M6	—/15 Dallas	W	81-70
1988	F3	College Station	W	72-67
1988	M5	Fort Worth	W	66-60
1989	J4	College Station	L	51-58
1989	F4	Fort Worth	W	64-59
1990	J6	Fort Worth	W	72-71
1990	F7	College Station	L	67-72
1991	J9	College Station	L	72-80
1991	F9	Fort Worth	L	69-71
1992	J7	Fort Worth	L	71-83
1992	F8	College Station	L	54-73
1993	J23	Fort Worth	W	60-58
1993	F20	College Station	W	69-56
1994	J25	College Station	W	80-64
1994	F23	Fort Worth	W	86-60
1995	J28	Fort Worth	L	71-72
1995	F25	College Station	W	85-80
1996	J31	Fort Worth	L	76-80
1996	F26	College Station	L	89-91
2020	D12	Fort Worth (Dickies Arena)	L	55-73
2021	D11	Houston (Toyota Center)	L	64-68

TEMPLE TEMPLE LEADS, 2-1

1957	D17	—/10 Philadelphia	L	44-60
2010	N28	—/20 Lake Buena Vista, FL	W	54-51
2019	N29	Lake Buena Vista, FL	L	42-5

TENNESSEE TENNESSEE LEADS, 11-6

1951	D15	Knoxville	L	52-60
1985	D7	Knoxville	L	70-88
1985	D28	New Orleans	L	64-70
2002	D4	College Station	W	83-66
2003	D2	Knoxville	L	84-108
2013	F23	College Station (4OT)	L	85-93
2014	J11	Knoxville	W	57-56
2014	F22	College Station (OT)	W	68-65
2015	J24	Knoxville	W	67-61
2016	J9	21/— Knoxville	W	92-88
2017	D29	College Station	L	63-73
2018	J13	—/24 Knoxville	L	62-75
2019	F2	—/1 College Station	L	76-93
2020	J28	Knoxville	W	63-58
2021	J9	—/9 Bryan-College Station	L	54-68
2022	F1	—/22 Knoxville	L	80-90
2022	M13	—/9 Tampa, FL	L	50-65

TEXAS UT LEADS, 138-87

1917	F23	Austin	L	16-38
1917	F24	Austin	L	19-24
1917	F26	College Station	W	29-15
1917	F27	College Station	L	16-24
1918	F15	Austin	L	15-27
1918	F16	Austin	W	21-12
1918	F21	College Station (forfeit)	L	8-7
1918	F22	College Station	L	12-17
1919	F21	College Station	L	18-28
1919	F22	College Station	W	22-15
1919	F28	Austin	W	30-20
1919	M1	Austin	L	15-22
1920	F6	Austin	W	16-15
1920	F7	Austin	W	15-8
1920	F27	College Station	W	27-9
1920	F28	College Station	W	17-13
1921	F4	College Station	W	23-5
1921	F5	College Station (OT)	L	15-16
1921	M1	Austin	L	13-16
1921	M2	Austin	W	18-13

1922	F3	Austin	W	20-17
1922	F4	Austin	W	25-16
1922	M2	College Station	L	11-19
1922	M3	College Station	W	20-8
1923	F2	College Station	W	27-21
1923	F3	College Station	W	42-25
1923	M5	Austin	W	16-13
1923	M6	Austin	L	12-18
1924	F1	Austin	L	22-33
1924	F2	Austin	L	16-27
1924	M7	College Station	L	14-24
1924	M8	College Station	L	11-17
1925	F16	College Station	W	21-14
1925	F28	Austin	L	13-17
1926	F12	Austin	L	27-35
1926	F26	College Station	L	19-32
1927	J29	College Station	W	36-35
1927	F26	Austin	L	28-39
1928	F4	Austin	L	30-51
1928	M3	College Station	L	20-30
1929	F16	College Station	L	29-32
1929	M2	Austin	L	29-42
1930	F14	Austin	L	25-33
1930	M1	College Station	W	42-20
1931	F7	College Station	W	34-10
1931	F28	Austin	L	28-29
1932	F13	Austin	L	31-32
1932	M5	College Station	W	14-8
1933	J21	College Station	L	31-38
1933	M4	Austin	L	20-51
1934	J18	Austin	W	34-29
1934	M3	College Station	L	25-27
1935	J16	College Station	W	41-40
1935	M6	Austin	W	28-25
1935	F22	Austin	L	24-35
1936	F22	College Station	L	29-43
1936	M5	Austin	L	27-32
1937	J13	College Station	L	14-23
1937	M4	Austin	L	29-37
1938	F19	Austin	L	27-35
1938	M3	College Station	W	31-26
1939	F11	College Station	L	37-41
1939	M2	Austin	L	32-66
1940	F21	Austin	L	31-42
1940	M2	College Station	W	53-52
1941	F27	College Station	L	22-42
1941	M6	Austin	L	36-53
1942	J10	Austin	L	32-46
1942	M3	College Station	W	46-42
1943	J16	College Station	L	45-54
1943	M3	Austin	L	55-57
1944	J15	Austin	L	41-77
1944	F23	College Station	L	36-81
1945	F6	College Station	L	59-87
1945	F17	Austin	L	35-70
1946	J12	Austin	L	42-46
1946	F6	College Station	W	50-44
1947	F3	Austin	L	41-61
1947	F15	College Station	L	40-69
1948	J17	Austin	L	48-69
1948	M9	College Station	L	34-54
1949	F5	College Station	L	41-50
1949	F16	Austin	L	43-56
1950	J14	Austin	L	46-48
1950	F28	College Station	L	52-53
1951	J31	College Station	W	32-29
1951	F27	Austin	L	40-42
1951	M9	College Station	W	45-33
1951	M12	Austin	L	34-35
1951	M13	Austin	W	33-32

1951	D27	Dallas	W	52-51
1952	F2	Austin	L	40-51
1952	F23	College Station	L	34-38
1952	D30	Dallas	L	54-58
1953	J16	College Station	W	51-42
1953	F10	Austin	L	49-68
1954	J12	College Station	L	46-49
1954	F16	Austin	L	49-66
1954	D27	Houston	W	66-61
1955	F12	College Station	L	76-80
1955	F22	Austin	L	64-74
1956	J13	College Station	W	75-74
1956	F28	Austin	L	70-98
1957	F5	College Station	W	69-67
1957	F23	Austin	W	61-55
1958	J7	College Station	W	71-50
1958	F15	Austin	L	68-74
1959	J16	College Station	W	73-29
1959	F24	Austin	W	71-61
1959	D29	Houston	W	84-74
1960	J15	College Station	W	72-61
1960	F16	Austin	L	62-79
1961	J16	Austin	L	76-81
1961	F24	College Station	W	86-69
1962	J15	Austin	L	57-64
1962	F13	College Station	W	54-48
1963	F5	College Station	L	59-70
1963	F19	Austin	L	73-83
1964	J11	Austin	W	65-60
1964	M5	College Station	W	65-63
1965	F6	College Station	L	63-65
1965	F27	Austin	L	71-86
1966	J18	Austin	W	64-57
1966	F12	College Station	L	82-110
1967	J17	College Station	W	68-59
1967	F25	Austin	L	58-72
1968	J16	Austin	W	88-87
1968	F10	College Station	W	117-105
1969	F1	Austin	W	65-57
1969	F11	College Station	W	70-69
1970	J13	Austin	W	87-81
1970	F10	College Station	W	79-70
1971	F9	Austin	L	69-78
1971	F23	College Station	W	65-64
1972	F8	Austin	L	71-80
1972	F29	College Station	L	73-80
1973	J23	College Station	W	69-64
1973	F17	Austin	L	68-71
1974	J29	Austin	L	90-98
1974	F23	College Station	L	81-88
1975	F1	Austin	W	80-74
1975	M8	College Station	W	74-63
1976	J28	Austin	W	72-60
1976	F3	College Station	W	85-69
1977	J4	College Station	W	68-59
1977	J10	Austin	L	73-87
1978	J23	—/15 College Station (OT)	L	77-79
1978	F13	—/12 Austin	L	66-90
1979	J22	15/17 Austin	L	66-89
1979	F12	11/12 College Station	L	57-65
1980	J26	Austin	W	56-53
1980	F16	College Station	W	84-61
1981	J26	College Station (OT)	L	63-67
1981	F21	Austin	W	108-79
1982	J30	—/ 5 Austin (OT)	W	71-69
1982	F20	College Station	W	91-70
1983	J29	Austin	W	64-52
1983	F28	College Station	W	96-59
1984	J25	College Station	W	68-52
1984	F25	Austin	W	72-57

1984	M6	College Station	W	75-54
1985	J20	Austin	W	66-61
1985	F20	College Station	L	51-53
1986	J15	College Station	W	55-54
1986	F15	Austin	L	47-58
1986	M8	Dallas	W	55-47
1987	J13	College Station	W	68-52
1987	F11	Austin	W	58-56
1988	J31	College Station	L	49-52
1988	M2	Austin	L	58-64
1989	F1	Austin	L	80-85
1989	M4	College Station	W	106-89
1990	J17	Austin	L	94-96
1990	F18	College Station	L	73-79
1990	M9	Dallas	L	84-92
1991	J2	Austin	L	67-93
1991	F3	College Station	L	74-83
1992	J14	College Station	L	73-76
1992	M8	Austin	L	63-86
1992	M13	Dallas	L	69-88
1993	F10	Austin	L	78-82
1993	F22	College Station	W	77-57
1994	J12	College Station	W	85-84
1994	F12	Austin	L	68-85
1994	M12	—/25 Dallas	L	62-87
1995	J14	Austin	L	82-115
1995	F11	College Station	L	88-98
1996	J16	College Station	L	70-86
1996	F14	Austin	L	50-69
1997	J15	—/23 College Station (OT)	L	76-86
1997	F25	Austin	L	57-68
1998	F2	College Station	L	80-81
1998	F18	Austin	L	74-87
1999	F3	Austin	L	59-71
1999	F20	College Station	L	54-63
2000	J12	—/15 College Station	L	51-78
2000	F26	—/14 Austin	L	58-85
2001	J17	—/24 College Station	L	58-76
2001	J30	—/24 Austin	L	61-81
2002	J23	—/24 Austin	W	80-74
2002	F6	College Station	L	52-66
2003	J18	—/ 4 Austin	L	61-89
2003	F8	—/ 3 College Station	L	87-95
2004	J31	—/16 College Station	L	59-69
2004	F18	—/11 Austin	L	57-77
2005	J12	—/ 9 College Station	W	74-63
2005	F16	Austin	L	40-75
2006	F4	—/ 7 Austin	L	70-83
2006	M1	—/ 6 College Station	W	46-43
2006	M11	—/ 8 Dallas	L	70-74
2007	F5	6 /25 College Station	W	100-82
2007	F28	6 /15 Austin (2 OT)	L	96-98
2008	J30	23/10 College Station	W	80-63
2008	F18	22/ 7 Austin	L	50-77
2009	J24	—/14 Austin	L	58-67
2009	F16	College Station	W	81-66
2010	J16	—/ 1 Austin (OT)	L	67-72
2010	F27	22/21 College Station	W	74-58
2011	J19	10/10 Austin	L	60-81
2011	J31	16/ 3 College Station	L	49-69
2011	M11	21/10 Kansas City	L	58-70
2012	J11	Austin	L	51-61
2012	F6	College Station	L	68-70
2015	N25	25/— Paradise Island, Bahamas	W	84-73
2019	D8	Fort Worth, Texas	L	50-60

TEXAS-PAN AMERICAN A&M LEADS, 4-1

1984	D8	Edinburg	W	74-53
1985	D10	College Station	W	74-67

1989	D1	San Marcos	L	79-97
2001	F14	College Station	W	81-78
2014	J1	College Station	W	63-46

TEXAS-PERMIAN BASIN A&M LEADS, 1-0

2004	N27	College Station	W	98-36
------	-----	-----------------	---	-------

TEXAS A&M-COMMERCE A&M LEADS, 3-1

1915-16	—	—	W	62-5
1947-48	—	College Station	L	43-52
1970	D4	College Station	W	67-61
1979	D12	College Station	W	85-42

TEXAS A&M-CORPUS CHRISTI A&M LEADS, 7-1

2003	D13	College Station	L	80-82
2010	N15	Corpus Christi	W	86-65
2011	N26	24/— College Station	W	56-43
2012	D18	College Station	W	66-54
2015	N19	College Station	W	95-70
2016	D5	College Station	W	86-69
2019	D15	College Station	W	63-60
2021	N14	Bryan-College Station	W	86-65

TEXAS A&M-KINGSVILLE A&M LEADS, 5-2

1933-34	—	—	L	21-24
1934-35	—	—	W	50-15
1934-35	—	—	W	35-25
1938-39	—	—	L	29-33
1938-39	—	—	W	35-18
1982	D2	College Station	W	91-70
2001	N26	College Station	W	91-70

TEXAS A&M INTERNATIONAL A&M LEADS, 1-0

2010	N19	College Station	W	77-46
------	-----	-----------------	---	-------

TEXAS COLLEGE A&M LEADS, 1-0

1990	D20	College Station	W	92-78
------	-----	-----------------	---	-------

TEXAS LUTHERAN A&M LEADS, 5-0

1973	J17	College Station	W	96-77
1974	N30	College Station	W	84-74
1976	N29	College Station	W	70-61
1979	D6	College Station	W	105-65
1983	N26	College Station	W	80-71

TEXAS SOUTHERN A&M LEADS, 10-1

1980	D2	14/— College Station	W	61-50
1986	D10	College Station	W	75-60
1987	D5	San Marcos	W	85-64
1990	D12	College Station	W	70-61
1992	F13	College Station	W	75-67
1992	D19	College Station	W	68-63
1993	D20	College Station	W	90-72
2002	N24	College Station	W	70-55
2005	D27	College Station	W	81-56
2018	D29	College Station	L	73-88
2019	D30	College Station	W	58-55

TEXAS STATE A&M LEADS, 12-3

1930-31	—	—	W	23-20
1930-31	—	—	W	38-25
1934-35	—	—	W	28-23
1950-51	—	—	L	50-55
1950-51	—	—	L	52-64
1965	D6	College Station	W	76-66
1967	D9	College Station	W	78-74
1971	D14	College Station	W	86-68
1973	D3	College Station	W	74-65



ALL-TIME SERIES HISTORY

1975	D3	College Station	W	107-74
1978	D2	College Station	W	82-78
1986	D4	College Station	W	86-78
1988	D10	College Station	W	68-65
1991	D28	College Station	L	71-73
2007	D8	14/-- College Station	W	109-73

TEXAS TECH

TECH LEADS, 64-62

1941	D17	College Station	L	36-48
1946	D22	College Station	W	51-46
1953	D16	College Station	L	55-58
1958	F1	College Station	L	55-57
1958	F25	Lubbock	W	79-63
1958	D26	Houston	W	66-58
1959	J31	Lubbock	L	46-57
1959	F14	College Station	W	53-52
1960	F6	10/-- College Station	W	89-59
1960	F26	18/-- Lubbock	L	61-68
1961	J13	Lubbock	L	68-74
1961	F14	College Station	W	74-71
1962	J6	College Station	W	70-61
1962	F27	Lubbock	L	49-69
1963	J5	Lubbock	W	60-53
1963	M1	College Station	W	96-83
1964	F11	Lubbock	L	82-84
1964	F25	College Station	W	82-70
1965	F9	College Station	L	76-82
1965	M4	Lubbock	L	73-98
1966	F8	College Station	W	77-71
1966	F15	Lubbock	L	85-98
1967	F7	College Station	W	70-67
1967	F18	Lubbock	L	36-41
1968	J8	College Station	W	94-81
1968	F27	Lubbock	L	81-83
1969	J7	College Station	W	85-84
1969	F22	Lubbock	W	71-70
1970	F3	Lubbock	L	66-84
1970	F17	College Station	W	82-74
1971	J30	College Station	L	65-76
1971	F20	Lubbock (OT)	W	66-64
1972	F5	College Station	W	68-63
1972	M4	Lubbock	W	71-61
1973	J30	College Station	L	67-68
1973	F24	Lubbock	W	76-75
1974	J22	Lubbock	L	61-63
1974	F16	College Station (2 OT)	W	98-95
1975	J28	Lubbock	W	62-55
1975	F25	College Station	L	63-73
1976	J17	Lubbock	W	64-62
1976	F14	College Station	W	73-64
1976	F28	20/-- Dallas	L	72-74
1977	J18	Lubbock (OT)	L	64-66
1977	F15	College Station	L	59-60
1978	J21	Lubbock	L	58-71
1978	F11	College Station	L	70-78
1978	F25	Lubbock	L	78-85
1979	J20	15/-- College Station	W	68-63
1979	F10	11/-- Lubbock	L	63-67
1979	M1	Houston (OT)	L	62-63
1980	J8	College Station	W	63-60
1980	F4	Lubbock	L	53-63
1980	F28	San Antonio	W	61-51
1981	J10	Lubbock	L	70-72
1981	F7	College Station	W	65-52
1982	J11	College Station	L	64-68
1982	F8	Lubbock (OT)	L	82-91
1983	J31	College Station	W	78-63
1983	M5	Lubbock	W	93-70
1984	J28	Lubbock	L	49-74

1984	M1	College Station	L	53-62
1985	J23	College Station	W	50-47
1985	F23	Lubbock	L	50-58
1985	M8	Dallas	L	63-72
1986	J18	Lubbock	W	58-57
1986	F19	College Station	W	71-58
1986	M9	Dallas	L	63-67
1987	J17	College Station	W	62-60
1987	F15	Lubbock	L	58-65
1987	M7	Dallas	W	68-60
1988	J27	Lubbock	L	61-72
1988	F27	College Station	W	68-66
1989	J28	College Station	L	68-75
1989	M1	Lubbock	W	71-60
1990	J31	Lubbock	W	101-85
1990	M3	College Station	W	83-72
1991	J5	College Station	L	72-77
1991	F6	Lubbock	W	70-63
1991	M7	Dallas	W	57-46
1992	F1	Lubbock	L	50-70
1992	M4	College Station	W	58-56
1993	F3	College Station	L	54-69
1993	M3	Lubbock	L	53-72
1994	F5	Lubbock	W	89-88
1994	M5	College Station	L	80-89
1994	M11	Dallas	W	89-85
1995	J11	College Station	W	90-80
1995	F7	Lubbock	L	53-79
1996	J13	Lubbock	L	54-82
1996	F10	-/13 College Station	L	63-66
1996	M7	-/ 7 Dallas	L	57-85
1997	F12	-/21 College Station	L	65-80
1997	M2	Lubbock	L	66-77
1998	F7	Lubbock	L	75-102
1998	F21	College Station	L	83-86
1999	J13	Lubbock	L	68-82
1999	J27	College Station	W	68-47
2000	J15	Lubbock	W	88-86
2000	F19	College Station	L	64-76
2001	F10	Lubbock	W	72-70
2001	F24	College Station	W	62-52
2002	J9	College Station	L	70-72
2002	F23	Lubbock	L	53-74
2002	M7	Kansas City	L	71-80
2003	F1	College Station	W	64-59
2003	F22	Lubbock	L	69-70
2004	J24	-/18 College Station	L	78-80
2004	F21	-/22 Lubbock	L	60-76
2005	J15	Lubbock	L	56-70
2005	F26	-/25 College Station	W	85-63
2006	J7	College Station	W	63-55
2006	M4	Lubbock	W	75-59
2007	J24	6 /-- Lubbock	L	68-70
2007	F13	6 /-- College Station	L	75-77
2008	J16	9 /-- Lubbock	L	53-68
2008	F27	College Station	W	98-54
2009	J28	College Station	W	79-70
2009	F21	Lubbock	W	79-73
2009	M11	Oklahoma City	L	83-88
2010	J30	College Station	W	85-70
2010	F13	Lubbock	W	67-65
2011	F12	22/-- Lubbock	W	70-67
2011	M5	22/-- College Station	W	66-54
2012	J14	College Station	W	67-54
2012	F14	Lubbock	W	47-38

TEXAS WESLEYAN

A&M LEADS, 2-0

1971	D2	College Station	W	96-72
1984	J16	College Station	W	75-67

THE CITADEL

SERIES TIED, 1-1

1971	J7	Charleston	L	61-62
2009	D19	23/-- College Station	W	71-50

TRINITY

A&M LEADS, 15-2

1948-49		San Antonio	L	49-56
1949-50		San Antonio	W	67-49
1950-51		San Antonio	W	60-40
1951	D18	College Station	W	63-44
1952	D16	College Station	W	60-55
1953	D5	College Station	W	56-46
1956	D7	College Station	W	81-55
1958	D1	San Antonio	W	61-51
1959	D4	College Station	W	86-47
1960	D1	San Antonio	W	66-48
1964	D30	San Antonio	W	98-72
1965	D2	College Station	W	79-70
1967	J30	San Antonio	L	74-100
1967	D4	College Station	W	106-95
1969	M8	Fort Worth (NCAA)	W	81-66
1972	J13	College Station	W	98-58
2004	N23	College Station	W	67-48

TROY

A&M LEADS, 2-0

2012	N12	College Station	W	83-65
2019	N20	College Station	W	56-52

TULANE

A&M LEADS, 7-6

1915-16		--	W	34-10
1915-16		--	W	30-13
1916-17		--	L	26-42
1920-21		--	W	41-28
1920-21		--	L	27-30
1948-49		New Orleans	L	28-51
1954	D11	New Orleans	L	53-82
1955	D12	College Station	W	85-66
1962	D28	Jonesboro, AR	W	67-53
1970	D12	Houston	L	69-89
1994	N22	Lahaina, HI	L	74-76
1998	D9	College Station	W	69-63
1999	D8	New Orleans (OT)	L	60-64
2005	N26	College Station	W	83-57

TULSA

TULSA LEADS, 7-0

1954	D8	College Station	L	45-57
1955	D1	Tulsa	L	43-48
1970	D23	Tulsa	L	71-103
1971	D6	College Station	L	79-90
1973	D29	Edinburg, TX	L	67-88
2001	D14	Houston	L	56-90
2008	N28	South Padre Island, TX	L	56-67

UAB

UAB LEADS, 1-0

1985	N21	-/16 Houston (Preseason NIT)	L	68-71
------	-----	------------------------------	---	-------

UC IRVINE

UC IRVINE LEADS, 2-1

1980	D29	12/-- Billings, MT	L	74-91
2007	D22	11/-- College Station	W	88-66
2018	N9	College Station	L	73-74

UCLA

UCLA LEADS, 5-0

1961	D23	Houston	L	71-81
1971	D11	-/ 1 Los Angeles	L	53-117
2006	D9	6 / 1 Anaheim, CA	L	62-65
2008	M22	-/ 2 Anaheim, CA (NCAA)	L	49-51
2017	N27	- / 13 Anaheim, CA	L	67-74

UCSB				UCSB LEADS, 2-1	
1976	D17	Houston	L		61-69
1979	D15	Provo, UT	L		61-66
2017	N17	16/--	College Station	W	84-65
UMKC				SERIES TIED, 2-2	
1991	D30	College Station	L		79-85
1992	F22	Kansas City	L		46-63
1996	D20	Kansas City (OT)	W		74-73
1997	N24	College Station	W		102-61
UNC ASHEVILLE				A&M LEADS, 1-0	
2015	N21	College Station	W		75-47
UNC WILMINGTON				A&M LEADS, 1-0	
2008	N25	College Station	W		84-65
UNLV				A&M LEADS, 4-3	
1975	J3	College Station	W		80-78
1978	D15	--/15	San Francisco	W	101-99
1979	D22	Las Vegas	W		77-73
1981	D29	Las Vegas	L		76-83
1988	D23	--/13	Las Vegas	L	67-110
1993	J19	--/15	Las Vegas (OT)	L	96-98
1993	D8	College Station	W		68-62
USC				SERIES TIED, 1-1	
1936-37		College Station	L		18-26
2017	N26	16/10	Los Angeles	W	75-59
USC UPSTATE				A&M LEADS, 1-0	
2015	N13	College Station	W		104-64
UT ARLINGTON				A&M LEADS, 2-1	
1964	D5	College Station	W		97-80
1970	D7	College Station	L		75-77
1972	D1	College Station	W		88-84
UTAH				UTAH LEADS, 1-0	
1963	D11	Salt Lake City	L		71-98
UTAH STATE				A&M LEADS, 2-1	
1963	D10	Logan	L		71-94
1983	D17	Bloomington, IN	W		78-73
2010	M19	23/--	Spokane, WA (NCAA)	W	69-53
UTEP				UTEP LEADS, 3-1	
1964	M9	Dallas (NCAA)	L		62-68
1974	D20	El Paso	L		69-71
1981	D19	El Paso	L		40-60
2007	N14	15/--	College Station	W	81-76
UTSA				SERIES TIED, 1-1	
2002	D15	College Station	L		75-80
2003	D18	San Antonio	W		62-49
UTRGV				A&M LEADS, 2-0	
2017	N30	9/--	College Station	W	78-60
2020	D6		Bryan-College Station	W	81-68
VALPARAISO				A&M LEADS, 3-0	
1984	D14	Des Moines	W		76-66
1987	D22	San Francisco	W		72-67
2018	D19	College Station	W		71-49
VANDERBILT				VU LEADS, 10-6	
1955	D3	Nashville	L		69-79

2013	F16	Nashville	L		56-63
2014	J25	College Station	L		55-66
2014	F15	Nashville	L (OT)		54-57
2015	F31	College Station	W		69-58
2016	F2	8/--	Nashville	L	60-77
2016	M5	20/--	College Station	W	76-67
2017	J31		College Station	L	54-68
2017	F16		Nashville	L	67-72
2017	M9		Nashville (Bridgestone Arena)	L	41-66
2018	F24		Nashville	W	89-81
2019	M2		College Station	W	64-57
2019	M13		Nashville (Bridgestone Arena)	W	69-52
2020	J11		Nashville	W	69-50
2021	M10		Nashville (Bridgestone Arena)	L	68-79
2022	F19		Nashville	L	67-72
VCU				A&M LEADS, 3-2	
1973	D19	Richmond	L		71-72
1974	D10	College Station	W		98-84
1974	D30	Richmond	W		84-70
1999	D5	College Station	W		75-59
2000	D2	Richmond (OT)	L		106-107
VERMONT				A&M LEADS, 2-0	
1978	D30	12/--	Burlington	W	104-76
1979	D8		College Station	W	98-66
VIRGINIA				A&M LEADS, 1-0	
1962	D29	Jonesboro, AR	W		60-59
VIRGINIA TECH				A&M LEADS, 3-1	
1965	D27	Oklahoma City	L		74-101
1972	J8	Washington, DC (OT)	W		66-62
1980	D20	13/--	Blacksburg	W	55-52
2017	J25		Fullerton, Calif.	W	68-65
WAGNER				A&M LEADS, 1-0	
2010	D21	24/--	College Station	W	86-51
WAKE FOREST				SERIES TIED, 1-1	
1957	D11	Winston-Salem	L		46-68
2022	M23		Bryan-College Station (NIT)	W	67-52
WASHINGTON				A&M LEADS, 4-3	
1951	M8	--/15	Kansas City (NCAA)	L	40-62
1963	D26		Oklahoma City	W	61-53
1982	M15		Seattle (NIT)	W	69-65
2007	N21	15/--	New York City (Preseason NIT)	W	77-63
2009	D22	19/19	Seattle	L	64-73
2010	D11	--/21	College Station	W	63-62
2019	N20		Vancouver, British Columbia	L	67-71
WASHINGTON STATE				A&M LEADS, 2-1	
1997	D30	Pullman	L		66-75
2012	N20	Kansas City	W		55-51
2022	M29		New York City (NIT)	W	72-56
WASHINGTON UNIVERSITY				WU LEADS, 1-0	
1941-42		--		L	29-39
WAYLAND BAPTIST				A&M LEADS, 2-0	
1972	N28	College Station	W		100-60
1975	D1	College Station	W		115-64
WEST TEXAS A&M				SERIES TIED, 2-2	
1954	D21	Canyon	L		57-82
1966	D27	Canyon	L		71-89
1967	D7	College Station	W		89-83

1982	D18	Missoula, MT	W		74-72
WEST VIRGINIA				WVU LEADS, 2-1	
2009	N27	--/8	Anaheim, CA	L	66-73
2017	J28	--/18	Morgantown	L	77-81
2017	N10	25/11	Ramstein AF Base, Germany	W	88-65
WICHITA STATE				WSU LEADS, 3-1	
1961	D27	--/18	Oklahoma City	L	69-71
1963	D27		Oklahoma City	L	56-70
1968	D23		Wichita	L	60-79
1973	J5		Houston	W	102-86
WINTHROP				A&M LEADS, 1-0	
2007	J2	11/--	College Station	W	71-51
WISCONSIN				UW LEADS, 2-0	
1984	D28	Albuquerque	L		69-71
2021	N22	Las Vegas	L		58-69
WISCONSIN-GREEN BAY				SERIES TIED, 1-1	
1995	D1	Milwaukee	L		49-60
2016	M18	Oklahoma City (NCAA)	W		92-65
WOFFORD				A&M LEADS, 1-0	
2020	D21	Bryan-College Station	W		70-52
WYOMING				A&M LEADS, 4-1	
1958	D20	Birmingham	W		74-64
1963	D28	Oklahoma City	W		99-87
1968	D30	--/19	Oklahoma City	W	83-81
1986	M13	Laramie (NIT)	L		70-79
2014	M19		College Station	W	59-43
XAVIER				XU LEADS, 2-0	
1965	D28	Oklahoma City	L		86-98
2022	M31		New York City (NIT)	L	72-73
YALE				A&M LEADS, 1-0	
1975	D20	Lawrence, KS	W		71-62
YOUNGSTOWN STATE				A&M LEADS, 1-0	
2014	D13	College Station	W		81-63



ALL-TIME POLL HISTORY: ASSOCIATED PRESS

TEXAS A&M MEN'S BASKETBALL

1958-59	
Date	Rank
Jan. 6.....	19

1959-60	
Date	Rank
Dec. 22.....	18
Jan. 5.....	13
Jan. 12.....	8
Jan. 19.....	10
Jan. 26.....	10
Feb. 2.....	10
Feb. 9.....	12
Feb. 16.....	11
Feb. 23.....	18

1975-76	
Date	Rank
Feb. 24.....	20
Mar. 2.....	19

1978-79	
Date	Rank
Dec. 19.....	17
Dec. 26.....	12
Jan. 3.....	10
Jan. 9.....	11
Jan. 16.....	15
Jan. 23.....	14
Jan. 30.....	16
Feb. 6.....	11

1979-80	
Date	Rank
Preseason.....	14

1980-81	
Date	Rank
Preseason.....	15
Dec. 2.....	14
Dec. 9.....	12
Dec. 16.....	13
Dec. 23.....	12
Dec. 30.....	11

2006-07	
Date	Rank
Nov. 6 (preseason).....	13
Nov. 13.....	12
Nov. 20.....	11
Nov. 27.....	9
Dec. 4.....	6
Dec. 11.....	13
Dec. 18.....	13
Dec. 25.....	11
Jan. 1.....	11
Jan. 8.....	8
Jan. 15.....	8
Jan. 22.....	6
Jan. 29.....	10
Feb. 5.....	6
Feb. 12.....	6
Feb. 19.....	8
Feb. 26.....	7
March 5.....	7
March 12 (final).....	9

2007-08	
Date	Rank
Nov. 2 (preseason).....	16
Nov. 12.....	15
Nov. 19.....	16
Nov. 26.....	9
Dec. 3.....	16
Dec. 10.....	14
Dec. 17.....	14
Dec. 24.....	14
Dec. 31.....	12
Jan. 7.....	11
Jan. 14.....	10
Jan. 21.....	18
Jan. 28.....	23
Feb. 4.....	18
Feb. 11.....	16
Feb. 18.....	22

2009-10	
Date	Rank
Nov. 30.....	19
Dec. 7.....	16
Dec. 14.....	23
Dec. 21.....	19
Feb. 15.....	24
Feb. 22.....	22
March 1.....	23
March 8.....	23
March 15 (final).....	23

2010-11	
Date	Rank
Dec. 13.....	25
Dec. 20.....	25
Dec. 27.....	18
Jan. 3.....	16
Jan. 10.....	14
Jan. 17.....	11
Jan. 24.....	13
Jan. 31.....	16
Feb. 7.....	22
Feb. 14.....	21
Feb. 21.....	21
Feb. 28.....	24
March 13 (final).....	24

2011-12	
Date	Rank
Nov. 7 (preseason).....	20
Nov. 14.....	19
Nov. 21.....	25
Nov. 28.....	25
Dec. 5.....	22
Dec. 12.....	22

2015-16	
Date	Rank
Nov. 23.....	25
Nov. 30.....	19
Dec. 14.....	22
Dec. 21.....	21
Dec. 28.....	20
Jan. 4.....	21
Jan. 11.....	15
Jan. 18.....	10
Jan. 25.....	5
Feb. 1.....	8
Feb. 8.....	15
Feb. 22.....	21
Feb. 29.....	20
Mar. 7.....	17
Mar. 14.....	15

2016-17	
Date	Rank
Nov. 6.....	25
Nov. 13.....	16
Nov. 20.....	16
Nov. 27.....	9
Dec. 4.....	7
Dec. 11.....	9
Dec. 18.....	8
Dec. 25.....	5
Jan. 1.....	11
Feb. 12.....	21

TEXAS A&M'S NIT HISTORY ALL-TIME RESULTS (11-8 RECORD)

Year	Round	Site
2022	First Round	Bryan-College Station, Texas
	Texas A&M 74, Alcorn State 62	
	Second Round	Bryan-College Station, Texas
	Texas A&M 75, Oregon 60	
	Third Round	Bryan-College Station, Texas
2015	Texas A&M 67, Wake Forest 52	
	Semifinals	New York, New York
	Texas A&M 72, Washington State 56	
	Championship	New York, New York
2005	Xavier 73, Texas A&M 72	
	First Round	College Station, Texas
2005	Texas A&M 81, Montana 64	
	Second Round	College Station, Texas
	Louisiana Tech 84, Texas A&M 72	
2005	First Round	College Station, Texas
	Texas A&M 82, Clemson 64	

1994	Second Round	Rosemont, Ill.
	Texas A&M 75, DePaul 72	
	Third Round	College Station, Texas
1994	St. Joseph's 58, Texas A&M 51	
	First Round	New Orleans, La.
1986	New Orleans 79, Texas A&M 73 (OT)	
	First Round	Laramie, Wyo.
1985	Wyoming 79, Texas A&M 70	
	First Round	Albuquerque, N.M.
1982	New Mexico 80, Texas A&M 67	
	First Round	College Station, Texas
1979	Texas A&M 60, Lamar 58	
	Second Round	Seattle, Wash.
	Texas A&M 69, Washington 65	
1979	Third Round (Final Eight)	West Lafayette, Ind.
	Purdue 86, Texas A&M 68	
	First Round	Albuquerque, N.M.
1979	Texas A&M 79, New Mexico 68	
	Second Round	Reno, Nev.
	Texas A&M 67, Nevada-Reno 64	
1979	Third Round (Final Six)	Houston, Texas
	Alabama 72, Texas A&M 68	

HOME OF THE 12TH MAN

ALL-TIME POLL HISTORY: USA TODAY/ESPN

2006-07

Date	Rank
Nov. 6 (preseason)	13
Nov. 13	12
Nov. 20	10
Nov. 27	8
Dec. 4	6
Dec. 11	13
Dec. 18	13
Dec. 25	12
Jan. 1	11
Jan. 8	9
Jan. 15	8
Jan. 22	6
Jan. 29	8
Feb. 5	7
Feb. 12	6
Feb. 19	9
Feb. 26	6
March 5	7
March 12	9
April 5 (final)	9

2007-08

Date	Rank
Nov. 5 (preseason)	14
Nov. 12	15
Nov. 19	15
Nov. 26	9
Dec. 3	14
Dec. 10	12
Dec. 17	11
Dec. 24	11
Dec. 31	10
Jan. 7	10
Jan. 14	9
Jan. 21	16
Jan. 28	23
Feb. 4	18
Feb. 11	16
Feb. 18	22

2009-10

Date	Rank
Nov. 30	22
Dec. 7	18
Feb. 15	23
Feb. 22	23
March 1	24
March 8	24
March 15	23
March 29 (final)	25

2010-11

Date	Rank
Dec. 20	24
Dec. 27	18
Jan. 3	16
Jan. 10	13
Jan. 17	10
Jan. 24	11
Jan. 31	16
Feb. 7	22
Feb. 14	17
Feb. 21	17
Feb. 28	22
March 7	21
March 13	20

2011-12

Date	Rank
Nov. 7 (preseason)	19
Nov. 14	18
Nov. 21	24
Dec. 5	25
Dec. 12	22

2015-16

Date	Rank
Nov. 30	20
Dec. 7	25
Dec. 14	24
Dec. 21	19
Dec. 28	19
Jan. 4	17
Jan. 11	14
Jan. 18	8
Jan. 25	5
Feb. 1	8
Feb. 8	13
Feb. 15	24
Feb. 22	21
Feb. 29	18
Mar. 7	17
Mar. 14	15
Final	12

2016-17

Date	Rank
Nov. 20	19
Nov. 27	10
Dec. 4	9
Dec. 11	10
Dec. 18	9
Dec. 25	6
Jan. 1	13



TONNY TROCHA-MORELOS

2014-18

After racing out to a 17-2 record to begin their season, the 2015-16 Aggies climbed to their highest position ever in the national polls at No. 5. The team would finish at No. 12 in the USA Today/ESPN Coaches Poll after making a run to the Sweet 16 in March

A&M IN TOP-10 MATCHUPS ALL TIME

Date	Opponent	A&M Rk	Opp Rk	Site	Score
Dec. 9, 2006	UCLA	6	1	Anaheim, CA (Honda Center)	L 62-65
Dec. 5, 2006	LSU	6	9	Baton Rouge, LA (Maravich Assembly Ctr.)	L 52-64
Feb. 3, 2007	Kansas	8	6	Lawrence, KS (Allen Fieldhouse)	W 69-66
Mar. 22, 2007	Memphis	9	5	San Antonio, TX (Alamodome/NCAA Sweet 16)	L 64-65
Jan. 19, 2011	Texas	10	10	Austin, TX (Erwin Center)	L 60-81



TEXAS A&M NCAA TOURNAMENT HISTORY

NCAA HISTORY (13-15)

2018	WEST REGION – FIRST ROUND (*7) Texas A&M 73, (*10) Providence 69 Spectrum Center, Charlotte, N.C.
	WEST REGION – SECOND ROUND (*7) Texas A&M 86, (*12) North Carolina 65 Spectrum Center, Charlotte, N.C.
	WEST REGION – SEMIFINALS (S16) (*3) Michigan 99, (*7) Texas A&M 72 Staples Center, Los Angeles, Calif.
2016	WEST REGION – FIRST ROUND (*3) Texas A&M 92, (*14) Green Bay 65 Chesapeake Energy Arena, Oklahoma City
	WEST REGION – SECOND ROUND (*3) Texas A&M 92, (*11) UNI 88 (20T) Chesapeake Energy Arena, Oklahoma City
	WEST REGION – SEMIFINALS (S16) (*1) Oklahoma 77, (*3) Texas A&M 63 Honda Center, Anaheim, Calif.
2011	SOUTHWEST REGION – SECOND ROUND (*10) Florida State 57, (*7) Texas A&M 50 United Center, Chicago, Ill.
2010	SOUTH REGION – FIRST ROUND (*5) Texas A&M 69, (*12) Utah State 53 Spokane Arena, Spokane, Wash.
	SOUTH REGION – SECOND ROUND (*4) Purdue 63, (*5) Texas A&M 61 (OT) Spokane Arena, Spokane, Wash.
2009	EAST REGION – FIRST ROUND (*9) Texas A&M 79, (*8) BYU 66 Wachovia Center, Philadelphia, Pa.
	EAST REGION – SECOND ROUND (*1) Connecticut 92, (*9) Texas A&M 66 Wachovia Center, Philadelphia, Pa.
2008	WEST REGION – FIRST ROUND (*9) Texas A&M 67, (*8) BYU 62 Honda Center, Anaheim, Calif.
	WEST REGION – SECOND ROUND (*1) UCLA 51, (*9) Texas A&M 49 Honda Center, Anaheim, Calif.
2007	MIDWEST REGION – FIRST ROUND (*3) Texas A&M 68, (*14) Penn 52 Rupp Arena, Lexington, Ky.
	MIDWEST REGION – SECOND ROUND (*3) Texas A&M 72, (*6) Louisville 69 Rupp Arena, Lexington, Ky.
	MIDWEST REGION – SEMIFINALS (S16) (*2) Memphis 65, (*3) Texas A&M 64 Alamodome, San Antonio, Texas

2006	ATLANTA REGION – FIRST ROUND (*12) Texas A&M 66, (*5) Syracuse 58 Veterans Memorial Coliseum, Jacksonville, Fla.
	ATLANTA REGION – SECOND ROUND (*4) LSU 58, (*12) Texas A&M 57 Veterans Memorial Coliseum, Jacksonville, Fla.
1987	MIDWEST REGION – FIRST ROUND (*5) Duke 58, (*12) Texas A&M 51 Hoosier Dome, Indianapolis, Ind.
1980	MIDWEST REGION – FIRST ROUND (*6) Texas A&M 55, (*11) Bradley 53 The Super Pit, Denton, Texas
	MIDWEST REGION – SECOND ROUND (*6) Texas A&M 78, (*3) North Carolina 61 (20T) The Super Pit, Denton, Texas
	MIDWEST REGION – SEMIFINALS (S16) (*2) Louisville 66, (*6) Texas A&M 55 (OT) The Summit, Houston, Texas
1975	MIDWEST REGION – FIRST ROUND Cincinnati 87, Texas A&M 79 Municipal Coliseum, Lubbock, Texas
1969	MIDWEST REGION – FIRST ROUND Texas A&M 81, Trinity 66 Daniel-Meyer Coliseum, Fort Worth, Texas
	MIDWEST REGION – SECOND ROUND (S16) Drake 81, Texas A&M 63 Ahearn Fieldhouse, Manhattan, Kan.
	MIDWEST REGION – CONSOLATION ROUND Colorado 97, Texas A&M 82 Ahearn Fieldhouse, Manhattan, Kan.
1964	MIDWEST REGION – FIRST ROUND Texas Western 68, Texas A&M 62 Moody Coliseum, Dallas, Texas
1951	WEST REGION – FIRST ROUND Washington 62, Texas A&M 40 Municipal Coliseum, Kansas City, Mo.

A&M'S NCAA TOURNAMENT RECORDS

INDIVIDUAL	
POINTS.....	26, Josh Carter vs BYU (2008); Acie Law IV vs Louisville (2007)
TOTAL REBOUNDS.....	16, Steve Niles vs Trinity (1969)
ASSISTS.....	8, TJ Starks vs Providence (2018)
STEALS.....	4, Alex Caruso vs Green Bay & Oklahoma (2016); Dominique Kirk vs Syracuse (2006); Mike Clifford vs Duke (1987)
BLOCKS.....	3, Robert Williams vs Michigan (2018); Tyler Davis vs Oklahoma (2016); Joseph Jones vs Penn (2007); Rudy Woods vs Louisville (1980)
MINUTES PLAYED.....	47, Rynn Wright vs UNC (1980)
FIELD GOALS MADE.....	11, Tyler Davis vs Michigan (2018); Bennie Lenox vs UTEP (1964)
FG ATTEMPTED.....	25, Bennie Lenox vs UTEP (1964)
FG PERCENTAGE.....	1.000 (6-6), Steve Niles vs Trinity (1969)
3-PT. FIELD GOALS.....	6, Josh Carter vs BYU (2008)
3-PT. FG ATTEMPTED.....	10, Josh Carter vs BYU (2008)
3-PT. FG PERCENTAGE.....	.833 (5-6), Khris Middleton vs Utah State (2010)
FREE THROWS MADE.....	13, Acie Law IV vs Louisville (2007)
FT ATTEMPTED.....	15, Acie Law IV vs Louisville (2007)
FT PERCENTAGE.....	1.000 (8-8), Acie Law IV vs Syracuse (2006)

TEAM	
POINTS.....	92 vs Green Bay (92-65), 2016
SCORING MARGIN.....	-27 (92-65) vs Green Bay, 2016
TOTAL REBOUNDS.....	52 vs Drake, 1969
REBOUND MARGIN.....	+20 (45-25) vs Green Bay, 2016
ASSISTS.....	18 vs BYU, 2008
TURNOVERS.....	22 vs Duke, 1987
STEALS.....	13 vs Green Bay, 2016
BLOCKS.....	7 vs Louisville, 1980
PERSONAL FOULS.....	24 vs Cincinnati, 1975
FIELD GOALS MADE.....	32 vs Michigan, 2018; vs Green Bay, 2016
FG ATTEMPTED.....	85 vs Cincinnati, 1975
HIGHEST FG PERCENTAGE.....	.561 vs Green Bay, 2016
LOWEST FG PERCENTAGE.....	.262 vs Washington, 1951
3-PT. FIELD GOALS.....	8 vs Utah State, 2010; vs BYU, 2008
3-PT. FG ATTEMPTED.....	31 vs UNI, 2016
3-PT. FG PERCENTAGE.....	.500 (8-16) vs BYU, 2008
FREE THROWS MADE.....	30 vs North Carolina, 1980
FT ATTEMPTED.....	48 vs North Carolina, 1980
FT PERCENTAGE.....	.864 (19-22) vs Syracuse, 2006
MOST POINTS (1ST HALF).....	42 vs Utah State, 2010; vs BYU, 2009;
.....	vs Memphis, 2007; vs Trinity, 1969
MOST POINTS (2ND HALF).....	52 vs Cincinnati, 1975
LARGEST HALFTIME LEAD.....	13 vs Utah State, 2010; 13 vs Penn, 2007

DOUBLE-DOUBLES (9)


Billy Bob Barnett (12 pts, 11 rebs).....	vs Trinity, 1969
Steve Niles (17 pts, 16 rebs).....	vs Trinity, 1969
Chuck Smith (10 pts, 11 rebs).....	vs Drake, 1969
Ronnie Peret (21 pts, 12 rebs).....	vs Colorado, 1969
Barry Davis (16 pts, 15 rebs).....	vs Cincinnati, 1975
Rynn Wright (10 pts, 13 rebs).....	vs North Carolina, 1980
Joseph Jones (14 pts, 11 rebs).....	vs Penn, 2007
Joseph Jones (10 pts, 12 rebs).....	vs BYU, 2008
Bryan Davis (17 pts, 15 rebs).....	vs Purdue, 2010
Jalen Jones (11 pts, 10 rebs).....	vs Oklahoma, 2016
Tyler Davis (14 pts, 15 rebs).....	vs Providence, 2018
Robert Williams (13 pts, 14 rebs).....	vs Providence, 2018

ALL-TOURNEY AGGIES (1)

David Britton.....	1980 Midwest Regional
--------------------	-----------------------

TEXAS A&M'S NCAA COACHES

Shelby Metcalf.....	5 (1964, 1969, 1975, 1980, 1987).....	3-6
Mark Turgeon.....	4 (2008, 2009, 2010, 2011).....	3-4
Billy Gillispie.....	2 (2006, 2007).....	3-2
Billy Kennedy.....	2 (2016, 2018).....	4-2
John Floyd.....	1 (1951).....	0-1
TOTAL.....	13.....	11-14



Highlighted by a run to the Sweet 16 during the spring of 2007 (Above [L-R] Acie Law IV, Josh Carter, Joseph Jones, Antanas Kavaliauskas & Dominique Kirk), the Aggies made a school-record six consecutive NCAA Tournament appearances from 2006-2011.

50-POINT SCORING GAMES (1)

53 Bennie Lenox.....vs. Wyoming (12/28/63), Oklahoma City

40-POINT SCORING GAMES (9)

44 John Beasley.....vs. Arkansas (3/3/66), Fayetteville
 43 John Beasley.....vs. Baylor (2/13/65), Waco
 43 John Beasley.....vs. Baylor (1/15/66), Waco
 43 Bennie Lenox.....vs. Texas (2/19/63), Austin
 42 Randy Knowles.....vs. Arkansas (2/10/73), College Station
 41 Don Marbury.....vs. Baylor (1/5/85), Waco
 40 Elston Turner.....at Kentucky, (1/12/13), Lexington
 40 John Beasley.....vs. TCU (2/19/66), College Station
 40 John Beasley.....vs. Texas (2/27/65), College Station

30-POINT SCORING GAMES (88)

39 Joe Wilbert.....vs. SMU (1/31/95), Dallas
 39 Sonny Parker.....vs. Houston Baptist (1/3/76), Houston
 39 John Beasley.....vs. TCU (2/23/65), Fort Worth
 39 Bennie Lenox.....vs. Texas Tech (3/1/63), College Station
 38 Elston Turner.....vs. Tennessee (2/23/13), College Station
 38 Joe Wilbert.....vs. Texas Tech (1/11/95), College Station
 38 Claude Riley.....vs. Houston (2/1/82), College Station
 38 John Beasley.....vs. Texas (2/12/66), College Station
 38 John Beasley.....vs. SMU (3/2/65), College Station
 37 Elston Turner.....vs. Ole Miss (2/13/13), College Station
 37 Lynn Suber.....vs. Long Island (12/16/89), Bangor, Maine
 37 Mike Heitmann.....vs. Northwestern (12/30/69), Greenville, S.C.
 37 John Beasley.....vs. Baylor (3/1/66), College Station
 37 John Beasley.....vs. Rice (2/16/65), College Station
 37 Bennie Lenox.....vs. Arkansas (2/16/63), College Station
 37 Carroll Broussard.....vs. Arkansas (1/10/61), College Station
 37 Carroll Broussard.....vs. Texas (1/16/61), Austin
 37 Carroll Broussard.....vs. Texas (2/24/61), College Station
 36 Mike Heitmann.....vs. SMU (2/28/69), College Station
 36 James Addison.....vs. SMU (2/13/54), College Station
 35 Acie Law IV.....vs. Oklahoma State (1/11/06), Stillwater, Okla.
 35 Joseph Jones.....vs. North Texas (12/6/05), College Station
 35 Don Marbury.....vs. SFA (11/28/85), College Station
 35 John Beasley.....vs. TCU (2/5/66), Fort Worth
 35 Bennie Lenox.....vs. SMU (2/12/63), College Station
 34 Bernard King.....vs. Colorado (2/11/00), College Station
 34 Joe Wilbert.....vs. McNeese State (12/19/94), College Station
 34 Willie Foreman.....vs. SMU (1/14/78), College Station
 34 Sonny Parker.....vs. Arkansas (1/24/76), Fayetteville
 34 Jeff Overhouse.....vs. Oral Roberts (12/23/72), Tulsa
 34 Sonny Benefield.....vs. Wyoming (12/30/68), Oklahoma City
 33 Acie Law IV.....vs. Texas (2/28/07), Austin
 33 Joe Wilbert.....vs. Rice (1/17/95), Houston
 33 Joe Wilbert.....vs. Baylor (2/2/94), Waco
 33 Lynn Suber.....vs. UConn (11/24/89), Anchorage, Alaska
 33 Vernon Smith.....vs. SW Louisiana (12/1/77), College Station

33 Randy Knowles.....vs. TCU (3/3/73), Fort Worth
 33 John Beasley.....vs. Rice (2/25/66), College Station
 32 Danuel House.....vs. Kentucky (3/13/16), Nashville, Tenn.
 32 Antoine Wright.....vs. Colorado (2/19/05), Boulder, Colo.
 32 Antoine Wright.....vs. Grambling (12/21/04), College Station
 32 Bernard King.....vs. Colorado (2/26/02), College Station
 32 Shanne Jones.....vs. Texas (2/2/98), College Station
 32 Don Marbury.....vs. Oral Roberts (12/14/85), Tulsa, Okla.
 32 Don Marbury.....vs. So. Mississippi (12/21/85), Jacksonville, Fla.
 32 Don Marbury.....vs. Baylor (2/1/86), Waco
 32 Vernon Smith.....vs. Texas Lutheran (12/6/79), College St.
 32 Sonny Parker.....vs. Baylor (2/7/76), College Station
 32 Billy Bob Barnett.....vs. Texas (2/10/68), College Station
 31 Khris Middleton.....vs. Arkansas (12/18/10), Dallas
 31 Acie Law IV.....vs. Baylor (2/24/07), College Station
 31 Joseph Jones.....vs. Texas (2/4/06), Austin
 31 Bernard King.....vs. Lamar (12/18/99), Beaumont, Texas
 31 Bernard King.....vs. Missouri (2/17/01), College Station
 31 Joe Wilbert.....vs. Princeton (12/27/94), New Orleans, La.
 31 Joe Wilbert.....vs. TCU (1/28/95), Fort Worth
 31 Don Marbury.....vs. Tennessee (12/7/85), Knoxville, Tenn.
 31 Rudy Woods.....vs. Houston (1/28/80), College Station
 31 Vernon Smith.....vs. Houston (2/5/78), Houston
 31 Steve Jones.....vs. Bowling Green (12/29/76), Portland, Ore.
 31 John Thornton.....vs. Baylor (2/26/74), College Station
 31 Steve Niles.....vs. Midwestern (12/8/69), College Station
 31 Ronnie Durbon.....vs. Baylor (3/6/62), College Station
 31 George Mehaffey.....vs. Baylor (1/18/55), Waco
 30 Bryan Davis.....vs. Baylor (1/23/08), College Station
 30 Acie Law IV.....vs. Mississippi Valley St. (11/22/05), College St.
 30 Bernard King.....vs. Texas (1/23/02), Austin
 30 Bernard King.....vs. Nebraska (3/4/00), College Station
 30 Bernard King.....vs. Lamar (12/5/00), College Station
 30 Joe Wilbert.....vs. Rice (3/9/95), Dallas
 30 Joe Wilbert.....vs. Texas (2/12/94), Austin
 30 Darryl McDonald.....vs. SFA (12/4/87), San Marcos, Texas
 30 Tony Milton.....vs. Idaho State (12/2/89), San Marcos, Texas
 30 Darryl McDonald.....vs. Hawaii (12/29/87), Honolulu, Hawaii
 30 Winston Crite.....vs. Rice (2/21/87), College Station
 30 Winston Crite.....vs. TCU (3/6/87), Dallas
 30 Don Marbury.....vs. Arkansas (12/29/86), College Station
 30 Don Marbury.....vs. Houston (2/27/85), Houston
 30 Vernon Smith.....vs. NC-Charlotte (12/12/80), Charlotte, N.C.
 30 David Britton.....vs. UNLV (12/22/79), Las Vegas, Nev.
 30 Ray Roberts.....vs. Louisville (12/27/75), Louisville, Ky.
 30 Randy Knowles.....vs. Texas (1/29/724), Austin
 30 Jeff Overhouse.....vs. LSU (12/28/71), Houston
 30 Mike Heitmann.....vs. Louisiana Tech (1/24/70), Ruston, La.
 30 Ronnie Peret.....vs. West Texas St. (12/27/66), Canyon, Texas
 30 John Beasley.....vs. Arkansas (2/20/65), College Station
 30 Bennie Lenox.....vs. TCU (2/23/63), College Station
 30 Bennie Lenox.....vs. Texas Tech (2/11/64), Lubbock

POINTS IN A CONFERENCE GAME

1. John Beasley vs. Arkansas.....SWC.....3 /3/66.....44
 2. John Beasley vs. Baylor.....SWC.....2/13/65.....43
 3. John Beasley vs. Baylor.....SWC.....1/15/66.....43

4. Bennie Lenox vs. Texas.....SWC.....2/19/63.....43
 5. Randy Knowles vs. Arkansas.....SWC.....2/10/73.....42

20+ REBOUNDING GAMES (6)

23 Cedric Joseph.....Angelo State (12/4/72), College Station
 21 Steve Niles.....Furman (12/29/69), Greenville, S.C.
 21 Vernon Smith.....UNLV (12/15/78), San Francisco, Calif.
 21 Rynn Wright.....UNLV (12/15/78), San Francisco, Calif.
 20 Jeff Overhouse.....Texas Tech (2/24/73), Lubbock
 20 Jeff Overhouse.....Baylor (2/27/71), College Station

16+ REBOUNDING GAMES (58)

19 David Harris.....Rice (2/24/90), Houston
 19 David Harris.....Michigan St. (11/25/89), Anchorage, Alaska
 19 Cedric Joseph.....Houston Baptist (11/30/73), College Station
 19 Randy Knowles.....Wayland Baptist (11/28/72), College St.
 19 Ronnie Peret.....Texas Tech (2/27/68), Lubbock
 19 Jerry Windham.....TCU (2/17/62), College Station
 18 Tyler Davis.....West Virginia (1/28/17), Morgantown
 18 Andy Slocum.....Texas (1/31/04), College Station
 18 Carlton Brown.....VCU (12/2/00), Richmond, Va.
 18 Damon Johnson.....Baylor (2/4/95), College Station
 18 Claude Riley.....Houston (2/1/82), College Station
 18 Wally Swanson.....Bowling Green (12/29/76), Portland, Ore.
 18 Wally Swanson.....SMU (1/15/77), College Station
 18 Barry Davis.....Houston Baptist (12/6/75), College Station
 18 Jerry Mercer.....Sam Houston St. (1/16/75), College Station
 18 Cedric Joseph.....Arkansas (2/5/74), College Station
 18 Randy Knowles.....Arkansas (2/10/73), College Station
 18 Ronnie Peret.....Arkansas (1/3/68), Fayetteville
 18 George Mehaffey.....Baylor (1/18/55), Waco
 17 Tyler Davis.....Savannah St. (12/13/17), College Station
 17 Ray Little.....Loyola-Chi. (12/27/89), Indianapolis
 17 Claude Riley.....St. Edward's (11/30/81), College Station
 17 Rynn Wright.....Baylor (1/31/81), College Station
 17 Vernon Smith.....LSU (2/22/81), Baton Rouge, La.
 17 Rudy Woods.....SMU (1/13/79), Dallas
 17 Rynn Wright.....Texas (1/23/78), College Station
 17 Rynn Wright.....Rice (2/21/78), Houston
 17 John Thornton.....Baylor (2/24/74), College Station
 17 Jerry Mercer.....Tulsa (12/29/73), Edinburg
 17 Jeff Overhouse.....Baylor (1/20/73), College Station
 17 Benny Johnson.....Okla. City (12/29/61), Oklahoma City, Okla.
 17 Chinelemu Elonu.....Baylor (1/14/09), College Station
 16 Savion Flagg.....Savannah State (11/7/18), College Station
 16 Robert Williams.....Prairie View A&M (12/9/17), College Station
 16 Robert Williams.....Missouri (2/8/17), College Station
 16 Bryan Davis.....Texas Tech (2/13/10), Lubbock
 16 Andy Slocum.....Kansas State (1/21/04), Manhattan
 16 Andy Slocum.....Prairie View A&M (11/29/03), College Station
 16 Dario Quesada.....N.C. A&T (11/23/96), College Station
 16 Damon Johnson.....SMU (1/31/95), Dallas
 16 Damon Johnson.....TCU (1/7/92), Fort Worth
 16 John Trezvant.....Lehigh (12/29/86), Hartford, Conn.
 16 Winston Crite.....Pacific (12/22/84), Stockton, Calif.



INDIVIDUAL GAME RECORDS

16	Claude Riley	Texas Tech (1/11/82), Lubbock
16	Rynn Wright	Baylor (1/8/79), College Station
16	Vernon Smith	Oral Roberts (12/10/77), Tulsa, Okla.
16	Jerry Mercer	SMU (2/12/74), Dallas
16	Cedric Joseph	Texas Lutheran (1/17/73), College Station
16	Ronnie Peret	Texas Tech (2/22/69), Lubbock
16	Billy Bob Barnett	Arkansas (2/25/69), College Station
16	Steve Niles	Trinity (3/8/69), Dallas
16	Ronnie Peret	Kansas State (12/15/67), Manhattan, Kan.
16	Ronnie Peret	TCU (1/6/68), -College Station
16	Terry Trippet	Alabama (12/8/66), Hattiesburg, Miss.
16	John Beasley	Wyoming 12/28/63, Oklahoma City, Okla.
16	John Beasley	Arkansas (2/8/64), College Station
16	John Beasley	Texas Tech (2/25/64), College Station
16	George Mehaffey	LSU (12/13/54), Baton Rouge, La.
16	John Henry	Texas (2/12/55), College Station

REBOUNDS IN A CONFERENCE GAME

1.	Jeff Overhouse vs. Texas Tech	SWC	2/24/73	20
	Jeff Overhouse vs. Baylor	SWC	2/27/71	20
3.	David Harris vs. Rice	SWC	2/24/90	19
4.	Ronnie Peret vs. Texas Tech	SWC	2/27/68	19
5.	George Mehaffey vs. SMU	SWC	1/8/57	19

FIELD GOALS

1.	Randy Knowles vs. Arkansas	2/10/73	20
2.	John Beasley vs. Texas	2/6/65	19
	Bennie Lenox vs. Wyoming	12/28/63	19
4.	John Beasley vs. Baylor	1/5/65	18
	Don Marbury vs. Baylor	1/5/85	18
6.	John Beasley vs. Arkansas	3/3/66	17
7.	Sonny Benefield vs. Wyoming	12/30/69	16
	Mike Heitmann vs. SMU	2/28/69	16
9.	Joe Wilbert vs. McNeese St.	12/19/94	15
	Don Marbury vs. S.F. Austin	11/28/85	15
	Claude Riley vs. Houston	2/11/82	15
	Vernon Smith vs. UNC-Charlotte	12/12/80	15
	Carroll Broussard vs. Arkansas	1/10/61	15

FIELD GOALS IN A CONFERENCE GAME

1.	Randy Knowles vs. Arkansas	SWC	2/10/73	20
2.	John Beasley vs. Texas	SWC	2/6/65	19
3.	John Beasley vs. Baylor	SWC	1/5/65	18
	Don Marbury vs. Baylor	SWC	1/5/85	18
5.	John Beasley vs. Arkansas	SWC	3/3/66	17

FIELD GOAL ATTEMPTS

1.	John Beasley vs. Arkansas	3/3/66	36
	Bennie Lenox vs. Wyoming	12/28/63	36
3.	Elston Turner vs. Tennessee	2/23/13	33
4.	Vernon Smith vs. Texas Lutheran	12/6/79	30
	Randy Knowles vs. Arkansas	2/10/73	30
6.	Willie Foreman vs. SMU	1/14/78	27
	Willie Foreman vs. Texas	2/13/78	27
	Sonny Parker vs. Arkansas	1/24/76	27
	George Mehaffey vs. Houston	1/15/55	27
10.	Joe Wilbert vs. Rice	1/17/95	26
	Steve Jones vs. SMU	2/12/77	26
	Mike Johnson vs. Tulsa	12/29/73	26
	Mario Brown vs. TCU	2/3/73	26

FIELD GOAL ATTEMPTS IN A CONFERENCE GAME

1.	John Beasley vs. Arkansas	SWC	3/3/66	36
2.	Elston Turner vs. Tennessee	SEC	2/23/13	33
3.	Randy Knowles vs. Arkansas	SWC	2/10/73	30
4.	Willie Foreman vs. Texas	SWC	2/13/78	27
	Willie Foreman vs. SMU	SWC	1/14/78	27
	Sonny Parker vs. Arkansas	SWC	1/24/76	27

FIELD GOAL PERCENTAGE

(Min. 10 Attempts)

1.	Vernon Smith vs. Anchorage	11/24/78	1.000	13-13
	Quenton Jackson vs. Georgia	2/22/22	1.000	11-11
3.	Damon Johnson vs. SW Texas St.	12/28/91909	10-11
	Winston Crite vs. Oral Roberts	12/8/86909	10-11
	Don Marbury vs. Texas	1/20/85909	10-11
	Winston Crite vs. Arkansas	1/2/85909	10-11
	Rynn Wright vs. New Mexico	3/8/79909	10-11
8.	Tony Milton vs. Holy Cross	12/20/89900	9-10
9.	Donald Thompson vs. SFA	11/28/88857	12-14
10.	Quenton Jackson vs. New Orleans	11/29/20846	11-13
	Jalen Jones vs. Youngstown St.	12/13/14846	11-13
	Tony McGinnis vs. Baylor	3/4/95846	11-13
	Brooks Thompson vs. Texas	2/3/91846	11-13
	Shedrick Anderson vs. Baylor	1/19/91846	11-13
	Donald Thompson vs. Simon Fraser	11/18/88846	11-13
	Darnell Williams vs. Texas	2/25/84846	11-13
	Rudy Woods vs. Davidson	12/13/80846	11-13

FIELD GOAL PERCENTAGE IN A CONFERENCE GAME

(Min. 10 Attempts)

1.	Quenton Jackson vs. Georgia	SEC	2/22/22	1.000 (11-11)
	Don Marbury vs. Texas	SWC	1/20/85900 (10-11)
	Winston Crite vs. Arkansas	SWC	1/22/85900 (10-11)
4.	Tony McGinnis vs. Baylor	SWC	3/4/95846 (11-13)
	Brooks Thompson vs. Texas	SWC	2/3/91846 (11-13)
	Darnell Williams vs. Texas	SWC	2/25/84846 (11-13)

3-POINT FIELD GOALS

1.	Bernard King vs. Lamar	12/5/00	8
	Jerald Brown vs. Nebraska	1/11/97	8
	Josh Carter vs. Idaho State	11/25/06	8
	Josh Carter vs. Grambling State	12/28/06	8
	Josh Carter vs. Nebraska	2/10/07	8
6.	Wendell Mitchell at Florida	1/22/19	7
	D.J. Hogg at South Carolina	1/7/17	7
	Daniel House at South Carolina	2/21/15	7
	Jamal Jones vs. Houston	12/4/13	7
	Elston Turner vs. Ole Miss	2/13/13	7
	Josh Carter vs. Iowa State	2/28/09	7
	Antoine Wright vs. Texas Tech	2/26/05	7
	Bernard King vs. Lamar	12/28/99	7
	Chris Clayton vs. Nebraska	2/27/99	7
	Chris Clayton vs. Maryland-E.Shore	12/21/97	7
	Chuck Henderson vs. Houston	2/29/92	7
	Lynn Suber vs. Connecticut	11/24/89	7

3-POINT FIELD GOALS IN A CONFERENCE GAME

1.	Jerald Brown vs. Nebraska	Big 12	1/11/97	8
	Josh Carter vs. Nebraska	Big 12	2/10/07	8
3.	Wendell Mitchell at Florida	SEC	1/22/19	7
	D.J. Hogg at South Carolina	SEC	1/7/17	7
	Daniel House at South Carolina	SEC	2/21/15	7
	Elston Turner vs. Ole Miss	SEC	2/13/13	7
	Josh Carter vs. Iowa State	Big 12	2/28/09	7
	Antoine Wright vs. Texas Tech	Big 12	2/26/05	7
	Chris Clayton vs. Nebraska	Big 12	2/27/99	7
	Chuck Henderson vs. Houston	SWC	2/29/92	7

3-POINT FIELD GOAL ATTEMPTS

1.	Daniel House at Arizona State	12/5/15	15
	Bernard King vs. Lamar	12/18/99	15
3.	Jay Jay Chandler vs. LSU	1/23/21	14
	Wendell Mitchell at Tennessee	1/28/20	14
	Bernard King vs. Texas Tech	2/19/00	14
6.	Daniel House vs. Kentucky	3/13/16	13
	Jamal Jones vs. Ole Miss	3/1/14	13
	Josh Carter vs. Penn State	12/3/05	13
	Chris Clayton vs. Alabama	12/1/98	13
	Chris Clayton vs. Nebraska	2/27/99	13
	Derrick Hart vs. Wisc.-Green Bay	12/1/95	13
	Lynn Suber vs. Long Island	12/17/89	13
	Josh Carter vs. Grambling State	12/28/06	13

3-POINT FIELD GOAL ATTEMPTS IN A CONFERENCE GAME

1. Jay Jay Chandler vs. LSU.....SEC.....1/21/21.....14	Wendell Mitchell at Tennessee.....SEC.....1/28/20.....14
Bernard King vs. Texas Tech.....Big 12.....2/19/00.....14	3. Jamal Jones vs. Ole Miss.....SEC.....3/1/14.....13
Chris Clayton vs. Nebraska.....Big 12.....2/27/99.....13	5. Danuel House vs. Auburn.....SEC.....2/28/15.....12
Jamal Jones vs. Auburn.....SEC.....3/8/14.....12	Elston Turner vs. Baylor.....Big 12.....1/2/12.....12
Josh Carter vs. Oklahoma.....Big 12.....2/4/09.....12	Derrick Hart vs. Baylor.....SWC.....1/10/96.....12
David Edwards vs. Rice.....SWC.....1/25/92.....12	Bernard King vs. Nebraska.....Big 12.....2/28/01.....12

3-POINT FIELD GOAL PERCENTAGE

(Min. 5 Attempts)

1. Josh Carter vs. Grambling.....12/10/05.....1.000.....5-5	Lynn Suber vs. Connecticut.....11/24/89......875.....7-8
Antoine Wright vs. Texas Tech.....2/26/05......875.....7-8	4. Brandon Mahan at Ole Miss.....2/6/19......857.....6-7
Danuel House at Auburn.....1/27/15......857.....6-7	B.J. Holmes vs. Texas Tech.....1/28/09......857.....6-7
Derrick Hart vs. Houston.....1/24/96......857.....6-7	8. J.C. Hampton at West Virginia.....1/28/17......833.....5-6
Khrist Middleton vs Utah State.....3/19/10......833.....5-6	Donald Sloan vs Oklahoma State.....1/27/10......833.....5-6
Donald Sloan vs Samford.....11/20/09......833.....5-6	Dominique Kirk vs. Kansas State.....3/14/08......833.....5-6

3-POINT FIELD GOAL PERCENTAGE IN A CONFERENCE GAME

(Min. 5 Attempts)

1. Antoine Wright vs. Texas Tech.....Big 12.....2/26/05......875 (7-8)	2. Brandon Mahan at Ole Miss.....SEC.....2/6/19......857 (6-7)
Danuel House at Auburn.....SEC.....1/17/15......857 (6-7)	B.J. Holmes vs. Texas Tech.....Big 12.....1/28/09......857 (6-7)
Derrick Hart vs. Houston.....SWC.....1/24/96......857 (6-7)	5. Donald Sloan vs. Ok. St.....Big 12.....1/27/10......833 (5-6)
6. Jerald Brown vs. Nebraska.....Big 12.....1/11/97......800 (8-10)	Dominique Kirk vs. Oklahoma.....Big 12.....2/1/06......800 (4-5)
Antoine Wright vs. Nebraska.....Big 12.....1/26/05......800 (4-5)	Bobby Leach vs. Missouri.....Big 12.....2/5/05......800 (4-5)
Michael Schmidt vs. Missouri.....Big 12.....2/14/98......800 (4-5)	Lynn Suber vs. Arkansas.....SWC.....1/23/91......800 (4-5)

FREE THROWS

1. Carroll Broussard vs. Texas.....1/16/61.....19	2. Mike Heitmann vs. La. Tech.....1/24/70.....18
3. Bennie Lenox vs. Texas.....2/19/63.....17	Bennie Lenox vs. Arkansas.....2/16/63.....17
5. Joseph Jones vs. North Texas.....12/6/05.....16	Mike Floyd vs. Houston.....1/5/73.....16
Jeff Overhouse vs. Oral Roberts.....12/23/72.....16	James Addison vs. Arkansas.....2/22/54.....16
James Addison vs. SMU.....2/13/54.....16	10. Emanuel Miller vs. Tarleton State.....12/2/20.....15
Eight other players tied at.....15	

FREE THROWS IN A CONFERENCE GAME

1. Carroll Broussard vs. Texas.....SWC.....1/16/61.....19	2. Bennie Lenox vs. Texas.....SWC.....2/19/63.....17
Bennie Lenox vs. Arkansas.....SWC.....2/16/63.....17	4. Mike Floyd vs. Houston.....SWC.....1/5/73.....16
James Addison vs. Arkansas.....SWC.....2/22/54.....16	James Addison vs. SMU.....SWC.....2/13/54.....16

FREE THROWS ATTEMPTS

1. Mike Heitmann vs. La. Tech.....1/15/71.....22	Carroll Broussard vs. Texas.....1/16/61.....22
James Addison vs. SMU.....2/13/54.....22	3. Damon Johnson vs. Texas.....2/10/93.....21
4. Jeff Overhouse vs. Oral Roberts.....12/23/72.....20	Bennie Lenox vs. Texas.....2/19/63.....20
John Fortenberry vs. Pepperdine.....12/22/54.....20	7. Joseph Jones vs. North Texas.....12/6/05.....19
Carroll Broussard vs. Texas.....2/13/62.....19	Bill Brophy vs. Houston.....2/4/56.....19
Bryan Davis vs. Baylor.....1/23/08.....19	

FREE THROWS ATTEMPTS IN A CONFERENCE GAME

1. Carroll Broussard vs. Texas.....SWC.....1/16/61.....22	James Addison vs. SMU.....SWC.....2/13/54.....22
3. Damon Johnson vs. Texas.....SWC.....2/10/93.....21	4. Bennie Lenox vs. Texas.....SWC.....2/19/63.....20
5. Carroll Broussard vs. Texas.....SWC.....2/13/62.....19	Bryan Davis vs. Baylor.....Big 12.....1/23/08.....19

FREE THROW PERCENTAGE

(Min. 11 Attempts)

1. Bennie Lenox vs. Arkansas.....2/16/63.....1.000.....17-17	2. Mike Floyd vs. Houston.....1/5/73.....1.000.....16-16
3. Freddie Ricks vs. S. F. Austin.....12/4/87.....1.000.....15-15	4. Acie Law vs. Houston.....12/29/04.....1.000.....12-12
Kenny Brown vs. Pan Am.....12/8/84.....1.000.....12-12	Carroll Broussard vs. Texas.....2/16/60.....1.000.....12-12
7. Antoine Wright vs. Colorado.....2/19/05.....1.000.....11-11	Tracey Anderson vs. SW La.....12/18/95.....1.000.....11-11
Paul Crawford vs. Arkansas.....1/16/88.....1.000.....11-11	Willie Foreman vs. Houston.....2/19/77.....1.000.....11-11
Bennie Lenox vs. Seattle.....12/28/61.....1.000.....11-11	Bill Brophy vs. TCU.....2/2/55.....1.000.....11-11

FREE THROW PERCENTAGE IN A CONFERENCE GAME

(Min. 11 Attempts)

1. Bennie Lenox vs. Arkansas.....SWC.....2/16/63.....1.000 (17-17)	2. Carroll Broussard vs. Texas.....SWC.....2/16/60.....1.000 (12-12)
3. Antoine Wright vs. Colorado.....Big 12.....2/19/05.....1.000 (11-11)	Paul Crawford vs. Arkansas.....SWC.....1/16/88.....1.000 (11-11)
Willie Foreman vs. Houston.....SWC.....2/19/77.....1.000 (11-11)	Bill Brophy vs. TCU.....SWC.....2/2/55.....1.000 (11-11)

ASSISTS

1. Kyle Kessel vs. TCU.....2/26/96.....15	David Edwards vs. TCU.....1/25/94.....15
Tony Milton vs. Marshall.....12/7/89.....15	Acie Law IV vs. Texas.....2/5/07.....15
5. Acie Law vs. Missouri.....2/5/05.....14	Clifton Cook vs. Centenary.....11/23/99.....14
Clifton Cook vs. Missouri.....1/9/99.....14	David Edwards vs. SMU.....3/10/94.....14
David Edwards vs. TCU.....2/20/93.....14	Brooks Thompson vs. Texas College.....12/20/90.....14
Dave Goff vs. Texas.....1/10/77.....14	

ASSISTS IN A CONFERENCE GAME

1. Kyle Kessel vs. TCU.....SWC.....2/26/96.....15	David Edwards vs. TCU.....SWC.....1/25/94.....15
Acie Law IV vs. Texas.....Big 12.....2/5/07.....15	3. Acie Law vs. Missouri.....Big 12.....2/5/05.....14
Clifton Cook vs. Missouri.....Big 12.....1/9/99.....14	David Edwards vs. SMU.....SWC.....3/10/94.....14
David Edwards vs. Houston.....SWC.....2/20/93.....14	Dave Goff vs. Texas.....SWC.....1/22/79.....14



INDIVIDUAL GAME RECORDS/OPPONENT INDIVIDUAL GAME

STEALS

1. David Edwards vs. Prairie View A&M	11/25/91	9
Darryl McDonald vs. SMU	1/6/88	9
Darryl McDonald vs. Lehigh	12/29/86	9
4. Michael Schmidt vs. S.F. Austin	11/22/97	8
Todd Holloway vs. Texas	1/15/86	8
Darnell Williams vs. Texas	3/6/84	8
7. B.J. Holmes at A&M-Corpus Christi	11/15/10	7
Acie Law IV vs. Oklahoma State	1/11/06	7
Steve Houston vs. Washington St.	12/30/97	7
David Edwards vs. Houston	1/29/92	7
Brooks Thompson vs. S.F. Austin	12/9/89	7
Darryl McDonald vs. Hawaii	12/29/87	7
Darryl McDonald vs. Iona	12/20/86	7
Reggie Roberts vs. Arkansas	1/13/83	7
Tyren Naulls vs. Sam Houston	12/3/81	7
Tyren Naulls vs. Sam Houston State	12/3/81	7

STEALS IN A CONFERENCE GAME

1. Darryl McDonald vs. SMU	SWC	1/6/88	9
2. Todd Holloway vs. Texas	SWC	1/15/86	8
Darnell Williams vs. Texas	SWC	3/6/84	8
4. Acie Law IV vs. Oklahoma St.	Big 12	1/11/06	7
David Edwards vs. Houston	SWC	1/29/92	7
Reggie Roberts vs. Arkansas	SWC	1/13/83	7

BLOCKED SHOTS

1. David Harris vs. Baylor	1/3/90	9
2. Josh Nebo vs. Oregon State	12/21/19	8
David Harris vs. Michigan State	11/25/89	8
4. Josh Nebo vs. South Alabama	11/23/18	7
Robert Williams vs. Alabama	3/8/18	7
Tonny Trocha-Morelos vs. Buffalo	12/21/17	7
7. Robert Williams vs. Auburn	2/18/17	6
Chinemelu Elonu vs. Florida A&M	12/15/09	6
Calvin Davis vs. TCU	1/31/96	6
Calvin Davis vs. Illinois-Chicago	12/1/96	6
David Harris vs. Marshall	12/7/89	6
Winston Crite vs. TCU	1/16/85	6
DeAndre Jordan vs. Baylor	3/5/08	6

BLOCKED SHOTS IN A CONFERENCE GAME

1. David Harris vs. Baylor	SWC	1/3/90	9
2. Robert Williams vs. Auburn	SEC	2/18/17	6
Calvin Davis vs. TCU	SWC	1/31/96	6
Winston Crite vs. TCU	SWC	1/16/85	6
DeAndre Jordan vs. Baylor	Big 12	3/5/08	6
5. Nick Anderson	Big 12	2/28/01	5
seven others with five in SWC play			

POINTS

1. Martin Terry, Arkansas	1/22/72	46
2. Gene Phillips, SMU	2/21/70	44
3. Mike Singletary, Texas Tech	3/11/09	43
Otis Birdsong, Houston	2/19/77	43
Temple Tucker, Rice	12/28/55	43
6. Mike Russell, Texas Tech	1/18/77	42
Richard Fuqua, Oral Roberts	12/23/72	42
Jim Barnes, Texas Western	3/9/64	42
Tom Robitaille, Rice	2/28/59	42
10. Gary Overbeck, Texas	2/10/68	41
Bill Henry, Rice	2/8/44	41
Andre Owens, Houston	12/27/03	41

REBOUNDS

1. Don Boldebeck, Houston	12/2/54	26
2. Jerry Mallett, Baylor	1/18/55	25
3. Ray Warren, TCU	2/2/55	24
4. Ira Terrell, SMU	2/6/73	23
5. Charles McKinney, Baylor	2/2/74	22
Elvin Hayes, Houston	1/28/66	22
7. Akeem Olajuwon, Houston	1/14/84	21
Jim Krebs, SMU	2/18/56	21
Joel Krog, SMU	2/15/55	21
10. 10 others tied at		20

FIELD GOALS

1. Dean Tolson, Arkansas	3/2/74	20
2. Louis Dunbar, Houston	1/6/73	17
Tom Robitaille, Rice	2/28/59	17
4. Ricky Pierce, Rice	2/13/82	16
Otis Birdsong, Houston	2/19/77	16
Larry Robinson, Texas	2/23/74	16
Richard Fuqua, Oral Roberts	12/23/72	16
Dale Kelley, Northwestern	12/30/69	16
9. John Taft, Marshall	12/7/89	15
Tony White, Tennessee	12/7/85	15
James Campbell, Oklahoma City	12/11/81	15
Jim Krivacs, Texas	2/13/78	15
Larry Robinson, Texas	1/29/74	15
Gary Overbeck, Texas	2/10/68	15

FIELD GOALS IN A CONFERENCE GAME

1. Dean Tolson, Arkansas	SWC	3/2/74	20
2. Tom Robitaille, Rice	SWC	2/28/59	17
3. Ricky Pierce, Rice	SWC	2/13/82	16
Otis Birdsong, Houston	SWC	2/19/77	16
Larry Robinson, Texas	SWC	2/23/74	16

FIELD GOALS ATTEMPTS

1. Richard Fuqua, Oral Roberts	12/23/73	38
2. Dean Tolson, Arkansas	3/2/74	36
3. Gene Phillips, SMU	2/21/70	34
4. Larry Comley, Kansas State	12/3/60	32
5. Dick O'Neal, TCU	1/22/55	31
6. Don Boldebeck, Houston	12/2/54	30
7. Calvin Garrett, Oral Roberts	12/4/78	29
Jim Krivacs, Texas	2/13/78	29
Sammy Hervey, SMU	2/27/73	29
Bob Patterson, Tulsa	12/8/54	29

FIELD GOALS ATTEMPTS IN A CONFERENCE GAME

1. Dean Tolson, Arkansas	SWC	3/2/74	36
2. Gene Phillips, SMU	SWC	2/21/70	34
3. Dick O'Neal, TCU	SWC	1/22/55	31
4. Don Boldebeck, Houston	SWC	12/2/54	30
5. Jim Krivacs, Texas	SWC	2/13/78	29
Sammy Hervey, SMU	SWC	2/27/73	29

FIELD GOAL PERCENTAGE

(Min. 10 Attempts)

1. Mario Bennett, Arizona St.	11/22/94	923	12-13
2. Tim Moore, Houston	2/16/94	916	11-12
3. Dexter Cambridge, Texas	3/8/92	909	10-11
Oliver Miller, Arkansas	2/23/91	909	10-11
5. Maurice Jeffers, Saint Louis	12/27/00	900	9-10
Brandon Crump, Tennessee	12/2/03	900	9-10
7. Chris Mihm, Texas	2/18/98	857	12-14
8. Louis Estes, Baylor	4/11/56	824	14-17
9. Mark Young, Kansas State	1/25/97	818	9-11
Sean Riley, North Texas	12/5/96	818	9-11
Craig Sibley, TCU	2/7/90	818	9-11
J.D. Sanders, Texas Tech	1/28/89	818	9-11
Michael Williams, Baylor	2/6/85	818	9-11
Russell Cross, Purdue	3/19/82	818	9-11

FIELD GOAL PERCENTAGE IN A CONFERENCE GAME

(Min. 10 Attempts)

1. Tim Moore, Houston	SWC	2/16/94	916 (11-12)
2. Dexter Cambridge, Texas	SWC	3/8/92	909 (10-11)
Oliver Miller, Arkansas	SWC	2/23/91	909 (10-11)
4. Chris Mihm, Texas	Big 12	2/18/98	857 (12-14)
5. Louis Estes, Baylor	SWC	4/11/56	824 (14-17)

3-POINT FIELD GOALS

1. Landon Taliaferro, Fairfield	12/1/19	10
2. Nigel Pack, Kansas State	1/30/21	8
Clarence Gilbert, Missouri	3/8/01	8
Cortez Groves, Kansas State	2/23/00	8
Roddrick Miller, Baylor	2/28/98	8
6. Josh Alexander, Stephen F. Austin	11/18/08	7
Nine others tied at		7

3-POINT FIELD GOALS IN A CONFERENCE GAME

1. Cortez Groves, Kansas State	Big 12	2/23/00	8
Roddrick Miller, Baylor	Big 12	2/28/98	8
3. Stan Bonewitz, Texas Tech	Big 12	2/21/98	7
B.J. Tyler, Texas	SWC	1/12/94	7
Aundre Branch, Baylor	SWC	12/13/93	7
Chase Maag, Rice	SWC	1/26/91	7

3-POINT FIELD GOAL ATTEMPTS

1. Marshall Henderson, Ole Miss	3/1/14	16
2. Isaiah Joe, Arkansas	3/7/20	15
Stefan Moody, Ole Miss	2/26/16	15
Andre Owens, Houston	12/27/03	15
5. Alex Williams, Cal St.-Sacramento	12/19/87	14
Robert Martin, Cal St.-Sacramento	12/19/87	14
7. Riley LaChance, Vanderbilt	2/24/18	13
Aaron Harrison, Kentucky	1/10/15	13
Marshall Henderson, Ole Miss	2/27/13	13
James Anderson, Oklahoma State	3/3/10	13
Clarence Gilbert, Missouri	3/8/01	13
Troy Green, SE Louisiana	12/7/96	13
B.J. Tyler, Texas	1/12/94	13
Lance Blanks, Texas	2/1/89	13
Mookie Blaylock, Oklahoma	11/28/87	13

3-POINT FIELD GOAL ATTEMPTS IN A CONFERENCE GAME

1. Marshall Henderson, Ole Miss	SEC	3/1/14	16
2. Stefan Moody, Ole Miss	SEC	2/26/16	15
Isaiah Joe, Arkansas	SEC	3/7/20	15
4. Riley LaChance, Vanderbilt	SEC	2/24/18	13
Aaron Harrison, Kentucky	SEC	1/10/15	13
Marshall Henderson, Ole Miss	SEC	2/27/13	13
LaceDarius Dunn, Baylor	Big 12	2/5/11	13
James Anderson, Oklahoma St.	Big 12	3/3/10	13
B.J. Tyler, Texas	SWC	1/12/94	13
Lance Blanks, Texas	SWC	2/1/89	13

3-POINT FIELD GOAL PERCENTAGE

(Min. 5 Attempts)

1. Chase Maag, Rice	1/26/91	.875	7-8
2. Glendon Alexander, Okla. State	2/5/00	.857	6-7
Marque Carrington, N.C. A&T	11/27/99	.857	6-7
3. Jason Horton, Missouri	2/5/05	.833	5-6
Kelley Newton, Oklahoma	1/8/00	.833	5-6
Kevin Adams, Texas Southern	2/13/92	.833	5-6
Jimmy McKinney, Missouri	3/11/04	.833	5-6
7. Montre Gipson, Tarleton State	12/2/20	.800	4-5
Chad Allen, SMU	2/25/93	.800	4-5
Koy Smith, Texas Tech	3/3/93	.800	4-5
Travis Mays, Texas	1/17/90	.800	4-5
Todd Duncan, Texas Tech	1/28/89	.800	4-5
Tony Allen, Oklahoma State	1/11/03	.800	4-5
Hollis Price, Oklahoma	3/1/03	.800	4-5

3-POINT FIELD GOAL PERCENTAGE IN A CONFERENCE GAME

(Min. 5 Attempts)

1. Chase Maag, Rice	SWC	1/26/91	.875 (7-8)
2. Glendon Alexander, OSU	Big 12	2/5/00	.857 (6-7)
3. Jason Horton, Missouri	Big 12	2/5/05	.833 (5-6)
Kelley Newton, Oklahoma	Big 12	1/8/00	.833 (5-6)
Jimmy McKinney, Missouri	Big 12	3/11/04	.833 (5-6)
6. Jerell Martin, LSU	SEC	2/26/14	.800 (5-6)
Jeff Jacobs, TCU	SWC	2/23/94	.800 (4-5)
Koy Smith, Texas Tech	SWC	3/3/93	.800 (4-5)
Chad Allen, SMU	SWC	2/25/93	.800 (4-5)
Todd Duncan, Texas Tech	SWC	1/28/89	.800 (4-5)
Travis Mays, Texas	SWC	1/17/90	.800 (4-5)
Tony Allen, Oklahoma St.	Big 12	1/11/03	.800 (4-5)
Hollis Price, Oklahoma	Big 12	3/1/03	.800 (4-5)

FREE THROWS

1. Raymond Downs, Texas	2/12/55	23
2. Martin Terry, Arkansas	1/22/72	22
Dick O'Neal, TCU	2/2/55	22
4. David Wesley, Baylor	3/2/92	20
Curtis Jerrells, Baylor	1/23/08	20
6. Chris Gaines, Hawaii	11/27/89	19
Raymond Downs, Texas	2/22/55	19
Gene Phillips, SMU	2/21/70	19
9. Temple Tucker, Rice	12/28/55	17
10. David Wesley, Baylor	1/19/91	16
Mike Russell, Texas Tech	1/18/77	16
Dub Malaise, Texas Tech	3/4/65	16
Jerry Mallett, Baylor	1/18/55	16

FREE THROWS IN A CONFERENCE GAME

1. Raymond Downs, Texas	SWC	2/12/55	23
2. Martin Terry, Arkansas	SWC	1/22/72	22
Dick O'Neal, TCU	SWC	2/2/55	22
4. David Wesley, Baylor	SWC	3/2/92	20
Curtis Jerrells, Baylor	Big 12	1/23/08	20

FREE THROWS ATTEMPTS

1. Raymond Downs, Texas	2/12/55	32
2. Dick O'Neal, TCU	2/2/55	29
3. David Wesley, Baylor	3/2/92	25
4. Martin Terry, Arkansas	1/22/72	24
Curtis Jerrells, Baylor	1/23/08	24
6. Chris Gaines, Hawaii	11/27/89	22
Raymond Downs, Texas	2/22/55	22
8. Hubert Register, Northern Illinois	1/5/94	20
Raymond Downs, Texas	2/28/56	20
Temple Tucker, Rice	12/28/55	20
Jerry Mallett, Baylor	1/18/55	20

FREE THROWS ATTEMPTS IN A CONFERENCE GAME

1. Raymond Downs, Texas	SWC	2/12/55	32
2. Dick O'Neal, TCU	SWC	2/2/55	29
3. David Wesley, Baylor	SWC	3/2/92	25
4. Martin Terry, Arkansas	SWC	1/22/72	24
Curtis Jerrells, Baylor	Big 12	1/23/08	24

FREE THROW PERCENTAGE

(Min. 11 Attempts)

1. Gene Phillips, SMU	2/21/70	1.000	19-19
2. David Wesley, Baylor	1/19/91	1.000	16-16
3. Nate Carter, Oklahoma	1/27/07	1.000	13-13
3. Dan Krueger, Texas	2/1/75	1.000	12-12
Norman Hooten, Texas	1/13/56	1.000	12-12
5. Dru Smith, Missouri	1/21/20	1.000	11-11
Lamar Peters, Mississippi State	1/14/17	1.000	11-11
Bo Jones, Va. Commonwealth	12/2/00	1.000	11-11
Bryant Reeves, Okla. State	12/3/94	1.000	11-11
Theon Dotson, Texas So.	2/13/92	1.000	11-11
John Colborne, SMU	2/10/90	1.000	11-11
Dwight Pernel, Holy Cross	12/20/89	1.000	11-11
Jerry Ocasio, UC-Santa Barbara	12/15/79	1.000	11-11
Tommy Boyer, Arkansas	1/3/62	1.000	11-11

FREE THROW PERCENTAGE IN A CONFERENCE GAME

(Min. 11 Attempts)

1. Gene Phillips, SMUSWC2/21/701.000 (19-19)
2. David Wesley, BaylorSWC1/19/911.000 (16-16)
3. Nate Carter, OklahomaBig 121/27/071.000 (13-13)
4. Dan Krueger, TexasSWC2/1/751.000 (12-12)
5. Norman Hooten, TexasSWC1/13/561.000 (12-12)

ASSISTS

1. Johnny Moore, Texas2/13/7816
2. Gerald Lewis, SMU2/25/9315
3. Dedan Thomas, UNLV1/19/9314
Derrick Daniels, Houston1/27/9014
John5ny Moore, Texas1/22/7914
Maurice Searight, Grambling12/21/0314
7. John Roberson, Texas Tech1/28/0913
Doug Gottlieb, Oklahoma State1/22/0013
Lee Mayberry, Arkansas1/23/9113

ASSISTS IN A CONFERENCE GAME

1. Johnny Moore, TexasSWC2/13/7816
2. Gerald Lewis, SMUSWC2/25/9315
3. Johnny Moore, TexasSWC1/22/7914
4. Derrick Daniels, HoustonSWC1/27/9014
5. John Roberson, Texas TechBig 121/28/0913
Doug Gottlieb, Okla. StateBig 121/22/0013
Lee Mayberry, ArkansasSWC1/23/9113

STEALS

1. Ivan Wagner, Texas2/3/9910
Rawle Marshall, Oakland12/2/0310
3. Tremont Waters, LSU1/23/188
Anthony Hickey, LSU1/23/138
Todd Day, Arkansas2/23/918
Kevin Scarborough, New Mexico3/12/858
7. Pointer Williams, McNeese State12/20/957
Terrence Rencher, Texas2/10/937
Mark Price, Georgia Tech12/20/857
Quinn Buckner, Indiana12/14/747

STEALS IN A CONFERENCE GAME

1. Ivan Wagner, TexasBig 122/3/9910
2. Tremont Waters, LSUSEC1/23/188
Anthony Hickey, LSUSEC1/23/138
Todd Day, ArkansasSWC2/23/918
5. Terrence Rencher, TexasSWC2/10/937

BLOCKED SHOTS

1. Ervin Johnson, New Orleans12/29/9312
2. Kurt Thomas, TCU2/25/9511
3. Akeem Olajuwon, Houston1/14/8410
Charles Outlaw, Houston2/17/9310
5. Charles Outlaw, Houston2/29/929
6. Brian Skinner, Baylor1/10/968
Mike Bell, Oklahoma12/29/888
Jon Koncak, SMU3/9/848
Akeem Olajuwon, Houston1/4/838
Anwar Ferguson, Houston12/27/038

BLOCKED SHOTS IN A CONFERENCE GAME

1. Kurt Thomas, TCUSWC2/25/9511
2. Akeem Olajuwon, HoustonSWC1/14/8410
Charles Outlaw, HoustonSWC2/17/9310
4. Charles Outlaw, HoustonSWC2/29/929
5. Jeff Withey, KansasBig 121/23/128
Akeem Olajuwon, HoustonSWC1/4/838

THE ERAS OF AGGIE BASKETBALL



SOUTHWEST CONFERENCE

(1914 - 1996)



BIG 12 CONFERENCE

(1996 - 2012)



SOUTHEASTERN CONFERENCE

(2012 -)

POINTS

1. Don Marbury1985-86697
2. Joe Wilbert1994-95687
3. John Beasley1965-66668
4. Tony Milton1989-90639
5. John Beasley1964-65619
6. Acie Law IV2006-07614
7. Donald Sloan2009-10604
8. Bennie Lenox1962-63568
9. Elston Turner2012-13561
Sonny Parker1975-76561

POINTS IN CONFERENCE PLAY

1. John BeasleySWC1966429
2. John BeasleySWC1965395
3. Bennie LenoxSWC1963352
4. Sonny ParkerSWC1976345
5. Joe WilbertSWC1995340

SCORING AVERAGE

1. John Beasley1965-6627.8
2. John Beasley1964-6525.8
3. Bennie Lenox1962-6323.7
4. Joe Wilbert1994-9522.9
5. Carroll Broussard1960-6122.4
6. Don Marbury1985-8621.8
7. Sonny Parker1975-7620.8
8. Bennie Lenox1963-6420.8
9. Tony Milton1989-9020.6
10. Mike Heitmann1969-7019.5

SCORING AVERAGE IN CONFERENCE PLAY

1. John BeasleySWC196630.6
2. John BeasleySWC196528.2
3. Bennie LenoxSWC196325.1
4. Joe WilbertSWC199524.3
5. Carroll BroussardSWC196124.2

REBOUNDS

1. Claude Riley1981-82317
2. Tyler Davis2017-18313
3. Rudy Woods1978-79286
John Beasley1965-66286
5. Bryan Davis2009-10277
6. Vernon Smith1978-79269
7. Ronnie Peret1967-68267
8. Barry Davis1975-76264
9. Ronnie Peret1968-69263
John Beasley1964-65263

REBOUNDS IN CONFERENCE PLAY

1. John BeasleySWC1966178
2. Robert WilliamsSEC2017172
3. Ronnie PeretSWC1967167
4. Jeff OverhouseSWC1973166
5. Steve NilesSWC1970163

REBOUNDING AVERAGE

1. John Beasley1965-6611.9
2. Ronnie Peret1967-6811.1
3. John Beasley1964-6510.9
4. Steve Niles1970-7110.9
5. Jerry Windham1961-6210.8
6. Walter Davis1951-5210.6
7. Claude Riley1981-8210.2
8. Jerry Windham1962-6310.2
9. Jeff Overhouse1971-7210.0
10. Leroy Miksch1952-5310.0

REBOUNDING AVERAGE IN CONFERENCE PLAY

1. John BeasleySWC196612.7
2. Ronnie PeretSWC196811.9
3. Jeff OverhouseSWC197311.9
4. Steve NilesSWC197011.6
5. John BeasleySWC196511.5

FIELD GOALS

1. Don Marbury1985-86285
2. Joe Wilbert1994-95253
3. John Beasley1964-65250
4. John Beasley1965-66246
5. Vernon Smith1978-79242
6. Tony Milton1989-90239
7. Sonny Parker1975-76236
8. Donald Thompson1988-89227
9. Acie Law IV2006-07216
10. Vernon Smith1979-80211

FIELD GOALS IN CONFERENCE PLAY

1. John BeasleySWC1966164
2. John BeasleySWC1965156
3. Sonny ParkerSWC1976141
4. Don MarburySWC1986136
5. John ThorntonSWC1975127

FIELD GOALS ATTEMPTS

1. John Beasley1964-65557
2. John Beasley1965-66552
3. Don Marbury1985-86538
4. Vernon Smith1978-79505
5. Tony Milton1989-90496
6. Joe Wilbert1994-95473
7. Danuel House2015-16467
Elston Turner2012-13467
9. Donald Sloan2009-10450
10. Vernon Smith1979-80447

FIELD GOALS ATTEMPTS IN CONFERENCE PLAY

1. John BeasleySWC1965340
2. John BeasleySWC1964336
3. Sonny ParkerSWC1976287
4. Steve JonesSWC1977273
5. Elston TurnerSEC2013270

FIELD GOAL PERCENTAGE

(Min. 175 Attempts)

1. Josh Nebo2019-20665
Chinemelu Elonu2008-09665
3. Tyler Davis2015-16655
4. Robert Williams2017-18632
5. Kourtney Roberson2014-15629
6. Rudy Woods1978-79622
7. Tyler Davis2016-17617
DeAndre Jordan2007-08617
9. Jimmie Gilbert1985-86597
10. Rudy Woods1979-80588

FIELD GOAL PERCENTAGE IN CONFERENCE PLAY

(Min. 100 Attempts)

1. Josh NeboSEC2020656
2. Rudy WoodsSWC1980650
3. Rudy WoodsSWC1979647
4. Chinemelu ElonuBig 122009644
5. Tyler DavisSEC2017611



INDIVIDUAL SEASON RECORDS

3-POINT FIELD GOALS

1. Josh Carter.....	2006-07.....	86
2. Jamal Jones.....	2013-14.....	82
3. Josh Carter.....	2007-08.....	79
Bernard King.....	1999-00.....	79
5. Josh Carter.....	2008-09.....	77
6. Danuel House.....	2015-16.....	75
7. Elston Turner.....	2012-13.....	74
Derrick Hart.....	1995-96.....	74
9. Antoine Wright.....	2004-05.....	71
10. Elston Turner.....	2011-12.....	70

3-POINT FIELD GOALS IN CONFERENCE PLAY

1. Jamal Jones.....	SEC.....	2014.....	50
2. Bernard King.....	Big 12.....	2000.....	48
3. Danuel House.....	SEC.....	2015.....	46
4. Elston Turner.....	Big 12.....	2012.....	45
5. Josh Carter.....	Big 12.....	2009.....	41
Chuck Henderson.....	SWC.....	1994.....	41
Josh Carter.....	Big 12.....	2007.....	41

3-POINT FIELD GOAL ATTEMPTS

1. Danuel House.....	2015-16.....	243
2. Bernard King.....	1999-00.....	228
3. Jamal Jones.....	2013-14.....	224
4. Josh Carter.....	2007-08.....	208
5. Elston Turner.....	2012-13.....	205
6. Bernard King.....	2000-01.....	196
7. Derrick Hart.....	1995-96.....	195
8. Josh Carter.....	2008-09.....	193
9. Elston Turner.....	2011-12.....	180
10. D.J. Hogg.....	2017-18.....	172
Josh Carter.....	2006-07.....	172

3-POINT FIELD GOAL ATTEMPTS IN CONFERENCE PLAY

1. Bernard King.....	Big 12.....	2000.....	137
2. Jamal Jones.....	SEC.....	2014.....	128
3. Wendell Mitchell.....	SEC.....	2020.....	119
4. Elston Turner.....	Big 12.....	2012.....	115
5. Elston Turner.....	SEC.....	2013.....	114

3-POINT FIELD GOAL PERCENTAGE

(Min. 75 Attempts)

1. Josh Carter.....	2006-07.....	500
2. Acie Law IV.....	2006-07.....	458
3. Antoine Wright.....	2004-05.....	447
4. Kevin Turner.....	2003-04.....	430
5. Tracey Anderson.....	1996-97.....	427
Lynn Suber.....	1989-90.....	427
7. Chuck Henderson.....	1991-92.....	421
8. Lynn Suber.....	1990-91.....	417
9. B.J. Holmes.....	2008-09.....	415
10. J.C. Hampton.....	2016-17.....	413

3-POINT FIELD GOALS PERCENTAGE IN CONFERENCE PLAY

(Min. 35 Attempts)

1. Bobby Leach.....	Big 12.....	2005.....	.571
2. Josh Carter.....	Big 12.....	2007.....	.506
3. Acie Law IV.....	Big 12.....	2007.....	.500
4. B.J. Holmes.....	Big 12.....	2009.....	.470
5. Chuck Henderson.....	SWC.....	1994.....	.456

FREE THROWS

1. Bennie Lenox.....	1962-63.....	190
2. Joe Wilbert.....	1994-95.....	177
3. John Beasley.....	1965-66.....	176
4. Mike Heitmann.....	1969-70.....	166
5. Carroll Broussard.....	1960-61.....	160
6. Donald Sloan.....	2009-10.....	157
7. Joseph Jones.....	2005-06.....	147
8. Acie Law IV.....	2006-07.....	144
9. Bernard King.....	2000-01.....	142
10. Bennie Lenox.....	1963-64.....	141

FREE THROWS IN CONFERENCE PLAY

1. Bennie Lenox.....	SWC.....	1963.....	136
2. John Beasley.....	SWC.....	1966.....	101
Carroll Broussard.....	SWC.....	1961.....	101
4. Mike Heitmann.....	SWC.....	1970.....	95
5. Acie Law IV.....	Big 12.....	2007.....	91

FREE THROW ATTEMPTS

1. Joe Wilbert.....	1994-95.....	245
2. Bennie Lenox.....	1962-63.....	231
3. Mike Heitmann.....	1969-70.....	224
4. John Beasley.....	1965-66.....	216
5. Ronnie Peret.....	1968-69.....	211
6. Bernard King.....	2000-01.....	209
7. Donald Sloan.....	2009-10.....	204
8. Joseph Jones.....	2005-06.....	200
9. Carroll Broussard.....	1960-61.....	198
10. Bryan Davis.....	2009-10.....	187

FREE THROW ATTEMPTS IN CONFERENCE PLAY

1. Bennie Lenox.....	SWC.....	1963.....	160
2. Mike Heitmann.....	SWC.....	1970.....	130
3. Carroll Broussard.....	SWC.....	1961.....	125
4. Ronnie Peret.....	SWC.....	1969.....	124
John Beasley.....	SWC.....	1966.....	124

FREE THROW PERCENTAGE

(Min. 75 Attempts)

1. Mike Floyd.....	1974-75.....	.865
2. Willie Foreman.....	1977-78.....	.855
3. Randy Knowles.....	1972-73.....	.851
4. Josh Carter.....	2008-09.....	.847
5. Kenny Brown.....	1984-85.....	.846
6. B.J. Holmes.....	2008-09.....	.843
7. Bennie Lenox.....	1962-63.....	.829
8. Paul Timmins.....	1964-65.....	.823
9. Mike Heitmann.....	1967-68.....	.822
10. Admon Gilder.....	2017-18.....	.821
Josh Carter.....	2007-08.....	.821

FREE THROW PERCENTAGE IN CONF. PLAY

(Min. 50 Attempts)

1. Claude Riley.....	SWC.....	1982.....	.885
2. Willie Foreman.....	SWC.....	1977.....	.868
3. Mike Heitmann.....	SWC.....	1968.....	.862
4. B.J. Holmes.....	Big 12.....	2009.....	.860
4. Bennie Lenox.....	SWC.....	1963.....	.850

ASSISTS

1. David Edwards	1993-94	265
2. Tony Milton	1989-90	208
3. Darryl McDonald	1987-88	196
4. Alex Caruso	2015-16	185
5. Kyle Kessel	1995-96	183
6. Alex Caruso	2014-15	182
7. David Edwards	1992-93	177
8. Alex Caruso	2013-14	170
9. Acie Law IV	2006-07	169
10. Brooks Thompson	1990-91	165

ASSISTS IN CONFERENCE PLAY

1. David Edwards	SWC	1994	132
2. Darryl McDonald	SWC	1988	119
3. Tony Milton	SWC	1990	115
4. Alex Caruso	SEC	2016	93
5. Alex Caruso	SEC	2015	92

STEALS

1. Darryl McDonald	1987-88	90
2. Darryl McDonald	1986-87	83
3. David Edwards	1993-94	80
4. David Edwards	1991-92	79
5. Alex Caruso	2015-16	77
6. Alex Caruso	2014-15	69
Alex Caruso	2013-14	69
David Edwards	1992-93	69
Reggie Roberts	1981-82	69
10. Clifton Cook	1998-99	67
Steve Houston	1997-98	67

STEALS IN CONFERENCE PLAY

1. Darryl McDonald	SWC	1987	44
2. Darryl McDonald	SWC	1988	41
3. Clifton Cook	Big 12	1999	39
Brian Barone	Big 12	1998	39
5. Brooks Thompson	SWC	1991	38
Darnell Williams	SWC	1984	38

BLOCKED SHOTS

1. David Harris	1989-90	108
2. Robert Williams	2017-18	78
3. Robert Williams	2016-17	77
4. Rudy Woods	1979-80	68
5. Rudy Woods	1978-79	65
Winston Crite	1984-85	65
7. Jimmie Gilbert	1982-83	63
8. Winston Crite	1986-87	62
9. Bryan Davis	2009-10	58
10. Bryan Davis	2008-09	56

BLOCKED SHOTS IN CONFERENCE PLAY

1. David Harris	SWC	1990	59
2. Robert Williams	SEC	2017	46
3. Winston Crite	SWC	1985	40
4. Robert Williams	SEC	2018	39
5. Rudy Woods	SWC	1979	37

GAMES PLAYED

1. Alex Caruso	2015-16	37
Anthony Collins	2015-16	37
Admon Gilder	2015-16	37
D.J. Hogg	2015-16	37
Tonny Trocha-Morelos	2015-16	37
6. Joseph Jones	2007-08	36
Dominique Kirk	2007-08	36
Josh Carter	2007-08	36
Bryan Davis	2007-08	36
Donald Sloan	2007-08	36
Derrick Roland	2007-08	36

GAMES STARTED

1. Alex Caruso	2015-16	37
Anthony Collins	2015-16	37
3. Joseph Jones	2007-08	36
Dominique Kirk	2007-08	36
Josh Carter	2007-08	36
Donald Sloan	2007-08	36
7. 11 players tied at		34

MINUTES PLAYED

1. Vernon Smith	1978-79	1,172
2. Rynn Wright	1979-80	1,156
3. Acie Law IV	2006-07	1,153
4. Don Marbury	1985-86	1,152
5. Darryl McDonald	1988-89	1,149
6. Todd Holloway	1985-86	1,145
7. Elston Turner	2012-13	1,139
8. Dominique Kirk	2007-08	1,131
9. Donald Sloan	2009-10	1,130
10. Claude Riley	1981-82	1,128

MINUTES PLAYED IN CONFERENCE

1. Elston Turner	Big 12	2012	651
2. Admon Gilder	SEC	2017	644
3. Elston Turner	SEC	2013	634
4. Acie Law IV	Big 12	2006	608
Tony Milton	SWC	1990	608



Guard **Elston Turner's** senior season in 2012-13 was one for the record books as he earned a top 10 spot in six different single-season categories as well as notching the ninth all-time game of 40 or more points by an Aggie with a 40-point explosion during a win over defending national champion Kentucky at Rupp Arena.

The Sacramento, Calif., native earned First Team All-SEC and U.S. Basketball Writers Association All-District VII Team honors for his efforts.



TEXAS A&M IN CONFERENCE TOURNAMENTS

SEC (7-9)

YEAR	ROUND	RESULT
2022	Second Round	Texas A&M 83, Florida 80 (OT)
	Quarterfinals	Texas A&M 67, Auburn 62
	Semifinals	Texas A&M 82, Arkansas 64
	Championship	Tennessee 65, Texas A&M 50
2021	First Round	Vanderbilt 79, Texas A&M 68
2020	No Tournament due to COVID-19 pandemic	
2019	First Round	Texas A&M 69, Vanderbilt 52
	Second Round	Mississippi State 80, Texas A&M 54
2018	First Round	Alabama 71, Texas A&M 70
2017	Second Round	Vanderbilt 66, Texas A&M 41
2016	Second Round	Texas A&M 72, Florida 66
	Semifinals	Texas A&M 71, LSU 38
	Finals	Kentucky 82, Texas A&M 77 (OT)
2015	Second Round	Auburn 66, Texas A&M 59
2014	Second Round	Missouri 91, Texas A&M 83 (2OT)
2013	First Round	Texas A&M 71, Auburn 62
	Second Round	Missouri 62, Texas A&M 50

BIG 12 (6-16)

YEAR	ROUND	RESULT
2012	First Round	Texas A&M 62, Oklahoma 53
	Quarterfinals	Kansas 83, Texas A&M 66
2011	Quarterfinals	Texas A&M 86, Missouri 71
	Semifinals	Texas 70, Texas A&M 58
2010	Quarterfinals	Texas A&M 70, Nebraska 64
	Semifinals	Kansas 79, Texas A&M 66
2009	First Round	Texas Tech 88, Texas A&M 83
2008	First Round	Texas A&M 60, Iowa State 47
	Quarterfinals	Texas A&M 63, Kansas State 60
	Semifinals	Kansas 77, Texas A&M 71
2007	Quarterfinals	Oklahoma State 57, Texas A&M 56
2006	Quarterfinals	Texas A&M 86, Colorado 53
	Semifinals	Texas 74, Texas A&M 70
2005	First Round	Kansas State 68, Texas A&M 62
2004	First Round	Missouri 74, Texas A&M 68
2003	First Round	Iowa State 97, Texas A&M 70
2002	First Round	Texas Tech 80, Texas A&M 71
2001	First Round	Missouri 77, Texas A&M 62
2000	First Round	Colorado 79, Texas A&M 53
1999	First Round	Kansas State 87, Texas A&M 76
1998	First Round	Baylor 66, Texas A&M 63
1997	First Round	Oklahoma 67, Texas A&M 58

SWC (16-19)

YEAR	ROUND	RESULT
1996	Quarterfinals	Texas Tech 85, Texas A&M 75
1995	Quarterfinals	Rice 84, Texas A&M 75
1994	Quarterfinals	Texas A&M 85, SMU 66
	Semifinals	Texas A&M 89, Texas Tech 85
1993	Championship	Texas 87, Texas A&M 62
	Quarterfinals	Houston 84, Texas A&M 68
1992	Quarterfinals	Texas 88, Texas A&M 69
1991	First Round	Texas A&M 57, Texas Tech 46
	Quarterfinals	Arkansas 108, Texas A&M 61
1990	Quarterfinals	Texas 92, Texas A&M 84
1989	Quarterfinals	Texas A&M 82, Houston 70
	Semifinals	Arkansas 94, Texas A&M 84
1988	Quarterfinals	Arkansas 76, Texas A&M 64
1987	Quarterfinals	Texas A&M 81, TCU 70
	Semifinals	Texas A&M 68, Texas Tech 60
	Championship	Texas A&M 71, Baylor 46
1986	Quarterfinals	Texas A&M 67, Arkansas 51
	Semifinals	Texas A&M 55, Texas 47
	Championship	Texas Tech 67, Texas A&M 63
1985	Quarterfinals	Texas A&M 54, TCU 52
	Semifinals	Texas Tech 72, Texas A&M 63
1984	First Round	Texas A&M 75, Texas 54
	Quarterfinals	Texas A&M 59, SMU 57
1983	Semifinals	Arkansas 49, Texas A&M 47
	First Round	TCU 65, Texas A&M 53
1982	Quarterfinals	Texas A&M 64, Baylor 63
	Semifinals	Houston 89, Texas A&M 76
1981	First Round	TCU 62, Texas A&M 60
1980	Semifinals	Texas A&M 61, Texas Tech 51
	Championship	Texas A&M 52, Arkansas 50
1979	Quarterfinals	Texas Tech 63, Texas A&M 62 (OT)
1978	First Round	Texas Tech 85, Texas A&M 78
1977	First Round	Texas A&M 89, SMU 69
1976	Quarterfinals	Houston 96, Texas A&M 72
	Championship	Texas Tech 74, Texas A&M 72



The 1979-80 team dominated the Southwest Conference and stands as the only Texas A&M team to claim both a conference regular season championship and a postseason conference tournament title in the same campaign.



During its rich basketball history, Texas A&M has been crowned conference champions 12 different times. In just their fourth season in the Southeastern Conference, the Aggies claimed a share of the 2016 SEC Championship.

DATE	OPPONENT	SITE	SCORE
1920-21	Texas	H L	15-16
1923-24	J11 TCU	H W	27-26
1924-25	Oklahoma A&M (2OT)	H L	17-19
1936-37	F6 TCU (2 OT)	A W	45-42
1937-38	Baylor	H W	48-46
1942-43	Baylor	A L	58-66
1945-46	SMU Rice	A W A L	53-49 59-64
1946-47	Morehead Teachers College SMU	A W H W	59-55 59-58
1952-53	J10 Arkansas (2OT)	H W	56-48
1957-58	J10 Rice	H L	59-62
1968-69	J14 SMU	A W	76-75
1969-70	D30 Northwestern	N W	93-91
1970-71	F2 SMU F20 Texas Tech F27 Baylor	H L A W H L	83-89 66-64 71-78
1971-72	J8 Virginia Tech F22 Baylor	N W A W	66-62 101-95
1972-73	D6 Oklahoma State F6 SMU	N W A L	67-64 62-64
1973-74	F5 Arkansas F16 Texas Tech (2OT)	H W H W	86-80 98-95
1974-75	D7 Oral Roberts F8 Arkansas (2OT)	H L A L	83-84 89-95
1975-76	J10 Baylor J24 Arkansas (2OT)	A L A L	69-76 91-93
1976-77	D27 Saint Louis (2OT) J18 Texas Tech	N L A L	77-87 64-66
1977-78	J23 Texas F1 SMU	H L A L	77-79 70-71

1978-79	J17 Arkansas M1 Texas Tech	H W N L	74-69 62-63
1979-80	M9 North Carolina (NCAA) (2 OT) M14 Louisville (NCAA)	N W N L	78-61 55-66
1980-81	D30 Eastern Montana J26 Texas	A L H L	38-39 63-67
1981-82	J30 Texas F8 Texas Tech	A W A L	71-69 82-91
1982-83	N26 Clemson (2 OT) D11 Marshall F26 TCU	N L A L H W	79-82 58-60 60-58
1983-84	F18 SMU* F22 TCU*	H L A W	58-60 67-65
1984-85	D21 Illinois State J16 TCU	N L A W	66-74 65-60
1986-87	F24 Arkansas (2 OT)	H L	97-100
1987-88	D21 Iona D28 Hawai'i F13 Baylor (2 OT)	N W A W H L	78-73 80-78 73-74
1990-91	F20 Baylor	A W	66-61
1991-92	D30 Missouri-Kansas City	H L	79-85
1992-93	J19 UNLV J27 SMU	A L A L	96-98 65-68
1993-94	D6 Montana State (2OT) M1 Baylor (2OT) M16 New Orleans (NIT)	H W H L A L	102-95 92-95 73-79
1994-95	D27 Princeton (3OT)	N L	66-71
1995-96	J24 Houston	A L	67-78
1996-97	D20 Missouri-Kansas City J15 Texas F4 Oklahoma	A W H L A L	74-73 76-86 59-62
1997-98	D10 Colorado State	H L	82-86
1998-99	N28 Oral Roberts D19 Arizona State (3OT)	A L H L	86-89 91-96

1999-00	D8 Tulane D18 Lamar M4 Nebraska	A L A L H W	60-64 69-76 83-76
2000-01	D2 VCU (2 OT) D30 Detroit	A L N W	106-107 81-72
2002-03	D7 Prairie View A&M (2OT)	A W	83-78
2003-04	D21 Grambling* (2OT) D27 Houston* F25 Baylor	H W A L H L	103-102 61-70 61-67
2005-06	J21 Iowa State	A W	86-81
2006-07	F28 Texas (2OT)	A L	96-98
2007-08	J23 Baylor (5OT)	H L	110-116
2008-09	D13 Alabama	A W	86-78
2009-10	J16 Texas M21 Purdue (NCAA)	A L N L	67-72 61-63
2010-11	D18 Arkansas J15 Missouri F5 Baylor* F9 Colorado*	N W H W H L A W	71-62 91-89 74-76 73-70
2011-12	J21 Oklahoma	H W	81-75
2012-13	J30 Kentucky* F2 Missouri* F23 Tennessee (4OT)	H L H W H L	55-49 70-68 93-85
2013-14	J18 at Mississippi State F15 at Vanderbilt F22 Tennessee M13 vs. Missouri (2OT)	A L A L H W N L	81-72 57-54 68-65 91-83
2015-16	F20 Kentucky M13 Kentucky M20 UNI (NCAA) (2OT)	H W H L N W	79-77 82-77 92-88
2019-20	J14 LSU	H L	89-85
2021-22	N12 Abilene Christian J22 Arkansas M10 Florida	H W A L N W	81-80 76-73 83-80

* —consecutive games

SUMMARY

OVERALL RECORD.....	42-57
Single OT.....	34-42
2 OT.....	8-11
3 OT.....	0-2
4 OT.....	0-1
5 OT.....	0-1
Home.....	17-22
Away.....	16-26
Neutral.....	9-9
Big 12.....	5-7
SWC.....	17-22
SEC.....	5-6
Non-Conference.....	15-20
NCAA Tournament.....	2-2

BY OPPONENT

Abilene Christian.....	1-0
Alabama.....	0-1
Arizona State.....	0-1
Arkansas.....	4-4
Baylor.....	3-8
Clemson.....	0-1
Colorado.....	1-0
Colorado State.....	0-1
Detroit.....	1-0
Florida.....	1-0
Grambling State.....	1-0
Hawai'i.....	1-0
Houston.....	0-2
Illinois State.....	0-1
Iona.....	1-0
Iowa State.....	1-0
Kentucky.....	1-3
Lamar.....	0-1
Louisville.....	0-1
LSU.....	0-1
Marshall.....	0-1
Mississippi State.....	0-1
Missouri.....	2-1
Missouri-Kansas City.....	1-1
Montana State.....	1-0
Montana State-Billings.....	0-1
Morehead State.....	1-0
Nebraska.....	1-0
New Orleans.....	0-1
North Carolina.....	1-0
Northwestern.....	1-0
Oklahoma.....	1-1
Oklahoma State.....	1-1
Oral Roberts.....	0-2
Prairie View A&M.....	1-0
Princeton.....	0-1
Purdue.....	0-1
Rice.....	0-2
Saint Louis.....	0-1
SMU.....	3-5
TCU.....	5-0
Tennessee.....	1-1
Texas.....	1-6
Texas Tech.....	2-3
Tulane.....	0-1
UNLV.....	0-1
Vanderbilt.....	0-1
VCU.....	0-1
UNI.....	1-0
Virginia Tech.....	1-0



MILESTONE GAMES & BIGGEST WINS AND LOSSES

FIRSTS AND LASTS

First Game.....1912-13 vs. Marlin HS (A&M, 78-8)
 First Victory.....1912-13 vs. Marlin HS (78-8)
 First Loss.....1912-13 vs. Galveston YMCA (27-25)
 First Perfect Season.....1919-20, 19-0 record
 Last Perfect Season.....1919-20, 19-0 record
 First NCAA.....1951 (West Regional) vs. Tournament GameWashington (L, 62-40)
 Last NCAA.....2018 (West Regional) vs. Tournament Game.....Michigan (L, 72-99)
 First NIT Game.....1979 vs. New Mexico (A&M, 79-68)
 Last NIT Game.....2022 vs. Xavier (L, 72-73)

GAME MILESTONES

First Game.....1912-13 vs. Marlin HS (A&M, 78-8)
 100th Game.....1919-20 vs. Baylor (A&M, 52-10)
 250th Game.....1926-27 vs. TCU (TCU, 32-31)
 500th Game.....1939-40 vs. Baylor (A&M, 49-46)
 750th Game.....1950-51 vs. SMU (SMU, 51-44)
 1,000th Game.....1961-62 vs. Houston (A&M 64-49)
 1,250th Game.....1971-72 vs. New Mexico (UNM, 95-73)
 1,500th Game.....1980-81 vs. Sam Houston State
 1,750th Game.....1988-89 vs. UNLV (UNLV, 110-67)
 2,000th Game.....1996-97 vs. Oklahoma (OU, 67-58)
 2,250th Game.....2005-06 at Texas (Texas, 83-70)
 2,500th Game.....November 15, 2013 vs. Rice (A&M 68-65)
 2,750th Game.....Nov. 14, 2021 vs. A&M-Corpus Christi (A&M 86-65)

MILESTONE VICTORIES

First Win.....1912-13 vs. Marlin HS (78-8)
 100th Win.....1920-21 vs. Texas (18-13)
 200th Win.....1929-30 vs. Texas (42-20)
 300th Win.....1939-40 vs. Ada Okla. TC (46-43)
 400th Win.....1951-52 vs. SMU (61-47)
 500th Win.....1961-62 vs. Texas (54-48)
 600th Win.....1968-69 vs. Baylor (86-74)
 700th Win.....1975-76 vs. Yale (71-62)
 800th Win.....1980-81 vs. SMU (71-51)
 900th Win.....1986-87 vs. SW Texas St (86-78)
 1,000th Win.....1993-94 vs. Oral Roberts (79-66)
 1,100th Win...2004-05 vs. North Carolina A&T (89-56)
 1,200th Win.....2007-08 vs. Kansas St (63-60)
 1,300th Win.....2012-13 at Mississippi State (55-49 OT)
 1,400th Win.....2017-18 vs. Ole Miss (71-69)

MILESTONE LOSSES

First Loss.....1912-13 vs. Galveston YMCA (27-25)
 100th Loss.....1929-30 vs. Rice (23-17)
 200th Loss.....1939-40 vs. Baylor (68-36)
 300th Loss.....1946-47 vs. SMU (68-35)
 400th Loss.....1952-53 vs. TCU (52-48)
 500th Loss.....1959-60 vs. Texas (79-62)
 600th Loss.....1969-70 vs. Baylor (70-68)
 700th Loss.....1979-80 vs. LaSalle (73-67)
 800th Loss.....1987-88 vs. Houston (67-63)
 900th Loss.....1993-94 vs. Kansas State (63-54)
 1,000th Loss.....1999-00 vs. Lamar (76-69, OT)
 1,100th Loss.....2004-05 vs. Oklahoma State (67-63)
 1,200th Loss.....2013-14 at Florida (69-36)
 1,300th Loss.....2021-22 vs. TCU (68-64)

BIGGEST MARGINS OF VICTORY

OPPONENT	SITE	YEAR	MARGIN	SCORE
Grambling State	College Station	2006-07	74 pts.	101-27
Texas-Permian Basin	College Station	2004-05	62 pts.	98-36
Centenary	College Station	1958-59	57 pts.	95-38
Wayland Baptist	College Station	1975-76	51 pts.	115-64
Prairie View A&M	College Station	1978-79	50 pts.	113-63
Savannah State	College Station	2017-18	47 pts.	113-66
Houston Baptist	College Station	1975-76	47 pts.	127-80
Maryland - E. Shore	College Station	1997-98	45 pts.	105-60
Georgia Southern	College Station	1996-97	45 pts.	83-38
Texas Tech	College Station	2007-08	44 pts.	98-54
Southern	College Station	2005-06	44 pts.	88-44
Bethune-Cookman	College Station	1997-98	44 pts.	97-53
Texas	College Station	1958-59	44 pts.	73-29

BIGGEST MARGINS OF DEFEAT

OPPONENT	SITE	YEAR	MARGIN	SCORE
UCLA	Los Angeles	1971-72	64 pts.	117-53
Baylor	Waco	2001-02	52 pts.	97-45
Oklahoma	Oklahoma City	1988-89	48 pts.	128-80
Arkansas	Dallas	1990-91	47 pts.	108-61
SMU	Dallas	1943-44	44 pts.	81-37
SMU	Dallas	1953-54	44 pts.	92-48
Arizona	Tuscon, Ariz.	1995-96	44 pts.	88-44
UNLV	Las Vegas, Nev.	1988-89	43 pts.	110-67
Houston	Houston	1954-55	41 pts.	107-66
Kansas	Lawrence, Kan.	2002-03	40 pts.	85-45



Buzz Williams was formally introduced as the Aggies' 22nd head coach on April 4, 2019. Coach Williams and his family were welcomed back to College Station with a special event at Reed Arena.

ALL-AMERICA

1950	Jewell McDowell	UPI (HM)
1951	Walter Davis	Helms (3)
1961	Carroll Broussard	Helms (2)
1962	Carroll Broussard	Helms (1)
1963	Bennie Lenox	Helms (2)
1966	John Beasley	Helms (1)
2005	Antoine Wright	SI.com (HM)
2007	Acie Law IV	Consensus (1)
2016	Danuel House	AP (HM)

ALL-SWC

1915	Max Gilfillan
	George Everett
1916	Max Gilfillan
1917	Tim Griesenbeck
1918	Eddie Longcope
	E. E. McQuillen
1919	Eddie Longcope
	E. E. McQuillen
	A. C. Forbes
1920	E. E. McQuillen
	A. C. Forbes
	George Hartung
1921	A. C. Forbes
	Pat Dwyer
1922	Tiny Keen
	Pat Dwyer
	Robert Ehler
1923	Gene Darby
	E. King Gill
	Tiny Keen
1924	Gene Darby
	E. King Gill
1925	Paul Washburn
1926	Stanley Baker
1927	Stanley Baker
1930	Harry Keeton
	Cecil Hoke
	Johnny Konecny (HM)
1931	Cecil Hoke
1933	Joe Moody
1934	Joe Merka
	W.T. Wilkins (2)
1942	Bill Henderson
1943	Leland Huffman
1946	Jamie Dawson
1950	Jewell McDowell
	John DeWitt (2)
	Walt Davis (HM)
1951	Jewell McDowell
	Walter Davis
1952	Walter Davis
	Jewell McDowell (2)
	LeRoy Miksch (HM)

1953	LeRoy Miksch (2)
1954	James Addison (HM)
1955	Bill Brophy (HM)
	John Fortenberry (HM)
1956	Ken Hutto (2)
1957	George Mehaffey (2)
	Neil Swisher (HM)
1958	Neil Swisher (2)
	Archie Carroll (HM)
1959	Neil Swisher
	Archie Carroll (HM)
1960	Carroll Broussard
	Wayne Lawrence (2)
1961	Carroll Broussard
	Don Stanley (HM)
1962	Carroll Broussard
	Jerry Windham (HM)
1963	Bennie Lenox
	Jerry Windham (HM)
1964	Bennie Lennox
	John Beasley (2)
1966	John Beasley
	Randy Matson (2)
1968	Ronnie Peret (1)
	John Underwood (2)
	Billy Bob Barnett (2)
1969	Ronnie Peret
	Billy Bob Barnett
	Mike Heitmann (HM)
	Chuck Smith (HM)
1970	Mike Heitmann
	Steve Niles (2)
1971	Jeff Overhouse
	Steve Niles (2)
1972	Jeff Overhouse (2)
	Mario Brown (2)
1973	Randy Knowles (2)
	Jeff Overhouse (2)
1974	Randy Knowles
	Cedric Joseph (2)
1975	Sonny Parker
	Barry Davis
1976	Sonny Parker
	Barry Davis
1977	Steve Jones (2)
	Wally Swanson (2)
1978	Willie Foreman (2)
	Vernon Smith (2)
1979	Vernon Smith
	Rudy Woods
	Rynn Wright (2)
1980	Rynn Wright
	Vernon Smith
	David Britton
1981	Rynn Wright
	Vernon Smith
1982	Claude Riley
1983	Claude Riley (2)

1984	Don Marbury (2)
	Kenny Brown (2)
1986	Don Marbury
	Winston Crite (2)
1987	Winston Crite
1988	Donald Thompson (2)
	Darryl McDonald (HM)
1989	Donald Thompson (2)
1990	Tony Milton
1992	David Edwards (2)
	Damon Johnson (HM)
1993	David Edwards (2)
	Damon Johnson (HM)
1994	David Edwards
	Joe Wilbert
1995	Joe Wilbert
1996	Derrick Hart (2)

ALL-BIG 12

1997	Calvin Davis (HM)
1998	Shanne Jones (3)
	Brian Barone (HM)
1999	Clifton Cook (3)
	Shanne Jones (HM)
2000	Bernard King (3)
	Aaron Jack (HM)
2001	Bernard King (HM)
2002	Bernard King (HM)
2003	Bernard King (2)
	Antoine Wright (3)
2004	Antoine Wright (HM)
	Andy Slocum (HM)
2005	Antoine Wright
	Acie Law (HM)
	Joseph Jones (HM)
2006	Joseph Jones (2)
	Acie Law (3)
2007	Acie Law
	Joseph Jones (2)
	Antanas Kavaliauskas (2)
	Josh Carter (HM)
2008	Josh Carter (HM)
	Joseph Jones (HM)
2009	Josh Carter (3rd)
	Chinemelu Elonu (HM)
2010	Donald Sloan (1)
	Bryan Davis (3)
2011	Khrist Middleton (2)
	David Loubeau (3)
	B.J. Holmes (HM)
2012	Elston Turner (HM)
	David Loubeau (HM)

ALL-SEC

2013	Elston Turner (1)
2015	Danuel House (1)
	Jalen Jones (2)
2016	Jalen Jones (1)
	Alex Caruso (2)
	Danuel House (2)
2017	Tyler Davis (2)
	Robert Williams (2)
2018	Tyler Davis (1)
2022	Quenton Jackson (2)

NABC ALL-DISTRICT

1949-50	John Dewitt
	Walter Davis
1950-51	Walter Davis
	Jewell McDowell
1951-52	Walter Davis (HM)
	Jewell McDowell (HM)
	LeRoy Miksch (HM)
1952-53	LeRoy Miksch
1954-55	John Fortenberry
	Bill Brophy
1956-57	George Meheffey
1957-58	Neil Swisher (2)
	Archie Carroll (2)
1958-59	Neil Swisher
1959-60	Carroll Broussard
	Wayne Lawrence
1960-61	Carroll Broussard
1961-62	Carroll Broussard
1962-63	Bennie Lenox
1963-64	Bennie Lenox
	John Beasley (2)
1965-66	John Beasley
	Randy Matson (3)
	Dick Stringfellow (3)
1967-68	Ronnie Peret (2)
1968-69	Ronnie Peret
	Billy Bob Barnett (3)
1970-71	Steve Niles (2)
1971-72	Jeff Overhouse
1972-73	Randy Knowles (2)
1973-74	Randy Knowles (3)
1974-75	Sonny Parker (2)
	Barry Davis (3)
1975-76	Sonny Parker
	Barry Davis (2)
1976-77	Steve Jones (2)
1978-79	Rudy Woods
	Vernon Smith (2)

1979-80	Vernon Smith
	Rudy Woods
	Rynn Wright (2)
1981-82	Claude Riley (2)
1982-83	Claude Riley (2)
1984-85	Kenny Brown (2)
1985-86	Don Marbury
1986-87	Winston Crite
1987-88	Darryl McDonald
1988-89	Donald Thompson (2)
1989-90	Tony Milton (2)
1993-94	David Edwards (2)
	Joe Wilbert (2)
1994-95	Joe Wilbert
1999-00	Bernard King (2)
2000-01	Bernard King (2)
2001-02	Bernard King (2)
2002-03	Bernard King
	Antoine Wright (2)
2003-04	Antoine Wright (2)
2004-05	Antoine Wright
2005-06	Joseph Jones
	Acie Law IV (2)
2006-07	Acie Law IV
	Joseph Jones (2)
	Antanas Kavaliauskas (2)
2007-08	Josh Carter (1)
	Joseph Jones (2)
2009-10	Donald Sloan (1)
2012-13	Elston Turner (2)
2015-16	Danuel House (2)
	Jalen Jones (2)
2016-17	Tyler Davis (2)

NABC DISTRICT COACH OF THE YEAR

1964	Shelby Metcalf
1969	Shelby Metcalf
1975	Shelby Metcalf
1980	Shelby Metcalf
1985	Shelby Metcalf
1994	Tony Barone
2005	Billy Gillispie
2007	Billy Gillispie
2016	Billy Kennedy



POSTSEASON HONORS

USBWA DISTRICT COACH OF THE YEAR

1975	Shelby Metcalf
1980	Shelby Metcalf
1994	Tony Barone
2005	Billy Gillispie
2007	Billy Gillispie
2016	Billy Kennedy

TABC COACH OF THE YEAR

1994	Tony Barone
2005	Billy Gillispie
2006	Billy Gillispie
2007	Billy Gillispie

F.P. NAISMITH AWARD FINALISTS

1995	David Edwards (runner-up)
------	---------------------------

USBWA ALL-DISTRICT

1990	Tony Milton
1995	Joe Wilbert
1997	Calvin Davis
2000	Bernard King
2002	Bernard King
2003	Bernard King
	Antoine Wright
2005	Antoine Wright
2006	Acie Law IV
2007	Acie Law IV
	Joseph Jones
2009	Josh Carter
2010	Donald Sloan
2013	Elston Turner
2016	Danuel House
	Jalen Jones
2018	Tyler Davis
	Robert Williams

BIG 12 COACH OF THE YEAR

2005	Billy Gillispie
2007	Billy Gillispie
2010	Mark Turgeon (The Dallas Morning News)
2011	Mark Turgeon (The Dallas Morning News)

SEC COACH OF THE YEAR

2016	Billy Kennedy
------	---------------

2020	Buzz Williams (AP)
------	--------------------

CONFERENCE DEFENSIVE PLAYER OF THE YEAR

1980	Rynn Wright (SWC)
2017	Robert Williams (SEC)
2018	Robert Williams (SEC)

CONFERENCE PLAYER OF THE YEAR

1961	Carroll Broussard (SWC)
1963	Bennie Lenox (SWC)
1969	John Beasley (SWC)
1970	John Beasley (SWC)
1969	Ronnie Peret (SWC)
1975	Sonny Parker (SWC)
1976	Sonny Parker (SWC)
2007	Acie Law IV (Big 12) (The Dallas Morning News)

CONFERENCE NEWCOMER OF THE YEAR

1964	John Beasley (SWC)
1971	Jeff Overhouse (SWC)
1974	John Thornton (SWC)
1975	Sonny Parker (SWC)
1977	Willie Foreman (SWC)
1985	Don Marbury (SWC)
1994	Joe Wilbert (SWC)
1999	Clifton Cook (Big 12)

CONFERENCE FRESHMAN OF THE YEAR

1959	Carroll Broussard* (SWC)
1965	Cedric Joseph (SWC)
1979	Rudy Woods (SWC)
1981	Reggie Roberts (SWC)
1967	Jerald Brown (Big 12)
2000	Bernard King (Big 12)
2003	Antoine Wright (Big 12)

CONFERENCE ALL-NEWCOMER TEAM

1980	Claude Riley (SWC)
1983	Kenny Brown (SWC)
	Jimmie Gilbert (SWC)
1990	David Harris (SWC)
1992	David Edwards (SWC)
1993	Lance Broderson (SWC)
1994	Joe Wilbert (SWC)
1995	Kyle Kessel (SWC)
1996	Tracey Anderson (SWC)

1999	Clifton Cook (Big 12)
2006	Antanas Kavaliauskas (Big 12)

CONFERENCE ALL-DEFENSE TEAM

1976	Sonny Parker ((SWC)
1979	Rudy Woods ((SWC)
1980	Rynn Wright (SWC)
	Rudy Woods (SWC)
1981	Rynn Wright (SWC)
1982	Reggie Roberts (SWC)
1983	Reggie Roberts (SWC)
1984	Darnell Williams (SWC)
1985	Winston Crite (SWC)
1986	Winston Crite (SWC)
1987	Winston Crite (SWC)
1988	Darryl McDonald (SWC)
1990	David Harris (SWC)
1992	David Edwards (SWC)
1993	David Edwards (SWC)
1994	David Edwards (SWC)
	Tony McGinnis (SWC)
1998	Steve Houston (Big 12)
2005	Chris Walker (Big 12)
2007	Dominique Kirk (Big 12)
2008	Dominique Kirk (Big 12)
2009	Derrick Roland (Big 12)
2010	Bryan Davis (Big 12)
2016	Alex Caruso (SEC)
2017	Robert Williams (SEC)
2018	Robert Williams (SEC)

CONFERENCE ALL-FRESHMAN TEAM

1953	John Fortenberry (SWC)
1954	Ted Harrod (SWC)
1955	Bryan Sutherlin (SWC)
1956	Neil Swisher (SWC)
1959	Carroll Broussard (SWC)
1961	Bennie Lenox (SWC)
1963	John Beasley (SWC)
	Dick Stringfellow (SWC)
1964	Curley Lenox (SWC)
1966	Sonny Benefield (SWC)
	Billy Bob Barnett (SWC)
1967	Mike Heitmann (SWC)
	Oliver Biggers (SWC)
1968	Bill Cooksey (SWC)
	Chuck Smith (SWC)
1969	Jeff Watkins (SWC)
	Skip Carleton (SWC)
	Rick Duplantis (SWC)
1970	Jeff Overhouse (SWC)
	Bob Gobin (SWC)
1972	Cedric Joseph (SWC)
	Mike Floyd (SWC)
1974	Mike Johnson (SWC)

1976	Karl Godine (SWC)
1977	Dave Goff (SWC)
1978	Rynn Wright (SWC)
	Vernon Smith (SWC)
1979	Rudy Woods (SWC)
	Claude Riley (SWC)
1981	Reggie Roberts (SWC)
1983	Jimmie Gilbert (SWC)
1984	Todd Holloway (SWC)
	Winston Crite (SWC)
1988	Freddie Ricks (SWC)
1990	Brooks Thompson (SWC)
1992	Damon Johnson (SWC)
	Corey Henderson (SWC)
1995	Kyle Kessel (SWC)
1996	Calvin Davis (SWC)
	Jerald Brown (Big 12)
1999	Joe White (Big 12)
2000	Bernard King (Big 12)
2001	Nick Anderson (Big 12)
2003	Antoine Wright (Big 12)
2005	Joseph Jones (Big 12)
2016	Tyler Davis (SEC)
	D.J. Hogg (SEC)
2017	Robert Williams (SEC)
2018	TJ Starks (SEC)

CONFERENCE PLAYERS OF THE WEEK

1986-87	Winston Crite	J16
1986-87	Winston Crite	F23
1989-90	Tony Milton	F27
1992-93	Damon Johnson	F16
1995-96	Derrick Hart	D19
2001-02	Bernard King	J28
2002-03	Bernard King	D2
2005-06	Acie Law IV	M5
2006-07	Josh Carter	J2
	Acie Law IV	F5
	Josh Carter	F12
	Acie Law IV	F26
2010-11	Khris Middleton	D20
2012-13	Elston Turner	J14
2014-15	Alex Caruso	D8
2014-15	Danuel House	F2
2015-16	Jalen Jones	J4
	Jalen Jones	J18
2016-17	Tyler Davis	D12
2017-18	Admon Gilder	N13
2018-19	Savion Flagg	F25
2019-20	Wendell Mitchell	M9
2021-22	Quenton Jackson	N29
2021-22	Quenton Jackson	M7

CONFERENCE FRESHMEN OF THE WEEK

1993-94	Joe Wilbert	N 29
---------	-------------	------

	Joe Wilbert	J31
1996-97	Jerald Brown	J27
1997-98	Michael Schmidt	F16
1998-99	Clifton Cook	D8
	Clifton Cook	J11
	Clifton Cook	F 22
	Clifton Cook	M1
1999-00	Bernard King	F14
	Bernard King	M5
2000-01	Nick Anderson	F12
2002-03	Antoine Wright	D2
	Antoine Wright	D9
	Antoine Wright	F3
	Antoine Wright	F10
2013-14	Davonte Fitzgerald	J20
2015-16	Tyler Davis	D21
	Tyler Davis	F22
2016-17	Robert Williams	N28
	Robert Williams	F13
	Robert Williams	F20
2017-18	Savion Flagg	D26
	TJ Starks	F12
2019-20	Emanuel Miller	D16
2021-22	Wade Taylor IV	D20

SWC CLASSIC ALL-TOURNEY TEAM

David Edwards.....	1994
Donald Thompson.....	1989
Winston Crite.....	(MVP) 1987
Darryl McDonald.....	1987
Winston Crite.....	1986
Don Marbury.....	1986
Winston Crite.....	1985
Kenny Brown.....	1984
David Britton.....	(MVP) 1980
Rynn Wright.....	1980
Vernon Smith.....	1980
Sonny Parker.....	1976

BIG 12 CHAMPIONSHIP ALL-TOURNEY TEAM

Donald Sloan.....	2010
-------------------	------

NAISMITH NATIONAL COACH OF THE YEAR

2005	Billy Gillispie (finalist)
2007	Billy Gillispie (finalist)

CLAIR BEE COACH OF THE YEAR

2010	Mark Turgeon (finalist)
2011	Mark Turgeon (finalist)

BOB COUSY AWARD

2007 Acie Law IV

WOODEN AWARD FINALISTS

2007 Acie Law IV

NAISMITH TROPHY FINALISTS

2007 Acie Law IV

CHIP HILTON PLAYER OF THE YEAR

2010 Derrick Roland (finalist)

NABC LIFETIME ACHIEVEMENT AWARD

2007 Acie Law IV

USA BASKETBALL OLYMPIC TEAM

2016 DeAndre Jordan
(Rio Olympics)

WORLD UNIVERSITY GAMES

1979 Rudy Woods
(gold medal, tourney MVP)

USA BASKETBALL JR NAT'L SELECT TEAM

1996 Jerald Brown
2000 Nick Anderson
2002 Antoine Wright
2004 Joseph Jones
2005 Bryan Davis
2007 DeAndre Jordan

U.S. OLYMPIC FESTIVAL

1978 Rudy Woods
(all-tournament team)

SEC COMMUNITY SERVICE TEAM

2012-13 Jerod Jahns
2013-14 Blake McDonald
2014-15 Jordan Green
2015-16 Kyle Dobbins
2016-17 Tavario Miller
2017-18 Tonny Trocha-Morelos
2018-19 Chris Collins
2019-20 Wendell Mitchell
2020-21 Emanuel Miller
2021-22 Everett Vaughn

ACADEMIC ALL-AMERICANS

1964 Bill Robinette (1)
1987 Paul Crawford (3)
1988 Paul Crawford (2)

ACADEMIC ALL-DISTRICT

1991-92 David Martin
2005-06 Chris Walker

ACADEMIC ALL-CONFERENCE

1987-88 Paul Crawford
1989-90 Darren Rhea
1990-91 David Martin
1991-92 David Martin
1992-93 Damon Johnson
1994-95 Jimmy Smith
1997-98 Brian Barone (1)
Aaron Jack (1)
Steve Houston (2)
Larry Thompson (2)
1998-99 Jason Boeker (1)
Aaron Jack (1)
Andy Leatherman (2)
Michael Schmidt (2)
1999-00 Aaron Jack (1)
2000-01 Aaron Jack (1)
2001-02 Jesse King (1)
Andy Slocum (1)
Dylan Leal (1)
Andy Leatherman (2)
Brian Brookhart (2)
2002-03 Brian Brookhart (2)
2004-05 Chris Walker (1)
2005-06 Chris Walker (1)
Joseph Jones (2)
Logan Lee (1)
2006-07 Acie Law IV (2)
Dominique Kirk (2)

2007-08 Beau Muhlbach (2)
Chinemelu Elonu (2)
2008-09 Chinemelu Elonu (1)
Nathan Walkup (2)
Bryson Graham (2)
2009-10 Shawn Schepel (1)
2010-11 Marshall Carrell (1)
2011-12 Ray Turner (2)
2012-13 Kyle Dobbins
Jarod Johns
Grant Jolly
Blake McDonald
2013-14 Juan Aparicio Ruiz
Payton Carrell
Kyle Dobbins
Jordan Green
Blake McDonald
Antwan Space
2014-15 Kyle Dobbins
Antwan Space
Tonny Trocha-Morelos
2015-16 Juan Aparicio Ruiz
T.J. Distefano
Kyle Dobbins
Admon Gilder
DJ Hogg
Tonny Trocha-Morelos
2016-17 Frank Byers
Kobie Eubanks
Mark French
DJ Hogg
2017-18 Chris Collins
Mark French
Tonny Trocha Morelos
2018-19 Cameron Alo
Savion Flagg
2019-20 Jay Jay Chandler
Savion Flagg
Mark French
Luke McGhee
Wendell Mitchell
Josh Nebo
Everett Vaughn
Zach Walker
2020-21 Savion Flagg
Luke McGhee
Emanuel Miller
Everett Vaughn
2021-22 Hayden Hefner
Everett Vaughn



Acie Law IV became the first Texas A&M player to earn consensus All-America honors in 2007 as he averaged 18.1 points and 5.0 assists per game. Law IV led the Aggies to the Sweet Sixteen after defeating Penn and Louisville in the first two rounds in Lexington, Ky.

A

Adams, Billy J. '40
 Adams, Homer B. '43, '46, '47
 Addai, Jeffery '05
 Addison, CPT James M. '52, '53, '54
 Aku, Jonathan '20, '21
 ** Aldrich, Chad '04
 Alexander, Daniel '12
 * Alford, Mark '72, '73, '74
 Ali, Waseem '95
 Allen, Peyton '15
 Alo, Cameron '18, '19
 Anderson, Nick '01, '02, '03, '04
 Anderson, Shedrick '91, '92
 Anderson, Tracey '96, '97
 Annett, Wayne Edward '60, '61
 Aparicio, Juan '14, '15, '16
 Arciniega, Joseph P. '72, '73, '74
 Atkinson, William C. '64, '65
 Atlas, Joe '44
 Avery, Hank '44

B

Baird, Alex '11, '12
 Baird, Bruce '79
 Baker, S.J. '25, '26, '27
 * Banks, Matt '02, '03
 ** Barker, Brandon '91
 * Barnes, Brandon '17
 Barnes, James R. '15, '16
 Barnett, Billy Bob '67, '68, '69
 Barone, Brian '97, '98
 Barone, Tony '92, '93, '94
 Barrett, Brian '77, '78
 Batey, William C. '47, '48, '49
 * Batson, Jordan '11
 Bayer, Ralston B. '41, '42
 Bean, Keith '01, '02, '03
 Beard, Charles B. '30, '31, '32
 Beasley, Bryan '07
 Beasley, John M. '64, '65, '66
 * Beaver, Brett '10, '11
 Beckcom, Brian '92
 Been, Terry '77
 Bell, R.C. '30, '31
 Benac, Drew '06
 Benefield, Fendley, Jr. '67, '68, '69
 Bennett, Martellus '06
 Biggers, Oliver '68, '69
 Billbrey, Donnie Ray '55, '56
 Binford, Capt. Donald D. '52, '53

* Birch, Erich '99, '00
 Bisbey, J.B. '34, '35
 Blackburn, Brian '05, '06, '07
 Blake, Cody '90
 Blanks, Keith '04
 Blasczyk, James '09, '10
 Bluntson, Lionnel '82
 Bock, Roger Alan '83
 Boeker, Jason '99, '00
 Boring, Joseph '54
 Bostic, Harry '68, '69
 Bradford, LaDamien '21
 Braumiller, N.M. '13, '15, '16
 Braumiller, Walter E. '13, '15, '16
 Breazeale, W.C. '33, '34, '35
 Brient, Albert S. '23
 Britton, David '79, '80
 Broderon, Lance '93, '94
 Broad, J.F. '26
 Brookhart, Brian '00, '01, '02, '03
 Brophy, William '55, '56
 Broussard, Carroll '60, '61, '62
 ** Brown, Adam '96
 Brown, Bill '68, '69
 Brown, Carlton '00, '01
 Brown, Javonte '22
 Brown, J.E. '28, '29
 Brown, Jerald '97, '98, '99, '00
 Brown, John '19
 Brown, Kenneth E. '83, '84
 Brown, Mario '72, '73
 Brown, Mike '81, '82
 Brown, T.J. '98, '99
 Buford, R.C. '80
 Burditt, Jesse N. '44
 Burkett, H.J. '15, '16, '17
 Burton, Fred '85
 Butterfras, Nolan '01, '02, '03
 Byers, Frank '16, '17, '18, '19

C

* Cain, Aaron '15
 * Cain, Trent '10
 Caldwell, J.J. '18
 Caldwell, Robert E. '13
 * Callihan, Craig '06, '07
 Campbell, Herbert H. '61
 * Cangelose, Johnny '81, '83
 Cardwell, Matt '93
 Carlton, Chase '17
 Carmichael, M.E. '34, '35, '36
 Carpenter, William A. '51

Carrell, Marshall '08, '09, '10, '11
 Carrell, Payton '14
 Carrigan, J.A. '39
 Carroll, Archie, '58, '59
 Carter, Josh '06, '07, '08, '09
 Carter, Keith '77
 * Carter, Zeb '07, '08, '09, '10
 Caruso, Alex '13, '14, '15, '16
 Cash, Aaron '22
 Caudle, T.G. '29
 Chandler, Byron '68, '70
 Chandler, Jay Jay '18, '19, '20, '21
 * Chapman, Chris '06, '07, '08, '09, '10
 Chapman, Kelly G. '59, '60
 Cherno, M.J. '45
 * Cherry, Edmond Brent '66
 * Cinatl, Frank '82
 Clark, E.C., Jr. '36, '37, '38
 Clark, Sander A. '26, '27
 * Clary, Paul, '17
 Clayton, Chris '98, '99
 Clemente, Luis '04, '05
 Clifford, Mike '84, '85, '86, '87
 * Cloutier, Marc '94
 * Cochran, Robert '95, '96
 * Coffey, Hugh David '58
 Cokinos, Chris '86, '87, '88
 Cokinos, Mike P. '42, '43
 Coleman III, Henry '22
 Collier, Jackson Edmond '58, '59
 Collins, Anthony '16
 Collins, Bob Tipton, Jr. '45
 Collins, Chris '15, '17, '18, '19
 Connally, Fritzie '56, '57, '58
 * Conner, Stafford '75
 ** Conway, Warren '89, '90
 ** Copping, Paul '84
 Cook, Clifton '99
 Cooksey, Bill '69, '70, '71
 Cornelius, Jason '96
 Corson, David W. '60
 Cox, Wilmer D. '59, '60
 Craig, Elliott '59, '60, '61
 Crawford, Paul '85, '86, '87, '88
 ** Crawford, Terry '88
 Crichton, Jack '36
 Crite, Winston '84, '85, '86, '87
 Culton, Albert '78, '79
 Cunningham, Kevin '82

D

* Dahms, Logan '12, '13

* Damiani, Mark '11
 Damon, Archie '24, '25
 * Daniels, Cody '12, '13
 Darby, E.B. '22, '23, '24
 Darby, M. '28
 Darko, Andrew '08, '09, '10, '11
 Davis, Barry '75, '76
 Davis, Bryan '07, '08, '09, '10
 * Davis, C.J. '15
 Davis, Calvin '96, '97, '98
 * Davis, Johnny M. '35
 Davis, Keith '11, '12
 Davis, Tyler '16, '17, '18
 Davis, Walter F. '50, '51, '52
 Davis, William E. '27, '28, '29
 Dawson, Jamie T. '43, '44, '45, '46
 Dawson, William H. '39, '40, '41
 * Dealy, Gayle David '62
 Dealy, M.E. '25
 * Dean, Hunter '14, '15
 ** Dean, Jeff '94, '95
 Deegan, Joe '89, '90
 * DeLorge, Brandon '09
 Dennis, Doug '88, '89
 Deere, Donald R. '44
 * Delorge, Brandon '08
 Devezin, David '06
 DeWitt, John '49, '50, '51
 Diarra, Hassan '21, '22
 * Dieterich, Brandon '97
 Distefano, T.J. '16
 Ditto, Larry '67
 Dobbins, Kyle '14, '15, '16
 Dominguez, Edward '65, '66
 Dowling, A.P. '36, '37
 * Downs, Jonathan '95, '96, '97
 Dreiss, Edward, Jr. '13
 ** Drew, Jeff '94
 Duckett, H.D. '23, '24, '25
 * Duggan, Lee '47
 Duncan, Daryl '88, '89, '90
 Duncan, Harold V. '40, '41
 Duplantis, Rick '70, '71, '72
 Durbon, Ronald Lee '61, '62
 Dwyer, Pat A. '18, '20, '21, '22
 Dwyer, Sam J. '38, '39, '40, '41

E

* Edmisson, Logan '07
 Edwards, David '92, '93, '94
 Ehlert, R.J. '20, '21, '22
 Ekas, C.P. '44

* Elder, Dillon '17
 Elliott, Bass P. '44
 Ellis, Herbert W. '45
 Elonu, Chinemelu '07, '08, '09
 Erwin, Gates '75, '76
 * Ethridge, Russ '88, '89
 Eubanks, Kobie '16, '17
 * Evans, John '13, '14, '15
 Evans, P.C. '37
 Everett, G. Dudley '15

F

Farmer, Robert D. '51, '52
 Farnsworth, Frank '70
 * Farrar, Kevin '96, '97
 Ferguson, William Cecil, Jr. '63, '64
 * Fernandez, Ricky '02, '03, '04
 Fethkenher, Sonny Glen '65
 Finley, Chris '90, '91
 Fitzgerald, Davonte '14, '15
 Flagg, Savion '18, '19, '20, '21
 Floyd, Mike '73, '74, '75
 Forbes, A.L., Jr. '20, '21
 Foreman, Willie '77, '78
 Fortenbury, John '54, '55, '56
 * Frasier, Lee C., Jr. '50
 * Frazier, Matt '06
 French, Mark '17, '18, '19, '20
 * Freeburn, Liam '97, '99, '00
 * Frerking, Brian '96, '97
 Frieberger, L.D. '38
 * Fuller, Neill '05
 * Furgal Cal '21, '22

G

Garcia, Mike '48, '49, '50
 Garcia-Morales, Leandro '03, '04
 Garrett, Don L. '51
 * Garrison, Bonner '15
 Gasway, William B., II '64, '65
 Gilbert, Jimmie '83, '84, '85, '86
 Gilbreath, James Reginald '65
 Gilchrist, Jamaal '00, '01
 Gilder, Admon '16, '17, '18, '19
 Gilfillian, Max D. '15, '16, '17
 Gill, E. King '22, '23, '24
 Glass, Ethan '81
 Goad, R.C. '45
 Gobin, Bob '71, '72, '73
 Godine, Karl '76, '78
 * Goetze, Paul '94

Goff, Dave '77, '78, '79, '80
 Gordon, Andre '20, '21, '22
 Gouger, G. Bryan '18, '20
 Graham, Bryson '07, '08, '09
 Graves, Keron '87, '88
 Green, Edjuan '05, '06
 Green, Jordan '12, '13, '14, '15
 ** Gregory, Jarrett '10
 Griesenbeck, C.T. '17
 Gultekin, Yavuz '20
 Guthrie, C.W. '74

H

* Hairgrove, Ross '06, '07, '08
 Hall, Hilton '46
 Hall, Jared '02
 * Hammonds, Charles E. '64
 Hampton, J.C. '17
 Hankins, Harrison Clifford '63, '64
 * Hanley, Kirby '17
 Hanson, W.K. '15
 Haralson, Matt '92, '93, '96
 Harris, Dash '09, '10, '11, '12
 Harris, David '90
 Harris, Fabyon '13 '14
 ** Harris, Jay '81, '82
 Harris, J.D. '29
 Harris, Virgil B. '37, '38
 Harrod, Tedford Emmett '55, '56, '57
 Hart, Derrick '96
 Hartung, George Herman '21, '22
 Harvey, Roger Read '55
 Hazel, Mike '68
 ** Heath, David '75
 Hefner, Hayden '21, '22
 Heft, Don E. '52, '53
 Heitmann, Mike '68, '69, '70
 Heller, Stewart F. '57
 Henderson, Bill '40, '41, '42
 Henderson, Chuck '91, '92, '93, '94
 Henderson, Corey '92, '93, '94, '95
 Henderson, Ethan '22
 Henry, John Stephen '55, '56
 Hibbert, Naji '10, '11, '12
 ** Hinojosa, Greg '08
 Hogg, D.J. '16, '17, '18
 Hoke, C.T. '30, '31
 Holloway, Todd '84, '85, '86, '87
 Holmes, B.J. '08, '09, '10, '11
 * Holmes, Robert C. '47, '48
 Homeyer, Howard C. '54
 Horn, Earl S. '33

House, Danuel '15, '16
 Houser, Edward F. '50, '52
 Houston, Steve '98
 Howard, Wayne '71, '72
 Huffman, Leland E. '43
 Hutto, Tommy L. '34, '35
 Hutto, Ken '56, '57, '58

I

** Inglehardt, Tanner '03

J

Jack, Aaron '98, '99, '00, '01
 Jackson, Bradley '02
 Jackson, Larry '00
 Jackson, Quenton '20, '21, '22
 * Jackson, Randle '06
 Jacobs, Paul '99, '00
 Jahns, Jarod '11, '12, '13
 James, Phil '84
 James, Quinton '95, '96
 Janecek, Aaron '22
 Jasey, Isiah '18
 Jarratt, Raymond L. '42
 Jenkins, Charles '71, '72, '74
 Jenkins, Sam '47, '48, '49
 Jenkins, Wyley Herbert '66
 Johns, Dylan '14, '15
 Johnson, Avery, Jr. '15
 Johnson, Bennie Wayne '62
 Johnson, Damon '92, '93, '94, '95
 Johnson, David Allen '62
 Johnson, Mike '74
 Johnson, Robert E. '53, '58
 Johnston, Josh '05, '06, '07
 Jolly, Grant '12, '13
 Jones, Clyde L. '36
 Jones, Jalen '15, '16
 Jones, Jamal '14
 Jones, Joseph '05, '06, '07, '08
 * Jones, Justin '10, '11, '12
 * Jones, Kenny '90
 Jones, Roy '79, '81, '82, '83
 Jones, Shanne '97, '98, '99
 Jones, Steve '76, '77
 Jordan, DeAndre '08
 Joseph, Cedric '73, '74, '75
 Jungers, John '94, '95

K

* Kallina, Brian '13
 * Kana, Louis '67, '68, '69
 Kavaliauskas, Antanas '06, '07
 Kavanagh, Pat '70, '71
 Keen, L.S. '22, '23
 Keeton, H.H., Jr. '29, '30
 Keller, James Lewis '61, '62
 Keller, John C. '60
 Kelly, David C. '13
 Kemperman, Robert '48
 Kenn, L.S. '22, '23
 Kennedy, Ernest Freeman '54
 Kessel, Kyle '95, '96
 King, Bernard '00, '01, '02, '03
 King, Jesse '01, '02, '03, '04
 King, J.S. '44
 Kinsley, Zach '12
 Kirk, Dominique '05, '06, '07, '08
 Kirkland, James E. '46
 Kirsner, Robert Scott '83, '84
 Knowles, Randy '72, '73, '74
 Kolle, Elmer Thomas '57
 Konecny, J.F. '28, '29, '30
 Koeneke, Matt '05
 * Kopil, Matt '07
 Kotrla, Kyle '04
 Kyle, Sid M. '25, '26

L

Ladson, Tyrone '79, '80, '81
 * Lagrasta, Michael '06, '07, '08, '09
 Lamb, R.T. '29
 * Lanham, Justin '14
 Lang, Dr. J.T. '40, '41
 Law IV, Acie '04, '05, '06, '07
 Lawrence, Wayne '58, '59, '60
 Leach, Bobby '04, '05
 Leal, Dylan '01, '02, '03, '04
 Leatherman, Andy '99, '00, '01, '02
 Lee, Douglas Edward '83, '84
 Lee, L.E. '37
 Lee, Logan '05, '06, '07
 Lenox, Bennie '62, '63, '64
 Lewis, Derrek '08, '09, '10, '11
 Lewis, Gary '82, '85, '86
 Lewis, Rashone '91
 Little, Ray '89, '90
 * Lloyd, Hunter '12, '13
 Loewe, Justin '04, '05
 * Long, Garrett '10, '11
 Longcope, E.M., Jr. '19
 Loubeau, David '09, '10, '11, '12

** Lozano, Mark '09
 * Lauterjung, Dana '95, '96, '97
 ** Luna, Saul '99, '00
 ** Lyday, Jeremy '97

M

Mahan, Brandon '19
 * Malm, Darren '91
 Marbury, Don '85, '86
 Marcum, C.E. '32, '33
 * Marcum, T.J. '97, '99
 Marfo, Kevin '21
 Marrero, Carlos '90
 Martin, David '90, '91, '92
 Martin, Edwin K. '30
 Martin, Marvin '50, '51
 Martin, Roy A. '53, '54
 Matson, James Randel '66
 McAlpine, Roddy '69
 McCormick, W.J. '45
 McCrory, Pat S. '54
 McDonald, Blake '11, '12, '13 '14
 McDonald, Darryl '87, '88
 * McDonough, Melissa '94, '95
 McDowell, Jewell '50, '51, '52
 * McElroy, Louis '11
 McGhee, James '88
 McGhee, Luke '19, '20, '21
 McGinnis, Tony '92, '93, '94, '95
 McHenry, Lowell '83
 McHugh, Jay '80, '81
 McIntosh, Marcus '05
 * McMillon, James '04, '05
 * McNeely, Taylor '06
 McNichol, James J. '57, '58, '59
 McQuillen, E.E. '18, '19, '20
 Megarity, C.H. '21, '22, '23
 Mehaffey, George '55, '56, '57
 Mekowulu, Christian '19
 Mercer, Jerry '73, '74, '75
 Merka, Joe '33, '34
 Merritt, Arthur Lynn '63, '64
 Mezger, Doug '75
 Middleton, Khris '10, '11, '12
 * Middleton, Meredith '94, '95
 Miksch, Leroy J. '51, '52, '53
 Miller, Emanuel '20, '21
 Miller, Jack '49
 Miller, Tavario '14, '15, '16, '17
 Milton, Tony '89, '90
 Minor, Charles Richard '61, '63
 Mitchell, J.W. '19

Mitchell, Wendell '19, '20
 Mobley, Truett T. '49
 Mohnke, Max E. '44
 Moody, Joe C. '32, +33
 Moon, Wallace W. '49, '50
 Moore, D.S. '15
 Moore, Gordon A. '48
 Moore, Steve '69, '70
 * Morrehouse, Marshall '14
 Morrow, Johnnie '36, '37
 Muhlbach, Beau '05, '06, '07, '08
 Murry, Brett, '93, '94
 Myatt, Fronze Franklin '66, '67

N

Nabors, Fred L. '42
 Nason, Lonnie '90
 Naulls, Tyren '82, '83
 Neighbors, Matthew '95, '96
 Neal, Jerry '88
 Nebo, Josh '19, '20
 * Nichols, Ryan '07, '08
 Niles, Steve '69, '70, '71
 Nottingham, Gary '96
 Norman, Kenneth '64, '65
 ** Note, Jeff '05
 * Nugent, Darcy '07
 Nugent, Kyle '17
 Nutto, William J. '43

O

Obaseki, Manny '22
 Ockey, Joel '96
 O'Connell, James '49
 O'Connor, Daniel Patrick '13
 Overhouse, Jeff '71, '72, '73
 ** Owen, Mike '79, '80

P

Parker, Sonny '75, '76
 Pauley, Brad '72
 Payne, Jerry Leslie '66
 Peden, Leslie E. '42, '43
 Pederson, Doug '77, '79
 Pennington, P.B. '43
 Peppercorn, Mark '83
 Peret, Ronnie '67, '68, '69
 Petersen, David '90
 Petty, S.J. '28
 Pirtle, Rodney W. '53

- * Pham, Tim '12
- Pompey, Marlon '04, '05, '06, '07
- * Poynter, Ryan '12, '13, '14
- Price, A.J. '17
- Pulliam, Al '84, '85, '86
- Pulliams, Chris '94

Q

- Qualls, Lewis '61, '62, '63
- Quesada, Dario '95, '96, '97

R

- Radford, Tyrece '22
- Ramirez, Vidal '88, '89
- * Ratkowski, Ryan '96, '97, '99, '00
- Rector, Richard Lee '65, '66, '67
- Reed, Rhett '82, '83, '84
- Reese, J-Mychal '13
- * Reese, Jerron '11
- Reeves, John '97, '98
- * Reitmeyer, Tom '97, '99
- Ress, Tomas '00, '02, '03
- ** Reyes, Al '77
- Reynolds, John W. '64, '65
- * Reynolds, Ryan '11, '12, '13, '14
- Rhea, Darren '89, '90
- Richardson, Chris '98
- ** Ricke, Mike '83
- Ricks, Freddie '88, '89, '90, '91
- * Rikard, Josh '10
- Riley, Claude '80, '81, '82, '83
- Roberson, Kourtney '11, '13, '14, '15
- Robert, Walter L. '37, '38
- Roberts, James E. '33
- * Roberts, James E., Jr. '59, '60, '61
- Roberts, Ray '74, '75, '76
- Roberts, Reggie '81, '82, '83
- Robinette, William '62, '63, '64
- Robinson, Alex '15
- Robinson, Jaxson '21
- Robinson, Joey '76, '77, '78, '79
- Roland, Derrick '07, '08, '09, '10
- * Rothenberger, Reagan, '17

S

- Salibo, Nicholas J. '44
- Sample, Joe Tom '43
- Schepel, Shawn '07, '08, '09, '10
- ** Schielack, Trent '11
- Schleder, Max '95, '96

Schlicher, John '77, '78, '79, '80

- * Schmidt, Gary R. '65
- Schmidt, Michael '98, '99
- Schrickel, Gene '48, '49
- Schwake, Dr. Jack C. '57
- Scott, Larry '00, '01, '02
- Settegast, Marion E., Sr. '16, '17
- Shepherd, Earl T. '34
- * Shimek, Wesley '11, '12
- ** Shivers, Robert A. '62
- Sikes, Jules Vern '26, '27, '28
- * Simpson, Jonathan '05, '06
- * Skinner, Reagan, '17
- Sloan, Donald '07, '08, '09, '10
- Slocum, Andy '00, '02, '03, '04
- Smith, Caleb '17
- Smith, Chuck '69, '70, '71
- Smith, Eddie '06
- Smith, Jimmy '94, '95
- Smith, Jude W. '40
- Smith, Lynn E. '47
- Smith, Michael '93, '94
- Smith, Thomas E. '60, '61, '62
- Smith, Vernon '78, '79, '80, '81
- ** Sockler, Jim '72, '74
- Sooter, Bruce '80, '81, '82
- Space, Antwan '14
- * Spain, Jelani '21
- Stanley, Don '60, '61
- * Stanley, Matt '10
- Stanley, Pat '60, '61
- Stansel, Ellis F. '34, '35
- Starks, T.J. '18, '19
- Starnes, J.L. '18
- * Stavlo, Charlie '02, '03, '04, '05, '06
- Steger, F.D. '13, '14, '15
- Stevenson, Charles H. '40, '41
- Stewart, Elbert R. '44
- Stiles, David Edwin '64, '65
- Stricker, Brad '96, '97
- Stringfellow, Dick '64, '65, '66
- Suber, Lynn '89, '90, '91
- Sutton, Kenneth J. '50
- Swanson, Wally '76, '77, '78
- Swisher, Neil '57, '58, '59
- Stylestine, Steve '77, '78, '79, '80

T

- * Tatum, Steve '92
- Taylor IV, Wade '22
- * Teetes, George '85, '86
- * Thieme, Jay '92

- Tewell, Dennis Patrick '66
- Thomas, Don '14
- Thomas, Mike '82
- Thomas, Tadd '86, '87
- Thompson, Brooks '90, '91
- * Thompson, Dakota '12, '14, '15
- Thompson, David '85, '86
- Thompson, Donald '88, '89
- Thompson, Larry '97, '98
- Thornton, Charles J. '47
- Thornton, John '74, '75
- Thornton, Penn B. '17
- Threadgill, Robert '70, '71, '72
- Tighe, Louis T. '19
- * Timmerman, Eric '07
- Timmerman, Tim '64, '65, '66
- Timmins, Paul '63, '64, '65
- Tinker, J. Thomas '40
- Tohline, Max B. '35
- Tone, Chuck '73, '75
- Trezvant, John '87
- Trippett, Terry '66, '67, '68
- Torcha-Morelos, Tonny '15, '16, '17, '18
- Tucker, Hollis H. '25, '26
- * Tucker, Will '13
- Sooter, Bruce '80, '81, '82
- Turnbow, Deryl '48, '49, '50
- Turner, Elston '12, '13
- Turner, Erwin Earl, Jr. '57, '58, '59
- Turner, Kevin '03, '04
- Turner, Ray '10, '11, '12, '13

U

- Underwood, John '67, '68
- Underwood, William J. '43, '44, '45

V

- * Vanya, Mitchell '08, '09
- Varner, Durward B. '40
- Vass, Claude Perry '46
- Vaughn, Everett '19, '20, '21, '22
- Veltman, L.H. '31, '32
- Vila, Eric '17
- Volding, Donald J. '47

W

- Walker, Chris '05, '06
- Walker, Edward Lee '62, '63
- Walker III, John '18, '19
- Walker, Raymond '51
- Walker, Walter R. '52

- Walker, Zach '19, '20, '21, '22
- Walkup, Nathan '08, '09, '10, '11
- * Wallace, Michael '13
- * Walston, Jeff '08, '09
- * Walters, Kerry '99, '00
- * Warden, Peter '02, '03, '04, '05, '06
- Ware, Anthony '91, '92
- Washburn, Paul J. '23, '24, '25
- Watkins, Jeff '70
- Watkins, Marcus '03, '04
- Watkins, Pete K. '43
- Webster, Norman A. '28, '29
- Weinbaum, Charles H., Jr. '44, '45
- Weishuhn, Slade '05, '06, '07
- * Wellborn, Hank '70
- Wheelis, Col. R.E. '39
- White, Joe '99
- White, Kenneth '05, '06
- White, Oscar M. '45, '46
- White, Ramon '15
- ** Whitfield, Charles A. '13
- Wilbert, Joe '94, '95
- Wilcox, M.W. '25
- Wilkins, Col. W. Taylor '34, '35, '36
- Williams, Darnell '84
- Williams, David '89
- Williams, Glen R. '51
- Williams, Jarvis '76, '78
- Williams, Michael '75
- Williams, Robert '17, '18
- Williams, W. Howell, Jr. '20, '21, '22
- Williams, Webb '73, '74, '75
- Wills, Roy '94
- Wilson, Duane '18
- * Wilson, Roy Don '62, '63
- Windham, Jerry '61, '62, '63
- * Winkler, Thomas '02, '03
- Wise, Paul E. '18
- Wise, Shelton '99
- Wofford, Paul O. '39
- Woodard, Gerald Brunson '63
- Woodley, Milton '81, '82
- Woods, Rudy '79, '80, '82
- Wright, Antoine '03, '04, '05
- Wright, Charles '44
- * Wright, Greg '92
- Wright, Rob '80
- Wright, Rynn '78, '79, '80, '81

Y

- Yeoman, William F. '46
- Young, Billy '61

Young, Andrew '13

- * Manager
- ** Trainer



A four-year letterman for the Aggies, **Bernard King** is Texas A&M's all-time leading scorer with 1,990 career points. During his 115-game career, King averaged 17.3 points per game.

00

Blake McDonald, G.....2010-11

0

Bryan Davis, F.....2007-10
 Andrew Young, F.....2012-13
 Avery Johnson, Jr G.....2014-15
 Kobie Eubanks, G.....2015-17
 Jay Jay Chandler, G.....2017-21
 Aaron Cash, G.....2021-22

1

Michael Gardener, G.....2001-02
 Acie Law IV, G.....2003-07
 D.J. Hogg, G.....2015-18
 Savion Flagg, F.....2018-21
 Marcus Williams, G.....2021-22

2

Keith Bean, C/PF.....2000-03
 Martellus Bennett, F.....2005-07
 Derrek Lewis, G.....2007-11
 Najj Hibbert, G.....2011-12
 Shawn Smith, G.....2013-14
 Eric Vila, G.....2016-17
 TJ Starks, G.....2017-19
 Hayden Hefner, G.....2020-22

3

Don Marbury, G.....1984-86
 James McGhee, G.....1987-88
 Tony Milton, G.....1988-90
 Shedrick Anderson, F.....1990-92
 Brett Murry, F.....1992-94
 Derrick Hart, G.....1995-97
 Jesse King, F.....2000-04
 David Devezin, G.....2005-06
 Derrick Roland, G.....2006-10
 Alex Robinson, G.....2014-15
 Admon Gilder, G.....2015-19
 Quenton Jackson, G.....2019-22

4

Chris Cokinos, G.....1985-88
 Rashone Lewis, F.....1990-91
 Tony Barone, Jr, G.....1992-94
 John Stevens, F.....1994-95
 Gary Nottingham, F.....1995-96
 Chris Clayton, G.....1997-99
 Jamaal Gilchirst, G.....1999-01

Jared Hall, F.....2001-02
 Edjuan Green, F.....2004-06
 Jerrod Johnson, F.....2006-07
 Keith Davis, C.....2010-12
 Tavario Miller, F.....2013-15
 J.J. Caldwell, G.....2017-18
 Mark French, G.....2018-19
 Jaxson Robinson, G.....2020-21
 Wade Taylor IV, G.....2021-22

5

Anthony Burks, G.....1993-94
 Quinton James, G.....1994-96
 Clifton Cook, G.....1998-99
 Nick Anderson, F.....2000-04
 Kenneth White, G.....2004-06
 Bryson Graham, G.....2006-08
 Dash Harris, G.....2008-12
 Jordan Green, G.....2013-15
 J.C. Hampton, G.....2016-17
 Savion Flagg, G.....2017-18
 Zach Walker, G.....2018-19
 Emanuel Miller, F.....2019-21
 Hassan Diarra, G.....2021-22

10

Bob Johnson, G.....1957-58
home only
 Kelly Chapman, G.....1958-60
home only
 Charlie Minor, G.....1960-61
home only
 Billy Atkinson, G.....1963-65
home only
 Oliver Biggers, G-F.....1967-68
 Bill Brown, G.....1968-70
 Tyrone Ladson, G.....1978-81
 Gary Lewis, G.....1981-83, 1984-86
 Darryl McDonald, G.....1986-88
 David Edwards, G.....1991-94
 Chris Oney, G.....1994-95
 Jason Boeker, F.....1998-00
 L. Garcia-Morales, G.....2002-04
 Chris Walker, F.....2004-06
 Denzel Bowles, F.....2007-08
 David Loubeau, F.....2008-12
 Blake McDonald, G.....2012-14
 Tonny Trocha-Morelos, F.....2014-18
 Everett Vaughn, F.....2019-21
 Ethan Henderson, F.....2021-22

11

Bill Carpenter, G.....1951-52
 Ken Hutto, G.....1955-57
 Bob Johnson, G.....1957-58
road only
 Kelly Chapman, G.....1958-60
road only
 Charlie Minor, G.....1960-61
road only
 Billy Atkinson, G.....1963-65
road only
 Charlie Jenkins, G.....1970-74
 Bruce Sooter, G.....1979-82
 Todd Holloway, G.....1983-87
 Vidal Ramirez, G.....1988-89
 David Martin, G.....1989-92
 Tracy Anderson, G.....1995-97
 Luis Clemente, F.....2003-05
 B.J. Holmes, G.....2007-11
 Jamal Branch, G.....2011
 J-Mychal Reese, G.....2012-13
 Anthony Collins, G.....2015-16
 Mark French, G.....2016-18
 Wendell Mitchell, G.....2018-20
 Hassan Diarra, G.....2020-21
 Jalen Johnson, F.....2021-22

12

Jewell McDowell, G.....1951-52
 Roger Harvey, G.....1954-55
 Wayne Lawrence, C-F.....1957-60
home only
 Billy Young, F.....1960-61
home only
 Cecil Ferguson, F.....1961-64
home only
 Dick Rector, G.....1964-67
home only
 Bill Brown, G.....1967-68
 Bill Cooksey, G.....1968-71
 Barry Davis, F.....1974-76
 Bruce Baird, G.....1978-79
 Mike Brown, G.....1980-82
 Rob Kirsner, G.....1982-84
 Joe Deegan, G.....1988-90
 Brian Barone, G.....1996-98
 Shelton Wise, G.....1998-99
 Dylan Leal, G.....2000-04
 Eddie Smith, G.....2005-06
 Brian Blackburn, G.....2006-07
 DeAndre Jordan, C.....2007-08
 James Blasczyk, C.....2008-10
 Andrew Darko, G.....2010-11
 Blake McDonald, G.....2011-12
 Fabyon Harris, G.....2012-14

Jalen Jones, G/F.....2014-16
 Chris Collins, G.....2016-19
 Mark French, G.....2019-20
 Everett Vaughn, F.....2021-22

13

Wayne Lawrence, C-F.....1957-60
road only
 Billy Young, F.....1960-61
road only
 Cecil Ferguson, F.....1961-64
road only
 Dick Rector, G.....1964-67
road only
 Sonny Benefield, G.....1967-69
 Mario Brown, G.....1971-73
 Mike Johnson, G.....1973-74
 Claude Riley, F.....1979-83
 Phil James, G.....1983-84
 Tony McGinnis, G.....1993-95
 Michael Schmidt, G.....1997-99
 Jordan Green, G.....2011-13
 Juan Aparicio.....2014-16
 Duane Wilson, G.....2017-18
 Brandon Mahan, G.....2018-19
 Cashius McNeilly, G.....2019-21

14

Ken Hutto, G.....1957-58
home only
 Elliott Craig, G.....1958-61
home only
 David Johnson, G.....1961-62
home only
 Paul Timmins, G.....1962-65
home only
 Jerry Payne, G.....1965-67
home only
 Roddy McAlpine, G.....1968-69
 John Schlichter, G.....1976-80
 Freddie Ricks, G.....1987-90
 Kyle Kessel, G.....1994-96
 Tomas Ress, F.....1999-03
 Josh Johnston, G.....2005-07
 Andrew Darko, G.....2007-10
 Kourtney Roberson, F.....2013-15

15

Ken Hutto, G.....1957-58
road only
 Elliott Craig, G.....1958-61
road only
 David Johnson, G.....1961-62
road only

Paul Timmins, G.....1962-65
road only
 Jerry Payne, G.....1965-67
road only
 Frank Farnsworth, G.....1969-70
 Chuck Henderson, G.....1990-94
 Bobby Leach, G.....2004-05
 Donald Sloan, G.....2006-10
 Daniel Alexander, F.....2010-11
 Kyle Dobbins, G.....2012-13
 Davonte Fitzgerald.....2013-15
 Isiah Jasey, F.....2017-18
 Jonathan Aku, F.....2019-21
 Henry Coleman III, F.....2021-22

20

Dave Corson, C.....1957-60
home only
 Jim Keller, F.....1960-62
home only
 Dick Stringfellow, G.....1963-66
home only
 Johnny Underwood, G.....1966-68
 Oliver Biggers, G.....1968-69
 Pat Kavanaugh, G.....1969-71
 Joe Arciniega, F.....1971-74
 Steve Sylestine, G.....1976-78
 Robert Wright, G.....1979-80
 Tyren Nauls, G.....1981-83
 Darnell Williams, G.....1983-84
 Keron Graves, G.....1986-88
 Cody Blake, G.....1989-90
 Michael Smith, G.....1992-94
 Max Schleder, G.....1994-96
 Brian Brookhart, C.....1999-03
 Logan Lee, G.....2005-07
 Daniel Alexander, F.....2011-12
 Don Thomas, G.....2013-14
 Chris Collins, G.....2014-15
 Kyle Nuegent, G.....2016-17
 John Brown, F.....2018-19
 Andre Gordon, G.....2019-22

21

Dave Corson, C.....1957-60
road only
 Jim Keller, F.....1960-62
road only
 Dick Stringfellow, G.....1963-66
road only
 John Underwood, G.....1966-67
road only
 Gates Erwin, G.....1974-76
 Jay McHugh, G.....1979-81
 Doug Lee, G.....1982-83



ALL-TIME JERSEY NUMBERS

Winston Crite, F.....	1983-87
David Harris, F.....	1989-90
Roy Wills, F.....	1993-95
Daryl Mason, G.....	2001-02
Aaron Jack, F.....	1997-01
Antoine Wright, G/F.....	2002-05
Denzel Bowles, F.....	2008-09
Ray Turner, F.....	2009-10
Alex Caruso, G.....	2012-16
Christian Mekowulu, F.....	2018-19
Zach Walker, G.....	2019-21

22

Raymond Walker, G.....	1951-52
Ted Harrod, G.....	1954-57
Roger Harvey, G.....	1955-56
Neil Swisher, G.....	1957-59

home only

Wayne Annett, G.....	1959-61
----------------------	---------

home only

Charlie Minor, G.....	1962-63
-----------------------	---------

home only

Ken Norman, F.....	1963-64
--------------------	---------

home only

Eddie Dominguez, G.....	1964-66
-------------------------	---------

home only

Mike Heitmann, F.....	1967-70
Bob Gobin, G-F.....	1970-73
Sonny Parker, F.....	1974-76
Dave Goff, G.....	1976-80
Reggie Roberts, G.....	1980-83
Doug Lee, G.....	1983-84
Paul Crawford, F.....	1984-88
David Williams, F.....	1988-89
David Martin, G.....	1991-92
Jimmy Smith, G.....	1993-95
Andy Leatherman, G.....	1999-02
Kevin Turner, G.....	2002-04
Dominique Kirk, G.....	2004-08
Khriston Middleton, F.....	2009-12
Peyton Allen, G.....	2014-15
Frank Byers, G.....	2015-19
Davin Watkins, G.....	2021-22

23

Neil Swisher, G.....	1957-59
----------------------	---------

road only

Wayne Annett, G.....	1959-61
----------------------	---------

road only

Charlie Minor, G.....	1962-63
-----------------------	---------

road only

Ken Norman, F.....	1963-64
--------------------	---------

road only

Eddie Dominguez, G.....	1964-66
road only	
Mike Floyd, G.....	1972-75
Terry Been, G.....	1976-77
Rudy Woods, C.....	1978-82
Brooks Thompson, G.....	1989-91
Tony McGinnis, G.....	1991-93
Shanne Jones, F.....	1995-96
Marcus Watkins, G.....	2002-03
Keith Blanks, F.....	2003-04
Josh Carter, G.....	2005-09
Naji Hibbert, G.....	2009-11
Zach Kinsley, G/F.....	2011-12
Jamal Jones, G.....	2013-14
Danuel Hose, G.....	2014-16
Caleb Smith, G.....	2016-17
Tyrece Radford, G.....	2021-22

24

Jack Collier, G.....	1957-58
----------------------	---------

home only

Wilmer Cox, F.....	1958-60
--------------------	---------

home only

Bennie Lenox, G.....	1961-64
----------------------	---------

home only

Sonny Benefield, G.....	1966-67
-------------------------	---------

home only

Billy Bob Barnett, F.....	1967-69
Oliver Biggers, G.....	1969-70
Cedrick Joseph, C.....	1972-75
Karl Godine, G.....	1975-78
Steve Sylestine, F.....	1978-80
Lynn Suber, G.....	1988-91
Joe Wilbert, F.....	1993-95
Steve Houston, G.....	1996-98
Carlton Brown, F.....	1999-01
Bradley Jackson, G.....	2001-03
Marcus McIntosh, G.....	2004-05
Jeffrey Addai, G.....	2005-06
Shawn Schepel, G/F.....	2007-10
Alex Baird, G.....	2010-12
Antwan Space, F.....	2013-15
John Walker III, F.....	2017-19
LaDamien Bradford, G.....	2020-21
Zach Walker, G.....	2021-22

25

Jack Collier, G.....	1957-58
----------------------	---------

road only

Wilmer Cox, F.....	1958-60
--------------------	---------

road only

Bennie Lenox, G.....	1961-64
----------------------	---------

road only

Sonny Benefield, G.....	1966-67
-------------------------	---------

road only

Jarvis Williams, F.....	1975-79
Milton Woodley, G.....	1980-82
Lowell McHenry, F.....	1982-83
Mike Clifford, F.....	1983-87
Isaac Brown, G.....	1990-91
John Jungers, F.....	1993-94
Chris LeBlanc, F.....	1994-95
Larry Scott, F.....	1999-02
Jeremy Adams, G.....	2009-10
Kyle Dobbins, G.....	2013-16
Aaron Janecek, F.....	2021-22

30

Fritzie Connally, F.....	1957-58
Lynn Merritt, F.....	1961-64
Ken Norman, F.....	1964-65
Wyley Jenkins, G.....	1965-66
Mike Hazel, C.....	1967-68
Terry Trippet, F.....	1967-68
Rick Duplantis, C-F.....	1969-72
Keith Carter, F.....	1976-78
David Britton, G-F.....	1978-80
Kevin Cunningham, F.....	1981-82
Jimmie Gilbert, C.....	1982-86
Joseph Jones, C.....	2004-08

31

Fritzie Connally, F.....	1957-58
--------------------------	---------

road only

Lynn Merritt, F.....	1961-64
----------------------	---------

road only

Ken Norman, F.....	1964-65
--------------------	---------

road only

Wyley Jenkins, G.....	1965-66
-----------------------	---------

road only

Vernon Smith, F.....	1977-81
Shanne Jones, F.....	1996-99
Chris Chapman, G.....	2006-10
Elston Turner, G.....	2010-13
Luke McGhee, F.....	2019-21
Javonte Brown, F.....	2021-22

32

Ernie Turner, F.....	1957-59
----------------------	---------

home only

Pat Stanley, F.....	1959-61
---------------------	---------

home only

Benny Johnson, F.....	1961-62
-----------------------	---------

home only

Gerald Woodard, G.....	1962-63
------------------------	---------

home only

Dick Rector, G.....	1963-64
---------------------	---------

home only

Sonny Fethkenher, F.....	1964-66
--------------------------	---------

home only

Randy Knowles, F.....	1971-74
Doug Pederson, C.....	1976-79
Mike Thomas, F.....	1981-82
Kenny Brown, G.....	1982-85
Chris Finley, C.....	1989-91
Corey Henderson, G.....	1991-95
Brad Stricker, C.....	1995-97
T. J. Brown, G.....	1997-99
Bernard King, G.....	1999-03
Marcus Watkins, G.....	2003-04
Beau Muhlbach, G.....	2005-08
Kourtney Roberson, F.....	2010-13
Josh Nebo, F.....	2018-20
Ashton Smith, F.....	2021-22

33

Bobby Farmer, G.....	1951-52
Bob Johnson, F.....	1952-53
Ernest Kennedy, F.....	1953-54
Fritzie Connally, F.....	1955-57
Ernie Turner, F.....	1957-59

road only

Pat Stanley, F.....	1959-61
---------------------	---------

road only

Benny Johnson, F.....	1961-62
-----------------------	---------

road only

Gerald Woodard, G.....	1962-63
------------------------	---------

road only

Dick Rector, G.....	1963-64
---------------------	---------

road only

Sonny Fethkenher, F.....	1964-66
--------------------------	---------

road only

Steve Jones, F.....	1975-77
Albert Culton, F.....	1977-79
Rhett Reed, F.....	1981-84
Bobby Smith, F.....	1987-88
Darren Rhea, F.....	1988-90
Derk Schwieger, F.....	1991-92
Chris Pulliams, G.....	1993-94
John Reeves, F.....	1996-98
Joe White, C.....	1998-99
Justin Loewe, G.....	2003-05
Marshall Carrell, F.....	2009-11
Grant Jolly, F.....	2011-13
Ramon White, G.....	2014-15
T.J. Distefano, G.....	2015-16
Chase Carlton, G.....	2016-17
Cameron Alo, G.....	2017-19
Jackson Young, G.....	2020-21

34

Don Garrett, F.....	1951-52
Rodney Pirtle, F.....	1952-54
Lee Walker, C.....	1960-63

home only

John Beasley, C.....	1963-64
----------------------	---------

home only

Reggie Gilbreath, C.....	1964-65
--------------------------	---------

home only

Robert Threadgill, G.....	1969-72
Ray Roberts, F.....	1973-76
Rynn Wright, F.....	1977-78
David Thompson, F.....	1984-86
David Petersen, F.....	1989-90
Damon Johnson, F.....	1991-95
Jason Cornelius, G.....	1995-96
Andy Leatherman, G.....	1998-99
Bryan Davis, F.....	2006-07
Payton Carrell, F.....	2013-14
Tyler Davis, C.....	2015-18

35

Lee Walker, C.....	1960-63
--------------------	---------

road only

John Beasley, C.....	1963-64
----------------------	---------

road only

Reggie Gilbreath, C.....	1964-65
--------------------------	---------

road only

Harry Bostic, F.....	1967-69
Wayne Howard, F.....	1970-73
Willie Foreman, F.....	1976-78
Rynn Wright, F.....	1978-81
Lionel Bluntson, C.....	1981-82
Fred Burton, F.....	1984-85
Lance Broderson, F.....	1992-94
Joel Ockey, F.....	1995-96
Ray Turner, F.....	2010-13
Yavuz Gultekin, F.....	2019-20
Manny Obaseki, G.....	2021-22

40

Tommy Smith, G.....	1958-59
---------------------	---------

home only

John Keller, F-C.....	1959-60
-----------------------	---------

home only

Ronnie Durbon, F.....	1960-62
-----------------------	---------

home only

Cliff Hankins, C.....	1962-64
-----------------------	---------

home only

John Reynolds, F.....	1964-65
-----------------------	---------

home only

Billy Bob Barnett, F.....	1966-67
---------------------------	---------

home only

Doug Mezger, F.....	1974-75
---------------------	---------

Joey Robinson, F.....	1975-79
-----------------------	---------

Vidal Ramirez, F.....	1986-88
-----------------------	---------

Paul Jacobs, F.....	1998-00
---------------------	---------

Slade Weishuhn, F.....	2005-07
------------------------	---------

Bryson Graham, G.....	2008-09
-----------------------	---------

41

Tommy Smith, G.....	1958-59
road only	
John Keller, F-C.....	1959-60
road only	
Ronnie Durbon, F.....	1960-62
road only	
Cliff Hankins, C.....	1962-64
road only	
John Reynolds, F.....	1964-65
road only	
Billy Bob Barnett, F.....	1966-67
road only	
Webb Williams, F.....	1972-75
R.C. Buford, F.....	1979-80
Chinemelu Elonu, F.....	2006-09

42

Jack Collier, G.....	1958-59
home only	
Tommy Smith, G.....	1959-62
home only	
Jim Keller, F.....	1962-63
home only	
Randy Matson, F-C.....	1965-66
home only	
Chuck Smith, F.....	1968-71
Brad Pauley, C.....	1971-72
Jerry Mercer, C.....	1972-75
Ray Little, F.....	1989-90
Anthony Ware, F.....	1990-92
Chris Richards, C.....	1997-98
Marlon Pompey, F.....	2003-03
Jarod Jahns, F.....	2010-13
Tavario Miller, F.....	2015-17

43

Jack Collier, G.....	1958-59
road only	
Tommy Smith, G.....	1959-62
road only	
Jim Keller, F.....	1962-63
road only	
Randy Matson, F-C.....	1965-66
road only	
R.C. Buford, C.....	1978-79
Ethan Glass,.....	1980-81
Mike Clifford, F.....	1982-83
Tadd Thomas, F.....	1985-88
Ray Little, F.....	1988-89
John Jungers, F.....	1994-95

44

Donald Heft, G.....	1951-53
Bill Brophy, F.....	1954-56
Tom Kolle, F.....	1956-57
Jim McNichol, C-F.....	1957-59
home only	
Don Stanley, F.....	1959-61
home only	
Bill Robinette, F.....	1961-64
home only	
John Beasley, C.....	1964-66
home only	
Ronnie Peret, F-C.....	1966-69
Jeff Watkins, C-F.....	1969-70
Doug Mezger, F.....	1975-76
Brian Barrett, F.....	1976-78
Roy Jones, C.....	1978-79, 1980-83
Al Pulliam, F.....	1983-86
John Trezvant, F.....	1986-87
Jerry Neal, F.....	1987-88
Carlos Marrero, F.....	1989-90
Tony Barone, Jr., G.....	1991-92
Matt Cardwell, G.....	1992-93
Waseem Ali, G.....	1994-95
Andy Slocum, C.....	1999-00
Nolan Butterfras, C.....	2000-03
Antanas Kavaliauskas, F/C.....	2005-07
Robert Williams, F.....	2016-18

45

Pat McCrory, F.....	1951-55
Jim McNichol, C-F.....	1957-59
road only	
Don Stanley, F.....	1959-61
road only	
Bill Robinette, F.....	1961-64
road only	
John Beasley, C.....	1964-66
road only	
Ronnie Peret, F-C.....	1966-67
road only	
Chuck Tone, F.....	1972-75
Daryl Duncan, F.....	1987-90
Matt Haralson, F.....	1991-96
Nathan Walkup, F/G.....	2007-11
Dylan Johns, C.....	2013-15
Kevin Marfo, F.....	2020-21

50

John Fortenberry, G.....	1955-56
John Henry, G.....	1956-57
Lewis Qualls, C.....	1960-63
home only	
John Reynolds, F.....	1963-64

home only

Terry Trippet, F.....	1965-67
home only	
Jeff Overhouse, F-C.....	1970-73
Doug Dennis, F.....	1987-89
Dario Quesada, F.....	1994-97
Andy Slocum, C.....	2000-04
Marshall Carrell, F.....	2007-09

51

Lewis Qualls, C.....	1960-63
road only	
John Reynolds, F.....	1963-64
road only	
Terry Trippet, F.....	1965-67
road only	

52

Jack Schwake, F.....	1957-59
home only	
Jerry Windham, F.....	1960-63
home only	
Bill Gasway, F.....	1963-65
home only	
Buzzy Myatt, F.....	1965-68
Steve Niles, C.....	1968-71
John Thornton, F.....	1973-75
Roger Bock, C.....	1982-84
Jerald Brown, G/F.....	1996-00

53

Jack Schwake, F.....	1957-59
road only	
Jerry Windham, F.....	1960-63
road only	
Bill Gasway, F.....	1963-65
road only	
Buzzy Myatt, F.....	1965-67
road only	

54

Archie Carroll, C-F.....	1957-59
home only	
Carroll Broussard, G.....	1959-62
home only	
Tim Timmerman, C.....	1962-66
home only	
Larry Ditto, C.....	1966-67
home only	
Byron Chandler, C.....	1969-70
C.W. Guthrie, C.....	1974
Jim Sockler.....	1973-74
Wally Swanson, C.....	1975-79
Larry Thompson, F.....	1996-98

55

Don Binford, F.....	1951-53
Joe Boring, G.....	1953-54
George Mehaffey, F.....	1955-57
Archie Carroll, C-F.....	1957-59
road only	
Carroll Broussard, G.....	1959-62
road only	
Tim Timmerman, C.....	1962-66
road only	
Larry Ditto, C.....	1966-67
road only	
Larry Jackson, C.....	1999-00

66

George Mehaffey, F.....	1954-55
Neil Swisher, G.....	1956-57

67

Ed Houser, F.....	1951-52
Don Bilbrey, F.....	1954-56

70

Jim McNichol, C.....	1956-57
----------------------	---------

77

LeRoy Miksch, F-C.....	1951-53
John Fortenberry, F.....	1953-55
Ernie Turner, F.....	1956-57

78

James Addison, F-C.....	1951-54
-------------------------	---------

88

Ted Harrod, G.....	1955-56
Jack Schwake, F.....	1956-57

89

Howard Homeyer, C-F.....	1953-54
--------------------------	---------

98

Walter Davis, C.....	1951-52
John Henry, F.....	1954-56

99

Roy Martin, C.....	1951-54
Jeff Penfield, C.....	1954-55
Stu Heller, C.....	1956-57



ALL-TIME STARTING LINEUPS SINCE 1951-52

1951-52

C Walter Davis	Sr.	6-8	15.1 ppg	
F LeRoy Miksch	Jr.	6-5	7.0 ppg	
F Don Binford	So.	6-2	5.8 ppg	
G Raymond Walker	Sr.	5-8	5.3 ppg	
G Jewell McDowell	Sr.	5-10	11.5 ppg	

1952-53

C Roy Martin	So.	6-9	5.9 ppg	4.0 rpg
F LeRoy Miksch	Sr.	6-5	13.1 ppg	10.0 rpg
F Bob Johnson	So.	6-2	5.3 ppg	1.9 rpg
G Don Binford	Jr.	6-2	9.2 ppg	3.2 rpg
G Rodney Pirtle	So.	6-3	7.3 ppg	3.1 rpg

1953-54

C Roy Martin	Jr.	6-9	8.0 ppg	5.3 rpg
F James Addison	Sr.	6-6	14.2 ppg	8.7 rpg
F John Fortenberry	So.	6-3	6.8 ppg	3.0 rpg
G Pat McCrory	Jr.	5-11	6.0 ppg	2.3 rpg
G Joe Hardgrove	Jr.	6-2	5.9 ppg	2.6 rpg

1954-55

C Bill Brophy	Jr.	6-3	14.0 ppg	7.8 rpg
F John Fortenberry	Jr.	6-3	12.0 ppg	5.6 rpg
F George Mehaffey	So.	6-4	11.2 ppg	7.5 rpg
G Ted Harrod	So.	6-0	8.3 ppg	3.0 rpg
G Roger Harvey	So.	5-11	7.2 ppg	2.1 rpg

1955-56

C Bill Brophy	Sr.	6-3	12.7 ppg	6.6 rpg
F George Mehaffey	Jr.	6-4	12.2 ppg	8.2 rpg
F Fritzie Connally	So.	6-3	8.8 ppg	5.4 rpg
G Ken Hutto	So.	6-0	14.7 ppg	4.0 rpg
G John Fortenberry	Sr.	6-3	7.3 ppg	2.8 rpg

1956-57

C George Mehaffey	Sr.	6-4	14.2 ppg	9.9 rpg
F Ernie Turner	So.	6-4	5.3 ppg	3.4 rpg
F Jack Schwake	So.	6-5	6.8 ppg	3.7 rpg
G Neil Swisher	So.	6-0	12.6 ppg	7.0 rpg
G Ken Hutto	Jr.	6-0	10.7 ppg	2.4 rpg

1957-58

C Wayne Lawrence	So.	6-7	11.5 ppg	7.4 rpg
F Archie Carroll	Jr.	6-6	13.0 ppg	7.6 rpg
F Jim McNichol	Jr.	6-5	4.5 ppg	4.3 rpg
G Neil Swisher	Jr.	6-0	13.4 ppg	5.7 rpg
G Bob Johnson	Jr.	6-1	6.2 ppg	1.8 rpg

1958-59

C Wayne Lawrence	Jr.	6-7	12.5 ppg	8.2 rpg
F Archie Carroll	Sr.	6-6	14.6 ppg	7.1 rpg
F Wilmer Cox	Jr.	6-3	10.2 ppg	4.6 rpg
G Neil Swisher	Sr.	6-0	14.9 ppg	5.0 rpg
G Jack Collier	Sr.	6-0	2.5 ppg	1.7 rpg

1959-60

C Wayne Lawrence	Sr.	6-7	12.1 ppg	8.3 rpg
F Don Stanley	Jr.	6-3	9.4 ppg	5.5 rpg
F Pat Stanley	Jr.	6-3	7.9 ppg	4.7 rpg
G Carroll Broussard	So.	6-5	17.9 ppg	7.3 rpg
G Wayne Annett	Jr.	6-1	6.3 ppg	2.9 rpg

1960-61

C Lewis Qualls	So.	7-0	5.6 ppg	4.8 rpg
F Carroll Broussard	Jr.	6-5	22.4 ppg	9.1 rpg
F Don Stanley	Sr.	6-3	13.3 ppg	7.9 rpg
G Pat Stanley	Sr.	6-3	11.5 ppg	3.8 rpg
G Wayne Annett	Sr.	6-1	6.5 ppg	3.3 rpg

1961-62

C Jerry Windham	Jr.	6-6	9.8 ppg	9.1 rpg
F Carroll Broussard	Sr.	6-5	17.3 ppg	8.5 rpg
F Benny Johnson	Jr.	6-3	10.8 ppg	5.7 rpg
G Bennie Lenox	So.	6-2	10.6 ppg	2.8 rpg
G Tommy Smith	Sr.	6-2	7.5 ppg	2.2 rpg

1962-63

C Jerry Windham	Sr.	6-6	12.8 ppg	10.6 rpg
F Lee Walker	Sr.	6-7	9.8 ppg	7.7 rpg
F Bill Robinette	Jr.	6-6	4.4 ppg	5.0 rpg
G Bennie Lenox	Jr.	6-2	23.7 ppg	3.8 rpg
G Gerald Woodard	Jr.	6-3	9.5 ppg	4.6 rpg

1963-64

C John Beasley	So.	6-8	12.3 ppg	9.5 rpg
F Bill Robinette	Sr.	6-7	7.8 ppg	6.3 rpg
F Tim Timmerman	So.	6-7	6.2 ppg	4.4 rpg
G Bennie Lenox	Sr.	6-2	20.8 ppg	3.7 rpg
G Paul Timmins	Jr.	5-11	7.2 ppg	2.1 rpg

1964-65

C John Beasley	Jr.	6-9	25.8 ppg	10.9 rpg
F Ken Norman	Sr.	6-6	12.3 ppg	5.3 rpg
F Tim Timmerman	Jr.	6-7	4.7 ppg	2.9 rpg
G Dick Stringfellow	Jr.	6-4	6.9 ppg	3.9 rpg
G Paul Timmins	Sr.	6-0	12.6 ppg	2.3 rpg

1965-66

C John Beasley	Sr.	6-9	27.8 ppg	11.9 rpg
F Randy Matson	So.	6-7	8.2 ppg	10.1 rpg
F Dick Stringfellow	Sr.	6-4	9.9 ppg	4.4 rpg
G Dick Rector	Jr.	6-1	9.1 ppg	4.7 rpg
G Eddie Dominguez	Sr.	5-10	9.4 ppg	2.6 rpg

1966-67

C Ronnie Peret	So.	6-9	11.9 ppg	8.5 rpg
F Buzzy Myatt	Jr.	6-5	6.9 ppg	4.0 rpg
F Billy Bob Barnett	So.	6-4	11.9 ppg	7.2 rpg
G J. Underwood	Jr.	6-3	9.3 ppg	4.1 rpg
G Sonny Benefield	So.	6-1	11.2 ppg	1.9 rpg

1967-68

C Ronnie Peret	Jr.	6-9	16.7 ppg	11.1 rpg
F Mike Heitmann	So.	6-4	9.8 ppg	5.7 rpg
F Billy Bob Barnett	Jr.	6-4	13.4 ppg	6.6 rpg
G J. Underwood	Sr.	6-3	12.1 ppg	4.0 rpg
G Sonny Benefield	Jr.	6-1	8.0 ppg	2.3 rpg

1968-69

C Ronnie Peret	Sr.	6-9	15.7 ppg	9.7 rpg
F Mike Heitmann	Jr.	6-4	14.3 ppg	4.2 rpg
F Billy Bob Barnett	Sr.	6-5	17.4 ppg	8.8 rpg
G Bill Cooksey	So.	6-2	5.5 ppg	2.4 rpg
G Sonny Benefield	Sr.	6-1	11.9 ppg	2.5 rpg

1969-70

C Steve Niles	Jr.	7-0	14.0 ppg	10.9 rpg
F Mike Heitmann	Sr.	6-4	19.5 ppg	5.2 rpg
F Chuck Smith	Jr.	6-5	11.1 ppg	8.8 rpg
G Bill Cooksey	Jr.	6-2	12.2 ppg	3.1 rpg
G Pat Kavanaugh	Jr.	6-0	9.0 ppg	3.5 rpg

1970-71

C Steve Niles	Sr.	7-0	14.0 ppg	9.1 rpg
F Jeff Overhouse	So.	6-7	13.3 ppg	8.7 rpg
F Chuck Smith	Sr.	6-5	9.1 ppg	6.9 rpg
G Bill Cooksey	Sr.	6-2	7.1 ppg	2.1 rpg
G Charlie Jenkins	So.	6-1	5.6 ppg	2.7 rpg

1971-72

C Jeff Overhouse	Jr.	6-7	17.2 ppg	10.0 rpg
F Randy Knowles	So.	6-6	12.8 ppg	9.1 rpg
F Wayne Howard	Jr.	6-4	11.9 ppg	5.4 rpg
G Mario Brown	Jr.	6-2	14.6 ppg	3.5 rpg
G Charlie Jenkins	Jr.	6-1	1.8 ppg	1.2 rpg

ALL-TIME STARTING LINEUPS SINCE 1951-52

1972-73

C Cedric Joseph..... Sr.....	6-7	14.3 ppg	9.7 rpg
F Randy Knowles..... Jr.....	6-6	17.4 ppg	9.7 rpg
F Chuck Tone..... Jr.....	6-7	6.4 ppg	2.4 rpg
G Mario Brown..... Sr.....	6-2	13.4 ppg	2.2 rpg
G Mike Floyd..... So.....	5-10	12.5 ppg	2.0 rpg

1973-74

C Jerry Mercer..... Jr.....	6-8	12.5 ppg	9.3 rpg
F Randy Knowles..... Sr.....	6-6	16.8 ppg	7.5 rpg
F John Thornton..... Jr.....	6-7	12.7 ppg	7.1 rpg
G Mike Johnson..... Fr.....	6-4	8.4 ppg	1.9 rpg
G Mike Floyd..... Jr.....	5-10	10.5 ppg	1.6 rpg

1974-75

C Jerry Mercer..... Sr.....	6-8	4.1 ppg	3.1 rpg
F Barry Davis..... Jr.....	6-6	13.3 ppg	7.6 rpg
F John Thornton..... Sr.....	6-7	9.9 ppg	4.9 rpg
G Sonny Parker..... Jr.....	6-6	14.7 ppg	5.9 rpg
G Mike Floyd..... Sr.....	5-10	8.3 ppg	1.1 rpg

1975-76

F Jarvis Williams..... Fr.....	6-6	7.9 ppg	5.6 rpg
F Barry Davis..... Sr.....	6-6	16.2 ppg	9.8 rpg
F Sonny Parker..... Sr.....	6-7	20.7 ppg	8.4 rpg
G Karl Godine..... Fr.....	6-3	12.6 ppg	2.6 rpg
G Ray Roberts..... Sr.....	6-4	10.6 ppg	4.7 rpg

1976-77

C Wally Swanson..... So.....	6-8	12.8 ppg	8.8 rpg
F Steve Jones..... Sr.....	6-7	16.6 ppg	4.9 rpg
F Willie Foreman..... Jr.....	6-7	12.0 ppg	4.7 rpg
G Steve Sylestine..... Fr.....	6-4	5.6 ppg	3.5 rpg
G Dave Goff..... Fr.....	5-10	7.0 ppg	2.2 rpg

1977-78

C Wally Swanson..... Jr.....	6-8	5.8 ppg	3.8 rpg
F Vernon Smith..... Fr.....	6-7	14.0 ppg	8.4 rpg
F Willie Foreman..... Jr.....	6-7	14.9 ppg	5.4 rpg
G Steve Sylestine..... So.....	6-4	4.4 ppg	1.9 rpg
G Dave Goff..... So.....	5-10	5.5 ppg	2.6 rpg

1978-79

C Rudy Woods..... Fr.....	6-11	13.9 ppg	8.7 rpg
F Vernon Smith..... So.....	6-7	16.0 ppg	8.1 rpg
F Rynn Wright..... So.....	6-6	13.2 ppg	7.9 rpg
G David Britton..... Jr.....	6-4	10.2 ppg	3.3 rpg
G Dave Goff..... Jr.....	5-10	5.1 ppg	1.9 rpg

1979-80

C Rudy Woods..... So.....	6-11	11.0 ppg	7.6 rpg
F Vernon Smith..... Jr.....	6-7	14.8 ppg	7.5 rpg
F Rynn Wright..... Jr.....	6-6	14.1 ppg	7.1 rpg
G David Britton..... Sr.....	6-4	12.0 ppg	2.9 rpg
G Dave Goff..... Sr.....	5-10	5.5 ppg	1.6 rpg

1980-81

C Claude Riley..... So.....	6-9	10.6 ppg	6.2 rpg
F Vernon Smith..... Sr.....	6-7	14.7 ppg	8.9 rpg
F Rynn Wright..... Sr.....	6-6	13.0 ppg	7.4 rpg
G Milton Woodley..... Jr.....	6-1	4.0 ppg	1.6 rpg
G Reggie Roberts..... Fr.....	6-2	9.7 ppg	2.4 rpg

1981-82

C Claude Riley..... Jr.....	6-9	16.3 ppg	10.2 rpg
F Roy Jones..... Jr.....	6-7	7.0 ppg	4.3 rpg
F Tyren Naulls..... Jr.....	6-4	12.0 ppg	3.0 rpg
G Milton Woodley..... Sr.....	6-1	6.7 ppg	2.3 rpg
G Reggie Roberts..... So.....	6-2	11.7 ppg	2.6 rpg

1982-83

C Jimmie Gilbert..... Fr.....	6-9	6.2 ppg	5.8 rpg
F Claude Riley..... Sr.....	6-10	14.2 ppg	9.2 rpg
F Roy Jones..... Sr.....	6-7	7.4 ppg	4.2 rpg
G Tyren Naulls..... Sr.....	6-4	12.2 ppg	3.2 rpg
G Reggie Roberts..... Jr.....	6-2	11.1 ppg	2.9 rpg

1983-84

C Jimmie Gilbert..... So.....	6-9	8.0 ppg	7.6 rpg
F Winston Crite..... Fr.....	6-7	8.8 ppg	6.1 rpg
F Al Pulliam..... So.....	6-7	6.7 ppg	3.1 rpg
G Kenny Brown..... So.....	6-4	11.8 ppg	3.7 rpg
G Todd Holloway..... Fr.....	6-0	12.0 ppg	2.4 rpg

1984-85

C Jimmie Gilbert..... Jr.....	6-9	5.6 ppg	5.3 rpg
F Winston Crite..... So.....	6-7	12.1 ppg	8.2 rpg
F Kenny Brown..... Jr.....	6-4	17.4 ppg	4.2 rpg
G Don Marbury..... Jr.....	6-3	16.0 ppg	5.0 rpg
G Todd Holloway..... So.....	6-0	10.2 ppg	2.3 rpg

1985-86

C Jimmie Gilbert..... Sr.....	6-9	12.1 ppg	7.3 rpg
F Winston Crite..... Jr.....	6-7	13.3 ppg	8.0 rpg
F Mike Clifford..... Jr.....	6-6	1.1 ppg	3.6 rpg
G Don Marbury..... Sr.....	6-3	21.8 ppg	4.5 rpg
G Todd Holloway..... Jr.....	6-0	9.8 ppg	2.9 rpg

1986-87

C Winston Crite..... Sr.....	6-7	16.8 ppg	7.4 rpg
F John Trezvant..... Jr.....	6-7	10.3 ppg	6.3 rpg
F Mike Clifford..... Sr.....	6-6	3.4 ppg	7.3 rpg
G Keron Graves..... Jr.....	6-4	8.1 ppg	2.7 rpg
G Todd Holloway..... Sr.....	6-0	12.7 ppg	2.6 rpg

1987-88

C Doug Dennis..... Jr.....	6-8	8.4 ppg	3.7 rpg
F Donald Thompson..... Jr.....	6-7	13.9 ppg	7.5 rpg
F Keron Graves..... Sr.....	6-4	10.1 ppg	4.4 rpg
G Freddie Ricks..... Fr.....	6-2	7.9 ppg	2.0 rpg
G Darryl McDonald..... Sr.....	6-4	16.0 ppg	4.4 rpg

1988-89

C Donald Thompson..... Sr.....	6-7	17.9 ppg	7.9 rpg
F Ray Little..... Jr.....	6-6	4.3 ppg	3.8 rpg
F David Williams..... Jr.....	6-6	8.6 ppg	4.5 rpg
G Freddie Ricks..... So.....	6-2	9.2 ppg	3.0 rpg
G Tony Milton..... Jr.....	6-0	12.5 ppg	4.2 rpg

1989-90

C David Harris..... Jr.....	6-10	10.9 ppg	7.8 rpg
F Darren Rhea..... Sr.....	6-9	9.5 ppg	6.8 rpg
F Ray Little..... Sr.....	6-6	4.6 ppg	6.9 rpg
G Freddie Ricks..... Jr.....	6-2	9.9 ppg	3.5 rpg
G Tony Milton..... Sr.....	6-0	20.6 ppg	5.0 rpg

1990-91

C Shedrick Anderson..... Jr.....	6-8	12.1 ppg	6.5 rpg
F Rashone Lewis..... Jr.....	6-5	11.4 ppg	6.4 rpg
F Freddie Ricks..... Sr.....	6-2	7.9 ppg	2.9 rpg
G Lynn Suber..... Sr.....	6-2	12.9 ppg	2.6 rpg
G Brooks Thompson..... So.....	6-4	14.5 ppg	3.1 rpg

1991-92

C Shedrick Anderson..... Sr.....	6-8	10.8 ppg	6.5 rpg
F Damon Johnson..... Fr.....	6-5	15.6 ppg	7.7 rpg
F Corey Henderson..... Fr.....	6-6	4.5 ppg	4.6 rpg
G Chuck Henderson..... So.....	6-2	8.0 ppg	1.6 rpg
G David Edwards..... So.....	5-9	13.8 ppg	4.0 rpg

1992-93

C Brett Murry..... Jr.....	6-7	9.6 ppg	4.7 rpg
F Damon Johnson..... So.....	6-5	15.2 ppg	6.6 rpg
F Tony McGinnis..... So.....	6-5	9.3 ppg	3.1 rpg
G Chuck Henderson..... Jr.....	6-2	9.5 ppg	2.7 rpg
G David Edwards..... Jr.....	5-9	13.3 ppg	5.1 rpg



ALL-TIME STARTING LINEUPS

1993-94

C Brett Murry..... Sr..... 6-7..... 10.3 ppg..... 6.6 rpg
F Damon Johnson..... Jr..... 6-5..... 9.3 ppg..... 4.5 rpg
F Tony McGinnis..... Jr..... 6-5..... 10.0 ppg..... 3.6 rpg
G Chuck Henderson..... Sr..... 6-2..... 9.7 ppg..... 2.1 rpg
G David Edwards..... Sr..... 5-9..... 13.5 ppg..... 5.6 rpg

1994-95

C Damon Johnson..... Sr..... 6-5..... 9.6 ppg..... 7.8 rpg
F Joe Wilbert..... Sr..... 6-6..... 22.9 ppg..... 7.5 rpg
F Tony McGinnis..... Sr..... 6-5..... 15.2 ppg..... 4.3 rpg
G Waseem Ali..... Fr..... 6-4..... 2.5 ppg..... 1.4 rpg
G Kyle Kessel..... Fr..... 6-0..... 6.4 ppg..... 2.5 rpg

1995-96

C Brad Stricker..... Fr..... 6-11..... 5.4 ppg..... 2.8 rpg
F Dario Quesada..... So..... 6-9..... 11.0 ppg..... 5.9 rpg
F Gary Nottingham..... Jr..... 6-6..... 9.2 ppg..... 5.8 rpg
G Tracy Anderson..... Jr..... 6-2..... 13.3 ppg..... 3.5 rpg
G Kyle Kessel..... So..... 6-0..... 5.2 ppg..... 2.3 rpg

1996-97

C Dario Quesada..... Jr..... 6-9..... 6.2 ppg..... 6.3 rpg
F Calvin Davis..... So..... 6-8..... 13.3 ppg..... 7.0 rpg
F Shanne Jones..... So..... 6-5..... 11.3 ppg..... 4.1 rpg
G Jerald Brown..... Fr..... 6-8..... 10.1 ppg..... 3.9 rpg
G Tracey Anderson..... Sr..... 6-2..... 11.7 ppg..... 3.0 rpg

1997-98

C Larry Thompson..... Sr..... 6-9..... 7.3 ppg..... 5.9 rpg
F Jerald Brown..... So..... 6-8..... 7.4 ppg..... 4.2 rpg
F Shanne Jones..... Jr..... 6-5..... 18.0 ppg..... 6.7 rpg
G Steve Houston..... So..... 6-1..... 9.5 ppg..... 3.7 rpg
G Brian Barone..... So..... 6-0..... 3.2 ppg..... 2.2 rpg

1998-99

C Joe White..... Fr..... 6-10..... 6.0 ppg..... 3.4 rpg
F Shanne Jones..... Sr..... 6-5..... 14.3 ppg..... 6.0 rpg
F Jerald Brown..... Jr..... 6-8..... 5.9 ppg..... 3.6 rpg
G Chris Clayton..... Sr..... 6-3..... 8.7 ppg..... 2.3 rpg
G Clifton Cook..... Jr..... 6-1..... 15.6 ppg..... 5.4 rpg

1999-00

C Andy Slocum..... Fr..... 6-11..... 4.9 ppg..... 3.1 rpg
F Aaron Jack..... Jr..... 6-8..... 8.2 ppg..... 6.5 rpg
F Jerald Brown..... Sr..... 6-8..... 5.4 ppg..... 3.3 rpg
G Bernard King..... Fr..... 6-4..... 16.9 ppg..... 4.8 rpg
G Jamaal Gilchrist..... Fr..... 5-11..... 9.4 ppg..... 3.8 rpg

2000-01

F Keith Bean..... So..... 6-9..... 7.0 ppg..... 5.5 rpg
F Carlton Brown..... Sr..... 6-6..... 9.8 ppg..... 5.2 rpg
F Nick Anderson..... Fr..... 6-6..... 10.3 ppg..... 5.2 rpg
G Bernard King..... So..... 6-4..... 18.0 ppg..... 3.8 rpg
G Andy Leatherman..... Jr..... 6-2..... 6.3 ppg..... 2.9 rpg

2001-02

C Andy Slocum..... So..... 7-0..... 6.8 ppg..... 6.4 rpg
F Nick Anderson..... So..... 6-6..... 10.1 ppg..... 5.1 rpg
F Jesse King..... So..... 6-7..... 7.5 ppg..... 3.6 rpg
G Bernard King..... Jr..... 6-4..... 17.2 ppg..... 4.7 rpg
G Bradley Jackson..... Jr..... 5-11..... 4.9 ppg..... 2.1 rpg

2002-03

C Keith Bean..... Sr..... 6-8..... 5.9 ppg..... 4.9 rpg
F Tomas Ress..... Jr..... 7-0..... 5.8 ppg..... 3.9 rpg
F Antoine Wright..... Fr..... 6-7..... 14.5 ppg..... 6.6 rpg
G Bernard King..... Sr..... 6-4..... 17.0 ppg..... 4.0 rpg
G Bradley Jackson..... Sr..... 5-11..... 4.4 ppg..... 1.6 rpg

2003-04

C Andy Slocum..... Sr..... 7-0..... 7.9 ppg..... 8.8 rpg
F Jesse King..... Sr..... 6-7..... 11.7 ppg..... 5.6 rpg
F Antoine Wright..... So..... 6-7..... 13.5 ppg..... 4.1 rpg
G Leandro G. Morales..... Sr..... 6-1..... 6.5 ppg..... 2.3 rpg
G Acie Law IV..... Fr..... 6-3..... 7.5 ppg..... 2.1 rpg

2004-05

Joseph Jones..... Fr..... 6-9..... 12.7 ppg..... 7.3 rpg
Chris Walker..... Jr..... 6-5..... 4.5 ppg..... 3.1 rpg
Antoine Wright..... Jr..... 6-7..... 17.8 ppg..... 6.0 rpg
Dominique Kirk..... Fr..... 6-3..... 6.6 ppg..... 2.3 rpg
Acie Law IV..... So..... 6-3..... 12.0 ppg..... 3.5 rpg

2005-06

Joseph Jones..... So..... 6-9..... 15.3 ppg..... 6.5 rpg
Marlon Pompey..... Jr..... 6-8..... 5.3 ppg..... 3.4 rpg
Chris Walker..... Sr..... 6-5..... 3.8 ppg..... 2.5 rpg
Dominique Kirk..... So..... 6-3..... 6.9 ppg..... 3.5 rpg
Acie Law IV..... Jr..... 6-3..... 16.1 ppg..... 3.4 rpg

2006-07

Joseph Jones..... Jr..... 6-9..... 13.4 ppg..... 6.8 rpg
A. Kavaliauskas..... Sr..... 6-10..... 11.9 ppg..... 6.3 rpg
Josh Carter..... So..... 6-7..... 11.8 ppg..... 4.0 rpg
Dominique Kirk..... Jr..... 6-3..... 7.2 ppg..... 3.3 rpg
Acie Law IV..... Sr..... 6-3..... 18.1 ppg..... 3.3 rpg

2007-08

C Joseph Jones..... Sr..... 6-9..... 10.3 ppg..... 5.4 rpg
F Bryan Davis..... So..... 6-9..... 8.7 ppg..... 4.9 rpg
G Josh Carter..... Jr..... 6-7..... 12.2 ppg..... 3.9 rpg
G Dominique Kirk..... Sr..... 6-3..... 8.4 ppg..... 3.6 rpg
G Donald Sloan..... So..... 6-3..... 9.5 ppg..... 4.0 rpg

2008-09

C Chinemelu Elonu..... Jr..... 6-10..... 9.8 ppg..... 7.3 rpg
F Bryan Davis..... Jr..... 6-9..... 10.8 ppg..... 6.5 rpg
G Josh Carter..... Sr..... 6-7..... 13.8 ppg..... 4.3 rpg
G Derrick Roland..... Jr..... 6-4..... 6.3 ppg..... 2.5 rpg
G Donald Sloan..... Jr..... 6-3..... 11.8 ppg..... 3.6 rpg

2009-10

G Dash Harris..... So..... 6-1..... 4.9 ppg..... 3.2 rpg
G Donald Sloan..... Sr..... 6-3..... 17.8 ppg..... 3.6 rpg
F Khris Middleton..... Fr..... 6-7..... 7.2 ppg..... 3.7 rpg
F David Loubeau..... So..... 6-8..... 9.2 ppg..... 4.7 rpg
C Bryan Davis..... Sr..... 6-9..... 9.6 ppg..... 8.1 rpg

2010-11

G Dash Harris..... Jr..... 6-1..... 4.2 ppg..... 2.6 rpg
G B.J. Holmes..... Sr..... 5-11..... 9.7 ppg..... 2.8 rpg
F Khris Middleton..... So..... 6-7..... 14.4 ppg..... 5.2 rpg
F Nathan Walkup..... Sr..... 6-7..... 9.4 ppg..... 5.5 rpg
F David Loubeau..... Jr..... 6-8..... 11.8 ppg..... 5.0 rpg

2011-12

G Dash Harris..... Sr..... 6-1..... 6.0 ppg..... 3.0 rpg
G Elston Turner..... Jr..... 6-5..... 13.8 ppg..... 3.6 rpg
F Khris Middleton..... Jr..... 6-7..... 13.2 ppg..... 5.0 rpg
F David Loubeau..... Jr..... 6-8..... 11.0 ppg..... 4.6 rpg
F Ray Turner..... Jr..... 6-9..... 9.1 ppg..... 5.5 rpg

2012-13

G Fabyon Harris..... Jr..... 5-11..... 12.0 ppg..... 2.3 rpg
G Elston Turner..... Sr..... 6-5..... 17.5 ppg..... 3.0 rpg
G Alex Caruso..... Sr..... 6-5..... 5.5 ppg..... 3.2 rpg
F Kourtney Roberson..... So..... 6-9..... 6.9 ppg..... 6.6 rpg
F Ray Turner..... Sr..... 6-9..... 9.2 ppg..... 6.2 rpg

2013-14

G Alex Caruso..... So..... 6-5..... 9.0 ppg..... 3.6 rpg
G Jordan Green..... Jr..... 6-5..... 6.9 ppg..... 2.3 rpg
G Jamal Jones..... Jr..... 6-8..... 13.4 ppg..... 4.1 rpg
F Antwan Space..... So..... 6-8..... 6.4 ppg..... 4.7 rpg
F Kourtney Roberson..... Jr..... 6-9..... 9.8 ppg..... 6.8 rpg

ALL-TIME STARTING LINEUPS & IN-SEASON TOURNAMENT TITLES

2014-15

G Alex Caruso.....	Jr.	6-5	9.1 ppg	3.8 rpg
G Jordan Green.....	Sr.	6-5	6.9 ppg	2.3 rpg
G Danuel House.....	Jr.	6-7	14.8 ppg	3.8 rpg
F Jalen Jones.....	Jr.	6-7	13.7 ppg	6.6 rpg
F Kourtney Roberson.....	Sr.	6-9	8.8 ppg	6.5 rpg

2015-16

G Anthony Collins.....	Sr.	6-1	4.5 ppg	1.5 rpg
G Alex Caruso.....	Sr.	6-5	8.1 ppg	3.6 rpg
G Danuel House.....	Sr.	6-7	15.6 ppg	4.8 rpg
F Jalen Jones.....	Sr.	6-7	15.3 ppg	7.2 rpg
F Tyler Davis.....	Fr.	6-10	11.3 ppg	6.2 rpg

2016-17

G J.C. Hampton.....	Sr.	6-1	6.7 ppg	2.0 rpg
G Admon Gilder.....	So.	6-4	13.7 ppg	3.9 rpg
F T. Trocha-Morelos.....	Jr.	6-10	8.1 ppg	5.2 rpg
F Robert Williams.....	Fr.	6-9	11.9 ppg	8.2 rpg
F Tyler Davis.....	So.	6-10	14.1 ppg	7.0 rpg

2017-18

G TJ Starks.....	Fr.	6-2	9.9 ppg	2.0 rpg
G Admon Gilder.....	Jr.	6-4	12.3 ppg	4.1 rpg
F D.J. Hogg.....	Jr.	6-9	11.1 ppg	5.3 rpg
F Robert Williams.....	So.	6-10	10.4 ppg	9.2 rpg
F Tyler Davis.....	Jr.	6-10	14.9 ppg	8.9 rpg

2018-19

G TJ Starks.....	So.	6-2	12.3 ppg	2.2 rpg
G Wendell Mitchell.....	Jr.	6-3	13 ppg	4.2 rpg
G Brandon Mahan.....	So.	6-5	5.9 ppg	2.8 rpg
F Savion Flagg.....	So.	6-7	13.9 ppg	7.7 rpg
F Christian Mekowulu.....	Sr.	6-8	8.3 ppg	6.4 rpg

2019-20

G Andre Gordon.....	Fr.	6-2	6.3 ppg	2.1 rpg
G Wendell Mitchell.....	Sr.	6-3	10.2 ppg	2.7 rpg
G Savion Flagg.....	Jr.	6-7	10.4 ppg	5.1 rpg
F Emanuel Miller.....	Fr.	6-7	6.4 ppg	6.3 rpg
F Josh Nebo.....	Sr.	6-9	12.5 ppg	6.2 rpg

2020-21

G Andre Gordon.....	So.	6-2	8.3 ppg	2.4 rpg
G Quenton Jackson.....	Sr.	6-5	10.4 ppg	2.4 rpg
G Savion Flagg.....	Sr.	6-7	8.8 ppg	4.5 rpg
F Emanuel Miller.....	So.	6-7	16.2 ppg	8.2 rpg
F Jonathan Aku.....	So.	6-10	1.8 ppg	3.2 rpg

2021-22

G Marcus Williams.....	So.	6-2	7.9 ppg	2.2 rpg
G Andre Gordon.....	Jr.	6-2	5.4 ppg	2.2 rpg
G Tyrece Radford.....	Jr.	6-2	10.9 ppg	6.2 rpg
G Manny Obaseki.....	Fr.	6-4	3.6 ppg	1.8 rpg
F Henry Coleman III.....	So.	6-8	11.0 ppg	6.2 rpg

Year	Tournament	Site	Results
1958	SWC Holiday Tournament	Houston	Beat Texas Tech (66-58), Rice (60-59) and TCU (61-45)
1959	SWC Holiday Tournament	Houston	Beat TCU (72-61), Texas (84-74) and SMU (58-55)
1967	Washington Tournament	Seattle, Wash.	Beat Seattle (80-72) and San Francisco (77-75)
1969	Poinsettia Classic	Greenville, S.C.	Beat Furman (68-66), and Northwestern (93-91, OT)
1972	Presidential Classic	Washington, D.C.	Beat George Washington (72-64) and Virginia Tech (66-62, OT)
1974	VCU Tournament	Richmond, Va.	Beat Fairfield (62-57) and Virginia Commonwealth (84-70)
1978	Golden Gate Invitational	San Francisco	Beat UNLV (101-99) and San Francisco (68-65)
1978	Vermont Classic	Burlington, Vermont	Beat Air Force (73-66) and Vermont (104-76)
1979	Runnin' Rebel Classic	Las Vegas, Nev.	Beat North Texas (97-56) and UNLV (77-73)
1980	First Union Invitational	Charlotte, N.C.	Beat UNC Charlotte (75-64) and Davidson (76-62)
1980	Virginia Tech Invitational	Blacksburg, Va.	Beat James Madison (51-47) and Virginia Tech (55-52)
1984	Triple A Invitational	Des Moines, Iowa	Beat Valparaiso (76-66) and Drake (66-49)
1986	Connecticut Mutual Classic	Storrs, Conn.	Beat Lehigh (80-60) and Hartford (79-66)
1987	Jowers Jamboree	San Marcos, Texas	Beat Stephen F. Austin (72-67) and Texas Southern (85-64)
1987	Met Life Classic	San Francisco	Beat Iona (78-73, OT) and Valparaiso (72-67)
1989	Golden Panthers Classic	Miami, Fla.	Beat Holy Cross (96-93) and Florida International (114-90)
2007	NIT Season Tip-Off	College Station New York City	Beat Oral Roberts (67-53) and UTEP (81-76) Beat Washington (77-63) and Ohio State (70-47)
2017	Legends Classic	Brooklyn, N.Y.	Beat Oklahoma State (72-55) and Penn State (98-87)



The Aggies have claimed 18 in-season tournaments championships dating back to the 1958 Southwest Conference Holiday Tournament and most recently the 2017 Legends Classic at Brooklyn's Barclays Center.



1,000-POINT CLUB

1. Bernard King.....1,990

Year	G	FG-FGA	FT-FTA	Pts.	Avg.
1999-00	28	155-410	85-102	474	16.9
2000-01	30	168-416	142-209	540	18.0
2001-02	30	171-422	122-168	517	17.2
2002-03	27	141-319	139-182	459	17.0
Total	115	635-1567	488-680	1990	17.3

2. Vernon Smith1,778

Year	G	FG-FGA	FT-FTA	Pts.	Avg.
1977-78	27	169-360	39-64	377	14.0
1978-79	33	242-505	44-63	528	16.0
1979-80	32	211-447	61-82	474	14.8
1980-81	27	174-388	51-70	399	14.7
Total	119	796-1700	195-279	1778	14.9

3. Joseph Jones1,679

Year	G	FG-FGA	FT-FTA	Pts.	Avg.
2004-05	31	142-246	109-174	394	12.7
2005-06	30	155-305	147-200	459	15.3
2006-07	34	159-288	125-160	455	13.4
2007-08	36	132-274	113-193	371	10.3
Total	131	588-1113	494-727	1679	12.8

4. Acie Law IV1,669

Year	G	FG-FGA	FT-FTA	Pts.	Avg.
2003-04	27	75-194	41-54	202	7.5
2004-05	31	140-284	63-88	371	12.0
2005-06	30	174-388	97-127	482	16.1
2006-07	34	216-432	144-185	614	18.1
Total	122	605-1298	345-454	1669	13.7

5. John Beasley1,594

Year	G	FG-FGA	FT-FTA	Pts.	Avg.
1963-64	25	121-271	65-85	307	12.3
1964-65	24	250-557	119-154	619	25.8
1965-66	24	246-552	176-216	668	27.8
Total	73	617-1380	360-455	1594	21.8

6. Winston Crite1,576

Year	G	FG-FGA	FT-FTA	Pts.	Avg.
1983-84	30	105-198	56-83	266	8.8
1984-85	30	140-247	83-128	363	12.1
1985-86	32	166-286	94-134	426	13.3
1986-87	31	203-362	115-173	521	16.8
Total	123	614-1093	348-418	1576	12.8

7. Josh Carter1,566

Year	G	FG-FGA	FT-FTA	Pts.	Avg.
2005-06	31	84-196	31-45	256	8.3
2006-07	34	130-264	56-72	402	11.8
2007-08	36	146-347	69-84	440	12.2
2008-09	34	143-330	105-124	468	13.8
Total	135	503-1137	261-325	1566	11.7

8. Donald Sloan1,522

Year	G	FG-FGA	FT-FTA	Pts.	Avg.
2006-07	34	67-137	28-42	176	5.2
2007-08	36	120-287	76-113	341	9.5
2008-09	34	132-340	107-144	401	11.8
2009-10	34	200-450	157-204	604	17.8
Total	138	519-1214	368-503	1522	11.0

9. Rynn Wright1,495

Year	G	FG-FGA	FT-FTA	Pts.	Avg.
1977-78	26	91-162	39-66	221	8.5
1978-79	33	191-367	55-89	437	13.2
1979-80	34	188-382	95-136	485	14.1
1980-81	27	142-309	68-107	352	13.0
Total	120	612-1220	257-398	1495	12.5

10. Claude Riley1,383

Year	G	FG-FGA	FT-FTA	Pts.	Avg.
1979-80	34	68-146	43-55	176	5.2
1980-81	27	123-262	41-65	287	10.6
1981-82	31	193-428	120-148	506	16.3
1982-83	29	171-329	72-97	414	14.2
Total	121	555-1165	276-365	1383	11.4

11. Carroll Broussard1,382

Year	G	FG-FGA	FT-FTA	Pts.	Avg.
1959-60	24	152-335	126-161	430	17.9
1960-61	24	189-419	160-198	538	22.4
1961-62	24	152-330	110-149	414	17.3
Total	72	493-1084	396-508	1382	19.2

12. Tyler Davis1,363

Year	G	FG-FGA	FT-FTA	Pts.	Avg.
2015-16	36	150-229	105-168	405	11.3
2016-17	31	166-269	106-153	438	14.1
2017-18	35	206-352	101-162	520	14.9
Total	102	522-850	312-483	1363	13.4

13. Bennie Lenox1,344

Year	G	FG-FGA	FT-FTA	Pts.	Avg.
1961-62	24	91-207	73-97	255	10.6
1962-63	24	189-401	190-231	568	23.7
1963-64	25	190-425	141-177	521	20.8
Total	73	470-1033	404-505	1344	18.4

14. Antoine Wright1,338

Year	G	FG-FGA	FT-FTA	Pts.	Avg.
2002-03	28	144-396	55-90	406	14.5
2003-04	28	130-353	72-115	379	13.5
2004-05	30	193-385	96-139	553	17.8
Total	86	467-1134	223-344	1338	15.4

15. Todd Holloway1,331

Year	G	FG-FGA	FT-FTA	Pts.	Avg.
1983-84	29	128-294	92-128	348	12.0
1984-85	27	111-263	54-85	276	10.2
1985-86	32	114-253	84-108	312	9.8
1986-87	31	146-340	93-133	395	12.7
Total	119	499-1150	323-454	1331	11.2

16. Rudy Woods1,272

Year	G	FG-FGA	FT-FTA	Pts.	Avg.
1978-79	33	199-320	61-102	459	13.9
1979-80	34	159-270	55-95	373	11.0
1980-81	13	48-85	10-22	106	8.2
1981-82	31	130-243	74-117	334	10.8
Total	111	536-918	200-336	1272	11.5

17. Damon Johnson1,243

Year	G	FG-FGA	FT-FTA	Pts.	Avg.
1991-92	17	97-172	72-119	266	15.6
1992-93	27	167-288	76-130	410	15.2
1993-94	30	112-204	54-86	278	9.3
1994-95	30	104-194	81-111	289	9.6
Total	104	480-858	283-446	1243	12.0

18. Tony McGinnis1,240

Year	G	FG-FGA	FT-FTA	Pts.	Avg.
1991-92	28	85-215	52-77	233	8.3
1992-93	27	99-178	52-81	252	9.3
1993-94	30	112-204	74-101	299	10.0
1994-95	30	160-323	129-165	456	15.2
Total	115	456-920	307-424	1240	10.8

19. Randy Knowles 1,222

Year	G	FG-FGA	FT-FTA	Pts.	Avg.
1971-72	26	123-295	86-114	332	12.8
1972-73	26	183-403	86-101	452	17.4
1973-74	26	170-418	98-122	438	16.8
Total	78	476-1116	270-337	1222	15.7

20. David Loubeau 1,215

Year	G	FG-FGA	FT-FTA	Pts.	Avg.
2008-09	34	62-125	34-68	158	4.6
2009-10	34	130-242	54-96	314	9.2
2010-11	33	145-291	101-137	391	11.8
2011-12	32	135-284	80-107	352	11.0
Total	133	472-942	269-408	1215	9.1

21. Shanne Jones 1,179

Year	G	FG-FGA	FT-FTA	Pts.	Avg.
1996-97	27	121-268	61-105	305	11.3
1997-98	27	189-375	108-185	487	18.0
1998-99	27	138-256	110-175	387	14.3
Total	81	448-899	279-465	1179	14.6

22. Don Marbury 1,162

Year	G	FG-FGA	FT-FTA	Pts.	Avg.
1984-85	29	182-345	101-143	465	16.0
1985-86	32	285-538	127-180	697	21.8
Total	61	467-883	228-323	1162	19.1

23. Jeff Overhouse 1,162

Year	G	FG-FGA	FT-FTA	Pts.	Avg.
1970-71	26	128-282	89-133	345	13.3
1971-72	26	159-323	128-178	446	17.2
1972-73	26	147-322	77-109	371	14.3
Total	78	434-927	294-420	1162	14.9

24. Kenny Brown 1,159

Year	G	FG-FGA	FT-FTA	Pts.	Avg.
1982-83	31	132-271	26-34	298	9.6
1983-84	30	152-318	51-70	355	11.8
1984-85	29	209-418	88-104	506	17.4
Total	90	493-1007	165-208	1159	12.9

25. David Edwards 1,144

Year	G	FG-FGA	FT-FTA	Pts.	Avg.
1991-92	28	124-317	103-137	387	13.8
1992-93	27	107-288	113-167	359	13.3
1993-94	30	118-355	124-164	398	13.3
Total	85	349-960	340-468	1144	13.5

26. Lynn Suber 1,133

Year	G	FG-FGA	FT-FTA	Pts.	Avg.
1988-89	30	130-265	41-47	323	10.8
1989-90	31	164-397	57-71	435	14.0
1990-91	29	152-331	36-42	375	12.9
Total	90	446-993	134-160	1133	12.6

27. Joe Wilbert 1,123

Year	G	FG-FGA	FT-FTA	Pts.	Avg.
1993-94	30	166-293	104-166	436	14.5
1994-95	30	253-473	177-245	687	22.9
Total	60	419-766	281-411	1123	18.7

28. Ronnie Peret 1,113

Year	G	FG-FGA	FT-FTA	Pts.	Avg.
1966-67	24	93-227	100-152	286	11.9
1967-68	24	143-262	114-169	400	16.7
1968-69	27	144-255	139-211	427	15.7
Total	75	380-744	353-532	1113	14.8

29. Alex Caruso 1,090

Year	G	FG-FGA	FT-FTA	Pts.	Avg.
2012-13	33	62-166	45-75	182	5.5
2013-14	34	103-224	76-111	306	9.0
2014-15	33	106-229	63-92	301	9.1
2015-16	37	111-221	51-65	301	8.1
Total	137	382-840	235-343	1090	8.0

30. Mike Heitmann 1,089

Year	G	FG-FGA	FT-FTA	Pts.	Avg.
1967-68	24	69-172	97-118	235	9.8
1968-69	27	136-277	114-158	386	14.3
1969-70	24	151-352	166-224	468	19.5
Total	75	356-801	377-500	1089	14.5

31. Kourtney Roberson 1,075

Year	G	FG-FGA	FT-FTA	Pts.	Avg.
2010-11	33	71-122	43-76	185	5.6
2011-12	9	15-25	11-22	41	4.6
2012-13	33	97-155	34-64	228	6.9
2013-14	34	134-229	64-105	332	9.8
2014-15	33	117-186	55-92	289	8.8
Total	142	434-717	207-359	1075	7.6

32. Bryan Davis 1,066

Year	G	FG-FGA	FT-FTA	Pts.	Avg.
2006-07	31	22-54	16-22	60	1.9
2007-08	36	117-220	78-130	313	8.7
2008-09	34	131-242	104-162	366	10.8
2009-10	34	110-228	107-187	327	9.6
Total	135	380-744	305-501	1066	7.9

33. Billy Bob Barnett 1,064

Year	G	FG-FGA	FT-FTA	Pts.	Avg.
1966-67	24	91-193	102-159	284	11.9
1967-68	24	117-249	88-127	322	13.4
1968-69	27	170-322	118-167	458	17.4
Total	75	378-764	308-453	1064	14.2

34. Admon Gilder 1,055

Year	G	FG-FGA	FT-FTA	Pts.	Avg.
2015-16	37	87-202	51-67	260	7.0
2016-17	31	146-340	75-101	425	13.7
2017-18	30	127-277	69-84	370	12.3
Total	98	360-819	195-252	1055	10.8

35. Quenton Jackson 1,035

Year	G	FG-FGA	FT-FTA	Pts.	Avg.
2019-20	29	71-194	95-125	256	8.8
2020-21	18	63-133	39-53	188	10.4
2021-22	40	189-386	169-204	591	14.8
Total	87	323-713	303-382	1035	11.9

36. Savion Flagg 1,030

Year	G	FG-FGA	FT-FTA	Pts.	Avg.
2017-18	30	45-104	20-34	123	4.1
2018-19	32	171-366	57-86	444	13.9
2019-20	30	112-271	38-69	313	10.4
2020-21	17	53-132	23-32	150	8.8
Total	109	381-873	138-221	1030	9.4

37. Jimmie Gilbert 1,025

Year	G	FG-FGA	FT-FTA	Pts.	Avg.
1982-83	31	73-138	47-101	231	7.4
1983-84	30	81-164	78-132	240	8.0
1984-85	30	59-115	50-83	168	5.6
1985-86	32	142-238	102-154	386	12.1
Total	123	355-655	277-470	1025	8.3

38. Tony Milton 1,015

Year	G	FG-FGA	FT-FTA	Pts.	Avg.
1988-89	30	130-282	102-151	376	12.5
1989-90	31	239-496	130-183	639	20.6
Total	61	369-778	132-334	1015	16.6

39. Elston Turner 1,003

Year	G	FG-FGA	FT-FTA	Pts.	Avg.
2011-12	32	150-369	72-91	442	13.8
2012-13	32	199-467	89-105	561	17.5
Total	64	349-836	161-196	1003	15.7



500-REBOUND CLUB

1. Vernon Smith978

Year	G	Reb	Avg.
1977-78	27	227	8.4
1978-79	33	269	8.1
1979-80	32	240	7.5
1980-81	27	242	8.9
Total	119	978	8.2

2. Winston Crite913

Year	G	Reb	Avg.
1983-84	30	184	6.1
1984-85	30	245	8.2
1985-86	32	256	8.0
1986-87	31	228	7.4
Total	123	913	7.4

3. Claude Riley870

Year	G	Reb	Avg.
1977-78	27	227	8.4
1978-79	33	269	8.1
1979-80	32	240	7.5
1980-81	27	242	8.9
Total	121	870	7.2

Rynn Wright870

Year	G	Reb	Avg.
1977-78	26	168	6.5
1978-79	33	261	7.9
1979-80	34	240	7.1
1980-81	27	201	7.4
Total	120	870	7.3

5. Rudy Woods853

Year	G	Reb	Avg.
1978-79	33	286	8.7
1979-80	34	259	7.6
1980-81	13	67	5.1
1981-82	31	241	7.8
Total	111	853	7.7

6. Joseph Jones843

Year	G	Reb	Avg.
2004-05	31	225	7.3
2005-06	30	195	6.5
2006-07	34	230	6.8
2007-08	36	193	5.4
Total	131	843	6.4

7. Kourtney Roberson833

Year	G	Reb	Avg.
2010-11	33	127	3.8
2011-12	9	44	4.9
2012-13	33	219	6.6
2013-14	34	230	6.8
2014-15	33	213	6.5
Total	142	833	5.9

8. Jimmie Gilbert803

Year	G	Reb	Avg.
1982-83	31	181	5.8
1983-84	30	228	7.6
1984-85	30	160	5.3
1985-86	32	234	7.3
Total	123	803	6.5

9. John Beasley784

Year	G	Reb	Avg.
1963-64	25	237	9.5
1964-65	24	261	10.9
1965-66	24	286	11.9
Total	73	784	10.8

10. Bryan Davis757

Year	G	Reb	Avg.
2006-07	31	80	2.6
2007-08	36	178	4.9
2008-09	34	222	6.5
2009-10	34	277	8.1
Total	135	757	5.6

11. Tyler Davis753

Year	G	Reb	Avg.
2015-16	36	224	6.2
2016-17	31	216	7.0
2017-18	35	313	8.9
Total	102	753	7.4

12. Jeff Overhouse739

Year	G	Reb	Avg.
1970-71	26	225	8.7
1971-72	26	261	10.0
1972-73	26	253	9.7
Total	78	739	9.5

13. Ronnie Peret735

Year	G	Reb	Avg.
1966-68	24	205	8.5
1967-68	24	267	11.1
1968-69	27	263	9.7
Total	75	735	9.8

14. Randy Knowles683

Year	G	Reb	Avg.
1971-72	26	237	9.1
1972-73	26	251	9.7
1973-74	26	195	7.5
Total	78	683	8.9

15. Steve Niles680

Year	G	Reb	Avg.
1968-69	27	182	6.7
1969-70	24	262	10.9
1970-71	26	236	9.1
Total	77	680	8.8

16. Damon Johnson679

Year	G	Reb	Avg.
1991-92	17	131	7.7
1992-93	27	178	6.6
1993-94	30	135	4.5
1994-95	30	235	7.8
Total	104	679	6.5

17. Carroll Broussard596

Year	G	Reb	Avg.
1959-60	24	175	7.3
1960-61	24	218	9.1
1961-62	24	203	8.5
Total	72	596	8.3

18. David Loubeau581

Year	G	Reb	Avg.
2008-09	34	109	3.2
2009-10	34	161	4.7
2010-11	33	165	5.0
2011-12	32	146	4.6
Total	133	581	4.4

19. Savion Flagg..... 580

Year	G	Reb	Avg.
2017-18	30	103	3.4
2018-19	32	247	7.7
2019-20	30	154	5.1
2020-21	17	76	4.5
Total	109	580	5.3

20. George Mehaffey..... 576

Year	G	Reb	Avg.
1954-55	24	180	7.5
1955-56	23	188	8.2
1956-57	21	208	9.9
Total	68	576	8.5

21. Billy Bob Barnett..... 570

Year	G	Reb	Avg.
1966-67	24	173	7.2
1967-68	24	159	6.6
1968-69	27	238	8.8
Total	75	570	7.6

22. Andy Slocum 553

Year	G	Reb	Avg.
2000-01	27	83	3.1
2001-02	23	147	6.4
2002-03	14	78	5.6
2003-04	28	245	8.8
Total	92	553	6.0

23. Ray Turner..... 536

Year	G	Reb	Avg.
2009-10	20	51	2.6
2010-11	32	102	3.2
2011-12	32	177	5.5
2012-13	33	206	6.2
Total	117	536	4.6

24. Robert Williams 530

Year	G	Reb	Avg.
2016-17	31	253	8.2
2017-18	30	277	9.2
Total	61	530	8.7

25. Tonny Trocha-Morelos..... 527

Year	G	Reb	Avg.
2014-15	29	57	2.0
2015-16	37	157	4.2
2016-17	31	160	5.2
2017-18	35	153	4.4
Total	132	527	4.0

26. Alex Caruso 513

Year	G	Reb	Avg.
2012-13	33	107	3.2
2013-14	34	122	3.6
2014-15	33	150	4.5
2015-16	37	134	3.6
Total	137	513	3.7

27. Wayne Lawrence..... 511


Year	G	Reb	Avg.
1957-58	23	171	7.4
1958-59	17	140	8.2
1959-60	24	200	8.3
Total	64	511	8.0

Mike Clifford 511

Year	G	Reb	Avg.
1983-84	27	81	3.0
1984-85	29	93	3.2
1985-86	31	111	3.6
1986-87	31	226	7.3
Total	118	511	4.3

29. Josh Carter 509

Year	G	Reb	Avg.
2005-06	31	84	2.7
2006-07	34	136	4.0
2007-08	36	142	3.9
2008-09	34	147	4.3
Total	135	509	3.8



VERNON SMITH
1977-81

A force around the basket, **Vernon Smith** is Texas A&M's all-time leading rebounder with 978. Throughout his four-year career, he averaged 8.2 rebounds per game.



250-ASSIST CLUB

1. Alex Caruso 649

Year	G	Ast	Avg.
2012-13	33	112	3.4
2013-14	34	170	5.0
2014-15	33	182	5.5
2015-16	37	185	5.0
Total	137	649	4.7

2. David Edwards..... 602

Year	G	Ast	Avg.
1991-92	28	160	5.7
1992-93	27	177	6.6
1993-94	30	265	8.8
Total	85	602	7.1

3. Bernard King 550

Year	G	Ast	Avg.
1999-00	28	114	4.1
2000-01	30	144	4.8
2001-02	30	142	4.7
2002-03	27	150	5.6
Total	115	550	4.8

4. Acie Law IV.....545

Year	G	Ast	Avg.
2003-04	27	104	3.9
2004-05	31	153	4.9
2005-06	30	119	4.0
2006-07	34	169	5.0
Total	122	545	4.5

5. Dave Goff.....535

Year	G	Ast	Avg.
1976-77	28	129	4.6
1977-78	27	126	4.7
1978-79	30	147	4.5
1979-80	34	133	3.9
Total	122	535	4.4

6. Todd Holloway..... 491

Year	G	Ast	Avg.
1983-84	29	100	3.5
1984-85	27	118	4.4
1985-86	32	161	5.0
1986-87	31	112	3.6
Total	119	491	4.1

7. Dominique Kirk 382

Year	G	Ast	Avg.
2004-05	31	67	2.2
2005-06	31	85	2.7
2006-07	34	102	3.0
2007-08	36	128	3.6
Total	132	382	2.9

8. Dash Harris.....379

Year	G	Ast	Avg.
2008-09	34	67	2.0
2009-10	32	109	3.4
2010-11	33	101	3.1
2011-12	32	102	3.2
Total	124	379	3.1

9. Donald Sloan370

Year	G	Ast	Avg.
2006-07	34	60	1.8
2007-08	36	123	3.4
2008-09	34	108	3.2
2009-10	34	79	2.3
Total	138	370	2.7

10. Tony Milton 368

Year	G	Ast	Avg.
1988-89	30	160	5.3
1989-90	31	208	6.7
Total	61	368	6.0

11. Freddie Ricks 346

Year	G	Ast	Avg.
1987-88	31	75	2.4
1988-89	30	82	2.7
1989-90	31	114	3.7
1990-91	17	75	4.4
Total	109	346	3.2

12. Kyle Kessel 344

Year	G	Ast	Avg.
1994-95	30	161	5.4
1995-96	27	183	6.8
Total	57	344	6.0

13. Darryl McDonald.....295

Year	G	Ast	Avg.
1986-87	29	99	3.4
1987-88	31	196	6.3
Total	60	295	4.9

14. Reggie Roberts..... 260

Year	G	Ast	Avg.
1980-81	27	73	2.7
1981-82	31	87	2.8
1982-83	30	100	3.3
Total	88	260	3.0

15. Mike Clifford254

Year	G	Ast	Avg.
1983-84	27	35	1.3
1984-85	29	52	1.8
1985-86	31	96	3.1
1986-87	31	71	2.3
Total	118	254	2.2

1. Alex Caruso276

Year	G	Stl.	Avg.
2012-13	33	61	1.8
2013-14	34	69	2.0
2014-15	33	69	2.1
Total	137	276	2.1

2. David Edwards.....228

Year	G	Stl.	Avg.
1991-92	28	79	2.8
1992-93	27	69	2.6
1993-94	30	80	2.7
Total	85	228	2.7

3. Todd Holloway..... 208

Year	G	Stl.	Avg.
1983-84	29	56	1.9
1984-85	27	37	1.4
1985-86	32	60	1.9
1986-87	31	55	1.8
Total	119	208	1.8

4. Dave Goff 198

Year	G	Stl.	Avg.
1976-77	28	38	1.4
1977-78	27	42	1.6
1978-79	33	59	1.8
1979-80	34	59	1.7
Total	122	198	1.6

5. Darryl McDonald..... 173

Year	G	Stl.	Avg.
1986-87	29	83	2.9
1987-88	31	90	2.9
Total	60	173	2.9

6. Reggie Roberts..... 160

Year	G	Stl.	Avg.
1980-81	27	31	1.2
1981-82	31	69	2.2
1982-83	30	60	2.0
Total	88	160	1.8

7. Acie Law IV..... 156

Year	G	Stl.	Avg.
2003-04	27	34	1.3
2004-05	31	33	1.1
2005-06	30	50	1.7
2006-07	34	39	1.2
Total	122	156	1.3

8. Bernard King 152

Year	G	Stl.	Avg.
1999-00	28	45	1.6
2000-01	30	44	1.5
2001-02	30	31	1.0
2002-03	27	32	1.2
Total	115	152	1.6

9. Dash Harris..... 140

Year	G	Stl.	Avg.
2008-09	34	24	0.7
2009-10	32	44	1.4
2010-11	33	38	1.2
2011-12	25	34	1.4
Total	124	140	1.1

10. Freddie Ricks 137

Year	G	Stl.	Avg.
1987-88	31	37	1.2
1988-89	30	31	1.0
1989-90	31	49	1.6
1990-91	17	20	1.2
Total	109	137	1.3

11. Admon Gilder 131

Year	G	Stl.	Avg.
2015-16	37	34	0.9
2016-17	31	60	1.9
2017-18	30	37	1.2
Total	98	131	1.3

12. Rudy Woods 129

Year	G	Stl.	Avg.
1978-79	33	45	1.4
1979-80	34	29	0.9
1980-81	13	13	1.0
1981-82	31	42	1.4
Total	111	129	1.2

13. Quenton Jackson 128

Year	G	Stl.	Avg.
2019-20	29	36	1.2
2020-21	18	22	1.2
2021-22	40	70	1.8
Total	87	128	1.5

14. Dominique Kirk 127

Year	G	Stl.	Avg.
2004-05	31	29	0.9
2005-06	31	44	1.4

2006-07	34	30	0.8
2007-08	36	24	0.7
Total	132	127	1.0

15. Joseph Jones..... 125

Year	G	Stl.	Avg.
2004-05	31	23	0.7
2005-06	30	46	1.5
2006-07	34	39	1.2
2007-08	36	17	0.5
Total	131	125	1.0

16. Don Marbury 117

Year	G	Stl.	Avg.
1984-85	29	54	1.9
1985-86	32	63	2.0
Total	61	117	1.9

17. Winston Crite..... 114

Year	G	Stl.	Avg.
1983-84	30	26	0.9
1984-85	30	31	1.0
1985-86	32	32	1.0
1986-87	31	25	0.8
Total	123	114	0.9

18. Bryan Davis 113

Year	G	Stl.	Avg.
2006-07	31	11	0.4
2007-08	36	35	1.0
2008-09	34	23	0.7
2009-10	34	44	1.3
Total	135	113	0.8

Tony McGinnis 113

Year	G	Stl.	Avg.
1991-92	28	19	0.7
1992-93	27	22	0.8
1993-94	30	29	1.0
1994-95	30	43	1.4
Total	115	113	1.0

19. B.J. Holmes 109

Year	G	Stl.	Avg.
2007-08	29	8	0.3
2008-09	34	30	0.9
2009-10	34	28	0.8
2010-11	33	43	1.3
Total	130	109	0.8

1. Winston Crite 200

Year	G	Blk	Avg.
1983-84	30	28	0.9
1984-85	30	65	2.2
1985-86	32	45	1.4
1986-87	31	62	2.0
Total	123	200	1.6

2. Rudy Woods 192

Year	G	Blk	Avg.
1978-79	33	65	2.0
1979-80	34	68	2.0
1980-81	13	14	1.1
1982-83	31	45	1.5
Total	111	192	1.7

3. Robert Williams 155

Year	G	Blk	Avg.
2016-17	31	77	2.5
2017-18	30	78	2.6
Total	61	155	2.5

4. Bryan Davis 154

Year	G	Blk	Avg.
2006-07	31	13	0.4
2007-08	36	37	1.0
2008-09	34	46	1.4
2009-10	34	58	1.7
Total	135	154	1.1

5. Jimmie Gilbert 145

Year	G	Blk	Avg.
1982-83	31	63	2.0
1983-84	30	43	1.4
1984-85	30	20	0.7
1985-86	32	19	0.6
Total	123	145	1.2

6. Josh Nebo 124

Year	G	Blk	Avg.
2018-19	30	69	2.3
2019-20	29	55	1.9
Total	59	124	2.1

7. Tyler Davis 117

Year	G	Blk	Avg.
2015-16	36	41	1.1
2016-17	31	29	0.9
2017-18	35	47	1.3
Total	102	117	1.1

8. Calvin Davis 110

Year	G	Blk	Avg.
1995-96	27	42	1.6
1996-97	27	38	1.4
1997-98	13	30	2.3
Total	67	110	1.6

9. David Harris 108

Year	G	Blk	Avg.
1989-90	31	108	3.5
Total	31	108	3.5



ROBERT WILLIAMS
2016-18

A menace to opposing defenses, **Robert Williams** averaged 2.5 blocks per game in his 61-game career at Texas A&M. During his freshman season, he blocked 77 shots, and as a sophomore, Williams swatted 78, while helping the Aggies to a Sweet 16 berth.