

25th ANNIVERSARY SOUVENIR PROGRAM / One Dollar



NCAA

ANNUAL NATIONAL COLLEGIATE
BASKETBALL CHAMPIONSHIP

FAIRGROUNDS, LOUISVILLE, KENTUCKY, MARCH 22-23, 1963

**SERVING
KENTUCKY
... WITH GREATER
SECURITY**

Also Serving

ALABAMA • ARKANSAS
FLORIDA • INDIANA
LOUISIANA • MISSISSIPPI
OHIO • TENNESSEE
WEST VIRGINIA
with Life and Group Life Insurance

R. M. Dawson
R. M. DAWSON, President



Louisville Agency:
311 Kentucky Home Life Building, JU 4-1123
Bob Cook, Home Office Agency Manager
A Kentucky Corporation with Home Offices in Louisville



In basketball equipment
depend on the careful quality of

"The Finest In The Field!"®

TRAVEL IN COMFORT...
SAFETY... AND STYLE!
ON THESE FINE
L&N TRAINS



This year . . . enjoy your trip to the South from beginning to end on one of these deluxe L & N trains . . .

THE HUMMING BIRD - Daily sleeper and chair car streamliner between Chicago, St. Louis, Cincinnati, Louisville, and the Mississippi Gulf Coast, New Orleans.

THE PAN-AMERICAN - Daily sleeper and chair car service between Cincinnati, Louisville, and the Mississippi Gulf Coast, New Orleans.

THE SOUTH WIND - Streamliner between Chicago, Louisville, and the East and West Coasts of Florida, every other day. Sleepers and reserved seat chair cars.

All above trains have club car and dining car service.

Ask your L & N ticket
agent about savings
on round-trip fares.



LOUISVILLE AND NASHVILLE RAILROAD

25th ANNUAL NATIONAL COLLEGIATE BASKETBALL CHAMPIONSHIP



The Silver Anniversary Tournament

Kentucky Fair and Exposition Center

Louisville, Kentucky

March 22 - 23, 1963

TOURNAMENT OF CHAMPIONS

By RAY MARQUETTE, Indianapolis News
President, United States Basketball Writers Association

A Hollywood script writer couldn't have done a better job of selecting a field for the Silver Anniversary National Collegiate Basketball Tournament finals.

Where else but on a movie set could a field that includes the top three nationally-rated teams be conceived, Louisville's Freedom Hall, that's where, and the No. 4 team missed by only a single step of joining the "Fancy Four-some."

Cincinnati, (No. 1), Duke, (No. 2), Loyola of Chicago, (No. 3)—and unheralded Oregon State have been gathered into the star-studded fold to decide the 1963 collegiate champion, perhaps the greatest field ever assembled to decide such an auspicious title.

The final four, survivors of a strenuous season, playoffs and four complete regional tournaments, represent the best in the nation and promise to make the 25th National Collegiate finals the best ever.

Back for the third consecutive year—and aiming at an unprecedented three straight championships—is Cincinnati, beaten only once this season and placing its emphasis upon defense and control basketball.

Cincinnati already has advanced as far as any other team which won two straight NCAA crowns, Oklahoma State in 1945-46, Kentucky in 1948-49 and San Francisco in 1955-56.

The Bearcats of Ed Jucker, a strong candidate for 1963 Coach of the Year, will play Oregon State's surprising Beavers, who clipped fourth-ranked Arizona State University in the Far West Regional final at Provo, Utah last week.

Oregon State, forming its battle ranks around 7-foot Center Mel Counts, can hurt Cincy where it hurts the most—on the bankboards—a department that has suffered with the loss of 6-10 Paul Hogue from the '61 and '62 championship squads.

Duke's Blue Devils, pride of the South and winner of the Eastern Regional at College Park, Md., last week, has United Press International Player-of-the-Year Art Heyman and high scoring Jeff Mullins as its top weapons and only Cincinnati has a better 1-2 punch. The Blue Devils will go against free-wheeling Loyola in the other semifinal match—and the Ramblers of George Ireland have shown no fear of anyone this season.

The runningest bunch in the finals, Loyola found some defense, too, in holding high-scoring Big 10 Champion Illinois to 64 points in the Mideast Regional at East Lansing, Mich.

All-American Jerry Harkness, voted Outstanding Player in that regional, coordinates the free-lance attack of Ireland's Windy City representatives who have been aching for a shot at Cincinnati ever since sharing a Chicago Stadium double-header card with an Illinois-Cincy game that drew a crowd of nearly 21,000.

Defense (Cincinnati), Offense (Loyola). Determination (Duke), Inspiration (Oregon State).

These are the ingredients champions are made of—traits the critical watchers of the National Association of Basketball Coaches will be examining from ring-side seats as their annual convention comes to a close with Saturday's final game.



The United States Basketball Writers, a group of nearly 1,000 newsmen devoted to the game of basketball, holds its annual meetings at the NCAA finals and many of the nation's top sports-writers report the tournament for their papers. Four USBWA members have written the stories on the four finalists which appear elsewhere in the program and USBWA President Ray Marquette of the Indianapolis News has written the above general article on the tournament. Members writing stories on the four finalists are: Duke University—Dick Herbert, Raleigh (N.C.) News and Observer; Loyola University—Bill Gleason, Chicago American; Cincinnati—Dick Forbes, Cincinnati Enquirer; Oregon State—George Pasero, Portland Journal.

THE CHAMPIONSHIP TRAIL

EAST REGIONALS

New York U. 93

Philadelphia, Mar. 11
Pittsburgh 83

New York U. 76

College Pk., Md., Mar. 15
Duke 81

Duke 73

West Virginia 77

Philadelphia, Mar. 11
Connecticut 71

West Virginia 88

College Pk., Md., Mar. 15

St. Joseph's 59

St. Joseph's 82

Philadelphia, Mar. 11
Princeton 81

St. Joseph's 97

Duke

Louisville, Mar. 22

EASTERN CONSOLATIONS

Mississippi St. 65, Bowling Green 60
West Virginia 83, N.Y.U. 73

MIDEAST REGIONALS

Bowling Green 77

Evanston, Ill, Mar. 11
Notre Dame 72

Bowling Green 67

E. Lansing, Mich., Mar. 15
Illinois 70

Illinois 64

Tennessee Tech 42

Evanston, Ill, Mar. 11
Loyola 111

Loyola 61

E. Lansing, Mich., Mar. 15
Mississippi State 51

E. Lansing, Mar. 16

Loyola 79

Loyola

EASTERN CHAMPION

MIDWEST REGIONALS

Colorado State 67

Lubbock, Tex., Mar. 9
Oklahoma City 70

Oklahoma City 72

Lawrence, Kan., Mar. 15
Colorado 78

Colorado 60

Texas 65

Lubbock, Tex., Mar. 9
Texas Western 47

Texas 68

Lawrence, Kan., Mar. 15
Cincinnati 73

Lawrence, Mar. 16

Cincinnati 67

Cincinnati

NATIONAL 3rd PLACE

Louisville, Mar. 23

NATIONAL CHAMPION

FAR WEST REGIONALS

Arizona State 79

Eugene, Ore., Mar. 11
Utah State 75

Arizona State 93

Provo, Utah, Mar. 15
U.C.L.A. 79

Arizona St. 65

Seattle U. 66

Eugene, Ore., Mar. 11
Oregon State 70

Oregon State 65

Provo, Utah, Mar. 15
San Francisco 61

Provo, Mar. 16

Oregon St. 83

Oregon State

Louisville, Mar. 22

WESTERN CHAMPION

WESTERN CONSOLATION

Texas 90, Oklahoma City 83
San Francisco 76, U.C.L.A. 75

N C A A

Serves as the Athletic Voice for Nation's Colleges and Universities



Important as the forward pass and the two-point conversion rule have been to the evolution of football, neither has influenced the overall development of intercollegiate athletics as did the flying wedge at the turn of the century.

It was the flying wedge, football's major offense in 1905, that spurred the formation of the National Collegiate Athletic Association 57 years ago in March.

The rugged nature of football, typified by the mass formations and gang tackling, was causing too many injuries and deaths. Many institutions discontinued the sport. Others advocated that it be abolished from the intercollegiate program.

Public clamor rose to such crescendo that President Theodore Roosevelt summoned athletic leaders to two White House conferences to urge reformation of the game and warned an executive edict might be forthcoming if his request passed unheeded.

The NCAA evolved from a meeting of 13 colleges and universities called in early December, 1905, to bring about reforms in the playing rules. At a second meeting December 28 in New York, the Intercollegiate Athletic Association was founded, and was officially constituted March 31, 1906. The NCAA took its present name in 1910.

From its original function as a discussion society which had such business as the drafting of rules, conduct of national championships and related matters, the NCAA has become "an organization devoted to the sound administration of intercollegiate athletics in all of its phases."

Whereas early member colleges and universities pondered primarily over football and the flying wedge, today's NCAA members consider any athletic problem which has spread across regional lines and has become national in character.

This change in the NCAA's scope was effected shortly after World War II when the Association's membership voted itself legislative and executive powers. The increased role the NCAA was to play in intercollegiate athletics was indicated by the immediate attempt of the colleges and universities to resolve enforcement and television problems through the NCAA.

Subjected to as merciless a scrutiny as that imposed by the flying wedge nearly 50 years previous, intercollegiate

athletics attempted to solve its No. 1 problem through an abortive effort called the "Sanity Code." Though this effort (1948-50) was unsuccessful, the NCAA re-entered the enforcement business in 1952.

Careful consideration by the administrations of the member institutions of the NCAA resulted in the decision in 1952 to create enforcement machinery to implement the Association's legislation, which all members obligated themselves to observe. Thus, the enforcement machinery of the NCAA is basically a cooperative undertaking by the colleges and the allied conferences of the NCAA designed to assure compliance with the legislation adopted by these same member institutions and conferences. The effort is founded on the proposition that institutions of higher learning, holding membership in the NCAA, are obligated to observe the rules and regulations to which they subscribe.

As early as 1949, NCAA member institutions felt television affected their football attendance and appropriated money to conduct a survey; since 1951, the colleges and universities have overwhelmingly endorsed limited live television of their games.

This stand has produced a wholesome effect on college football attendance. College football has set all-time attendance records of more than 20 million fans each of the



ROBERT RAY
NCAA President
University of Iowa



EVERETT D. BARNES
Colgate University
NCAA Secretary-Treasurer



WALTER BYERS
Kansas City, Missouri
NCAA Executive Director



BERNIE SHIVELY
University of Kentucky
Chairman, Basketball
Tournament Committee

MEMBERS OF NCAA TOURNAMENT COMMITTEE



H. B. LEE
Kansas State University



FOREST TWOGOOD
University of
Southern California



WALDO FISHER
Northwestern University



ERNEST B. McCOY
Pennsylvania State
University



PETE NEWELL
University of California

past three years.

Though television and enforcement have been most prominent, the Association's 600 colleges and universities, conferences and coaches' organizations carry on many diversified activities through the NCAA. For example, the NCAA—

... conducts 19 National Collegiate Championship events—baseball, basketball (college and university divisions), cross-country (college and university), fencing, golf (college and university), gymnastics, ice hockey, wrestling (college and university), soccer, swimming, tennis (college and university), track and field (college and university), and wrestling. The National Collegiate series dates back to 1883 and over this 80-year span more than 50,000 student-athletes have competed in these events, with 2,549 earning the coveted title, "National Collegiate Champion."

... maintains 13 rules committees to "formulate, copy-right, and publish rules of play for the government of collegiate sports." Members of these committees are selected by representatives of member institutions at the NCAA's annual Convention each January.

... publishes annual "Official Guides" in nine sports through the National Collegiate Athletic Bureau. The NCAB also collects, compiles and distributes to the press and college officials the official statistics of college football, basketball and track, and generally performs other functions commonly associated with a record-keeping agency.

... maintains a nine-person national headquarters staff in Kansas City, Missouri, and a 10-man Service Bureau staff in New York City, under the supervision of Executive Director Walter Byers.

... conducts studies as a means of developing solutions to athletic problems, such as the recent surveys on television, post-season events, length and time of playing and practice seasons, etc.

... participates in the U. S. Olympic and Pan American movements as the administrative agency for the colleges in fund-raising, sports organization and the providing of coaches and athletes for the United States teams.

... enacts legislation to deal with athletic problems when they spread across regional lines and member institutions concur that national action is needed.

... administers group insurance programs whereby member colleges can provide catastrophe medical coverage for student-athletes injured in practice, play or transport. More than 75,000 persons are enrolled annually in the athletic medical and travel accident programs.

... maintains a central clearing and counseling agency in the field of college athletic administration.

... provides financial and other assistance to various groups interested in the promotion and encouragement of intercollegiate and intramural athletics; actively assists the various national coaches associations in projects which provide better teaching, better competition and sounder administration.

... provides a large film library, covering play in national meets and tournaments. This library of more than 300 titles includes films on baseball, basketball, boxing, gymnastics, ice hockey, swimming, track and field, and wrestling.

In effect, the NCAA is simply and plainly the nation's colleges and universities themselves, speaking of and acting on athletic matters at the national level.

Shown inspecting the Trophy-finished floor of the Kentucky Fair and Exposition Center at Louisville, Kentucky, are, left to right, Charles F. Atkinson, Comptroller and KF & EC General Manager, James Browitt.



AGAIN in 1963...Tournament Time is Trophy Time!

Every major tournament this year, will be played on a Hillyard Finished Floor. But whether it's game time or tournament time, as the nation's basketball favorites vie for team or championship honors, there's sure to be plenty of action.

All across the country, at the N.C.A.A. finals at the Kentucky Fair and Exposition Center in Louisville; the N.I.T. at Madison Square Garden in New York; or the N.A.I.A. finals at the Municipal Auditorium in Kansas City, Missouri—wherever big-time tournaments are being played, TROPHY will be there too. It's on the floor and in the action. Coaches rely on it to give their players a non-slip, confident footing.

TROPHY—with its un-matched, non-glare surface gets the praise of fans. It's perfect for televising.

Tournament time or any time, maintenance supervisors appreciate the long-wearing, money-saving qualities that make TROPHY—"The Finish of Champions."

Call collect for the name of the Hillyard "Maintainer" nearest you. He'll gladly tell you why Hillyard TROPHY (U/L listed for slip-resistance) is the ultimate choice, when only the best will do.

HILLYARD

FLOOR
TREATMENTS

St. Joseph,
Missouri,
U.S.A.

Passaic, New Jersey
San Jose, California



"On your staff, not your payroll" / PROPRIETARY CHEMISTS SINCE 1907

FROM THE RECORD FILES

Championship Results

| Year | Site | Champion | Runner-Up | Final Score |
|------|------------------|----------------|------------------|-------------|
| 1939 | Northwestern | Oregon | Ohio State | 46 - 33 |
| 1940 | Kansas City, Mo. | Indiana | Kansas | 60 - 42 |
| 1941 | Kansas City, Mo. | Wisconsin | Washington State | 39 - 34 |
| 1942 | Kansas City, Mo. | Stanford | Dartmouth | 53 - 38 |
| 1943 | New York City | Wyoming | Georgetown | 46 - 34 |
| 1944 | New York City | Utah | Dartmouth | *42 - 40 |
| 1945 | New York City | Oklahoma A&M | N. Y. U. | 49 - 45 |
| 1946 | New York City | Oklahoma A&M | North Carolina | 43 - 40 |
| 1947 | New York City | Holy Cross | Oklahoma | 58 - 47 |
| 1948 | New York City | Kentucky | Baylor | 58 - 42 |
| 1949 | Washington | Kentucky | Oklahoma A&M | 46 - 36 |
| 1950 | New York City | CCNY | Bradley | 71 - 68 |
| 1951 | Minnesota | Kentucky | Kansas State | 68 - 58 |
| 1952 | Washington | Kansas | St. John's | 80 - 63 |
| 1953 | Kansas City, Mo. | Indiana | Kansas | 69 - 68 |
| 1954 | Kansas City, Mo. | LaSalle | Bradley | 92 - 76 |
| 1955 | Kansas City, Mo. | San Francisco | LaSalle | 77 - 63 |
| 1956 | Northwestern | San Francisco | Iowa | 83 - 71 |
| 1957 | Kansas City, Mo. | North Carolina | Kansas | ***54 - 53 |
| 1958 | Louisville, Ky. | Kentucky | Seattle | 84 - 72 |
| 1959 | Louisville, Ky. | California | West Virginia | 71 - 70 |
| 1960 | San Francisco | Ohio State | California | 75 - 55 |
| 1961 | Kansas City, Mo. | Cincinnati | Ohio State | *70 - 65 |
| 1962 | Louisville, Ky. | Cincinnati | Ohio State | 71 - 59 |

* Overtime
 *** Three Overtimes

Tournament Scoring Records

Individual

| | | |
|-------------------------------|---|-----|
| Total Points, 4-Game Series | C. Clyde Lovellette, Kansas, 1952 | 141 |
| Total Points, 5-Game Series | G. Hal Lear, Temple, 1956; Jerry West, W. Va., 1959 | 160 |
| Most Points, Single Game | F. Oscar Robertson, Cincinnati, 1958 | 56 |
| Total Field Goals, Series | G. Hal Lear, Temple, 1956 | 63 |
| Most Field Goals, Single Game | F. Oscar Robertson, Cincinnati, 1956 | 21 |
| Total Free Throws, Series | F. Bob Carney, Bradley, 1954 | 56 |
| Most Free Throws, Single Game | F. Bob Carney, Bradley, 1954 | 23 |

Team

| | | |
|----------------------------------|---|-----|
| Total Points, 4-Game Series | Iowa, 1956 | 340 |
| Total Points, 5-Game Series | West Virginia, 1959 | 427 |
| Most Points, Championship Game | LaSalle, 1954 | 92 |
| Most Points, Single Game | Loyola, 1962 | 111 |
| Most Points, Both Teams | West Virginia - St. Joseph's, 1960 | 206 |
| Total Field Goals, 4-Game Series | Ohio State, 1960 | 140 |
| Total Field Goals, 5-Game Series | West Virginia, 1959 | 149 |
| Most Field Goals, Single Game | Utah, 1955; Ohio State, 1960 | 42 |
| Total Free Throws, 4-Game Series | Indiana, 1953 | 108 |
| Total Free Throws, 5-Game Series | Bradley, 1954 | 146 |
| Most Free Throws, Single Game | Utah, 1960 | 41 |
| Most Personal Fouls, Single Game | UCLA - Seattle, 1956, and Iowa - Morehead State, 1956 | 35 |

High Scorer, Year-by-Year

| Year | Player | Team | Points | Games |
|------|------------------|----------------------|--------|-------|
| 1939 | Jim Hull | Ohio State | 58 | 3 |
| 1940 | Howard Engleman | Kansas | 39 | 3 |
| 1941 | John Adams | Arkansas | 48 | 2 |
| 1942 | Jim Pollard | Stanford | 48 | 3 |
| 1943 | Milo Komenich | Wyoming | 48 | 3 |
| 1944 | Aud Brindley | Dartmouth | 52 | 3 |
| 1945 | Bob Kurland | Oklahoma A&M | 65 | 3 |
| 1946 | Bob Kurland | Oklahoma A&M | 72 | 3 |
| 1947 | George Kaftan | Holy Cross | 63 | 3 |
| 1948 | Alex Groza | Kentucky | 54 | 3 |
| 1949 | Alex Groza | Kentucky | 82 | 3 |
| 1950 | Sam Ranzino | North Carolina State | 75 | 3 |
| 1951 | Don Sunderlage | Illinois | 83 | 4 |
| 1952 | Clyde Lovellette | Kansas | 141 | 4 |
| 1953 | Bob Houbregs | Washington | 139 | 4 |
| 1954 | Tom Gola | LaSalle | 114 | 5 |
| 1955 | Bill Russell | San Francisco | 118 | 5 |
| 1956 | Hal Lear | Temple | 160 | 5 |
| 1957 | Len Rosenbluth | North Carolina | 140 | 5 |
| 1958 | Elgin Baylor | Seattle | 135 | 5 |
| 1959 | Jerry West | West Virginia | 160 | 5 |
| 1960 | Oscar Robertson | Cincinnati | 122 | 4 |
| 1961 | Bill McGill | Utah | 119 | 4 |
| 1962 | Len Chappell | Wake Forest | 134 | 5 |

National Collegiate Basketball Championship

Founded in 1939 By Hall-of-Famer Olsen

FAITH and dogged determination on the part of the late Harold G. Olsen led to the founding of the annual National Collegiate Athletic Association basketball tournament back in 1939. While the inaugural effort was an artistic success, unfortunately, it resulted in a loss of \$2,500. Nevertheless, the unexpected financial setback failed to dismay the confidence of the one-time Ohio State coach who urged his fellow coaches to continue the program and served as tourney director for the first eight years.

As it would be with any pioneer, Olsen had a trying time getting his tournament idea rolling, especially in view of the high ideals he had set for the colleges. Among the major principles he set down in his missionary pronouncements were the following: the nation-wide line-up was to be conducted by the coaches' association and the NCAA with no commercial promoters attached, the nation was to be divided into eight regions with the original field composed of the champions from each district competing in an elimination contest that eventually would bring together the top club from the East and the West for the national title; and a small portion of the profits to go to the coaches' body to help promote the game upon a national and international scale.

Olsen adhered to his original outline rigidly. Fortunately, he was ably assisted by a committee of tireless workers. They were the eminent Dr. Forrest (Phog.) C. Allen, of the University of Kansas; John Bunn, then of Stanford and currently official rules interpreter; the late William S. Chandler, of Marquette, and H. H. Salmon, Jr., of New York City. Success eventually came on Oct. 3, 1938, when President Owens of the NCAA advised Olsen that the Association's Executive Committee had finally approved a national basketball tournament.

This might amuse some today, but 25 years ago, five months did not provide the coaches with sufficient time to start a national tournament. Unfortunately, some of our stronger and better known basket-

ball powers of that period were not the least interested in participating in a national tournament, let alone confident that any such program would be a financial success. Secondly, the question was raised in some quarters where the tourney would cause the athletes to miss too much time from classes, due to travel.

The field for the original tournament consisted of eight teams, and continued as such until 1951 when the number of original entries was doubled. Subsequently, with the addition of representative at-large teams, as many as 25 colleges have competed in some years.

In the first year, the Eastern regionals were held at the University of Pennsylvania's Palestra, and the Western regionals at Treasure Island, in San Francisco. The two winners—Ohio State and Oregon—clashed in Northwestern University's Patten Gym as a fitting climax to the annual convocation of the nation's foremost coaches. As luck would have it, that initial venture resulted in a \$2,500 loss and the coaches were embarrassed since their treasury was too small to cover any such red ink. Thus, the embarrassed mentors asked the NCAA if it would underwrite the deficit and even assume full responsibility for all future tournaments.

It may be propitious at this time, as the NCAA classic observes its 25th anniversary, to report a prophetic observation made back in 1939 by John Bunn, who wrote: "This NCAA tournament undoubtedly will develop into the main basketball event of the season."

Bunn's prediction was borne out much sooner than even he anticipated. Profiting from their original venture, the coaches redoubled their efforts in 1940. Largely through the superb salesmanship of two veterans, Paul (Tony) Hinkle of Butler University who supervised the Eastern eliminations at his institution, and Dr. Allen, who was in charge of the West-



James St. Clair



A. C. (Dutch) Lonborg



Harold Olsen



Bernie Shively

erns at Kansas City Municipal Auditorium, the overall operation was successful. To top it off, the two finalists met in Kansas City on the occasion of the annual Coaches' convention.

The five-night event grossed the fantastic sum of \$43,562.17 and netted a profit of \$9,590.06. This meant that the NCAA was in a position to get back its earlier loan of \$2,500, and, after all rental and travel expenses were paid, each of the competing institutions were handed 1/10th of the net profits, or the grand sum of \$250. The two finalists, Indiana and Kansas, were given three portions or \$750.

Indeed, it is most pleasant today to reflect and see what increased success the tournament experienced in the intervening years. Where originally some colleges hesitated about participating in the tournament, in due time it was considered a distinct honor to qualify for this difficult elimination contest. The prestige of winning the national championship is sought by every institution in the land. The tournament

has attained such stature that the finals are an automatic sell-out months in advance and without knowing of the participating clubs.

As founder of the tournament, Harold Olsen served as chairman for the first eight years. For the next 13 years, the chairmanship was capably handled by Arthur (Dutch) Lonborg, now of the University of Kansas, and, since 1960, the responsibility has passed on to Bernie Shively, the able athletic director of the University of Kentucky.

In 1946, the championship trophy was named in honor of the late James W. St. Clair, who, at the time of his death on May 4, 1945, served as chairman of the National Basketball Rules Committee. A dedicated basketball enthusiast, the one-time Southern Methodist University coach, was instrumental in introducing several far-sighted innovations and championed numerous rules changes that went far in popularizing America's No. 1 spectator sport.

Past NCAA Tournaments in a Nutshell

| Year | Site | Winner | Team Records | Runner-up | Attendance | Field |
|------|--------------------------|-------------------|----------------|-------------------|---------------|-------|
| 1939 | Northwestern University | 46 Oregon | (29-5) (16-7) | Ohio State | 33 15,025 | 8 |
| 1940 | Kansas City | 60 Indiana | (21-3) (19-6) | Kansas | 42 36,880 | 8 |
| 1941 | Kansas City | 39 Wisconsin | (20-3) (26-6) | Washington State | 34 48,055 | 8 |
| 1942 | Kansas City | 53 Stanford | (27-4) (22-4) | Dartmouth | 38 24,372 | 8 |
| 1943 | New York City | 46 Wyoming | (31-2) (22-5) | Georgetown | 34 56,876 | 8 |
| 1944 | New York City | 42 Utah | (22-4) (19-2) | Dartmouth | *40 59,369 | 8 |
| 1945 | New York City | 49 Oklahoma State | (27-4) (18-6) | N. Y. U. | 45 67,780 | 8 |
| 1946 | New York City | 43 Oklahoma State | (31-2) (29-5) | North Carolina | 40 73,116 | 8 |
| 1947 | New York City | 58 Holy Cross | (27-3) (24-7) | Oklahoma | 47 72,959 | 8 |
| 1948 | New York City | 58 Kentucky | (36-3) (24-8) | Baylor | 42 72,523 | 8 |
| 1949 | University of Washington | 46 Kentucky | (32-2) (23-5) | Oklahoma State | 36 66,077 | 8 |
| 1950 | New York City | 71 C.C.N.Y. | (24-5) (32-5) | Bradley | 68 75,464 | 8 |
| 1951 | University of Minnesota | 68 Kentucky | (32-2) (25-4) | Kansas State | 58 110,645 | 16 |
| 1952 | University of Washington | 80 Kansas | (26-2) (25-5) | St. John's (N.Y.) | 63 115,712 | 16 |
| 1953 | Kansas City | 69 Indiana | (23-3) (19-6) | Kansas | 68 127,149 | 22 |
| 1954 | Kansas City | 92 LaSalle | (26-4) (19-13) | Bradley | 76 115,391 | 24 |
| 1955 | Kansas City | 77 San Francisco | (28-1) (26-5) | LaSalle | 63 116,983 | 24 |
| 1956 | Northwestern University | 83 San Francisco | (29-0) (20-6) | Iowa | 71 132,513 | 25 |
| 1957 | Kansas City | 54 North Carolina | (32-0) (24-3) | Kansas | ***53 108,891 | 23 |
| 1958 | Louisville | 84 Kentucky | (23-6) (23-6) | Seattle | 72 176,878 | 24 |
| 1959 | Louisville | 71 California | (25-4) (29-5) | West Virginia | 70 161,809 | 23 |
| 1960 | San Francisco | 75 Ohio State | (25-3) (28-2) | California | 55 155,491 | 25 |
| 1961 | Kansas City | 70 Cincinnati | (27-3) (27-1) | Ohio State | *65 169,520 | 24 |
| 1962 | Louisville | 71 Cincinnati | (29-2) (26-2) | Ohio State | 59 187,469 | 25 |
| 1963 | Louisville | ----- | ----- | ----- | ----- | ----- |

* Overtime *** Three Overtimes

DUKE UNIVERSITY

By DICK HERBERT

Sports Editor, News and Observer, Raleigh, N. C.

Duke goes to the national basketball final playoff round with the best team in the school's history. It also goes for the first time.

Strong basketball has been a tradition at Duke, but no team in the past won 20 straight games or stood so high in the national polls. It also goes to Louisville with a player generally regarded as the schools best.

Art Heyman, the 6-5 senior who was named in numerous selections as the college player of the year, finishes a spectacular career for the Blue Devils. He rebounds, shoots, and usually brings the ball up the court. He plays the corner, pivot, or backcourt. He is a complete player.

Heyman, though, is not the only outstanding player in a strong cast brought together by Vic Bubas in his fourth season as head coach. Jeff Mullins, 6-4, of Lexington, Kentucky, was voted the outstanding player in the Eastern regionals at College Park, Md., where against N.Y.U. and

St. Joseph's he took 16 shots in each game and each time made 10 of them.


The starting center is 6-10 Jay Buckley, a junior, who is backed up by 6-10 Hack Tison, a sophomore. The starters at guard are senior Fred Schmidt, a fine outside shot, and Buzzy Harrison, a top defensive man. Both are 6-3. Sophomore Ron Herbster sees equal duty with them.

Duke won its first six, lost two straight (Davidson and Miami of Florida) on the road, and then won the next 20. Against teams in the strong Atlantic Coast Conference it played and won 18 games.

It is a team that likes to run but which is prepared for numerous other styles of attack. It is equally versatile on defense. Some version of a zone generally is used.

The Blue Devils also are proof that good basketball is compatible with good work in the classroom. Three of the starters — Harrison, Buckley, and Schmidt — are on the dean's list. So is Denny Ferguson, a leading reserve.

DUKE UNIVERSITY EAST (WOMEN'S) CAMPUS






Dr. Deryl Hart
President



E. M. "Eddie" Cameron
Athletic Director



DUKE UNIVERSITY STUDENT UNION

SEASON'S RECORD

(Won 26 — Lost 2)

| | | | |
|------------------------------|----|------------------------------|----|
| 76 Davidson | 68 | 111 West Virginia | 71 |
| 95 So. Carolina | 63 | 88 South Carolina | 70 |
| 92 Maryland | 56 | 77 North Carolina | 69 |
| 90 Vanderbilt | 70 | 97 Wake Forest | 66 |
| 92 Clemson | 67 | 56 North Carolina State..... | 55 |
| 76 Louisville | 75 | 79 Virginia | 74 |
| 69 Davidson | 72 | 73 Wake Forest | 60 |
| 69 Miami (Fla.) | 71 | 76 Maryland | 70 |
| 85 Princeton | 74 | 106 North Carolina | 93 |
| 113 Wake Forest | 87 | 89 Virginia | 70 |
| 82 Virginia | 65 | 82 North Carolina State..... | 65 |
| 78 North Carolina State..... | 52 | 68 Wake Forest | 57 |
| 85 Navy | 70 | 81 New York U..... | 76 |
| 78 Clemson | 67 | 73 St. Joseph's (Pa.)..... | 59 |



DUKE UNIVERSITY—Front row, left to right: Asst. Coach Fred Shabel, Head Coach Vic Bubas. 2nd row: Buzzy Harrison, Bill Ulrich, Ray Cox, Denny Ferguson, Ron Herbster, Fred Schmidt, Jeff Mullins. 3rd row: Manager Chuck Zimmer, Ted Mann, Jr., Bob Jamieson, Brent Kitching. Hack Tison, Jay Buckley, Art Heyman, Fred Cox, Scott Williamson.

LOYOLA UNIVERSITY

By BILL GLEASON
Chicago American

Five tireless starters have carried Loyola's undermanned team into the final round the very first time the Chicago school has been represented in the National Collegiate Tournament.

Across the nation fans are aware of Loyola's relentless offense which scored more than 100 points in 11 of the Ramblers 29 games, but the defense that Coach George Ireland smilingly refers to as "Organized Confusion" is an integral part of that awesome offense.

With lithe All-American Jerry Harkness and the round-ball roundman, Jack Egan, in pursuit of the opponents' ball handler, Loyola tries to force errant passes and weak shots that can be intercepted by the guardians of the backline, Les Hunter, Vic Rouse and Ron Miller. These interceptions set the blistering fast break in motion.

Loyola broke an NCAA scoring record with its 111

points against Tennessee Tech in the First Round of the Mideast Regional at Evanston. Then the Ramblers adapted slowly to Mississippi State's slowdown to defeat the Southeastern Conference Champions, 61-51, at East Lansing, Mich., last weekend.


In the final game of the Mideast Regional, Loyola's fast break and ball-hawking defense devastated a strong Illinois team that had defeated Bowling Green the previous night. Harkness scored 33 points as the Ramblers beat Illinois' Big Ten Co-Champions, 79-64.

Loyola has won 27 of 29 games. After 21 successive victories the Ramblers were defeated 92-75 at Bowling Green. Four games later Loyola lost to Wichita's giant-killers, 73-72, at the Chicago Stadium.

Four of five Loyola starters will return next season. Harkness is the only senior.

THE ELIZABETH M. CUDAHY MEMORIAL LIBRARY





Very Rev. James F. Maguire, S.J.
President



George Ireland
Athletic Director



THE SHRINE CHAPEL OF THE MADONNA DELLA STRADA—
OUR LADY OF THE WAY

SEASON'S RECORD

(Won 27 — Lost 2)


| | | | | | |
|-----|-----------------------|-----|-----|-------------------|----|
| 114 | Christian Brothers | 58 | 96 | Kent State | 55 |
| 110 | North Dakota | 56 | 80 | Ohio University | 72 |
| 107 | Wisconsin (Milwaukee) | 47 | 92 | Santa Clara | 72 |
| 105 | South Dakota | 58 | 118 | Washington (Mo.) | 58 |
| 123 | Western Michigan | 102 | 86 | Iowa | 68 |
| 106 | Indiana | 94 | 92 | Marquette | 90 |
| 93 | Seattle | 83 | 75 | Bowling Green | 92 |
| 81 | Arkansas | 62 | 70 | St. John's (N.Y.) | 47 |
| 94 | Memphis State | 82 | 62 | Houston | 58 |
| 93 | Wyoming | 82 | 114 | Ohio University | 94 |
| 74 | Dayton | 69 | 72 | Wichita | 73 |
| 103 | Marshall | 58 | 111 | Tennessee Tech | 42 |
| 88 | Loyola of the South | 53 | 61 | Mississippi State | 51 |
| 87 | Marquette | 68 | 79 | Illinois | 64 |
| 107 | Western Michigan | 69 | | | |



LOYOLA UNIVERSITY—Back row, left to right: Earl Johnson, Billy Smith, Vic Rouse, Leslie Hunter, Jim Reardon, Rich Rochelle. Middle row: Paul Krucker, (assistant coach), Ron Miller, Chuck Wood, Captain Jerry Harkness. Head Coach and Athletic Director George Ireland. Front row: Manager John Gabcik, Dan Connaughton, Jack Egan, Pablo Robertson, Trainer Dennis McKenna.

Players To Watch . . .

1. **ART HEYMAN, DUKE.** Has made every All-America selection announced. At 6-5, Art has deadly jump shot from all ranges. Brings 24.9 scoring average to Louisville. Also team's top rebounder, averaging 10.9. This year replaced baseball great Dick Groat as top scorer in Duke history. Three-time All-American is native of Rockville Center, N. Y. and is a History major. Has scored more than 600 points in all three varsity seasons for career total of 1,933 to date.
2. **TERRY BAKER, OREGON STATE.** An All-American football player. Recognized as nation's finest quarterback, he won the coveted Heisman Trophy. Also quarterback basketball team. Is playmaker and leader of fast break offense. Hit over 44 percent of shots last two seasons. Is second leading scorer for Beavers, averaging almost 14 points per game. Terry is a native of Portland, Ore. and is an Engineering student. One of few athletes in last decade to excel in football and basketball.
3. **TOM THACKER, CINCINNATI.** Won award last season as Bearcat with "Most Zip and Hustle." Could win national award in this category. At 15.9 is team's second highest scorer. In rebounding, seems more like 6-8 than his actual 6-2. Also second in rebounding with 9.8 per game. Fine clutch performer and tremendous ball hawk. Won game against U.C.L.A. at Louisville in NCAA semi-finals with jump shot in final three seconds. Has scored more than 1,000 points for team. Is native of Covington, Ky.
4. **JOHN EGAN, LOYOLA.** The smallest starter in finals, John can be mighty big at times. Despite his small stature, he harasses men several inches taller when on defense. Scrappy Irishman from Chicago's Southside was second high scorer last season. Is third high this year with 13.9 average. Specialty is driving layup shot, but when lane is blocked he can loosen up defense with his outside set and jump shots. Is deadly from free throw line. Connected on 21 straight in one span. Has hit 137 of 173 this season.



1939 . . . University of Oregon



First row, left to right: Wally Johansen, "Slim" Wintermute, Capt. Bob Anet, Coach Howard Hobson, Lauren Gale, and John Dick.
 Back row, left to right: Bob Hardy, Evert McNeely, Jay Langston, Ford Mullen, Matt Pavalunas, Bob Officcor, Ted Sarpola and Earl Sandness.

The University of Oregon won the distinction of annexing the first National Collegiate basketball tournament title, when it defeated Ohio State 46-33 before 5,500 in Northwestern University's Patten Gym, Monday night, March 27, 1939. In stamping themselves as the nation's No. 1 team for the 1938-39 season, as well as one of the greatest collegiate teams of all-time, the Webfeet marched to the title in convincing fashion.

Oregon led Ohio State all through their championship meet-



HOMECOMING—The first of 24 happy homecomings for National Collegiate basketball champions is depicted above at Eugene, Oregon, March 30, 1939, where more than 2,000 fans greeted the University of Oregon, first national champion, three days following its 46-33 triumph over Ohio State at Northwestern University.

ing. The Pacific Coast Conference champions employed a fast breaking offense and a zone defense that bothered the Big Ten representatives, with much of the scoring power provided by a pair of small guards, Captain Bob Anet and Wally Johansen. Ohio State came within three points of tying their rivals early in the second half on the strength of Captain Jim Hull's accurate outside shooting only to have the West Coast club rally to salt away the decision.

The Webfeet qualified for the finals by trimming Texas and Oklahoma in the Western Regionals at the Sports Coliseum on Treasure Island, a man-made island in San Francisco Bay. The season's play in the Missouri Valley district was so close that a special play-off had to be held at Oklahoma City from a field provided by Drake, Oklahoma State, Oklahoma and Missouri, with the latter club withdrawing and Oklahoma eventually qualifying.


The Eastern Regionals were held in Penn's Palestra with Ohio State taking top honors by virtue of triumphs over Wake Forest and Villanova. Where these games attracted audiences of 2,036 and 1,489, the West Coast twin bills drew 6,000.

March 27, 1939, at Northwestern University

| OREGON 46 | | | | OHIO STATE 33 | | | |
|------------------|----|----|-----|-----------------|----------|-------|-----|
| | Fg | F | Pts | | Fg | F | Pts |
| Gale | 2 | 4 | 8 | Hull | 5 | 2 | 12 |
| Dick | 5 | 5 | 15 | Mickelson | 0 | 0 | 0 |
| Wintermute | 2 | 0 | 4 | Baker | 0 | 0 | 0 |
| Anet | 4 | 2 | 10 | Stafford | 0 | 0 | 0 |
| Mullen | 0 | 0 | 0 | Maag | 0 | 0 | 0 |
| Johansen | 4 | 1 | 9 | Schick | 1 | 0 | 2 |
| Pavalunas | 0 | 0 | 0 | Sattler | 3 | 1 | 7 |
| | | | | Scott | 0 | 1 | 1 |
| | | | | Boughner | 1 | 0 | 2 |
| | | | | Lynch | 3 | 1 | 7 |
| | | | | Dawson | 1 | 0 | 2 |
| Total | 17 | 12 | 46 | Total | 14 | 5 | 33 |
| Score | | | | 1st Half | 2nd Half | Total | |
| OREGON | | | | 21 | 25 | 46 | |
| OHIO STATE | | | | 16 | 17 | 33 | |

Referees—John Getchell and Lyle Clarno

1940 . . . Indiana University



First row, left to right: Jim Gridley, Herm Schaefer, Bob Dro, Marvin Huffman, Jay McCreary, Paul Armstrong and Ralph Dorsey.
 Back row, left to right: Coach Branch McCracken, Chet Francis, Bill Menke, Andy Zimmer, Bob Menke and Assistant Coach Ralph Graham.

The second annual National Collegiate tournament was a decided success—financially as well as artistically—as Indiana downed Kansas, 60-42, in Kansas City's Municipal on March 30, 1940 before a capacity throng of 10,000. The earlier Western Regionals also were held in the mid-western city and the \$22,228.65 box office take not only wrote off the loss of the previous season's venture but started the tournament off upon the many successes it has since experienced.

In the title tilt, Kansas led Indiana 10-4 at the seven minute mark, but then the Hoosiers started to click, hitting on 13 of 39 shots to assume a 32-19 half-time lead. The winners increased their superiority the rest of the way. All-told, they hit 26 of 75 for an "amazing" 34.6 per cent. Bobby Allen, son of Kansas

Coach "Phog" Allen, was the game's leading scorer with 13 points.

The tournament was exceptional in that it brought together five of the nation's leading teams. The title game was highlighted with impressive ceremonies honoring Dr. James Naismith, the game's founder, who died on November 28, 1939, and the attendance—for the first time—of members of the National Joint Basketball Rules Committee and the National Association of Basketball Coaches.

Both the Eastern and Western Regional games were closely waged, except for the Indiana-Springfield contest which was a lop-sided affair.



**Most
Valuable
Player**

MARVIN HUFFMAN
Indiana

March 30, 1940, at Kansas City

| INDIANA 60 | | | | KANSAS 42 | | | |
|------------|-------|---|-----|-----------|----------|-------|-----|
| | Fg | F | Pts | | Fg | F | Pts |
| Schaeffer | 4 | 1 | 9 | Ebling | 1 | 2 | 4 |
| Armstrong | 4 | 2 | 10 | Hunter | 0 | 1 | 1 |
| McCreary | 6 | 0 | 12 | Engleman | 5 | 2 | 12 |
| Gridley | 0 | 0 | 0 | Hogben | 2 | 0 | 4 |
| Wm. Menke | 2 | 1 | 5 | Allen | 5 | 3 | 13 |
| Bob Menke | 0 | 0 | 0 | Kline | 0 | 0 | 0 |
| Huffman | 5 | 2 | 12 | Miller | 0 | 2 | 2 |
| Francis | 0 | 0 | 0 | Voran | 0 | 1 | 1 |
| Zimmer | 2 | 1 | 5 | Harp | 2 | 1 | 5 |
| Dro | 3 | 1 | 7 | Sands | 0 | 0 | 0 |
| Dorsey | 0 | 0 | 0 | Johnson | 0 | 0 | 0 |
| Total | 26 | 8 | 60 | Total | 15 | 12 | 42 |
| Score | | | | 1st Half | 2nd Half | Total | |
| INDIANA | | | | 32 | 28 | 60 | |
| KANSAS | | | | 19 | 23 | 42 | |

Referees—Ted O'Sullivan and Gill McDonald

1941 . . . University of Wisconsin



First row, left to right: Bob Alwin, Bob Sullivan, Fred Rehm, John Kotz, Gene Englund, Charles Epperson, Ted Strain, Harlo Scott and Ed Scheiwe.
 Back row, left to right: Manager Walter Bakke, Trainer Ed Downs, Bob Roth, George Affeldt, Warren Schrage, Don Timmerman, Ted Deppe, John Lynch, Ed Jones, Coach Bud Foster and Assistant Coach Fred Wegner.

The third year of the National Collegiate tournament brought about two major developments: (1) for the first time the field definitely was composed of representative major powers and (2) interest attained such heights that local teams were not needed to assure financial success.

Wisconsin emerged as the new champion when it trimmed Washington State, 39-34, in the finals before 7,219 at Kansas City. The sensational Badgers, 3-9 and ninth in conference play the previous winter, qualified for the title game by squeaking past Dartmouth, 51-50, and coming from behind to over-take Pittsburgh, 36-30. In the tourney finale, Wisconsin struggled with Washington State all the way. The teams were tied at 24-all. The winners led, by 34-32, at which point they reeled off

five straight points in the closing minutes to seal their decision.

The championship game was highlighted by an impressive spot-light introduction of members of the 1916 Big 10 championship (20-1) Wisconsin team. The tournament also was remarkable in that it marked the first participation of an Ivy League representative and a formidable Arkansas quintet that previously had been undefeated in college play.

Kansas City fans proved conclusively that it was not necessary for a "home" team to be in the tournament to assure a large crowd. The National Collegiate tournament was on its way!



**Most
Valuable
Player**

**JOHN KOTZ
Wisconsin**

March 22, 1941, at Kansas City

| WISCONSIN 39 | | | | WASHINGTON STATE 34 | | | |
|------------------|----|---|-----|---------------------|----------|-------|-----|
| | Fg | F | Pts | | Fg | F | Pts |
| Epperson | 2 | 0 | 4 | Gentry | 0 | 1 | 1 |
| Schrage | 0 | 0 | 0 | Gilberg | 1 | 0 | 2 |
| Kotz | 5 | 2 | 12 | Butts | 1 | 1 | 3 |
| Englund | 5 | 3 | 13 | Lindeman | 0 | 3 | 3 |
| Timmerman | 1 | 0 | 2 | Zimmerman | 0 | 0 | 0 |
| Rehm | 2 | 0 | 4 | Gebert | 10 | 1 | 21 |
| Strain | 0 | 2 | 2 | Hunt | 0 | 0 | 0 |
| Alwin | 1 | 0 | 2 | Sundquist | 2 | 0 | 4 |
| | | | | Hooper | 0 | 0 | 0 |
| Total | 16 | 7 | 39 | Total | 14 | 6 | 34 |
| Score | | | | 1st Half | 2nd Half | Total | |
| WISCONSIN | 21 | | | 18 | 39 | | |
| WASHINGTON STATE | 17 | | | 17 | 34 | | |

Referees—Bill Haarlow and Wally Cameron

1942 . . . Stanford University



Left to right: Bill Cowden, Howie Dallmar, Ed Voss, Jim Pollard, Don Burness and Coach Everett Dean.

The fourth year of the tournament continued to show marked popularity of this national classic. For the first time, the title tilt was without a Big Ten representative. Instead, it brought together two powerhouses, from opposite ends of the nation—the Indians of Stanford and the Indians of Dartmouth. The former, 53-38 victors, were coached by Everett Dean, the latter by Ossie Cowles, one of Dean's former players at Carlton College 18 years before.

The tournament was highlighted by another coach-player combination since the opening Western Regional doubleheader brought together Kansas, which was coached by the veteran

Dr. Forest C. (Phog) Allen, and Colorado, which was guided by Forrest (Frosty) Cox, one of his star players of a dozen years before.

Stanford, which averaged 6 feet, 3½ inches, managed to win the final game even though one of its starters, Jim Pollard, had to sit out the big game because of the "flu." The Pacific Coast Conference champions won the championship largely because of the fine all-around floor play of Sophomore Howie Dallmar, winner of MVP honors. The teams played virtually upon even terms for the first half. However, with the score tied at 26-all, Stanford scored seven points in a row and then kept adding to its advantage through the closing minutes.



**Most
Valuable
Player**

HOWARD DALLMAR
Stanford

March 28, 1942, at Kansas City

| STANFORD 53 | | | | DARTMOUTH 38 | | | |
|-------------|----|---|-----|-------------------------|----|---|-----|
| | Fg | F | Pts | | Fg | F | Pts |
| Dana | 7 | 0 | 14 | Myers | 4 | 0 | 8 |
| Eikelman | 0 | 0 | 0 | Parmer | 1 | 0 | 2 |
| Burness | 0 | 0 | 0 | Munroe | 5 | 3 | 13 |
| Linari | 3 | 0 | 6 | Shaw | 0 | 0 | 0 |
| Voss | 6 | 1 | 13 | Olsen | 4 | 0 | 8 |
| Madden | 0 | 0 | 0 | Pogue | 0 | 0 | 0 |
| Cowden | 2 | 1 | 5 | Pearson | 2 | 2 | 6 |
| McCaffrey | 0 | 0 | 0 | McKernan | 0 | 0 | 0 |
| Dallmar | 6 | 3 | 15 | Skaug | 1 | 0 | 2 |
| Oliver | 0 | 0 | 0 | Briggs | 0 | 0 | 0 |
| Total | 24 | 5 | 53 | Total | 17 | 4 | 38 |
| Score | | | | 1st Half 2nd Half Total | | | |
| STANFORD | | | | 24 29 53 | | | |
| DARTMOUTH | | | | 22 16 38 | | | |

Referees—A. B. Curtis and Glenn Adams

1943 . . . University of Wyoming



First row, left to right: Don Waite, Earl "Shadow" Ray and Jim Reese.
 Back row, left to right: Jim Collins, Floyd Volker, Milo Komenich, Coach Ev Shelton, Lou Roney, Kenny Sailors and Jim Weir, Professor Philip O. Badger, President of the NCAA.

National honors continued to remain in the West as a great Wyoming team, beaten only by Duquesne in Collegiate play, trimmed Georgetown 46-34 in the finals. The title game, as well as the Eastern Regionals, were staged for the first time at Madison Square Garden and the total attendance for the five programs that composed the tournament soared to 56,876. The finals drew 13,300.

The Wyoming-Georgetown affair was closely waged for the first 30 minutes. The score had been tied on 10 different occasions. Georgetown held a 31-26 lead whereupon the Cowboys, paced by their brilliant dribbler and high scorer Kenny Sailors, tallied 11 points in a row. After the Hoyas retaliated with three points to close the gap to 36-34, they came back with nine more in the last 90 seconds to give the final score a wrong impression of the titanic struggle that took place.

As is the custom in most tournaments, the opening rounds were packed with thrilling developments. Georgetown started off by ousting favored New York University with a convincing 55-36 triumph. On the following evening, Johnny Mahnken out-scored freshman George Mikan 17-11 as the Hoyas off-set a poor first half performance by taking control after snapping a 29-29 tie at the 24-minute mark.

Similarly, Wyoming displayed championship class in the Western Regionals at Kansas City by combining clever ball handling and speed to chalk up cliff-hanging decisions over both Oklahoma and Texas. In both instances, the Cowboys had to finish strong to overcome earlier deficits. One of the features of these games was the one-hand shooting of John Hargis, of Texas, who set a new tourney record of 59 points in two games.



**Most
Valuable
Player**

**KEN SAILORS
Wyoming**

March 30, 1943, at Madison Square Garden

| WYOMING 46 | | | | GEORGETOWN 34 | | | |
|------------|---------|---|-----|---------------|----------|-------|-----|
| | Fg | F | Pts | | Fg | F | Pts |
| Sailors | 6 | 4 | 16 | Reilly | 1 | 0 | 2 |
| Collins | 4 | 0 | 8 | Potoliccho | 1 | 2 | 4 |
| Weir | 2 | 1 | 5 | Gabbianelli | 1 | 2 | 4 |
| Waite | 0 | 0 | 0 | Hyde | 0 | 0 | 0 |
| Komenich | 4 | 1 | 9 | Mahnken | 2 | 2 | 6 |
| Volker | 2 | 1 | 5 | Hassett | 3 | 0 | 6 |
| Roney | 0 | 1 | 1 | Finnerty | 0 | 0 | 0 |
| Reese | 1 | 0 | 2 | Kraus | 2 | 0 | 4 |
| | | | | Feeney | 4 | 0 | 8 |
| | | | | Duffey | 0 | 0 | 0 |
| Total | 19 | 8 | 46 | Total | 14 | 6 | 34 |
| Score | | | | 1st Half | 2nd Half | Total | |
| WYOMING |18 | | | 28 | 46 | | |
| GEORGETOWN |16 | | | 18 | 34 | | |

Referees—Pat Kennedy and Matty Begovich

1944 . . . University of Utah



First row, left to right: Mas Tatsuno and Ray Kingston.
 Second row, left to right: James Nance, Fred Lewis, Wat Misaka, Bill Kastelic, and Manager Keith Brown.
 Back row, left to right: Coach Vadal Peterson, Fred Sheffield, Herb Wilkinson, Arnold Ferrin, Dick Smuin, Bob Lewis and Assistant Coach Sherman "Pete" Couch.

Utah became the first "Cinderella" team of NCAA tourney play when it became an "eleventh hour" entry and then put on a magnificent post-season display to trim Missouri, Iowa State and Dartmouth to take top national honors. The "Utes" had finished third in the Skyline Conference and accepted a bid to the National Invitation meet, where they were eliminated by Kentucky, 46-38. However, since Arkansas had to withdraw from the NCAA tourney because two of its stars were injured in an auto accident, the Redskins consented to substitute for the Razorbacks.

The Utah-Dartmouth finale was a real struggle between two great teams. The lead kept changing throughout the game,

once seven times within a 2½ minute period. Dartmouth never led by more than three points and the greatest advantage the Utes ever enjoyed was but one minute before the end, 36-32. However, the Ivy Leaguers managed to force an overtime three seconds from the end when Ev Nordstrom picked up a loose ball, whipped it to Frank Murphy, who fed Dick McGuire for the tying basket.

Utah finally won, 42-40, just before the overtime ended when Herb Wilkinson hit on a difficult corner shot. The title game was played before 15,000 at Madison Square Garden. A new tourney attendance mark of 59,389 was set for the entire five nights despite war-time travel restrictions.



**Most
Valuable
Player**

ARNOLD FERRIN
Utah

March 28, 1944, at Madison Square Garden

| UTAH 42 | | | | DARTMOUTH 40 | | | |
|-----------|----|----|-----|--------------|----------|----------|-------|
| | Fg | F | Pts | | Fg | F | Pts |
| Ferrin | 8 | 6 | 22 | Gale | 5 | 0 | 10 |
| Smuin | 0 | 0 | 0 | Mercer | 0 | 1 | 1 |
| Sheffield | 1 | 0 | 2 | Leggat | 4 | 0 | 8 |
| Misaka | 2 | 0 | 4 | Nordstrom | 0 | 0 | 0 |
| Wilkinson | 3 | 1 | 7 | Brindley | 5 | 1 | 11 |
| Lewis | 2 | 3 | 7 | McGuire | 3 | 0 | 6 |
| | | | | Murphy | 0 | 0 | 0 |
| | | | | Vancisin | 2 | 0 | 4 |
| | | | | Goering | 0 | 0 | 0 |
| Total | 16 | 10 | 42 | Total | 19 | 2 | 40 |
| Score | | | | 1st Half | 2nd Half | Overtime | Total |
| UTAH | 17 | | | 19 | 6 | | 42 |
| DARTMOUTH | 18 | | | 18 | 4 | | 40 |

Referees—James Osborne and Paul Menton

1945 . . . Oklahoma State University



First row, left to right: D. W. Jones, Weldon Kern, J. L. Parks, Doyle Parrack, and John Wylie. Back row, left to right: Bill Johnson, Joe Halbert, Commissioner "Tug" Wilson, Bob Kurland, Coach Henry "Hank" Iba, Blake Williams, Cecil Hankins and Buddy Williams.

Ball control play brought Oklahoma State its first National Collegiate title when the Cowboys withstood a late New York University rally to win the big game before 18,035 at Madison Square Garden, 49-45. Strangely, NYU ruled 19-4 at the 14-minute mark, but, with the 7-foot Bob Kurland controlling the boards, the Oklahomans kept pecking away for their careful shots so that they led 26-21 at half-time and held a 37-26 margin six minutes after intermission. After that, the Violets fought back but time expired before they could close the gap any more.

New York University qualified for the title game with a sensational overtime triumph over Ohio State. Arnie Risen, the

Buckeyes' giant center, fouled out with two minutes remaining and his team still ahead, 62-52. At that point, the New Yorkers halted the clock with continuous substitutions and Don Forman finally knotted the score with a long set shot two seconds before the end of regulation play.

There also was lots of excitement in the Western Regionals at Kansas City as Arkansas downed Oregon, 79-76, in a wild record-breaking high-scoring affair. A contrast was offered each night as Oklahoma State used its ball-control game effectively to trim Utah and Arkansas by convincing margins. A major factor in the Cowpokes' triumphs was the play of Kurland who kept feeding Doyle Parrack and Cecil Hankins.



**Most
Valuable
Player**

BOB KURLAND
Oklahoma

March 27, 1945, at Madison Square Garden

| OKLAHOMA STATE 49 | | | NEW YORK UNIVERSITY 45 | | | | | |
|---------------------|----|---|------------------------|------------|----|----------|-----|-------|
| | Fg | F | Pts | | Fg | F | Pts | |
| Hankins | 6 | 3 | 15 | Grenert | 5 | 2 | 12 | |
| Parks | 0 | 0 | 0 | Forman | 5 | 1 | 11 | |
| Kern | 3 | 0 | 6 | Goldstein | 0 | 2 | 2 | |
| Wylie | 0 | 0 | 0 | Schayes | 2 | 2 | 6 | |
| Kurland | 10 | 2 | 22 | Walsh | 0 | 0 | 0 | |
| Parrack | 2 | 0 | 4 | Tanenbaum | 2 | 0 | 4 | |
| Williams | 1 | 0 | 2 | Mangiapane | 2 | 2 | 6 | |
| | | | | Most | 1 | 2 | 4 | |
| Total | 22 | 5 | 49 | Total | 17 | 11 | 45 | |
| Score | | | 1st Half | | | 2nd Half | | Total |
| OKLAHOMA STATE | | | 26 | | | 23 | | 49 |
| NEW YORK UNIVERSITY | | | 21 | | | 24 | | 45 |

Referees—A. B. Curtis and Glenn Adams

1946 . . . Oklahoma State University



First row: Trainer Robert Williams.

Second row, left to right: A. L. Bennett, Paul Geyman, J. L. Parks, Joe Pitts, Larry Hayes, Blake Williams, Joe Bradley and Eugene Bell.

Back row, left to right: Assistant Coach LeRoy Floyd, Clarence Parker, Sam Aubrey, James Moore, Bob Kurland, Joe Halbert, Lou Steinmeir, Bill Crowe and Coach Henry "Hank" Iba.

Oklahoma State became the first to win top National Collegiate laurels two years in a row when it squeezed by North Carolina, 43-40, before 18,479 at Madison Square Garden. Once again Bob Kurland stood out even though he fouled out five minutes from the end. In addition to taking top scoring honors with 22 points, the giant center had a hand in all but four of his team's 22 field goals. While the Cowboys led by 19 at one point, the Tar Heels fought back to whittle the count to 36-33 at the three-quarter mark. The game continued upon even terms thereafter.

The two-time champs qualified for the finals rather handily. They first qualified for the Western Regionals by downing Kansas, Big Six champions, 49-38, before 9,045. Subsequently,

the Cowboys encountered little difficulty in ousting Baylor, 44-29, and California, 52-35.

North Carolina, on the other hand, did not qualify as easily in two appearances at New York City. The Southerners licked New York University 57-49, and then had to go into overtime to oust Ohio State, 60-57. This game had a strange beginning in that the rival clubs, featuring stand out players, played scoreless ball for the first 5 minutes and 20 seconds.

Following the championship game, Oklahoma State was presented the James St. Clair Memorial Award, emblematic of the national title, by Mrs. St. Clair.

National third place was decided for the first time with Ohio State winning over California.



**Most
Valuable
Player**

**BOB KURLAND
Oklahoma State**

March 26, 1946, at Madison Square Garden

| OKLAHOMA STATE 43 | | | | NORTH CAROLINA 40 | | | |
|-------------------|----|----|-----|-------------------------|----|----|-----|
| | Fg | F | Pts | | Fg | F | Pts |
| Aubrey | 0 | 1 | 1 | Dillon | 5 | 6 | 16 |
| Bennett | 3 | 0 | 6 | Anderson | 3 | 2 | 8 |
| Kern | 3 | 1 | 7 | Paxton | 2 | 0 | 4 |
| Bradley | 1 | 1 | 3 | McKinney | 2 | 1 | 5 |
| Kurland | 9 | 5 | 23 | White | 0 | 1 | 1 |
| Halbert | 0 | 0 | 0 | Thorne | 1 | 0 | 2 |
| Williams | 0 | 2 | 2 | Jordan | 0 | 4 | 4 |
| Bell | 0 | 1 | 1 | | | | |
| Parks | 0 | 0 | 0 | | | | |
| Total | 16 | 11 | 43 | Total | 13 | 14 | 40 |
| Score | | | | 1st Half 2nd Half Total | | | |
| OKLAHOMA STATE | | | | 23 20 43 | | | |
| NORTH CAROLINA | | | | 17 23 40 | | | |

Referees—Pat Kennedy and Jocko Collins

1947 . . . College of the Holy Cross



Most Valuable Player



GEORGE KAFTAN
Holy Cross

First row, left to right: Dermie O'Connell, Bob Cousy, Frank Oftring and Andy Laska.
Second row, left to right: Capt. Robert Curran, Co-Capt. Ken Haggerty, Coach Al Julian, Co-Capt. Joe Mullaney and George Kaftan.
Back row, left to right: Assistant Coach Al Riopel, John Riley, Charles Bollinger, Bob McMullen, Charles Graver and Manager Frank Dooley.

For the first time since the inauguration of the National Collegiate tournament, top honors went to an East Coast team as Holy Cross, in winning its 23rd game in a row, trimmed Oklahoma 58-47, before 18,445, at Madison Square Garden. The Crusaders, specializing in an eye-appealing "give and go" brand of ball, took command early in the second half, but did not cut loose until the last three minutes. At that point the score was 48-45. The game was tied 10 times during the first half. The Sooners were kept in the game by the brilliant game of Gerald Tucker, who took top scoring honors with 22 points.

In its march to the title, Holy Cross showed good balance in over-taking both Navy and City College of New York. It was the Crusaders' first appearance in the tournament.

The Kansas City Regional games were extremely close, as two of the tilts were determined by a field goal and a third by a solitary point. Oklahoma's win over Texas was a thriller right down to the end. The Sooners led, 53-48, when Texas rallied. Dan Wagner tied the score at 53-all and Al Madsen soon added a foul. But then, just before the final buzzer, Ken Pryor sank a basket from the side court to clinch the verdict for the Sooners.

The night before, Oregon State trailed Oklahoma, 29-15, and fought right back to take the lead, 48-47, but the Oklahomans had sufficient strength left to squeeze out a 56-54 decision.

At the conclusion of the title game, Harold G. Olsen, who conceived the National Collegiate tournament and served for eight years as tournament director, was presented a silver tray by A. C. Lonborg, the new chairman.

March 25, 1947, at Madison Square Garden

| HOLY CROSS 58 | | | | OKLAHOMA 47 | | | |
|---------------|----|----|-----|-------------|----|----|-----|
| | Fg | F | Pts | | Fg | F | Pts |
| Kaftan | 7 | 4 | 18 | Reich | 3 | 2 | 8 |
| Laska | 0 | 0 | 0 | Waters | 0 | 0 | 0 |
| O'Connell | 7 | 2 | 16 | Day | 0 | 0 | 0 |
| Curran | 0 | 0 | 0 | Courty | 3 | 2 | 8 |
| Reilly | 0 | 0 | 0 | Pryor | 0 | 1 | 1 |
| Oftring | 6 | 2 | 14 | Tucker | 6 | 10 | 22 |
| Bollinger | 0 | 0 | 0 | Paine | 2 | 2 | 6 |
| Mullaney | 0 | 0 | 0 | Landon | 1 | 0 | 2 |
| Cousy | 0 | 2 | 2 | Merchant | 0 | 0 | 0 |
| McMullin | 2 | 4 | 8 | | | | |
| Haggerty | 0 | 0 | 0 | | | | |
| Graver | 0 | 0 | 0 | | | | |
| Total | 22 | 14 | 58 | Total | 15 | 17 | 47 |
| Score | | | | 1st Half | | | |
| HOLY CROSS | | | | 28 | 30 | | 58 |
| OKLAHOMA | | | | 31 | 16 | | 47 |

Referees—Hagan Anderson and Pat Kennedy



LOOSE BALL SCRAMBLE—Holy Cross and Oklahoma players scramble for a loose ball in the 1947 National Collegiate title game at Madison Square Garden. Holy Cross won the title by defeating the Sooners, 58-47.

1948 . . . University of Kentucky



First row, left to right: Ray Thurman, Bill Smethers, John Schiffli, Roger Day, Mike Homa and Garland Townes.

Second row, left to right: Coach Adolph Rupp, Jack Parkinson, Ralph Beard, Johnny Stough, Jim Line, Cliff Barker, Dale Barnstable, Al Cummins and Assistant Coach Harry Lancaster.

Back row, left to right: Manager Humzey Yessin, Albert Campbell, Walter Hirsch, Robert Henne, John Rousakis, Wallace Jones, Alex Groza, Joe Holland, Jim Jordan and Capt. Ken Rollins.

Most Valuable Player



ALEX GROZA
Kentucky

Kentucky capped a brilliant campaign by trouncing Baylor, 58-42, to win its first national title, before 16,174, at Madison Square Garden. With its attack built around Alex Groza, "Wah Wah" Jones and Ralph Beard, the Wildcats did not have too



KENTUCKY FOUL—Kentucky's Cliff Barker (23) fouls Baylor's Bill DeWitt (14) as latter tries lay-up shot in the 1948 National Collegiate basketball finals at Madison Square Garden. Looking on are Alex Groza (36), Wallace Jones (27) and Ken Rollins (26), all of Kentucky. Kentucky defeated Baylor, 58-42, to win the title.

much difficulty winning after having built up a 29-16 half-time lead.

The new champions qualified for the title clash by disposing of both Columbia and Holy Cross rather handily.

On the other hand, Baylor had a more difficult time trying to qualify for the title game. The Bears twice had to come from behind, Washington being edged 64-62, and Kansas State, 60-52. The former affair had a slow start. Baylor failed to score a field goal in the first 10 minutes of play and they trailed, 34-17. The Texans, though, closed the gap to 37-26 at the intermission mark and tied the score at 44-all at the 28-minute mark.


Baylor led for the first time when Jack Robinson made it 55-53. Although Washington thrice led thereafter, Captain Don Heathington accounted for what proved the winning basket and Baylor then controlled the ball for the last 90 seconds.

March 23, 1948, at Madison Square Garden

| KENTUCKY 58 | | | | BAYLOR 42 | | | |
|-------------|----|----|-----|-------------|----------|-------|-----|
| | Fg | F | Pts | | Fg | F | Pts |
| Jones | 4 | 1 | 9 | Owen | 2 | 1 | 5 |
| Line | 3 | 1 | 7 | Pulley | 0 | 1 | 1 |
| Barker | 2 | 1 | 5 | DeWitt | 3 | 2 | 8 |
| Groza | 6 | 2 | 14 | Hickman | 1 | 0 | 2 |
| Holland | 1 | 0 | 2 | Heathington | 3 | 2 | 8 |
| Beard | 4 | 4 | 12 | Preston | 0 | 0 | 0 |
| Rollins | 3 | 3 | 9 | Johnson | 3 | 4 | 10 |
| Barnstable | 0 | 0 | 0 | Strack | 0 | 0 | 0 |
| | | | | Robinson | 3 | 2 | 8 |
| Total | 23 | 12 | 58 | Total | 15 | 12 | 42 |
| Score | | | | 1st Half | 2nd Half | Total | |
| KENTUCKY | | | 29 | 29 | | | 58 |
| BAYLOR | | | 16 | 26 | | | 42 |

Referees—William Haarlow and Gill MacDonald

1949 . . . University of Kentucky



Front row, left to right: Coach Adolph Rupp, Jim Line, Cliff Barker, John Stough, Ralph Beard, Joe Hall, Garland Townes, Assistant Coach Harry Lancaster.
Back row, left to right: Dale Barnstable, Walt Hirsch, Wallace Jones, Alex Groza, Bob Henne, Roger Day, Manager Humzey Yessin.

Top national honors remained at Kentucky for another year as the Wildcats clipped Oklahoma State, 46-36, in the championship game played at Edmundson Pavilion at the University of Washington. The Wildcats were in command throughout the game, even though the Cowboys rallied a bit after Bob Harris had fouled out. The fine play of Alex Groza simply proved too much for the losers.

The powerful Kentucky team did not meet with too much trouble in its title march. The Blue Grass boys set a new tourney scoring mark, despite a slow start, by walloping Villanova, 85-72. The next evening, the champions swept by Illinois, 76-47. The Eastern Regionals were outstanding in that they brought together three of the nation's six top scorers in Paul Arizin, Tony Lavelli and Groza. The Kentucky-Villanova

game was fast and cleanly played, even though five players fouled out.

The Western Regionals at Kansas City provided some awesome events. Wyoming held a 25-22 half-time advantage over Oklahoma State and led by six, with four minutes to go, when the Cowboys started to move. With 11 seconds left and Wyoming ahead by one, both Jack Shelton and Loy Doty, of the rival teams, each missed a free throw. However, the former played the hero's role by hitting on a lay-up with but four seconds remaining. Arkansas trailed Oregon State, 21-17, at half-time even though the Razorbacks hit on but four of 36 floor shots. Still, they twice over-took their foes in the second half, only to have Oregon State break the game wide open over the last 12 minutes, to win 56-38.



**Most
Valuable
Player**


**ALEX GROZA
Kentucky**

March 26, 1949, at University of Washington

| KENTUCKY 46 | | | | OKLAHOMA STATE 36 | | | | |
|----------------|----|----|-----|-------------------|----|----|----------|-------|
| | Fg | F | Pts | | Fg | F | Pts | |
| Jones | 1 | 1 | 3 | Yates | 1 | 0 | 2 | |
| Line | 2 | 1 | 5 | Shelton | 3 | 6 | 12 | |
| Groza | 9 | 7 | 25 | Harris | 3 | 1 | 7 | |
| Beard | 1 | 1 | 3 | Bradley | 0 | 3 | 3 | |
| Barnstable | 1 | 1 | 3 | Parks | 2 | 3 | 7 | |
| Barker | 1 | 3 | 5 | Jaquet | 0 | 1 | 1 | |
| Hirsch | 1 | 0 | 2 | McArthur | 0 | 2 | 2 | |
| | | | | Pilgrim | 0 | 2 | 2 | |
| | | | | Smith | 0 | 0 | 0 | |
| Total | 16 | 14 | 46 | Total | 9 | 18 | 36 | |
| Score | | | | 1st Half | | | 2nd Half | Total |
| KENTUCKY | | | | 25 | | | 21 | 46 |
| OKLAHOMA STATE | | | | 20 | | | 16 | 36 |

Referees—Cliff Ogden and A. B. Curtis

1950 . . . C.C.N.Y.



First row, left to right: Mike Wittlin, Ed Roman, Joe Galiber, Coach Nat Holman, Irwin Dambrot, Norman Mager and Seymour Levey.
 Second row, left to right: Floyd Layne, Arnold Smith, Ed Warner, Al Roth and Herb Cohen.
 Third row, left to right: Ronald Nadell, Arthur Glass, Leroy Watkins, Ed Chenetz and Larry Meyer.
 Back row, left to right: Manager Al Ragusa and Assistant Coach Bobby Sand.

City College of New York won the 12th annual National Collegiate tournament when it defeated Bradley at Madison Square Garden, 71-68. By a strange coincidence, the New Yorkers defeated Bradley, 69-61, the week before to win the National Invitational Tourney, thus becoming the only college ever to win these two tournaments in the same season.

The CCNY-Bradley rematch was thrilling all through the 40 minutes. The score was tied six times and the lead changed hands on nine other occasions. Ahead 39-32 at half time, City College led 58-47 with nine minutes to play, but Bradley narrowed this down to 66-61 in the next seven minutes and trailed 69-68 with but 45 seconds remaining.

City College had two close calls in Regional play. In its Ohio

State encounter, the half-time score was 40-all. In the second period neither club was sharp in its shooting, since CCNY hit on only six of its 21 shots and Ohio State made good on but five of 20 tries. The New Yorkers finally won, 56-55. City had to come up with a great team effort to overcome North Carolina State, 78-73, since Sam Ranzino and Dick Dickey combined for 40 points for the losers.

Bradley's march to the title game was not easy. First, the Braves had to over-take Kansas, 59-57, to qualify for the tournament. In their first encounter, they ousted U.C.L.A., 73-59, after trailing, 57-50, with only 6½ minutes remaining. Bradley then got past Brigham Young, 68-66, after the Cougars had staged a brilliant comeback over the last 3½ minutes that almost wiped out an eight-point deficit.



**Most
Valuable
Player**


**IRWIN DAMBROT
C.C.N.Y.**

March 28, 1950, at Madison Square Garden

| C. C. N. Y. 71 | | | | BRADLEY 68 | | | |
|----------------|----|----|-----|------------|----------|-------|-----|
| | Fg | F | Pts | | Fg | F | Pts |
| Dambrot | 7 | 1 | 15 | Grover | 0 | 2 | 2 |
| Galiber | 0 | 0 | 0 | Schlictman | 0 | 0 | 0 |
| Roman | 6 | 0 | 12 | Behnke | 3 | 3 | 9 |
| Warner | 4 | 6 | 14 | Kelly | 0 | 0 | 0 |
| Layne | 3 | 5 | 11 | Unruh | 4 | 0 | 8 |
| Roth | 2 | 1 | 5 | Mann | 2 | 5 | 9 |
| Nadell | 0 | 0 | 0 | Freece | 6 | 0 | 12 |
| Mager | 4 | 6 | 14 | Stowell | 0 | 1 | 1 |
| | | | | Melchiorre | 7 | 2 | 16 |
| | | | | Chianakas | 5 | 1 | 11 |
| Total | 26 | 19 | 71 | Total | 27 | 14 | 68 |
| Score | | | | 1st Half | 2nd Half | Total | |
| C. C. N. Y. | | | | 39 | 32 | 71 | |
| BRADLEY | | | | 32 | 36 | 68 | |

Referees—Louis Eisenstein and Ronald Gibbs

INTERNATIONAL®
CUB® CADET



Speed all yardwork on a seven horsepower Cub Cadet, today's easiest handling compact tractor. Here's unmatched riding comfort and operating ease. And there's a full line of big-capacity equipment to save you time on any job!

EWING GARAGE
12508 Dixie Highway, Valley Station, Kentucky, 947-2175

M. & M. MOTORS, INC.
Shelbyville, Kentucky, 633-2800

MT. WASHINGTON CENTRAL GARAGE
Mt. Washington, Kentucky, 538-4245

PRUITT FARM & INDUSTRIAL SALES & SERVICE
4400 Bishop Ln., Louisville, Kentucky, 459-2414

ST. MATTHEW'S FEED & SEED STORE
225 Chenoweth Lane, Louisville, Kentucky, 896-4473

NEW speed and ease on
every lawn and garden job!



**INTERNATIONAL
HARVESTER**

*Welcome Back and
Best Wishes For A Successful Tournament*

**LOUISVILLE HOTEL
ASSOCIATION**

Members

BROWN HOTEL

BROWN SUBURBAN HOTEL

KENTUCKY HOTEL

SHERATON HOTEL

SHERWYN HOTEL

Frisch's



BIG BOY RESTAURANTS

Home of
America's Original
DOUBLE-DECKER
HAMBURGER

Compliments
of a
friend.*

*(Especially when you need money.)

SEABOARD FINANCE COMPANY

Eight Offices to serve you in Kentucky:

ASHLAND
COVINGTON
HENDERSON
LEXINGTON
LOUISVILLE (3 offices)
OWENSBORO

LOANS TO \$800
24 MONTHS TO REPAY

*the thinking fellow
rides a yellow*

Yellow Cab

584 then same as before, 2121

EASTER

DUKE Blue Devils

| No. | NAME | Pos. | Ht. | Wt. | Class | Field Goals | Free Throws | Fouls | Points |
|-----|-----------------|------|------|-----|-------|-------------|-------------|-------|--------|
| *11 | †Fred Schmidt | G | 6-3 | 190 | Sr. | | | | |
| 13 | Brent Kitching | F | 6-6 | 215 | So. | | | | |
| 20 | Denny Ferguson | G | 6-0 | 170 | So. | | | | |
| *22 | †Jay Buckley | C | 6-10 | 215 | Jr. | | | | |
| *23 | Ray Cox | G | 6-0 | 165 | Jr. | | | | |
| *25 | †Art Heyman | F | 6-5 | 205 | Sr. | | | | |
| *30 | †Buzzy Harrison | G | 6-3 | 180 | Jr. | | | | |
| 31 | Hack Tison | C | 6-10 | 205 | So. | | | | |
| *33 | Bob Jamieson | F | 6-5 | 205 | Jr. | | | | |
| *44 | †Jeff Mullins | F | 6-4 | 185 | Jr. | | | | |
| 45 | Ted Mann, Jr. | F | 6-5 | 197 | So. | | | | |
| 55 | Ron Herbster | G | 6-2 | 178 | So. | | | | |

* Denotes Letterman † Denotes probable starting line up — Average height: 6-3



Crowds of 100 to 100,000

No Problem For

BRANTLEY SECURITY & US

Louisville's Oldest Established And Experienced

B. K. BRANTLEY, Pres

EM 6-0265 — P. O. BOX 17081 —

WESTER

CINCINNATI Bearcats

| No. | NAME | Pos. | Ht. | Wt. | Class | Field Goals | Free Throws | Fouls | Points |
|-----|-------------------|------|------|-----|-------|-------------|-------------|-------|--------|
| *11 | †Larry Shingleton | G | 5-10 | 160 | Sr. | | | | |
| *14 | Bill Abernethy | F | 6-5 | 200 | Jr. | | | | |
| 15 | Gene Smith | F | 6-6 | 210 | So. | | | | |
| *20 | †Tony Yates | G | 6-1 | 175 | Sr. | | | | |
| *21 | †Ron Bonham | F | 6-5 | 192 | Jr. | | | | |
| *24 | Dale Heidotting | F-C | 6-8 | 195 | Sr. | | | | |
| *25 | †Tom Thacker | F | 6-2 | 170 | Sr. | | | | |
| 31 | Ken Cunningham | G | 5-11 | 165 | So. | | | | |
| *32 | †George Wilson | C | 6-8 | 210 | Jr. | | | | |
| 33 | Fritz Meyer | G | 5-10 | 150 | So. | | | | |
| *34 | Larry Elsasser | G | 6-2 | 185 | Jr. | | | | |

* Denotes Letterman † Denotes probable starting lineup — Average height: 6-3

N FINALS

LOYOLA Ramblers

| No. | NAME | Pos. | Ht. | Wt. | Class | Field Goals | Free Throws | Fouls | Points |
|-----|-----------------|------|------|-----|-------|-------------|-------------|-------|--------|
| 10 | Rich Rochelle | C | 6-9 | 249 | Jr. | | | | |
| *11 | †John Egan | G | 5-10 | 175 | Jr. | | | | |
| *15 | †Jerry Harkness | F | 6-2 | 175 | Sr. | | | | |
| 23 | Chuck Wood | F-G | 6-3 | 175 | Jr. | | | | |
| *33 | Jim Reardon | F | 6-4 | 215 | Sr. | | | | |
| 34 | D. Cannaughton | F-G | 6-1 | 182 | So. | | | | |
| *40 | †Vic Rouse | F | 6-6 | 210 | Jr. | | | | |
| *41 | †Leslie Hunter | C | 6-7 | 212 | Jr. | | | | |
| *42 | †Ron Miller | G | 6-2 | 190 | Jr. | | | | |
| | | | | | | | | | |
| | | | | | | | | | |
| | | | | | | | | | |
| | | | | | | | | | |
| | | | | | | | | | |

* Denotes Letterman † Denotes probable starting lineup — Average height: 6-3¼

Persons

HERING SERVICE

and Crowd Handling Service

LOUISVILLE 14, KENTUCKY

- TICKET SALES
- TICKET TAKERS
- SEATING
- PARKING
- SECURITY POLICE

N FINALS

OREGON STATE Beavers

| No. | NAME | Pos. | Ht. | Wt. | Class | Field Goals | Free Throws | Fouls | Points |
|-----|---------------|------|------|-----|-------|-------------|-------------|-------|--------|
| 10 | Jim Jarvis | G | 6-0 | 160 | So. | | | | |
| 14 | †Frank Peters | G | 6-2 | 195 | So. | | | | |
| *15 | Ray Torgerson | F | 6-4 | 197 | Sr. | | | | |
| *21 | †Mel Counts | C | 7-0 | 228 | Jr. | | | | |
| *22 | Tim Campbell | C | 6-6 | 196 | Sr. | | | | |
| 23 | †Jim Kraus | F | 6-7 | 180 | So. | | | | |
| *24 | †Terry Baker | G | 6-3 | 196 | Sr. | | | | |
| *25 | Dave Hayward | G | 5-10 | 170 | Sr. | | | | |
| *30 | Rex Benner | G | 6-3 | 185 | Jr. | | | | |
| *31 | †Steve Pauly | F | 6-4 | 200 | Sr. | | | | |
| *35 | Gary Rossi | G | 6-1 | 175 | Sr. | | | | |
| | | | | | | | | | |
| | | | | | | | | | |
| | | | | | | | | | |

* Denotes Letterman † Denotes probable starting lineup — Average height: 6-6

Save ON MORE THAN
2400 BUILDING MATERIAL PRODUCTS

BRAND NAMES
LOW PRICES
CASH & CARRY

WATERBURY BROTHERS

700 Vine Street
Louisville JU 2-3806

McCall's
REBOUNDER

P. O. BOX 2244

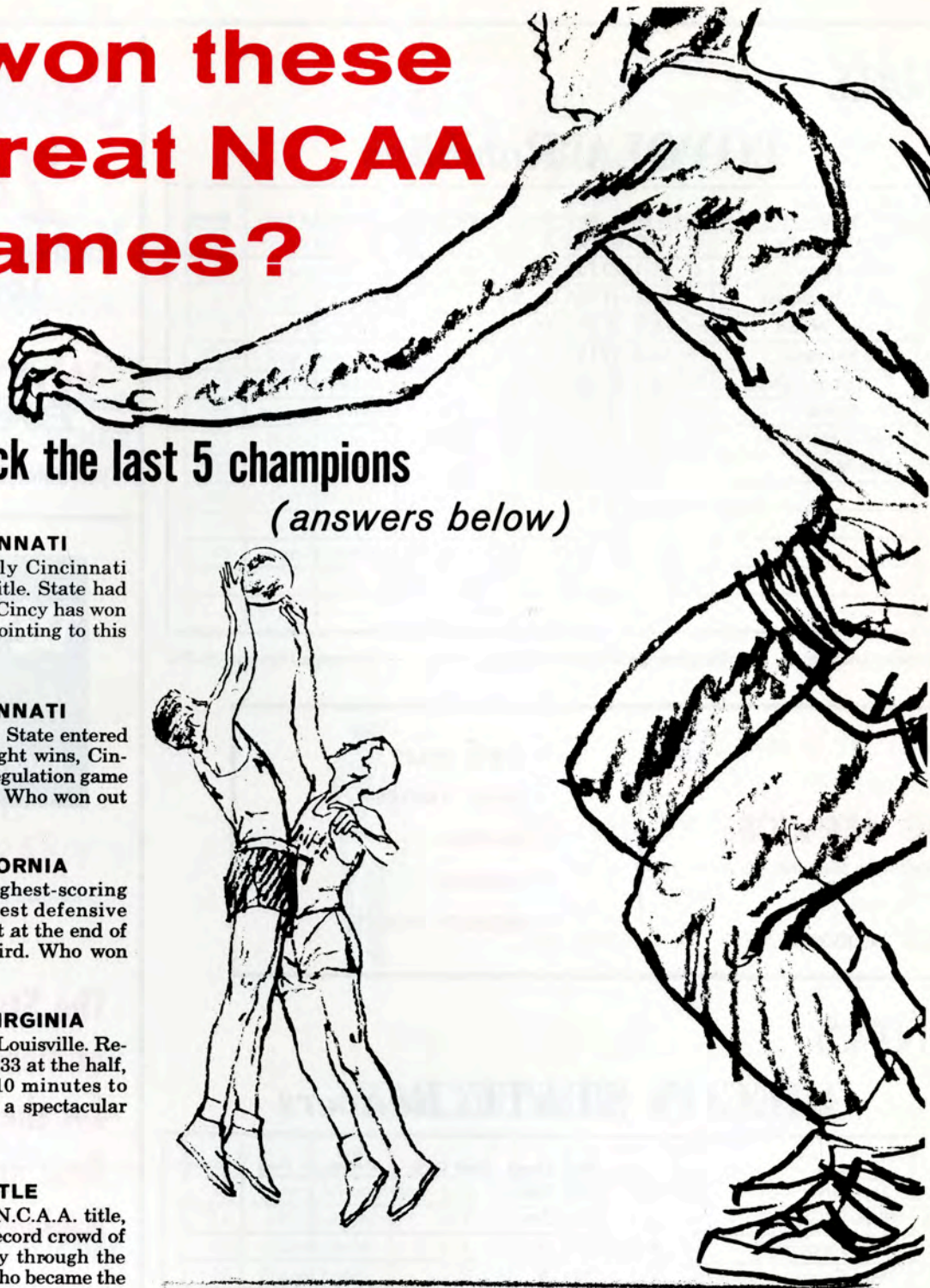
RALEIGH, NORTH CAROLINA

The Standard
of Measure
for the
Best in
Basketball!

SEE IT
THIS WEEK
AT THE
BROWN HOTEL



Who won these 5 great NCAA title games?



See if you can pick the last 5 champions

1962

OHIO STATE vs CINCINNATI

For the second straight year, only Cincinnati blocked Ohio State's road to the title. State had lost only one game all season. But Cincy has won its last 16 straight and had been pointing to this one for months. Did they win it?

1961

OHIO STATE vs CINCINNATI

This was a real barn-burner. Ohio State entered the game with a string of 31 straight wins, Cincinnati had won 20 in a row. The regulation game ended with the score tied at 61-61. Who won out in overtime?

1960

OHIO STATE vs CALIFORNIA

This game pitted the nation's highest-scoring team (Ohio State) against the best defensive team (California). Cal ranked first at the end of the season, Ohio State ranked third. Who won the game?

1959

CALIFORNIA vs WEST VIRGINIA

This one was played right here in Louisville. Remember? California was ahead 39-33 at the half, built its lead to 13 points with 10 minutes to play. Then West Virginia put on a spectacular whirlwind finish. Did they win?

1958

KENTUCKY vs SEATTLE

Kentucky, shooting for its fourth N.C.A.A. title, met Seattle's Chieftains before a record crowd of 18,803 here in Louisville. Halfway through the third quarter, Seattle led, 44-38. Who became the '58 champ?

(answers below)



5 great ways to get a good-tasting smoke



PHILIP MORRIS

INCORPORATED

Makers of America's finest cigarettes
Louisville, Kentucky

1961 Cincinnati won, 70-65
1960 Ohio State won, 75-55
1959 California won, 71-70
1958 Kentucky won, 84-72
1962 Cincinnati won, 71-59

1951 . . . University of Kentucky



Front row, left to right: Coach Adolph Rupp, Chas. Newton, Lucian Whitaker, Walt Hirsch, Bob Watson, Guy Strong, Assistant Coach Harry Lancaster.
 Back row, left to right: Trainer Smokey Harper, Dwight Price, Lou Tsiropoulos, Shelby Linville, Bill Spivey, Roger Layne, Cliff Hagan, Frank Ramsey, Bobby Moore.

The 1951 National Collegiate tournament showed marked strides, as the field was enlarged to 16 teams and a new tourney attendance mark of 110,645 was established. The finals were played at Williams Arena, of the University of Minnesota, where Kentucky won its third title in four years by downing Kansas State, 68-58. The Blue Grass outfit, starting slowly, trailed 19-13, as Lew Hitch outplayed Bill Spivey, But, with the insertion of the flu-bitten Cliff Hagan, the champs narrowed the margin to a two-point half-time deficit and then gradually moved ahead.


Illinois 79-71 triumph over Columbia was the latter's first defeat after 22 wins in a row and a string of 31 triumphs over a two-year stretch. The Kentucky-Illinois clash was not decided until the last 17 seconds when Frank Ramsey passed to Shelby Linville for a 76-74 victory. Just before the game ended, Captain Don Sunderlage missed a driving shot that hit the rim. The Kentuckians were fortunate to win since three of their starters, Spivey, Hagan and Lucian Whitaker all fouled out.

The Western Regionals at Kansas City provided lots of fine play and exciting action, with Kansas State besting Arizona, 61-59, and Oklahoma State edging Washington, 61-57.

March 27, 1951, at University of Minnesota

| KENTUCKY 68 | | | | KANSAS STATE 58 | | | |
|--------------|----|----|-----|-------------------------|----|----|-----|
| | Fg | F | Pts | | Fg | F | Pts |
| Tsiropoulos | 1 | 0 | 2 | Head | 3 | 2 | 8 |
| Newton | 0 | 0 | 0 | Rousey | 2 | 0 | 4 |
| Hagan | 5 | 0 | 10 | Stone | 3 | 6 | 12 |
| Spivey | 9 | 4 | 22 | Gibson | 0 | 1 | 1 |
| Ramsey | 4 | 1 | 9 | Hitch | 6 | 1 | 13 |
| Linville | 2 | 4 | 8 | Knostman | 1 | 1 | 3 |
| Watson | 3 | 2 | 8 | Barrett | 2 | 0 | 4 |
| Whitaker | 4 | 1 | 9 | Upson | 0 | 0 | 0 |
| | | | | Iverson | 3 | 1 | 7 |
| | | | | Peck | 2 | 0 | 4 |
| | | | | Schuyler | 1 | 0 | 2 |
| Total | 28 | 12 | 68 | Total | 23 | 12 | 58 |
| Score | | | | 1st Half 2nd Half Total | | | |
| KENTUCKY | | | | 27 | 41 | 68 | |
| KANSAS STATE | | | | 29 | 29 | 58 | |

1952 . . . University of Kansas



Most Valuable Player



CLYDE LOVELLETTE
Kansas

First row, left to right: Charlie Hoag, Squires, Allen Kelley, Dean Smith, Dean Kelley.
Second row, left to right: Keller, Bill Lienhard, B. H. Born, Coach F. C. Allen, Clyde Lovellette, Bill Hoagland.
Third row, left to right: Trainer Dean Nesmith, Dye, Alberts, Bill Heitholt, Kenney, Davenport, Assistant Coach Dick Harp, Louderback.

The National Collegiate finals once again were played at the University of Washington, and the winner this time was Kansas, an 80-63 conqueror over St. John's (N. Y.). With Clyde Lovellette accounting for 33 points, the Jayhawks led all the way. The Illinois-St. John's semi-final clash was evenly waged for three quarters. With the score tied at 43-all, the Illini hit a dry spell and finally lost, 61-59. Lovellette also played a major role in Kansas' earlier wins, since he contributed 31 points to Texas Christian's 68-64 defeat and 44 in his club's 74-55 rout of St. Louis. His 141-point total was a new tournament record.

Santa Clara pulled the tourney's major upset in the regional

games at Corvallis, Oregon. The under-dog Broncs surprised U.C.L.A., 68-59, and the next evening shocked heavily favored Wyoming, 56-53. Wyoming replaced its starting team when it held a 14-3 lead, but had to rush back its starters as the youthful Santa Clara club started to get back into the contention, and eventually took command during the second half. LeRoy Esau, of Wyoming, put on a sensational performance in the last four minutes when he sank six successive 25-35 footers in a desperate attempt to wrestle a win for his team. However, Frosh Herb Schoenstein, Jim Young and Ken Sears alternated in matching Esau's baskets to assure a Bronc triumph, 56-53.

Games in the Eastern Regionals largely went according to form—except for the Kentucky-St. John's game, wherein the Wildcats, winners of 23 contests in a row, were rudely surprised, 64-57. Illinois qualified for the finals by staving off Duquesne for a hard-fought 74-68 victory.

The tournament format was changed to provide for four regional tournaments and the revision was met with a record 115,712 attendance.

March 26, 1952, at University of Washington

| KANSAS 80 | | | | ST. JOHN'S (N.Y.) 63 | | | |
|--------------------|----|----|-----|----------------------|----------|-------|-----|
| | Fg | F | Pts | | Fg | F | Pts |
| Kenney | 4 | 4 | 12 | McMahon | 6 | 1 | 13 |
| Davenport | 0 | 0 | 0 | McMorrow | 1 | 0 | 2 |
| Keller | 1 | 0 | 2 | Davis | 1 | 2 | 4 |
| Hoag | 2 | 5 | 9 | Walsh | 3 | 0 | 6 |
| Lovellette | 12 | 9 | 33 | Zawoluk | 7 | 6 | 20 |
| Born | 0 | 0 | 0 | Peterson | 0 | 0 | 0 |
| D. Kelley | 2 | 3 | 7 | MacGilvray | 3 | 2 | 8 |
| Smith | 0 | 0 | 0 | Giancontieri | 0 | 0 | 0 |
| Heitholt | 0 | 0 | 0 | Sagona | 2 | 0 | 4 |
| Lienhard | 5 | 2 | 12 | Duckett | 2 | 2 | 6 |
| Hoagland | 2 | 1 | 5 | Walker | 0 | 0 | 0 |
| A. Kelley | 0 | 0 | 0 | | | | |
| Total | 28 | 24 | 80 | Total | 25 | 13 | 63 |
| Score | | | | 1st Half | 2nd Half | Total | |
| KANSAS | 41 | | | 39 | 80 | | |
| ST. JOHN'S (N. Y.) | 27 | | | 36 | 63 | | |



Clyde Lovellette (16), Bob Zawoluk (30), Jim Walsh (27)

1953 . . . Indiana University



First row, left to right: Bob Leonard, Charley Kraak, Don Schlundt, Dick Farley and Burke Scott.

Second row, left to right: Manager Ron Fifer, Dick White, Jim DeaKyne, Coach Branch McCracken, Paul Poff, Phil Byers and Assistant Coach Ernie Andrews.

Back row, left to right: Ron Taylor, Jim Schooley, Goethe Chambers and Jack Wright. (Lou Scott not in photo).

Most Valuable Player



BERTRAM BORN
Kansas

By converting the second of two free throws, with only 27 seconds remaining, Bob Leonard led top-ranked Indiana to a 69-68 triumph over Kansas for the national title, at Kansas City before 10,500. Thus, the Hoosiers became the first Big Ten champions since 1941 to win national honors. The game was a thriller throughout the full 40 minutes. The score was

tied 14 times and the lead changed hands on 11 other occasions. The biggest advantage held by the Jayhawks was six points, in the first half, while the largest margin enjoyed by Indiana, at any time, was by three points, in the second half.

The various regional contests provided some interesting developments. Lebanon Valley relied largely upon "five iron men" before losing to Louisiana State, 89-76. Notre Dame trimmed Penn State, 69-57. Five minutes from the end, the score was 52-50. The rivals exchanged the lead on 13 occasions. Indiana then eliminated the Irish when Don Schlundt hit for 41 points, with 18 of these coming in the first quarter and 12 in the next period.

After enjoying an 11-point advantage, Kansas had to hang on to down Oklahoma State, 61-55. Washington and Seattle staged a "home town" battle at Corvallis, with the State university winning, 92-70, as Bob Houbregs hit for a record total of 45 points, and 5-9 Johnny O'Brien, the nation's leading scorer, scored but 24 markers.

March 18, 1953, at Kansas City



CLIMBING FOR THE BALL—Indiana University's Charlie Kraak (13) strikes a climbing pose as he fights for this loose ball with Kansas Jayhawks Harold Patterson (9) and B. H. Born (25) in the 1953 National Collegiate final at Kansas City. Indiana defeated the Kansans, 69-68.

| INDIANA 69 | | | | KANSAS 68 | | | |
|------------|----|----|-----|-------------------------|----|----|-----|
| | Fg | F | Pts | | Fg | F | Pts |
| Kraak | 5 | 7 | 17 | Patterson | 1 | 7 | 9 |
| DeaKyne | 0 | 0 | 0 | A. Kelley | 7 | 6 | 20 |
| Farley | 1 | 0 | 2 | Daveniort | 0 | 0 | 0 |
| Schlundt | 11 | 8 | 30 | Born | 8 | 10 | 26 |
| White | 1 | 0 | 2 | Smith | 0 | 1 | 1 |
| Leonard | 5 | 2 | 12 | Alberts | 0 | 0 | 0 |
| Poff | 0 | 0 | 0 | D. Kelley | 3 | 2 | 8 |
| Scott | 2 | 2 | 6 | Reich | 2 | 0 | 4 |
| Byers | 0 | 0 | 0 | | | | |
| Total | 25 | 19 | 69 | Total | 21 | 26 | 68 |
| Score | | | | 1st Half 2nd Half Total | | | |
| INDIANA | | | | 41 28 69 | | | |
| KANSAS | | | | 41 27 68 | | | |

1954 . . . LaSalle College



First row, left to right: Frank Blatcher, Robert Maples, Frank O'Hara, Tom Gola and Bob Ames.

Back row, left to right: Charles Greenberg, Frank O'Malley, Manny Gomez, John Yodenukis, Charles Singley and Manager John Moosbrugger.

Although it had to eliminate five opponents and its strength largely lay in but one player, Tom Gola, LaSalle still managed to win the national title. Its final conquest was a convincing 92-76 verdict over Bradley, at Kansas City, before a capacity audience of 10,500. It was a close contest only up to early minutes of the second half, when the Explorers elected to employ a zone defense and Bradley, resorting to outside shooting, failed to hit with any consistency. For the first time, the championship game was televised nationally.

In spite of its loss, Bradley did well to reach the finals, its seasonal record was fair, yet it managed to upset highly favored Colorado, 76-64, and Oklahoma State, 71-57. In another regional development, LaSalle overcame an early Navy lead to win, 64-48, when Bob Maples got eight quick points to break open an otherwise close contest.

Two stunning upsets were witnessed at Iowa City when Notre Dame surprised title-defending Indiana, 65-64, by holding Don Schlundt to only one field goal and 10 points. Dick Rosenthal scored the winning basket 15 seconds from the end. However, the Irish's joy was short-lived as its 18-game winning streak and dreams of a possible national championship were shattered by Penn State, (last club to be invited into the field of 24 clubs), 71-63.

Events in the Far West were equally as thrilling, as Idaho State halted Seattle's 26-game winning streak, 77-75, and Southern California sneaked by Santa Clara in double overtime, 66-65. In the latter encounter, as 10,000 Corvallis fans cheered lustily, Santa Clara gambled by holding the ball for four minutes. When the clock showed only eight seconds remaining, the Broncs passed to Ken Sears whose try for the winning basket was batted away.



**Most
Valuable
Player**

TOM GOLA
LaSalle

March 20, 1954, at Kansas City

| LA SALLE 92 | | | | BRADLEY 76 | | | |
|-----------------|----|----|-----|-------------------------|----|----|-----|
| | Fg | F | Pts | | Fg | F | Pts |
| Singley | 8 | 7 | 23 | Peterson | 4 | 2 | 10 |
| Greenberg | 2 | 1 | 5 | Babetch | 0 | 0 | 0 |
| Blatcher | 11 | 1 | 23 | King | 3 | 6 | 12 |
| Maples | 2 | 0 | 4 | Gower | 0 | 1 | 1 |
| Gola | 7 | 5 | 19 | Estergard | 3 | 11 | 17 |
| O'Malley | 5 | 1 | 11 | Carney | 3 | 11 | 17 |
| Yodenukis | 0 | 0 | 0 | Utt | 0 | 0 | 0 |
| O'Hara | 2 | 3 | 7 | Kent | 8 | 0 | 16 |
| | | | | Riley | 1 | 1 | 3 |
| Total | 37 | 18 | 92 | Total | 22 | 32 | 76 |
| Score | | | | 1st Half 2nd Half Total | | | |
| LA SALLE | 42 | | | 50 | | | 92 |
| BRADLEY | 43 | | | 33 | | | 76 |

1955 . . . University of San Francisco



Front row, left to right: Perry, Balchros, Zannini, Baxter.
 Second row, left to right: Nelson, Buchanan, Bill Russell, Mullen, King and Weibusch.
 Back row, left to right: Coach Phil Woolpert, K. C. Jones, Lawless, Kirby, Busch, Mgr. Healy.

Most Valuable Player



BILL RUSSELL
 San Francisco

San Francisco assumed the role of the new champion when it dethroned defending-champion LaSalle at Kansas City, 77-63. It was the Don's 26th straight win. The winners, who excelled in defensive play, led throughout the game as its pair of stars, Bill Russell and K. C. Jones, dominated the entire

tempo. The latter hand-cuffed Gola and led all scorers with 24 points.

Earlier, the new champions were almost upset by Oregon State in the Regionals, when 7-foot, 3-inch Wade "Swede" Halbrook scored a foul shot and two lay-ups in the last minute of play, the Dons thus winning, 57-56. To add to the excitement, the Beavers missed on two shots in the final seven seconds of play.

Two upsets were recorded when Bob Jeangerard contributed 29 points in Colorado's 93-81 up-ending of favored Bradley, and Kentucky fell before Marquette, 79-71.

The Canisius-Villanova contest had a thrilling ending as the Buffalo club emerged with a 73-71 decision. John McCarthy dribbled the ball for most of a two-minute freeze. Just as the clock showed the end of play, he drove for the basket and was fouled. McCarthy made good on both of his charity tosses, thus accounting for Canisius' triumph.



HAYMAKER—LaSalle All-American Tom Gola (15) appears to be landing a haymaker on San Francisco All-American Bill Russell (with ball) in this 1955 National Collegiate finals action at Kansas City. At left is LaSalle's Fran O'Malley and No. 10 is the Explorers' Charles Singley. San Francisco won the first of two national championships by unseating the defending LaSalle team, 77-63.

March 19, 1955, at Kansas City

| SAN FRANCISCO 77 | | | | LA SALLE 63 | | | |
|------------------|----|----|-----|-------------------------|----|----|-----|
| | Fg | F | Pts | | Fg | F | Pts |
| Mullen | 4 | 2 | 10 | O'Malley | 4 | 2 | 10 |
| Weibusch | 2 | 0 | 4 | Blatcher | 4 | 0 | 8 |
| Buchanan | 3 | 2 | 8 | Singley | 8 | 4 | 20 |
| Zannini | 1 | 0 | 2 | Maples | 0 | 0 | 0 |
| Russell | 9 | 5 | 23 | Gola | 6 | 4 | 16 |
| Jones | 10 | 4 | 24 | Lewis | 1 | 4 | 6 |
| Lawless | 1 | 0 | 2 | Fredericks | 0 | 0 | 0 |
| Perry | 1 | 2 | 4 | Greenberg | 1 | 1 | 3 |
| Kirby | 0 | 0 | 0 | | | | |
| Total | 31 | 15 | 77 | Total | 24 | 15 | 63 |
| Score | | | | 1st Half 2nd Half Total | | | |
| SAN FRANCISCO | | | | 36 | 41 | 77 | |
| LA SALLE | | | | 24 | 39 | 63 | |

1956 . . . University of San Francisco



Most Valuable Player



HAL LEAR
Temple

First row, left to right: Warren Baxter, Hal Payne, Jack King, Hal Perry and Steve Balchios.
Second row, left to right: Phil Woolport, Vince Boyle, John Koljan, Bill Bush, K. C. Jones, Bill Mulholland.
Back row, left to right: Tom Nelson, Gene Brown, Mike Farmer, Carl Boldt, and Mike Preaseau.

San Francisco made it 55 wins in a row and became the third team to win the National Collegiate crown in successive campaigns, when it downed Iowa in the championship game, at Northwestern University, 83-71. The winners thus became the first tourney team to go undefeated. The Dons got off to a cold start and trailed, 15-4. But, once they hit their stride,

there was no stopping. They first led, 24-23, and held command at half-time, 38-33.

Temple's Hal Lear won MVP honors when he hit a record tourney total of 48 points in the consolation tilt against Southern Methodist and had a grand total of 160 points in five tourney appearances.

San Francisco derived some satisfaction in ousting U.C.L.A. in the Far West Regionals, 72-61, since the Bruins were the last to decision them. The next evening, the Dons trimmed Utah, 92-77, but only after a close first half that saw them enjoy a 44-41 advantage.

For the second straight year Iowa qualified for the finals, its big win coming at Kentucky's expense, 89-77. In another sectional play, speed and marksmanship carried Southern Methodist over Oklahoma City in convincing fashion, 84-63, following a close first half, and an even easier triumph over Houston, 89-74.



COACH ROUNDS UP PLAYERS—The late Bucky O'Connor, State University of Iowa coach, heads for the center of the court to congratulate his players following Iowa's 83-76 Eastern championship win over Temple in the 1956 National Collegiate semifinals at Northwestern University. Iowa guard Bill Seaberg (22) gets the coach's first greeting.

March 24, 1956, at Northwestern University

| SAN FRANCISCO 83 | | | | IOWA 71 | | | |
|------------------|----|----|-----|------------|----------|-------|-----|
| | Fg | F | Pts | | Fg | F | Pts |
| Boldt | 7 | 2 | 16 | Cain | 7 | 3 | 17 |
| Farmer | 0 | 0 | 0 | Schoof | 5 | 4 | 14 |
| Preaseau | 3 | 1 | 7 | Logan | 5 | 2 | 12 |
| Russell | 11 | 4 | 26 | George | 0 | 0 | 0 |
| Nelson | 0 | 0 | 0 | Scheverman | 4 | 3 | 11 |
| Perry | 6 | 2 | 14 | Martel | 0 | 0 | 0 |
| Brown | 6 | 4 | 16 | Seaberg | 5 | 7 | 17 |
| Baxter | 2 | 0 | 4 | McConnell | 0 | 0 | 0 |
| Total | 35 | 13 | 83 | Total | 26 | 19 | 71 |
| Score | | | | 1st Half | 2nd Half | Total | |
| SAN FRANCISCO | 38 | 45 | 83 | IOWA | 33 | 38 | 71 |

1957 . . . University of North Carolina



First row, left to right: Manager Joel Fleischman, Stan Groll, Danny Lotz, Pete Brennan, Bob Cunningham, Tony Radovich and Harvey Satz.
 Back row, left to right: Coach Frank McGuire, Tommy Kearns, Ken Rosemond, Roy Searcy, Billy Hathaway, Joe Quigg, Lennie Rosenbluth, Gehrman Holland, Trainer John Lacey and Assistant Coach Buck Freeman.

Without doubt, one of the most interesting finals in NCAA tourney play occurred in Kansas City as top-ranked North Carolina edged second-ranked Kansas in a triple over-time, 54-53. The strength of the Jayhawks was built around 7-foot 1-inch Wilt Chamberlain, one of the most agile and phenomenal giants the game has ever known. The triumph permitted the Tar Heels to turn in a 32-0 record for the season, the second club to win the title without a loss. USF did so in 1956.


The game created such public appeal that possibly 50,000 tickets could have been sold. The game was carried into 11 states by television and 73 radio stations. Also there were 64 special newspaper correspondents in attendance. The issue was ever in doubt, with each team's fortunes fluctuating

throughout. Although he was double and triple-teamed, Chamberlain emerged as top scorer with 23 points. North Carolina was hard hit when Leonard Rosenbluth, its leading scorer, fouled out with 1:45 still left in regulation play. The teams were dead-locked at 46-all at the close of 40 minutes of stirring action. Each club tallied two points in the first extra period, but none in the second. Joe Quigg won the game for the Tar Heels with a pair of free throws six seconds from the end, but the excitement did not end there since Kansas still missed a final shot moments later.

The new champions high-lighted their thrilling drive to their title by out-scoring Michigan State in the semi-finals, 74-70. This was another triple over-time.

March 23, 1957, at Kansas City

| NORTH CAROLINA 54 | | | | KANSAS 53 | | | |
|-------------------|---------------|----|----------|-------------|------|------|-------|
| | Fg | F | Pts | | Fg | F | Pts |
| Rosenbluth | 8 | 4 | 20 | Elston | 4 | 3 | 11 |
| Lotz | 0 | 0 | 0 | Loneski | 0 | 2 | 2 |
| Brennan | 4 | 3 | 11 | L. Johnson | 0 | 2 | 2 |
| Young | 1 | 0 | 2 | Chamberlain | 6 | 11 | 23 |
| Quigg | 4 | 2 | 10 | King | 3 | 5 | 11 |
| Cunningham | 0 | 0 | 0 | Parker | 2 | 0 | 4 |
| Kearns | 4 | 3 | 11 | Billings | 0 | 0 | 0 |
| Total | 21 | 12 | 54 | Total | 15 | 23 | 53 |
| Score |1st Half | | 2nd Half | OT 1 | OT 2 | OT 3 | Total |
| NORTH CAROLINA | 29 | 17 | 2 | 0 | 6 | 54 | |
| KANSAS | 22 | 24 | 2 | 0 | 5 | 53 | |



**Most
Valuable
Player**

**WILT CHAMBERLAIN
Kansas**

1958 . . . University of Kentucky



First row, left to right: Coach Adolph Rupp, Adrian Smith, John Crigler, Ed Beck, Don Mills, Johnny Cox, Vernon Hatton and Assistant Coach Harry Lancaster.
Back row, left to right: Manager Jay Atkerson, Earl Adkins, Bill Smith, Phil Johnson, Billy Casady, Lincoln Collingsworth and Harold Ross.

A so-so Kentucky team scaled new heights in tournament play when it saved its four best games for the close of the season to bring to the Blue Grass State an unprecedented fourth NCAA title. The Wildcats amazed everyone, including its most faithful supporters. They nosed out Temple in the semi-finals, 61-60, by scoring a pair of field goals in the final minute, then returned 24 hours later by besting favored Seattle, 84-72, even though they trailed for most of the game. The Chieftains were led by the great Elgin Baylor, the MVP winner, who had 19 rebounds. He had to curtail some of his clever court maneuvers when he incurred his fourth personal at the 23-minute mark. From that point on, Kentucky's fortune improved and the Wildcats eventually won going away.



EVERYBODY'S HAPPY FOR KENTUCKY—Players of the victorious University of Kentucky team are congratulated by fans and cheerleaders after defeating Seattle, 84-72, for the 1958 National Collegiate title before more than 18,000 at Louisville's Freedom Hall. It was the fourth national championship for the Wildcats.

Most Valuable Player



ELGIN BAYLOR
Seattle

Kentucky's 23-6 won-lost record was the poorest of any national champion, after three previous years in which the national championship teams had lost only one of 90 games.


Various regional contests provided stirring action. Seattle reached the finals at Louisville by edging San Francisco, 69-67, and California, 66-62 (in over-time), on successive evenings. Kansas State, on the other hand, squeaked past favored Cincinnati, 83-80, likewise in over-time, but only because the Bearcats' Oscar Robertson missed a vital free throw and then fouled out of his first college game. In the consolation tilt the next evening, the all-America star hit for a tourney record of 56 points in leading his team to a 97-62 triumph over Arkansas.

The success of the tournament was such that the finals at Louisville's Freedom Hall drew capacity throngs of 18,619 and 18,448 and the entire classic had a record total attendance of 176,878.

March 22, 1958, at Louisville

| KENTUCKY 84 | | | | SEATTLE 72 | | | |
|-------------|----|----|-----|------------|----------|-------|-----|
| | Fg | F | Pts | | Fg | F | Pts |
| Cox | 10 | 4 | 24 | Frizzell | 4 | 8 | 16 |
| Crigler | 5 | 4 | 14 | Ogorek | 4 | 2 | 10 |
| Beck | 0 | 0 | 0 | Baylor | 9 | 7 | 25 |
| Mills | 4 | 1 | 9 | Harney | 2 | 0 | 4 |
| Hatton | 9 | 12 | 30 | Saunders | 0 | 0 | 0 |
| Smith | 2 | 3 | 7 | Brown | 6 | 5 | 17 |
| | | | | Piasecki | 0 | 0 | 0 |
| Total | 30 | 24 | 84 | Total | 25 | 22 | 72 |
| Score | | | | 1st Half | 2nd Half | Total | |
| KENTUCKY | 36 | | | 48 | 84 | | |
| SEATTLE | 39 | | | 33 | 72 | | |

1959 . . . University of California



Front row, left to right: Bob Dalton, Jack Grout, Bernie Simpson, Al Buch, Dan Fitzpatrick, Jim Langley.

Second row, left to right: Jerry Mann, Earl Schulz, Dave Stafford, Torkells, Averbuck, Bob Wendells.

Back row, left to right: Coach Pete Newell, Tandy Gillis, Stan Morrison, Dick Doughty, Darrall Imhoff, Bill McClintock.

California, the nation's top defense team, quintet won its last 16 games in a row as it edged West Virginia, 71-70, in the tourney's final game, before 18,498, in Louisville. The winning basket was tipped in by 6-10 Darrall Imhoff 17 seconds from the end. West Virginia, despite Jerry West's 28 points, trailed by 13 with 12½ minutes to play, and kept pecking away until time ran out. California eliminated Cin-



NO ROOM TO MOVE AROUND—Cincinnati's All-American forward Oscar Robertson wears a bewildered expression as he is smothered by California's Bob Dalton at left and Darrall Imhoff at right. That's the Bears' Bill McClintock in the background. California held "Big O" to 18 points in winning the Western championship game, 64-58, and tipped West Virginia, 71-70, the following night for the national title.

Most Valuable Player



JERRY WEST
West Virginia

cinnati in the semi-finals, 64-58. The new champs trailed 33-29 at half-time, but limited Oscar Robertson to a solitary field goal in the second half.

The various regional games provided the customary surprises. Under-rated Boston University amazed Easterners by upsetting Connecticut, 60-58, and Navy, 62-55. The Terriers' luck ran out when they finally lost to West Virginia, 86-82, largely upon the brilliant all-around play of West.


Another team that likewise came close to enacting the Cinderella role was Louisville, which stunned heavily favored Kentucky, 76-61, after pursuing them for major portion of the game. The Cardinals finally over-took their intra-state foes, 59-57, and there was no stopping of them from that point on. Louisville followed up its gallant play by shocking favored Michigan State the next evening, 88-81, by similar tactics. They trailed, 43-40, at the half-way mark, then rattled off 10 straight points to virtually seal the Spartans' doom.

Cincinnati encountered unexpected trouble in eliminating Texas Christian at Lawrence, Kansas, 77-73, then avenged the previous season's loss to Kansas State by defeating the Wildcats 85-75.

March 21, 1959, at Louisville

| CALIFORNIA 71 | | | | WEST VIRGINIA 70 | | | |
|---------------|----|----|-----|-------------------------|----|----|-----|
| | Fg | F | Pts | | Fg | F | Pts |
| Dalton | 6 | 3 | 15 | West | 10 | 8 | 28 |
| Doughty | 3 | 0 | 6 | Clemson | 4 | 2 | 10 |
| McClintock | 4 | 0 | 8 | Akers | 5 | 0 | 10 |
| Grout | 4 | 2 | 10 | Bolyard | 1 | 4 | 6 |
| Imhoff | 4 | 2 | 10 | Retton | 0 | 2 | 2 |
| Ruch | 0 | 2 | 2 | Smith | 2 | 1 | 5 |
| Simpson | 0 | 0 | 0 | Ritchie | 1 | 2 | 4 |
| Fitzpatrick | 8 | 4 | 20 | Petrone | 2 | 1 | 5 |
| Total | 29 | 13 | 71 | Total | 25 | 20 | 70 |
| Score | | | | 1st Half 2nd Half Total | | | |
| CALIFORNIA | | | | 39 32 71 | | | |
| WEST VIRGINIA | | | | 33 37 70 | | | |

1960 . . . Ohio State University



Most Valuable Player



JERRY LUCAS
Ohio State

First row, left to right: Knight, Siegfried, Hoyt, Nowell, Havlicek, Lucas, Roberts, Furry and Nourse.

Back row, left to right: Unidentified, Coach Fred Taylor, Allen, Landes, Barber, Cedargren, Miller, Gearhart, Milliken, Manager Sorocak and Assistant Coach Graf.

The 22nd renewal of this classic ended up with three of the nation's top teams, with Ohio State clubbing California 75-55 for what was the Bears' first loss, after 19 successive triumphs. The stunning setback took place before thousands of home-town supporters in San Francisco's Cow Palace. It was

the most one-sided game in tourney title history, and such it was only because of the winners' amazing accuracy from the floor. Ohio State clicked on all but one of its first 16 tries from the floor and eventually wound up with a game shooting mark of 68.4%.



WINNING COACH CHEERED—Wearing basketball nets cut down by his victorious Buckeyes is Ohio State Coach Fred Taylor, following Bucks' 75-55 win over California in the 1960 National Collegiate title game at San Francisco's Cow Palace. From left to right are: Dick Furry, Larry Siegfried, Howard Nourse, Taylor, Mel Nowell and John Havlicek.

New York University was the surprise team of the 25-team field when it followed up a sterling 78-59 win over Connecticut by upsetting West Virginia in over-time, 82-81. This was largely due to some clutch playing of Tom Sanders. Most of the other games ran according to form.

The finals field had a composite won-lost record of 99-8-.925, headed by Cincinnati and California at 27-1. Ohio State was 23-3 and N.Y.U. 22-3.

March 19, 1960, at San Francisco

| OHIO STATE 75 | | | | CALIFORNIA 55 | | | |
|---------------|----|----|-----|-------------------------|----|----|-----|
| | Fg | F | Pts | | Fg | F | Pts |
| Havlicek | 4 | 4 | 12 | McClintock | 4 | 2 | 10 |
| Gearhart | 0 | 0 | 0 | Mann | 3 | 1 | 7 |
| Roberts | 5 | 0 | 10 | Gillis | 4 | 0 | 8 |
| Cedargren | 0 | 1 | 1 | Doughty | 4 | 3 | 11 |
| Lucas | 7 | 2 | 16 | Imhoff | 3 | 2 | 8 |
| Furry | 2 | 0 | 4 | Stafford | 0 | 1 | 1 |
| Nowell | 6 | 3 | 15 | Wendell | 0 | 4 | 4 |
| Hoyt | 0 | 0 | 0 | Morrison | 0 | 0 | 0 |
| Knight | 0 | 0 | 0 | Pearson | 0 | 0 | 0 |
| Siegfried | 5 | 3 | 13 | Shultz | 2 | 2 | 6 |
| Barker | 0 | 0 | 0 | Averback | 0 | 0 | 0 |
| Nourse | 2 | 0 | 4 | Alexander | 0 | 0 | 0 |
| Total | 31 | 13 | 75 | Total | 20 | 15 | 55 |
| Score | | | | 1st Half 2nd Half Total | | | |
| OHIO STATE | | | | 37 38 75 | | | |
| CALIFORNIA | | | | 19 36 55 | | | |


1961 . . . University of Cincinnati



Front row, left to right: Jim Calhoun, Tony Yates, Co-Capt. Carl Bouldin, Paul Hogue, Co-Capt. Bob Wiesenbahn, Tom Thacker and Tom Sizer.

Back row, left to right: Coach Ed Jucker, Larry Shingleton, Fred Dierking, Ron Reis, Dale Heidotting, Mark Altenau and Assistant Coach Tay Baker.

Most Valuable Player



JERRY LUCAS
Ohio State

After three years of frustration, Cincinnati finally won the national title by amazing Ohio State with a sensational 70-65 over-time triumph in the season's greatest game, in Kansas City. The Buckeyes led 20-13 after eight minutes of play, only to have Cincy outscore their foes 13-2 in the next five minutes. The winners led through most of the second half, only

to have Robert Knight force the game into over-time, at 61-all. Ohio State failed to win in the final second of play when John Havlicek's lob pass to Lucas, dashing for the hoop, bounced off the rim.

Paul Hogue hit on two free throws early in the over-time and there was no further halting of the new national champions as Cincinnati won its 22nd straight and Ohio State lost its first after 32 in a row—including 27 for this season.

The title game was delayed for an hour since the third place tilt necessitated four over-times, St. Joseph's (Pa.) eventually trimmed Utah 127-120. The score was tied at 89 at the end of regulation play and the club scored 8, 4 and 11 points in the subsequent extra periods until St. Joseph's out-scored its foes 15-8 in the fourth over-time.

In one of the more exciting early round games, Ohio State preserved its unblemished record when Havlicek hit on a long shot to out-last a stubborn Louisville quintet, 56-55. In other upsets, St. John's and St. Bonaventure fell before Wake Forest.

March 25, 1961, at Kansas City

| CINCINNATI 70 | | | | OHIO STATE 65 | | | |
|---------------|----|----|-----|---------------|----------|----------|-------|
| | Fg | F | Pts | | Fg | F | Pts |
| Wiesenbahn | 8 | 1 | 17 | Havlicek | 1 | 2 | 4 |
| Thacker | 7 | 1 | 15 | Hoyt | 3 | 1 | 7 |
| Hogue | 3 | 3 | 9 | Lucas | 10 | 7 | 27 |
| Yates | 4 | 5 | 13 | Nowell | 3 | 3 | 9 |
| Sizer | 0 | 0 | 0 | Gearhart | 1 | 0 | 2 |
| Bouldin | 7 | 2 | 16 | Siegfried | 6 | 2 | 14 |
| Heidotting | 0 | 0 | 0 | Knight | 1 | 0 | 2 |
| Total | 29 | 12 | 70 | Total | 25 | 15 | 65 |
| Score | | | | 1st Half | 2nd Half | Overtime | Total |
| CINCINNATI | 38 | | | 23 | 9 | | 70 |
| OHIO STATE | 39 | | | 22 | 4 | | 65 |



TROPHY OF VICTORY—The Cincinnati Bearcats hold aloft the James W. St. Clair Trophy, emblematic of the National Collegiate Basketball Championship, following their 70-65 overtime win over Ohio State in the 1961 finals at Kansas City. In foreground from left are: Coach Ed Jucker, Tom Thacker and Captain Bob Wiesenbahn.

1962 . . . University of Cincinnati



First row, left to right: Assistant Coach Tay Baker and Coach Ed Jucker.
 Back row, left to right: Larry Shingleton, Tony Yates, Larry Elsasser, Bill Abernathy, Fred Dierking, George Wilson, Ron Reis, Capt. Paul Hogue, Dale Heidotting, Ron Bonham, Tom Thacker, Tom Sizer and Jim Calhoun.

Cincinnati proved that its previous season's triumph over Ohio State was no fluke when it trimmed the Buckeyes in the title game in convincing fashion, 71-59. It marked the first time in the history of the tournament that the game brought together the same two finalists of the previous year. The Bearcats title proved their superiority, when, with OSU leading 23-22, they ripped off a 11-2 rally that gave them a half-time lead that was never relinquished. The losers were hampered a bit by a knee injury sustained by Jerry Lucas in his team's conquest of Wake Forest the previous evening.

The Cincinnati-U.C.L.A. semi-final affair was sensational. The two-time champions got off to a 16-2 lead, only to be tied

at 37-37 at the half-way mark. The game was evenly waged the rest of the way with Thacker delivering the winning shot from the side corner just before time expired.

In some of the more thrilling opening round games Wake Forest surprised both Yale and St. Joseph's in over-time tilts and only after its own cause appeared helpless in the dying seconds of regulation time. In another engagement, Oregon State over-took Pepperdine 69-67 on Terry Baker's two free throws and Steve Pauley's cripple. An under-rated U.C.L.A. outfit surprised everyone by playing cautious ball to up-end both Utah State and Oregon State, and then came close to upsetting the eventual champion, Cincinnati.



**Most
Valuable
Player**

PAUL HOGUE
Cincinnati

March 24, 1962, at Louisville

| CINCINNATI 71 | | | | OHIO STATE 59 | | | |
|---------------|----|----|-----|---------------|----------|-------|-----|
| | Fg | F | Pts | | Fg | F | Pts |
| Bonham | 3 | 4 | 10 | Havlicek | 5 | 1 | 11 |
| Wilson | 1 | 4 | 6 | McDonald | 0 | 3 | 3 |
| Hogue | 11 | 0 | 22 | Lucas | 5 | 1 | 11 |
| Thacker | 6 | 9 | 21 | Bradds | 5 | 5 | 15 |
| Yates | 4 | 4 | 12 | Reasebeck | 4 | 0 | 8 |
| Sizer | 0 | 0 | 0 | Doughty | 0 | 0 | 0 |
| | | | | Nowell | 4 | 1 | 9 |
| | | | | Gearhart | 1 | 0 | 2 |
| Total | 25 | 21 | 71 | Total | 24 | 11 | 59 |
| Score | | | | 1st Half | 2nd Half | Total | |
| CINCINNATI | 37 | | | 34 | 71 | | |
| OHIO STATE | 29 | | | 30 | 59 | | |

Won-and-Lost Records In Tournament Play

| Team (Years Participated) | Total Years | Won | Lost | Pct. | Team (Years Participated) | Total Years | Won | Lost | Pct. |
|--|-------------|-----|------|-------|---|-------------|-----|------|------|
| Stanford (1942) | 1 | 3 | 0 | 1.000 | Colorado (1940-42-46-54-55-62) | 6 | 6 | 8 | .429 |
| LaSalle (1954-55) | 2 | 9 | 1 | .900 | Marquette (1955-59-61) | 3 | 3 | 4 | .429 |
| San Francisco (1955-56-57-58) | 4 | 13 | 2 | .857 | Western Kentucky (1940-60-62) | 3 | 3 | 4 | .429 |
| Cincinnati (1958-59-60-61-62) | 5 | 15 | 3 | .833 | Oklahoma City (1952-53-54-55-56-57) | 6 | 5 | 7 | .417 |
| Indiana (1940-53-54-58) | 4 | 9 | 2 | .818 | DePaul (1949-53-56-59-60) | 5 | 5 | 7 | .417 |
| Wisconsin (1941-47) | 2 | 4 | 1 | .800 | Utah State (1939-62) | 2 | 2 | 3 | .400 |
| Kansas (1940-42-52-53-57-60) | 6 | 14 | 5 | .737 | Navy (1947-53-54-59-60) | 5 | 4 | 6 | .400 |
| Bradley (1950-54-55) | 3 | 8 | 3 | .727 | Idaho State (1953-54-55-56-57-58-59-60) | 8 | 6 | 10 | .375 |
| Temple (1944-56-58) | 3 | 8 | 3 | .727 | Arkansas (1941-45-49-58) | 4 | 3 | 5 | .375 |
| Ky. (1942-45-48-49-51-52-55-56-57-58-59-61-62) | 13 | 23 | 9 | .719 | Baylor (1946-48-50) | 3 | 3 | 5 | .375 |
| Ohio State (1939-44-45-46-50-60-61-62) | 8 | 17 | 7 | .708 | U.C.L.A. (1950-52-56-62) | 4 | 3 | 6 | .333 |
| Oklahoma State (1945-46-49-51-53-54-58) | 7 | 14 | 6 | .700 | Texas (1939-43-47-60) | 4 | 3 | 6 | .333 |
| California (1946-57-58-59-60) | 6 | 11 | 5 | .688 | Pittsburgh (1941-57-58) | 2 | 2 | 4 | .333 |
| Oregon (1939-45-60-61) | 4 | 6 | 3 | .667 | Rice (1940-42-54) | 3 | 2 | 4 | .333 |
| Canisius (1955-56-57) | 3 | 6 | 3 | .667 | Wayne (1956) | 1 | 1 | 2 | .333 |
| C.C.N.Y. (1947-50) | 2 | 4 | 2 | .667 | Lebanon Valley (1953) | 1 | 1 | 2 | .333 |
| Butler (1962) | 1 | 2 | 1 | .667 | L.S.U. (1953-54) | 2 | 2 | 4 | .333 |
| Boston University (1959) | 1 | 2 | 1 | .667 | Wyoming (1941-43-47-48-49-52-53-58) | 8 | 5 | 12 | .294 |
| Maryland (1958) | 1 | 2 | 1 | .667 | Manhattan (1956-58) | 2 | 1 | 3 | .250 |
| Syracuse (1957) | 1 | 2 | 1 | .667 | St. Louis (1952-57) | 2 | 1 | 3 | .250 |
| Washington State (1941) | 1 | 2 | 1 | .667 | Ohio University (1960-61) | 2 | 1 | 3 | .250 |
| Georgetown (1943) | 1 | 2 | 1 | .667 | Houston (1956-61) | 2 | 1 | 3 | .250 |
| North Carolina (1941-46-57-59) | 4 | 7 | 4 | .636 | Pepperdine (1944-62) | 2 | 1 | 3 | .250 |
| Iowa (1955-56) | 2 | 5 | 3 | .625 | Miami (Ohio) (1953-55-57-58) | 4 | 1 | 5 | .167 |
| St. John's (1951-52-61) | 3 | 5 | 3 | .625 | Texas Tech (1954-56-62) | 4 | 1 | 5 | .167 |
| Notre Dame (1953-54-57-58-60) | 5 | 8 | 5 | .615 | Princeton (1952-54-60-61) | 4 | 1 | 6 | .143 |
| Illinois (1942-49-51-52) | 4 | 8 | 5 | .615 | Connecticut (1951-56-57-58-59-60) | 6 | 1 | 8 | .111 |
| Creighton (1941-62) | 2 | 3 | 2 | .600 | Arizona State (1962) | 1 | 0 | 1 | .000 |
| Wake Forest (1939-53-61-62) | 4 | 6 | 4 | .600 | Boston College (1958) | 1 | 0 | 1 | .000 |
| Dartmouth (1941-42-43-44-56-58-59) | 7 | 10 | 7 | .588 | Detroit (1962) | 1 | 0 | 1 | .000 |
| Holy Cross (1947-48-50-53-56) | 5 | 7 | 5 | .583 | Massachusetts (1962) | 1 | 0 | 1 | .000 |
| Oklahoma (1939-43-47) | 4 | 4 | 3 | .571 | Toledo (1954) | 1 | 0 | 1 | .000 |
| Washington (1943-48-51-53) | 4 | 6 | 5 | .545 | Arizona (1951) | 1 | 0 | 1 | .000 |
| Villanova (1939-49-51-55-62) | 5 | 6 | 5 | .545 | Marshall (1956) | 1 | 0 | 1 | .000 |
| N.Y.U. (1943-45-46-60-62) | 5 | 8 | 7 | .533 | Miami (Florida) (1960) | 1 | 0 | 1 | .000 |
| Kansas State (1948-51-56-58-59-61) | 6 | 9 | 8 | .529 | Montana State (1951) | 1 | 0 | 1 | .000 |
| Utah (1944-45-55-56-59-60) | 7 | 9 | 9 | .500 | Portland (1959) | 1 | 0 | 1 | .000 |
| North Carolina State (1950-51-52-54-56) | 5 | 6 | 6 | .500 | West Texas (1955) | 1 | 0 | 1 | .000 |
| Penn State (1942-52-54-55) | 4 | 6 | 6 | .500 | Williams (1955) | 1 | 0 | 1 | .000 |
| Santa Clara (1952-53-54-60) | 4 | 6 | 6 | .500 | Xavier (1961) | 1 | 0 | 1 | .000 |
| Oregon State (1947-49-55-62) | 4 | 5 | 5 | .500 | Rhode Island (1961) | 1 | 0 | 1 | .000 |
| Louisville (1951-59-61) | 3 | 4 | 4 | .500 | Texas A&M (1951) | 1 | 0 | 1 | .000 |
| T.C.U. (1952-53-59) | 3 | 3 | 3 | .500 | San Jose (1951) | 1 | 0 | 1 | .000 |
| Morehead State (1956-59-61) | 3 | 3 | 3 | .500 | Tennessee Tech (1958) | 1 | 0 | 1 | .000 |
| Michigan State (1957-59) | 2 | 3 | 3 | .500 | Brown (1939) | 1 | 0 | 1 | .000 |
| Duke (1955-60) | 2 | 2 | 2 | .500 | Springfield (1940) | 1 | 0 | 1 | .000 |
| Arizona State (1958-61) | 2 | 2 | 2 | .500 | Colorado State University (1954) | 1 | 0 | 2 | .000 |
| Duquesne (1940-52) | 2 | 2 | 2 | .500 | Lafayette (1957) | 1 | 0 | 2 | .000 |
| Dayton (1952) | 1 | 1 | 1 | .500 | Cornell (1954) | 1 | 0 | 2 | .000 |
| Georgia Tech (1960) | 1 | 1 | 1 | .500 | Harvard (1946) | 1 | 0 | 2 | .000 |
| St. Bonaventure (1961) | 1 | 1 | 1 | .500 | Air Force Academy (1960-62) | 2 | 0 | 2 | .000 |
| Iowa State (1944) | 1 | 1 | 1 | .500 | Tufts (1945) | 1 | 0 | 2 | .000 |
| Loyola (Calif.) (1961) | 1 | 1 | 1 | .500 | Catholic U. (1944) | 1 | 0 | 2 | .000 |
| Michigan (1948) | 1 | 1 | 1 | .500 | Eastern Kentucky (1953-59) | 2 | 0 | 2 | .000 |
| Missouri (1944) | 1 | 1 | 1 | .500 | Fordham (1953-54) | 2 | 0 | 2 | .000 |
| St. Mary's (1959) | 1 | 1 | 1 | .500 | Hardin-Simmons (1953-57) | 2 | 0 | 2 | .000 |
| Pennsylvania (1953) | 1 | 1 | 1 | .500 | Bowling Green (1959-62) | 2 | 0 | 2 | .000 |
| Tulsa (1955) | 1 | 1 | 1 | .500 | George Washington (1954-61) | 2 | 0 | 2 | .000 |
| Seattle (1953-54-55-56-58-61-62) | 7 | 8 | 9 | .471 | St. Joseph's* (1959-60-62) | 3 | 0 | 2 | .000 |
| West Virginia (1955-56-57-58-59-60-62) | 6 | 6 | 7 | .462 | Columbia (1948-51) | 2 | 0 | 3 | .000 |
| Southern Methodist (1955-56-57) | 3 | 4 | 5 | .444 | Loyola (1949-57-62) | 3 | 0 | 4 | .000 |
| U.S.C. (1940-54-60-61) | 4 | 4 | 5 | .444 | Loyola (South) (1954-57-58) | 3 | 0 | 3 | .000 |
| Brigham Young (1950-51-57) | 3 | 3 | 4 | .429 | New Mexico State (1952-59-60) | 3 | 0 | 4 | .000 |

*—Participation in 1961 tournament voided.

UNIVERSITY OF CINCINNATI

By DICK FORBES
The Cincinnati Enquirer

The good burghers of Cincinnati, just 100 miles up the Ohio River from the site of the National Collegiate championship, have a deep-rooted conviction that Edwin Louis (Ed) Jucker is the greatest basketball coach in the game today—if not for all time.

And if the 45-year-old Jucker, in only his third season as a head coach, directs University of Cincinnati to an unprecedented third consecutive national championship this weekend, it's possible that the entire country will think so too.

Jucker's Cincinnati Bearcats pulled the amazing two years ago in the finals at Kansas City when they upset Ohio State in overtime, wrecking an otherwise perfect season for the defending national champion Buckeyes.

Last year the Bearcats again beat Ohio State in this same arena in Louisville to become only the fourth team in history to win two consecutive NCAA crowns.

Now, back once more to try for "three in '63" as bumper stickers have proclaimed in Cincinnati all winter, the Bearcats come in with the No. 1 rating in the final AP and UPI polls. Their record includes 25 victories against one loss (65-64 to Wichita), five straight NCAA Midwest Regional Championships and six straight Missouri Valley Conference crowns including a co-championship with Bradley in 1962).

Also, for the first time since Jucker took over, the Bearcats have a couple of legitimate All-Americans in Tom (the Cobra) Thacker and Ron (the Bomb) Bonham, which is considerably different than the past two seasons when they did not have a man recognized as an All-American.

Jucker's record since he became head coach at Cincinnati's big, non-denominational municipal university, borders on the fantastic.

His Bearcats have won 81 games against six losses, and three of the defeats came in the first eight games of the 1960-'61 season.

His '60-'61 record was 27-3, his '61-'62 was 29-2 and the '62-'63 mark to date is 25-1.

The current Bearcats bear the inevitable Jucker trademarks—brilliant defense, controlled offense, poise, dedication and extreme speed. They play as a team, and you'll find no helter-skelter running, free-lancing or wild shooting.

On defense the Bearcats lead the nation, allowing only 52.8 points a game, and they have held the opposition to 60 points or less in 19 of their 26 games.

Amazingly, they do this while at the same time they are second in fewest personal fouls, averaging only 13.9 per game. They have dropped out of the top 20 in rebounds in the past three weeks, but still pull down close to 55% of available recoveries.

While the Bearcats get little mention in individual statistics (they never have under Jucker), it's worth noting that Bonham has thrown in 159 of 179 free throws (.888 average), good enough for second place nationally, and is averaging 21.3 points a game for 33rd place.

Bonham (6-5) joins with Thacker (6-2) at forward, and between them provide Cincinnati with plenty of firepower. Thacker is probably the "biggest man" for his size in the country, and consistently outrebounds five and six inches taller. Additionally, he has the quickest hands in the game, coming up with critical steals or passes in every game.

Center George Wilson (6-8), averaging 14.9 points, hits 53% of his shots and leads Cincy in rebounds with 11 per game. Wilson took over the pivot job from big Paul Hogue, last year's "most valuable player in the NCAA," and while he can't match Hogue in strength makes up for it in speed and agility.

Trusty Tony Yates, the Bearcats' captain who Jucker calls "the best defensive player in the country," is back at guard again, and he and Larry Shingleton make up a double-quarterback team that's hard to beat.

Neither of them carry much in the way of a scoring average, but in many a game this season their points have meant the difference. Defensively, however, they harass the opposing guards to utter frustration, and they run the offense and handle the ball brilliantly.

There has been comment that Jucker's bench is not up to the strength of last year, and perhaps it isn't. Nevertheless, reserve guards Ken Cunningham and Fritz Meyer, both sophomores; 6-5 Gene Smith, sophomore forward-center, and 6-8 senior Dale Heidotting have consistently come through when called upon in clutch situations.

This is a team that never forgets Jucker's locker room motto: "there is no 'I' in TEAM." You'll find that out.

ARMORY FIELDHOUSE, UNIVERSITY OF CINCINNATI





Dr. Walter C. Langsam
President



George Smith
Athletic Director



McMicken Hall, College of Arts and Sciences
University of Cincinnati (campus landmark)

SEASON'S RECORD

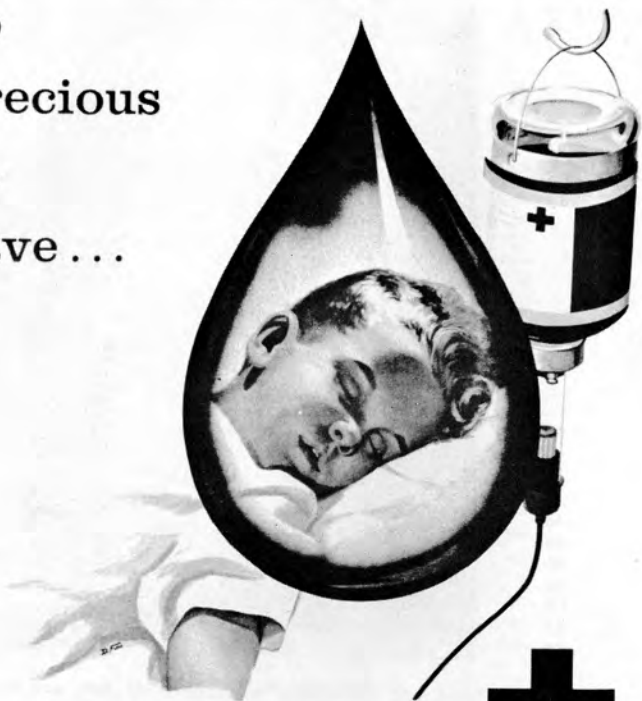
(Won 25 — Lost 1)

| | | | |
|----------------------------|----|----------------------------|----|
| 97 DePauw | 39 | 52 Bradley | 46 |
| 91 Virginia | 42 | 62 Illinois | 53 |
| 58 Miami (Ohio) | 36 | 65 Drake | 60 |
| 86 George Washington | 59 | 70 St. Louis | 40 |
| 75 Kansas State | 61 | 71 Drake | 60 |
| 64 Kansas | 49 | 65 Bradley | 61 |
| 44 Dayton | 37 | 64 Wichita | 65 |
| 72 Davidson | 46 | 91 North Texas State | 61 |
| 73 Ohio University | 43 | 55 Tulsa | 54 |
| 79 Houston | 56 | 72 Xavier (Ohio) | 61 |
| 63 Wichita | 50 | 66 St. Louis | 52 |
| 75 North Texas State | 58 | 73 Texas | 68 |
| 67 Tulsa | 57 | 67 Colorado | 60 |



UNIVERSITY OF CINCINNATI—Kneeling (left to right): Larry Shingleton, Larry Elsasser, Captain Tony Yates, Tom Thacker, Fritz Meyer, Ken Cunningham. Standing (left to right): Ass't Coach Tay Baker, Bill Abernethy, Dale Heidotting, Ron Krick (injured, out for season), George Wilson, Gene Smith, Ron Bonham, Head Coach Ed Jucker.

so
precious
to
save . . .



so little to GIVE
MAKE YOUR APPOINTMENT TODAY!
Call Your Local Red Cross

●

Through the years . . .

. . . the name *Standard Oil* has come
to stand for products of high quality . . .
for dependability . . . for friendly,
courteous service. It's a name
motorists have *confidence* in!

STANDARD OIL COMPANY
(KENTUCKY)

●

Most Valuable Player Winners

- 1939 (none)
- 1940 *Marvin Huffman
(Indiana)
- 1941 *John Kotz
(Wisconsin)
- 1942 *Howard Dallmar
(Stanford)
- 1943 *Kenny Sailors
(Wyoming)
- 1944 *Arnold Ferrin
(Utah)
- 1945 *Bob Kurland
(Oklahoma State)
- 1946 *Bob Kurland
(Oklahoma State)
- 1947 *George Kaftan
(Holy Cross)
- 1948 *Alex Groza
(Kentucky)
- 1949 *Alex Groza
(Kentucky)
- 1950 *Irwin Dambrot
(C.C.N.Y.)
- 1951 (none)
- 1952 *Clyde Lovellette
(Kansas)
- 1953 B. H. Born
(Kansas)
- 1954 *Tom Gola
(LaSalle)
- 1955 *Bill Russell
(San Francisco)
- 1956 Hal Lear
(Temple)
- 1957 Wilt Chamberlain
(Kansas)
- 1958 Elgin Baylor
- 1959 Jerry West
(West Virginia)
- 1960 *Jerry Lucas
(Ohio State)
- 1961 Jerry Lucas
(Ohio State)
- 1962 *Paul Hogue
(Cincinnati)

* Member of championship team

Players To Watch...

1. **JEFF MULLINS, DUKE.** 6-4 resident of Lexington, Ky. has catlike movements on floor. Amazes crowds with acrobatics around basket. Averaging 20.4 points per game. Is great clutch player. Led team in scoring in wins over N.Y.U. and St. Joseph's (Pa.) in East Regionals. Known as "Pork Chop" to friends. Dangerous on drives but has fine outside shot making him dangerous from any spot on floor. Top game against Virginia (30), but scored 29 in return match and 28 against Princeton. Is Liberal Arts Major.
2. **MEL COUNTS, OREGON STATE.** Tallest man in the tournament at 7-0, this resident of Coos Bay, Ore. has gained much national recognition through All-America selections. He brings a 20-point-plus average to Louisville and has averaged more than 16 rebounds per contest. Is very agile for a man of his size and can shoot from anywhere. Is deadly on jump shots from outside and the corners. A tireless worker and fine team man. He is among the nation's leaders in free throw accuracy. Is Humanities major.
3. **RON BONHAM, CINCINNATI.** Last season in this space, it was predicted that Ron Bonham would carry the load when Paul Hogue graduated. He has done just that. Leading scorer with a 21.3 average, this Muncie, Ind. native has grabbed 6.5 rebounds per game. He has hit 159 of 179 free throws, leading the nation in that department with an .888 percentage. Has scored 30 or more points four times and has led the team in scoring in 15 games this season. This All-American specializes in jump shot from any spot on floor.
4. **JERRY HARKNESS, LOYOLA.** Another All-America performer to join the parade of stars at Louisville, Jerry is a resident of Bronx, N. Y. He stands 6-2½ but, like Cincinnati's Thacker plays much taller. Has averaged 21.7 points and 7.6 rebounds per game. Career scoring total is now 1,725. Holds every record in the Loyola book. Most of his scoring comes on a soft but deadly left handed push shot. Scores many times from difficult positions. A crowd pleaser with .518 percentage from field.



1



3



2



4

OREGON STATE UNIVERSITY

BY GEORGE PASERO

Sports Editor, The Journal, Portland, Oregon

Oregon State, Slats Gill, basketball:

In the green and growing state of Oregon, it's unpopular, improper and next to impossible to disassociate any one from the other two.

And it's particularly appropriate this season that Coach Slats Gill land a team in the four-team NCAA finals. It's his 35th season as Beaver head coach and he ranks as one of the most respected — and winningest — coaches in America.

Over those 35 seasons he has brought OSU 10 championships, either old Pacific Coast Conference or regional, and tied for two others. He has a record of 575 wins against 386 defeats and the competition always has been tough.

Basketballs have been bouncing at Oregon State since 1902 and enterprising OSU Publicist John Eggers makes the claim that his school has won more basketball games than any other in the U. S.

The two triumphs at Provo puts the victory total at an even 900.

Oregon State is located in the friendly little city of Corvallis (population 25,573) 80 miles South of Portland in the lush Willamette valley. To the East is the Cascade Range, which features such snow-covered peaks as Hood, Jefferson, the Three Sisters, and to the West rises the coast

mountains with their great Douglas fir stands. It's a short hop over to the Pacific ocean.

The school, now topping 10,000 in enrollment, is the oldest and largest institution of higher learning in the state, exceeding slightly in number of students the University of Oregon at Eugene, 40 miles to the South.

Oregon State's educational aims lean toward the technical—agriculture, forestry, engineering, sciences, business technology, etc.

It's basketball team this year features the biggest man in major-college play—7-foot Mel Counts—and is "quarterbacked" by the most publicized athlete in history, Heisman trophy griddler Terry Baker.

The Beavers are a team of "athletes." Steve Pauly is the nation's third best decathlon performer. Sophomores Jim Jarvis and Frank Peters and Senior Dave Hayward are baseball players. Gary Rossi is a high jumper. Ray Torgerson played amateur hockey in Canada. And Baker, well, he's all-everything.

Oregon State plays its basketball in "the house that Gill built." It's named Gill Coliseum and it's a plush 11,000-capacity building. For 12 home games the Beavers drew 96,000 fans. They've averaged more than 8,000 for all games, including two played in Stanford's 2,600-capacity gym. A total of 221,000 people have watched them this year in 29 games.

MEMORIAL UNION BUILDING (STUDENT UNION), OREGON STATE UNIVERSITY





Dr. James H. Jensen
President




Roy S. "Spec" Keene
Athletic Director

SEASON'S RECORD

(Won 22 — Lost 7)

| | | | | | |
|----|------------------|----|----|------------------|----|
| 58 | Seattle | 60 | 66 | Seattle | 60 |
| 57 | Washington | 45 | 58 | Portland | 67 |
| 59 | California | 61 | 66 | Portland | 51 |
| 70 | California | 60 | 50 | Oregon | 54 |
| 65 | West Virginia | 70 | 67 | Oregon | 57 |
| 61 | Iowa | 55 | 76 | U. S. C. | 49 |
| 80 | Idaho | 53 | 58 | U. S. C. | 67 |
| 58 | California | 50 | 79 | Washington State | 56 |
| 64 | Iowa | 57 | 74 | Washington State | 65 |
| 74 | Washington State | 47 | 65 | Oregon | 61 |
| 61 | Washington State | 50 | 71 | Oregon | 65 |
| 65 | Stanford | 58 | 70 | Seattle | 66 |
| 69 | Stanford | 96 | 65 | San Francisco | 61 |
| 64 | Gonzaga | 47 | 83 | Arizona State | 65 |
| 65 | Washington | 48 | | | |



BENTON HALL
Oldest building on Oregon State Campus



OREGON STATE UNIVERSITY—Front row, from left: Garry Rossi, Ray Torgerson, Steve Pauly, Jim Kraus, Mel Counts, Tim Campbell, Capt. Terry Baker, and Jim Jarvis. Back row, from left: Trainer Bill Robertson, Assistant Coach Paul Valenti, Dave Hayward, Rex Benner, Frank Peters, Coach Slats Gill, and Student Manager Corky Smith.



Thomas Industries, Inc.

Manufacturers of a diversified number of nationally distributed products.

- Moe Light, Star Light and Enchante Residential Lighting Fixtures
- Benjamin Commercial and Industrial Lighting Equipment
- Moe Light Bathroom Cabinets
- Wright Power Saws
- Sprayit Paint Spraying Equipment
- Radiant Opal Glass
- Paint Rollers and Pans

Executive Offices: 207 East Broadway
Louisville 2, Kentucky



BRONZEGLOW® BIRCH

LOUISVILLE, KY.

What Happened to the Top-Ranked Teams

| Final Rankings | | Team | How They Fared |
|----------------|----------|---------------------|-----------------------------------|
| AP | UPI | | |
| 1 | 1 | Cincinnati | Tournament Finalist |
| 2 | 2 | Duke | Tournament Finalist |
| 3 | 4 | Loyola (Chicago) | Tournament Finalist |
| 4 | 3 | Arizona State | Eliminated by Oregon State 83-65 |
| 5 | 6 | Wichita | Eliminated in conference race |
| 6 | 7 | Mississippi State | Eliminated by Loyola 61-51 |
| 7 | 8 | Ohio State | Eliminated in conference race |
| 8 | 5 | Illinois | Eliminated by Loyola 79-64 |
| 9 | 11 | New York University | Eliminated by Duke 81-76 |
| 10 | 9 | Colorado | Eliminated by Cincinnati 67-60 |
| | 10 | Stanford | Eliminated in conference race |
| | 12 | Texas | Eliminated by Cincinnati 73-68 |
| | 13 | Providence | |
| | 14 | Oregon State | Tournament Finalist |
| | 15 | U. C. L. A. | Eliminated by Arizona State 93-79 |
| | 16 (tie) | St. Joseph's | Eliminated by Duke 73-59 |
| | 16 (tie) | West Virginia | Eliminated by St. Joseph's 97-88 |
| | 18 | Bowling Green | Eliminated by Illinois 70-67 |
| | 19 (tie) | Kansas State | Eliminated in conference race |
| | 19 (tie) | Seattle | Eliminated by Oregon State 70-66 |

MARTIN A. CEDER, Inc.

Passenger and Freight Elevators
Material Handling Equipment

2520 West Market Street
Louisville 1, Ky. Phone SPring 8-1671

P. O. Box 1443
Lexington, Ky. 5-0838

163 S. Third Ave.
Evansville 8, Ind. HA 4-4334

MILES PARK THOROUGHBRED RACING

MAY 29 THROUGH JULY 20

LOUISVILLE, KENTUCKY

READY MIX CONCRETE COLONIAL SUPPLY CO.

MElrose 6-1321

For more than 30 years serving the
construction industry with quality concrete.

Paper for this Program furnished by Southeastern Paper Co.

2525 South Fourth Street
Louisville, Kentucky Telephone 636-3311

Everything in Paper

Falls City Boat Works

132 N. Fourth St. — JUniper 4-6308

"KENTUCKY'S LARGEST MARINE SUPPLY HOUSE"

MEET THE COACHES



COACH VIC BUBAS, Duke University

One of the brightest young stars in the coaching game today is 33-year-old Victor Albert Bubas, the man who turned Duke University into a constant national basketball threat.

It began when he left the assistant coaching job at North Carolina State in 1959 to take over at Durham. That first season the Devils responded to his tactics by winning the Atlantic Coast Conference championship, (Duke's first in 13 years) and going to the quarter-finals of NCAA play.

A year later, the Blue Devils posted a 22-6 record, were ACC runners-up and ranked among the top 10 in the nation. Last year, his squad posted a 20-5 record in Vic's first "rebuilding" year. This season's 26-2 mark proves the personable young man a superior reconstruction engineer.

A native of Gary, Ind., Vic graduated from Lew Wallace High and served two years in the Army. After his discharge, he enrolled at North Carolina State in 1947. He starred for the Wolfpack under Coach Everett Case and captained the team while earning selection to the All-Southern Conference team in his junior and senior years.

COACH GEORGE IRELAND, Loyola University

Coach George Ireland, through much of his college coaching career, has earned the reputation of being a "giant killer" of top-ranked teams. This year, Ireland has reversed the role with his topnotch Loyola team.

Ireland has been coaching at Loyola since the 1951-1952 season. His overall record is 166 victories and 120 defeats. Most successful seasons have been, 1951-1952 when Loyola was 17-8, 1957-1958 with a 16-8 and 1961-1962 when Loyola won 23 and lost but 4.

Ireland is a graduate of Notre Dame and was named to the Helms Hall All-America team in 1934 and 1935. At Notre Dame, he earned a reputation for durability. In his three college seasons he played in all 72 games and never missed a practice session.



COACH ED JUCKER, University of Cincinnati

National Championships are part of this coach's agenda. He has been head coach at Cincy two years and has tucked away the title both years.

What is the secret of Ed Jucker's success? A combination of teamwork and balance. Under his guidance, the Bearcats have become a national leader in defense, pattern offense and general all-around team play. In three seasons, his teams have posted 81 victories against only six setbacks.

Jucker was named head coach in the spring of 1960, succeeding George Smith, who moved up to athletic director. Jucker had been Smith's assistant for seven years. His frosh teams won 67 and lost only 21.

"Juck" starred on the Cincinnati basketball, baseball and golf teams when he attended UC. He graduated in 1940. World War II found him in the Navy. After his release from the Navy, he accepted the head coach's job at Kings Point in 1946. In 1948 he went to Rennselaer Poly and then to Cincinnati in 1953.

COACH SLATS GILL, Oregon State University

Some coaches are never known by their given names. Such a man is Slats Gill, known by that name from coast to coast. In case you're interested, his actual monicker is Amory T. At Oregon State, he is an institution.

It all started when he gained All America honors at Oregon State in 1924. He came back to the school to take over the coaching reins in the 1928-29 season and has been there since. And the Beavers have been a national basketball power for those 35 seasons.

In all, Gill's teams have won 575 games against 386 setbacks. His teams have figured in 12 championships of one sort or the other. His teams have narrowly missed the elusive National Collegiate Championship, having advanced to the Far West finals in 1949, 1955 and 1962.

A respected author of a basketball work-book, Coach Gill is a past president of the National Association of Basketball Coaches, is a member of the Helms Foundation Hall of Fame and has been honored by his selection as coach of the West team for the annual East-West series.





We go right on
winning *players, coaches,*
games, titles. Our 48-year record as
the leading basketball shoe maker
testifies to the unbeatable construc-
tion of Converse "All Stars".

converse
'Chuck' Taylor
ALL STAR
BASKETBALL SHOES
HIGH CUT OR OXFORD

CONVERSE RUBBER COMPANY, MALDEN 48, MASSACHUSETTS

Chicago Branch: 2000 Mannheim Road, Melrose Park, Ill.
100 Freeway Blvd., So. San Francisco



Regional Champions

| East Champion | East Runner-Up | West Champion | West Runner-Up |
|----------------------|------------------|--------------------|----------------|
| 1939 Ohio State | Villanova | Oregon* | Oklahoma |
| 1940 Indiana* | Duquesne | Kansas | U.S.C. |
| 1941 Wisconsin* | Pittsburgh | Washington State | Arkansas |
| 1942 Dartmouth | Kentucky | Stanford* | Colorado |
| 1943 Georgetown | DePaul | Wyoming* | Texas |
| 1944 Dartmouth | Ohio State | Utah* | Iowa State |
| 1945 N.Y.U. | Ohio State | Oklahoma A&M* | Arkansas |
| 1946 North Carolina | Ohio State | Oklahoma A&M* | California |
| 1947 Holy Cross* | C.C.N.Y. | Oklahoma | Texas |
| 1948 Kentucky* | Holy Cross | Baylor | Kansas State |
| 1949 Kentucky* | Illinois | Oklahoma A&M | Oregon State |
| 1950 C.C.N.Y.* | N. C. State | Bradley | Baylor |
| 1951 Kentucky* | Illinois | Kansas State | Oklahoma A&M |
| | | | |
| East Champion | Midwest Champion | Midwest Champion | West Champion |
| 1952 St. John's | Illinois | Kansas* | Santa Clara |
| 1953 L.S.U. | Indiana* | Kansas | Washington |
| 1954 LaSalle* | Penn State | Bradley | U.S.C. |
| 1955 LaSalle | Iowa | Colorado | San Francisco* |
| 1956 Temple | Iowa | Southern Methodist | San Francisco* |
| 1957 North Carolina* | Michigan State | Kansas | San Francisco |
| 1958 Temple | Kentucky* | Kansas State | Seattle |
| 1959 West Virginia | Louisville | Cincinnati | California* |
| 1960 N.Y.U. | Ohio State* | Cincinnati | California |
| 1961 Vacated | Ohio State | Cincinnati* | Utah |
| 1962 Wake Forest | Ohio State | Cincinnati* | UCLA |

*—National Champion

High Scorer, Year-by-Year

| Year | Player | Team | Points | Games | Year | Player | Team | Points | Games |
|------|-----------------|-------------------|--------|-------|------|------------------|----------------|--------|-------|
| 1939 | Jim Hull | Ohio State | 58 | 3 | 1951 | Don Sunderlage | Illinois | 83 | 4 |
| 1940 | Howard Engleman | Kansas | 39 | 3 | 1952 | Clyde Lovellette | Kansas | 141 | 4 |
| 1941 | John Adams | Arkansas | 48 | 2 | 1953 | Bob Houbregs | Washington | 139 | 4 |
| 1942 | Jim Pollard | Stanford | 48 | 3 | 1954 | Tom Gola | LaSalle | 114 | 5 |
| 1943 | Milo Kommenich | Wyoming | 48 | 3 | 1955 | Bill Russell | San Francisco | 118 | 5 |
| 1944 | Aud Brindley | Dartmouth | 52 | 3 | 1956 | Hal Lear | Temple | 160 | 5 |
| 1945 | Bob Kurland | Oklahoma A&M | 65 | 3 | 1957 | Len Rosenbluth | North Carolina | 140 | 5 |
| 1946 | Bob Kurland | Oklahoma A&M | 72 | 3 | 1958 | Elgin Baylor | Seattle | 135 | 5 |
| 1947 | George Kaftan | Holy Cross | 63 | 3 | 1959 | Jerry West | West Virginia | 160 | 5 |
| 1948 | Alex Groza | Kentucky | 54 | 3 | 1960 | Oscar Robertson | Cincinnati | 122 | 4 |
| 1949 | Alex Groza | Kentucky | 82 | 3 | 1961 | Billy McGill | Utah | 119 | 4 |
| 1950 | Sam Ranzino | N. Carolina State | 75 | 3 | 1962 | Len Chappell | Wake Forest | 134 | 5 |

Coaches of Team Champions

| | | |
|--------------------------------|-----------------------------------|------------------------------------|
| 1939 Howard Hobson, Oregon | 1947 Alvin F. Julian, Holy Cross | 1955 Phil Woolpert, San Francisco |
| 1940 Branch McCracken, Indiana | 1948 Adolph Rupp, Kentucky | 1956 Phil Woolpert, San Francisco |
| 1941 Harold Foster, Wisconsin | 1949 Adolph Rupp, Kentucky | 1957 Frank McGuire, North Carolina |
| 1942 Everett Dean, Stanford | 1950 Nat Holman, C.C.N.Y. | 1958 Adolph Rupp, Kentucky |
| 1943 Everett Shelton, Wyoming | 1951 Adolph Rupp, Kentucky | 1959 Pete Newell, California |
| 1944 Vadal Peterson, Utah | 1952 Forrest C. Allen, Kansas | 1960 Fred R. Taylor, Ohio State |
| 1945 Henry Iba, Oklahoma A&M | 1953 Branch McCracken, Indiana | 1961 Edward Jucker, Cincinnati |
| 1946 Henry Iba, Oklahoma A&M | 1954 Kenneth B. Loeffler, LaSalle | 1962 Edward Jucker, Cincinnati |

Tournament Records

INDIVIDUAL

Total Points, 4-Game Series

141—C. Clyde Lovellette, Kansas, 1952
(44, St. Louis; 31, T.C.U.; 33, Santa Clara; 33, St. John's)

Total Points, 5-Game Series

160—G. Hal Lear, Temple, 1956
(26, Holy Cross; 40, Connecticut; 14, Canisius; 32, Iowa; 48, S.M.U.)

160—F. Jerry West, West Virginia, 1959
(25, Dartmouth; 36, St. Joseph's; 33, Boston University; 38, Louisville; 28, California)

Most Points, Single Game

56—F. Oscar Robertson, Cincinnati (97) vs. Arkansas (62), 3-15-58
(21 field goals, 14 free throws)

Total Field Goals, Series

63—G. Hal Lear, Temple, 1956
(9, Holy Cross; 18, Connecticut; 4, Canisius; 15, Iowa; 17, S.M.U.)

Most Field Goals, Single Game

21—F. Oscar Robertson, Cincinnati (97) vs. Arkansas (62), 3-15-58

Total Free Throws, Series

55—F. Bob Carney, Bradley, 1954
(9, Oklahoma City; 23, Colorado; 4, Oklahoma A&M; 8, U.S.C.; 11, LaSalle)

Most Free Throws, Single Game

23—F. Bob Carney, Bradley (76) vs. Colorado (64), 3-12-54

TEAM

Total Points, 4-Game Series

340—Iowa, 1956
(97-83, Morehead State; 89-77, Kentucky; 83-76, Temple; 71-83, San Francisco)

Total Points, 5-Game Series

427—West Virginia, 1959
(82-68, Dartmouth; 95-92, St. Joseph's; 86-82, Boston University; 94-79, Louisville; 70-71, California)

Most Points, Championship Game

92, LaSalle (92) vs. Bradley (76), 3-20-54

Most Points, Single Game

111—Loyola (111) vs. Tennessee Tech (42), 3-11-63

Most Points, Both Teams

206—West Virginia (106) vs. St. Joseph's (100), 3-12-60

Total Field Goals, 4-Game Series

140—Ohio State, 1960
(42, Western Kentucky; 36, Georgia Tech; 31, N.Y.U.; 31, California)

Total Field Goals, 5-Game Series

149—West Virginia, 1959
(30, Dartmouth; 31, St. Joseph's; 28, Boston University; 35, Louisville; 25, California)

Most Field Goals, Single Game

42—Utah (108) vs. Seattle (85), 3-12-55
42—Ohio State (98) vs. Western Kentucky (76), 3-12-60

Total Free Throws, 4-Game Series

108—Indiana, 1953
(29, Notre Dame; 30, DePaul; 30, L.S.U.; 19, Kansas)

Total Free Throws, 5-Game Series

146—Bradley, 1954
(23, Oklahoma City; 38, Colorado; 29, Oklahoma A&M; 24, U.S.C.; 32, LaSalle)

Most Free Throws, Single Game

41—Utah (89) vs. Santa Clara (81), 3-12-60

Most Personal Fouls, Single Game

35—Iowa (97) vs. Morehead State (83), 3-16-56
35—U.C.L.A. (94) vs. Seattle (70), 3-17-56

All-Time Results

1939

EAST-WEST CHAMPIONSHIP

Oregon 46, Ohio State 33

EAST CHAMPIONSHIP
Ohio State 53, Villanova 36

WEST CHAMPIONSHIP
Oregon 55, Oklahoma 37

FIRST ROUND
Villanova 42, Brown 30
Ohio State 64, Wake Forest 52

WEST 3RD & 4TH PLACES
Utah State 51, Texas 49

FIRST ROUND
Oklahoma 50, Utah State 39
Oregon 56, Texas 41

1943

EAST-WEST CHAMPIONSHIP

Wyoming 46, Georgetown 34

EAST CHAMPIONSHIP
Georgetown 53, DePaul 49

WEST CHAMPIONSHIP
Wyoming 58, Texas 54

EAST 3RD & 4TH PLACES
Dartmouth 51, N.Y.U. 49

WEST 3RD & 4TH PLACES
Oklahoma 58, Washington 43

FIRST ROUND
Georgetown 55, N.Y.U. 36
DePaul 46, Dartmouth 35

FIRST ROUND
Texas 59, Washington 55
Wyoming 53, Oklahoma 50

1940

EAST-WEST CHAMPIONSHIP

Indiana 60, Kansas 42

EAST CHAMPIONSHIP
Indiana 30, Duquesne 29

WEST CHAMPIONSHIP
Kansas 43, U.S.C. 42

FIRST ROUND
Duquesne 30, West. Ky. 29
Indiana 48, Springfield 24

WEST 3RD & 4TH PLACES
Rice 60, Colorado 56

FIRST ROUND
Kansas 50, Rice 44
U.S.C. 38, Colorado 32

1944

EAST-WEST CHAMPIONSHIP

Utah 42, Dartmouth 40

EAST CHAMPIONSHIP
Dartmouth 60, Ohio State 53

WEST CHAMPIONSHIP
Utah 40, Iowa State 31

EAST 3RD & 4TH PLACES
Temple 55, Catholic 35

WEST 3RD & 4TH PLACES
Missouri 61, Pepperdine 46

FIRST ROUND
Dartmouth 63, Catholic 38
Ohio State 57, Temple 47

FIRST ROUND
Iowa State 44, Pepperdine 39
Utah 45, Missouri 35

1941

EAST-WEST CHAMPIONSHIP

Wisconsin 39, Washington State 34

EAST CHAMPIONSHIP
Wisconsin 36, Pittsburgh 30

WEST CHAMPIONSHIP
Wash'ton St. 64, Arkansas 53

EAST 3RD & 4TH PLACES
Dartmouth 60, No. Carolina 59

WEST 3RD & 4TH PLACES
Creighton 45, Wyoming 44

FIRST ROUND
Wisconsin 51, Dartmouth 50
Pittsburgh 26, No. Carolina 20

FIRST ROUND
Wash'ton St. 48, Creighton 39
Arkansas 52, Wyoming 40

1945

EAST-WEST CHAMPIONSHIP

Oklahoma A&M 49, N.Y.U. 45

EAST CHAMPIONSHIP
N.Y.U. 70, Ohio State 65

WEST CHAMPIONSHIP
Okla. A&M 68, Arkansas 41

EAST 3RD & 4TH PLACES
Kentucky 66, Tufts 56

WEST 3RD & 4TH PLACES
Oregon 69, Utah 66

FIRST ROUND
N.Y.U. 59, Tufts 44
Ohio State 45, Kentucky 37

FIRST ROUND
Arkansas 79, Oregon 76
Oklahoma A&M 62, Utah 37

1942

EAST-WEST CHAMPIONSHIP

Stanford 53, Dartmouth 38

EAST CHAMPIONSHIP
Dartmouth 47, Kentucky 28

WEST CHAMPIONSHIP
Stanford 46, Colorado 35

EAST 3RD & 4TH PLACES
Penn State 41, Illinois 34

WEST 3RD & 4TH PLACES
Kansas 55, Rice 53

FIRST ROUND
Dartmouth 44, Penn State 39
Kentucky 46, Illinois 44

FIRST ROUND
Stanford 53, Rice 47
Colorado 46, Kansas 44

EAST-WEST CHAMPIONSHIP
Oklahoma A&M 43, North Carolina 40

EAST-WEST 3RD & 4TH PLACES
Ohio State 63, California 45

EAST CHAMPIONSHIP
No. Carolina 60, Ohio State 57

WEST CHAMPIONSHIP
Okla. A&M 52, California 35

EAST 3RD & 4TH PLACES
N.Y.U. 67, Harvard 61

WEST 3RD & 4TH PLACES
Colorado 59, Baylor 44

FIRST ROUND
Ohio State 46, Harvard 38
North Carolina 57, N.Y.U. 49

FIRST ROUND
Oklahoma A&M 44, Baylor 29
California 50, Colorado 44

1947

EAST-WEST CHAMPIONSHIP
Holy Cross 58, Oklahoma 47

EAST-WEST 3RD & 4TH PLACES
Texas 54, C.C.N.Y. 50

EAST CHAMPIONSHIP
Holy Cross 60, C.C.N.Y. 45

EAST 3RD & 4TH PLACES
Wisconsin 50, Navy 49

FIRST ROUND
Holy Cross 55, Navy 47
C.C.N.Y. 70, Wisconsin 56

WEST CHAMPIONSHIP
Oklahoma 55, Texas 54

WEST 3RD & 4TH PLACES
Oregon State 63, Wyoming 46

FIRST ROUND
Texas 42, Wyoming 40
Oklahoma 56, Oregon State 54

1948

EAST-WEST CHAMPIONSHIP
Kentucky 58, Baylor 42

EAST-WEST 3RD & 4TH PLACES
Holy Cross 60, Kansas State 54

EAST CHAMPIONSHIP
Kentucky 60, Holy Cross 52

EAST 3RD & 4TH PLACES
Michigan 66, Columbia 49

FIRST ROUND
Kentucky 76, Columbia 53
Holy Cross 63, Michigan 45

WEST CHAMPIONSHIP
Baylor 60, Kansas State 52

WEST 3RD & 4TH PLACES
Washington 57, Wyoming 47

FIRST ROUND
Kansas State 58, Wyoming 48
Baylor 64, Washington 62

1949

EAST-WEST CHAMPIONSHIP
Kentucky 46, Oklahoma A&M 36

EAST-WEST 3RD & 4TH PLACES
Illinois 57, Oregon State 53

EAST CHAMPIONSHIP
Kentucky 76, Illinois 47

EAST 3RD & 4TH PLACES
Villanova 78, Yale 67

FIRST ROUND
Illinois 71, Yale 67
Kentucky 85, Villanova 72

WEST CHAMPIONSHIP
Okla. A&M 55, Oregon St. 30

WEST 3RD & 4TH PLACES
Arkansas 61, Wyoming 40

FIRST ROUND
Okla. A&M 40, Wyoming 39
Oregon State 56, Arkansas 38

1950

EAST-WEST CHAMPIONSHIP
C.C.N.Y. 71, Bradley 68

EAST-WEST 3RD & 4TH PLACES
North Carolina State 53, Baylor 41

EAST CHAMPIONSHIP
C.C.N.Y. 78, No. Caro. St. 73

EAST 3RD & 4TH PLACES
Ohio State 72, Holy Cross 52

FIRST ROUND
C.C.N.Y. 56, Ohio State 55
No. Caro. St. 87, Holy Cross 74

WEST CHAMPIONSHIP
Bradley 68, Baylor 66

WEST 3RD & 4TH PLACES
B.Y.U. 83, U.C.L.A. 62

FIRST ROUND
Baylor 56, B.Y.U. 55
Bradley 73, U.C.L.A. 59

1951

EAST-WEST CHAMPIONSHIP
Kentucky 68, Kansas State 58

EAST-WEST 3RD & 4TH PLACES
Illinois 61, Oklahoma A&M 46

EAST CHAMPIONSHIP
Kentucky 76, Illinois 74

EAST 3RD & 4TH PLACES
St. John's 71, No. Caro. St. 59

SEMIFINALS
Illinois 84, No. Caro. St. 70
Kentucky 59, St. John's 43

FIRST ROUND
No. Caro. St. 67, Villanova 62
Illinois 79, Columbia 71
St. John's 63, Connecticut 52
Kentucky 79, Louisville 68

WEST CHAMPIONSHIP
Kansas St. 68, Okla. A&M 44

WEST 3RD & 4TH PLACES
Washington 80, B.Y.U. 67

SEMIFINALS
Okla. A&M 61, Washington 57
Kansas State 64, B.Y.U. 54

FIRST ROUND
Washington 62, Texas A&M 40
Okla. A&M 50, Montana St. 46
B.Y.U. 68, San Jose 61
Kansas State 61, Arizona 59

1952

EAST-WEST CHAMPIONSHIP
Kansas 80, St. John's 63

EAST-WEST 3RD & 4TH PLACES
Illinois 67, Santa Clara 64

EAST CHAMPIONSHIP
St. John's 61, Illinois 59

REGIONAL CHAMPIONSHIPS
St. John's 64, Kentucky 57
Illinois 74, Duquesne 68

FIRST ROUND
Kentucky 82, Penn State 54
St. John's 60, N. Caro. St. 49
Illinois 80, Dayton 61
Duquesne 60, Princeton 49

CONSOLATION
N. Caro. St. 69, Penn St. 60
Dayton 77, Princeton 71

WEST CHAMPIONSHIP
Kansas 74, Santa Clara 55

REGIONAL CHAMPIONSHIPS
Kansas 74, St. Louis 55
Santa Clara 56, Wyoming 53

FIRST ROUND
Kansas 68, T.C.U. 64
St. Louis 62, N. Mex. A&M 53
Santa Clara 68, U.C.L.A. 59
Wyoming 54, Okla. City 48

CONSOLATION
T.C.U. 61, N. Mexico A&M 44
Okla. City 55, U.C.L.A. 53

1953

EAST-WEST CHAMPIONSHIP
Indiana 69, Kansas 68

EAST-WEST 3RD & 4TH PLACES
Washington 88, L.S.U. 69

EAST CHAMPIONSHIP
Indiana 80, L.S.U. 67

REGIONAL CHAMPIONSHIPS
Indiana 79, Notre Dame 66
L.S.U. 81, Holy Cross 73

SECOND ROUND
Notre Dame 69, Penn. 57
Indiana 82, DePaul 80
Holy Cross 79, Wake Forest 71
L.S.U. 89, Lebanon Valley 76

CONSOLATION
Pennsylvania 90, DePaul 70
Wake Forest 91, Leb. Val. 71

FIRST ROUND
Notre Dame 72, East. Ky. 57
DePaul 74, Miami (Ohio) 72
Holy Cross 87, Navy 74
Leb. Valley 80, Fordham 67

WEST CHAMPIONSHIP
Kansas 79, Washington 53

REGIONAL CHAMPIONSHIPS
Kansas 61, Oklahoma A&M 55
Washington 74, Santa Clara 62

SECOND ROUND
Kansas 73, Oklahoma City 65
Okla. A&M 71, T.C.U. 54
Washington 92, Seattle 70
Santa Clara 67, Wyoming 52

CONSOLATION
T.C.U. 58, Oklahoma City 56
Seattle 80, Wyoming 64

FIRST ROUND
Seattle 88, Idaho State 77
Santa Clara 81, Hard-Sim. 56

1954

EAST-WEST CHAMPIONSHIP
LaSalle 92, Bradley 76

EAST-WEST 3RD & 4TH PLACES
Penn State 70, U.S.C. 61

EAST CHAMPIONSHIP
LaSalle 69, Penn State 54

REGIONAL CHAMPIONSHIPS
LaSalle 64, Navy 48
Penn State 71, Notre Dame 63

SECOND ROUND
LaSalle 88, N. C. State 81
Navy 69, Cornell 67
Penn State 78, L.S.U. 70
Notre Dame 65, Indiana 64

CONSOLATION
N. C. State 65, Cornell 54
Indiana 73, L.S.U. 62

FIRST ROUND
LaSalle 76, Fordham 74
N. C. State 75, Geo. Wash. 73
Navy 85, Connecticut 80
N. Dame 80, Loyola (La.) 70
Penn State 62, Toledo 50

WEST CHAMPIONSHIP
Bradley 74, U.S.C. 72

REGIONAL CHAMPIONSHIPS
Bradley 71, Okla. A&M 57
U.S.C. 66, Santa Clara 65

SECOND ROUND
Bradley 76, Colorado 64
Oklahoma A&M 51, Rice 45
U.S.C. 73, Idaho State 59
Santa Clara 73, Col. A&M 50

CONSOLATION
Rice 78, Colorado 55
Idaho St. 62, Colorado A&M 57

FIRST ROUND
Bradley 61, Oklahoma City 55
Idaho State 77, Seattle 75
Santa Clara 73, Texas Tech 64

1955

EAST-WEST CHAMPIONSHIP
San Francisco 77, LaSalle 63

EAST-WEST 3RD & 4TH PLACES
Colorado 75, Iowa 54

EAST CHAMPIONSHIP
LaSalle 76, Iowa 73

REGIONAL CHAMPIONSHIPS
Iowa 86, Marquette 81
LaSalle 99, Canisius 64

SECOND ROUND
Marquette 79, Kentucky 71
Iowa 82, Penn State 53
LaSalle 73, Princeton 46
Canisius 73, Villanova 71

CONSOLATION
Villanova 64, Princeton 57
Kentucky 84, Penn State 59

FIRST ROUND
Marquette 90, Miami (O.) 79
Penn St. 59, Memphis St. 55
LaSalle 95, West Virginia 61
Villanova 74, Duke 73
Canisius 73, Williams 60

WEST CHAMPIONSHIP
San Francisco 62, Colorado 50

REGIONAL CHAMPIONSHIPS
Colorado 93, Bradley 81
S. Francisco 57, Oregon St. 56

SECOND ROUND
Bradley 81, S.M.U. 79
Colorado 69, Tulsa 59
Oregon State 83, Seattle 71
San Francisco 78, Utah 59

CONSOLATION
Tulsa 68, S.M.U. 67
Utah 108, Seattle 85

FIRST ROUND
Bradley 69, Oklahoma City 65
Seattle 80, Idaho State 63
S. Francisco 89, West Tex. 66

1956

EAST-WEST CHAMPIONSHIP
San Francisco 83, Iowa 71

EAST-WEST 3RD & 4TH PLACES
Temple 90, S.M.U. 81

EAST CHAMPIONSHIP
Iowa 83, Temple 76

REGIONAL CHAMPIONSHIPS
Iowa 89, Kentucky 77
Temple 60, Canisius 58

SECOND ROUND
Iowa 97, Morehead State 83
Temple 65, Connecticut 59
Kentucky 84, Wayne 64
Canisius 66, Dartmouth 58

CONSOLATION
Morehead State 95, Wayne 84
Dartmouth 85, Connecticut 64

FIRST ROUND
Connecticut 84, Manhattan 75
Temple 74, Holy Cross 72
Dartmouth 61, W. Virginia 59
Canisius 79, N. C. St. 78 (4OT)
Wayne 72, DePaul 63
Morehead St. 107, Marshall 92

WEST CHAMPIONSHIP
San Francisco 86, S.M.U. 68

REGIONAL CHAMPIONSHIPS
San Francisco 92, Utah 77
S.M.U. 84, Oklahoma City 63

SECOND ROUND
S. Francisco 72, U.C.L.A. 61
Utah 81, Seattle 72
S.M.U. 90, Houston 73
Okla. City 97, Kansas St. 93

CONSOLATION
U.C.L.A. 94, Seattle 70
Kansas State 89, Houston 70

FIRST ROUND
Seattle 68, Idaho State 66
S.M.U. 68, Texas Tech 67
Okla. City 97, Memphis St. 81

1957

EAST-WEST CHAMPIONSHIP
North Carolina 54, Kansas 53 (3OT)

EAST-WEST 3RD & 4TH PLACES
San Francisco 67, Michigan State 60

EAST CHAMPIONSHIP
N. Caro. 74, Mich. St. 70 (3OT)

REGIONAL CHAMPIONSHIPS
No. Carolina 67, Syracuse 58
Michigan St. 70, Kentucky 68

SECOND ROUND
Syracuse 75, Lafayette 71
North Carolina 87, Canisius 75
Kentucky 98, Pittsburgh 92
Mich. State 85, Notre Dame 83

CONSOLATION
Canisius 82, Lafayette 76
Notre Dame 86, Pittsburgh 85

FIRST ROUND
Syracuse 82, Connecticut 76
Canisius 64, West Virginia 56
North Carolina 90, Yale 74
Pittsburgh 86, Morehead St. 85
Notre Dame 89, Miami (O.) 77

WEST CHAMPIONSHIP
Kansas 80, San Francisco 56

REGIONAL CHAMPIONSHIPS
Kansas 81, Oklahoma City 61
S. Francisco 50, California 46

SECOND ROUND
Kansas 73, S.M.U. 65 (OT)
Oklahoma City 75, St. Louis 66
San Francisco 66, Idaho St. 51
California 86, Brig. Young 59

CONSOLATION
S.M.U. 78, St. Louis 58
Brig. Young 65, Idaho St. 58

FIRST ROUND
Okla. City 76, Loyola (La.) 55
Idaho St. 68, Hardin-Sim. 57

1960

EAST-WEST CHAMPIONSHIP
Ohio State 75, California 55

EAST-WEST 3RD & 4TH PLACES
Cincinnati 95, N.Y.U. 71

EAST CHAMPIONSHIP
Ohio State 76, N.Y.U. 54

REGIONAL CHAMPIONSHIPS
N.Y.U. 74, Duke 59
Ohio State 86, Georgia Tech 69

SECOND ROUND
Duke 58, St. Joseph's 56
N.Y.U. 82, West Virginia 81
Georgia Tech 57, Ohio Univ. 54
Ohio State 98, Western Ky. 79

CONSOLATION
West Vir. 106, St. Joseph's 100
Western Ky. 97, Ohio U. 87

FIRST ROUND
Duke 84, Princeton 60
West Virginia 94, Navy 86
N.Y.U. 78, Connecticut 59
Ohio. Univ. 74, Notre Dame 66
West. Ky. 107, Miami (Fla.) 84
DePaul 69, Air Force 63

WEST CHAMPIONSHIP
California 77, Cincinnati 69

REGIONAL CHAMPIONSHIPS
Cincinnati 82, Kansas 71
California 70, Oregon 49

SECOND ROUND
Kansas 90, Texas 81
Cincinnati 99, DePaul 59
California 69, Santa Clara 49
Oregon 65, Utah 54

CONSOLATION
Utah 89, Santa Clara 81
DePaul 67, Texas 61

FIRST ROUND
California 71, Idaho State 44
Oregon 68, New Mex. State 60
Utah 80, U.S.C. 73

1958

EAST-WEST CHAMPIONSHIP
Kentucky 84, Seattle 72

EAST-WEST 3RD & 4TH PLACES
Temple 67, Kansas State 57

EAST CHAMPIONSHIP
Kentucky 61, Temple 60

REGIONAL CHAMPIONSHIPS
Temple 69, Dartmouth 50
Kentucky 89, Notre Dame 56

SECOND ROUND
Dartmouth 79, Manhattan 62
Temple 71, Maryland 67
Notre Dame 94, Indiana 87
Kentucky 94, Miami 70

CONSOLATION
Maryland 59, Manhattan 55
Indiana 98, Miami 91

FIRST ROUND
Dartmouth 75, Connecticut 64
Manhattan 89, W. Virginia 84
Maryland 86, Boston Col. 63
Miami 82, Pittsburgh 77
Notre Dame 94, Tenn. Tech 61

WEST CHAMPIONSHIP
Seattle 73, Kansas State 51

REGIONAL CHAMPIONSHIPS
Kans. State 69, Okla. State 57
Seattle 66, California 62

SECOND ROUND
Okla. State 65, Arkansas 40
Kans. State 83, Cin. 80 (OT)
California 54, Idaho State 43
Seattle 69, San Francisco 67

CONSOLATION
Cincinnati 97, Arkansas 62
San Fran. 57, Idaho State 51

FIRST ROUND
Okla. State 59, Loyola (La.) 42
Idaho State 72, Ariz. State 68
Seattle 88, Wyoming 51

1961

EAST-WEST CHAMPIONSHIP
Cincinnati 70, Ohio State 65 (OT)

EAST-WEST 3RD & 4TH PLACES
*St. Joseph's 127, Utah 120 (4 OT)

EAST CHAMPIONSHIP
Ohio State 95, St. Joseph's 69

REGIONAL CHAMPIONSHIPS
St. Joseph's 96, Wake Forest 86
Ohio State 87, Kentucky 74

SECOND ROUND
St. Joseph's 72, Princeton 67
Wake Forest 78, St. Bon. 73
Ohio State 56, Louisville 55
Kentucky 71, Morehead 64

CONSOLATION
St. Bon. 85, Princeton 67
Louisville 83, Morehead 61

FIRST ROUND
Princeton 84, Geo. Wash. 67
St. Bon. 86, Rhode Island 76
Wake Forest 97, St. John's 74
Louisville 76, Ohio U. 70
Morehead 71, Xavier 66

WEST CHAMPIONSHIP
Cincinnati 82, Utah 67

REGIONAL CHAMPIONSHIPS
Cincinnati 69, Kansas State 64
Utah 88, Arizona State 80

SECOND ROUND
Cincinnati 78, Texas Tech 55
Kansas State 75, Houston 64
Utah 91, Loyola (Calif.) 75
Arizona State 86, U.S.C. 71

CONSOLATION
Loyola (Calif.) 69, U.S.C. 67
Texas Tech 69, Houston 67

FIRST ROUND
Houston 77, Marquette 61
Arizona State 72, Seattle 70
U.S.C. 81, Oregon 79

*—St. Joseph's participation in 1961 tournament voided.

1959

EAST-WEST CHAMPIONSHIP
California 71, West Virginia 70

EAST-WEST 3RD & 4TH PLACES
Cincinnati 98, Louisville 85

EAST CHAMPIONSHIP
West Virginia 94, Louisville 79

REGIONAL CHAMPIONSHIPS
W. Virginia 89, Boston U. 82
Louisville 88, Mich. State 81

SECOND ROUND
W. Virginia 95, St. Joseph's 92
Boston University 62, Navy 55
Louisville 76, Kentucky 61
Mich. State 74, Marquette 69

CONSOLATION
Kentucky 98, Marquette 69
Navy 70, St. Joseph's 56

FIRST ROUND
West Virginia 82, Dartmouth 68
Boston U. 60, Connecticut 58
Navy 76, North Carolina 63
Louisville 77, Eastern Ky. 63
Marquette 89, Bowl. Green 71

WEST CHAMPIONSHIP
California 64, Cincinnati 58

REGIONAL CHAMPIONSHIPS
Cincinnati 85, Kansas State 75
California 66, St. Mary's 46

SECOND ROUND
Kansas State 102, DePaul 70
Cincinnati 77, Texas Chris. 73
St. Mary's 80, Idaho State 71
California 71, Utah 53

CONSOLATION
Texas Christian 71, DePaul 65
Idaho State 71, Utah 65

FIRST ROUND
DePaul 57, Portland 56
Idaho State 62, N. M. State 61

1962

EAST-WEST CHAMPIONSHIP
Cincinnati 71, Ohio State 59

EAST-WEST 3RD & 4TH PLACES
Wake Forest 82, U.C.L.A. 80

EAST CHAMPIONSHIP
Ohio State 84, Wake Forest 68

REGIONAL CHAMPIONSHIPS
Wake Forest 79, Villanova 69
Ohio State 74, Kentucky 64

SECOND ROUND
Wake Forest 96, St. Jos. 85
Villanova 79, N.Y.U. 76
Kentucky 81, Butler 60
Ohio State 93, West. Ky. 73

CONSOLATION
N.Y.U. 94, St. Joseph's 85
Butler 87, Western Ky. 86

FIRST ROUND
Wake Forest 92, Yale 82
N.Y.U. 70, Massachusetts 50
Villanova 90, West Virginia 75
Butler 56, Bowling Green 55
Western Ky. 90, Detroit 81

WEST CHAMPIONSHIP
Cincinnati 72, U.C.L.A. 70


REGIONAL CHAMPIONSHIPS
Cincinnati 73, Colorado 46
U.C.L.A. 88, Oregon State 69

SECOND ROUND
Colorado 67, Texas Tech 60
Cincinnati 66, Creighton 46
Oregon St. 69, Pepperdine 67
U.C.L.A. 83, Utah State 62

CONSOLATION
Creighton 63, Texas Tech 61
Pepperdine 75, Utah State 71

FIRST ROUND
Texas Tech 68, Air Force 66
Creighton 87, Memphis St. 83
Oregon State 69, Seattle 65
Utah State 78, Arizona State 73

Want to improve your game?



Improve your shoe!

WEAR NEW U.S. ROYAL

U.S. PRO-Keds®

When top coaches and teams give a shoe their vote of approval, you know the shoe really has something. That's the story with new U.S. Royal Pro-Keds. Introduced a couple of seasons back, they were the first major breakthrough in years of basketball shoes. Today, word-of-mouth on them is great: "terrific traction"—"they really perform"—"good and comfortable." Try new U.S. Royal Pro-Keds yourself. Get faster starts, surer pivots, quicker stops. Cut down on fatigue, with Pro-Keds' lighter weight. Double heel cushions protect against bruises. Smooth toes prevent blisters. Longer wear saves real money. Prove it on the court. Get Pro-Keds today!



Also available without side stays, and in low cut.



United States Rubber

Sports Dept., Rockefeller Center, New York 20, N. Y.

SUCCESSFUL EVENTS OF ALL SIZES ARE HELD AT THE . . .

KENTUCKY FAIR and EXPOSITION CENTER



- **COLISEUM:** Adaptable to all types of attractions; seats 23,000
- **STADIUM:** Suitable for all outdoor events; seats 21,000
- **SAVARIN RESTAURANT:** One of the finest restaurants in and around Louisville. Also provides catering service in the Center's meeting rooms.
- **2 EXHIBITION WINGS** Modern, full-equipped, offer 408,100 sq. ft. of exhibit space, or 1,800 10'x10' booths.
- **HOTEL:** 115 ultra-modern, air-conditioned rooms built around a fieldstone center court with swimming pool. Has its own dining room, cocktail lounge, meeting and convention facilities, and smaller exhibit rooms.
- **AUTO RACE TRACK:** Designed with unique figure-8 interior track.
- **GOLF COURSE:** Par 3, 9-hole golf course on the grounds.
- **MEETING ROOMS:** The most complete meeting facilities and services in the nation to accommodate small, medium and even the largest crowds.

FOR ADDITIONAL INFORMATION, WRITE JAMES BROWITT, EXECUTIVE DIRECTOR, KENTUCKY FAIR & EXPOSITION CENTER, LOUISVILLE, KY.

KENTUCKY FAIR & EXPOSITION CENTER LOUISVILLE, KENTUCKY

TELEPHONE: 366-9592