



O1VE





Exactech® Arena
AT THE STEPHEN C.
O'CONNELL CENTER



TABLE OF CONTENTS & QUICK FACTS

2-14: Coaches & Support Staff

2-6	Head Coach Mike White
7	Assistant Coach Dusty May
8	Assistant Coach Jordan Mincy
9	Assistant Coach Darris Nichols
10-14	Support Staff

15-42: Rosters & Player Bios

15	Headshot Roster
16	Roster Breakdown
17-18	KeVaughn Allen
19-20	Canyon Barry
21	Dontay Bassett
22-24	Chris Chiozza
25-26	John Egbunu
27	Gorjok Gak
28-29	Kevarrius Hayes
30-32	Kasey Hill
33	Eric Hester
34	Jalen Hudson
35-36	Justin Leon
37-38	Schuyler Rimmer
39-41	Devin Robinson
42	Keith Stone

43-57: 2014-15 In Review

43	Notes & Facts
44-52	Box Scores
53	Team & Individual Stats
54	Game-by-Game Stats
55	Superlatives
56-57	Miscellaneous Stats

58-159: Record Book

58-60	Single-Game Records
60-61	O'Connell Center Records
62-63	Career Records
64-65	Individual Single-Season Records
66-67	Team Single-Season Records
68-69	Top Games Scoring & Rebounding
70	Biggest Wins & Losses
71	SEC Stat Champions & Winning/Losing Streaks
72-75	Year-by-Year Stat Leaders
76-77	Year-by-Year Team & Opponent Stats
78-86	Thousand-Point Scorers
87-100	All-Time Game-by-Game Results
101	Year-by-Year Team Record
102	Coaching Records
103-104	In the Polls
105-107	Miscellaneous Records
108	All-Time Series Records
109-118	All-Time Series Scores
119	Record by Conference
120	NCAA Tournament Results
121	NCAA Tournament Records
122-136	NCAA Tournament Box Scores
137	SEC Tournament Results
138	SEC Tournament Records
139-140	Regular Season Tournaments
141-145	Individual Career Stats
146-148	Usual Starting Lineups by Season
149-151	All-Time Lettermen
151	All-Time Asst. Coaches, Mgrs., Trainers, Strength, Video
152-153	All-Time Numerical Roster
154-159	Individual Honors

160-176: Program Information

160-161	Gators in the Pros
162-163	Back-to-Back National Champions
164-166	Exactech Arena at the Stephen C. O'Connell Center
167	Attendance Figures
168-170	Opponent Information
171	UF President Kent Fuchs
172-173	Director of Athletics Jeremy Foley
173	UAA Board, IAC & Gator Boosters Board
174	University Athletic Association All-Sports Accomplishments
175	Gator IMG Sports Network & NCAA Compliance Information
176	Media Information

2016-17 Media Guide Credits

The official 2016-17 University of Florida Men's Basketball media guide has been published by the University Athletic Association, Inc. This guide has been written and edited by the UAA Communications Department. It is not for public sale or recruiting and is intended for media use.

Editor, Typesetting, Design	Denver Parler
Covers	Kelly Streeter
Printing	Yearbook Connection
Primary Photographer:	Tim Casey

Other Photography: Jim Burgess, Nathaniel S. Butler (NBAE/Getty Images), David Coyle, Adler Garfield, Jesse D. Garrabrant (NBAE/Getty Images), Ron Irby, Andres Leiva, Melissa Majchrzak, Jay Metz, Rachel Mowat, NBA Photos, NCAA photos, Ole Miss Media & Public Relations, Madison Schultz, UF News Bureau.

UAA Communications Staff

Dan Apple	Assistant Director (Baseball)
Kelsey Bibik	Assistant (M. Tennis/M. Basketball)
Kathy Cafazzo	Associate Director (W. Basketball/W. Tennis)
Norm Carlson	Assistant A.D./Historian
Scott Carter	Senior Writer
Tim Casey	Photographer
Dustin Ciraco	Program Coordinator
Zach Dirlam	Assistant (Track & Field/Cross Country)
Bruce Floyd	Social Media Manager
Chris Harry	Senior Writer
Mary Howard	Associate A.D. (Soccer/Gymnastics)
Steve McClain	Associate A.D. (Football)
Denver Parler	Associate Director (Men's Basketball)
Kelly Reynolds	Assistant Director (Volleyball/Lacrosse)
Lindsey Spatola	Student (W. Golf)
Turner Street	Student (M. Golf)
Jennifer Wagner	Coordinator
Layne Weitzel	Assistant (M./W. Swimming & Diving)

Communications Office Phone	352-375-4683, ext. 6100
Communications Fax	352-375-4809
Press Row	352-371-0281

Communications Mailing Address:
P.O. Box 14485
Gainesville, FL 32604

Communications Shipping Address:
Ben Hill Griffin Stadium
121 Gale Lemerand Drive
Gainesville, FL 32611

Quick Facts

Location:	Gainesville, Fla.
Founded:	1853
Enrollment:	53,744
Conference:	Southeastern (SEC)
Nickname:	Gators
UF President:	Dr. W. Kent Fuchs
Director of Athletics:	Jeremy Foley
Mascots:	Albert and Alberta
Colors:	Orange (PMS 172) and Blue (PMS 287)
Website:	FloridaGators.com
Facebook:	facebook.com/GatorsMBK
Twitter:	@GatorsMBK, @MikeWhiteUF
Instagram:	@gatorsmbk

Coaching Staff Facts

Head Coach:	Mike White (Ole Miss '00)
UF Record:	2nd season/21-15
Overall Record:	6th season/122-55
Assistant Coaches:	Dusty May (Indiana '00), Jordan Mincy (Kent State '09), Darris Nichols (West Virginia '08)
Athletic Trainer:	David "Duke" Werner
Strength & Conditioning Coordinator:	Preston Greene
Director of Basketball Operations:	Kyle Church
Video Coordinator:	Jonathan Blake
Office Manager:	Tracy Pfaff
Staff Assistant:	Mike Robuck
Academic Counselor:	Tom Williams

Program Facts

Arena:	Exactech Arena at the Stephen C. O'Connell Center (10,133)
Season:	98th
Overall Record:	1,367-1,076
SEC Record:	607-632
NCAA Tournaments:	17 (1989, '94, '95, '99, 2000, '01, '02, '03, '04, '05, '06, '07, '10, '11, '12, '13, '14)
Final Fours:	5 (1994, 2000, '06, '07, '14)
National Championships:	2 (2006, '07)
NIT Appearances:	10 (1969, '84, '85, '86, '92, '93, '98, 2008, '09, '16)
SEC Tournament Championships:	4 (2005, '06, '07, '14)
SEC Championships:	7 (1989, 2000, '01, '07, '11, '13, '14)
All-Americans:	25
All-SEC:	106
SEC Academic Honor Roll:	113
NBA Draftees:	35
2015-16 Record:	21-15
2015-16 Conference Record:	9-9 (t-8th)
Lettermen Returning/Lost:	8/7
Starters Returning/Lost:	4/1



FLORIDAGATORS.COM



NIKE is the authentic apparel and footwear of the University of Florida Basketball Program.

HEAD COACH MIKE WHITE



MIKE WHITE

Head Coach

2nd Season

Ole Miss, 2000

Dunedin, Fla.

Hired May 7, 2015

White Timeline

2015-present (2nd season)	Florida Head Coach
2011-15 (4 seasons)	Louisiana Tech Head Coach
2004-11 (7 seasons)	Ole Miss Assistant Coach
2000-04 (4 seasons)	Jacksonville State Associate Head Coach 2003-04 (1 season) Assistant Coach 2000-03 (3 seasons)
1995-99 (4 seasons)	Ole Miss Student-Athlete

Mike White matched a program record with 21 wins in his first season as head coach at the University of Florida, leading the Gators to a five-win improvement over the previous season. Among active SEC coaches, 21 wins matches the second-most in the first season on the job.

The Gators returned to the postseason, reaching the quarterfinals of the NIT, which included a road win at Ohio State, UF's first-ever road win vs. at Big Ten program. White and the Gators also posted the team's first top-10 win in nearly five years with a dominant 88-71 win vs. ninth-ranked West Virginia in the SEC/Big 12 Challenge.

In White's inaugural season on the Florida bench, Dorian Finney-Smith earned second-team All-SEC honors and KeVaughn Allen was named to the SEC All-Freshman team. Finney-Smith became the first Gator since Al Horford in 2006-07 to tally 500 points and 300 rebounds in a season. Allen's 418 points were the most by a UF freshman since Bradley Beal, and his 32 points vs. Florida State were the fifth-highest single-game output by a freshman in Florida history. The Gators also placed five players on the SEC Academic Honor Roll.

White's first Florida recruit, junior college All-American Justin Leon, provided energy and toughness to the Gators' lineup. Leon posted 14 points and nine rebounds in the win vs. LSU. White's first full signing class includes early signees Eric Hester and Dontay Bassetts out of Oldsmar Christian and Gorjok Gak out of Victory Rock Prep in Bradenton.

UF hired Mike White as head men's basketball coach on May 7, 2015.

White, the 2014-15 Conference USA Coach of the Year, came to the Gators after leading Louisiana Tech to a 101-40 record (.716) over the past four seasons, including three straight conference championships. Born in Dunedin, Fla., White brings a wealth of SEC experience to the Gators, as a four-year starter at Ole Miss and later an assistant coach for seven seasons under two different head coaches on the Rebels' bench.

"I have an incredible amount of respect for the University of Florida, and I am so excited to be a Gator," White said upon his hire. "Not only is Florida home for me, but the tradition and success that the Gators have built make this an incredible opportunity. I know about the great

home court advantage in the O'Connell Center, which is a testament to the fans and the Rowdy Reptiles. There's an unbelievable commitment to excellence athletically and academically at UF, and it starts with the leadership of Dr. Fuchs and Jeremy Foley. I look forward to returning to the SEC where I have a lot of great memories, and I can't wait to create many more alongside The Gator Nation."

White agreed in principle to a six-year deal at an average of \$2 million per year.

"Michael White is someone who came to the top of our list very quickly and he checks all of the boxes we were looking for," Foley said. "He is a winner who has a high level of integrity, plays an up-tempo style of play and has the respect of his peers and the basketball community. He has experience in coaching, recruiting and playing in the Southeastern Conference and has a strong pedigree. He has a certain authenticity with people and is not afraid of challenges."

"Coach White brings with him a distinguished career and an extraordinary record of success," UF President Kent Fuchs said. "I have no doubt he will uphold high standards on and off the court, and am delighted to welcome him to the Gator Nation."

Under White's leadership, the Bulldogs also advanced to the NIT in each of his final three seasons in Ruston, including quarterfinals appearances in 2014 and 2015. In all three NIT appearances, Louisiana Tech posted a road victory over a major-conference opponent, toppling Florida State in 2013, Georgia in 2014 and Texas A&M in 2015 on their home floors. White gets the job done in friendly confines, as well, as he departs the Bulldogs with a 30-game home winning streak intact.

At LA Tech, White established a high-energy, fast-paced system that allows players to flourish. In four seasons at LA Tech, the Bulldogs averaged 74.2 points, 7.4 3-pointers made, 14.0 assists, 8.4 steals, 4.9 blocked shots and 16.1 turnovers forced (seventh in the nation during that span).

The Bulldogs' amazing team and individual feats during White's time leading the program are a testament to the style of play that White coaches. In addition to three straight conference championships, he coached the 2015 C-USA Player of the Year, a 2015 AP All-American, two WAC Newcomer of the Year winners, the 2014 C-USA Sixth Man of the Year, multiple All-Defensive Team nods, the 2014 C-USA Defensive Player of the Year and LA Tech's all-time assists record-holder.

Every season under White's watch, multiple players landed on all-conference teams, including three – Raheem Appleby, Kenneth "Speedy" Smith and Alex Hamilton – in 2014-15. Smith was also named the 2014-15 Conference USA Player of the Year

In total, four players earned all-conference honors nine times over the course of four seasons. In 141 games as the LA Tech head coach, 11 different players turned in a total of 69 individual 20-point performances, led by Appleby with 29 games scoring 20 or more and topping the 25-point mark 12 times. Appleby, a three-time all-conference selection at LA Tech, concluded his career with 1,770 points scored (13.9 average), sixth on Louisiana Tech's all-time scoring list, just ahead of Karl Malone.

Over the course of a four-year career at Louisiana Tech that coincided with White's tenure, point guard Smith totaled a school-record 858 assists and holds the nation's best total over the past four seasons. Smith was also the country's single-season leader with 267 assists in 2014-15 and rated second in the nation in 2013-14 with 278, the Bulldogs' single-season record. Smith tallied 22 games with double-digit assists, including a school-record 15 vs. Central Arkansas in 2012.

White's players have mastered effectively scoring – his team has led its conference in points scored each of the past three seasons – while also valuing possession. Louisiana Tech has led Conference USA in assist-to-turnover ratio both seasons since joining the league and has been conference leaders in turnover margin each of the past three seasons. The Bulldogs have also led their league in either field goals made or 3-point field goals made all four seasons under White.

This aggressiveness is not confined to the offensive end of the floor, either. The Bulldogs have ranked in the top 10 nationally in steals each of the past two seasons, nabbing 303 (8th) in 2014-15 and 339 (4th) in 2013-14. LA Tech also finished 15th in the country last season with 15.6 turnovers forced per game and eighth in 2012-13, causing 17.4 per game.

But White also gets the job done in the one stat that matters most – wins and losses. Since joining C-USA in 2013, Louisiana Tech has the league's best record, both in conference play (28-6; .824) and overall (56-17; .767). He has led the Bulldogs to 16 wins vs. RPI Top-100 teams, with LA Tech finishing 54th or better in the RPI rankings each of the past four seasons.

Making his head coaching debut at age 35 in 2011-12, White took one of the youngest rosters in the nation to its first Western Athletic Conference Tournament final in program history, upsetting both Utah State and top-seeded Nevada along the way. The Bulldogs finished 18-16, a six-game improvement over the previous season, while Appleby earned the first of his three career all-conference nods and Trevor Gas-

Year-by-Year Coaching Record

Year	School	Overall	League	Postseason
2011-12	Louisiana Tech	18-16 .529	6-8 .429	---
2012-13	Louisiana Tech	27-7 .794	16-2 .889	NIT 2nd Rd. (1-1)
2013-14	Louisiana Tech	29-8 .784	13-3 .813	NIT QF (2-1)
2014-15	Louisiana Tech	27-9 .750	15-3 .833	NIT QF (2-1)
2015-16	Florida	21-15 .583	9-9 .500	NIT QF (2-1)
Overall	5 Years	122-55 .689	59-25 .702	4 postseason appearances (7-4)

HEAD COACH MIKE WHITE

kins also earned all-WAC recognition. Appleby's 446 points that season also rated fifth-most all-time by a LA Tech freshman.

During his second season in the bench, the Bulldogs reeled off a program-record 18-game winning streak and appeared in the Associated Press Top 25 rankings for the first time in 28 years. The Bulldogs saw an 11-win improvement in White's second season, finishing 27-7 overall, and a 12-win bump in conference action as a 16-2 mark earned the Bulldogs a WAC co-championship. The 16 conference wins also set a school record, and White was named the Don Haskins WAC Coach of the Year, the United States Basketball Writers Association District VII Coach of the Year and NABC District 6 Coach of the Year, while Appleby and Smith both landed All-WAC honors.

In 2013-14, Louisiana Tech moved into Conference USA, but White's squad did not miss a beat as the Bulldogs matched the program record with 29 victories, including an eight-game road winning streak, finish-

ing 29-8 and 13-3 in C-USA action to share the league crown. LA Tech averaged 81.0 points per game and finished in the top six nationally in scoring margin (third), steals per game (fifth) and turnover margin (sixth), while also landing in the top 20 in scoring offense (t-12th) and assists per game (17th). After one of the greatest seasons in program history, White was named the Louisiana Association of Basketball Coaches (LABC) Major College Coach of the Year, while Smith and Hamilton both earned All-Conference USA recognition.

The team's 27-9 effort in his final season at LA Tech also produced a 15-3 conference record as the Bulldogs won the regular season C-USA championship by a two-game margin. LA Tech, whose 2014-15 roster included five players from the state of Florida, sported a perfect 17-0 record on its home court. In conference play, the Bulldogs' 158 steals were 31 more than the second-ranked team's total. The Bulldogs were well-honored for their efforts with three players – Smith, Appleby and

Coaching Honors

WAC Coach of the Year	2013
Conference USA Coach of the Year	2015
NABC District Coach of the Year	2013
USBWA District Coach of the Year	2013
LABC Major College Coach of the Year	2014

Hamilton – earning all-conference recognition, the most Bulldogs to receive the honor since the 1991-92 season.

Last season, ESPN's Jay Bilas noted that White is one of the nation's best young coaches: "White is a superstar and has done a remarkable job at Louisiana Tech. He has this in his blood."

Prior to getting his first head coaching job at Louisiana Tech, White spent seven seasons from 2004-11 on the Ole Miss coaching staff where he developed a reputation as one of the top assistant coaches in the country. After two seasons coaching under Rod Barnes, White was retained when Andy Kennedy took over the program in 2006. In White's five seasons working in Oxford under Kennedy, they helped lead the Rebels to 20 wins and an NIT berth four times, including two runs to the NIT Final Four, and SEC West titles in 2007 and 2010. In addition to recruiting responsibilities, White also worked closely with the Rebel guards. While White was on staff, Terrico White earned the 2009 SEC Freshman of the Year award and Freshman All-America accolades in 2009.



White Record vs. Opponents

Alabama	0-1	North Carolina A&T	1-0
Alabama-Birmingham	2-2	North Carolina-Greensboro	1-0
American	1-0	North Carolina State	0-1
Arkansas	2-1	North Dakota	1-0
Arkansas-Little Rock	3-0	North Florida	1-0
Auburn	1-0	North Texas	1-1
Centenary College	1-0	Northeastern	1-0
Central Arkansas	2-0	Northwestern State	3-1
Central Baptist	1-0	Ohio State	1-0
Central Michigan	1-0	Oklahoma	1-0
Charlotte	3-0	Oklahoma State	2-0
Chattanooga	1-0	Old Dominion	1-1
Denver	1-1	Portland State	0-1
East Carolina	0-1	Presbyterian	1-0
Florida Atlantic	2-0	Purdue	0-1
Florida Gulf Coast	1-0	Rice	4-0
Florida International	2-0	Richmond	1-0
Florida State	1-2	Saint Bonaventure	1-0
Fresno State	2-0	Saint Joseph's	1-0
George Washington	0-1	Saint Mary's	0-1
Georgia	3-0	Samford	1-0
Georgia State	1-0	San Jose State	4-0
Hawaii	2-0	Seattle	2-0
Idaho	2-2	South Carolina	0-1
Iona	1-0	Southeast Missouri State	1-0
Illinois-Chicago	1-0	Southeastern Louisiana	1-1
Jackson State	2-0	Southern	2-0
Jacksonville	1-0	Southern Arkansas	1-0
Kentucky	0-2	Southern Methodist	0-1
Longwood	1-0	Southern Miss	4-3
Louisiana-Lafayette	0-2	Spring Hill	1-0
Louisiana-Monroe	3-0	Syracuse	0-1
LSU	1-1	Temple	0-2
Marshall	2-0	Tennessee	0-1
Maryland-Eastern Shore	1-0	Texas A&M	1-3
McNeese State	2-1	Texas-Arlington	2-1
Miami	0-1	Texas-El Paso	2-1
Michigan State	0-1	Texas-San Antonio	5-1
Middle Tennessee	3-0	Texas State	2-0
Ole Miss	2-0	Troy	1-0
Mississippi College	1-0	Tulane	1-0
Mississippi State	1-0	Tulsa	1-1
Missouri	1-0	Utah State	3-2
Morehead State	1-0	West Virginia	1-0
Navy	1-0	Vanderbilt	0-1
Nevada	1-2	Vermont	1-0
New Mexico State	1-4	Western Kentucky	1-0
Nicholls State	1-0	Wyoming	0-1

HEAD COACH MIKE WHITE

Prior to his stint on the Ole Miss staff, White spent four years at Jacksonville State from 2000-04, three as an assistant coach and the final season as associate head coach. During his time at the school, Jacksonville State posted the only 20-win season in its Division I history and recorded the program's first-ever win in an Atlantic Sun conference tournament game.

Though born in Dunedin, White lived all over the country before his family settled in New Orleans where he played high school basketball at Jesuit High School. He signed with Ole Miss, where he was a four-year starter at point guard for the Rebels in the late 1990s.

As a four-year starter for the Rebels from 1995-99, White helped lead Ole Miss to consecutive SEC West Division titles in 1997 and 1998, three straight NCAA Tournament berths from 1997-99 and the program's first ever NCAA Tournament win, topping Villanova in the first round in 1999. He was a two-time SEC Academic Honor Roll selection and a member of the 1999 SEC Good Works Team.

After being invited to the Utah Jazz's summer training camp following his college career, White spent the 1999-2000 season playing professionally for the IBL's New Mexico Slam and in England before returning to Ole Miss in the spring of 2000 to complete his B.A. in business.

White's passion for and knowledge of college basketball came naturally, growing up around the game as his father, Kevin White, served as athletic director at Notre Dame, Arizona State, Tulane and Maine. Kevin White is currently the AD at Duke. Michael's younger brother, Danny, played basketball at Towson and Notre Dame, and is now the athletic director at the University of Buffalo. Youngest brother Brian is an associate athletic director at Tulsa.

He is married to the former Kira Zschau, an all-SEC volleyball player at Ole Miss, who also has a law degree from the university. The couple has two daughters, Rylee and Maggie, twin boys, Collin and Keegan, and a son, Dillon.

Current SEC Coaches in First Season at School

School	Coach	Season	Overall	SEC
Alabama	Avery Johnson	2015-16	18-15	8-10
Arkansas	Mike Anderson	2011-12	18-14	6-10
Auburn	Bruce Pearl	2014-15	15-20	4-14
Florida	Mike White	2015-16	21-15	9-9
Georgia	Mark Fox	2009-10	14-17	5-11
Kentucky	John Calipari	2009-10	35-3	14-2
LSU	Johnny Jones	2012-13	19-12	9-9
Ole Miss	Andy Kennedy	2006-07	21-13	8-8
Mississippi State	Ben Howland	2015-16	14-17	7-11
Missouri	Kim Anderson	2014-15	9-20	3-15
South Carolina	Frank Martin	2012-13	14-18	4-14
Tennessee	Rick Barnes	2015-16	15-19	6-12
Texas A&M	Billy Kennedy	2011-12	14-18	4-14 (B12)
Vanderbilt	Bryce Drew	2016-17	---	---



HEAD COACH MIKE WHITE



THE LA TECH FILE

Louisiana Tech Paces C-USA

Louisiana Tech moved from the WAC to Conference USA in 2013. Here is how the Bulldogs fared under White over the course of their first two seasons in the new league.

Team	Overall	Pct.	C-USA	Pct.
Louisiana Tech	56-17	.767	28-6	.824
UTEP	45-22	.672	25-9	.735
Old Dominion	45-26	.634	22-12	.647
Middle Tennessee	43-26	.623	22-12	.647
UAB	38-29	.567	19-15	.559
Southern Miss	38-27	.585	17-17	.500

White's Signature Victories

Here's a look at some of the Bulldogs' most impressive wins during White's tenure.

- March 9, 2012 – Defeated Nevada 78-73 in the WAC Tournament, earning a trip to the WAC Tournament championship game for the first time
- March 2, 2013 – Defeated San Jose State 88-61 for LA Tech's 18th consecutive victory, the longest winning streak in program history.
- March 19, 2013 – Defeated Florida State 71-66 in Tallahassee in the first round of the NIT.
- Dec. 30, 2013 – Defeated Oklahoma 102-98 in overtime in Norman.
- March 22, 2014 – Defeated Georgia 79-71 in Athens in the second round of the NIT.
- March 23, 2015 – Defeated Texas A&M 84-72 in College Station in the second round of the NIT.

Players Shine Under White

White's system at Louisiana Tech provided a platform for his players to flourish. In 141 games, White had 11 different players turn in a total of 69 20-point individual scoring performances, including 29 by Raheem Appleby and 16 from Alex Hamilton.

Bombs Away

White's style of play includes a heavy dose of the long ball, as at least four Bulldogs shot over 100 treys during the each of White's four seasons at Louisiana Tech.

Dropping Dimes

White's four years at Louisiana Tech coincided with the career of Bulldogs point guard Kenneth "Speedy" Smith, the 2015 Conference USA Player of the Year. Over the past four seasons, Smith dished out 858 assists, a school record and more than any player in the nation during those four years. Smith led the country with 267 assists during the 2014-15 season and ranked second in 2013-14 with 278.

White vs. the Gators

During White's playing career at Ole Miss (1995-99), the Rebels went 3-2 against Florida, with both losses coming during White's freshman season. The three wins his sophomore, junior and senior seasons coincided with Billy Donovan's first three seasons on the bench in Gainesville. In White's five games vs. the Gators as a player, he averaged 6.0 points and 2.4 assists in 25.2 minutes. As an assistant coach at Ole Miss from 2004-11, the Rebels went 1-7 vs. the Gators, with the lone Ole Miss win during that span coming in 2008 in Oxford.

Player Recognitions under White

White's style of play is conducive not just to winning games, but in allowing talented players to flourish. Below is a look at all the player awards Louisiana Tech's players have accumulated playing under White.

Raheem Appleby

2015 All-Conference USA (2nd Team), 2013 All-WAC (1st Team), 2012 WAC Newcomer of the Year, 2012 All-WAC (2nd Team)

Trevor Gaskins

2012 All-WAC (Honorable Mention), 2012 WAC All-Defensive Team

Alex Hamilton

2015 All-Conference USA (2nd Team), 2014 All-Conference USA (3rd Team), 2013 WAC Newcomer of the Year

Michale Kyser

2015 Conference USA All-Defensive Team, 2014 Conference USA All-Defensive Team, 2013 WAC All-Defensive Team

Kenyon McNeail

2014 Conference USA Sixth Man of the Year

Kenneth "Speedy" Smith

2015 AP All-American (Honorable Mention), 2015 Conference USA Player of the Year, 2015 All-Conference USA (1st Team), 2015 Conference USA All-Defensive Team, 2014 Conference USA Defensive Player of the Year, 2014 All-Conference USA (1st Team), 2014 Conference USA All-Defensive Team, 2013 All-WAC (1st Team), 2013 WAC All-Defensive Team

HEAD COACH MIKE WHITE

Record by Month

	LT	UF	Overall
November	19-7	5-1	24-8
December	20-10	3-3	23-13
January	24-7	6-3	30-10
February	23-6	3-5	26-11
March	15-10	4-3	19-13
Totals	101-40	21-15	122-55

Record by Day

	LT	UF	Overall
Sunday	6-3	1-1	7-4
Monday	7-2	1-0	8-2
Tuesday	8-2	6-6	14-8
Wednesday	9-6	2-2	11-8
Thursday	29-9	1-0	30-9
Friday	7-3	2-1	9-4
Saturday	35-15	8-5	43-20
Totals	101-40	21-15	122-55

Record by Points Scored

	LT	UF	Overall
40-49	0-1	0-0	0-1
50-59	8-8	2-4	10-12
60-69	17-19	2-5	19-24
70-79	38-8	7-5	45-13
80-89	24-4	7-0	31-4
90-99	9-0	2-1	11-1
100-109	3-0	1-0	4-0
110-119	1-0	0-0	1-0
120-129	1-0	0-0	1-0
Totals	101-40	21-15	122-55

Record by Points Allowed

	LT	UF	Overall
25-49	15-0	1-0	16-0
50-59	25-0	4-1	29-1
60-69	32-6	9-3	41-9
70-79	24-21	6-4	30-25
80-89	3-11	1-6	4-17
90-99	2-2	0-1	2-3
100+	0-0	0-0	0-0
Totals	101-40	21-15	122-55

Game Superlatives as Head Coach

Category		Louisiana Tech	Opponent
First-Half Points	High	63 CENTENARY (11/13/13)	53 at Tennessee (1/6/16)
	Low	17 NORTHEASTERN (12/20/11)	15 FIU (2/14/15)
Second-Half Points	High	69 SOUTHEASTERN LA. (11/28/12)	56 at LSU (2/27/16)
	Low	16 at Utah State (1/26/13)	12 UTEP (1/8/15)
Total Points	High	126 LONGWOOD (1/4/14)	98 at Oklahoma (12/30/13)
	Low	48 vs. Portland State (11/26/11)	39 MIDDLE TENNESSEE (2/27/14)
Field Goals Made	High	47 CENTRAL BAPTIST (2/20/13)	35 at Louisiana-Lafayette (12/10/14)
	Low	17 vs. Tulsa (3/15/14)	10 at Tulane (1/16/14)
Field Goal Attempts	High	94 CENTRAL BAPTIST (2/20/13)	76 at Oklahoma (12/30/13)
	Low	45 MIDDLE TENNESSEE (2/27/14)	43 4x, last at Rice (1/24/15)
Field Goal Percentage	High	.632 36-57, vs. UNC-Greensboro (11/25/13)	.628 27-43, at Southern Miss (1/3/15)
	Low	.257 19-74, vs. Portland State (11/26/11)	.233 10-43, at Tulane (1/16/14)
3-Point FG Made	High	17 LONGWOOD (1/4/14)	12 2x, at Kentucky (2/6/16)
	Low	1 at Miami (12/8/15)	0 at Tulane (1/16/14)
3-Point FG Attempts	High	41 CENTRAL BAPTIST (2/20/13)	30 CENTRAL BAPTIST (2/20/13)
	Low	11 FLORIDA ATLANTIC (2/12/15)	8 FLORIDA GULF COAST (11/27/15)
3-Point FG Percentage	High	.600 WEST VIRGINIA (1/30/16)	.700 7-10, KENTUCKY (3/1/16)
	Low	.083 1-12, at Miami (12/8/15)	.000 0-14, at Tulane (1/16/14)
Free Throws Made	High	32 NORTH TEXAS (2/8/14)	34 at Temple (11/17/14)
	Low	1 at SMU (12/31/11)	1 2x, last at UTEP (1/8/15)
Free Throw Attempts	High	43 vs. UIC (11/26/13)	49 at Temple (11/17/14)
	Low	4 at SMU (12/31/11)	3 PRESBYTERIAN (11/23/14)
Free Throw Percentage	High	1.000 5-5, at UTEP (1/8/15)	1.000 10-10, MOREHEAD STATE (11/21/14)
	Low	.250 1-4, at SMU (12/31/11)	.143 1-7, at UTEP (1/8/15)
Offensive Rebounds	High	26 CENTRAL BAPTIST (2/20/13)	24 NORTHEASTERN (12/20/11)
	Low	5 5x, last FLORIDA ATLANTIC (2/12/15)	3 3x, last WESTERN KENTUCKY (1/29/15)
Defensive Rebounds	High	42 CENTRAL BAPTIST (2/20/13)	39 vs. UAB (3/13/15)
	Low	13 2x, last UAB (1/15/15)	16 3x, last at UT-San Antonio (1/10/15)
Total Rebounds	High	68 CENTRAL BAPTIST (2/20/13)	57 at UT-Arlington (11/19/11)
	Low	21 at Nevada (3/3/12)	23 vs. UNC-Greensboro (11/25/13)
Assists	High	30 CENTRAL BAPTIST (2/20/13)	20 2x, last IONA (3/19/14)
	Low	5 4x, last vs. Texas A&M (3/11/16)	4 8x, last MARSHALL (1/31/15)
Blocked Shots	High	13 MIDDLE TENNESSEE (1/17/15)	9 2x, last at Vanderbilt (1/26/16)
	Low	0 4x, last at Charlotte (2/19/15)	0 16x, last OLE MISS (2/9/16)
Steals	High	17 2x, FIU (2/14/15)	14 2x, last at LSU (2/27/16)
	Low	1 4x, last at Texas A&M (1/12/16)	0 2x, last vs. Charlotte (3/13/14)
Turnovers	High	22 at UT-Arlington (11/19/11)	28 FIU (2/14/15)
	Low	4 at Utah State (1/26/13)	5 at Temple (3/25/15)
Personal Fouls	High	34 at UT-Arlington (11/19/11)	39 SEATTLE (1/19/13)
	Low	9 WESTERN KENTUCKY (1/29/15)	8 at New Mexico State (3/7/13)
Largest Margin of Victory	Home	74 126-52, LONGWOOD (1/4/14)	13 VANDERBILT (2/23/16)
	Away	37 94-57, at Central Arkansas (11/20/13)	24 78-54, at Denver (3/9/13)

Mike White Career Playing Stats (Ole Miss)

Year	GP	GS	Min	Avg	Total			3-Point			F-Throw			Rebounds				PF	FO	Ast	TO	Blk	Stl	Pts	Avg
					FG	FGA	Pct	FG	FGA	Pct	FT	FTA	Pct	Off	Def	Tot	Avg								
1995-96	27	20	593	22.0	41	112	.366	15	41	.366	50	69	.725	9	40	49	1.8	57	2	88	65	3	21	147	5.4
1996-97	29	28	724	25.0	40	114	.351	10	43	.233	37	59	.627	5	48	98	1.8	79	2	98	61	1	26	127	4.4
1997-98	29	29	696	24.0	48	99	.485	28	59	.475	34	44	.773	6	52	58	2.0	77	1	87	64	1	20	158	5.4
1998-99	32	32	722	22.6	50	119	.420	23	68	.338	42	64	.656	9	53	62	1.9	72	2	97	60	2	31	165	5.2
Totals	117	109	2735	23.4	179	444	.403	76	211	.360	163	236	.691	29	193	222	1.9	258	7	370	250	7	98	597	5.1

COACHING STAFF



DUSTY MAY

Assistant Coach

2nd Season

Indiana, 2000

Bloomington, Ind.

Hired May 14, 2015

Dusty May enters his second season with the Gators in 2016-17 after helping the team to a 21-15 mark in 2015-16.

The Gators reached the quarterfinals of the NIT and posted the first top-10 win in nearly five years, defeating ninth-ranked West Virginia. Dorian Finney-Smith earned All-SEC honors and KeVaughn Allen posted an SEC All-Freshman season.

May joined White's first coaching staff at Florida, coming to Gainesville after six seasons with the Louisiana Tech Bulldogs as assistant coach and associate head coach. May brought 10 seasons of full-time coaching experience during which his teams have posted a 205-129 record (.614), in addition to several seasons in support roles at USC and Indiana before May landed his first coaching job.

May was retained as an assistant at Louisiana Tech when White took over the program entering the 2011-12 season, and the Bulldogs won three straight conference championships in 2013, '14 and '15 with May on the bench, his main on-court responsibilities being wings and guards.

The Bulldogs' 27-9 effort in 2014-15 also produced a 15-3 conference

record as the Bulldogs won the regular season C-USA championship by a two-game margin. LA Tech also sported a perfect 17-0 record on its home court. In conference play, the Bulldogs' 158 steals were 31 more than the second-ranked team's total. The Bulldogs were well-honored for their efforts with three players – Kenneth Smith, Raheem Appleby and Alex Hamilton – earning all-conference recognition, the most Bulldogs to receive the honor since the 1991-92 season.

With his assistance, LA Tech featured a trio of guards in 2013-14 who earned postseason honors – Smith was selected first team All-Conference USA and C-USA Defensive Player of the Year, Hamilton was selected third-team All-Conference USA and Kenyon McNeil was named the C-USA Sixth Man of the Year.

May was an integral part in the Bulldogs impressive 2013-14 season that saw the team post an overall record of 29-8, tying for the most victories ever in a single season in program history. With the 29 wins came a share of the Conference USA regular season title in the school's first year in the league and a runner-up finish in the C-USA Tournament.

LA Tech also registered wins over Big 12 second-place finisher Oklahoma and SEC second-place finisher Georgia and reached the NIT quarterfinals. The team also won the inaugural Gulf Coast Showcase tournament and finished in the top 20 nationally in scoring offense, scoring margin, assists per game, steals per game and turnover margin.

The prior season was just as historic as the back-court tandem of Smith and Appleby were selected first-team All-WAC and Hamilton was named to the All-Newcomer team.

The 2012-13 season concluded with a 27-7 overall record and a 16-2 mark in conference that earned the 'Dogs their first WAC regular season championship.

May Timeline

2015-present (2nd season)	Florida Assistant Coach
2009-15 (6 seasons)	Louisiana Tech Assistant Coach
2007-09 (2 seasons)	UAB Assistant Coach
2006-07 (1 season)	Murray State Assistant Coach
2005-06 (1 season)	Eastern Michigan Assistant Coach
2002-05 (3 seasons)	Indiana Administrative/Video Staff
2000-02 (2 seasons)	USC Administrative/Video Staff
1996-2000 (4 seasons)	Indiana Student Manager

The year featured a program record 18-game winning streak, the school's first AP Top 25 ranking in 28 years and a berth into the NIT where the Bulldogs advanced to the second round.

This solid foundation was laid a year earlier by May and the coaching staff when the team finished the regular season with wins in five of their last six games and reached the program's first WAC Tournament final after upsetting Utah State and Nevada in the quarterfinals and semifinals, respectively. The Bulldogs ended with an overall record of 18-16, a six-win improvement from the year before.

While on Kerry Rupp's staff at LA Tech, the Bulldogs went 24-11 during the 2009-10 season, their best record since 1985 at the time. The Bulldogs made an appearance in the Collegen Insider.com Tournament and recorded a win in the postseason for the first time in eight years.

Before LA Tech, May spent two years as an assistant coach on Mike Davis's staff at UAB. During that time, the Blazers made the NIT both years and finished in the top half of Conference USA both seasons. UAB saw a drastic improvement in the two years May was on board with a total record of 45-23 in those two years.

Prior to his stint at UAB, May was at Murray State for the 2006-07 season and led the Racers to a second-place finish in the Ohio Valley Conference. May helped guide freshman Bruce Carter to Ohio Valley All-Conference Second Team and Newcomer Team in 2007.

Before Murray State, May was on staff at Eastern Michigan from 2005-06. At EMU, May was responsible for scouting, recruiting, compliance, academics, summer camps and scheduling. May worked with the post players during his only season at EMU, and helped guide John Bowler to a first-team All-Mid-American selection after averaging 20.1 points and 10.8 rebounds per contest.

May spent three seasons at Indiana, prior to becoming a full-time assistant coach. He was the administrative assistant for the Hoosiers in 2004-05 and was the video coordinator in 2002-03 and 2003-04.

After graduating from Indiana in 2000, May left Bloomington to become an administrative assistant/video coordinator for the men's basketball program at the University of Southern California. While at USC, May was responsible for the video breakdown of opponent's film, served as director of summer camps and helped coordinate the day-to-day operations of the men's basketball office. He also helped supervise support staff, managers and office workers.

May spent four years as a student manager for the Indiana men's basketball team. During his undergraduate days, May assisted with the program's video coordination and also helped with summer camps.

May and his wife Anna have three sons, Jack, Charlie and Eli.



COACHING STAFF



JORDAN MINCY

Assistant Coach
2nd Season
Kent State, 2009
Memphis, Tenn.
Hired May 7, 2015

Mincy Timeline

2015-present (2nd season)	Florida Assistant Coach
2014-15 (1 season)	Louisiana Tech Assistant Coach
2013-14 (1 season)	Toledo Assistant Coach
2012-13 (1 season)	College of Charleston Assistant Coach
2010-12 (2 seasons)	Kent State Assistant Coach
2009-10 (1 season)	South Carolina Graduate Staff Assistant
2005-09 (4 seasons)	Kent State Student-Athlete

Jordan Mincy enters his second season with the Gators in 2016-17 after helping the team to a 21-15 mark in 2015-16.

The Gators reached the quarterfinals of the NIT and posted the first top-10 win in nearly five years, defeating ninth-ranked West Virginia. Dorian Finney-Smith earned All-SEC honors and KeVaughn Allen posted an SEC All-Freshman season.

Mincy joined Mike White's initial coaching staff at Florida, coming to UF after one season at Louisiana Tech on White's staff.

Mincy brought five years of coaching experience to the Gators, during which his teams put together a 124-51 record (.709).

As a four-year letterwinner at Kent State (2005-09), Mincy's 135 games played were more than anyone in MAC history at the time of his graduation. An instrumental leader on the floor, he led the team to 93 wins

and two NCAA Tournament appearances. As a tremendous basketball distributor, he ranks seventh all-time on the school's career assists list, and Mincy also carried a reputation as one of the league's best defenders.

In 2014-15, Mincy's first season on the bench for LA Tech, the team produced a 27-9 record and a 15-3 conference mark as the Bulldogs won the regular season C-USA championship by a two-game margin. LA Tech also sported a perfect 17-0 record on its home court. In conference play, the Bulldogs' 158 steals were 31 more than the second-ranked team's total. The Bulldogs were well-honored for their efforts with three players – Kenneth Smith, Raheem Appleby and Alex Hamilton – earning all-conference recognition, the most Bulldogs to receive the honor since the 1991-92 season.

As part of the Rockets coaching staff, Mincy's duties included scouting

reports, recruiting and mentoring student-athletes. He also coordinated all team community service events. On the basketball floor, he was instrumental in player development for the guards and wings having been a former collegiate point guard in his own right. He worked with guard Julius Brown who averaged a team-high 14.9 points per game and a Mid-American Conference-best 6.0 assists per game en route to being a first team All-MAC honoree and a finalist for the Lou Henson Award which is given to the nation's top mid-major player.

As a team, he helped Toledo put together a record-setting season similar to LA Tech in 2013-14. The Rockets captured a share of the conference regular season title before falling in the MAC Tournament title game. The year concluded with a school-record 27 victories and an appearance in the NIT, as Toledo also set school records for most points, free throws made and free throws attempted.

At the College of Charleston, Mincy worked under Doug Wojcik in helping the Cougars post a 24-11 mark in 2012-13 while advancing to the Southern Conference championship game and making an appearance in the College Basketball Invitational. The highlight of the season came in a road victory over No. 21 Baylor.

Prior to joining the Cougars staff, he worked with Geno Ford and Rob Senderoff at Kent State. In his first season at KSU in 2010-11, Mincy helped oversee the development of MAC Defensive Player of the Year Michael Porrini, MAC Sixth-Man of the Year Carlton Guyton and MAC second-team honoree Rodriguez Sherman.

The Golden Flashes ended up with a 25-win season while becoming the first MAC team in 21 years, and just the second in 48 years, to win back-to-back outright regular season titles. Mincy assisted in leading a team that featured just one senior and 10 newcomers to the NIT quarterfinals by upsetting Saint Mary's and Fairfield on the road.

KSU followed that saw up with a 21-12 overall record in 2011-12 and a spot in the CollegeInsider.com Invitational.

Mincy spent the 2009-10 season working on staff with South Carolina before returning to the Kent State program where he spent his playing career.

Mincy earned his bachelor's degree from KSU in business marketing.

A native of Memphis, Tenn., Mincy is one of three siblings in his family to play college basketball. He led Ridgeway HS to the Tennessee Class 3A state championship in 2005.

He is a member of Kent State's Gamma Tau chapter of Kappa Alpha Psi Fraternity, Inc., and is married to the former LaTisha Carr.



COACHING STAFF



DARRIS NICHOLS

Assistant Coach

2nd Season

West Virginia, 2008

Radford, Va.

Hired May 7, 2015

Nichols Timeline

2015-present (2nd season)	Florida Assistant Coach
2014-15 (1 season)	Louisiana Tech Assistant Coach
2013-14 (1 season)	Wofford Assistant Coach
2011-13 (2 seasons)	Northern Kentucky Assistant Coach
2010-11 (1 season)	West Virginia Graduate Staff Assistant
2004-08 (4 seasons)	West Virginia Student-Athlete

Darris Nichols enters his second season at Florida after the Gators posted a 21-15 record in 2015-16.

The Gators reached the NIT quarterfinals, with Dorian Finney-Smith earning All-SEC honors and KeVaughn Allen placing on the SEC All-Freshman squad.

Nichols joined Mike White's inaugural Florida staff, following one season coaching under White at Louisiana Tech. Nichols brought four years of full-time coaching experience and one NCAA Tournament appearance on the bench despite wrapping up his collegiate playing career just seven years ago.

During his coaching career, spanning three schools over the past four seasons, Nichols' teams have a combined 81-45 record (.643).

A four-year letterwinner at West Virginia under Bob Huggins and John Beilein, Nichols helped the Mountaineers to a 26-11 record and a trip to the 2008 NCAA Sweet 16 his senior season.

Nichols joined White's staff in 2014 and helped guide Louisiana Tech to the 2015 Conference USA championship as guard Kenneth "Speedy" Smith garnered C-USA Player of the Year and AP All-American honors. The Bulldogs went 27-9 on the season and advanced to the NIT quarterfinals. The 2014-15 season also produced a 15-3 conference mark and a perfect 17-0 home record. Three players – Kenneth Smith, Raheem Appleby and Alex Hamilton – earned all-conference recognition, the most Bulldogs to receive the honor since the 1991-92 season.

In one season at Wofford, Nichols helped guide the Terriers, who were picked to finish sixth in the league by the coaches, to a 20-win season and a Southern Conference Tournament championship, earning an automatic bid to the NCAA Tournament. In that NCAA Tournament game, Nichols was on the opposite bench from his former head coach, as Beilein's Michigan team topped the 15-seed Wofford. The Terriers finished 20-13, including 11-5 on the SoCon.

Throughout the season, he helped develop freshman Eric Garcia who was selected to the All-Rookie team and led the conference in assist-turnover ratio. As a whole, the Terriers led the SoCon in assist-turnover ratio, field goal percentage defense and 3-point field goal percentage.

Prior to joining Wofford, he spent two seasons as an assistant coach at Northern Kentucky where he helped transition the Norse from Division II to Division I.

In 2012-13, Nichols was the defensive coordinator and the squad ranked second in the Atlantic Sun in scoring defense, while also being two wins shy of tying the record for most ever by a Division I transitional team. In the process, Nichols developed Eshaunte Jones who was named Atlantic Sun all-conference first team. The team finished with an 11-16 mark, including 9-9 in the A-Sun.

In his first year at Northern Kentucky, the team went 23-7, tying the school record for best start in school history (13-0) along the way, and participated in the Division II Tournament. The guards, coached by Nichols, led the GLVC conference in 3-point field goal percentage and 3-point field goals made.

Following his playing career, Nichols returned to WVU where he worked as a graduate staff assistant for the 2010-11 season, helping the Mountaineers to a 21-12 season and the second round of the NCAA Tournament.

Nichols, a native of Radford, Va., shined as a player in the Big East. He scored 993 career points and dished 399 assists while shooting at a .375 clip from 3-point range. He averaged 10.7 points per game as well as 3.2 assists per game as a senior on the way to WVU's Sweet 16 run. He was also a member of the 2007 NIT Championship, 2006 Sweet 16 and

2005 Elite Eight teams and finished his collegiate career as a top five winningest player in Mountaineer history.

As a junior in 2007, Nichols dished out 4.6 assists per contest and averaged 10.9 points per game as WVU posted a 27-9 record. He led the Big East in assist-to-turnover ratio and was named to the NIT All-Tournament Team. The team reached the NIT final thanks to Nichols' game-winning 3-pointer in the semifinals versus Mississippi State.

Nichols was also twice a recipient of the Big East Academic All-Star and Sportsmanship Award and earned the 2008 Fred Schaus Captain Award for WVU intercollegiate athletics.

After graduation, he played professionally overseas with Atomeromu SE Paks of the Hungarian League's A Division. Nichols earned his bachelor's degree from WVU in sociology and is married to the former Courtne McKinney.



SUPPORT STAFF



DAVE WERNER Assistant AD, Sports Health 13th Season/23rd Season at UF Eastern Kentucky, 1991 Versailles, Ind.

Dave "Duke" Werner, Assistant Athletic Director for Sports Health, enters his 13th year as the University of Florida men's basketball Athletic Trainer and his 23rd year with Gator athletics, having spent his first 10 years in Gainesville working with the UF baseball program. Werner is responsible for student-athletes' daily care, as well as injury prevention and rehabilitation in the basketball program. He joined the Florida athletic training staff in June 1994.

Werner has made a tremendous impact on the Gator basketball program, and his planning is instrumental to helping the team make it through the grind of a season in good health. He has provided care to 11 future NBA draft picks, including six first-round selections. His alma mater, Eastern Kentucky, named him the 2013 Department of Exercise and Sport Sciences Alumnus of the Year.

For the Gators' 2013-14 Final Four season, which included the historic 30-game winning streak, Florida had a usual starter miss just two games due to injury, with Michael Frazier II, Will Yeguete and Patric Young all playing 39 games. Yeguete, who missed time with injury his sophomore and junior years, started all 39 games of his senior campaign. Young finished his career with 150 appearances, never missing a single game.

During the 2012-13 season, five of Florida's regular eight-man rotation missed time due to various injuries, but Werner's care helped three of those players miss just one game. In addition, Werner's rehab work with Will Yeguete allowed the power forward to return from early-February arthroscopic knee surgery in time to participate in the postseason.

Only one game was missed in 2005-06 due to injury, despite significant injuries to both Lee Humphrey and Corey Brewer, due to Werner's relentless rehabilitation. In 2006-07 Werner played an instrumental role in rehabbing Al Horford who sprained his ankle on Dec. 10 and returned just over two weeks later in time for a showdown with Ohio State. In 2007-08, the Gators had the same starting lineup for 35 of 36 games.

The Versailles, Ind., native has earned three gold medals as an Athletic Trainer with USA Basketball, at the 2013 U19 FIBA World Championships and the 2012 and 2014 U18 FIBA Americas.

Werner brought to Florida an extensive background in professional sports after spending time in both the National Football League and minor league baseball. Prior to joining the Gator staff, he held a six-month Assistant Athletic Trainer position for the NFL's Tampa Bay Buccaneers during the 1993 NFL season and served a four-year stint in the Baltimore Orioles minor league organization from 1988-91. As the head Athletic Trainer for the Orioles entries in the Gulf Coast League, Appalachian League and New York-Penn League during the

span, Werner's baseball background translates into top-notch, experienced treatment and care for the Gator players.

As the Florida baseball Athletic Trainer, Werner was responsible for the training duties over 40 future professional players. Werner also watched and helped 12 former Gators make their way through minor league baseball into Major League uniforms.

A 1991 graduate of Eastern Kentucky, he earned a degree in athletic training, as well as a teaching certificate for grades 7 through 12 in physical education and health. Werner continued his education at the University of Louisville, earning a master's degree in sports administration in 1993. While at Louisville, he served as a Graduate Assistant Athletic Trainer for the Louisville athletic program and worked specifically with the Cardinal basketball, swimming and soccer programs.

Werner is a member of the National Athletic Trainers' Association, the Southeast Athletic Trainers' Association and the Athletic Trainers' Association of Florida. A graduate of South Ripley High School, Werner enjoys fishing and body surfing.

He is married to the former Gwen Strayhorn, and they reside in Gainesville. The couple are the parents of two daughters, Makayla Teal, born May 17, 2005 and Catherine Grace, born Dec. 9, 2006, and one son, Colton Herman, born June 24, 2010.



SUPPORT STAFF



PRESTON GREENE

Strength & Conditioning Coordinator

6th Season

Clemson, 1999

Peachtree City, Ga.

Preston Greene enters his sixth season as Strength and Conditioning Coordinator at Florida after being hired on August 23, 2011, and has been instrumental in creating a smooth transition between head coaches. In his five seasons at Florida, he has helped the team earn a 128-54 record, win the 2013 and 2014 SEC championships, the 2014 SEC Tournament, make three Elite Eights and earn a trip to the 2014 Final Four. Greene has trained Bradley Beal, the third-overall 2012 NBA draft pick, 2013 NBA draft pick Erik Murphy and 2014 New Orleans Pelicans signee Patric Young.

During the Summer of 2015, the weight room in Florida's basketball complex underwent a \$1 million upgrade, for which Greene spearheaded the UAA's design input. The renovation doubled the size of the weight room to 3,000 square feet and added a feuling station and office spaces, enabling Greene and his staff to continue expanding and innovating their training options for the team.

Greene came to the Gators after a two-year stint from 2009-11 as an Assistant Strength and Conditioning Coach with Clemson men's bas-

ketball. During his time at Clemson, the Tigers posted a combined record of 43-23 and advanced to a pair of NCAA Tournaments.

Greene is one of several internationally certified Level 5 coaches through the Poliquin International Certification Program (PICP) and is a BioSignature Modulation Practitioner. He also contributed to the third edition of *Basketball for Dummies* by Digger Phelps, released in October 2011, updating and revising a chapter on strength and conditioning. In addition, Greene has hosted several private internships from coaches internationally, including Canada, Sweden, Germany, Dubai (UAE), Australia, Russia, Belgium and Switzerland.

During his first season at Florida, Greene's work with the Gators was featured on the cover of *Bigger, Faster, Stronger* magazine, including an in-depth Q&A with Greene.

Greene, a 1999 Clemson graduate, returned to his alma mater after multiple stops, including a one-year stint (2008-09) as the Strength and Conditioning Coach for Stanford under head coach Johnny Dawkins. He designed and implemented all aspects of the Cardinal

players' strength and speed development programs and oversaw the team's nutritional needs. Stanford posted a 20-14 record and advanced to the College Basketball Invitational.

Prior to his lone season in Palo Alto, Greene served as the Director of Strength & Conditioning for Charlotte from 2003-08. He worked primarily with the men's basketball team under coach Bobby Lutz and also worked closely with the men's golf team. Greene was an Assistant Strength, Speed & Conditioning Coach at the University of Arizona for two years prior to his time with the 49ers program. At Arizona, he assisted with the implementation of strength, speed and conditioning for the football team, while serving as the Head Strength Coach for the women's basketball and women's soccer programs. He also directed the department's nutrition and supplementation program.

The Peachtree City, Ga., native worked as a student and graduate assistant under Joey Batson from 1995-99. He was in charge of strength & conditioning for golf, women's soccer, men's tennis, and volleyball. He also assisted with football during his time at Clemson. He is one of several former student or graduate assistants under Batson to have been named director of strength & conditioning at another institution.

Several of Greene's assistant strength coaches have earned top positions with various college and pro teams. In 2016, Sean Ferguson was named director at Southern New Hampshire after working for Greene from 2014-16. Collin Crane, 2013-14 assistant at UF, is the head men's basketball strength coach at Chattanooga under former UF assistant coach Matt McCall. Greene's assistant in 2011-12, Will Greenberg, now serves as the director of strength and conditioning at Southern Utah.

Jim Krumpus, who worked for Greene at Charlotte, is now the director of strength and conditioning at Arizona. Bradford Scott, a graduate assistant under Greene at Arizona, is the head manual therapist for the Atlanta Braves. Stephen DiLustro, who also worked alongside Greene at Arizona, is a sports performance coach for several teams at Stanford.

Greene earned a bachelor's degree in health science from Clemson in 1999, with a minor in sport management. He received a master's degree in 2000 from the University of Minnesota in applied kinesiology and sports management. Greene holds numerous certifications and memberships, including the National Strength & Conditioning Association (NSCA). He also recently earned certification as a performance enhancement specialist by the National Association of Sports Medicine (NASM).

He is the co-founder of the Eleiko Strength Summit, first held on May 8, 2010, at the Poliquin Strength Institute in Greenwich, R.I. The Eleiko Strength Summit is an invite-only event that attracts the elite level strength & conditioning coaches in the United States.



SUPPORT STAFF



KYLE CHURCH

Director of Basketball Operations

2nd Season

Charlotte, 2010

Durham, N.C.

Kyle Church enters his second season as Florida's director of basketball operations after two seasons in that same position at Louisiana Tech under head coach Mike White.

His responsibilities in the role include administrative duties critical to running the team's day-to-day operations, team travel and overseeing Coach White's summer basketball camps.

In his two seasons at LA Tech, the Bulldogs won the Conference USA championship both seasons and posted a 56-17 record, reaching the NIT quarterfinals both seasons. During those two seasons, the Bulldogs had road wins at Oklahoma, Georgia and Texas A&M.

Prior to his most recent position at Louisiana Tech, Church served as an assistant coach at Chipola College in Marianna, Fla., where he helped guide the Indians to a 26-5 record. Chipola reached No. 1 in the nation and maintained a top-15 national ranking in the National Junior College Athletic Association (NJCAA) all season. His primary responsibilities included scouting, recruiting and on-court development.

Prior to being on the coaching staff with the Indians, Church was the head graduate assistant manager at LA Tech where he was in charge of monitoring the players' academic progress and handling video content while earning his master's degree in kinesiology with a focus in sports performance.

During the 2010-11 season, Church worked with White as a member of the Ole Miss support staff, assisting with skill development, academics, video exchange and video breakdown as the Rebels went 20-14 with an appearance in the 2011 NIT.

In the spring of 2009, Church was a volunteer assistant coach with the AAU team Charlotte Royals out of Charlotte, N.C. He assisted with the A team at the Boo Williams Tournament and other major national tournaments.

While earning his bachelor's degree in history, Church was a walk-on at Charlotte from 2006-10 and scored his first career points, a 3-pointer, against Indiana at Assembly Hall in 2006. Church was named to the Atlantic 10 Conference Commissioner's Honor Roll, which honors student-athletes that have a 3.5 GPA or higher.



SUPPORT STAFF



JONATHAN BLAKE

Video Coordinator

2nd Season

North Carolina, 2011

Durham, N.C.

Jonathan Blake enters his second season as Florida's video coordinator after coming with head coach Mike White from Louisiana Tech in 2015. Blake spent two years as a graduate staff member at Louisiana Tech, including the 2014-15 season when he had video coordinator responsibilities, as well.

During Blake's two seasons in Ruston, during which he earned his M.S. in Kinesiology with a Sports Administration emphasis, the Bulldogs posted a 56-17 record, won the Conference USA both seasons and reached the National Invitation Tournament quarterfinals.

Prior to his stint at LA Tech, Blake spent the 2012-13 season as an assistant coach at Division III NYU-Poly in Brooklyn, N.Y., where he coached on-court, conducted individual workouts, scouted opponents, recruited and handled film exchange. He helped the Blue Jays post a three-win improvement over the previous season. Blake also worked as an assistant coach at Riverside High School in Durham during the 2011-12 season.

Blake is a 2011 graduate of the University of North Carolina, where he earned his B.A. in exercise sport science.



TOM WILLIAMS

Assistant AD, Student Services

32nd Season

Florida, 1978

Tarpon Springs, Fla.

Tom Williams is a 31-year veteran at the Otis Hawkins Center for Academic and Personal Excellence at Farrior Hall. Williams has been providing personalized professional and academic guidance for the Gator basketball team in numerous areas since 1986. A regular on Gator road trips, his tutoring and mentoring extends beyond his campus office. Williams also assists in NCAA academic compliance and certification.

Under Williams, the Gator basketball team has earned a league-best 97 Southeastern Conference Academic Honor Roll selections. In 2014, Florida placed a conference-record eight players on the SEC Academic Honor Roll, and the Gators placed seven in 2015. In both 2014 and 2015, the men's basketball program has been recognized by the NCAA for having an APR score in the top 10 percent nationally, achieving a perfect 1000 score both years.

In 2014, one of the most notable scholar-athletes in Florida history graduated, as Patric Young wrapped up a decorated career. Young was the first three-time SEC Scholar-Athlete of the Year and was named an Academic All-American as a senior. Young also earned the Ben Hill Griffin Award as a senior and was on the SEC Community Service Team as a junior.

A Florida player has earned SEC Scholar-Athlete of the Year six of the past nine seasons, including repeat honors from Lee Humphrey (2006 and '07) and Young (2012, '13 and '14), along with Ray Shipman (2009). Humphrey also earned second-team *ESPN the Magazine* Academic All-America honors in 2006 and first-team recognition in 2007.

Matt Bonner became the first basketball player in Gator basketball history and just the third athlete in school history to be recognized as the Academic All-American of the Year when he earned that honor in 2002 and then repeated the honor in 2003. Bonner was selected as a Verizon Academic All-American each year from 2001-03. In addition, Bonner was honored as the first recipient of the College Basketball Student-Athlete of the Year Award.

The 1997 and 1998 Gator squads set then-league records with six Academic Honor Roll selections, a number matched again in Florida's national title year of 2007.

Williams, who is originally from Tarpon Springs, Fla., graduated from Florida in 1978 with a degree in English Education and earned his Master's Degree in Education at Mercer in 1984.

SUPPORT STAFF



BLAKE BENDER
Strength & Conditioning Intern



TIM CASEY
Photographer



JAY CLUGSTON
Team Physician



KEVIN FARMER
Team Physician



ANDREW FAVA
Manager



BENJAMIN GONZALEZ
Manager



CHRIS HARRY
FloridaGators.com Senior Writer



MIKE HILL
Exec. Associate AD, External Affairs



CAMERON JOYCE
Assistant Video Coordinator




MAK KRAUSE
Head Manager



MICHAEL LOLIO
Manager



ALICIA LONGWORTH
Asst. AD, Marketing & Promotions



RYAN MCCLOSKEY
Assistant Video Coordinator



JORDAN MORELAND
Manager



MICHAEL MOSER
Team Physician



RICHARDSON PAQUIOT
Manager



DENVER PARLER
Communications Director



BRAD PATTERSON
Massage Therapist



JACK PFAFF
Asst. AD, Operations & Facilities




TRACY PFAFF
Executive Asst. & Office Manager



MIKE ROBUCK
Program Assistant



JON URIBE
Strength & Conditioning Intern



JACK WARREN
Manager



MITCHELL WISE
Assistant Video Coordinator

HEADSHOT ROSTER



#0 KASEY HILL
G | Sr. | 6-1 | 175 | Umatilla, Fla.




#1 DEVIN ROBINSON
F | Jr. | 6-8 | 200 | Chesterfield, Va.



#2 ERIC HESTER
G | Fr. | 6-3 | 167 | Clearwater, Fla.



#3 JALEN HUDSON
G | Jr. | 6-6 | 190 | Richmond, Va.



#5 KEVAUGHN ALLEN
G | So. | 6-2 | 183 | Little Rock, Ark.




#11 CHRIS CHIOZZA
G | Jr. | 6-0 | 176 | Memphis, Tenn.



#12 GORJOK GAK
F/C | Fr. | 6-11 | 231 | Sydney, Australia



#13 KEVARRIUS HAYES
F/C | So. | 6-9 | 218 | Live Oak, Fla.



#15 JOHN EGBUNU
C | Jr. | 6-11 | 255 | Bauchi, Nigeria



#21 DONTAY BASSETT
F | Fr. | 6-9 | 222 | Oakland, Calif.



#23 JUSTIN LEON
F | Sr. | 6-8 | 206 | Conway, Ark.



#24 CANYON BARRY
G | Gr. | 6-6 | 215 | Colorado Springs, Colo.



#25 KEITH STONE
F | Fr. | 6-8 | 240 | Deerfield Beach, Fla.



#32 SCHUYLER RIMMER
C | Sr. | 6-10 | 249 | Orlando, Fla.



MIKE WHITE
Head Coach



DUSTY MAY
Assistant Coach



JORDAN MINCY
Assistant Coach



DARRIS NICHOLS
Assistant Coach

ROSTER BREAKDOWN

Numerical Roster

0	Kasey Hill	G	6-1	175	Sr.	3L	Umatilla, Fla./Montverde Academy
1	Devin Robinson	F	6-8	200	Jr.	2L	Chesterfield, Va./Christchurch School
2	Eric Hester	G	6-3	167	Fr.	HS	Clearwater, Fla./Oldsmar Christian
3	Jalen Hudson	G	6-6	190	Jr.	TR	Richmond, Va./Virginia Tech
5	KeVaughn Allen	G	6-2	183	So.	1L	Little Rock, Ark./North Little Rock
11	Chris Chiozza	G	6-0	176	Jr.	2L	Memphis, Tenn./White Station
12	Gorjok Gak	F/C	6-11	231	Fr.	HS	Sydney, Australia/Victory Rock Prep
13	Kevarrius Hayes	F/C	6-9	218	So.	1L	Live Oak, Fla./Suwanee
15	John Egbunu	C	6-11	255	Jr.-R	1L	Bauchi, Nigeria/USF
21	Dontay Bassett	F	6-9	222	Fr.	HS	Oakland, Calif./Oldsmar Christian
23	Justin Leon	F	6-8	206	Sr.	1L	Conway, Ark./Shawnee (Ill.) CC
24	Canyon Barry	G	6-6	215	Gr.	TR	Colorado Springs, Colo./College of Charleston
25	Keith Stone	F	6-8	240	Fr.-R	SQ	Deerfield Beach, Fla./Zion Lutheran
32	Schuyler Rimmer	C	6-10	249	Sr.	1L	Orlando, Fla./Stanford

Alphabetical Roster

5	KeVaughn Allen	G	6-2	183	So.	1L	Little Rock, Ark./North Little Rock
24	Canyon Barry	G	6-6	215	Gr.	TR	Colorado Springs, Colo./College of Charleston
21	Dontay Bassett	F	6-9	222	Fr.	HS	Oakland, Calif./Oldsmar Christian
11	Chris Chiozza	G	6-0	176	Jr.	2L	Memphis, Tenn./White Station
15	John Egbunu	C	6-11	255	Jr.-R	1L	Bauchi, Nigeria/USF
12	Gorjok Gak	F/C	6-11	231	Fr.	HS	Sydney, Australia/Victory Rock Prep
13	Kevarrius Hayes	F/C	6-9	218	So.	1L	Live Oak, Fla./Suwanee
2	Eric Hester	G	6-3	167	Fr.	HS	Clearwater, Fla./Oldsmar Christian
0	Kasey Hill	G	6-1	175	Sr.	3L	Umatilla, Fla./Montverde Academy
3	Jalen Hudson	G	6-6	190	Jr.	TR	Richmond, Va./Virginia Tech
23	Justin Leon	F	6-8	206	Sr.	1L	Conway, Ark./Shawnee (Ill.) CC
32	Schuyler Rimmer	C	6-10	249	Sr.	1L	Orlando, Fla./Stanford
1	Devin Robinson	F	6-8	200	Jr.	2L	Chesterfield, Va./Christchurch School
25	Keith Stone	F	6-8	240	Fr.-R	SQ	Deerfield Beach, Fla./Zion Lutheran

Pronunciation Guide

KeVaughn Allen	KAY-vawn
Dontay Bassett	DAH-N-tay BASS-ett
Chris Chiozza	chee-OH-za
John Egbunu	egg-BOO-noo
Gorjok Gak	GORE-zhahk GACK
Kevarrius Hayes	KEE-vahr-ee-us
Devin Robinson	DEV-in

Staff

Head Coach: Mike White (Ole Miss '00)
Assistant Coaches: Dusty May (Indiana '00), Jordan Mincy (Kent State '09), Darris Nichols (West Virginia '08)
Director of Basketball Operations: Kyle Church (Charlotte '10)
Video Coordinator: Jonathan Blake (North Carolina '11)
Strength & Conditioning Coordinator: Preston Greene (Clemson '99)
Athletic Trainer: Dave Werner (Eastern Kentucky '91)
Academic Counselor: Tom Williams (Florida '78)

Roster By Class

Freshman (4)	Sophomore (2)	Junior (4)	Senior (4)
Dontay Bassett	KeVaughn Allen	Chris Chiozza	Canyon Barry (Gr.)
Gorjok Gak	Kevarrius Hayes	John Egbunu (R)	Kasey Hill
Eric Hester		Devin Robinson	Justin Leon
Keith Stone (R)		Jalen Hudson (sit out year)	Schuyler Rimmer

What's back?

Category	Amount Returning	Pct.
Games Started	138 of 180	76.7
Minutes Played	5,454 of 7,226	75.5
Points	2,032 of 2,677	75.9
Field Goals	721 of 930	77.5
3-Point FG	173 of 258	67.1
Free Throws	417 of 559	74.6
Rebounds	937 of 1,321*	70.9
Assists	383 of 481	79.6
Steals	187 of 235	79.6
Blocks	117 of 153	76.5

*Does not include rebounds credited to "Team."

Returning Leaders

Points/Game	Allen	11.6
Field Goals	Egbunu	149
Field Goal Pct.	Hayes	.700
3-Point FG	Allen	51
3-Point Pct.	Leon	.373
Free Throws	Allen	99
Free Throw Pct.	Allen	.846
Rebounds/Game	Egbunu	6.5
Assists/Game	Chiozza	4.3
Steals/Game	Hill	1.5
Blocks/Game	Egbunu	1.4

Wins Since 1999-2000 Season

Kentucky	457
Florida	439
Tennessee	348
Alabama	335
Missouri	334
Ole Miss	333
Vanderbilt	332
Mississippi State	324
LSU	323
Texas A&M	314
Arkansas	306
South Carolina	288
Georgia	280
Auburn	261

Squad Breakdown

Starters Returning (4):	KeVaughn Allen Chris Chiozza John Egbunu Devin Robinson
Starters Lost (1):	Dorian Finney-Smith
Other letterwinners Returning (4):	Kevarrius Hayes Kasey Hill Justin Leon Schuyler Rimmer
Non-Letterwinners Returning (1):	Keith Stone
Other Letterwinners Lost (6):	Lexx Edwards Brandone Francis-Ramirez Zach Hodskins Alex Murphy Jhonny Victor DeVon Walker
Eligible Transfers (1):	Canyon Barry (grad transfer)
Incoming Freshmen (3):	Dontay Bassett Gorjok Gak Eric Hester
Incoming Transfers, Must Sit Out (1):	Jalen Hudson

#5 KEVAUGHN ALLEN

Sophomore | Guard | 1L | 6-2 | 183 | Little Rock, Arkansas | North Little Rock



Overview

- Explosive athlete who excels with the ball in his hands and has the ability to score in bunches.
- Totaled the fourth-most points by a Gator freshman over the past 20 years, trailing only Nick Calathes, Kenny Boynton and Bradley Beal.
- Named to the 2016 SEC All-Freshman Team.
- Rated a four-star prospect by ESPN and Rivals coming out of high school, where he was a two-time Arkansas Gatorade Player of the Year.

2015-16, Freshman Season

- Named SEC Freshman of the Week on Feb. 1 after his 19-point performance in helping Florida knock off ninth-ranked West Virginia.
- Exploded for a career-high 32 points in the loss to Florida State, marking the fifth-most points in a game by a Florida freshman all-time and the most since Matt Walsh had 33 vs. Miami (12/21/02).
- Followed that up with another stellar performance, leading the team with 18 points in the SEC-opening

win vs. Georgia.

- His 27-point outing at Ole Miss included a 6-for-7 shooting from beyond the arc, the .857 percentage marking the best 3-point percentage by a Gator with 6+ makes since Michael Frazier also went 6-for-7 at Auburn on Feb. 16, 2013.
- Had back-to-back double-figure games for the first time with 11 points vs. Oklahoma State and 15 vs. Jacksonville.
- Tallied his first career double-figure scoring game with 12 points in Florida's loss to Purdue.
- Started his collegiate debut and scored the Gators' first basket of the season, just three seconds into the win at Navy.

Allen Career Statistics

Year	GP	GS	Min	Avg	Total			3-Point			F-Throw			Rebounds				PF	FO	Ast	TO	Blk	Stl	Pts	Avg
					FG	FGA	Pct	FG	FGA	Pct	FT	FTA	Pct	Off	Def	Tot	Avg								
2015-16	36	34	978	27.2	134	336	.399	51	162	.315	99	117	.846	18	79	97	2.7	56	0	57	35	5	41	418	11.6

Allen SEC Statistics

Year	GP	GS	Min	Avg	Total			3-Point			F-Throw			Rebounds				PF	FO	Ast	TO	Blk	Stl	Pts	Avg
					FG	FGA	Pct	FG	FGA	Pct	FT	FTA	Pct	Off	Def	Tot	Avg								
2015-16	18	18	537	29.8	70	174	.402	28	86	.326	54	67	.806	13	42	55	3.1	30	0	29	20	3	21	222	12.3

KEVAUGHN ALLEN

Allen Game-By-Game

2015-16	Date	GS	Min	FG	FGA	Pct	3FG	FGA	Pct	FT	FTA	Pct	Off	Def	Tot	Avg	PF	FO	A	TO	Blk	Stl	Pts	Avg		
at Navy	11/13/15	*	21	3	7	.429	0	3	.000	3	5	.600	0	0	0	0.0	1	0	0	3	0	1	9	9.0		
NORTH CAROLINA A&T	11/16/15	*	17	1	5	.200	1	3	.333	2	2	1.000	1	2	3	1.5	2	0	3	3	1	1	5	7.0		
vs Saint Joseph's	11/21/15	*	23	3	12	.250	1	6	.167	2	2	1.000	0	4	4	2.3	1	0	1	0	0	2	9	7.7		
vs Purdue	11/22/15	*	18	5	9	.556	1	3	.333	1	2	.500	0	1	1	2.0	2	0	1	0	0	0	12	8.8		
VERMONT	11/25/15	*	18	0	5	.000	0	1	.000	0	0	.000	0	1	1	1.8	2	0	0	0	0	0	0	7.0		
FLORIDA GULF COAST	11/27/15	*	27	3	12	.250	1	6	.167	0	0	.000	0	2	2	1.8	0	0	3	0	1	2	7	7.0		
RICHMOND	12/1/15	*	21	4	8	.500	2	4	.500	0	0	.000	0	1	1	1.7	2	0	2	0	0	1	10	7.4		
at Miami	12/8/15	*	21	2	7	.286	0	1	.000	0	0	.000	0	2	2	1.8	1	0	0	0	0	0	4	7.0		
at Michigan State	12/12/15		9	0	2	.000	0	1	.000	0	0	.000	0	1	1	1.7	1	0	0	0	0	2	0	6.2		
vs Oklahoma State	12/19/15		22	4	6	.667	1	3	.333	2	2	1.000	0	2	2	1.7	1	0	1	2	0	2	11	6.7		
JACKSONVILLE	12/22/15	*	25	5	10	.500	0	4	.000	5	6	.833	0	5	5	2.0	4	0	3	0	0	2	15	7.5		
FLORIDA STATE	12/29/15	*	35	10	18	.556	3	7	.429	9	9	1.000	1	1	2	2.0	1	0	2	0	0	1	32	9.5		
GEORGIA	1/2/16	*	31	5	11	.455	3	6	.500	5	6	.833	0	2	2	2.0	4	0	1	2	0	1	18	10.2		
at Tennessee	1/6/16	*	27	5	11	.455	1	5	.200	7	8	.875	2	3	5	2.2	2	0	3	3	0	1	18	10.7		
LSU	1/9/16	*	32	4	14	.286	0	4	.000	0	0	.000	0	4	4	2.3	1	0	1	0	0	1	8	10.5		
at Texas A&M	1/12/16	*	18	0	4	.000	0	3	.000	0	0	.000	2	1	3	2.4	2	0	3	2	0	0	0	9.9		
at Ole Miss	1/16/16	*	35	9	11	.818	6	7	.857	3	4	.750	1	5	6	2.6	1	0	2	4	0	1	27	10.9		
MISSISSIPPI STATE	1/19/16	*	34	6	12	.500	3	7	.429	4	4	1.000	0	5	5	2.7	2	0	0	1	0	2	19	11.3		
AUBURN	1/23/16	*	31	3	5	.600	1	3	.333	4	6	.667	0	3	3	2.7	0	0	3	0	0	2	11	11.3		
at Vanderbilt	1/26/16	*	30	6	12	.500	3	4	.750	1	1	1.000	1	1	2	2.7	2	0	0	0	0	2	16	11.6		
WEST VIRGINIA	1/30/16	*	35	4	8	.500	2	5	.400	9	9	1.000	1	1	2	2.7	2	0	4	2	0	2	19	11.9		
ARKANSAS	2/3/16	*	28	2	6	.333	0	3	.000	6	6	1.000	0	2	2	2.6	1	0	1	0	0	2	10	11.8		
at Kentucky	2/6/16	*	27	1	6	.167	1	4	.250	0	0	.000	0	2	2	2.6	0	0	3	1	0	1	3	11.4		
OLE MISS	2/9/16	*	30	4	8	.500	2	4	.500	5	8	.625	1	1	2	2.6	1	0	1	2	1	2	15	11.6		
ALABAMA	2/13/16	*	34	5	12	.417	1	5	.200	1	2	.500	2	2	4	2.6	1	0	2	0	0	1	12	11.6		
at Georgia	2/16/16	*	34	7	13	.538	4	9	.444	1	2	.500	1	1	2	2.6	2	0	0	1	1	2	19	11.9		
at South Carolina	2/20/16	*	34	3	8	.375	0	3	.000	3	3	1.000	0	1	1	2.6	0	0	0	1	0	1	9	11.8		
VANDERBILT	2/23/16	*	32	0	7	.000	0	3	.000	3	4	.750	1	1	2	2.5	3	0	3	1	0	1	3	11.5		
at LSU	2/27/16	*	23	2	6	.333	0	4	.000	2	3	.667	0	2	2	2.5	4	0	2	0	0	0	6	11.3		
KENTUCKY	3/1/16	*	29	5	16	.313	2	6	.333	3	4	.750	2	3	5	2.6	3	0	2	1	0	0	15	11.4		
at Mizzou	3/5/16	*	28	3	12	.250	1	6	.167	6	6	1.000	0	3	3	2.6	1	0	2	1	1	1	13	11.5		
vs Arkansas	3/10/16	*	32	3	10	.300	2	5	.400	3	3	1.000	0	5	5	2.7	3	0	3	2	0	0	11	11.4		
vs Texas A&M	3/11/16	*	27	2	8	.250	2	5	.400	4	4	1.000	1	2	3	2.7	1	0	1	1	0	0	10	11.4		
at North Florida	3/15/16	*	27	4	8	.500	4	7	.571	1	2	.500	0	0	0	2.6	0	0	2	0	0	0	13	11.4		
at Ohio State	3/20/16	*	32	3	12	.250	1	5	.200	0	0	.000	0	4	4	2.7	0	0	1	0	0	2	7	11.3		
at George Washington	3/23/16	*	31	8	15	.533	2	7	.286	4	4	1.000	1	3	4	2.7	2	0	1	2	0	2	22	11.6		
2015-16 Totals			36 Games	34	978	134	336	.399	51	162	.315	99	117	.846	18	79	97	2.7	56	0	57	35	5	41	418	11.6

Allen Game Highs

Points	32, vs. Florida State (12/29/15)
Rebounds	6, at Ole Miss (1/16/16)
Field Goals	10, vs. Florida State (12/29/15)
Field Goal Attempts	18, vs. Florida State (12/29/15)
3-Point Field Goals	6, at Ole Miss (1/16/16)
3-Point FG Attempts	9, at Georgia (2/16/16)
Free Throws	9, 2x, last vs. West Virginia (1/30/16)
Free Throw Attempts	9, 2x, last vs. West Virginia (1/30/16)
Assists	4, vs. West Virginia (1/30/16)
Steals	2, 13x, last at GW (3/23/16)
Blocked Shots	1, 5x, last at Missouri (3/5/16)
Minutes Played	35, 3x, last vs. West Virginia (1/30/16)

Prep

- Scored 28 points to lead North Little Rock to the 7A State Championship, the school's third straight.
- Averaged 25.2 points, 6.2 rebounds, 4.7 assists and 3.1 steals per game as a senior.
- The Gatorade Arkansas Boys Basketball Player of the Year as a junior and senior and earned MVP of the 2013 state championship game as a sophomore.
- Top-rated prospect in the state of Arkansas and won 2014 Gatorade Player of the Year in the state, averaging 21.3 points and 6.4 rebounds as a junior.
- ESPN.com bottom line: "Allen is a big time scorer that has all the offensive weapons to get his team a basket when needed at end of clock and game situations."

Personal

- First name is pronounced KAY-vawn
- Parents both competed in high school sports, his dad in basketball and football and mom in softball.
- Has one brother, Kalon Allen, and one sister, LaShira Colley.

Allen Miscellaneous Stats

	15-16	Career
Times led UF in scoring	9	9
Times led UF in Rebounds	1	1
Times led UF in Assists	1	1
Double figure scoring	22	22
Double figure assist games	0	0
Double-Doubles	0	0
Dunks	13	13
Charges Drawn	0	0
First off the Bench	0	0
Scored UF's First Points	11	11
Three-Point Plays	7-7	7-7

#24 CANYON BARRY

Grad | Guard | TR | 6-6 | 215 | Colorado Springs, Colorado | Coll. of Charleston/Cheyenne Mountain



Overview

- Averaged 12.8 points in 70 appearances with College of Charleston
- Enrolled in graduate studies in nuclear engineering at UF
- Two-time Academic All-American, earning first-team honors in 2016 and second-team recognition in 2015.
- 2015 CAA Winter Sports Scholar-Athlete Award (Men's Basketball)
- Three-Time CAA All-Academic Team (2014, 2015 and 2016)
- Three-Time CAA Player of the Week selection
- 2014 CAA All-Rookie Team
- CAA Co-Rookie of the Week selection (Nov. 18, 2013)

2015-16, RS-Junior Season (Charleston)

- Averaged a conference-leading 19.7 points and 3.4 rebounds per game.
- Named CAA Player of the Week three times.
- Became only the second CofC player since 2012 to record 30+ points in a single game with three 30-point outings including a career-high 31 points at archrival Davidson (11/21/15) and versus South Carolina State in

the season opener (11/13/15).

- Registered 11 double-figure scoring games in only 13 games played.
- Knocked down a game-high 19 points in a 70-58 upset of preseason Top-25 ranked LSU led by Ben Simmons (11/30/15) at TD Arena.
- Ranked as high as No. 2 in the nation in scoring (28.0 ppg), before a season-ending shoulder injury.
- Became the team's second all-time first-team Academic All-American.

2014-15, RS-Sophomore Season (Charleston)

- Played and started in all 33 games of the season averaging a team-leading 12.5 points and 1.2 steals per game.
- Ranked 14th in scoring and 18th in rebounding (5.1) in the CAA.
- Tallied 21 double-figure games including 14 of his last 18 contests of the season.
- Scored in double figures in a career-best nine games in a row from Jan. 8 to Feb. 5.
- Recorded his first career double-double with 16 points and a career-high 10 rebounds against UNCW (1/21/15).
- Named a second-team Academic All-American.
- CAA All-Academic Team selection for the second year in a row.

Barry Career Statistics

Year	GP	GS	Min	Avg	Total			3-Point			F-Throw			Rebounds				PF	FO	Ast	TO	Blk	Stl	Pts	Avg
					FG	FGA	Pct	FG	FGA	Pct	FT	FTA	Pct	Off	Def	Tot	Avg								
2013-14 (CofC)	24	12	573	23.9	71	210	.338	26	85	.306	56	76	.737	16	42	58	2.4	44	0	33	52	6	11	224	9.3
2014-15 (CofC)	33	33	1147	34.8	146	385	.379	64	174	.368	57	79	.722	28	139	167	5.1	62	2	53	66	16	38	413	12.5
2015-16 (CofC)	13	13	415	31.9	84	209	.402	28	84	.333	60	71	.845	6	38	44	3.4	20	0	17	31	7	10	256	19.7
Totals (CofC)	70	58	2135	30.5	301	804	.374	118	343	.344	173	226	.765	50	219	269	3.8	126	2	103	149	29	59	893	12.8

CANYON BARRY

2013-14, RS-Freshman Season (Charleston)

- Played in 24 games with 12 starts.
- Earned his first career start at defending national champion and No. 3 Louisville scoring 10 points in his collegiate debut (11/9/13).
- Selected as CAA Co-Rookie of the Week (11/18/13) after a 26-point performance in an 83-82 home win over Charlotte (11/12/13).
- Came off the bench and knocked down a career-high 27 points on 7-of-13 shooting from the field, 5-of-7 shooting from beyond the arc and 8-for-10 shooting from the foul line against Delaware (3/1/14).
- Scored in double figures in 11 contests.
- Ranked third among all CAA freshmen in scoring (9.6 ppg).
- Named to the 2014 CAA All-Rookie Team and CAA All-Academic Team.

2012-13, Freshman Season

- Redshirted the 2012-13 season.
- 2012-13 Southern Conference Academic Honor Roll student.
- Invited to the 2013 USA Basketball U19 World Championship Team Trials.

Prep

- Graduated in 2012 from Cheyenne Mountain High School.
- Ranked No. 1 in his graduating class of 322 students.
- Honored with the prestigious Fred Steinmark High School Athlete of the Year Award as selected by the Colorado High School Coaches Association (CHSCA).
- Played in 19 games and averaged a team-leading 17.2 points, 1.1 blocks, 4.8 rebounds, 2.1 assists and 2.6 steals per game as a senior, prior to a season-ending ankle injury with four games remaining.
- Led the Indians to a 16-9 overall record and advanced to the Sweet 16 of the State 4A Championship as a junior and was the team's leading scorer averaging 13 points per game along with five rebounds per

game and a 76.4 shooting percentage from the free throw line.

- During a seven-game stretch during the middle of the 4A Metro season, he averaged 20.5 points.
- Honored on the CHSAA Academic All-State First Team and Colorado Springs Metro League (CSML) 4A Academic First Team.
- CSML 5A/4A Combined First Team All-League and CSML 4A First Team All-League selection.
- Named a CSML 4A All-Star and Team MVP.
- Also led the Indians with the highest GPA on the team, most points scored, most free throws attempted and most blocks... Lettered in varsity tennis for four years, chalking up state titles in 2010 and 2011.
- Also participated in badminton and volleyball.
- State boys' badminton champion in 2010.
- Two-time letterwinner in track and field in the triple jump.
- Team captured state track championship title in 2011.
- Earned Academic All-State First Team honors in tennis and track.
- Was first chair euphonium in the Concert Band and Wind Ensemble.
- Earned the rank of Eagle Scout as a Boy Scout of America.
- One of 23 student-athletes from Cheyenne Mountain honored as a Rotary Champion at the 28th Annual Rotary Champions Awards Ceremony.
- Named the overall 2012 Rotary Champions Medallion Winner for boys' basketball based on exceptional character, scholarship, leadership, service and athletic achievement.

Personal

- Born in Ft. Wayne, Ind., the youngest son of NBA Hall of Famer Rick Barry and Lynn Norenberg Barry.
- Is the fifth Barry son to play Division I basketball including half-brothers, Jon and Drew, who starred at Georgia Tech, half-brother, Brent, who starred at Oregon State, and half-brother, Scooter, who won a national championship title at Kansas in 1988.
- His father, Rick, holds the distinction of being the only player to lead the NCAA, ABA and NBA in scoring and was named one of the 50 Great-

est Players in history by the NBA in 1996.

- His mother, Lynn, was a two-time CoSIDA Academic All-American player at The College of William & Mary from 1977-81. Lynn and Canyon are believed to be the only mother-son duo to both achieve that honor.
- She is a member of the CoSIDA Academic All-America Hall of Fame, the William & Mary Athletic Hall of Fame in basketball and track, and is the only woman in school history to have her No. 22 jersey retired.
- An underhand free-throw shooter like his father.
- Enjoys playing tennis, volleyball, guitar and slack-lining.
- Was a member of the CofC Honors College.
- Graduated summa cum laude with a bachelor's of science degree in physics from College of Charleston.
- Recipient of the prestigious college-wide student award – the John Lewis Gervais Jr. Award.

Barry Game Highs

Points	31, 2x, last at Davidson (11/21/15)
Rebounds	10, vs. UNC-Wilmington (1/21/15)
Field Goals	12, at Davidson (11/21/15)
Field Goal Attempts	25, at Davidson (11/21/15)
3-Point Field Goals	5, 4x, last at Campbell (12/22/15)
3-Point FG Attempts	9, 5x, last at Campbel (12/22/15)
Free Throws	13, vs. East Carolina (12/7/15)
Free Throw Attempts	14, vs. East Carolina (12/7/15)
Assists	6, at Charlotte (12/16/14)
Steals	6, vs. South Carolina State (12/11/14)
Blocked Shots	2, 3x, last at Navy (11/16/15)
Minutes Played	43, vs. UNC-Wilmington (1/21/15)

#21 DONTAY BASSETT

Freshman | Forward | HS | 6-9 | 222 | Oakland, California | Oldsmar Christian



Overview

- Power forward with the ability to face up and handle the ball.
- Rated a three-star prospect by ESPN, Rivals and Scout.

Prep

- Team captain who helped lead Oldsmar Christian to a runner-up finish in the Sunshine Independent Athletic Association state championship.

Personal

- Parents are Donald Bassett and Angelica Bassett and siblings are Donald, Jalesha, Julius and Donzel.
- Nicknames are Dontezy, Dex and Tezzy.
- Favorite NBA player is Kevin Durant.
- Chose #21 because of Tim Duncan and it was his brother's number in high school.
- Came to Florida because of the great atmosphere.
- Likes to cook in his spare time.
- Also considered Oregon State, Arkansas, Nebraska and Colorado.

#11 CHRIS CHIOZZA

Junior | Guard | 2L | 6-0 | 176 | Memphis, Tennessee | White Station



Overview

- Led the Gators in assists for the 2015-16 season and ranked sixth in the SEC in assist-to-turnover ratio (2.4).
- Split time in the starting lineup with Kasey Hill during his sophomore season.
- Has four career games with 8+ assists and one or fewer turnovers, second only to Eddie Shannon's five over the past 20 seasons.
- An immediate contributor who was an immediate part of the Gators' rotation during his freshman season.
- Chiozza is an attacking point guard with the ability to distribute or score himself.
- Quick and athletic, Chiozza has superior court vision.
- Rated a four-star prospect and top-50 player in the 2014 class by ESPN and Rivals.

2015-16, Sophomore Season

- Started 15 of the Gators' 18 SEC games and finished with 22 starts, leading the Gators in assists and posting the SEC's sixth-best assist-to-turnover ratio.
- Had an all-around game at Missouri matching his career high with 17 points, setting a personal best with seven rebounds, while also posting eight assists vs. one turnover. Chiozza scored Florida's first eight points of the second half.
- Scored 11 of Florida's first 13 points of the second half at Michigan State, and assisted on the one basket by someone else.
- Notched his first career four-point play in the win vs. North Carolina A&T.
- Scored seven straight Florida points in one spurt during the season-opening win at Navy.

Chiozza Career Statistics

Year	GP	GS	Min	Avg	Total			3-Point			F-Throw			Rebounds				PF	FO	Ast	TO	Blk	Stl	Pts	Avg
					FG	FGA	Pct	FG	FGA	Pct	FT	FTA	Pct	Off	Def	Tot	Avg								
2014-15	33	11	752	22.8	44	113	.389	21	65	.323	21	44	.477	13	59	72	2.2	54	1	72	41	1	39	130	3.9
2015-16	36	22	857	23.8	86	250	.344	41	128	.320	47	59	.797	10	94	104	2.9	82	2	156	65	2	39	260	7.2
Totals	69	33	1609	23.3	130	363	.358	62	193	.321	68	103	.660	23	153	176	2.6	136	3	228	106	3	78	390	5.7

Chiozza SEC Statistics

Year	GP	GS	Min	Avg	Total			3-Point			F-Throw			Rebounds				PF	FO	Ast	TO	Blk	Stl	Pts	Avg
					FG	FGA	Pct	FG	FGA	Pct	FT	FTA	Pct	Off	Def	Tot	Avg								
2014-15	18	7	413	22.9	20	59	.339	7	34	.206	10	24	.417	6	33	39	2.2	26	1	38	19	0	14	57	3.2
2015-16	18	15	462	25.7	47	151	.311	19	76	.250	32	41	.780	7	50	57	3.2	45	0	94	38	0	15	145	8.1
Totals	36	22	875	24.3	67	210	.319	26	110	.236	42	65	.646	13	83	96	2.7	71	1	132	57	0	29	202	5.6

CHRIS CHIOZZA

2014-15, Freshman Season

- Played in all 33 games and started 11, including the final five games of the season.
- Tallied a team-high 39 steals, which ranked third among SEC freshmen.
- Posted three double-figure scoring games, with his season-best 13 coming in Florida's win vs. UAB at the Battle 4 Atlantis. Chiozza also tallied six steals against the Blazers.
- The Gators' second-leading assist man behind Kasey Hill, recording 72 vs. 41 turnovers.

Prep

- During his senior season, White Station composed a 30-3 record, including a 12-0 district record, as Chiozza averaged 15 points and eight assists on a team that also included 2014-15 Division I freshmen Leron Black (Illinois) and DaVell Roby (St. Louis).
- Helped White Station to a 22-6 record and district championship during his junior season.
- Participated in the 2013 Under Armour Elite 24 and NBA Top 100 Camp.
- Competed at the LeBron James and Deron Williams Skills Academies and the Penny Hardaway Hoopfest.
- Coached by Jesus Patino at White Station.

Personal

- Father Chris played baseball at Christian Brothers University and is now a mechanic, and mother Curtistine attended Southwest Tennessee and is now a postal carrier.
- Chose Florida over Ohio State, UConn and Memphis.
- Favorite player growing up was Allen Iverson.

Chiozza Game Highs

Points	
2015-16/Career	17, 2x, last at Missouri (3/5/16)
Rebounds	
2015-16/Career	7, 2x, last vs. Texas A&M (3/11/16)
Field Goals	
2015-16/Career	5, 3x, last at Missouri (3/5/16)
Field Goal Attempts	
2015-16/Career	12, 3x, last vs. Alabama (2/13/16)
3-Point Field Goals	
2015-16	3, 5x, last at North Florida (3/15/16)
Career	3, 6x, last at North Florida (3/15/16)
3-Point FG Attempts	
2015-16/Career	9, at South Carolina (2/20/16)
Free Throws	
2015-16/Career	8, vs. Arkansas (2/3/16)
Free Throw Attempts	
2015-16	10, vs. Arkansas (2/3/16)
Career	12, vs. Texas A&M (3/3/15)
Assists	
2015-16/Career	9, at Ole Miss (1/16/16)
Steals	
2015-16	4, 2x, last at North Florida (3/15/16)
Career	6, vs. UAB (11/27/15)
Blocked Shots	
2015-16	1, 2x, last vs. Arkansas (3/10/16)
Career	1, 3x, last vs. Arkansas (3/10/16)
Minutes Played	
2015-16	36, vs. Arkansas (2/3/16)
Career	37, vs. Louisiana-Monroe (11/21/14)

Chiozza Miscellaneous Stats

	14-15	15-16	Career
Times led UF in scoring	0	0	0
Times led UF in Rebounds	1	2	3
Times led UF in Assists	7	19	26
Double figure scoring	3	12	15
Double figure assist games	0	0	0
Double-Doubles	0	0	0
Dunks	0	0	0
Charges Drawn	2	1	32
First off the Bench	10	4	14
Scored UF's First Points	0	1	1
Three-Point Plays	0-2	3-3	3-5
Four-Point Plays	0-0	1-1	1-1



CHRIS CHIOZZA

Chiozza Game-By-Game

2014-15	Date	GS	Min	FG	FGA	Pct	3FG	FGA	Pct	FT	FTA	Pct	Off	Def	Tot	Avg	PF	FO	A	TO	Blk	Stl	Pts	Avg
WILLIAM & MARY	11/14/14		20	2	2	1.000	0	0	.000	0	0	.000	0	2	2	2.0	1	0	3	3	0	3	4	4.0
MIAMI	11/17/14		19	2	3	.667	0	1	.000	0	1	.000	0	0	0	1.0	1	0	1	1	0	1	4	4.0
ULM	11/21/14		37	3	6	.500	1	3	.333	4	6	.667	1	3	4	2.0	4	0	1	4	0	4	11	6.3
vs Georgetown	11/26/14		15	0	2	.000	0	1	.000	0	0	.000	0	2	2	2.0	2	0	2	0	0	0	0	4.8
vs UAB	11/27/14		29	4	8	.500	3	6	.500	2	4	.500	0	1	1	1.8	3	0	3	2	0	6	13	6.4
vs North Carolina	11/28/14		15	0	2	.000	0	1	.000	0	0	.000	0	1	1	1.7	0	0	1	2	0	2	0	5.3
at Kansas	12/5/14		24	2	5	.400	2	4	.500	0	0	.000	0	0	0	1.4	3	0	4	1	0	3	6	5.4
YALE	12/8/14		23	3	6	.500	2	4	.500	0	0	.000	0	3	3	1.6	2	0	2	0	0	2	8	5.8
TEXAS SOUTHERN	12/12/14		19	1	3	.333	0	2	.000	0	0	.000	1	0	1	1.6	0	0	1	0	1	0	2	5.3
JACKSONVILLE	12/14/14	*	27	0	3	.000	0	1	.000	0	2	.000	1	3	4	1.8	3	0	4	1	0	1	0	4.8
vs Wake Forest	12/20/14		23	2	4	.500	2	3	.667	2	2	1.000	1	2	3	1.9	1	0	2	1	0	1	8	5.1
at Florida State	12/30/14		11	1	1	1.000	1	1	1.000	0	0	.000	0	0	0	1.8	1	0	1	3	0	0	3	4.9
UCONN	1/3/15	*	27	2	4	.500	2	3	.667	1	2	.500	1	3	4	1.9	2	0	3	1	0	2	7	5.1
at South Carolina	1/7/15	*	25	0	2	.000	0	0	.000	0	0	.000	2	1	3	2.0	5	1	0	0	0	1	0	4.7
MISSISSIPPI STATE	1/10/15	*	19	0	2	.000	0	1	.000	0	0	.000	0	0	0	1.9	2	0	2	0	0	1	0	4.4
AUBURN	1/15/15	*	25	4	6	.667	1	3	.333	0	1	.000	0	0	0	1.8	0	0	2	0	0	0	9	4.7
at Georgia	1/17/15	*	25	1	2	.500	0	1	.000	2	4	.500	0	2	2	1.8	0	0	1	3	0	1	4	4.6
LSU	1/20/15		24	0	3	.000	0	2	.000	0	0	.000	0	1	1	1.7	0	0	3	0	0	2	0	4.4
at Ole Miss	1/24/15		14	0	1	.000	0	1	.000	0	0	.000	0	2	2	1.7	1	0	2	0	0	0	0	4.2
at Alabama	1/27/15		19	1	2	.500	1	1	1.000	0	0	.000	0	2	2	1.8	2	0	3	2	0	2	3	4.1
ARKANSAS	1/31/15		24	1	3	.333	0	1	.000	0	0	.000	0	0	0	1.7	1	0	1	2	0	0	2	4.0
at Vanderbilt	2/3/15		19	0	1	.000	0	1	.000	2	2	1.000	0	1	1	1.6	1	0	4	2	0	1	2	3.9
KENTUCKY	2/7/15		26	3	5	.600	0	2	.000	0	0	.000	0	4	4	1.7	2	0	1	0	0	3	6	4.0
OLE MISS	2/12/15		25	1	6	.167	0	3	.000	0	0	.000	1	1	2	1.8	2	0	4	2	0	1	2	3.9
at Texas A&M	2/14/15		17	1	5	.200	0	3	.000	0	0	.000	0	3	3	1.8	0	0	1	1	0	0	2	3.8
VANDERBILT	2/18/15		31	2	5	.400	2	4	.500	2	4	.500	1	5	6	2.0	0	0	2	1	0	1	8	4.0
at LSU	2/21/15		22	1	3	.333	0	1	.000	0	0	.000	2	0	2	2.0	2	0	3	1	0	0	2	3.9
at Mizzou	2/24/15		24	2	5	.400	0	3	.000	0	0	.000	0	4	4	2.0	3	0	2	1	0	1	4	3.9
TENNESSEE	2/28/15	*	24	1	2	.500	1	2	.500	0	1	.000	0	1	1	2.0	3	0	2	1	0	0	3	3.9
TEXAS A&M	3/3/15	*	30	2	4	.500	2	4	.500	4	12	.333	0	6	6	2.1	2	0	2	1	0	0	10	4.1
at Kentucky	3/7/15	*	20	0	2	.000	0	1	.000	0	0	.000	0	0	0	2.1	0	0	3	2	0	0	0	4.0
vs Alabama	3/12/15	*	26	2	3	.667	1	1	1.000	2	3	.667	2	3	5	2.2	4	0	4	1	0	0	7	4.1
vs Kentucky	3/13/15	*	24	0	2	.000	0	0	.000	0	0	.000	0	3	3	2.2	1	0	2	2	0	0	0	3.9
2014-15 Totals	33 Games	11	752	44	113	.389	21	65	.323	21	44	.477	13	59	72	2.2	54	1	72	41	1	39	130	3.9

2015-16	Date	GS	Min	FG	FGA	Pct	3FG	FGA	Pct	FT	FTA	Pct	Off	Def	Tot	Avg	PF	FO	A	TO	Blk	Stl	Pts	Avg
at Navy	11/13/15		16	3	4	.750	1	2	.500	0	0	.000	0	0	0	0.0	1	0	1	0	0	2	7	7.0
NORTH CAROLINA A&T	11/16/15		18	3	4	.750	3	4	.750	2	3	.667	0	4	4	2.0	4	0	5	1	0	1	11	9.0
vs Saint Joseph's	11/21/15		22	2	5	.400	1	2	.500	2	3	.667	1	1	2	2.0	1	0	4	2	0	0	7	8.3
vs Purdue	11/22/15		19	3	5	.600	2	4	.500	0	0	.000	1	2	3	2.3	3	0	1	1	0	1	8	8.3
VERMONT	11/25/15		20	1	4	.250	0	2	.000	0	0	.000	0	4	4	2.6	0	0	1	0	0	1	2	7.0
FLORIDA GULF COAST	11/27/15		20	0	4	.000	0	2	.000	0	0	.000	0	2	2	2.5	0	0	3	1	0	1	0	5.8
RICHMOND	12/1/15		19	2	4	.500	2	3	.667	0	0	.000	0	3	3	2.6	2	0	5	2	1	1	6	5.9
at Miami	12/8/15		20	1	4	.250	0	2	.000	0	0	.000	0	2	2	2.5	5	1	3	2	0	1	2	5.4
at Michigan State	12/12/15	*	26	4	9	.444	3	5	.600	0	0	.000	0	2	2	2.4	0	0	3	0	0	2	11	6.0
vs Oklahoma State	12/19/15	*	23	4	12	.333	2	7	.286	1	1	1.000	0	2	2	2.4	3	0	0	0	0	4	11	6.5
JACKSONVILLE	12/22/15	*	22	1	4	.250	1	2	.500	4	4	1.000	0	5	5	2.6	0	0	7	0	0	0	7	6.5
FLORIDA STATE	12/29/15	*	25	2	7	.286	0	3	.000	0	0	.000	0	2	2	2.6	2	0	5	1	0	2	4	6.3
GEORGIA	1/2/16	*	27	3	8	.375	2	4	.500	3	4	.750	0	6	6	2.8	1	0	6	1	0	0	11	6.7
at Tennessee	1/6/16	*	21	1	5	.200	1	3	.333	0	0	.000	0	0	0	2.6	4	0	4	2	0	0	3	6.4
LSU	1/9/16	*	32	2	10	.200	0	4	.000	3	6	.500	1	4	5	2.8	1	0	8	0	0	0	7	6.5
at Texas A&M	1/12/16	*	33	5	11	.455	2	6	.333	0	0	.000	0	4	4	2.9	2	0	8	3	0	0	12	6.8
at Ole Miss	1/16/16	*	23	0	5	.000	0	2	.000	2	2	1.000	0	1	1	2.8	3	0	9	1	0	1	2	6.5
MISSISSIPPI STATE	1/19/16	*	21	1	4	.250	1	4	.250	0	0	.000	0	1	1	2.7	0	0	5	3	0	0	3	6.3
AUBURN	1/23/16	*	25	5	10	.500	2	6	.333	2	2	1.000	0	3	3	2.7	2	0	8	3	0	2	14	6.7
at Vanderbilt	1/26/16	*	31	4	11	.364	1	3	.333	1	1	1.000	1	3	4	2.8	2	0	3	3	0	2	10	6.9
WEST VIRGINIA	1/30/16	*	32	4	8	.500	2	3	.667	0	0	.000	0	3	3	2.8	3	0	6	6	0	2	10	7.0
ARKANSAS	2/3/16	*	36	4	12	.333	1	6	.167	8	10	.800	0	2	2	2.7	4	0	8	1	0	2	17	7.5
at Kentucky	2/6/16	*	29	1	8	.125	1	4	.250	0	0	.000	0	2	2	2.7	1	0	4	2	0	1	3	7.3
OLE MISS	2/9/16	*	25	2	10	.200	1	7	.143	0	0	.000	1	2	3	2.7	4	0	5	3	0	0	5	7.2
ALABAMA	2/13/16	*	28	3	12	.250	0	4	.000	1	2	.500	1	3	4	2.8	3	0	2	5	0	0	7	7.2
at Georgia	2/16/16		14	1	2	.500	0	1	.000	2	2	1.000	0	2	2	2.7	2	0	1	0	0	0	4	7.1
at South Carolina	2/20/16		25	4	11	.364	3	9	.333	0	0	.000	0	3	3	2.7	2	0	2	4	0	0	11	7.2
VANDERBILT	2/23/16		16	3	8	.375	1	2	.500	2	2	1.000	0	1	1	2.7	3	0	2	1	0	2	9	7.3
at LSU	2/27/16	*	19	2	7	.286	0	2	.000	4	4	1.000	1	3	4	2.7	4	0	7	3	0	1	8	7.3
KENTUCKY	3/1/16	*	25	1	9	.111	0	4	.000	0	2	.000	1	4	5	2.8	4	0	4	2	0	1	2	7.1
at Mizzou	3/5/16	*	32	5	8	.625	3	5	.600	4	4	1.000	1	6	7	2.9	3	0	8	1	0	3	17	7.5
vs Arkansas	3/10/16	*	28	2	9	.222	1	2	.500	0	0	.000	0	1	1	2.9	3	0	2	4	1	1	5	7.4
vs Texas A&M	3/11/16	*	26	0	4	.000	0	2	.000	0	0	.000	1	6	7	3.0	2	0	1	3	0	0	0	7.2
at North Florida	3/15/16		20	3	3																			

#15 JOHN EGBUNU

Junior (R) | Center | 1L | 6-11 | 255 | Bauchi, Nigeria | USF/Ft. Walton Beach



Overview

- A force around the basket, set the UF record for most dunks in a season with 75 in 2015-16, including nine vs. Kentucky.
- Posted six double-doubles and 22 double-figure scoring games, including two 20-point games, in his first season at UF.
- Transferred to UF in Summer 2014, following one season at USF, and sat out the 2014-15 season per NCAA transfer regulations.
- An immediate contributor at USF, where he started 31 games and earned a spot on the AAC All-Rookie Team.

2015-16, Redshirt Sophomore

- UF's leader in blocked shots (48) and field goal percentage (.591) and ranked second in rebounds (6.5).
- Posted his first 20-point game as a Gator with a personal-best 22 at LSU, then followed that up with a 27-point performance, including nine dunks, against Kentucky.
- After a 1-for-6 start from the free throw line vs. LSU, hit all four of his free throw attempts in the final minutes to help seal Florida's win. Adding in a nice jump hook, Egbunu scored six of UF's last seven points in the game.
- Against Richmond, Egbunu (17 points, 14 rebounds) and Devin Robinson (12 points, 13 rebounds) were the first Gator teammates to put up double-doubles in the same game since Vernon Macklin and Alex Tyus did so vs. Jacksonville in 2010.

- Recorded his first double-double as a Gator (third total) with 17 points and 11 rebounds vs. Florida Gulf Coast.
- Set a Florida best with 19 points vs. Purdue in a game where he battled down low with a pair of 7-footers.
- Suffered a torn ligament in his right thumb prior to the SEC Tournament and appeared in three games following the injury before undergoing season-ending surgery and missing UF's final two games.

2014-15, Sophomore Season

- Sat out due to NCAA transfer regulations, serving as a member of Florida's scout team in practice.

2013-14, Freshman Season (USF)

- Made 31 starts while playing in all 32 games.
- Named to the American Athletic Conference All-Rookie Team.
- USF's all-time leader in rebounding for a freshman with 198.
- Averaged 6.2 rebounds, the most of any freshman in the conference.
- Averaged 7.4 points per game, the fourth most among freshmen in the conference.
- Scored at least 10 points nine times and at least 10 rebounds four times.
- Recorded two double-doubles.
- Had 11 points and 11 rebounds vs. Santa Clara and season highs with 20 points and rebounds against No. 18 Memphis.

Egbunu Career Statistics

Year	GP	GS	Min	Avg	Total			3-Point			F-Throw			Rebounds					PF	FO	Ast	TO	Blk	Stl	Pts	Avg
					FG	FGA	Pct	FG	FGA	Pct	FT	FTA	Pct	Off	Def	Tot	Avg									
2013-14 (USF)	32	31	793	24.8	78	151	.589	0	1	.000	60	110	.545	80	118	198	6.2	92	1	12	55	43	10	238	7.4	
2014-15	-	-	-	-	-	-	-	-	-	-	-	-	-	-	-	-	-	-	-	-	-	-	-	-	-	
2015-16	34	30	857	25.2	149	252	.591	0	0	.000	92	173	.532	92	128	220	6.5	110	6	12	59	48	15	390	11.5	
Combined Totals	66	61	1650	25.0	227	403	.563	0	1	.000	152	283	.537	172	246	418	6.3	202	7	24	114	91	25	606	9.2	

Egbunu SEC Statistics

Year	GP	GS	Min	Avg	Total			3-Point			F-Throw			Rebounds					PF	FO	Ast	TO	Blk	Stl	Pts	Avg
					FG	FGA	Pct	FG	FGA	Pct	FT	FTA	Pct	Off	Def	Tot	Avg									
2015-16	18	17	500	27.8	79	142	.556	0	0	.000	60	116	.517	46	66	112	6.2	57	3	8	32	29	9	218	12.1	

JOHN EGBUNU

Prep

- Ranked 72nd by ESPN and seventh overall at his position nationally as a high school recruit, possessing a 40-inch vertical.
- A strong rim defender who is able to run the floor.
- Played at Georgia Elite Christian in Atlanta, Ga. before moving to Florida and Fort Walton Beach for his junior and senior seasons.

Personal

- Parents are Daniel and Faith Egbunu. His father works as an accountant, and his mother is a business administrator.
- Favorite basketball player growing up was Hakeem Olajuwon.

Egbunu Miscellaneous Stats

	15-16	Career
Times led UF in scoring	5	5
Times led UF in Rebounds	7	7
Times led UF in Assists	0	0
Double figure scoring	22	22
Double figure rebounding games	7	7
Double-Doubles	6	6
Dunks	75	75
Charges Drawn	1	1
First off the Bench	3	3
Scored UF's First Points	5	5
Three-Point Plays	10-22	10-22

Egbunu Game Highs

2013-14 games while at USF

Points	
2015-16/UF/Career	27, vs. Kentucky (3/1/16)
Rebounds	
2015-16/UF	14, vs. Richmond (12/1/15)
Career	14, 2x, last vs. Richmond (12/1/15)
Field Goals	
2015-16/UF/Career	12, vs. Kentucky (3/1/16)
Field Goal Attempts	
2015-16/UF/Career	15, vs. Kentucky (3/1/16)
3-Point Field Goals	
2015-16/UF/Career	---
3-Point FG Attempts	
2015-16/UF	---
Career	1, at Temple (1/9/14)
Free Throws	
2015-16/UF/Career	8, vs. Mississippi State (1/19/16)
Free Throw Attempts	
2015-16/UF/Career	14, vs. Alabama (2/13/16)
Assists	
2015-16/UF	1, 12x, last at North Florida 3/15/16)
Career	2, vs. Santa Clara (12/23/13)
Steals	
2015-16/UF	2, 2x, last vs. Alabama (2/13/16)
Career	2, 3x, last vs. Alabama (2/13/16)
Blocked Shots	
2015-16/UF/Career	5, at Georgia (2/16/16)
Minutes Played	
2015-16/UF/Career	36, vs. Ole Miss (2/9/16)



Egbunu Game-By-Game

2015-16	Date	GS	Min	FG	FGA	Pct	3FG	FGA	Pct	FT	FTA	Pct	Off	Def	Tot	Avg	PF	FO	A	TO	Blk	Stl	Pts	Avg	
at Navy	11/13/15	*	20	2	2	1.000	0	0	.000	0	1	.000	3	5	8	8.0	3	0	0	3	2	2	4	4.0	
NORTH CAROLINA A&T	11/16/15	*	23	6	7	.857	0	0	.000	1	2	.500	3	2	5	6.5	4	0	0	2	2	1	13	8.5	
vs Saint Joseph's	11/21/15	*	16	2	3	.667	0	0	.000	2	2	1.000	2	4	6	6.3	3	0	0	1	1	0	6	7.7	
vs Purdue	11/22/15	*	29	7	14	.500	0	0	.000	5	6	.833	2	5	7	6.5	2	0	0	2	1	1	19	10.5	
VERMONT	11/25/15	*	20	4	6	.667	0	0	.000	5	6	.833	3	4	7	6.6	3	0	0	4	0	0	13	11.0	
FLORIDA GULF COAST	11/27/15	*	26	7	14	.500	0	0	.000	3	4	.750	5	6	11	7.3	3	0	1	0	4	1	17	12.0	
RICHMOND	12/1/15	*	26	7	9	.778	0	0	.000	3	5	.600	5	9	14	8.3	3	0	0	3	0	0	17	12.7	
at Miami	12/8/15	*	30	5	10	.500	0	0	.000	4	4	1.000	2	3	5	7.9	4	0	0	2	0	1	14	12.9	
at Michigan State	12/12/15	*	7	0	3	.000	0	0	.000	0	0	.000	2	0	2	7.2	5	1	0	0	1	0	4	11.4	
vs Oklahoma State	12/19/15		31	4	8	.500	0	0	.000	2	9	.222	1	2	3	6.8	4	0	1	0	3	0	10	11.3	
JACKSONVILLE	12/22/15	*	23	7	9	.778	0	0	.000	0	2	.000	2	3	5	6.6	1	0	1	3	3	0	14	11.5	
FLORIDA STATE	12/29/15	*	25	2	3	.667	0	0	.000	0	2	.000	3	3	6	6.6	5	1	0	2	1	0	4	10.9	
GEORGIA	1/2/16	*	31	5	8	.625	0	0	.000	2	3	.667	7	5	12	7.0	4	0	1	1	2	1	12	11.0	
at Tennessee	1/6/16	*	25	4	10	.400	0	0	.000	0	1	.000	3	4	7	7.0	2	0	0	1	2	0	8	10.8	
LSU	1/9/16	*	26	4	5	.800	0	0	.000	5	10	.500	1	3	4	6.8	4	0	1	1	1	1	13	10.9	
at Texas A&M	1/12/16	*	30	3	8	.375	0	0	.000	2	3	.667	1	1	2	6.5	5	1	1	3	2	1	8	10.8	
at Ole Miss	1/16/16	*	26	5	8	.625	0	0	.000	0	5	.000	3	4	7	6.5	2	0	0	1	3	3	0	10	10.7
MISSISSIPPI STATE	1/19/16	*	32	4	8	.500	0	0	.000	8	12	.667	5	2	7	6.6	2	0	1	3	1	0	16	11.0	
AUBURN	1/23/16	*	23	4	7	.571	0	0	.000	4	6	.667	2	7	9	6.7	4	0	1	3	3	0	12	11.1	
at Vanderbilt	1/26/16	*	23	1	4	.250	0	0	.000	0	0	.000	1	3	4	6.6	5	1	0	2	1	1	2	10.6	
WEST VIRGINIA	1/30/16	*	12	4	4	1.000	0	0	.000	1	4	.250	2	2	4	6.4	4	0	0	1	1	0	9	10.5	
ARKANSAS	2/3/16		21	4	6	.667	0	0	.000	6	8	.750	3	1	4	6.3	4	0	0	2	0	1	14	10.7	
at Kentucky	2/6/16	*	26	3	7	.429	0	0	.000	6	8	.750	2	3	5	6.3	2	0	0	1	1	1	12	10.7	
OLE MISS	2/9/16	*	36	7	11	.636	0	0	.000	0	1	.000	3	7	10	6.4	2	0	1	4	1	0	14	10.9	
ALABAMA	2/13/16	*	32	2	9	.222	0	0	.000	6	14	.429	5	6	11	6.6	4	0	0	3	1	2	10	10.8	
at Georgia	2/16/16	*	28	4	8	.500	0	0	.000	2	2	1.000	0	7	7	6.6	3	0	0	0	5	0	10	10.8	
at South Carolina	2/20/16	*	23	2	6	.333	0	0	.000	1	2	.500	2	3	5	6.6	5	1	0	0	1	0	5	10.6	
VANDERBILT	2/23/16	*	25	5	8	.625	0	0	.000	4	8	.500	2	2	4	6.5	1	0	0	0	1	1	14	10.7	
at LSU	2/27/16	*	31	8	11	.727	0	0	.000	6	13	.462	2	2	4	6.4	2	0	1	3	0	0	22	11.1	
KENTUCKY	3/1/16	*	34	12	15	.800	0	0	.000	3	11	.273	3	1	4	6.3	3	0	0	0	1	0	27	11.6	
at Mizzou	3/5/16	*	28	2	3	.667	0	0	.000	5	9	.556	1	5	6	6.3	3	0	0	2	3	0	9	11.5	
vs Arkansas	3/10/16		24	3	3	1.000	0	0	.000	2	3	.667	6	3	9	6.4	4	0	0	1	0	0	8	11.4	
vs Texas A&M	3/11/16		21	4	5	.800	0	0	.000	3	4	.750	3	3	6	6.4	5	1	0	3	0	0	11	11.4	
at North Florida	3/15/16	*	24	6	10	.600	0	0	.000	1	3	.333	2	8	10	6.5	0	0	1	0	0	0	13	11.5	
2015-16 Totals	34 Games	30	857	149	252	.591	0	0	.000	92	173	.532	92	128	220	6.5	110	6	12	59	48	15	390	11.5	

#12 GORJOK GAK

Freshman | Forward/Center | HS | 6-11 | 231 | Sydney, Australia | Victory Rock Prep



Overview

- An adept passer whose 7-foot-4 wingspan enables him to play above the rim.
- Runs the floor and handles the ball well, enabling him to stretch defenses.
- Rated a three-star prospect by ESPN, Rivals and 247 Sports.
- ESPN.com bottom line: "Gak is a high major power forward that is new to the game but has all the tools to be successful immediately on the college level."

Prep

- Helped Victory Rock Prep to a Grind Session national championship.
- Averaged 13.9 points and 9.3 rebounds in his final season at Victory Rock.

Personal

- Parents are Ajok Langar and Matur Gak and siblings are Deng, Nyapath, Akoldah, Adeng and Ayen.
- Uncle, Longar Longar, played basketball at Oklahoma and aunt, Nytar Longar, played basketball at Buffalo.
- Nickname is G.
- Favorite NBA player is Anthony Davis.
- Chose #12 because of a motto he has for himself: "If I don't get it the first time, I'm definitely going to get it the second."
- Came to Florida because it felt like home, will get better as a person and a player and can focus on being the best version of himself.
- Off the court, he enjoys music.
- His dream is to play in the NBA.
- Previously signed at Oklahoma State, but was released from his NLI when OSU made a coaching change.

#13 KEVARRIUS HAYES

Sophomore | Forward/Center | 1L | 6-9 | 218 | Live Oak, Florida | Suwanee



Overview

- Long and athletic shot-blocker and rebounder, who has a great motor and is an outstanding mover.
- Started six games and scored a season-high 14 points in each of the two final games of the season.
- Drew praise from head coach Mike White throughout his freshman season for his consistent effort and attitude.

2015-16, Freshman Season

- Had a huge day at Ohio State, scoring 14 points on a perfect shooting performance. The game was Florida's first since losing John Egbunu for the season, and Hayes made the most of his opportunity.
- Followed that up with another 14-point outing at George Washington. Over the course of those two games, Hayes shot 11-for-12 from the field and 6-for-6 from the charity stripe.
- Made his first career start in the win vs. Oklahoma State.
- Has earned praise from head coach Mike White for his consistency and effort, which has shown up particularly on the offensive glass.
- Made his collegiate debut as the first player off the bench in the Gators' season-opening win at Navy.

- Stuck with his commitment and NLI to the Gators despite the coaching change and has been lauded by head coach Mike White for his motor and his ability as a "mover" for a player his size.

Prep

- A four-star recruit according to ESPN and a three-star recruit on Rivals.
- Long and athletic shot-blocker and rebounder.
- Helped Suwanee to 19 wins during his senior season, averaging nearly 20 points and more than 10 rebounds per game.

Personal

- First name is pronounced KEE-vahr-ee-us.
- Mother, Verrice Hayes, serves as an Army Captain.
- Also competed in track in high school.
- Chose to wear #13 because he aspires to be like those who wore the number before him. The last two Gators to wear 13 are Joakim Noah and Mike Miller.
- Favorite basketball player is Michael Jordan.
- Only seriously considered Florida because he could not imagine a better place to be.

Hayes Career Statistics

Year	GP	GS	Min	Avg	Total			3-Point			F-Throw			Rebounds				PF	FO	Ast	TO	Blk	Stl	Pts	Avg
					FG	FGA	Pct	FG	FGA	Pct	FT	FTA	Pct	Off	Def	Tot	Avg								
2015-16	35	6	403	11.5	35	50	.700	0	0	.000	28	59	.475	45	47	92	2.6	64	0	7	17	20	11	98	2.8

Hayes SEC Statistics

Year	GP	GS	Min	Avg	Total			3-Point			F-Throw			Rebounds				PF	FO	Ast	TO	Blk	Stl	Pts	Avg
					FG	FGA	Pct	FG	FGA	Pct	FT	FTA	Pct	Off	Def	Tot	Avg								
2015-16	17	1	147	8.6	7	15	.467	0	0	.000	9	25	.360	13	20	33	1.9	32	0	2	8	8	2	23	1.4

KEVARRIUS HAYES

Hayes Game-By-Game

2015-16	Date	GS	Min	FG	FGA	Pct	3FG	FGA	Pct	FT	FTA	Pct	Off	Def	Tot	Avg	PF	FO	A	TO	Blk	Stl	Pts	Avg
at Navy	11/13/15		6	0	0	.000	0	0	.000	0	0	.000	0	0	0	0.0	2	0	0	0	1	0	0	0.0
NORTH CAROLINA A&T	11/16/15		7	0	0	.000	0	0	.000	1	2	.500	1	1	2	1.0	3	0	0	1	0	0	1	0.5
vs Saint Joseph's	11/21/15		15	2	2	1.000	0	0	.000	0	1	.000	4	0	4	2.0	1	0	1	1	0	2	4	1.7
vs Purdue	11/22/15		7	0	0	.000	0	0	.000	0	0	.000	1	0	1	1.8	0	0	0	0	0	0	0	1.3
VERMONT	11/25/15		13	1	3	.333	0	0	.000	2	3	.667	2	1	3	2.0	2	0	0	1	2	1	4	1.8
FLORIDA GULF COAST	11/27/15		13	3	3	1.000	0	0	.000	0	0	.000	2	2	4	2.3	0	0	0	0	1	2	6	2.5
RICHMOND	12/1/15		14	1	1	1.000	0	0	.000	2	4	.500	2	2	4	2.6	3	0	0	0	1	2	4	2.7
at Miami	12/8/15		10	1	2	.500	0	0	.000	0	0	.000	1	1	2	2.5	0	0	0	0	1	0	2	2.6
at Michigan State	12/12/15		21	1	1	1.000	0	0	.000	0	0	.000	1	0	1	2.3	3	0	1	2	0	0	2	2.6
vs Oklahoma State	12/19/15	*	8	0	2	.000	0	0	.000	0	2	.000	3	0	3	2.4	0	0	0	1	0	1	0	2.3
JACKSONVILLE	12/22/15		17	3	3	1.000	0	0	.000	3	3	1.000	4	3	7	2.8	2	0	1	1	1	0	9	2.9
FLORIDA STATE	12/29/15		15	2	2	1.000	0	0	.000	0	3	.000	1	6	7	3.2	3	0	0	0	3	1	4	3.0
GEORGIA	1/2/16		7	0	0	.000	0	0	.000	0	2	.000	0	1	1	3.0	4	0	0	1	0	0	0	2.8
at Tennessee	1/6/16		11	0	1	.000	0	0	.000	0	0	.000	0	3	3	3.0	0	0	0	2	1	1	0	2.6
LSU	1/9/16		9	0	0	.000	0	0	.000	0	2	.000	1	0	1	2.9	2	0	0	0	0	0	0	2.4
at Texas A&M	1/12/16		5	0	0	.000	0	0	.000	0	0	.000	1	0	1	2.8	2	0	0	0	0	0	0	2.3
at Ole Miss	1/16/16		14	1	2	.500	0	0	.000	0	0	.000	1	2	3	2.8	2	0	0	1	0	0	2	2.2
MISSISSIPPI STATE	1/19/16		8	0	0	.000	0	0	.000	0	4	.000	0	1	1	2.7	3	0	0	1	0	0	0	2.1
AUBURN	1/23/16		16	2	4	.500	0	0	.000	2	2	1.000	2	4	6	2.8	2	0	0	1	2	1	6	2.3
at Vanderbilt	1/26/16		13	0	3	.000	0	0	.000	0	0	.000	3	2	5	3.0	3	0	0	0	1	0	0	2.2
WEST VIRGINIA	1/30/16		10	1	2	.500	0	0	.000	2	2	1.000	1	1	2	2.9	2	0	0	1	0	0	4	2.3
ARKANSAS	2/3/16	*	7	0	0	.000	0	0	.000	2	2	1.000	0	0	0	2.8	2	0	0	1	0	0	2	2.3
at Kentucky	2/6/16		11	0	0	.000	0	0	.000	0	2	.000	1	0	1	2.7	2	0	0	1	0	0	0	2.2
OLE MISS	2/9/16		2	0	0	.000	0	0	.000	0	0	.000	0	0	0	2.6	3	0	0	0	1	0	0	2.1
ALABAMA	2/13/16		6	0	0	.000	0	0	.000	0	0	.000	0	0	0	2.5	1	0	0	0	0	0	0	2.0
at South Carolina	2/20/16		10	1	2	.500	0	0	.000	3	4	.750	2	2	4	2.5	3	0	1	0	1	0	5	2.1
VANDERBILT	2/23/16		5	0	0	.000	0	0	.000	0	0	.000	0	1	1	2.5	2	0	0	0	0	0	0	2.0
at LSU	2/27/16		5	2	2	1.000	0	0	.000	0	0	.000	0	2	2	2.5	1	0	1	0	0	0	4	2.1
KENTUCKY	3/1/16		6	0	0	.000	0	0	.000	1	4	.250	2	1	3	2.5	0	0	0	0	0	0	1	2.1
at Mizou	3/5/16		12	1	1	1.000	0	0	.000	1	3	.333	0	1	1	2.4	0	0	0	0	2	0	3	2.1
vs Arkansas	3/10/16	*	15	0	0	.000	0	0	.000	3	8	.375	1	5	6	2.5	4	0	0	1	0	0	3	2.1
vs Texas A&M	3/11/16	*	11	0	0	.000	0	0	.000	0	0	.000	0	2	2	2.5	2	0	0	0	1	0	0	2.1
at North Florida	3/15/16		12	2	2	1.000	0	0	.000	0	0	.000	2	0	2	2.5	1	0	2	0	0	0	4	2.1
at Ohio State	3/20/16	*	28	5	5	1.000	0	0	.000	4	4	1.000	2	1	3	2.5	3	0	0	0	0	1	14	2.5
at George Washington	3/23/16	*	34	6	7	.857	0	0	.000	2	2	1.000	4	2	6	2.6	1	0	0	0	2	0	14	2.8
Totals	35 Games	6	403	35	50	.700	0	0	.000	28	59	.475	45	47	92	2.6	64	0	7	17	20	11	98	2.8

Hayes Game Highs

Points	14, 2x, last at GW (3/23/16)
Rebounds	7, 2x, last vs. Florida State (12/29/15)
Field Goals	6, at George Washington (3/23/16)
Field Goal Attempts	7, at George Washington (3/23/16)
3-Point Field Goals	---
3-Point FG Attempts	---
Free Throws	4, at Ohio State (3/20/16)
Free Throw Attempts	8, vs. Arkansas (3/10/16)
Assists	2, at North Florida (3/15/16)
Steals	2, 2x, last vs. Richmond (12/1/15)
Blocked Shots	3, vs Florida State (12/29/15)
Minutes Played	34, at George Washington (3/23/16)

Hayes Miscellaneous Stats

	15-16	Career
Times led UF in scoring	0	0
Times led UF in Rebounds	2	2
Times led UF in Assists	1	1
Double figure scoring	2	2
Double figure rebounding games	0	0
Double-Doubles	0	0
Dunks	9	9
Charges Drawn	7	7
First off the Bench	13	13
Scored UF's First Points	1	1
Three-Point Plays	1-4	1-4



#0 KASEY HILL

Senior | Guard | 3L | 6-1 | 175 | Umatilla, Fla. | Montverde Academy



Overview

- Has three career 10-assist games and three games with at least eight assists and one turnover or fewer.
- Especially dangerous in transition and open-floor situations, Hill is an outstanding athlete with the ability to play above the rim.
- Ranked in the top 10 in the SEC in assist-to-turnover ratio and assists as a freshman.
- Posted his first career 10-assist game in the Sweet 16 vs. UCLA. He joins Magic Johnson, Jason Kidd and Keith Gatlin as the only freshmen in NCAA Tournament history with 10+ assists in a Sweet 16 game.
- 2013 McDonald's All-American.

2015-16, Junior Season

- Scored 18 points off the bench in each of Florida's SEC Tournament games, the most by a Gator off the bench in an SEC Tournament game since Kenyan Weaks scored 18 in a game during the 2000 tournament.
- Hit four straight free throws in the closing minutes at Ole Miss to stave off a Rebels rally bid. Also helped limit SEC leading scorer Stefan Moody, who finished with a 3-for-10 shooting night from 3-point range and six turnovers.
- Co-lead the Gators with 13 points in the win vs. Saint Joseph's.
- Posted eight assists with just one turnover against Oklahoma State, the third game of his career with an 8/1 or better assist-to-turnover ratio.

2014-15, Sophomore Season

- Led the Gators in minutes played (30.3), assists (4.5) and assist-to-turnover ratio (2.1) and ranked fourth in the SEC in assists and sixth in assist-to-turnover ratio.
- In a three-game span vs. Kansas, Yale and Texas Southern, posted 25 assists vs. four turnovers.
- First career 20-point game came in UF's loss to North Carolina at the Battle 4 Atlantis, a performance that included 10-for-12 shooting from the free throw line.
- Recorded the assist on Devin Robinson's game-winning dunk with :02 remaining vs. Vanderbilt.
- Converted a driving and-1 vs. Georgetown that put UF up by a point with 11 seconds remaining before the Hoyas hit a game-winner.
- Had two 10-assist games, vs. Yale and at Georgetown.

2013-14, Freshman Season

- Ranked fourth in the SEC in assist-to-turnover ratio (2.0) and 10th in assists (3.1).
- Led Florida in assists 16 times throughout the season.
- Started eight games, including the first four of his career.
- Made his debut and scored 15 points vs. UNF, becoming the first Gator freshman to start at the point since Nick Calathes and Jai Lucas shared duties in 2007.
- Shot 2-for-2 from 3-point range in the win over Fresno State at the 2013 Orange Bowl Classic.

Hill Career Statistics

Year	Total			3-Point			F-Throw			Rebounds				PF	FO	Ast	TO	Blk	Stl	Pts	Avg				
	GP	GS	Min	FG	FGA	Pct	FG	FGA	Pct	FT	FTA	Pct	Off									Def	Tot	Avg	
2013-14	32	8	703	22.0	57	140	.407	5	35	.143	57	86	.663	9	54	63	2.0	67	2	100	50	5	37	176	5.5
2014-15	33	32	1000	30.3	89	235	.379	8	29	.276	50	95	.526	13	64	77	2.3	66	1	149	72	8	32	236	7.2
2015-16	36	17	858	23.8	118	302	.391	19	64	.297	71	132	.538	12	74	86	2.4	87	2	120	72	11	53	326	9.1
Totals	101	57	2561	25.4	264	677	.390	32	128	.250	178	313	.569	34	192	226	2.2	220	5	369	194	24	122	738	7.3

Hill SEC Statistics

Year	Total			3-Point			F-Throw			Rebounds				PF	FO	Ast	TO	Blk	Stl	Pts	Avg				
	GP	GS	Min	FG	FGA	Pct	FG	FGA	Pct	FT	FTA	Pct	Off									Def	Tot	Avg	
2013-14	15	4	343	22.9	20	56	.357	2	18	.111	24	40	.600	4	24	28	1.9	34	1	47	24	1	21	66	4.4
2014-15	18	18	542	30.1	48	129	.372	6	21	.286	24	55	.436	9	36	45	2.5	36	1	85	43	5	21	126	7.0
2015-16	18	5	407	22.6	50	136	.368	10	37	.270	34	64	.531	5	37	42	2.3	49	0	55	33	9	24	144	8.0
Totals	51	27	1292	25.3	118	321	.368	18	76	.237	82	159	.516	18	97	115	2.3	119	2	187	100	15	66	336	6.6

KASEY HILL

Hill Game-By-Game

2013-14	Date	GS	Min	FG	FGA	Pct	3FG	FGA	Pct	FT	FTA	Pct	Off	Def	Tot	Avg	PF	FO	A	TO	Blk	Stl	Pts	Avg
NORTH FLORIDA	11/8/13	*	27	5	9	.556	0	1	.000	5	6	.833	0	0	0	0.0	2	0	4	2	1	2	15	15.0
at Wisconsin	11/12/13	*	29	2	11	.182	0	4	.000	0	1	.000	0	3	3	1.5	5	1	4	2	0	1	4	9.5
UALR	11/16/13	*	30	4	6	.667	0	0	.000	6	8	.750	0	3	3	2.0	2	0	6	0	1	5	14	11.0
SOUTHERN U.	11/18/13	*	20	4	6	.667	0	1	.000	0	0	.000	0	0	0	1.5	1	0	3	0	0	1	8	10.3
KANSAS	12/10/13		20	1	3	.333	0	0	.000	4	6	.667	0	2	2	1.6	2	0	3	0	0	0	6	9.4
vs Memphis	12/17/13		22	2	5	.400	1	2	.500	0	0	.000	0	2	2	1.7	3	0	3	3	0	0	5	8.7
vs Fresno State	12/21/13		15	2	2	1.000	2	2	1.000	1	2	.500	0	1	1	1.6	1	0	1	3	0	1	7	8.4
SAVANNAH STATE	12/29/13		27	2	8	.250	0	3	.000	3	5	.600	0	2	2	1.6	0	0	5	0	0	0	7	8.3
RICHMOND	1/4/14		21	1	5	.200	0	3	.000	0	0	.000	1	1	2	1.7	1	0	1	3	1	0	2	7.6
SOUTH CAROLINA	1/8/14		20	1	4	.250	0	3	.000	3	4	.750	0	2	2	1.7	3	0	2	2	0	2	5	7.3
at Arkansas	1/11/14	*	37	3	7	.429	0	1	.000	0	0	.000	1	3	4	1.9	3	0	5	5	0	1	6	7.2
GEORGIA	1/14/14	*	29	1	5	.200	1	3	.333	0	2	.000	0	0	0	1.8	3	0	5	0	0	2	3	6.8
at Auburn	1/18/14	*	25	0	2	.000	0	1	.000	7	8	.875	0	2	2	1.8	2	0	3	2	0	3	7	6.8
at Alabama	1/23/14		19	2	3	.667	1	1	1.000	1	2	.500	0	1	1	1.7	3	0	2	2	1	1	6	6.8
TENNESSEE	1/25/14		26	1	6	.167	0	1	.000	0	0	.000	0	3	3	1.8	1	0	3	0	0	1	2	6.5
at Mississippi State	1/30/14		24	3	4	.750	0	1	.000	1	2	.500	0	3	3	1.9	1	0	3	0	0	0	7	6.5
TEXAS A&M	2/1/14	*	25	1	5	.200	0	1	.000	2	5	.400	0	3	3	1.9	5	1	2	2	0	2	4	6.4
MISSOURI	2/4/14		21	0	0	.000	0	0	.000	4	6	.667	1	2	3	2.0	3	0	6	1	0	0	4	6.2
ALABAMA	2/8/14		19	1	3	.333	0	2	.000	0	0	.000	0	1	1	1.9	1	0	3	3	0	0	2	6.0
at Tennessee	2/11/14		20	2	6	.333	0	2	.000	0	1	.000	0	0	0	1.9	1	0	0	2	0	2	4	5.9
at Kentucky	2/15/14		14	0	1	.000	0	1	.000	0	0	.000	1	0	1	1.8	1	0	1	1	0	0	0	5.6
LSU	3/1/14		21	2	4	.500	0	0	.000	0	0	.000	0	1	1	1.8	2	0	5	2	0	2	4	5.5
at South Carolina	3/4/14		22	2	5	.400	0	1	.000	0	4	.000	1	2	3	1.8	1	0	0	1	0	4	4	5.5
KENTUCKY	3/8/14		21	1	1	1.000	0	0	.000	6	6	1.000	0	1	1	1.8	4	0	7	1	0	1	8	5.6
vs Missouri	3/14/14		23	3	4	.750	0	1	.000	1	2	.500	0	5	5	1.9	2	0	5	2	0	1	7	5.6
vs Tennessee	3/15/14		13	2	4	.500	0	0	.000	1	2	.500	0	1	1	1.9	0	0	0	2	0	0	5	5.6
vs Kentucky	3/16/14		16	1	2	.500	0	0	.000	0	0	.000	0	0	0	1.8	4	0	3	1	0	1	2	5.5
vs Albany	3/20/14		17	3	4	.750	0	0	.000	4	4	1.000	0	1	1	1.8	2	0	0	0	1	2	10	5.6
vs Pittsburgh	3/22/14		24	1	3	.333	0	0	.000	1	2	.500	0	2	2	1.8	1	0	2	1	0	2	3	5.6
vs UCLA	3/27/14		28	2	4	.500	0	0	.000	2	2	1.000	1	5	6	1.9	1	0	10	2	0	0	6	5.6
vs Dayton	3/29/14		13	0	2	.000	0	0	.000	2	2	1.000	1	2	3	2.0	2	0	3	1	0	0	2	5.5
vs UConn	4/5/14		15	2	6	.333	0	0	.000	3	4	.750	2	0	2	2.0	4	0	0	4	0	0	7	5.5
2013-14 Totals	32 Games	8	703	57	140	.407	5	35	.143	57	86	.663	9	54	63	2.0	67	2	100	50	5	37	176	5.5

- Went 4-for-4 from the free-throw line and totaled 10 points in the NCAA Tournament win against Albany.
- In the win over UCLA, became just the fourth freshman to dish at least 10 assists in a Sweet Sixteen game, joining Jason Kidd ('93), Keith Gatlin ('84) and Magic Johnson ('78). Hill also grabbed a career-best six boards vs. the Bruins.

Prep

- Earned McDonald's All-American honors and started the game for the East team.
- Led Montverde to the NHSI championship as a senior, assisting on the game-winning basket.
- The team was also named USA Today and PrepNation.com national champions and won the 2012 City of Palms Classic.
- Also helped the team to a runner up NHSI finish in 2012, along with Gator teammate Michael Frazier II.
- Starter on the USA Basketball 2013 Nike Hoop Summit team, tallying four points and four assists.
- Played in the 2013 Jordan Brand Classic and had 12 points, seven assists and five rebounds off the bench for the winning West team.
- Helped Montverde to a 27-2 record as a senior and a 22-5 record as a junior.

Personal

- Has a brother, Dexter.

Hill Miscellaneous Stats

	13-14	14-15	15-16	Career
Times led UF in scoring	0	3	5	8
Times led UF in Rebounds	0	0	0	0
Times led UF in Assists	16	24	13	53
Double figure scoring	3	5	16	24
Double figure assist games	1	2	0	3
Double-Doubles	0	0	0	0
Dunks	0	2	12	14
Charges Drawn	0	0	1	1
First off the Bench	9	0	11	20
Scored UF's First Points	0	4	3	7
Three-Point Plays	0-3	3-7	6-14	9-24

Hill Game Highs

Points

- 2015-16 18, 2x, last vs. Texas A&M (3/11/16)
- Career 20, vs. North Carolina (11/28/14)

Rebounds

- 2015-16 6, 3x, last at Texas A&M (1/12/16)
- Career 8, vs. Arkansas (1/31/15)

Field Goals

- 2015-16 7, 2x, last at Ohio State (3/20/16)
- Career 7, 4x, last at Ohio State (3/20/16)

Field Goal Attempts

- 2015-16/Career 18, at George Washington (3/23/16)

3-Point Field Goals

- 2015-16 2, 4x, last at North Florida (3/15/16)
- Career 2, 5x, last at North Florida (3/15/16)

3-Point FG Attempts

- 2015-16/Career 5, 2x, last at Missouri (3/5/16)

Free Throws

- 2015-16 8, vs. Georgia (1/2/16)
- Career 8, vs. North Carolina (11/28/14)

Free Throw Attempts

- 2015-16/Career 16, vs. Georgia (1/2/16)

Assists

- 2015-16 8, 2x, last vs. Oklahoma St. (12/19/15)
- Career 10, 3x, last at Texas A&M (2/14/15)

Steals

- 2015-16 5, at North Florida (3/15/16)
- Career 5, 2x, last at North Florida (3/15/16)

Blocked Shots

- 2015-16 2, vs. Arkansas (2/3/16)
- Career 2, 2x, last vs. Arkansas (2/3/16)

Minutes Played

- 2015-16 33, at George Washington (3/23/16)
- Career 37, 3x, last at LSU (2/21/15)



KASEY HILL

2014-15	Date	GS	Min	FG	FGA	Pct	3FG	FGA	Pct	FT	FTA	Pct	Off	Def	Tot	Avg	PF	FO	A	TO	Bk	Stl	Pts	Avg
WILLIAM & MARY	11/14/14	*	28	0	3	.000	0	0	.000	3	4	.750	0	4	4	4.0	2	0	3	1	0	2	3	3.0
MIAMI	11/17/14	*	33	1	9	.111	0	1	.000	0	0	.000	1	1	2	3.0	3	0	8	2	0	1	2	2.5
ULM	11/21/14	*	37	2	12	.167	0	1	.000	4	6	.667	0	5	5	3.7	1	0	2	5	0	0	8	4.3
vs Georgetown	11/26/14	*	29	3	7	.429	0	0	.000	2	3	.667	0	1	1	3.0	4	0	1	3	0	0	8	5.3
vs UAB	11/27/14	*	33	3	7	.429	1	2	.500	1	2	.500	0	3	3	3.0	2	0	5	1	0	0	8	5.8
vs North Carolina	11/28/14	*	32	5	12	.417	0	0	.000	10	12	.833	1	2	3	3.0	3	0	2	1	1	1	20	8.2
at Kansas	12/5/14	*	32	2	9	.222	1	3	.333	0	0	.000	0	2	2	2.9	1	0	8	2	0	0	5	7.7
YALE	12/8/14	*	31	4	4	1.000	0	0	.000	0	0	.000	0	0	0	2.5	0	0	10	0	1	3	8	7.8
TEXAS SOUTHERN	12/12/14	*	34	3	6	.500	0	0	.000	0	0	.000	1	2	3	2.6	2	0	7	2	0	0	6	7.6
JACKSONVILLE	12/14/14	*	21	1	3	.333	0	0	.000	0	1	.000	0	1	1	2.4	0	0	3	1	0	0	2	7.0
vs Wake Forest	12/20/14	*	26	2	8	.250	0	1	.000	2	4	.500	0	0	0	2.2	1	0	1	2	0	3	6	6.9
at Florida State	12/30/14	*	32	7	9	.778	0	0	.000	3	3	1.000	1	3	4	2.3	1	0	3	2	0	0	17	7.8
UCONN	1/3/15	*	28	3	6	.500	0	0	.000	1	3	.333	0	1	1	2.2	4	0	4	1	0	0	7	7.7
at South Carolina	1/7/15	*	25	2	5	.400	0	0	.000	5	7	.714	1	0	1	2.1	5	1	1	6	0	0	9	7.8
MISSISSIPPI STATE	1/10/15	*	29	3	8	.375	0	0	.000	1	2	.500	1	1	2	2.1	1	0	7	1	0	2	7	7.7
AUBURN	1/15/15	*	31	5	9	.556	0	0	.000	2	2	1.000	1	4	5	2.3	1	0	7	0	1	3	12	8.0
at Georgia	1/17/15	*	26	3	5	.600	1	1	1.000	1	2	.500	0	0	0	2.2	4	0	3	3	0	0	8	8.0
LSU	1/20/15	*	33	4	9	.444	1	2	.500	0	0	.000	0	1	1	2.1	3	0	4	2	2	2	9	8.1
at Ole Miss	1/24/15	*	21	0	3	.000	0	0	.000	1	4	.250	0	0	0	2.0	4	0	6	4	0	0	1	7.7
at Alabama	1/27/15	*	24	2	3	.667	1	1	1.000	0	0	.000	0	2	2	2.0	2	0	3	2	0	1	5	7.6
ARKANSAS	1/31/15	*	29	1	7	.143	1	3	.333	4	8	.500	0	8	8	2.3	0	0	2	1	0	2	7	7.5
at Vanderbilt	2/3/15	*	20	2	7	.286	0	1	.000	1	2	.500	1	1	2	2.3	3	0	1	1	0	0	5	7.4
KENTUCKY	2/7/15	*	31	5	11	.455	0	1	.000	2	4	.500	1	0	1	2.2	1	0	6	1	0	1	12	7.6
OLE MISS	2/12/15	*	35	3	10	.300	1	3	.333	1	2	.500	1	3	4	2.3	0	0	4	2	1	2	8	7.6
at Texas A&M	2/14/15	*	36	0	7	.000	0	2	.000	0	0	.000	0	6	6	2.4	0	0	10	3	0	0	0	7.3
VANDERBILT	2/18/15	*	30	1	5	.200	0	2	.000	1	4	.250	0	1	1	2.4	1	0	5	5	0	0	3	7.2
at LSU	2/21/15	*	37	4	11	.364	1	3	.333	0	0	.000	1	3	4	2.4	2	0	5	4	1	4	9	7.2
at Mizzou	2/24/15	*	35	2	7	.286	0	1	.000	1	8	.125	1	4	5	2.5	3	0	4	1	0	0	5	7.1
TENNESSEE	2/28/15	*	32	3	5	.600	0	1	.000	1	2	.500	0	0	0	2.4	3	0	8	2	0	1	7	7.1
TEXAS A&M	3/3/15	*	34	1	4	.250	0	0	.000	2	5	.400	0	1	1	2.4	1	0	8	1	0	2	4	7.0
at Kentucky	3/7/15	*	34	7	13	.538	0	0	.000	1	3	.333	1	1	2	2.4	2	0	1	4	0	1	15	7.3
vs Alabama	3/12/15	*	27	1	1	1.000	0	0	.000	0	2	.000	0	2	2	2.4	3	0	3	2	0	1	2	7.1
vs Kentucky	3/13/15	*	35	4	10	.400	0	0	.000	0	0	.000	0	1	1	2.3	3	0	4	4	1	0	8	7.2
2014-15 Totals	33 Games	32	1000	89	235	.379	8	29	.276	50	95	.526	13	64	77	2.3	66	1	149	72	8	32	236	7.2

2015-16	Date	GS	Min	FG	FGA	Pct	3FG	FGA	Pct	FT	FTA	Pct	Off	Def	Tot	Avg	PF	FO	A	TO	Bk	Stl	Pts	Avg
at Navy	11/13/15	*	26	3	7	.429	0	1	.000	2	4	.500	1	3	4	4.0	2	0	5	3	0	2	8	8.0
NORTH CAROLINA A&T	11/16/15	*	21	3	7	.429	1	1	1.000	0	1	.000	0	0	0	2.0	3	0	8	2	0	0	7	7.5
vs Saint Joseph's	11/21/15	*	20	5	10	.500	1	2	.500	2	2	1.000	1	2	3	2.3	5	1	1	2	0	2	13	9.3
vs Purdue	11/22/15	*	22	1	8	.125	0	0	.000	0	2	.000	0	0	0	1.8	2	0	2	1	0	1	2	7.5
VERMONT	11/25/15	*	21	6	10	.600	1	1	1.000	1	2	.500	0	2	2	1.8	2	0	4	0	1	2	14	8.8
FLORIDA GULF COAST	11/27/15	*	26	2	9	.222	0	0	.000	3	5	.600	0	3	3	2.0	2	0	2	2	0	1	7	8.5
RICHMOND	12/1/15	*	21	2	8	.250	1	2	.500	2	2	1.000	1	0	1	1.9	4	0	2	1	0	1	7	8.3
at Miami	12/8/15	*	21	1	7	.143	0	3	.000	2	3	.667	0	0	0	1.6	5	1	1	3	0	1	4	7.8
at Michigan State	12/12/15	*	28	5	11	.455	0	1	.000	3	8	.375	1	5	6	2.1	0	0	1	1	0	4	13	8.3
vs Oklahoma State	12/19/15	*	25	3	6	.500	0	1	.000	1	2	.500	0	3	3	2.2	0	0	8	1	0	0	7	8.2
JACKSONVILLE	12/22/15	*	25	3	5	.600	0	1	.000	3	4	.750	0	5	5	2.5	1	0	6	2	0	2	9	8.3
FLORIDA STATE	12/29/15	*	21	3	7	.429	0	1	.000	4	6	.667	1	2	3	2.5	1	0	2	5	0	0	10	8.4
GEORGIA	1/2/16	*	27	1	6	.167	0	3	.000	8	16	.500	0	6	6	2.8	3	0	4	4	1	4	10	8.5
at Tennessee	1/6/16	*	25	0	7	.000	0	1	.000	1	2	.500	0	1	1	2.6	2	0	5	3	1	1	1	8.0
LSU	1/9/16	*	16	2	7	.286	0	1	.000	2	4	.500	0	3	3	2.7	1	0	0	0	1	3	6	7.9
at Texas A&M	1/12/16	*	25	3	9	.333	0	1	.000	1	4	.250	2	4	6	2.9	1	0	3	2	1	0	7	7.8
at Ole Miss	1/16/16	*	23	3	9	.333	1	3	.333	4	5	.800	1	1	2	2.8	2	0	1	2	0	2	11	8.0
MISSISSIPPI STATE	1/19/16	*	26	2	9	.222	0	0	.000	0	0	.000	1	3	4	2.9	2	0	4	2	1	0	4	7.8
AUBURN	1/23/16	*	26	5	7	.714	1	2	.500	3	3	1.000	0	1	1	2.8	2	0	4	2	0	0	14	8.1
at Vanderbilt	1/26/16	*	28	7	17	.412	2	5	.400	0	0	.000	1	0	1	2.7	3	0	0	2	1	1	16	8.5
WEST VIRGINIA	1/30/16	*	25	1	6	.167	0	1	.000	2	4	.500	1	2	3	2.7	3	0	1	2	0	1	4	8.3
ARKANSAS	2/3/16	*	27	4	7	.571	1	2	.500	2	4	.500	0	2	2	2.7	3	0	2	0	2	2	11	8.4
at Kentucky	2/6/16	*	13	2	7	.286	0	1	.000	0	0	.000	0	0	0	2.6	4	0	1	2	0	0	4	8.2
OLE MISS	2/9/16	*	25	2	7	.286	1	4	.250	5	7	.714	0	3	3	2.6	4	0	6	1	0	3	10	8.3
ALABAMA	2/13/16	*	8	1	3	.333	0	1	.000	0	0	.000	0	1	1	2.5	3	0	0	0	0	1	2	8.0
at Georgia	2/16/16	*	27	3	9	.333	0	3	.000	1	6	.167	0	3	3	2.5	3	0	5	1	0	1	7	8.0
at South Carolina	2/20/16	*	20	0	4	.000	0	1	.000	0	0	.000	0	2	2	2.5	3	0	7	4	0	1	0	7.7
VANDERBILT	2/23/16	*	23	3	5	.600	0	1	.000	2	2	1.000	0	3	3	2.5	2	0	5	3	0	1	8	7.7
at LSU	2/27/16	*	22	6	9	.667	2	3	.667	2	3	.667	0	2	2	2.5	4	0	3	5	1	1	16	8.0
KENTUCKY	3/1/16	*	23	3	8	.375	0	0	.000	2	6	.333	0	2	2	2.5	4	0	4	0	0	2	8	8.0
at Mizzou	3/5/16	*	23	3	6	.500	2	5	.400	1	2	.500	0	0	0	2.4	3	0	1	0	0	1	9	8.0
vs Arkansas	3/10/16	*	26	6	10	.600	1	2	.500	5	9	.556	0	0	0	2.3	1	0	5	3	0	1	18	8.3
vs Texas A&M	3/11/16	*	28	6	11	.545	0	1	.000	6	9	.667	0	3	3	2.4	1	0	2	2	1	2	18	8.6
at North Florida	3/15/16	*	30	6	13	.462	2	4	.500	0	0	.000												

#2 ERIC HESTER

Freshman | Guard | HS | 6-3 | 167 | Clearwater, Florida | Oldsmar Christian



Overview

- The first high school player to commit to UF under head coach Mike White.
- A long guard who boasts a 6-foot-10 wingspan and the motor to be an elite defender.
- Named a top-100 player in USA Today's composite rankings.
- Rated a four-star prospect by Rivals and 247 Sports and a three-star recruit by ESPN and Scout.

Prep

- Helped lead Oldsmar Christian to a runner-up finish in the Sunshine Independent Athletic Association state championship.
- Participated in the UA All-America Camp.

Personal

- Grandparents are Benjamin and Martha Jones.
- Siblings are Amani Karl, Byron and Jada.
- Nickname is E.
- Favorite NBA player is Russell Westbrook.
- Chose Florida because the coaches are great on and off the court, the team is a family, it's close to home and the campus is amazing.
- Takes pride in being a hard worker.
- Also considered Louisville, USF, Virginia Tech and Georgia Tech.

#3 JALEN HUDSON

Junior | Guard | TR | 6-6 | 190 | Richmond, Virginia | Virginia Tech/St. Vincent-St. Mary



Overview

- Played 67 games at Virginia Tech with 27 starts, averaging 7.7 points over two seasons in Blacksburg.
- Shot .432 out of the backcourt and went .500 or better from the field in 29 games at VT.
- Brings good length to the perimeter.

2015-16, Sophomore Season (VT)

- Scored 293 points (8.4 avg.), fourth on the Hokies.
- Posted three 20-point performances, with a season-best 28 points in an overtime victory against Princeton in the NIT. Hudson also tallied 27 vs. Louisville and 23 against North Carolina State.
- Made multiple 3-pointers in eight games, including a 3-for-4 game from long range at Pittsburgh.
- Started 24 of his 35 appearances after totaling three starts as a freshman.
- Shot .500 or better from the field in 14 games.

2014-15, Freshman Season (VT)

- Scored 222 points (6.9 avg.), fourth on the team despite starting only three of his 32 appearances.
- Poured in a career-high 32 points in an ACC Tournament victory vs. Wake Forest, shooting 10-for-10 at the free throw line. Also posted 23 points against a fourth-ranked Duke team.
- Had six games with double-figure scoring.
- Shot .479 from the field and went .500 or better in 15 games.

Prep

- Won two letters at St. Vincent-St. Mary after transferring from Benedictine High School in Richmond prior to his junior year.
- Averaged 18.0 ppg and 5.5 rpg in his senior season.
- Named to the Division II All-Ohio and Northeast Inland District first teams as a senior.
- Helped lead his team to the D-II state finals as a junior, and semifinals as a senior.
- Played AAU with Team Loaded (NC).

Personal

- Has two sisters, Chanel and Briana
- Sister Briana ran track at North Carolina

Hudson Game Highs

All at Virginia Tech

Points	32, vs. Wake Forest (3/10/15)
Rebounds	8, vs. Princeton (3/16/16)
Field Goals	10, 3x, last vs. Princeton (3/16/16)
Field Goal Attempts	21, vs. North Carolina State (1/2/16)
3-Point Field Goals	3, 2x, last at Pittsburgh (1/31/16)
3-Point FG Attempts	5, 7x, last vs. Princeton (3/16/16)
Free Throws	12, vs. Louisville (1/27/16)
Free Throw Attempts	14, vs. Louisville (1/27/16)
Assists	4, 2x, last vs. Miami (3/7/15)
Steals	5, vs. Arkansas-Pine Bluff (12/5/15)
Blocked Shots	2, 3x, last VMI (12/22/14)
Minutes Played	37, vs. Louisville (1/27/16)

Hudson Career Statistics

Year	GP	GS	Min	Avg	Total			3-Point			F-Throw			Rebounds				PF	FO	Ast	TO	Blk	Stl	Pts	Avg
					FG	FGA	Pct	FG	FGA	Pct	FT	FTA	Pct	Off	Def	Tot	Avg								
2014-15 (VT)	32	3	535	16.7	80	167	.479	15	53	.283	47	73	.644	23	40	63	2.0	58	2	37	51	10	17	222	6.9
2015-16 (VT)	35	24	700	20.0	99	247	.401	28	81	.346	67	100	.670	20	59	79	2.3	67	2	21	49	5	21	293	8.4
<i>Virginia Tech Totals</i>	<i>67</i>	<i>27</i>	<i>1235</i>	<i>18.4</i>	<i>179</i>	<i>414</i>	<i>.432</i>	<i>43</i>	<i>134</i>	<i>.321</i>	<i>114</i>	<i>173</i>	<i>.659</i>	<i>43</i>	<i>99</i>	<i>143</i>	<i>2.1</i>	<i>125</i>	<i>4</i>	<i>58</i>	<i>100</i>	<i>15</i>	<i>38</i>	<i>515</i>	<i>7.7</i>

#23 JUSTIN LEON

Senior | Forward | 1L | 6-8 | 206 | Conway, Arkansas | Shawnee (Illinois) C.C./Conway



Overview

- Solid contributor as a part-time starter and regular rotation player in his junior season.
- Has a high motor and great athleticism, regularly praised by head coach Mike White for his consistency in effort.
- Showed an ability to step outside and shoot the 3, despite his unorthodox shooting mechanics.
- Junior college All-American who enrolled at UF for the Fall 2015 semester.

2015-16, Junior Season

- Moved into the starting lineup at the beginning of SEC play due to his max-effort style of play, ultimately starting 11 games.
- Posted seven double-figure scoring games, including each of the final two games of the season.
- Shot 16-for-28 from 3-point range over the Gators' first 12 SEC games before suffering a shooting slump, but bounced back to shoot 6-for-10 beyond the arc in NIT action.
- Had a monster game against LSU, scoring 14 points and grabbing a team-high nine rebounds. Leon also spent most of the game guarding Ben Simmons, helping goad Simmons into eight second-half turnovers including a pair of charging fouls drawn by Leon, who drew three charges total in the game.
- Set a new scoring career high in three straight games: 11 at Tennessee, 14 vs. LSU, then 16 at Texas A&M.

2014-15, Sophomore Season (Shawnee)

- A 2015 junior college All-American, averaging 21.5 points and 10.0 rebounds while shooting .504.

- One of four players in Division I NJCAA to rank in the top 20 in points (16th) and rebounds (20th) last season, Leon recorded 16 double-doubles.
- Scored a season-high 31 points twice, reached 20+ points 20 times and scored double figures in every game, also posting a season best of 19 rebounds.

2013-14, Freshman Season (Shawnee)

- Scored 15.3 points and grabbed 6.3 rebounds while shooting .563 from the field as a freshman, posting nine 20+ scoring games.

Prep

- Played high school basketball at Conway High School, earning 7A All-Conference, All-Region and All-State honors while averaging 13 points and 10 rebounds.

Personal

- Parents are Yolanda Marshall and Arthur Leon.
- Siblings are Gyjoan and Laquita Leon.
- Came to Florida because of his relationship with the coaching staff.
- Favorite NBA player growing up was Allen Iverson.
- Loves to draw in his spare time.

Leon Career Statistics

Year	GP	GS	Min	Avg	Total			3-Point			F-Throw			Rebounds				PF	FO	Ast	TO	Blk	Stl	Pts	Avg
					FG	FGA	Pct	FG	FGA	Pct	FT	FTA	Pct	Off	Def	Tot	Avg								
2015-16	34	11	507	14.9	72	146	.493	25	67	.373	12	26	.462	46	61	107	3.1	52	0	11	21	5	10	181	5.3

Leon SEC Statistics

Year	GP	GS	Min	Avg	Total			3-Point			F-Throw			Rebounds				PF	FO	Ast	TO	Blk	Stl	Pts	Avg
					FG	FGA	Pct	FG	FGA	Pct	FT	FTA	Pct	Off	Def	Tot	Avg								
2015-16	18	11	328	18.2	46	91	.505	17	42	.405	7	19	.368	28	37	65	3.6	31	0	7	18	3	4	116	6.4

JUSTIN LEON

Leon Game-By-Game

2015-16	Date	GS	Min	FG	FGA	Pct	3FG	FGA	Pct	FT	FTA	Pct	Off	Def	Tot	Avg	PF	FO	A	TO	Blk	Stl	Pts	Avg
NORTH CAROLINA A&T	11/16/15		14	1	2	.500	0	1	.000	2	2	1.000	0	5	5	5.0	0	0	0	0	0	1	4	4.0
vs Saint Joseph's	11/21/15		10	2	3	.667	1	2	.500	0	0	.000	1	1	2	3.5	1	0	0	0	0	0	5	4.5
vs Purdue	11/22/15		3	0	2	.000	0	2	.000	0	0	.000	0	0	0	2.3	2	0	0	0	0	1	0	3.0
VERMONT	11/25/15		8	3	4	.750	1	2	.500	0	0	.000	2	1	3	2.5	2	0	0	0	0	1	7	4.0
FLORIDA GULF COAST	11/27/15		6	1	1	1.000	0	0	.000	0	0	.000	1	1	2	2.4	0	0	0	0	1	0	2	3.6
RICHMOND	12/1/15		7	1	2	.500	0	0	.000	0	1	.000	0	1	1	2.2	1	0	0	0	0	0	2	3.3
at Miami	12/8/15		7	1	3	.333	0	1	.000	0	0	.000	2	1	3	2.3	1	0	0	0	0	1	2	3.1
at Michigan State	12/12/15		7	0	1	.000	0	0	.000	1	2	.500	1	0	1	2.1	0	0	1	0	0	0	1	2.9
vs Oklahoma State	12/19/15		3	0	1	.000	0	1	.000	0	0	.000	0	1	1	2.0	2	0	0	0	0	0	0	2.6
JACKSONVILLE	12/22/15		12	1	2	.500	0	1	.000	0	0	.000	0	1	1	1.9	1	0	0	1	0	0	2	2.5
FLORIDA STATE	12/29/15		5	0	0	.000	0	0	.000	0	0	.000	0	0	0	1.7	0	0	0	0	0	1	0	2.3
GEORGIA	1/2/16	*	20	2	5	.400	1	2	.500	0	2	.000	1	1	2	1.8	2	0	0	3	0	0	5	2.5
at Tennessee	1/6/16	*	18	4	6	.667	3	5	.600	0	0	.000	1	1	2	1.8	2	0	0	1	0	0	11	3.2
LSU	1/9/16	*	25	6	8	.750	2	3	.667	0	1	.000	4	5	9	2.3	4	0	0	1	0	0	14	3.9
at Texas A&M	1/12/16	*	21	7	8	.875	2	2	1.000	0	2	.000	2	2	4	2.4	4	0	0	1	1	0	16	4.7
at Ole Miss	1/16/16	*	21	2	6	.333	2	5	.400	0	0	.000	1	2	3	2.4	1	0	0	2	0	1	6	4.8
MISSISSIPPI STATE	1/19/16	*	23	3	7	.429	1	4	.250	1	4	.250	1	7	8	2.8	1	0	1	2	0	0	8	5.0
AUBURN	1/23/16	*	23	3	3	1.000	2	2	1.000	0	0	.000	0	2	2	2.7	3	0	0	1	0	1	8	5.2
at Vanderbilt	1/26/16	*	3	0	2	.000	0	0	.000	1	2	.500	0	0	0	2.6	0	0	0	0	0	0	1	4.9
ARKANSAS	2/3/16		12	2	2	1.000	1	1	1.000	2	2	1.000	1	4	5	2.7	0	0	0	2	0	0	7	5.1
at Kentucky	2/6/16		13	0	0	.000	0	0	.000	0	1	.000	2	0	2	2.7	2	0	1	1	0	0	0	4.8
OLE MISS	2/9/16	*	15	1	3	.333	0	0	.000	0	0	.000	0	4	4	2.7	2	0	0	2	0	0	2	4.7
ALABAMA	2/13/16		21	4	11	.364	2	4	.500	0	0	.000	4	1	5	2.8	1	0	0	0	0	0	10	4.9
at Georgia	2/16/16	*	23	2	7	.286	0	3	.000	1	2	.500	5	3	8	3.0	1	0	1	1	1	1	5	4.9
at South Carolina	2/20/16	*	25	2	5	.400	0	3	.000	0	0	.000	0	1	1	3.0	3	0	3	0	0	0	4	4.9
VANDERBILT	2/23/16		21	6	9	.667	1	2	.500	2	3	.667	3	2	5	3.0	2	0	1	0	1	0	15	5.3
at LSU	2/27/16		20	2	4	.500	0	2	.000	0	0	.000	1	0	1	3.0	2	0	0	1	0	1	4	5.2
KENTUCKY	3/1/16		9	0	1	.000	0	1	.000	0	0	.000	2	0	2	2.9	0	0	0	0	0	0	0	5.0
at Mizzou	3/5/16		15	0	4	.000	0	3	.000	0	0	.000	0	2	2	2.9	1	0	0	0	0	0	0	4.9
vs Arkansas	3/10/16		15	1	3	.333	0	2	.000	0	0	.000	1	1	2	2.9	2	0	0	0	0	0	2	4.8
vs Texas A&M	3/11/16		19	3	8	.375	0	3	.000	0	0	.000	2	2	4	2.9	2	0	0	0	0	0	6	4.8
at North Florida	3/15/16		22	3	7	.429	3	5	.600	0	0	.000	1	2	3	2.9	0	0	3	1	0	0	9	4.9
at Ohio State	3/20/16		17	5	9	.556	2	3	.667	0	0	.000	5	2	7	3.0	3	0	0	0	1	0	12	5.2
at George Washington	3/23/16		24	4	7	.571	1	2	.500	2	2	1.000	2	5	7	3.1	4	0	0	1	0	1	11	5.3
2015-16 Totals	34 Games	11	507	72	146	.493	25	67	.373	12	26	.462	46	61	107	3.1	52	0	11	21	5	10	181	5.3

Leon Game Highs

Points	16, at Texas A&M (1/12/16)
Rebounds	9, vs. LSU (1/9/16)
Field Goals	7, at Texas A&M (1/12/16)
Field Goal Attempts	11, vs. Alabama (2/13/16)
3-Point Field Goals	3, 2x, last at North Florida (3/15/16)
3-Point FG Attempts	5, 3x, last at North Florida (3/15/16)
Free Throws	2, 2x, last at G. Washington (3/23/16)
Free Throw Attempts	4, vs. Mississippi State (1/19/16)
Assists	3, 2x, last at North Florida (3/15/16)
Steals	1, 9x, last at G. Washington (3/23/16)
Blocked Shots	1, 3x, last at Georgia (2/16/16)
Minutes Played	25, 2x, last at So. Carolina (2/20/16)

Leon Miscellaneous Stats

	15-16	Career
Times led UF in scoring	2	2
Times led UF in Rebounds	2	2
Times led UF in Assists	0	0
Double figure scoring	7	7
Double figure rebounding games	0	0
Double-Doubles	0	0
Dunks	13	13
Charges Drawn	6	6
First off the Bench	7	7
Scored UF's First Points	3	3
Three-Point Plays	1-2	1-2



#32 SCHUYLER RIMMER

Senior | Center | 1L | 6-10 | 249 | Orlando, Fla. | Stanford/Boone



Overview

- Provided additional frontcourt depth off the bench for the Gators, including 21 critical minutes in the win vs. ninth-ranked West Virginia.
- Mid-year transfer from Stanford in 2014-15, given a waiver to compete at the beginning of the 2015-16 season.
- Averaged 0.5 points and 0.7 rebounds in 16 career games with the Cardinal.
- Big man who is most at home in the post, but also has a mid-range jump shot.

2015-16, Junior Season

- Appeared in 25 games and shot .433 from the floor.
- Played 21 minutes and grabbed six rebounds in the win vs. No. 9 West Virginia.
- Scored a personal-best nine points vs. North Carolina A&T.

2014-15, Sophomore Season (Stanford/Florida)

- Appeared in two games for Stanford before transferring to UF for the Spring 2015 semester.
- Worked on Florida's scout team during the second half of the season.

2013-14, Freshman Season (Stanford)

- Participated in 14 games, all off the bench.
- 3-9 from the field with nine rebounds.
- Made his collegiate debut against Northwestern.
- Scored first collegiate basket against Texas Southern.
- Played season-high 16 minutes against South Dakota State.

Rimmer Career Statistics

Year	GP	GS	Min	Avg	Total			3-Point			F-Throw			Rebounds				PF	FO	Ast	TO	Blk	Stl	Pts	Avg
					FG	FGA	Pct	FG	FGA	Pct	FT	FTA	Pct	Off	Def	Tot	Avg								
2013-14 (Stanford)	14	0	69	4.9	3	9	.333	0	0	.000	1	7	.143	1	8	9	0.6	11	0	0	5	1	0	7	0.5
2014-15 (Stanford)	2	0	6	3.0	0	0	.000	0	0	.000	1	2	.500	1	1	2	1.0	0	0	0	0	0	1	0.5	
<i>Stanford Totals</i>	<i>16</i>	<i>0</i>	<i>75</i>	<i>4.7</i>	<i>3</i>	<i>9</i>	<i>.333</i>	<i>0</i>	<i>0</i>	<i>.000</i>	<i>2</i>	<i>9</i>	<i>.222</i>	<i>2</i>	<i>9</i>	<i>11</i>	<i>0.7</i>	<i>11</i>	<i>0</i>	<i>0</i>	<i>5</i>	<i>1</i>	<i>0</i>	<i>8</i>	<i>0.5</i>
2015-16	25	0	162	6.2	13	30	.433	1	1	1.000	9	10	.900	10	20	30	1.2	25	0	3	7	5	0	36	1.4
<i>Combined Totals</i>	<i>41</i>	<i>0</i>	<i>237</i>	<i>5.8</i>	<i>16</i>	<i>39</i>	<i>.410</i>	<i>1</i>	<i>1</i>	<i>1.000</i>	<i>11</i>	<i>19</i>	<i>.579</i>	<i>12</i>	<i>29</i>	<i>41</i>	<i>1.0</i>	<i>36</i>	<i>0</i>	<i>3</i>	<i>12</i>	<i>6</i>	<i>0</i>	<i>44</i>	<i>1.1</i>

Rimmer SEC Statistics

Year	GP	GS	Min	Avg	Total			3-Point			F-Throw			Rebounds				PF	FO	Ast	TO	Blk	Stl	Pts	Avg
					FG	FGA	Pct	FG	FGA	Pct	FT	FTA	Pct	Off	Def	Tot	Avg								
2015-16	11	0	52	4.7	2	8	.250	0	0	.000	4	4	1.000	3	4	7	0.6	11	0	1	2	3	0	8	0.7

SCHUYLER RIMMER

Rimmer Game-By-Game

2015-16	Date	GS	Min	FG	FGA	Pct	3FG	FGA	Pct	FT	FTA	Pct	Off	Def	Tot	Avg	PF	FO	A	TO	Blk	Stl	Pts	Avg
at Navy	11/13/15		14	3	3	1.000	0	0	.000	0	0	.000	2	2	4	4.0	2	0	0	1	0	0	6	6.0
NORTH CAROLINA A&T	11/16/15		10	4	6	.667	1	1	1.000	0	0	.000	2	2	4	4.0	1	0	0	1	1	0	9	7.5
vs Saint Joseph's	11/21/15		9	0	1	.000	0	0	.000	0	0	.000	0	1	1	3.0	3	0	1	0	0	0	0	5.0
vs Purdue	11/22/15		4	0	0	.000	0	0	.000	0	0	.000	0	0	0	2.3	1	0	0	0	0	0	0	3.8
VERMONT	11/25/15		7	1	2	.500	0	0	.000	2	2	1.000	1	1	2	2.2	0	0	0	1	0	0	4	3.8
FLORIDA GULF COAST	11/27/15		3	0	1	.000	0	0	.000	0	0	.000	1	0	1	2.0	0	0	0	0	0	0	0	3.2
RICHMOND	12/1/15		5	1	1	1.000	0	0	.000	0	0	.000	0	2	2	2.0	0	0	0	0	0	0	2	3.0
at Miami	12/8/15		1	0	0	.000	0	0	.000	0	0	.000	0	1	1	1.9	0	0	0	0	0	0	0	2.6
at Michigan State	12/12/15		9	0	2	.000	0	0	.000	0	0	.000	0	1	1	1.8	3	0	0	0	0	0	0	2.3
LSU	1/9/16		8	0	0	.000	0	0	.000	2	2	1.000	0	1	1	1.7	2	0	0	0	0	0	2	2.3
at Texas A&M	1/12/16		5	0	1	.000	0	0	.000	0	0	.000	1	0	1	1.6	1	0	0	0	1	0	0	2.1
AUBURN	1/23/16		3	1	1	1.000	0	0	.000	0	0	.000	0	0	0	1.5	0	0	0	0	0	0	2	2.1
at Vanderbilt	1/26/16		5	0	1	.000	0	0	.000	2	2	1.000	0	1	1	1.5	1	0	0	0	0	0	2	2.1
WEST VIRGINIA	1/30/16		21	0	2	.000	0	0	.000	2	2	1.000	1	5	6	1.8	2	0	1	1	1	0	2	2.1
ARKANSAS	2/3/16		11	1	3	.333	0	0	.000	0	0	.000	1	0	1	1.7	4	0	1	0	1	0	2	2.1
at Kentucky	2/6/16		1	0	0	.000	0	0	.000	0	0	.000	0	0	0	1.6	0	0	0	0	0	0	0	1.9
OLE MISS	2/9/16		2	0	0	.000	0	0	.000	0	0	.000	0	0	0	1.5	1	0	0	0	0	0	0	1.8
ALABAMA	2/13/16		1	0	0	.000	0	0	.000	0	0	.000	0	1	1	1.5	1	0	0	0	0	0	0	1.7
at Georgia	2/16/16		13	0	1	.000	0	0	.000	0	0	.000	1	1	2	1.5	0	0	0	0	1	0	0	1.6
at South Carolina	2/20/16		2	0	0	.000	0	0	.000	0	0	.000	0	0	0	1.5	1	0	0	2	0	0	0	1.6
VANDERBILT	2/23/16		1	0	1	.000	0	0	.000	0	0	.000	0	0	0	1.4	0	0	0	0	0	0	0	1.5
vs Texas A&M	3/11/16		5	0	2	.000	0	0	.000	0	0	.000	0	0	0	1.3	0	0	0	0	0	0	0	1.4
at North Florida	3/15/16		4	2	2	1.000	0	0	.000	1	2	.500	0	0	0	1.3	0	0	0	0	0	0	5	1.6
at Ohio State	3/20/16		12	0	0	.000	0	0	.000	0	0	.000	0	0	0	1.2	1	0	0	1	0	0	0	1.5
at George Washington	3/23/16		6	0	0	.000	0	0	.000	0	0	.000	0	1	1	1.2	1	0	0	0	0	0	0	1.4
2015-16 Totals	25 Games	0	162	13	30	.433	1	1	1.000	9	10	.900	10	20	30	1.2	25	0	3	7	5	0	36	1.4

Rimmer Miscellaneous Stats

	15-16	Career
Times led UF in scoring	0	0
Times led UF in Rebounds	1	1
Times led UF in Assists	0	0
Double figure scoring	0	0
Double figure rebounding games	0	0
Double-Doubles	0	0
Dunks	1	1
Charges Drawn	0	0
First off the Bench	4	4
Scored UF's First Points	0	0
Three-Point Plays	0-0	0-0

Rimmer Game Highs

2013-14 and 2014-15 games while at Stanford

Points	2015-16/UF/Career	9, vs. North Carolina A&T (11/16/15)
Rebounds	2015-16/UF/Career	6, vs. West Virginia (1/30/16)
Field Goals	2015-16/UF/Career	4, vs. North Carolina A&T (11/16/15)
Field Goal Attempts	2015-16/UF/Career	6, vs. North Carolina A&T (11/16/15)
3-Point Field Goals	2015-16/UF/Career	1, vs. North Carolina A&T (11/16/15)
3-Point FG Attempts	2015-16/UF/Career	1, vs. North Carolina A&T (11/16/15)
Free Throws	2015-16/UF/Career	2, 4x, last vs. West Virginia (1/30/16)
Free Throw Attempts	2015-16/UF	2, 5x, last at North Florida (3/15/16)
	Career	2, 9x, last at North Florida (3/15/16)
Assists	2015-16/UF/Career	1, 3x, last vs. Arkansas (2/3/16)
Steals	Career	---
Blocked Shots	2015-16/UF	1, 4x, last at Georgia (2/16/16)
	Career	1, 5x, last at Georgia (2/16/16)
Minutes Played	2015-16/UF/Career	21, vs. West Virginia (1/30/16)

Prep

- 2013 graduate of Boone High School in Orlando, Fla.
- Totaled 1,500 points and 1,100 rebounds during his career.
- As a senior, averaged 15.0 points, 13.5 rebounds and 4.5 blocks per game.
- Also in his final season, was named first team all-state, first team all-county, first team all-metro.
- Led the Braves to back-to-back metro conference championships.
- Averaged 16.4 points, 14.0 rebounds and 3.0 blocks per game as a junior while receiving all-state 8A accolades.
- Two-time All-Central Florida and all-conference honoree.
- Guided the Braves to their first regional appearance in the postseason in eight years.

Personal

- Born in Tampa, Fla., but lived in Orlando since he was three.
- Parents are Todd and Liz.
- Has two sisters, Camille and Kerry Grace.

#1 DEVIN ROBINSON

Junior | Forward | 2L | 6-8 | 200 | Chesterfield, Va. | Christchurch School



Overview

- Noted by head coach Mike White as one of the Gators' most improved players of 2015-16 with plenty of room for further growth.
- Named to the 2015 SEC All-Freshman team.
- Robinson brings length to the wing, with the ability to put the ball on the floor or pull up for a 3-pointer.
- Playmaker whose size can cause matchup problems at the three position.
- Rated a five-star prospect by ESPN and Rivals, ranked 20th nationally by Rivals 23rd in the ESPN100.

2015-16, Sophomore Season

- Earned career highs in points (17), blocks (3), 3-pointers (3) and minutes (40) in the Gators' overtime loss at South Carolina.

- Had 15 points on 5-for-7 shooting and drew three charges off the bench in the win vs. Ole Miss, putting on what head coach Mike White called the best performance of Robinson's Gator career.
- Against Richmond, Robinson (12 points, 13 rebounds) and John Egbunu (17 points, 14 rebounds) were the first Gator teammates to put up double-doubles in the same game since Vernon Macklin and Alex Tyus did so vs. Jacksonville in 2010. Notched two double-doubles in the first three games of the season, both coming off the bench. Robinson is the first Gator since Marreese Speights in 2006-07 to record multiple double-doubles off the bench in a season. Speights, Matt Bonner (2000-01) and Donnell Harvey (1999-2000) were the only Gators to do so under Billy Donovan.
- Posted his first career double-double at Navy, coming off the bench for 13 points and 10 rebounds. The rebounding total marked a new career high.

Robinson Career Statistics

Year	GP	GS	Min	Avg	FG	FGA	Pct	FG	FGA	Pct	FT	FTA	Pct	Off	Def	Tot	Avg	PF	FO	Ast	TO	Blk	Stl	Pts	Avg
2014-15	33	17	628	19.0	78	194	.402	21	82	.256	35	55	.636	27	65	92	2.8	57	2	23	31	13	17	212	6.4
2015-16	36	18	832	23.1	114	249	.458	36	106	.340	59	78	.756	61	140	201	5.6	87	3	17	29	21	18	323	9.0
Totals	69	35	1460	21.2	192	443	.433	57	188	.303	94	133	.707	88	205	293	4.2	144	5	40	60	34	35	535	7.8

Robinson SEC Statistics

Year	GP	GS	Min	Avg	Total			3-Point			F-Throw			Rebounds				PF	FO	Ast	TO	Blk	Stl	Pts	Avg
					FG	FGA	Pct	FG	FGA	Pct	FT	FTA	Pct	Off	Def	Tot	Avg								
2014-15	18	10	343	19.1	48	110	.436	10	39	.256	16	26	.615	16	34	50	2.8	28	0	11	19	6	9	122	6.8
2015-16	18	5	391	21.7	50	105	.476	22	46	.478	30	40	.750	26	54	80	4.4	45	1	8	14	13	13	152	8.4
Totals	36	15	734	20.4	98	215	.456	32	85	.376	46	66	.697	42	88	130	3.6	73	1	19	33	19	22	274	7.6

DEVIN ROBINSON

Robinson Game-By-Game

2014-15	Date	GS	Min	FG	FGA	Pct	3FG	FGA	Pct	FT	FTA	Pct	Off	Def	Tot	Avg	PF	FO	A	TO	Bk	Stl	Pts	Avg
WILLIAM & MARY	11/14/14		16	3	8	.375	0	3	.000	1	3	.333	0	4	4	4.0	1	0	0	0	1	0	7	7.0
MIAMI	11/17/14		16	1	3	.333	1	3	.333	1	2	.500	0	1	1	2.5	2	0	1	2	1	2	4	5.5
ULM	11/21/14	*	21	1	5	.200	0	4	.000	0	0	.000	0	3	3	2.7	2	0	0	1	0	0	2	4.3
vs Georgetown	11/26/14	*	18	2	9	.222	1	5	.200	0	0	.000	2	1	3	2.8	2	0	0	0	1	0	5	4.5
vs UAB	11/27/14		6	0	3	.000	0	1	.000	0	0	.000	0	1	1	2.4	0	0	0	0	0	0	0	3.6
vs North Carolina	11/28/14		20	1	4	.250	1	2	.500	4	4	1.000	2	1	3	2.5	5	1	0	0	1	0	7	4.2
at Kansas	12/5/14	*	28	4	9	.444	2	3	.667	3	4	.750	2	3	5	2.9	5	1	0	4	1	1	13	5.4
YALE	12/8/14	*	30	4	9	.444	1	3	.333	0	1	.000	3	3	6	3.3	0	0	1	2	0	1	9	5.9
TEXAS SOUTHERN	12/12/14	*	22	5	7	.714	2	3	.667	3	3	1.000	2	2	4	3.3	4	0	2	1	0	1	15	6.9
JACKSONVILLE	12/14/14	*	18	1	3	.333	1	3	.333	0	0	.000	0	3	3	3.3	1	0	3	1	0	0	3	6.5
vs Wake Forest	12/20/14	*	16	2	6	.333	0	3	.000	0	0	.000	0	4	4	3.4	1	0	3	1	1	1	4	6.3
at Florida State	12/30/14		27	1	7	.143	0	5	.000	1	2	.500	0	1	1	3.2	3	0	1	0	0	2	3	6.0
UCONN	1/3/15		12	2	4	.500	1	3	.333	0	1	.000	0	1	1	3.0	1	0	1	0	0	0	5	5.9
at South Carolina	1/7/15	*	17	1	5	.200	0	2	.000	2	2	1.000	0	3	3	3.0	3	0	2	2	0	1	4	5.8
MISSISSIPPI STATE	1/10/15	*	22	5	9	.556	1	3	.333	1	1	1.000	0	2	2	2.9	0	0	2	0	0	2	12	6.2
AUBURN	1/15/15	*	10	1	2	.500	0	0	.000	0	0	.000	1	0	1	2.8	3	0	0	0	0	0	2	5.9
at Georgia	1/17/15	*	19	4	7	.571	1	1	1.000	2	3	.667	2	1	3	2.8	0	0	0	2	0	1	11	6.2
LSU	1/20/15	*	15	2	5	.400	0	1	.000	2	4	.500	0	1	1	2.7	1	0	0	1	0	0	6	6.2
at Ole Miss	1/24/15		19	2	4	.500	1	2	.500	0	1	.000	0	1	1	2.6	1	0	1	0	0	0	5	6.2
at Alabama	1/27/15		17	2	6	.333	0	1	.000	0	0	.000	2	1	3	2.7	1	0	0	0	0	0	4	6.1
ARKANSAS	1/31/15		10	1	3	.333	0	2	.000	1	2	.500	0	0	0	2.5	1	0	0	0	0	0	3	5.9
at Vanderbilt	2/3/15		13	1	6	.167	0	0	.000	0	2	.000	0	1	1	2.5	1	0	0	0	0	0	2	5.7
KENTUCKY	2/7/15		6	1	2	.500	0	0	.000	0	0	.000	1	0	1	2.4	2	0	1	3	1	1	2	5.6
OLE MISS	2/12/15	*	31	6	9	.667	2	4	.500	0	0	.000	1	6	7	2.6	1	0	3	0	2	1	14	5.9
at Texas A&M	2/14/15	*	21	0	4	.000	0	4	.000	0	0	.000	1	0	1	2.5	4	0	0	1	0	0	0	5.7
VANDERBILT	2/18/15	*	21	5	10	.500	0	1	.000	2	3	.667	2	4	6	2.7	2	0	0	1	0	0	12	5.9
at LSU	2/21/15	*	33	5	13	.385	1	4	.250	1	2	.500	1	6	7	2.8	4	0	1	4	1	1	12	6.1
at Mizzou	2/24/15	*	33	5	12	.417	2	6	.333	2	2	1.000	3	3	6	2.9	1	0	0	2	2	0	14	6.4
TENNESSEE	2/28/15		17	2	4	.500	1	3	.333	2	3	.667	1	0	1	2.9	1	0	1	1	0	0	7	6.4
TEXAS A&M	3/3/15		23	4	7	.571	1	4	.250	1	1	1.000	1	3	4	2.9	2	0	0	0	0	2	10	6.6
at Kentucky	3/7/15		16	1	2	.500	0	1	.000	0	0	.000	0	2	2	2.9	0	0	0	2	0	0	2	6.4
vs Alabama	3/12/15		16	2	3	.667	1	2	.500	5	6	.833	0	1	1	2.8	0	0	0	0	0	0	10	6.5
vs Kentucky	3/13/15		19	1	4	.250	0	0	.000	1	3	.333	0	2	2	2.8	2	0	0	0	1	0	3	6.4
2014-15 Totals	33 Games	17	628	78	194	.402	21	82	.256	35	55	.636	27	65	92	2.8	57	2	23	31	13	17	212	6.4

2015-16	Date	GS	Min	FG	FGA	Pct	3FG	FGA	Pct	FT	FTA	Pct	Off	Def	Tot	Avg	PF	FO	A	TO	Bk	Stl	Pts	Avg
at Navy	11/13/15		28	5	10	.500	1	5	.200	2	3	.667	3	7	10	10.0	2	0	0	2	2	0	13	13.0
NORTH CAROLINA A&T	11/16/15		22	5	9	.556	2	5	.400	3	3	1.000	2	5	7	8.5	0	0	0	1	1	1	15	14.0
vs Saint Joseph's	11/21/15		26	5	10	.500	1	4	.250	1	2	.500	5	5	10	9.0	2	0	1	0	0	0	12	13.3
vs Purdue	11/22/15		23	2	7	.286	1	3	.333	0	0	.000	1	3	4	7.8	2	0	0	1	0	0	5	11.3
VERMONT	11/25/15	*	24	5	9	.556	2	5	.400	3	4	.750	2	6	8	7.8	2	0	0	0	0	0	15	12.0
FLORIDA GULF COAST	11/27/15	*	24	2	8	.250	1	6	.167	1	2	.500	0	4	4	7.2	4	0	0	0	1	2	6	11.0
RICHMOND	12/1/15	*	24	4	10	.400	0	2	.000	4	5	.800	4	9	13	8.0	1	0	0	2	1	0	12	11.1
at Miami	12/8/15	*	30	5	10	.500	0	1	.000	1	1	1.000	1	5	6	7.8	3	0	2	0	0	0	11	11.1
at Michigan State	12/12/15	*	31	5	9	.556	0	3	.000	0	0	.000	4	5	9	7.9	2	0	0	2	0	0	10	11.0
vs Oklahoma State	12/19/15	*	22	4	6	.667	2	3	.667	3	4	.750	2	4	6	7.7	3	0	0	1	1	1	13	11.2
JACKSONVILLE	12/22/15	*	20	5	9	.556	1	2	.500	1	2	.500	2	3	5	7.5	1	0	0	0	0	0	12	11.3
FLORIDA STATE	12/29/15	*	22	2	7	.286	0	4	.000	2	3	.667	2	5	7	7.4	0	0	0	1	0	0	6	10.8
GEORGIA	1/2/16		10	3	3	1.000	2	2	1.000	5	7	.714	1	1	2	7.0	1	0	0	0	0	0	13	11.0
at Tennessee	1/6/16		20	5	8	.625	2	4	.500	1	2	.500	2	4	6	6.9	3	0	0	0	0	1	13	11.1
LSU	1/9/16		18	2	5	.400	0	3	.000	0	0	.000	2	2	4	6.7	4	0	0	0	0	0	4	10.7
at Texas A&M	1/12/16		16	2	6	.333	1	5	.200	0	0	.000	0	1	1	6.4	3	0	0	2	1	0	5	10.3
at Ole Miss	1/16/16		18	1	3	.333	0	0	.000	3	4	.750	1	2	3	6.2	3	0	1	0	1	0	5	10.0
MISSISSIPPI STATE	1/19/16		19	4	6	.667	2	2	1.000	1	2	.500	3	2	5	6.1	1	0	1	1	0	1	11	10.1
AUBURN	1/23/16		19	1	7	.143	0	0	.000	2	2	1.000	2	6	8	6.2	3	0	1	3	1	2	4	9.7
at Vanderbilt	1/26/16		13	0	3	.000	0	1	.000	0	0	.000	2	1	3	6.1	3	0	0	0	0	0	0	9.3
WEST VIRGINIA	1/30/16		20	2	3	.667	0	1	.000	3	4	.750	2	3	5	6.0	0	0	1	0	1	0	7	9.1
ARKANSAS	2/3/16		18	1	2	.500	0	1	.000	0	0	.000	0	2	2	5.8	1	0	0	1	1	0	2	8.8
at Kentucky	2/6/16		18	3	6	.500	1	1	1.000	1	2	.500	1	3	4	5.7	4	0	0	1	0	1	8	8.8
OLE MISS	2/9/16		28	5	7	.714	2	3	.667	3	5	.600	4	1	5	5.7	3	0	2	2	1	1	15	9.0
ALABAMA	2/13/16	*	26	0	5	.000	0	3	.000	2	2	1.000	2	10	12	6.0	2	0	0	1	1	2	2	8.8
at Georgia	2/16/16		21	2	5	.400	1	3	.333	0	0	.000	1	5	6	6.0	1	0	1	0	1	0	5	8.6
at South Carolina	2/20/16		40	6	11	.545	3	6	.500	2	2	1.000	3	5	8	6.0	0	0	1	0	3	1	17	8.9
VANDERBILT	2/23/16	*	22	4	5	.800	1	1	1.000	2	2	1.000	0	0	0	5.8	4	0	0	2	2	0	11	9.0
at LSU	2/27/16	*	29	5	10	.500	4	5	.800	1	2	.500	0	2	2	5.7	1	0	1	0	0	4	15	9.2
KENTUCKY	3/1/16	*	32	3	7	.429	2	2	1.000	3	4	.750	1	3	4	5.6	5	1	0	0	1	0	11	9.3
at Mizzou	3/5/16	*	24	3	6	.500	1	4	.250	4	4	1.000	1	4	5	5.6	3	0	0	1	0	0	11	9.3
vs Arkansas	3/10/16	*	29	3	8	.375	2	4	.500	0	0	.000	0	7	7	5.7	4	0	1	1	0	0	8	9.3
vs Texas A&M	3/11/16	*	30	4	11	.364	0	4	.000	2	2	1.000	3	4	7	5.7	3	0	0	1	0	1	10	9.3

DEVIN ROBINSON



2014-15, Freshman Season

- Averaged 6.4 points and 2.4 rebounds per game and was named to the SEC All-Freshman team.
- Posted 10 games with double-figure scoring, including six within the final 10 games of the season.
- Scored a season-high 15 vs. Texas Southern and an SEC-high 14 vs. Ole Miss and at Missouri.
- Had four games with multiple 3-pointers made.
- His 17 starts ranked the 10th most for a freshman under Billy Donovan.

Prep

- Named Virginia Prep League Player of the Year while helping Christchurch to a 20-9 record in 2013-14, including a runner-up finish in the VISAA Division II State Championship.
- Averaged 24 points, 10 rebounds, three blocks and two assists per game.
- Coached by Ben Thompson.

Personal

- Chose Florida over Oklahoma State, UConn, Indiana and Notre Dame because of the great people, weather and athletic program.
- Favorite basketball player is Kevin Durant because of how he carries himself on and off the court.
- Hopes to play in the NBA and be a role model for kids.

Robinson Game Highs

Points	
2015-16/Career	17, at South Carolina (2/20/16)
Rebounds	
2015-16/Career	13, vs. Richmond (12/1/15)
Field Goals	
2015-16	6, at South Carolina (2/20/16)
Career	6, 2x, last at South Carolina (2/20/16)
Field Goal Attempts	
2015-16	11, 2x, last vs. Texas A&M (3/11/16)
Career	13, at LSU (2/21/15)
3-Point Field Goals	
2015-16/Career	4, at LSU (2/27/16)
3-Point FG Attempts	
2015-16	6, 2x, last at South Carolina (2/20/16)
Career	6, 3x, last at South Carolina (2/20/16)
Free Throws	
2015-16	5, vs. Georgia (1/2/16)
Career	5, 2x, last vs. Georgia (1/2/16)
Free Throw Attempts	
2015-16	6, vs. Georgia (1/2/16)
Career	6, 2x, last vs. Georgia (1/2/16)
Assists	
2015-16	3, at Ohio State (3/20/16)
Career	3, 4x, last at Ohio State (3/20/16)
Steals	
2015-16/Career	4, at LSU (2/27/16)
Blocked Shots	
2015-16/Career	3, at South Carolina (2/20/16)
Minutes Played	
2015-16/Career	40, at South Carolina (2/20/16)

Robinson Miscellaneous Stats

	14-15	15-16	Career
Times led UF in scoring	6	2	8
Times led UF in Rebounds	4	6	10
Times led UF in Assists	0	0	0
Double figure scoring	10	20	30
Double figure rebound games	0	4	4
Double-Doubles	0	3	3
Dunks	18	18	36
Charges Drawn	3	6	9
First off the Bench	4	5	9
Scored UF's First Points	4	3	7
Three-Point Plays	5-10	10-10	15-20

#25 KEITH STONE

Freshman (R) | Forward | SQ | 6-8 | 240 | Deerfield Beach, Florida | Zion Lutheran



Overview

- Strong wing player with the size and strength to compete on the interior.
- Rated a four-star prospect by ESPN and a three-star by Rivals.
- ESPN.com bottom line: "Stone is a combination forward that is a tough cover. He can make plays from almost anywhere inside the arc. Stone is just scratching the surface of how good he can become. When Stone is locked in and competing he has a high major game to go along with his terrific scoring package."

2015-16, Freshman Season

- Took a redshirt to spend the season gaining strength and practice reps.
- Competed on the scout team in the role of the opponent's primary scorer.

Prep

- Solid driver with great touch around the rim.
- Helped Zion Lutheran to a 20-8 record and a 2A regional semifinal appearance during his senior year.
- Named first-team Class 2A All-State as a senior by the Florida Association of Basketball Coaches.

Personal

- Parents are Julia Nero and William Stone.
- Siblings are Jeremy, Daniel and Kira Stone.
- Nicknamed Smooth.
- Came to Florida because he's a Florida boy.
- Also considered Virginia Tech and VCU.

2015-16 NOTES



Mike White tied the Florida record for most wins in a season by a first-year coach with 21, leading the Gators to a five-win improvement over the previous season.

2015-16 Notes & Facts

- Florida posted a five-win improvement in 2015-16, the team's first under head coach Mike White. The Gators did so while playing the toughest non-conference schedule of any major-conference team, according to KenPom.com.
- The Gators' 21 wins matched White for the most wins by a first-year UF head coach and were the most among the SEC's four first-year head coaches. It also matched Andy Kennedy for second-most wins among active SEC coaches in their first season on their current job.
- UF made its 10th all-time trip to the NIT, reaching the quarterfinals for the fifth time.
- Dorian Finney-Smith earned second-team All-SEC honors, leading the Gators in scoring for the second straight year and in rebounding for the third consecutive season.
- Kevarrius Hayes had a pair of strong games once John Egbunu was lost for the season, posting a career-best 14 points both at Ohio State and at George Washington.
- Kasey Hill's 18 points off the bench in both SEC Tournament games were the most by a Gator coming off the bench in an SEC Tournament game since Kenyan Weeks scored 18 vs. Ole Miss on March 9, 2000.
- Dorian Finney-Smith's five games with 20+ points and 8+ rebounds this season are the most by a Gator in a single season since Marreese Speights had seven such games in 2007-08.
- The Gators' dominant 88-71 win vs. ninth-ranked West Virginia marked UF's first vs. a top-10 opponent since 2011. The win has powered by 12-for-20 3-point shooting, including 5-for-7 and 24 points from Dorian Finney-Smith.
- Florida's 95-63 win vs. Auburn marked UF's highest scoring total in an SEC game in four years (98 at Arkansas, Feb. 18, 2012). Dorian Finney-Smith scored 24 points and earned SEC Player of the Week honors.

2015-16 Notes & Facts

- Finney-Smith posted three straight double-doubles earlier this season (at Texas A&M, at Ole Miss, vs. Mississippi State), joining Chandler Parsons, Marreese Speights, Al Horford, David Lee and Udonis Haslem as the only Florida players over the past 20 seasons to get three straight.
- Florida earned an 80-71 win in Oxford, handing Ole Miss its first loss in The Pavilion. KeVaughn Allen rolled up 27 points, shooting 9-for-11 from the floor and 6-for-7 from 3-point range.
- Justin Leon was the Gators' surprise star of the win vs. LSU with a team-high nine rebounds and co-leading the team with 14 points. Leon also spent much of the game guarding Ben Simmons, drawing a pair of charges and helping harass him into eight second-half turnovers.
- KeVaughn Allen's 32-point performance vs. Florida State marked the fifth-most points in a game by a Florida freshman and the most since Matt Walsh had 33 vs. Miami on Dec. 21, 2002.
- The Gators faced back-to-back road games vs. two ranked teams in December, something the team had not done in consecutive games since 1998 and never did in non-conference regular season play under Billy Donovan.
- In UF's win vs. Richmond, John Egbunu (17 points, 14 rebounds) and Devin Robinson (12 points, 13 rebounds) were the first Gator teammates to put up double-doubles in the same game since 2010.
- The Gators hit six of their final eight shots against Saint Joseph's while limiting the Hawks to 2-for-11 shooting down the stretch. UF used a 21-4 run over the final 6:30 to erase a six-point deficit and claim the victory.

2015-16 Notes & Facts

- Finney-Smith joined Al Horford (2006-07) as the only Gators over the past 20 seasons to record 500 points and 300 rebounds in a season. Finney-Smith and LSU's Ben Simmons were the only SEC players among 19 nationally (seven from Power 5 conferences) to reach those marks this season.
- SEC All-Freshman honoree KeVaughn Allen's 418 points scored this season rank fourth among Florida freshman over the past 20 years, trailing Nick Calathes, Bradley Beal and Kenny Boynton. Allen's 32 points against Florida State marked the fifth-most points ever in a game by a Gator freshman.
- The Gators deployed 11 different starting lineups over the course of the season, which is actually three fewer lineups than UF used in 2014-15. No lineup was used more than nine times this season. Seven of those 11 lineups were used two or fewer times (three used once and four used twice).
- In 34 of the Gators' 36 games this season, the team leading the game with 5:00 remaining ended up winning the game. Florida won once when trailing at that point (vs. Saint Joseph's) and lost once when leading (at South Carolina).
- Dorian Finney-Smith is the seventh player in UF history to lead the team in rebounding three straight seasons. He joins David Lee, Andrew DeClercq, Dwayne Schintzius, Reggie Hannah, Chip Williams and Gary Keller.

2015-16 Box Scores

Florida 59, Navy 41

November 13, 2015 • 9:30 p.m. • Alumni Hall • Annapolis, Md.

Florida, 1-0		tot-fg		3-pt		rebounds		pf		tp		a to blk		s min																			
#	Player	fg	fga	fg	fga	ft	fta	of	de	of	de	a	to	blk	s	min																	
01	Walker, DeVon	f	1	4	0	1	0	0	1	1	2	0	0	1	0	24																	
10	Finney-Smith, Dorian	f	1	6	0	3	2	4	2	10	12	2	4	1	5	0	21																
15	Egbunu, John	c	2	2	0	0	0	1	3	5	8	3	4	0	3	2	20																
00	Hill, Kasey	g	3	7	0	1	2	4	1	3	4	2	8	5	3	0	26																
04	Allen, KeVaughn	g	3	7	0	3	3	5	0	0	0	1	9	0	3	0	21																
02	Francis-Ramirez, B.	g	2	6	1	4	0	0	3	3	3	5	1	2	0	1	23																
03	Robinson, Devin	g	5	10	1	5	2	3	3	7	10	2	13	0	2	2	28																
11	Chiozza, Chris	g	3	4	1	2	0	0	0	0	0	1	7	1	0	0	26																
13	Hayes, Kevarrius	g	0	0	0	0	0	0	0	0	0	2	0	0	0	1	6																
14	Edwards, Lexx	g	0	0	0	0	1	2	1	1	2	0	1	0	0	0	1																
32	Rimmer, Schuyler	g	3	3	0	0	0	0	2	2	4	2	6	0	1	0	14																
TEAM								1		2		3																					
Totals		23		49		3		19		10		19		13		34		47		19		59		8		19		6		8		200	
TOTAL FG%		1st Half: 13-24 54.2%		2nd Half: 10-25 40.0%		Game: 46.9%		DEADBALL																									
3-Pt. FG%		1st Half: 1-7 14.3%		2nd Half: 2-12 16.7%		Game: 15.8%		REBOUNDS																									
F Throw %		1st Half: 2-3 66.7%		2nd Half: 8-16 50.0%		Game: 52.6%																											

Navy, 0-1		tot-fg		3-pt		rebounds		pf		tp		a to blk		s min																			
#	Player	fg	fga	fg	fga	ft	fta	of	de	of	de	a	to	blk	s	min																	
44	Hogan, Jace	f	4	7	0	0	0	2	2	1	3	3	8	1	1	1	29																
00	Kelly, Will	c	1	4	0	0	0	3	0	1	1	4	2	0	0	0	23																
03	Knorr, Kendall	g	0	4	0	2	0	0	0	3	3	1	0	0	0	0	13																
10	Dunbar, Tilman	g	2	11	0	3	1	1	2	3	1	5	2	1	1	1	28																
20	Anderson, Shawn	g	2	7	2	3	1	2	1	1	2	2	7	3	3	0	23																
02	Abdullah, Hasan	g	2	4	0	2	0	0	0	0	0	1	4	1	2	0	13																
05	Pearson, Ryan	g	0	2	0	2	0	0	0	1	1	0	0	0	0	0	7																
12	Fong, Zach	g	2	8	1	4	0	0	2	2	2	2	5	0	1	0	16																
14	Dulin, Bryce	g	1	5	1	3	1	2	1	2	0	4	1	2	0	1	17																
22	Vermeer, Grant	g	0	0	0	0	0	0	2	2	0	0	0	1	0	0	3																
31	Lacey, Tom	g	1	3	0	0	0	0	3	0	3	2	2	0	0	0	7																
32	Hemphill, James	g	0	0	0	0	0	2	1	1	2	2	0	0	0	1	4																
33	Alade, Edward	g	2	4	0	0	0	0	1	4	5	1	4	1	0	0	17																
TEAM								4		4		2																					
Totals		17		59		4		19		3		12		14		19		33		19		41		9		13		2		7		200	
TOTAL FG%		1st Half: 9-27 33.3%		2nd Half: 8-32 25.0%		Game: 28.8%		DEADBALL																									
3-Pt. FG%		1st Half: 1-6 16.7%		2nd Half: 3-13 23.1%		Game: 21.1%		REBOUNDS																									
F Throw %		1st Half: 0-5 0.0%		2nd Half: 3-7 42.9%		Game: 25.0%																											

Officials: Ted Valentine, Jamie Luckie, Tim Clougherty; Technical fouls: Florida-None. Navy-None.; Attendance: 5710

Score by Periods	1st	2nd	Total
Florida	29	30	59
Navy	19	22	41

Florida 74, Saint Joseph's 63

November 21, 2015 • 2:30 p.m. • Mohegan Sun Arena • Uncasville, Conn.

Saint Joseph's, 3-1		tot-fg		3-pt		rebounds		pf		tp		a to blk		s min																	
#	Player	fg	fga	fg	fga	ft	fta	of	de	of	de	a	to	blk	s	min															
15	Miles, Isaiah	f	7	14	2	7	0	0	3	3	5	16	0	3	1	0	34														
24	Oliva, Pierfrancesco	f	2	4	0	2	1	4	1	3	4	2	5	1	1	1	24														
43	Bembry, DeAndre'	f	2	11	0	3	6	8	2	6	8	3	10	5	4	1	37														
01	Newkirk, Shavar	g	2	5	0	1	1	2	0	3	3	1	5	0	2	0	21														
02	Brown, Aaron	g	0	2	0	1	1	2	0	2	2	2	1	1	0	0	19														
00	Kimble, Lamarr	g	2	6	1	3	4	6	0	1	1	3	9	0	2	0	23														
11	Clover, Chris	g	0	0	0	0	0	0	0	0	0	1	0	0	0	0	1														
23	Lodge, Markell	g	0	0	0	0	0	0	1	0	1	0	0	0	0	1	7														
25	Demery, James	g	7	13	0	1	3	5	2	4	6	3	17	2	2	0	30														
34	Baumann, Javon	g	0	0	0	0	0	0	0	0	0	1	0	0	0	0	4														
TEAM								2		5		7																			
Totals		22		55		3		18		16		27		35		21		63		9		14		4		3		200			
TOTAL FG%		1st Half: 12-27 44.4%		2nd Half: 10-28 35.7%		Game: 40.0%		DEADBALL																							
3-Pt. FG%		1st Half: 0-6 0.0%		2nd Half: 3-12 25.0%		Game: 16.7%		REBOUNDS																							
F Throw %		1st Half: 9-15 60.0%		2nd Half: 7-12 58.3%		Game: 59.3%																									

Florida, 3-0		tot-fg		3-pt		rebounds		pf		tp		a to blk		s min																			
#	Player	fg	fga	fg	fga	ft	fta	of	de	of	de	a	to	blk	s	min																	
01	Walker, DeVon	f	1	5	0	3	3	4	0	1	1	3	5	0	1	0	16																
10	Finney-Smith, Dorian	f	4	10	3	8	2	2	3	3	6	3	13	1	5	0	26																
15	Egbunu, John	c	2	3	0	0	2	2	4	6	3	6	0	1	1	0	16																
00	Hill, Kasey	g	5	10	1	2	2	2	1	2	3	5	13	1	2	0	20																
04	Allen, KeVaughn	g	3	12	1	6	2	2	0	4	4	1	9	1	0	0	23																
02	Francis-Ramirez, B.	g	0	7	0	5	0	2	0	2	2	3	0	1	0	0	17																
03	Robinson, Devin	g	5	10	1	4	1	2	5	5	10	2	12	1	0	0	26																
11	Chiozza, Chris	g	2	5	1	2	2	3	1	1	2	1	7	4	2	0	22																
13	Hayes, Kevarrius	g	2	2	0	0	0	1	4	0	4	1	4	1	1	0	25																
24	Leon, Justin	g	2	3	1	2	0	0	1	1	2	1	5	0	0	0	10																
32	Rimmer, Schuyler	g	0	1	0	0	0	0	0	1	1	3	0	1	0	0	9																
TEAM								1		4		5																					
Totals		26		68		8		32		14		20		18		28		46		26		74		11		12		1		6		200	
TOTAL FG%		1st Half: 13-37 35.1%		2nd Half: 13-31 41.9%		Game: 38.2%		DEADBALL																									
3-Pt. FG%		1st Half: 4-17 23.5%		2nd Half: 4-15 26.7%		Game: 25.0%		REBOUNDS																									
F Throw %		1st Half: 4-6 66.7%		2nd Half: 10-14 71.4%		Game: 70.0%																											

Officials: DJ Carstensen, Brian Dorsey, Ron Tyburski; Technical fouls: Saint Joseph's-None. Florida-None.; Attendance: 4507

Score by Periods	1st	2nd	Total
Saint Joseph's	33	30	63
Florida	34	40	74

Florida 104, North Carolina A&T 54

November 16, 2015 • 8 p.m. • Stephen C. O'Connell Center • Gainesville, Fla.

North Carolina A&T, 0-2		tot-fg		3-pt		rebounds		pf		tp		a to blk		s min			
#	Player	fg	fga	fg	fga	ft	fta	of	de	of	de	a	to	blk	s	min	
01	Singleton, Joshea	f	1	4	1	2	1	1	0	0	0	2	4	1	2	0	20
03	Egharevba, Ede	f	1	4	0	1	0	0	2	1	3	0	2	0	2	0	13
32	Beckford, Bruce	f	6	11</													

2015-16 Box Scores

Florida 86, Vermont 62

November 25, 2015 • 3 p.m. • Stephen C. O'Connell Center • Gainesville, Fla.

Vermont, 2-4		tot-fg		3-pt		rebounds		pf		tp		a		to blk		s		min	
#	Player	fg	fga	fg	fga	ft	fta	of	de	tot	pf	tp	a	to	blk	s	min		
12	Payen, Darren	f	1	3	0	0	0	1	1	2	3	2	0	1	0	1	21		
25	Urquhart, Drew	f	1	2	0	0	2	2	1	1	4	4	0	1	1	0	12		
02	Bell-Haynes, Trae	g	1	8	0	2	0	0	2	2	2	2	1	5	0	0	27		
14	Ward, Cam	g	5	13	3	8	1	2	1	9	10	4	14	2	2	0	31		
20	Duncan, Ernie	g	3	9	3	8	4	4	0	1	1	2	13	4	3	0	0	27	
21	Duncan, Everett	g	3	7	2	6	0	0	3	5	8	2	8	0	1	0	0	23	
24	Wills, Dre	g	1	1	0	0	5	6	0	2	2	3	7	3	2	0	0	13	
32	O'Day, Ethan	g	5	10	0	0	2	2	1	3	4	4	12	3	1	1	0	30	
44	Rohrer, Nate	g	0	1	0	0	0	0	0	0	0	0	0	1	0	0	0	16	
TEAM								2		2		4							
Totals		20 54		8 24		14 16		8 26 34		24 62		13 17 2		1 1		200			

TOTAL FG%	1st Half: 8-22 36.4%	2nd Half: 12-32 37.5%	Game: 37.0%	DEADBALL
3-Pt. FG%	1st Half: 3-10 30.0%	2nd Half: 5-14 35.7%	Game: 33.3%	REBOUNDS
F Throw %	1st Half: 10-12 83.3%	2nd Half: 4-4 100%	Game: 87.5%	2

Florida, 4-1		tot-fg		3-pt		rebounds		pf		tp		a		to blk		s		min	
#	Player	fg	fga	fg	fga	ft	fta	of	de	tot	pf	tp	a	to	blk	s	min		
03	Robinson, Devin	f	5	9	2	5	3	4	2	6	8	2	15	0	0	0	24		
10	Finney-Smith, Dorian	f	6	15	3	8	5	5	2	4	6	1	20	6	1	0	3	29	
15	Egbunu, John	c	4	6	0	0	5	6	3	4	7	3	13	0	4	0	0	20	
00	Hill, Kasey	g	6	10	1	1	2	2	2	4	2	14	4	0	1	2	21		
04	Allen, KeVaughn	g	0	5	0	1	0	0	0	1	1	2	0	0	0	0	0	18	
01	Walker, DeVon	g	1	5	0	1	2	6	4	1	5	1	4	0	1	0	0	17	
02	Francis-Ramirez, B.	g	1	2	1	2	0	0	1	1	1	3	2	0	0	0	2	20	
11	Chiozza, Chris	g	1	4	0	2	0	0	4	4	0	2	1	0	0	1	20		
12	Hodskins, Zach	g	0	0	0	0	0	0	0	0	0	0	0	0	0	0	0	1	
13	Hayes, Kevarrius	g	1	3	0	0	2	3	2	1	3	2	4	0	1	2	1	13	
14	Edwards, Lexx	g	0	2	0	1	0	0	0	0	0	0	0	0	0	0	0	2	
24	Leon, Justin	g	3	4	1	2	0	0	2	1	3	2	7	0	0	0	1	8	
32	Rimmer, Schuyler	g	1	2	0	0	2	2	1	1	2	0	4	0	1	0	0	7	
TEAM								1		1									
Totals		29 67		8 23		20 28		17 26 43		16 86		13 8 3		10 200					

TOTAL FG%	1st Half: 10-29 34.5%	2nd Half: 19-38 50.0%	Game: 43.3%	DEADBALL
3-Pt. FG%	1st Half: 2-8 25.0%	2nd Half: 6-15 40.0%	Game: 34.8%	REBOUNDS
F Throw %	1st Half: 12-13 92.3%	2nd Half: 8-15 53.3%	Game: 71.4%	3

Officials: Tony Henderson, Mark Whitehead, Byron Jarrett; Technical fouls: UVM-None. Florida-None.; Attendance: 8003

Score by Periods	1st	2nd	Total
Vermont	29	33	62
Florida	34	52	86

Florida 76, Richmond 56

December 1, 2014 • 7 p.m. • Stephen C. O'Connell Center • Gainesville, Fla.

Richmond, 4-3		tot-fg		3-pt		rebounds		pf		tp		a		to blk		s		min	
#	Player	fg	fga	fg	fga	ft	fta	of	de	tot	pf	tp	a	to	blk	s	min		
03	Cline, T.J.	f	5	13	0	2	1	5	2	2	4	4	11	4	2	0	0	29	
11	Taylor, Deion	f	0	1	0	1	2	0	3	3	3	1	1	0	0	0	0	24	
15	Allen, Terry	f	6	22	0	4	3	4	2	6	8	3	15	2	3	1	0	36	
03	Jones, ShawnDre'	g	4	11	3	4	0	0	3	3	2	11	2	2	0	0	0	38	
05	Davis, Trey	g	2	4	1	2	0	2	0	5	5	4	5	2	1	0	0	32	
02	Fore, Khwan	g	0	1	0	0	0	3	0	0	0	1	0	0	0	0	0	8	
24	Wood, Marshall	g	4	9	3	6	1	2	4	4	8	3	12	0	1	0	1	22	
30	Pistokache, Jesse	g	0	1	0	1	0	0	0	0	0	0	0	0	0	0	0	5	
32	Johnson, Julius	g	0	0	0	0	1	2	1	0	1	1	1	0	0	0	0	6	
TEAM								4		4									
Totals		21 62		7 20		7 20		9 27 36		21 56		11 9 1		1 1		200			

TOTAL FG%	1st Half: 5-24 20.8%	2nd Half: 16-38 42.1%	Game: 33.9%	DEADBALL
3-Pt. FG%	1st Half: 3-10 30.0%	2nd Half: 4-10 40.0%	Game: 35.0%	REBOUNDS
F Throw %	1st Half: 4-12 33.3%	2nd Half: 3-8 37.5%	Game: 35.0%	5

Florida, 6-1		tot-fg		3-pt		rebounds		pf		tp		a		to blk		s		min	
#	Player	fg	fga	fg	fga	ft	fta	of	de	tot	pf	tp	a	to	blk	s	min		
03	Robinson, Devin	f	4	10	0	2	4	5	4	9	13	1	12	0	2	1	0	24	
10	Finney-Smith, Dorian	f	3	12	1	6	2	4	2	11	13	2	9	7	1	3	0	29	
15	Egbunu, John	c	7	9	0	0	3	5	5	9	14	3	17	0	3	0	0	26	
00	Hill, Kasey	g	2	8	1	2	2	2	1	0	1	4	7	2	1	0	1	21	
04	Allen, KeVaughn	g	4	8	2	4	0	0	0	1	1	2	10	2	0	0	1	21	
01	Walker, DeVon	g	2	5	0	1	1	2	2	0	2	1	5	1	0	0	0	13	
02	Francis-Ramirez, B.	g	1	7	0	3	0	0	1	1	0	2	2	1	0	0	0	18	
11	Chiozza, Chris	g	2	4	2	3	0	0	3	3	2	6	5	2	1	1	19		
12	Hodskins, Zach	g	0	1	0	1	0	0	0	0	0	1	0	0	0	0	0	1	
13	Hayes, Kevarrius	g	1	1	0	0	2	4	2	2	4	3	4	0	0	1	2	14	
14	Edwards, Lexx	g	0	0	0	0	0	0	1	1	0	0	0	0	0	0	0	1	
20	Victor, Jhonny	g	0	0	0	0	0	0	0	0	0	0	0	0	0	0	0	1	
24	Leon, Justin	g	1	2	0	0	0	1	1	1	1	2	0	0	0	0	0	7	
32	Rimmer, Schuyler	g	1	1	0	0	0	0	0	0	0	2	0	0	0	0	0	5	
TEAM								1		1									
Totals		28 68		6 22		14 23		17 40 57		20 76		19 10 6		5 200					

TOTAL FG%	1st Half: 14-37 37.8%	2nd Half: 14-31 45.2%	Game: 41.2%	DEADBALL
3-Pt. FG%	1st Half: 4-12 33.3%	2nd Half: 2-10 20.0%	Game: 27.3%	REBOUNDS
F Throw %	1st Half: 8-9 88.9%	2nd Half: 6-14 42.9%	Game: 60.9%	5

Officials: Joe Lindsay, Lee Cassell, Mike Nance; Technical fouls: Richmond-None. Florida-None.; Attendance: 8231

Score by Periods	1st	2nd	Total
Richmond	17	39	56
Florida	40	36	76

Florida 70, Florida Gulf Coast 50

November 27, 2015 • 6:30 p.m. • Stephen C. O'Connell Center • Gainesville, Fla.

Florida Gulf Coast, 3-3		tot-fg		3-pt		rebounds		pf		tp		a		to blk		s		min	
#	Player	fg	fga	fg	fga	ft	fta	of	de	tot	pf	tp	a	to	blk	s	min		
15	Cvijeticanin, Filip	f	0	0	0	0	0	0	0	0	2	0	0	0	1	0	0	5	
21	Morant, Demetris	f	2	4	0	0	0	0	2	2	4	3	4	0	2	0	0	17	
25	Norelia, Marc-Eddy	f	3	6	0	0	0	0	2	4	6	3	6	1	1	0	1	24	
03	Debose, Julian	g	2	10	1	2	2	2	1	4	5	2	7	1	2	0	0	30	
05	Johnson, Zach	g	3	7	0	0	0	2	0	4	4	2	6	1	5	0	1	27	
01	Reid, Reggie	g	1	2	0	0	0	0	0	1	1	2	2	2	2	0	0	15	
04	Bleecher, Maxx	g	0	1	0	1	0	0	0	0	0	0	0	0	0	0	0	1	
10	Mickle, Kevin	g	2	4	0	0	0	0	1	1	2	0	4	0	1	1	0	14	
11	Terrell, Christian	g	3	12	1	4	2	3	1	8	9	2	9	1	0	0	2	27	
22	Cunningham, Alvin	g	0																

2015-16 Box Scores

Michigan State 58, Florida 52

December 12, 2015 • 6 p.m. • Breslin Center • East Lansing, Mich.

Florida, 6-3		tot-fg		3-pt		rebounds		pf		tp		a to blk		s min			
#	Player	fg	fga	fg	fga	ft	fta	of	de	tot	pf	tp	a	to	blk	s	min
03	Robinson, Devin	f	5	9	0	3	0	0	4	5	9	2	10	0	2	0	31
10	Finney-Smith, Dorian	f	4	11	1	4	4	4	1	5	6	1	13	3	2	1	34
15	Egbunu, John	c	0	3	0	0	0	2	0	2	5	0	0	0	1	0	7
02	Francis-Ramirez, B.	g	0	7	0	3	1	2	2	0	2	1	1	1	0	0	17
11	Chiozza, Chris	g	4	9	3	5	0	0	2	2	0	11	3	0	0	2	26
00	Hill, Kasey	g	5	11	0	1	3	8	1	5	6	0	13	1	1	0	28
01	Walker, DeVon	g	0	1	0	1	2	0	2	2	3	1	0	1	0	1	11
04	Allen, KeVaughn	g	0	2	0	1	0	0	1	1	1	0	0	0	0	2	9
13	Hayes, Kevarrius	g	1	1	0	0	0	1	0	1	3	2	1	2	0	0	21
24	Leon, Justin	g	0	1	0	0	1	2	1	0	1	0	1	1	0	0	7
32	Rimmer, Schuyler	g	0	2	0	0	0	0	1	1	3	0	0	0	0	0	9
TEAM								1		1							
Totals		19 57		4 18		10 18		12 22 34		19 52		10 8		2 9		200	

TOTAL FG%	1st Half: 9-32 28.1%	2nd Half: 10-25 40.0%	Game: 33.3%	DEADBALL
3-Pt. FG%	1st Half: 0-8 0.0%	2nd Half: 4-10 40.0%	Game: 22.2%	REBOUNDS
F Throw %	1st Half: 7-12 58.3%	2nd Half: 3-6 50.0%	Game: 55.6%	5

Michigan State, 11-0		tot-fg		3-pt		rebounds		pf		tp		a to blk		s min			
#	Player	fg	fga	fg	fga	ft	fta	of	de	tot	pf	tp	a	to	blk	s	min
02	Bess, Javon	f	1	4	0	0	0	2	2	3	5	1	2	3	1	1	23
10	Costello, Matt	f	4	6	0	0	0	3	3	6	2	8	1	0	3	1	28
05	Forbes, Bryn	g	5	11	1	7	1	1	1	5	6	2	12	3	0	1	34
11	Nairn Jr., Lourawls	g	0	2	0	1	0	0	0	0	3	0	5	2	0	1	20
45	Valentine, Denzel	g	5	17	3	11	4	4	0	5	5	0	17	2	2	0	32
03	Ellis III, Alvin	g	0	0	0	0	0	0	1	1	1	0	0	0	0	0	3
14	Harris, Eron	g	1	4	0	2	2	2	1	3	4	2	4	3	2	0	16
15	Clark Jr., Marvin	g	2	5	0	2	1	2	3	3	6	2	5	0	1	0	14
20	McQuaid, Matt	g	2	5	1	2	0	0	1	1	4	5	0	1	0	1	15
23	Davis, Deyonta	g	1	3	0	0	1	2	2	3	5	0	3	1	0	2	11
25	Goins, Kenny	g	0	0	0	0	2	2	3	0	3	0	2	0	2	0	4
41	Wollenman, Colby	g	0	0	0	0	0	0	0	0	1	0	0	0	0	0	0+
TEAM								1		2		3					
Totals		21 57		5 25		11 15		16 29 45		18 58		18 12		6 6		200	

TOTAL FG%	1st Half: 9-29 31.0%	2nd Half: 12-28 42.9%	Game: 36.8%	DEADBALL
3-Pt. FG%	1st Half: 2-12 16.7%	2nd Half: 3-13 23.1%	Game: 20.0%	REBOUNDS
F Throw %	1st Half: 7-10 70.0%	2nd Half: 4-5 80.0%	Game: 73.3%	2

Officials: Terry Wymer, Ted Valentine, Chris Beaver; Technical fouls: Florida-None. Mich. State-None.; Attendance: 14797

Score by Periods	1st	2nd	Total
Florida	25	27	52
Michigan State	27	31	58

Florida 89, Jacksonville 65

December 22, 2015 • 7 p.m. • Stephen C. O'Connell Center • Gainesville, Fla.

Jacksonville, 5-8		tot-fg		3-pt		rebounds		pf		tp		a to blk		s min			
#	Player	fg	fga	fg	fga	ft	fta	of	de	tot	pf	tp	a	to	blk	s	min
05	Dawkins, Darius	f	5	10	4	6	2	3	0	2	2	5	16	0	0	0	35
11	El Manasterly, Omar	f	0	1	0	0	0	1	2	3	3	0	0	1	0	0	14
13	White, Marcel	f	6	19	2	5	0	0	2	1	3	2	14	0	2	0	24
25	Clayton, Antwon	f	1	1	0	0	0	0	2	2	4	2	0	0	0	2	8
55	Babineaux, Kori	g	7	18	0	1	3	3	1	5	6	2	17	2	4	0	39
00	Bell, Marcellous	g	1	1	1	1	0	0	0	0	0	0	3	0	0	0	1
01	Pettis, Cartree	g	0	0	0	0	0	0	0	0	0	0	0	0	0	0	1
02	Jones, Shea	g	0	0	0	0	0	0	0	0	0	0	0	0	0	0	1
10	Fernandez, Darien	g	0	4	0	2	2	2	1	1	2	4	2	2	0	0	16
14	Adeyeye, Josh	g	0	1	0	0	2	2	1	3	4	0	2	1	1	0	14
15	Holder, J.R.	g	3	9	0	2	3	3	0	6	6	0	9	2	1	0	27
34	Austin, Demontrez	g	0	0	0	0	0	2	3	5	4	0	0	1	0	0	20
TEAM								1		1							
Totals		23 64		7 17		12 13		9 25 34		24 65		8 11		0 4		200	

TOTAL FG%	1st Half: 12-31 38.7%	2nd Half: 11-33 33.3%	Game: 35.9%	DEADBALL
3-Pt. FG%	1st Half: 4-9 44.4%	2nd Half: 3-8 37.5%	Game: 41.2%	REBOUNDS
F Throw %	1st Half: 3-3 100%	2nd Half: 9-10 90.0%	Game: 92.3%	1

Florida, 8-3		tot-fg		3-pt		rebounds		pf		tp		a to blk		s min			
#	Player	fg	fga	fg	fga	ft	fta	of	de	tot	pf	tp	a	to	blk	s	min
03	Robinson, Devin	f	5	9	1	2	1	2	2	3	5	1	12	0	0	0	20
10	Finney-Smith, Dorian	f	4	6	3	4	2	3	0	2	1	13	0	2	1	2	19
15	Egbunu, John	c	7	9	0	0	0	2	2	3	5	1	14	1	3	3	23
04	Allen, KeVaughn	g	5	10	0	4	5	6	0	5	5	4	15	3	0	0	25
11	Chiozza, Chris	g	1	4	1	2	4	4	0	5	5	0	7	7	0	0	22
00	Hill, Kasey	g	3	5	0	1	3	4	0	5	5	1	9	6	2	0	25
01	Walker, DeVon	g	0	3	0	1	0	0	1	1	2	0	0	0	0	0	9
02	Francis-Ramirez, B.	g	1	4	0	3	1	2	1	1	2	3	1	0	0	0	13
05	Murphy, Alex	g	1	4	1	2	0	2	1	2	3	3	3	0	0	1	11
12	Hodskins, Zach	g	1	1	0	0	1	0	0	0	0	0	2	0	0	0	1
13	Hayes, Kevarrius	g	3	3	0	0	3	3	4	3	7	2	9	1	1	0	17
14	Edwards, Lexx	g	0	1	0	1	0	0	1	1	0	0	0	0	0	0	2
20	Victor, Jhonny	g	0	0	0	0	0	0	0	0	0	0	0	0	0	0	1
24	Leon, Justin	g	1	2	0	1	0	0	1	1	1	2	0	1	0	0	12
TEAM								2		2		4					
Totals		32 61		6 21		19 29		12 32 44		17 89		19 10		6 6		200	

TOTAL FG%	1st Half: 18-34 52.9%	2nd Half: 14-27 51.9%	Game: 52.5%	DEADBALL
3-Pt. FG%	1st Half: 2-10 20.0%	2nd Half: 4-11 36.4%	Game: 28.6%	REBOUNDS
F Throw %	1st Half: 1-2 50.0%	2nd Half: 18-27 66.7%	Game: 65.5%	2

Officials: Karl Hess, Todd Austin, Rusty Phillips; Technical fouls: Jacksonville-None. Florida-None.; Attendance: 9083

Score by Periods	1st	2nd	Total
Jacksonville	31	34	65
Florida	39	50	89

Florida 72, Oklahoma State 70

December 19, 2015 • 8 p.m. • BB&T Center • Sunrise, Fla.

Oklahoma State, 7-4		tot-fg		3-pt		rebounds		pf		tp		a to blk		s min				
#	Player	fg	fga	fg	fga	ft	fta	of	de	tot	pf	tp	a	to	blk	s	min	
01	Evans, Jawun	g	6	13	1	2	4	5	2	5	7	2	17	5	3	0	1	29
02	Griffin, Tyree	g	2	3	1	1	0	0	0	1	1	0	5	2	0	0	15	
04	Burton, Joe	g	2	6	1	4	1	2	0	1	1	0	6	0	0	0	13	
05	Shine, Tavaris	g	2	7	0	2	4	6	5	4	9	2	8	0	2	0	1	26
22	Newberry, Jeff	g	3	10	2	2	6	8	2	2	4	2	14	0	2	0	30	
23	Hammonds, Leyton	g	5	9	3	6	1	1	0	5	5	1	14	1	1	0	28	
30	Carroll, Jeffrey	g	3	6	0	3	0	0	1	6	7	2	6	0	2	0	0	17
31	Olivier, Chris	g	0	2	0	0	0	0	1	0	1	2	0	0	0	0	8	
32	Allen, Anthony	g	0	0	0</													

2015-16 Box Scores

Florida 77, Georgia 63

January 2, 2016 • 8 p.m. • Stephen C. O'Connell Center • Gainesville, Fla.

Georgia, 7-4, 0-1 SEC		tot-fg		3-pt		rebounds		pf		tp		a		to blk		s		min	
#	Player	fg	fga	fg	fga	ft	fta	of	de	tot	pf	tp	a	to	blk	s	min		
01	Maten, Yante	f	6	12	0	1	8	11	2	5	7	3	20	1	0	1	0	32	
24	Kessler, Houston	f	0	2	0	0	0	0	0	0	2	0	0	1	0	0	0	9	
04	Mann, Charles	g	1	7	0	0	7	8	0	3	3	4	9	0	3	0	0	26	
12	Gaines, Kenny	g	6	13	1	4	0	0	2	1	3	5	13	1	2	0	1	31	
30	Frazier, J.J.	g	4	8	1	2	3	3	1	6	7	5	12	4	2	0	4	32	
00	Jackson II, William	g	0	3	0	3	0	0	1	0	1	0	1	0	1	0	0	9	
13	Wilridge, E'Torriion	g	0	2	0	0	0	0	1	2	3	0	0	1	1	0	0	10	
15	Iduwu, Osahan	g	0	0	0	0	0	0	0	0	0	0	0	0	1	0	0	2	
25	Geno, Kenny Paul	g	0	3	0	2	0	0	0	0	0	4	0	1	0	0	1	15	
32	Edwards, Mike	g	0	2	0	0	1	4	2	1	3	2	1	0	0	0	0	16	
34	Ogbeide, Derek	g	4	7	0	0	0	1	2	3	5	2	8	1	3	1	0	18	
TEAM								4		1		5		1		3			
Totals		21 59		2 12		19 27		15 22 37		28 63		10 14 3		6 200					

TOTAL FG%	1st Half: 12-28 42.9%	2nd Half: 9-31 29.0%	Game: 35.6%	DEADBALL
3-Pt. FG%	1st Half: 0-4 0.0%	2nd Half: 2-8 25.0%	Game: 16.7%	REBOUNDS
F Throw %	1st Half: 7-11 63.6%	2nd Half: 12-16 75.0%	Game: 70.4%	3

Florida, 9-4, 1-0 SEC		tot-fg		3-pt		rebounds		pf		tp		a		to blk		s		min	
#	Player	fg	fga	fg	fga	ft	fta	of	de	tot	pf	tp	a	to	blk	s	min		
01	Finney-Smith, Dorian	f	3	9	1	4	0	0	1	2	3	3	7	0	2	1	0	29	
24	Leon, Justin	f	2	5	1	2	0	2	1	1	2	2	5	0	3	0	0	20	
15	Egbunu, John	c	5	8	0	0	2	3	7	5	12	4	12	1	1	2	1	31	
04	Allen, KeVaughn	g	5	11	3	6	5	6	0	2	2	4	18	1	2	0	1	31	
11	Chiozza, Chris	g	3	8	2	4	3	4	0	6	6	1	11	6	1	0	0	27	
00	Hill, Kasey	g	1	6	0	3	8	16	0	6	6	3	10	4	4	1	4	27	
01	Walker, DeVon	g	0	2	0	1	1	2	2	1	3	2	1	0	0	0	0	17	
02	Francis-Ramirez, B.	g	0	0	0	0	0	0	0	0	0	0	0	0	0	0	0	1	
03	Robinson, Devin	g	3	3	2	2	5	7	1	1	2	1	13	0	0	0	0	10	
13	Hayes, Kevarrius	g	0	0	0	0	0	2	0	1	1	4	0	0	1	0	0	7	
TEAM								3		6									
Totals		22 52		9 22		24 42		15 28 43		24 77		12 14 4		6 200					

TOTAL FG%	1st Half: 11-25 44.0%	2nd Half: 11-27 40.7%	Game: 42.3%	DEADBALL
3-Pt. FG%	1st Half: 6-13 46.2%	2nd Half: 3-9 33.3%	Game: 40.9%	REBOUNDS
F Throw %	1st Half: 10-16 62.5%	2nd Half: 14-26 53.8%	Game: 57.1%	11

Officials: Lee Cassell, Tim Gattis, Willi CJ Washington; Technical fouls: Georgia-TEAM, Florida-None.; Attendance: 9053

Score by Periods	1st	2nd	Total
Georgia	31	32	63
Florida	38	39	77

Tennessee 83, Florida 69

January 6, 2015 • 7 p.m. • Thompson-Boling Arena • Knoxville, Tenn.

Florida, 9-5, 1-1 SEC		tot-fg		3-pt		rebounds		pf		tp		a		to blk		s		min	
#	Player	fg	fga	fg	fga	ft	fta	of	de	tot	pf	tp	a	to	blk	s	min		
10	Finney-Smith, Dorian	f	4	13	2	7	2	4	5	6	11	2	12	3	1	1	3	33	
24	Leon, Justin	f	4	6	3	5	0	0	1	1	2	2	11	0	1	0	0	18	
15	Egbunu, John	c	4	10	0	0	0	1	3	4	7	2	8	0	1	2	0	25	
11	Chiozza, Chris	g	1	5	1	3	0	0	0	0	0	4	3	4	2	0	0	21	
04	Allen, KeVaughn	g	5	11	1	5	7	8	2	3	5	2	18	3	3	0	1	27	
00	Hill, Kasey	g	0	7	0	1	1	2	0	1	1	2	1	5	3	1	1	25	
01	Walker, DeVon	g	0	2	0	0	0	0	0	0	0	0	0	0	0	0	0	5	
02	Francis-Ramirez, B.	g	0	5	0	1	0	0	0	1	1	0	0	1	0	0	1	10	
03	Robinson, Devin	g	5	8	2	4	1	2	2	4	6	3	13	0	0	0	1	20	
05	Murphy, Alex	g	1	2	0	0	1	2	1	0	1	1	3	0	1	0	0	4	
13	Hayes, Kevarrius	g	0	1	0	0	0	0	0	3	3	0	0	0	0	2	1	11	
14	Edwards, Lexx	g	0	0	0	0	0	0	0	0	0	1	0	0	0	0	0	1	
TEAM								3		3									
Totals		24 70		9 26		12 19		17 23 40		18 69		16 14 5		8 200					

TOTAL FG%	1st Half: 11-33 33.3%	2nd Half: 13-37 35.1%	Game: 34.3%	DEADBALL
3-Pt. FG%	1st Half: 5-14 35.7%	2nd Half: 4-12 33.3%	Game: 34.6%	REBOUNDS
F Throw %	1st Half: 4-6 66.7%	2nd Half: 8-13 61.5%	Game: 63.2%	2,1

Tennessee, 8-6, 1-1 SEC		tot-fg		3-pt		rebounds		pf		tp		a		to blk		s		min	
#	Player	fg	fga	fg	fga	ft	fta	of	de	tot	pf	tp	a	to	blk	s	min		
04	Moore, Armani	f	0	4	0	2	1	4	5	2	7	3	1	6	3	3	4	34	
05	Schofield, Admiral	f	8	14	1	4	0	0	2	6	8	1	17	1	1	0	1	31	
00	Punter, Kevin	g	9	16	3	3	5	7	1	7	8	3	26	4	4	1	2	34	
03	Hubbs III, Robert	g	6	15	0	2	0	0	1	8	9	1	12	2	1	0	0	32	
34	Baulkman, Devon	g	2	6	1	4	2	2	1	1	2	1	7	1	3	0	0	21	
11	Alexander, Kyle	g	0	0	0	0	0	0	1	1	2	0	0	0	0	0	0	5	
15	Mostella, Detrick	g	3	5	1	3	3	3	0	2	2	2	10	1	1	0	0	19	
23	Reese, Derek	g	3	5	0	1	1	1	1	2	3	0	7	1	0	1	0	13	
25	Phillips, Shembari	g	0	1	0	0	3	4	0	1	1	1	3	0	0	0	1	11	
TEAM								4		8									
Totals		31 66		6 19		15 21		15 34 49		14 83		16 15 5		8 200					

TOTAL FG%	1st Half: 20-39 51.3%	2nd Half: 11-27 40.7%	Game: 47.0%	DEADBALL
3-Pt. FG%	1st Half: 5-14 35.7%	2nd Half: 1-5 20.0%	Game: 31.6%	REBOUNDS
F Throw %	1st Half: 8-10 80.0%	2nd Half: 7-11 63.6%	Game: 71.4%	2

Officials: Tony Greene, John Hampton, Antinio Petty; Technical fouls: Florida-None, Tennessee-None.; Attendance: 14387

Score by Periods	1st	2nd	Total
Florida	31	38	69
Tennessee	53	30	83

Florida 68, LSU 62

January 9, 2016 • 1:30 p.m. • Stephen C. O'Connell Center • Gainesville, Fla.

LSU, 9-6, 2-1 SEC		tot-fg		3-pt		rebounds		pf		tp		a		to blk		s		min	
#	Player	fg	fga	fg	fga	ft	fta	of	de	tot	pf	tp	a	to	blk	s	min		
25	Simmons, Ben	f	7	15	0	0	14	16	3	14	17	5	28	4	8	0	0	38	
32	Victor II, Craig	f	2	9	0	1	2	5	4	5	9	5	6	0	1	1	0	30	
02	Blakeney, Antonio	g	2	7	2	6	1	2	1	6	7	0	7	0	0	0	1	34	
04	Hornsby, Keith	g	4	9	0	5	2	2	0	1	1	3	10	2	0	0	0	27	
55	Quarterman, Tim	g	1	6	1	5	0	0	1	2	3	3	3	2	0	1	2	22	
00	Sampson, Brandon	g	0	1	0	1	0	0	0	0	0	0	0	0	0	0	0	3	
03	Robinson III, Elbert	g	0	1	0	0	0	2	1	2	4	0	1	1	1	0	0	7	
05	Gray, Josh	g	2	2	0	0	0	0	1	1	2	2	4	0	1	0	0	11	
15	Patterson, Jalyn	g	1	5	0	2	0	0	0	2	2	1	2	0	2	0	0	13	
21	Epps, Aaron	g	1	1	0	0	0	1	2	3	3	2	2	0	2	0	1	14	
22	Malone, Darcy	g	0	0	0	0	0	0	0	0	0	0	0	0	1	0	0	1	
TEAM								4		1		5		1		3			

2015-16 Box SCORES

Florida 80, Ole Miss 71

January 16, 2015 • 7 p.m. • The Pavilion at Ole Miss • Oxford, Miss.

Florida, 11-6, 3-2 SEC		tot-fg		3-pt		rebounds		pf		tp		a to blk		s min																			
##	Player	fg	fga	fg	fga	ft	fta	of	de	tot	pf	tp	a	to	blk	s	min																
10	Finney-Smith, Dorian	f	3	5	2	3	9	11	1	9	10	3	17	4	2	0	38																
24	Leon, Justin	f	2	6	2	5	0	0	1	2	3	1	6	0	2	0	1	21															
15	Egbunu, John	c	5	8	0	0	0	5	3	4	7	2	10	1	3	3	0	26															
04	Allen, KeVaughn	g	9	11	6	7	3	4	1	5	6	1	27	2	4	0	1	35															
11	Chiozza, Chris	g	0	5	0	2	2	2	0	1	1	3	2	9	1	0	1	23															
00	Hill, Kasey		3	9	1	3	4	5	1	1	2	2	11	1	2	0	2	23															
02	Francis-Ramirez, B.		0	0	0	0	0	0	0	0	0	1	0	0	0	0	0	2															
03	Robinson, Devin		1	3	0	0	3	4	1	2	3	3	5	1	0	1	0	18															
13	Hayes, Kevarrius		1	2	0	0	0	0	1	2	3	2	2	0	1	0	0	14															
TEAM								1		3		4																					
Totals		24		49		11		20		21		31		10		29		39		18		80		18		16		4		5		200	

TOTAL FG%	1st Half: 18-29 62.1%	2nd Half: 6-20 30.0%	Game: 49.0%	DEADBALL
3-Pt. FG%	1st Half: 8-14 57.1%	2nd Half: 3-6 50.0%	Game: 55.0%	REBOUNDS
F Throw %	1st Half: 5-6 83.3%	2nd Half: 16-25 64.0%	Game: 67.7%	4

Ole Miss, 12-5, 2-3 SEC		tot-fg		3-pt		rebounds		pf		tp		a to blk		s min															
##	Player	fg	fga	fg	fga	ft	fta	of	de	tot	pf	tp	a	to	blk	s	min												
11	Saiz, Sebastian	f	7	13	0	0	3	5	3	3	6	1	17	0	1	4	2	35											
12	Gielo, Tomasz	f	3	10	0	2	1	1	2	3	4	7	3	1	1	0	0	26											
13	Perez, Anthony	f	0	2	0	2	0	0	0	1	1	2	0	2	1	0	0	18											
14	Brooks, Rasheed	g	5	9	2	4	2	2	0	8	8	4	14	2	0	0	1	36											
42	Moody, Stefan	g	6	15	3	10	7	10	0	3	3	3	22	1	6	0	4	34											
01	Newby, Martavious		0	2	0	1	0	0	0	0	0	1	0	2	0	0	0	13											
03	Davis, Terence		2	3	0	1	2	4	1	0	1	5	6	0	0	1	2	11											
05	Hymon, Marcanvis		1	1	0	0	1	4	0	3	3	1	3	0	0	1	0	12											
10	Finley, Sam		0	0	0	0	0	0	0	0	0	0	0	0	0	0	0	1											
20	Fitzpatrick-Dorsey, D.		1	1	0	0	0	0	0	0	0	0	2	1	1	0	2	14											
TEAM								3		1		4																	
Totals		25		56		5		20		16		26		8		21		71		11		10		7		11		200	

TOTAL FG%	1st Half: 10-26 38.5%	2nd Half: 15-30 50.0%	Game: 44.6%	DEADBALL
3-Pt. FG%	1st Half: 2-11 18.2%	2nd Half: 3-9 33.3%	Game: 25.0%	REBOUNDS
F Throw %	1st Half: 8-13 61.5%	2nd Half: 8-13 61.5%	Game: 61.5%	4

Officials: Joe Lindsay, CJ Washington, Marc Ellard; Technical fouls: Florida-None. Ole Miss-None.; Attendance: 9333

Score by Periods	1st	2nd	Total
Florida	49	31	80
Ole Miss	30	41	71

Florida 81, Mississippi State 78

January 20, 2015 • 7 p.m. • Stephen C. O'Connell Center • Gainesville, Fla.

Mississippi State, 7-10, 0-5 SEC		tot-fg		3-pt		rebounds		pf		tp		a to blk		s min																			
##	Player	fg	fga	fg	fga	ft	fta	of	de	tot	pf	tp	a	to	blk	s	min																
20	Ware, Gavin	f	2	3	0	0	1	2	0	1	1	5	5	0	1	3	2	15															
11	Weatherspoon, Q.	g	6	11	0	2	2	2	3	3	6	2	14	3	0	1	2	35															
14	Newman, Malik	g	4	9	2	4	2	3	0	3	3	1	12	2	1	0	1	35															
15	Ready, I.J.	g	7	16	2	4	4	4	0	4	4	0	20	2	1	0	1	34															
32	Sword, Craig	g	7	16	0	3	3	5	1	5	6	4	17	4	4	0	3	28															
01	Thomas, Fred		1	4	1	4	0	0	0	4	4	1	3	2	0	0	1	20															
04	Zuppardo, Johnny		2	4	1	2	0	0	0	2	2	5	5	0	0	0	0	12															
23	Daniels, Travis		0	1	0	0	0	0	0	0	0	2	0	1	0	0	0	6															
35	Holman, Aric		1	3	0	2	0	1	1	4	5	5	2	0	1	0	1	15															
TEAM								1		1		2																					
Totals		30		67		6		21		12		17		6		27		33		25		78		14		8		4		11		200	

TOTAL FG%	1st Half: 16-35 45.7%	2nd Half: 14-32 43.8%	Game: 44.8%	DEADBALL
3-Pt. FG%	1st Half: 5-12 41.7%	2nd Half: 1-9 11.1%	Game: 28.6%	REBOUNDS
F Throw %	1st Half: 5-6 83.3%	2nd Half: 7-11 63.6%	Game: 70.6%	3

Florida, 12-6, 4-2 SEC		tot-fg		3-pt		rebounds		pf		tp		a to blk		s min																			
##	Player	fg	fga	fg	fga	ft	fta	of	de	tot	pf	tp	a	to	blk	s	min																
10	Finney-Smith, Dorian	f	6	11	2	4	6	7	2	11	13	1	20	1	2	0	1	35															
24	Leon, Justin	f	3	7	1	4	1	4	1	7	8	1	8	1	2	0	0	23															
15	Egbunu, John	c	4	8	0	0	8	12	5	2	7	2	16	1	3	1	0	32															
04	Allen, KeVaughn	g	6	12	3	7	4	4	0	5	5	2	19	0	1	0	2	34															
11	Chiozza, Chris	g	1	4	1	4	0	0	0	1	1	0	3	5	3	0	0	21															
00	Hill, Kasey		2	9	0	0	0	0	1	3	4	2	4	4	2	1	0	26															
02	Francis-Ramirez, B.		0	1	0	0	0	0	0	0	0	1	0	0	0	0	0	2															
03	Robinson, Devin		4	6	2	2	1	2	3	2	5	1	11	1	1	0	1	19															
13	Hayes, Kevarrius		0	0	0	0	0	4	0	1	1	3	0	0	1	0	0	8															
TEAM								1		1																							
Totals		26		58		9		21		20		33		12		33		45		13		81		13		15		2		4		200	

TOTAL FG%	1st Half: 13-27 48.1%	2nd Half: 13-31 41.9%	Game: 44.8%	DEADBALL
3-Pt. FG%	1st Half: 6-12 50.0%	2nd Half: 3-9 33.3%	Game: 42.9%	REBOUNDS
F Throw %	1st Half: 5-11 45.5%	2nd Half: 15-22 68.2%	Game: 60.6%	6

Officials: Antinio Petty, Tony Henderson, Doug Sirmons, Technical fouls: MSU-None. Florida-None.; Attendance: 8250

Score by Periods	1st	2nd	Total
Mississippi State	42	36	78
Florida	37	44	81

Florida 95, Auburn 63

January 23, 2016 • 8 p.m. • Stephen C. O'Connell Center • Gainesville, Fla.

Auburn, 9-9, 3-4 SEC		tot-fg		3-pt		rebounds		pf		tp		a to blk		s min																	
##	Player	fg	fga	fg	fga	ft	fta	of	de	tot	pf	tp	a	to	blk	s	min														
05	Bowers,Cinmeon	f	2	13	0	4	0	0	3	6	9	2	4	3	3	0	0	28													
12	Harris,Tyler	f	5	14	0	1	4	6	3	3	6	3	14	1	3	0	0	27													
01	Canty,Kareem	g	6	15	0	6	0	1	0	0	0	1	12	3	3	0	1	34													
02	Brown,Bryce	g	2	7	2	4	3	3	1	1	2	4	9	1	2	0	2	27													
23	Lang,TJ	g	1	5	1	4	0	0	0	0	0	2	3	0	0	0	1	24													
00	Spencer,Horace		3	4	0	0	0	2	2	0	2	5	6	0	1	0	0	13													
20	Walker,Jonathan		0	0	0	0	0	0	1	1	0	0	0	0	0	0	0	3													
21	Keim,Patrick		0	0	0	0	0	0	0	0	0	1	0	0	0	0	0	6													
25	Granger,Jordan		4	5	3	4	0	0	0	0	0	3	11	0	1	0	0	19													
31	Waddell,Devin		0	1	0	0	0	0	0	0	0	0	0	0	0	0	0	7													
42	Stockton,Cole		0	1	0	0	2	1	0	1	0	2	2	0	0	0	0	2													
44	Williams,New		1	2	0	1	0	0	1	1	2	0	2	1	1	0	0	10													
TEAM								3		5		8																			
Totals		24		67		6		24		9		14		17		31		21		63		9		14		0		4		200	

TOTAL FG%	1st Half: 12-36 33.3%	2nd Half: 12-31 38.7%	Game: 35.8%	DEADBALL
-----------	-----------------------	-----------------------	-------------	----------

2015-16 Box Scores

Florida 88, West Virginia 71

January 30, 2016 • 12 p.m. • Stephen C. O'Connell Center • Gainesville, Fla.

West Virginia, 17-4		tot-fg	3-pt	rebounds		pf		tp		a to blk		s min					
#	Player	fg	fga	ft	fta	of	de	tot	pf	tp	a	to	blk	s min			
11	Adrian, Nathan	f	4 5	2 2	0 0	2 1	3 3	10	1	1	0	2	28				
23	Ahmad, Esa	f	1 2	0 1	2 4	2 2	4 4	14	1	4	1	0	1 22				
41	Williams, Devin	f	4 15	0 0	4 4	6 7	13 13	4 12	2	3	0	1	28				
02	Carter, Jevon	g	3 10	1 7	2 2	1 1	2 0	9	2	2	0	1	35				
04	Miles Jr., Daxter	g	1 4	0 2	2 2	0 1	1 4	4	0	3	0	1	19				
00	Myers, Teyvon	g	0 0	0 0	0 0	0 0	0 0	1	0	0	1	0	5				
05	Paige, Jaysean	g	7 10	1 2	0 0	0 2	2 4	15	1	2	0	1	17				
12	Phillip, Tarik	g	5 9	3 6	2 2	0 0	0 4	15	3	1	0	0	22				
20	Watkins, Brandon	g	0 1	0 0	2 2	0 2	2 3	2	0	1	1	0	10				
45	Macon, Elijah	g	0 2	0 0	0 0	0 2	2 3	0	0	2	1	1	14				
TEAM						2 1 3				1							
Totals		25	58	7	20	14	16	13	19	32	27	71	10	18	2	8	200

TOTAL FG%	1st Half: 11-29 37.9%	2nd Half: 14-29 48.3%	Game: 43.1%	DEADBALL
3-Pt. FG%	1st Half: 3-10 30.0%	2nd Half: 4-10 40.0%	Game: 35.0%	REBOUNDS
F Throw %	1st Half: 5-6 83.3%	2nd Half: 9-10 90.0%	Game: 87.5%	1

Florida, 14-7		tot-fg	3-pt	rebounds		pf		tp		a to blk		s min					
#	Player	fg	fga	ft	fta	of	de	tot	pf	tp	a	to	blk	s min			
10	Finney-Smith, Dorian	f	7 12	5 7	5 6	1 4	5 3	24	3	0	1	0	30				
15	Egbunu, John	c	4 4	0 0	1 4	2 2	4 4	9	0	1	1	0	12				
00	Hill, Kasey	g	1 6	0 1	2 4	1 2	3 3	4	1	2	0	1	25				
04	Allen, KeVaughn	g	4 8	2 5	9 9	1 1	2 2	19	4	2	0	2	35				
11	Chiozza, Chris	g	4 8	2 3	0 0	0 3	3 3	10	6	6	0	2	32				
02	Francis-Ramirez, B.	g	3 4	3 3	0 0	0 0	0 2	9	0	1	0	1	15				
03	Robinson, Devin	g	2 3	0 1	3 4	2 3	5 0	7	1	0	1	0	20				
13	Hayes, Kevarrius	g	1 2	0 0	2 2	1 1	2 2	4	0	1	0	0	10				
32	Rimmer, Schuyler	g	0 2	0 0	2 2	1 5	6 2	2	2	1	1	1	0 21				
TEAM						2 1 3				1							
Totals		26	49	12	20	24	31	9	21	30	21	88	16	14	4	6	200

TOTAL FG%	1st Half: 14-25 56.0%	2nd Half: 12-24 50.0%	Game: 53.1%	DEADBALL
3-Pt. FG%	1st Half: 6-10 60.0%	2nd Half: 6-10 60.0%	Game: 60.0%	REBOUNDS
F Throw %	1st Half: 11-17 64.7%	2nd Half: 13-14 92.9%	Game: 77.4%	2

Officials: Karl Hess, Anthony Jordan, Gerry Pollard; Technical fouls: West Virginia-None. Florida-None.; Attendance: 11611

Score by Periods	1st	2nd	Total
West Virginia	30	41	71
Florida	45	43	88

Florida 87, Arkansas 83

February 3, 2016 • 7 p.m. • Stephen C. O'Connell Center • Gainesville, Fla.

Arkansas, 11-11, 4-5 SEC		tot-fg	3-pt	rebounds		pf		tp		a to blk		s min					
#	Player	fg	fga	ft	fta	of	de	tot	pf	tp	a	to	blk	s min			
33	Kingsley, Moses	f	6 10	0 0	3 6	3 6	9 5	15	2	5	1	1	26				
03	Hannahs, Dusty	g	7 14	3 7	3 3	2 2	4 3	20	1	1	0	0	32				
04	Durham, Jabril	g	4 10	2 5	0 0	2 2	4 2	10	4	2	0	1	28				
05	Bell, Anthlon	g	7 12	4 5	6 8	0 1	1 4	24	0	0	0	0	29				
21	Watkins, Manuale	g	1 3	0 0	1 1	0 1	1 2	3	2	2	0	1	22				
01	Thompson, Trey	g	0 0	0 0	0 0	0 2	5 3	0	0	2	0	1	20				
24	Whitt, Jimmy	g	1 4	0 1	0 0	1 1	2 2	2	2	2	0	0	1 8				
31	Beard, Anton	g	2 8	1 3	2 2	0 3	3 5	7	2	2	0	0	25				
50	Kouassi, Willy	g	0 0	0 0	0 0	0 0	0 1	0	0	0	0	0	3				
55	Miles, Keaton	g	1 3	0 0	0 0	0 1	1 0	2	0	2	0	0	7				
TEAM						4 3 7				1							
Totals		29	64	10	21	15	20	15	22	37	27	83	13	14	1	5	200

TOTAL FG%	1st Half: 14-30 46.7%	2nd Half: 15-34 44.1%	Game: 45.3%	DEADBALL
3-Pt. FG%	1st Half: 4-11 36.4%	2nd Half: 6-10 60.0%	Game: 47.6%	REBOUNDS
F Throw %	1st Half: 5-9 55.6%	2nd Half: 10-11 90.9%	Game: 75.0%	2

Florida, 15-7, 6-3 SEC		tot-fg	3-pt	rebounds		pf		tp		a to blk		s min					
#	Player	fg	fga	ft	fta	of	de	tot	pf	tp	a	to	blk	s min			
10	Finney-Smith, Dorian	f	8 12	2 5	4 4	0 9	9 1	22	1	5	0	2	34				
13	Hayes, Kevarrius	f	0 0	0 0	2 2	0 0	0 0	2	2	0	1	0	7				
00	Hill, Kasey	g	4 7	1 2	2 4	0 2	2 3	11	2	0	2	2	27				
04	Allen, KeVaughn	g	2 6	0 3	6 6	0 2	2 1	10	1	0	0	2	28				
11	Chiozza, Chris	g	4 12	1 6	8 10	0 2	2 4	17	8	1	0	2	36				
02	Francis-Ramirez, B.	g	0 1	0 1	0 0	1 0	1 0	0	0	0	1	0	6				
03	Robinson, Devin	g	1 2	0 1	0 0	0 2	2 1	2	0	1	1	0	18				
15	Egbunu, John	g	4 6	0 0	6 8	3 1	4 4	14	0	2	0	1	21				
24	Leon, Justin	g	2 2	1 1	2 2	1 4	5 0	7	0	2	0	0	12				
32	Rimmer, Schuyler	g	1 3	0 0	0 0	1 0	1 4	2	1	0	1	0	11				
TEAM						2 1 3				1							
Totals		26	51	5	19	30	36	8	23	31	20	87	13	13	4	9	200

TOTAL FG%	1st Half: 13-27 48.1%	2nd Half: 13-24 54.2%	Game: 51.0%	DEADBALL
3-Pt. FG%	1st Half: 3-11 27.3%	2nd Half: 2-8 25.0%	Game: 26.3%	REBOUNDS
F Throw %	1st Half: 10-10 100%	2nd Half: 20-26 76.9%	Game: 83.3%	1

Officials: Pat Adams, Antinio Petty, Doug Simons; Technical fouls: Ark.-Kingsley, Moses. Florida-None.; Attendance: 9013

Score by Periods	1st	2nd	Total
Arkansas	37	46	83
Florida	39	48	87

Kentucky 80, Florida 61

February 6, 2016 • 4 p.m. • Rupp Arena • Lexington, Ky.

Florida, 15-8, 6-4 SEC		tot-fg	3-pt	rebounds		pf		tp		a to blk		s min					
#	Player	fg	fga	ft	fta	of	de	tot	pf	tp	a	to	blk	s min			
10	Finney-Smith, Dorian	f	8 11	2 5	6 7	1 7	8 2	24	1	1	0	0	35				
15	Egbunu, John	c	3 7	0 0	6 8	2 3	5 2	12	0	1	1	1	26				
00	Hill, Kasey	g	2 7	0 1	0 0	0 0	4 4	1	2	0	0	0	13				
04	Allen, KeVaughn	g	1 6	1 4	0 0	0 2	2 0	3	3	1	0	1	27				
11	Chiozza, Chris	g	1 8	1 4	0 0	0 2	2 1	3	4	2	0	1	29				
01	Walker, DeVon	g	0 1	0 0	0 0	0 0	0 0	0	0	0	0	0	7				
02	Francis-Ramirez, B.	g	3 7	1 4	0 0	1 2	3 0	7	0	0	0	0	20				
03	Robinson, Devin	g	3 6	1 1	1 2	1 3	4 4	8	0	1	0	1	18				
13	Hayes, Kevarrius	g	0 0	0 0	0 2	1 0	1 2	0	0	1	0	0	11				
24	Leon, Justin	g	0 0	0 0	0 1	2 0	2 2	0	1	1	0	0	13				
32	Rimmer, Schuyler	g	0 0	0 0	0 0	0 0	0 0	0	0	0	0	0	1				
TEAM						1 1				1							
Totals		21	53	6	19	13	20	9	19	28	17	61	10	10	1	4	200

TOTAL FG%	1st Half: 11-30 36.7%	2nd Half: 10-23 43.5%	Game: 39.6%	DEADBALL
3-Pt. FG%	1st Half: 3-10 30.0%	2nd Half: 3-9 33.3%	Game: 31.6%	REBOUNDS
F Throw %	1st Half: 7-12 58.3%	2nd Half: 6-8 75.0%	Game: 65.0%	3,4

Kentucky, 17-6, 7-3 SEC		tot-fg	3-pt	rebounds		pf		tp		a to blk		s min		
#	Player	fg	fga	ft	fta	of	de	tot	pf	tp	a	to	blk	s min
00	Lee, Marcus	f	2 2	0 0	0 1	1 5	6 5	4	1	0	2	0	26	
35	Willis, Derek	f	3 7	2 6	4 5	0 6	6 1	12	0	1	0	0	25	
03	Ulis, Tyler	g	7 12	2 3	2 3	1 3	4 2	18	11	2	2	0	38	
13	Briscoe, Isaiah	g	1 6	0 1	1 2	1 1	2 3	3	6	1	0	0	34	
23	Murray, Jamal	g	13 21	8 10	1 2	1 5	6 0	35	1	2	0	0	36	
01	Labissiere, Skal	g	1 3	0 0	0 0	1 2	3 4	2	0	3	1	0	15	
04	Matthews, Charles	g	1 4	0 0	0 1	0 1	1 0	2	0	0	0	0	11	
11	Mulder, Mychal	g	0 0	0 0	0 0	0 0	0 0	0	0	0	0	0	0+	
15	Humphries, Isaac	g	2 3	0 0										

2015-16 Box Scores

Alabama 61, Florida 55

February 13, 2016 • 5:30 p.m. • Stephen C. O'Connell Center • Gainesville, Fla.

Alabama, 15-9, 6-6 SEC		tot-fg		3-pt		rebounds		pf		tp		a to blk		s min				
#	Player	fg	fga	fg	fga	ft	fta	of	de	tot	pf	tp	a	to	blk	s	min	
01	Norris, Riley	f	2	8	1	3	2	2	0	6	6	2	7	2	1	0	1	35
03	Kessens, Michael	f	2	2	0	0	0	3	0	2	2	1	4	1	0	0	13	
10	Taylor, Jimmie	f	5	7	0	0	1	3	1	3	4	3	11	2	2	5	2	27
04	Edwards, Arthur	g	2	6	0	2	0	0	1	1	5	4	1	2	0	2	22	
32	Obasohan, Retin	g	6	16	1	1	2	6	1	6	7	5	15	2	1	0	1	31
02	Schaffer, Lawson	g	0	0	0	0	0	0	0	0	0	0	0	0	0	0	0	
05	Coleman, Justin	g	2	5	2	4	4	4	0	2	2	0	10	1	1	0	26	
11	Hale, Shannon	g	2	5	1	1	5	6	0	2	2	1	10	1	2	0	2	25
23	Austin, Brandon	g	0	1	0	1	0	1	1	2	2	0	0	0	0	0	9	
35	Hall, Donta	g	0	0	0	0	0	0	3	3	3	0	0	1	0	0	12	
TEAM								3		6								
Totals		21	50	5	12	14	24	6	29	35	22	61	10	10	5	8	200	

TOTAL FG%	1st Half: 9-30 30.0%	2nd Half: 12-20 60.0%	Game: 42.0%	DEADBALL
3-Pt. FG%	1st Half: 3-7 42.9%	2nd Half: 2-5 40.0%	Game: 41.7%	REBOUNDS
F Throw %	1st Half: 2-2 100%	2nd Half: 12-22 54.5%	Game: 58.3%	2

Florida, 16-9, 7-5 SEC		tot-fg		3-pt		rebounds		pf		tp		a to blk		s min				
#	Player	fg	fga	fg	fga	ft	fta	of	de	tot	pf	tp	a	to	blk	s	min	
03	Robinson, Devin	f	0	5	0	3	2	2	2	10	12	2	2	0	1	1	26	
10	Finney-Smith, Dorian	f	3	8	0	2	6	7	5	4	9	2	12	0	2	2	34	
15	Egbunu, John	c	2	9	0	0	6	14	5	6	11	4	10	0	3	1	32	
04	Allen, KeVaughn	g	5	12	1	5	1	2	2	2	4	1	12	2	0	0	1	34
11	Chiozza, Chris	g	3	12	0	4	1	2	1	3	4	3	7	2	5	0	28	
00	Hill, Kasey	g	1	3	0	1	0	0	1	1	3	2	0	0	0	1	8	
02	Francis-Ramirez, B.	g	0	3	0	2	0	0	1	0	1	0	2	0	1	0	10	
13	Hayes, Kevarrius	g	0	0	0	0	0	0	0	0	0	1	0	0	0	0	6	
24	Leon, Justin	g	4	11	2	4	0	0	4	1	5	1	10	0	0	0	21	
32	Rimmer, Schuyler	g	0	0	0	0	0	0	1	1	1	0	0	0	0	0	1	
TEAM								3		6								
Totals		18	63	3	21	16	27	23	31	54	18	55	5	12	4	6	200	

TOTAL FG%	1st Half: 9-30 30.0%	2nd Half: 9-33 27.3%	Game: 28.6%	DEADBALL
3-Pt. FG%	1st Half: 2-9 22.2%	2nd Half: 1-12 8.3%	Game: 14.3%	REBOUNDS
F Throw %	1st Half: 7-9 77.8%	2nd Half: 9-18 50.0%	Game: 59.3%	4

Officials: John Hampton, Tony Henderson, Willi CJ Washington; Technical fouls: UA-None. UF-None.; Attendance: 12045

Score by Periods	1st	2nd	Total
Alabama	23	38	61
Florida	27	28	55

Florida 57, Georgia 53

February 16, 2015 • 9 p.m. • Stegeman Coliseum • Athens, Ga.

Florida, 17-9, 8-5		tot-fg		3-pt		rebounds		pf		tp		a to blk		s min				
#	Player	fg	fga	fg	fga	ft	fta	of	de	tot	pf	tp	a	to	blk	s	min	
10	Finney-Smith, Dorian	f	1	10	0	6	5	7	2	5	7	1	7	2	2	1	0	35
24	Leon, Justin	f	2	7	0	3	1	2	5	3	8	1	5	1	1	1	1	23
15	Egbunu, John	c	4	8	0	0	2	2	0	7	7	3	10	0	0	5	0	28
00	Hill, Kasey	g	3	9	0	3	1	6	0	3	3	3	7	5	1	0	1	27
04	Allen, KeVaughn	g	7	13	4	9	1	2	1	1	2	2	19	0	1	1	2	34
02	Francis-Ramirez, B.	g	0	0	0	0	0	0	0	0	0	0	0	0	0	0	0	
03	Robinson, Devin	g	2	5	1	3	0	0	1	5	6	1	5	1	0	1	0	21
11	Chiozza, Chris	g	1	2	0	1	2	2	0	2	2	2	4	1	0	0	0	14
32	Rimmer, Schuyler	g	0	1	0	0	0	0	1	1	2	0	0	0	1	0	0	13
TEAM								1		2								
Totals		20	55	5	25	12	21	11	29	40	13	57	10	6	10	4	200	

TOTAL FG%	1st Half: 7-29 24.1%	2nd Half: 13-26 50.0%	Game: 36.4%	DEADBALL
3-Pt. FG%	1st Half: 1-17 5.9%	2nd Half: 4-8 50.0%	Game: 20.0%	REBOUNDS
F Throw %	1st Half: 4-6 66.7%	2nd Half: 8-15 53.3%	Game: 57.1%	3

Georgia, 14-10, 7-6		tot-fg		3-pt		rebounds		pf		tp		a to blk		s min				
#	Player	fg	fga	fg	fga	ft	fta	of	de	tot	pf	tp	a	to	blk	s	min	
01	Maten, Yante	f	4	17	1	1	2	2	4	4	8	1	11	1	0	2	0	33
34	Ogbeide, Derek	f	4	5	0	0	0	0	2	4	6	2	8	0	1	0	0	26
04	Mann, Charles	g	2	11	1	4	2	3	1	2	3	4	7	5	2	0	1	31
12	Gaines, Kenny	g	4	11	4	9	0	0	1	8	9	4	12	1	2	0	0	35
30	Frazier, J.J.	g	4	10	1	4	1	3	0	3	3	4	10	5	3	0	0	35
00	Jackson II, William	g	0	0	0	0	0	0	0	0	0	0	0	0	0	0	0	0
13	Wilridge, E'Torrian	g	0	0	0	0	0	0	0	0	0	0	0	0	0	0	0	4
24	Kessler, Houston	g	1	3	0	1	0	0	1	1	2	0	2	0	0	0	1	10
25	Geno, Kenny Paul	g	1	4	1	2	0	0	0	1	1	1	3	2	2	1	2	13
32	Edwards, Mike	g	0	1	0	0	0	0	0	2	2	1	0	0	0	0	0	13
TEAM								6		5		11						
Totals		20	62	8	21	5	8	15	30	45	17	53	15	10	3	4	199	

TOTAL FG%	1st Half: 10-31 32.3%	2nd Half: 10-31 32.3%	Game: 32.3%	DEADBALL
3-Pt. FG%	1st Half: 4-10 40.0%	2nd Half: 4-11 36.4%	Game: 38.1%	REBOUNDS
F Throw %	1st Half: 1-3 33.3%	2nd Half: 4-5 80.0%	Game: 62.5%	1

Officials: Ron Groover, Olandis Poole, Doug Simons; Technical fouls: Florida-None. Georgia-None.; Attendance: 8021

Score by Periods	1st	2nd	Total
Florida	19	38	57
Georgia	25	28	53

South Carolina 73, Florida 69 (OT)

February 20, 2016 • 12 p.m. • Colonial Life Arena • Columbia, S.C.

Florida, 17-10, 8-6 SEC		tot-fg		3-pt		rebounds		pf		tp		a to blk		s min				
#	Player	fg	fga	fg	fga	ft	fta	of	de	tot	pf	tp	a	to	blk	s	min	
10	Finney-Smith, Dorian	f	6	16	3	8	3	4	5	8	13	1	18	5	2	2	1	42
24	Leon, Justin	f	2	5	0	3	0	0	1	1	3	4	3	0	0	0	0	25
15	Egbunu, John	c	2	6	0	0	1	2	2	3	5	5	5	0	0	1	0	23
00	Hill, Kasey	g	0	4	0	1	0	0	2	2	3	0	7	4	0	1	20	
04	Allen, KeVaughn	g	3	8	0	3	3	3	0	1	1	0	9	0	1	0	1	34
02	Francis-Ramirez, B.	g	0	2	0	2	0	0	1	1	0	0	0	0	0	0	0	4
03	Robinson, Devin	g	6	11	3	6	2	2	3	5	8	0	17	1	0	3	1	40
11	Chiozza, Chris	g	4	11	3	9	0	0	3	3	2	11	2	4	0	0	0	25
13	Hayes, Kevarrius	g	1	2	0	0	3	4	2	2	4	3	5	1	0	1	0	10
32	Rimmer, Schuyler	g	0	0	0	0	0	0	0	0	1	0	0	2	0	0	2	
TEAM								3		1		4						
Totals		24	65	9	32	12	15	15	27	42	18	69	19	15	7	4	225	

TOTAL FG%	1st Half: 12-30 40.0%	2nd Half: 10-27 37.0%	Game: 36.9%	DEADBALL
3-Pt. FG%	1st Half: 4-13 30.8%	2nd Half: 4-13 30.8%	Game: 28.1%	REBOUNDS
F Throw %	1st Half: 5-7 71.4%	2nd Half: 7-8 87.5%	Game: 80.0%	3

South Carolina, 22-5, 9-5 SEC		tot-fg		3-pt		rebounds		pf		tp		a to blk	
-------------------------------	--	--------	--	------	--	----------	--	----	--	----	--	----------	--

2015-16 Box Scores

LSU 96, Florida 91

February 27, 2016 • 8:30 p.m. • Maravich Center • Baton Rouge, La.

Florida, 17-12, 8-8 SEC		tot-fg		3-pt		rebounds		pf		tp		a		to blk		s		min	
#	Player	fg	fga	fg	fga	ft	fta	of	de	of	de	of	de	of	de	of	de	of	de
03	Robinson, Devin	f	5	10	4	5	1	2	0	2	2	1	15	1	0	0	4	29	
10	Finney-Smith, Dorian	f	5	8	4	6	0	0	1	6	7	5	14	2	3	1	0	30	
15	Egbunu, John	c	8	11	0	0	6	13	2	2	4	2	22	1	3	0	0	31	
04	Allen, KeVaughn	g	2	6	0	4	2	3	0	2	2	4	6	2	0	0	0	23	
11	Chiozza, Chris	g	2	7	0	2	4	4	1	3	4	4	8	7	3	0	1	19	
00	Hill, Kasey	g	6	9	2	3	2	3	0	2	2	4	16	3	5	1	1	22	
01	Walker, DeVon	g	0	0	0	0	0	1	0	1	0	3	0	2	0	0	0	9	
02	Francis-Ramirez, B.	g	1	3	0	1	0	0	0	2	2	1	2	1	1	0	1	12	
13	Hayes, Kevarrius	g	2	2	0	0	0	0	2	2	1	4	1	0	0	0	0	5	
24	Leon, Justin	g	2	4	0	2	0	0	1	0	1	2	4	0	1	0	1	20	
TEAM								1		3		4							
Totals		33	60	10	23	15	25	7	24	31	27	91	20	16	2	8	200		

TOTAL FG%	1st Half: 12-28 42.9%	2nd Half: 21-32 65.6%	Game: 55.0%	DEADBALL
3-Pt. FG%	1st Half: 3-11 27.3%	2nd Half: 7-12 58.3%	Game: 43.5%	REBOUNDS
F Throw %	1st Half: 2-4 50.0%	2nd Half: 13-21 61.9%	Game: 60.0%	7

LSU, 17-12, 10-6 SEC		tot-fg		3-pt		rebounds		pf		tp		a		to blk		s		min	
#	Player	fg	fga	fg	fga	ft	fta	of	de	of	de	of	de	of	de	of	de	of	de
25	Simmons, Ben	f	6	12	0	0	10	12	2	9	11	2	22	5	4	0	4	40	
32	Victor II, Craig	f	4	6	0	0	2	2	0	1	1	5	10	1	1	0	17		
02	Blakeney, Antonio	g	9	13	2	3	12	17	1	0	1	0	32	1	3	1	1	37	
15	Patterson, Jalyn	g	4	7	3	6	0	2	0	1	1	2	11	1	1	0	5	37	
55	Quarterman, Tim	g	3	5	3	5	6	10	0	3	3	2	15	3	4	1	1	38	
05	Gray, Josh	g	2	6	0	2	0	0	0	3	3	0	4	1	0	0	1	10	
20	Bridgewater, Brian	g	0	0	0	0	0	0	0	0	0	2	0	0	0	0	0	1	
22	Malone, Darcy	g	1	3	0	2	0	0	1	4	5	5	2	0	2	0	2	20	
TEAM								1		2		3							
Totals		29	52	8	18	30	43	5	23	28	18	96	12	15	3	14	200		

TOTAL FG%	1st Half: 17-31 54.8%	2nd Half: 12-21 57.1%	Game: 55.8%	DEADBALL
3-Pt. FG%	1st Half: 4-10 40.0%	2nd Half: 4-8 50.0%	Game: 44.4%	REBOUNDS
F Throw %	1st Half: 2-4 50.0%	2nd Half: 28-39 71.8%	Game: 69.8%	7

Officials: Anthony Jordan, Patrick Evans, Mike Nance; Technical fouls: Florida-None. LSU-None.; Attendance: 13468

Score by Periods	1st	2nd	Total
Florida	29	62	91
LSU	40	56	96

Kentucky 88, Florida 79

March 1, 2016 • 7 p.m. • Stephen C. O'Connell Center • Gainesville, Fla.

Kentucky, 22-8, 12-5 SEC		tot-fg		3-pt		rebounds		pf		tp		a		to blk		s		min	
#	Player	fg	fga	fg	fga	ft	fta	of	de	of	de	of	de	of	de	of	de	of	de
22	Labissiere, Skal	f	5	10	0	0	1	4	3	5	8	4	11	0	1	1	1	15	
01	Poythress, Alex	f	5	12	0	0	2	2	0	10	10	5	12	1	1	1	0	30	
03	Ulis, Tyler	g	5	10	2	3	7	8	0	4	4	3	19	11	4	0	1	37	
13	Briscoe, Isaiah	g	4	7	0	0	5	6	2	1	3	5	13	3	0	0	0	32	
23	Murray, Jamal	g	5	10	4	6	7	10	0	8	8	2	21	4	3	1	0	39	
00	Lee, Marcus	g	2	2	0	0	1	2	1	7	8	3	5	0	1	4	0	26	
04	Matthews, Charles	g	0	0	0	0	0	0	0	0	0	0	0	0	0	0	0	3	
15	Humphries, Isaac	g	2	3	0	0	0	0	2	1	3	2	4	0	1	0	0	7	
25	Hawkins, Dominique	g	1	1	1	1	0	0	0	0	0	3	3	0	0	1	1	11	
TEAM								1		1		2							
Totals		29	55	7	10	23	32	9	36	45	27	88	19	13	8	3	200		

TOTAL FG%	1st Half: 17-34 50.0%	2nd Half: 12-21 57.1%	Game: 52.7%	DEADBALL
3-Pt. FG%	1st Half: 2-5 40.0%	2nd Half: 5-5 100%	Game: 70.0%	REBOUNDS
F Throw %	1st Half: 0-0 0.0%	2nd Half: 23-32 71.9%	Game: 71.9%	7

Florida, 17-13, 8-9 SEC		tot-fg		3-pt		rebounds		pf		tp		a		to blk		s		min	
#	Player	fg	fga	fg	fga	ft	fta	of	de	of	de	of	de	of	de	of	de	of	de
03	Robinson, Devin	f	3	7	2	2	3	4	1	3	4	5	11	0	0	1	0	32	
10	Finney-Smith, Dorian	f	5	12	1	5	4	6	3	2	5	3	15	5	1	0	1	37	
15	Egbunu, John	c	12	15	0	0	3	11	3	1	4	3	27	0	0	1	0	34	
04	Allen, KeVaughn	g	5	16	2	6	3	4	2	3	5	3	15	2	1	0	0	29	
11	Chiozza, Chris	g	1	9	0	4	0	2	1	4	5	4	2	4	2	0	1	25	
00	Hill, Kasey	g	3	8	0	0	2	6	0	2	2	4	8	4	0	0	2	23	
01	Walker, DeVon	g	0	0	0	0	0	0	0	2	2	1	0	0	1	0	0	4	
13	Hayes, Kevarrius	g	0	0	0	0	1	4	2	1	3	0	1	0	0	0	0	6	
14	Edwards, Lexx	g	0	0	0	0	0	0	0	0	0	1	0	0	0	0	0	1	
24	Leon, Justin	g	0	1	0	1	0	0	2	0	2	0	0	0	0	0	0	9	
TEAM								2		1		3							
Totals		29	68	5	18	16	37	16	19	35	24	79	15	5	2	4	200		

TOTAL FG%	1st Half: 12-35 34.3%	2nd Half: 17-33 51.5%	Game: 42.6%	DEADBALL
3-Pt. FG%	1st Half: 2-8 25.0%	2nd Half: 3-10 30.0%	Game: 27.8%	REBOUNDS
F Throw %	1st Half: 6-16 37.5%	2nd Half: 10-21 47.6%	Game: 43.2%	8

Officials: Olandis Poole, Ron Groover, Karl Hess; Technical fouls: Kentucky-None. Florida-None.; Attendance: 10684

Score by Periods	1st	2nd	Total
Kentucky	36	52	88
Florida	32	47	79

Florida 82, Missouri 72

March 5, 2016 • 7:30 p.m. • Mizzou Arena • Columbia, Mo.

Florida, 18-13, 9-9 SEC		tot-fg		3-pt		rebounds		pf		tp		a		to blk		s		min	
#	Player	fg	fga	fg	fga	ft	fta	of	de	of	de	of	de	of	de	of	de	of	de
03	Robinson, Devin	f	3	6	1	4	4	4	1	4	5	3	11	0	1	0	0	24	
10	Finney-Smith, Dorian	f	7	15	2	9	4	4	2	5	7	3	20	2	1	1	2	30	
15	Egbunu, John	c	2	3	0	0	5	9	1	5	6	3	9	0	2	3	0	28	
04	Allen, KeVaughn	g	3	12	1	6	6	6	0	3	3	1	13	2	1	1	1	28	
11	Chiozza, Chris	g	5	8	3	5	4	4	1	6	7	3	17	8	1	0	3	32	
00	Hill, Kasey	g	3	6	2	5	1	2	0	0	0	3	9	1	0	0	1	23	
01	Walker, DeVon	g	0	1	0	0	0	1	1	2	3	1	0	0	1	0	0	8	
13	Hayes, Kevarrius	g	1	1	0	0	1	3	0	1	1	0	3	0	0	2	0	12	
24	Leon, Justin	g	0	4	0	3	0	0	0	2	2	1	0	0	0	0	0	15	
TEAM								3		3									
Totals		24	56	9	32	25	33	6	31	37	18	82	13	7	7	7	200		

TOTAL FG%	1st Half: 14-33 42.4%	2nd Half: 10-23 43.5%	Game: 42.9%	DEADBALL
3-Pt. FG%	1st Half: 6-21 28.6%	2nd Half: 3-11 27.3%	Game: 28.1%	REBOUNDS
F Throw %				

2015-16 Box Scores

Texas A&M 72, Florida 66

March 11, 2016 • 1 p.m. • Bridgestone Arena • Nashville, Tenn.

Florida, 19-14, 9-9 SEC		tot-fg	3-pt	rebounds		pf		tp		a to blk		s min						
##	Player	fg	fga	ft	fta	of	de	tot	pf	tp	a	to	blk	s min				
03	Robinson, Devin	f	4	11	0	4	2	2	3	4	7	3	10	0	1	0	1	30
10	Finney-Smith, Dorian	f	5	13	1	4	0	2	5	4	9	1	11	1	0	3	0	33
13	Hayes, Kevarrius	c	0	0	0	0	0	0	2	2	2	2	0	0	0	1	0	11
04	Allen, KeVaughn	g	2	8	2	5	4	4	1	2	3	1	10	1	1	0	0	27
11	Chiozza, Chris	g	0	4	0	2	0	0	1	6	7	2	0	1	3	0	0	26
00	Hill, Kasey	g	6	11	0	1	6	9	0	3	3	1	18	2	2	1	2	28
15	Egbunu, John	g	4	5	0	0	3	4	3	3	6	5	11	0	3	0	0	21
24	Leon, Justin	g	3	8	0	3	0	0	2	2	4	2	6	0	0	0	0	19
32	Rimmer, Schuyler	g	0	2	0	0	0	0	0	0	0	0	0	0	0	0	0	5
TEAM						2		4				2						
Totals		24	62	3	19	15	21	17	28	45	17	66	5	12	5	3	200	

TOTAL FG%	1st Half: 13-29 44.8%	2nd Half: 11-33 33.3%	Game: 38.7%	DEADBALL
3-Pt. FG%	1st Half: 2-9 22.2%	2nd Half: 1-10 10.0%	Game: 15.8%	REBOUNDS
F Throw %	1st Half: 4-7 57.1%	2nd Half: 11-14 78.6%	Game: 71.4%	1

Texas A&M, 25-7, 13-5 SEC		tot-fg	3-pt	rebounds		pf		tp		a to blk		s min							
##	Player	fg	fga	ft	fta	of	de	tot	pf	tp	a	to	blk	s min					
34	Davis, Tyler	c	6	10	0	0	3	4	5	3	8	3	15	0	0	3	0	29	
11	Collins, Anthony	g	1	3	0	0	0	0	1	2	3	4	2	4	0	0	2	26	
12	Jones, Jalen	g	6	15	0	1	1	2	1	5	6	1	13	1	1	0	1	27	
21	Caruso, Alex	g	3	5	0	0	2	2	1	3	3	8	5	2	2	3	0	30	
23	House, Danuel	g	5	20	2	9	3	3	1	2	3	1	15	0	1	1	0	32	
01	Hogg, DJ	g	0	1	0	1	0	0	1	0	1	1	0	0	2	0	1	9	
03	Gilder, Admon	g	2	7	1	3	2	2	0	5	5	2	7	1	0	1	0	25	
10	Trocha-Morelos, Tonny	g	4	8	1	2	0	0	3	4	7	0	9	0	1	1	0	13	
42	Miller, Tavario	g	1	2	0	0	1	2	0	4	4	1	3	0	0	0	0	9	
TEAM						3		3				16		7		8		200	
Totals		28	71	4	16	12	15	17	26	43	16	72	11	7	8	7	200		

TOTAL FG%	1st Half: 14-39 35.9%	2nd Half: 14-32 43.8%	Game: 39.4%	DEADBALL
3-Pt. FG%	1st Half: 1-10 10.0%	2nd Half: 3-6 50.0%	Game: 25.0%	REBOUNDS
F Throw %	1st Half: 5-6 83.3%	2nd Half: 7-9 77.8%	Game: 80.0%	1

Officials: Joe Lindsay, Olandis Poole, Lee Cassell; Technical fouls: Florida-None. Texas A&M-None.; Attendance: 15227

Score by Periods	1st	2nd	Total
Florida	32	34	66
Texas A&M	34	38	72

Florida 97, North Florida 68

March 15, 2016 • 9 p.m. • UNF Arena • Jacksonville, Fla.

Florida, 20-14		tot-fg	3-pt	rebounds		pf		tp		a to blk		s min											
##	Player	fg	fga	ft	fta	of	de	tot	pf	tp	a	to	blk	s min									
03	Robinson, Devin	f	4	6	1	3	1	1	0	2	2	5	10	1	1	0	0	22					
10	Finney-Smith, Dorian	f	4	14	2	8	5	7	3	6	9	1	15	2	3	1	4	29					
15	Egbunu, John	c	6	10	0	0	1	3	2	8	10	0	13	1	0	0	0	24					
00	Hill, Kasey	g	6	13	2	4	0	0	0	2	2	3	14	3	3	0	5	30					
04	Allen, KeVaughn	g	4	8	4	7	1	2	0	0	0	0	13	2	0	0	0	27					
01	Walker, DeVon	g	0	1	0	0	0	0	0	3	3	0	0	0	0	0	0	5					
02	Francis-Ramirez, B.	g	0	1	0	1	0	0	0	0	0	1	0	0	0	0	0	2					
11	Chiozza, Chris	g	3	3	3	3	2	2	0	2	2	5	11	7	2	0	4	20					
13	Hayes, Kevarrius	g	2	2	0	0	0	0	2	0	2	1	4	2	0	0	0	12					
14	Edwards, Lexx	g	1	1	1	1	0	0	0	1	1	0	3	1	0	0	0	2					
20	Victor, Jhonny	g	0	0	0	0	0	0	0	0	0	0	0	0	0	0	0	1					
24	Leon, Justin	g	3	7	3	5	0	0	1	2	3	0	9	3	1	0	0	22					
32	Rimmer, Schuyler	g	2	2	0	0	1	2	0	0	0	0	5	0	0	0	0	4					
TEAM						1		1				16		97		23		10		13		200	
Totals		35	68	16	32	11	17	8	27	35	16	97	23	10	1	13	200						

TOTAL FG%	1st Half: 20-37 54.1%	2nd Half: 15-31 48.4%	Game: 51.5%	DEADBALL
3-Pt. FG%	1st Half: 12-18 66.7%	2nd Half: 4-14 28.6%	Game: 50.0%	REBOUNDS
F Throw %	1st Half: 5-7 71.4%	2nd Half: 6-10 60.0%	Game: 64.7%	4

North Florida, 22-12		tot-fg	3-pt	rebounds		pf		tp		a to blk		s min											
##	Player	fg	fga	ft	fta	of	de	tot	pf	tp	a	to	blk	s min									
02	Beech, Beau	f	5	12	1	4	2	2	1	5	6	3	13	3	2	0	0	33					
35	Davenport, Chris	f	5	8	1	2	3	4	1	4	5	3	14	2	4	1	0	27					
11	Mackey, Trent	g	3	8	3	8	0	0	1	1	2	3	9	0	2	0	0	33					
14	Moore, Dallas	g	8	15	2	5	5	5	0	7	7	0	23	5	5	0	0	36					
23	Malonga, Nick	g	0	3	0	2	0	0	1	3	4	1	0	0	0	0	0	14					
01	Odum, Karlos	g	0	0	0	0	0	0	0	0	0	0	0	0	0	0	0	3					
03	Driscoll, Chase	g	0	0	0	0	0	0	0	0	0	0	0	0	0	0	0	1					
10	Blount, Osborn	g	0	1	0	1	1	2	0	0	0	0	1	0	1	0	0	2					
12	Bodager, Aaron	g	2	3	2	2	0	0	0	0	0	0	1	6	0	4	0	23					
15	Dauda, Ismaila	g	0	0	0	0	0	0	0	0	0	0	0	0	0	0	0	2					
32	Daniels, Demarcus	g	1	5	0	1	0	0	1	4	5	2	2	2	3	1	3	26					
TEAM						1		3		4		6		27		33		13		68		200	
Totals		24	55	9	25	11	13	6	27	33	13	68	12	21	2	4	200						

TOTAL FG%	1st Half: 10-28 35.7%	2nd Half: 14-27 51.9%	Game: 43.6%	DEADBALL
3-Pt. FG%	1st Half: 4-14 28.6%	2nd Half: 5-11 45.5%	Game: 36.0%	REBOUNDS
F Throw %	1st Half: 1-1 100%	2nd Half: 10-12 83.3%	Game: 84.6%	0

Officials: Jerry Heater (R), Chuck Jones, AJ Desai; Technical fouls: Florida-None. North Florida-None.; Attendance: 6011

Score by Periods	1st	2nd	Total
Florida	57	40	97
North Florida	25	43	68

Florida 74, Ohio State 66

March 20, 2016 • 12 p.m. • Value City Arena • Columbus, Ohio

Florida, 21-14		tot-fg	3-pt	rebounds		pf		tp		a to blk		s min						
##	Player	fg	fga	ft	fta	of	de	tot	pf	tp	a	to	blk	s min				
03	Robinson, Devin	f	2	7	0	3	0	0	2	6	8	3	4	3	0	1	0	26
10	Finney-Smith, Dorian	f	5	13	2	6	4	6	2	10	12	3	16	2	1	0	1	32
13	Hayes, Kevarrius	c	5	5	0	0	4	4	2	1	3	3	14	0	0	0	1	28
00	Hill, Kasey	g	7	13	1	1	0	3	0	3	3	1	15	5	4	0	2	32
04	Allen, KeVaughn	g	3	12	1	5	0	0	4	4	0	7	1	0	0	0	2	32
11	Chiozza, Chris	g	2	5	0	1	2	3	0	1	1	1	6	3	2	0	1	21
24	Leon, Justin	g	5	9	2	3	0	0	5	2	7	3	12	0	0	1	0	17
32	Rimmer, Schuyler	g	0	0	0	0	0	0	0	0	0	1	0	0	1	0	0	12
TEAM						5		5				1						
Totals		29	64	6	19	10	16	16	27	43	15	74	14	9	2	7	200	

TOTAL FG%	1st Half: 14-33 42.4%	2nd Half: 15-31 48.4%	Game: 45.3%	DEADBALL
3-Pt. FG%	1st Half: 3			

2015-16 SEASON STATS

All Games | 21-15 Overall, 12-4 Home, 6-9 Away, 3-2 Neutral

Player	GP	GS	MIN	AVG	FG	FGA	FG%	3FG	FGA	3FG%	FT	FTA	FT%	OFF	DEF	TOT	AVG	PF	DQ	A	TO	BLK	STL	PTS	AVG
Finney-Smith, Dorian	36	36	1143	31.8	169	387	.437	71	193	.368	121	165	.733	89	211	300	8.3	78	2	75	68	29	33	530	14.7
Allen, KeVaughn	36	34	978	27.2	134	336	.399	51	162	.315	99	117	.846	18	79	97	2.7	56	0	57	35	5	41	418	11.6
Egbunu, John	34	30	857	25.2	149	252	.591	0	0	.000	92	173	.532	92	128	220	6.5	110	6	12	59	48	15	390	11.5
Hill, Kasey	36	17	858	23.8	118	302	.391	19	64	.297	71	132	.538	12	74	86	2.4	87	2	120	72	11	53	326	9.1
Robinson, Devin	36	18	832	23.1	114	249	.458	36	106	.340	59	78	.756	61	140	201	5.6	87	3	17	29	21	18	323	9.0
Chiozza, Chris	36	22	857	23.8	86	250	.344	41	128	.320	47	59	.797	10	94	104	2.9	82	2	156	65	2	39	260	7.2
Leon, Justin	34	11	507	14.9	72	146	.493	25	67	.373	12	26	.462	46	61	107	3.1	52	0	11	21	5	10	181	5.3
Murphy, Alex	3	0	23	7.7	4	10	.400	1	4	.250	1	4	.250	2	2	4	1.3	5	0	0	1	1	0	10	3.3
Hayes, Kevarrius	35	6	403	11.5	35	50	.700	0	0	.000	28	59	.475	45	47	92	2.6	64	0	7	17	20	11	98	2.8
Francis-Ramirez, B.	29	2	314	10.8	21	104	.202	10	59	.169	7	13	.538	7	22	29	1.0	25	0	15	10	0	10	59	2.0
Walker, DeVon	25	4	265	10.6	13	57	.228	2	19	.105	12	25	.480	18	24	42	1.7	25	0	6	9	6	5	40	1.6
Rimmer, Schuyler	25	0	162	6.5	13	30	.433	1	1	1.000	9	10	.900	10	20	30	1.2	25	0	3	7	5	0	36	1.4
Edwards, Lexx	10	0	15	1.5	1	5	.200	1	4	.250	1	2	.500	1	6	7	0.7	2	0	1	0	0	0	4	0.4
Hodskins, Zach	6	0	7	1.2	1	5	.200	0	2	.000	0	1	.000	0	1	1	0.2	2	0	0	0	0	0	2	0.3
Victor, Jhonny	5	0	5	1.0	0	1	.000	0	0	.000	0	0	.000	1	0	1	0.2	0	0	1	1	0	0	0	0.0
Team														58	58	116	3.2	0			11				0
Total	36				930	2184	.426	258	809	.319	559	864	.647	470	967	1437	39.9	700	15	481	405	153	235	2677	74.4
Opponents	36				868	2109	.412	233	679	.343	510	752	.678	405	959	1364	37.9	732	25	413	471	126	192	2479	68.9

SEC Games | 9-9 Overall, 6-3 Home, 3-6 Away

Player	GP	GS	MIN	AVG	FG	FGA	FG%	3FG	FGA	3FG%	FT	FTA	FT%	OFF	DEF	TOT	AVG	PF	DQ	A	TO	BLK	STL	PTS	AVG
Finney-Smith, Dorian	18	18	604	33.6	90	192	.469	33	93	.355	65	80	.813	43	112	155	8.6	43	1	34	38	12	12	278	15.4
Allen, KeVaughn	18	18	537	29.8	70	174	.402	28	86	.326	54	67	.806	13	42	55	3.1	30	0	29	20	3	21	222	12.3
Egbunu, John	18	17	500	27.8	79	142	.556	0	0	.000	60	116	.517	46	66	112	6.2	57	3	8	32	29	9	218	12.1
Robinson, Devin	18	5	391	21.7	50	105	.476	22	46	.478	30	40	.750	26	54	80	4.4	45	1	8	14	13	13	152	8.4
Chiozza, Chris	18	15	462	25.7	47	151	.311	19	76	.250	32	41	.780	7	50	57	3.2	45	0	94	38	0	15	145	8.1
Hill, Kasey	18	5	407	22.6	50	136	.368	10	37	.270	34	64	.531	5	37	42	2.3	49	0	55	33	9	24	144	8.0
Leon, Justin	18	11	328	18.2	46	91	.505	17	42	.405	7	19	.368	28	37	65	3.6	31	0	7	18	3	4	116	6.4
Murphy, Alex	1	0	4	4.0	1	2	.500	0	0	.000	1	2	.500	1	0	1	1.0	1	0	0	1	0	0	3	3.0
Francis-Ramirez, B.	14	0	103	7.4	7	40	.175	3	22	.136	2	2	1.000	4	9	13	0.9	5	0	5	4	0	2	19	1.4
Hayes, Kevarrius	17	1	147	8.6	7	15	.467	0	0	.000	9	25	.360	13	20	33	1.9	32	0	2	8	8	2	23	1.4
Rimmer, Schuyler	11	0	52	4.7	2	8	.250	0	0	.000	4	4	1.000	3	4	7	0.6	11	0	1	2	3	0	8	0.7
Walker, DeVon	11	0	86	7.8	0	11	.000	0	2	.000	1	5	.200	7	7	14	1.3	10	0	3	3	0	1	1	0.1
Edwards, Lexx	3	0	4	1.3	0	1	.000	0	1	.000	0	0	.000	0	2	2	0.7	2	0	0	0	0	0	0	0.0
Hodskins, Zach	1	0	1	1.0	0	1	.000	0	0	.000	0	0	.000	0	0	0	0.0	0	0	0	0	0	0	0	0.0
Team														31	31	62	3.4	0			6				0
Total	18				449	1069	.420	132	405	.326	299	465	.643	227	471	698	38.8	361	5	246	217	80	103	1329	73.8
Opponents	18				455	1049	.434	120	326	.368	286	424	.675	200	484	684	38.0	374	20	226	226	75	107	1316	73.1

SEC Tournament | 1-1 Overall, 1-1 Neutral

Player	GP	GS	MIN	AVG	FG	FGA	FG%	3FG	FGA	3FG%	FT	FTA	FT%	OFF	DEF	TOT	AVG	PF	DQ	A	TO	BLK	STL	PTS	AVG
Hill, Kasey	2	0	54	27.0	12	21	.571	1	3	.333	11	18	.611	0	3	3	1.5	2	0	7	5	1	3	36	18.0
Finney-Smith, Dorian	2	2	60	30.0	8	24	.333	3	9	.333	5	9	.556	6	12	18	9.0	3	0	4	0	4	2	24	12.0
Allen, KeVaughn	2	2	59	29.5	5	18	.278	4	10	.400	7	7	1.000	1	7	8	4.0	4	0	4	3	0	0	21	10.5
Egbunu, John	2	0	45	22.5	7	8	.875	0	0	.000	5	7	.714	9	6	15	7.5	9	1	0	4	0	0	19	9.5
Robinson, Devin	2	2	59	29.5	7	19	.368	2	8	.250	2	2	1.000	3	11	14	7.0	7	0	1	2	0	1	18	9.0
Leon, Justin	2	0	34	17.0	4	11	.364	0	5	.000	0	0	.000	3	3	6	3.0	4	0	0	0	0	0	8	4.0
Chiozza, Chris	2	2	54	27.0	2	13	.154	1	4	.250	0	0	.000	1	7	8	4.0	5	0	3	7	1	1	5	2.5
Hayes, Kevarrius	2	2	26	13.0	0	0	.000	0	0	.000	3	8	.375	1	7	8	4.0	6	0	0	1	1	0	3	1.5
Francis-Ramirez, B.	1	0	2	2.0	0	0	.000	0	0	.000	0	0	.000	0	0	0	0.0	0	0	0	0	0	0	0	0.0
Rimmer, Schuyler	1	0	5	5.0	0	2	.000	0	0	.000	0	0	.000	0	0	0	0.0	0	0	0	0	0	0	0	0.0
Walker, DeVon	1	0	2	2.0	0	0	.000	0	0	.000	0	0	.000	0	0	0	0.0	1	0	0	0	0	0	0	0.0
Team														2	3	5	2.5	0			2				0
Total	2				45	116	.388	11	39	.282	33	51	.647	26	59	85	42.5	41	1	19	24	7	7	134	67.0
Opponents	2				50	132	.379	6	28	.214	27	40	.675	30	58	88	44.0	42	2	19	19	9	11	133	66.5

National Invitation Tournament | 2-1 Overall, 2-1 Away

Player	GP	GS	MIN	AVG	FG	FGA	FG%	3FG	FGA	3FG%	FT	FTA	FT%	OFF	DEF	TOT	AVG	PF	DQ	A	TO	BLK	STL	PTS	AVG
Allen, KeVaughn	3	3	90	30.0	15	35	.429	7	19	.368	5	6	.833	1	7	8	2.7	2	0	4	2	0	4	42	14.0
Hill, Kasey	3	3	95	31.7	18	44	.409	4	9	.444	1														

2015-16 GAME-BY-GAME STATS

Game-by-Game Leaders

Opponent	Date	Score	W/L	POINTS	REBOUNDS	ASSISTS	STEALS	BLOCKED SHOTS
at Navy	11/13/15	59-41	W	13-Robinson	12-Finney-Smith	5-Hill	2-Chiozza/Egbunu/Hill	2-Egbunu/Robinson
N. CAROLINA A&T	11/16/15	104-54	W	15-Robinson/Walker	10-Finney-Smith	8-Hill	1-8 tied	2-Egbunu
vs Saint Joseph's	11/21/15	74-63	W	13-Finney-Smith/Hill	10-Robinson	4-Chiozza	2-Allen/Hayes/Hill	1-Egbunu
vs Purdue	11/22/15	70-85	L	19-Egbunu	8-Finney-Smith	4-Finney-Smith	2-Francis-Ramirez	1-Egbunu
VERMONT	11/25/15	86-62	W	20-Finney-Smith	8-Robinson	6-Finney-Smith	3-Finney-Smith	2-Hayes
FLORIDA GULF COAST	11/27/15	70-50	W	23-Finney-Smith	11-Egbunu	3-Allen/Chiozza	3-Finney-Smith	4-Egbunu
RICHMOND	12/1/15	76-56	W	17-Egbunu	14-Egbunu	7-Finney-Smith	2-Hayes	3-Finney-Smith
at Miami	12/8/15	55-66	L	14-Egbunu	6-Finney-Smith/Robinson	3-Chiozza	1-5 tied	1-Hayes
at Michigan State	12/12/15	52-58	L	13-Finney-Smith/Hill	9-Robinson	3-Chiozza/Finney-Smith	4-Hill	1-Egbunu/Finney-Smith
vs Oklahoma State	12/19/15	72-70	W	16-Finney-Smith	9-Finney-Smith	8-Hill	4-Chiozza	3-Egbunu
JACKSONVILLE	12/22/15	89-65	W	15-Allen	7-Hayes	7-Chiozza	2-Allen/Finney-Smith/Hill	3-Egbunu
FLORIDA STATE	12/29/15	71-73	L	32-Allen	7-Finney-Smith/Hayes/Robinson	5-Chiozza	2-Chiozza	3-Hayes
GEORGIA	1/2/16	77-63	W	18-Allen	12-Egbunu	6-Chiozza	4-Hill	2-Egbunu
at Tennessee	1/6/16	69-83	L	18-Allen	11-Finney-Smith	5-Hill	3-Finney-Smith	2-Egbunu
LSU	1/9/16	68-62	W	14-Finney-Smith/Leon	9-Leon	8-Chiozza	3-Hill	1-Egbunu/Hill
at Texas A&M	1/12/16	68-71	L	17-Finney-Smith	12-Finney-Smith	8-Chiozza	1-Egbunu	2-Egbunu
at Ole Miss	1/16/16	80-71	W	27-Allen	10-Finney-Smith	9-Chiozza	2-Hill	3-Egbunu
MISSISSIPPI STATE	1/19/16	81-78	W	20-Finney-Smith	13-Finney-Smith	5-Chiozza	2-Allen	1-Egbunu/Hill
AUBURN	1/23/16	95-63	W	24-Finney-Smith	9-Egbunu	8-Chiozza	2-Allen/Chiozza/Robinson	3-Egbunu
at Vanderbilt	1/26/16	59-60	L	16-Allen/Hill	14-Finney-Smith	3-Chiozza	2-Allen/Chiozza	1-Egbunu/Hayes/Hill
WEST VIRGINIA	1/30/16	88-71	W	24-Finney-Smith	6-Rimmer	6-Chiozza	2-Allen/Chiozza	1-4 tied
ARKANSAS	2/3/16	87-83	W	22-Finney-Smith	9-Finney-Smith	8-Chiozza	2-4 tied	2-Hill
at Kentucky	2/6/16	61-80	L	24-Finney-Smith	8-Finney-Smith	4-Chiozza	1-4 tied	1-Egbunu
OLE MISS	2/9/16	77-72	W	16-Finney-Smith	10-Egbunu	6-Hill	3-Hill	1-5 tied
ALABAMA	2/13/16	55-61	L	12-Allen/Finney-Smith	12-Robinson	2-Allen/Chiozza	2-Egbunu/Robinson	2-Finney-Smith
at Georgia	2/16/16	57-53	W	19-Allen	8-Leon	5-Hill	2-Allen	5-Egbunu
at South Carolina	2/20/16	69-73	L/OT	18-Finney-Smith	13-Finney-Smith	7-Hill	1-4 tied	3-Robinson
VANDERBILT	2/23/16	74-87	L	15-Leon	11-Finney-Smith	5-Hill	2-Chiozza	2-Robinson
at LSU	2/27/16	91-96	L	22-Egbunu	7-Finney-Smith	7-Chiozza	4-Robinson	1-Finney-Smith/Hill
KENTUCKY	3/1/16	79-88	L	27-Egbunu	5-Allen/Chiozza/Finney-Smith	5-Finney-Smith	2-Hill	1-Egbunu/Robinson
at Mizzou	3/5/16	82-72	W	20-Finney-Smith	7-Chiozza/Finney-Smith	8-Chiozza	3-Chiozza	3-Egbunu
vs Arkansas	3/10/16	68-61	W	18-Hill	9-Egbunu/Finney-Smith	5-Hill	2-Finney-Smith	1-Chiozza/Finney-Smith
vs Texas A&M	3/11/16	66-72	L	18-Hill	9-Finney-Smith	2-Hill	2-Hill	3-Finney-Smith
at North Florida	3/15/16	97-68	W	15-Finney-Smith	10-Egbunu	7-Chiozza	5-Hill	1-Finney-Smith
at Ohio State	3/20/16	74-66	W	16-Finney-Smith	12-Finney-Smith	5-Hill	2-Allen/Hill	1-Leon/Robinson
at Geo. Washington	3/23/16	77-82	L	22-Allen	8-Finney-Smith	7-Hill	2-Allen/Hill	2-Hayes

Game-by-Game Team/Opponent Statistics

Opponent	1st	2nd	Score	Margin	Total FG	FG Pct	3-Pointers	3FG Pct	Free Throws	FT Pct	Reb	Margin	Asst	TO	Blk	Stl	Fouls
Navy	29/19	30/22	59-41	+18	23-49/17-59	.469/.288	3-19/4-19	.158/.211	10-19/3-12	.526/.250	47/33	+14	8/9	19/13	6/2	8/7	19/19
NORTH CAROLINA A&T	52/27	52/27	104-54	+50	37-69/17-52	.536/.327	15-29/4-16	.517/.250	15-23/16-28	.652/.571	51/27	+24	20/5	13/16	7/2	8/9	23/21
Saint Joseph's	34/33	40/30	74-63	+11	26-68/22-55	.382/.400	8-32/3-18	.250/.167	14-20/16-27	.700/.593	46/35	+11	11/9	12/14	1/4	6/3	26/21
Purdue	38/43	32/42	70-85	(15)	26-65/30-60	.400/.500	6-20/11-26	.300/.423	12-18/14-20	.667/.700	34/43	(9)	9/15	7/13	1/4	8/3	19/14
VERMONT	34/29	52/33	86-62	+24	29-67/20-54	.433/.370	8-23/8-24	.348/.333	20-28/14-16	.714/.875	43/34	+9	13/13	8/17	3/2	10/1	16/24
FLORIDA GULF COAST	32/33	38/17	70-50	+20	26-71/20-58	.366/.345	5-23/3-8	.217/.375	13-19/7-11	.684/.636	44/45	(1)	12/9	6/18	11/3	11/4	11/20
RICHMOND	40/17	36/39	76-56	+20	28-68/21-62	.412/.339	6-22/7-20	.273/.350	14-23/7-20	.609/.350	57/36	+21	19/11	10/9	6/1	5/1	20/21
Miami	24/33	31/33	55-66	(11)	22-57/20-51	.386/.392	1-12/7-17	.083/.412	10-16/19-24	.625/.792	31/42	(11)	7/9	10/14	1/6	5/7	23/17
Michigan State	25/27	27/31	52-58	(6)	19-57/21-57	.333/.368	4-18/5-25	.222/.200	10-18/11-15	.556/.733	34/45	(11)	10/18	8/12	2/6	9/6	19/18
Oklahoma State	35/34	37/36	72-70	+2	26-61/23-56	.426/.411	8-26/8-20	.308/.400	12-26/16-22	.462/.727	37/42	(5)	11/8	7/14	7/2	10/2	17/19
JACKSONVILLE	39/31	50/34	89-65	+24	32-61/23-64	.525/.359	6-21/7-17	.286/.412	19-29/12-13	.655/.923	44/34	+10	19/8	10/11	6/0	6/4	17/24
FLORIDA STATE	31/41	40/32	71-73	(2)	24-60/26-63	.400/.413	4-25/10-24	.160/.417	19-29/11-15	.655/.733	43/36	+7	11/13	12/13	5/2	7/5	14/21
GEORGIA	38/31	39/32	77-63	+14	22-52/21-59	.423/.356	9-22/2-12	.409/.167	24-42/19-27	.571/.704	43/37	+6	12/10	14/14	4/3	6/6	24/28
Tennessee	31/53	38/30	69-83	(14)	24-70/31-66	.343/.470	9-26/6-19	.346/.316	12-19/15-21	.632/.714	40/49	(9)	16/16	14/15	5/5	8/8	18/14
LSU	34/31	34/31	68-62	+6	24-63/20-56	.381/.357	3-18/3-20	.167/.150	17-30/19-27	.567/.704	38/50	(12)	11/10	6/17	2/3	5/4	22/26
Texas A&M	28/33	40/38	68-71	(3)	27-61/22-61	.443/.361	10-26/7-23	.385/.304	4-12/20-30	.333/.667	41/39	+2	18/14	16/7	6/6	1/7	25/13
Ole Miss	49/30	31/41	80-71	+9	24-49/25-56	.490/.446	11-20/5-20	.550/.250	21-31/16-26	.677/.615	39/29	+10	18/11	16/10	4/7	5/11	18/21
MISSISSIPPI STATE	37/42	44/36	81-78	+3	26-58/30-67	.448/.448	9-21/6-21	.429/.286	20-33/12-17	.606/.706	45/33	+12	13/14	15/8	2/4	4/11	13/25
AUBURN	53/32	42/31	95-63	+32	33-58/24-67	.569/.358	9-19/6-24	.474/.250	20-24/9-14	.833/.643	44/31	+13	20/9	16/14	8/0	9/4	19/21
Vanderbilt	19/30	40/30	59-60	(1)	23-70/18-44	.329/.409	7-22/3-9	.318/.333	6-10/21-33	.600/.636	43/41	+2	6/9	13/19	3/9	6/4	24/15
WEST VIRGINIA	45/30	43/41	88-71	+17	26-49/25-58	.531/.431	12-20/7-20	.600/.350	24-31/14-16	.774/.875	30/32	(2)	16/10	14/18	4/2	6/8	21/27
ARKANSAS	39/37	48/46	87-83	+4	26-51/29-64	.510/.453	5-19/10-21	.263/.476	30-36/15-20	.833/.750	31/37	(6)	13/13	13/14	4/1	9/5	20/27
Kentucky	32/50	29/30	61-80	(19)	21-53/30-58	.396/.517	6-19/12-20	.316/.600	13-20/8-14	.650/.571	28/37	(9)	10/19	10/10	1/5	4/2	17/18
OLE MISS	36/29	41/43	77-72	+5	27-57/22-51	.474/.431	8-23/8-19	.348/.421	15-23/20-28	.652/.714	35/33	+2	15/8	16/16	5/0	6/8	21/23
ALABAMA	27/23	28/38	55-61	(6)	18-63/21-50	.286/.420	3-21/5-12	.143/.417	16-27/14-24	.593/.583	54/35	+19	5/10	12/10	4/5	6/8	18/22
Georgia	19/25	38/28	57-53	+4	20-55/20-62	.364/.323	5-25/8-21	.200/.381	12-21/5-8	.571/.625	40/45	(5)	10/15	6/10	10/3	4/4	13/17
South Carolina	33/30	31/34	69-73	(4)	24-65/27-69	.369/.391	9-32/7-19	.281/.368	12-15/12-16	.800/.750	42/39	+3	19/17	15/10	7/4	4/5	18/14
VANDERBILT	35/40	39/47	74-87	(13)	24-60/30-52	.400/.577	5-19/10-20	.263/.500	21-27/17-24	.778/.708	32/36	(4)	12/11	7/12	4/8	7/1	22/22
LSU	29/40	62/56	91-96	(5)	33-60/29-52	.550/.558	10-23/8-18	.435/.444	15-25/30-43	.600/.698	31/28	+3	20/12	16/15	2/3	8/14	27/18
KENTUCKY	32/36	47/52	79-88	(9)	29-68/29-55	.426/.527	5-18/7-10	.278/.700	16-37/23-32	.432/.719	35/45	(10)	15/19	5/13	2/8	4/3	24/27
Mizzou	46/28	36/44	82-72	+10	24-56/27-60	.429/.450	9-32/7-18	.281/.389	25-33/11-20	.758/.550	37/40	(3)	13/9	7/12	7/1	7/2	18/23
Arkansas	29/23	39/38	68-61	+7	21-54/22-61	.389/.361	8-20/2-12	.400/.167	18-30/15-25	.600/.600	40/45	(5)	14/8	12/12	2/1	4/4	24/26
Texas A&M	32/34	34/38	66-72	(6)	24-62/28-71	.387/.394	3-19/4-16	.158/.250	15-21/12-15	.714/.800	45/43	+2	5/11	12/7	5/8	3/7	17/16
North Florida	57/25	40/43	97-68	+29	35-68/24-55	.515/.436	16-32/9-25	.500/.360	11-17/11-13	.647/.846	35/33	+2	23/12	10/21	1/2	13/4	16/13
Ohio State	31/30	43/36	74-66	+8	29-64/23-59	.453/.390	6-19/6-22	.316/.273	10-16/14-16	.625/.875	43/35	+8	14/9	9/13	2/3	7/4	15/20
George Washington	36/39	41/43	77-82	(5)	28-65/31-65	.431/.477	7-24/8-24	.292/.333	14-16/12-20	.875/.600	35/40	(5)	13/10	9/10	3/1	6/6	22/17

Note: Game totals are displayed in the format TEAM/OPPONENT for each category

2015-16 SUPERLATIVES

Individual Game Highs

Category	Stat	Florida	Stat	Opponent
Points	32	KeVaughn Allen, FLORIDA STATE (12/29/15)	35	Jamal Murray, at Kentucky (2/6/16)
Field Goals Made	12	John Egbunu, KENTUCKY (3/1/16)	13	Jamal Murray, at Kentucky (2/6/16)
Field Goal Att.	18	Kasey Hill, at George Washington (3/23/16) KeVaughn Allen, FLORIDA STATE (12/29/15)	24	Danuel House, at Texas A&M (1/12/16)
Field Goal Pct. (Min. 5 Made)	1.000	5-5, Kevarrus Hayes, at Ohio State (3/20/16)	.923	12-13, Damian Jones, VANDERBILT (2/23/16)
3-Point Field Goals Made	6	KeVaughn Allen, at Ole Miss (1/16/16)	8	Jamal Murray, at Kentucky (2/6/16)
3-Point Field Goal Att.	9	KeVaughn Allen, WEST VIRGINIA (1/30/16) Dorian Finney-Smith, at Ole Miss (1/16/16) KeVaughn Allen, FLORIDA STATE (12/29/15)	11	Denzel Valentine, at Michigan State (12/12/15)
3-Point Field Goal Pct. (Min. 2 Made)	1.000	3-3, Chris Chiozza, at North Florida (3/15/16) Brandone Francis-Ramirez, WEST VIRGINIA (1/30/16)	1.000	3-3, Kevin Punter, at Tennessee (1/6/16)
Free Throws Made	9	KeVaughn Allen, WEST VIRGINIA (1/30/16) Dorian Finney-Smith, at Ole Miss (1/16/16) KeVaughn Allen, FLORIDA STATE (12/29/15)	14	Ben Simmons, LSU (1/9/16)
Free Throw Att.	16	Kasey Hill, GEORGIA (1/2/16)	17	Antonio Blakeney, at LSU (2/27/16)
Free Throw Pct.	1.000	9-9, KeVaughn Allen, WEST VIRGINIA (1/30/16) KeVaughn Allen, FLORIDA STATE (12/29/15)	1.000	8-8, Rapheal Davis, vs. Purdue (11/22/15)
Rebounds	14	Dorian Finney-Smith, at Vanderbilt (1/26/16) John Egbunu, RICHMOND (12/1/15)	17	Ben Simmons, LSU (1/9/16)
Assists	9	Chris Chiozza, at Ole Miss (1/16/16)	11	Tyler Ulis, KENTUCKY (3/1/16) Tyler Ulis, at Kentucky (2/6/16)
Steals	5	Kasey Hill, at North Florida (3/15/16)	5	Jalyn Patterson, at LSU (2/27/16)
Blocked Shots	5	John Egbunu, at Georgia (2/16/16)	6	Luke Kornet, at Vanderbilt (1/26/16)
Turnovers	6	Chris Chiozza, WEST VIRGINIA (1/30/16)	8	Stefan Moody, OLE MISS (2/9/16) Ben Simmon, LSU (1/9/16)

Team Game Superlatives

Category	High/Low	Stat	Florida	Stat	Opponent
Points	High	104	NORTH CAROLINA A&T (11/16/15)	96	at LSU (2/27/16)
	Low	52	at Michigan State (12/12/15)	41	at Navy (11/13/15)
Field Goals Made	High	37	NORTH CAROLINA A&T (11/16/15)	31	at George Washington (3/23/16); at Tennessee (1/6/16)
	Low	18	ALABAMA (2/13/16)	17	NORTH CAROLINA A&T (11/16/15); at Navy (11/13/15)
Field Goal Att.	High	71	FLORIDA GULF COAST (11/27/15)	71	vs. Texas A&M (3/11/16)
	Low	49	WEST VIRGINIA (1/30/16); at Ole Miss (1/16/16); at Navy (11/13/15)	44	at Vanderbilt (1/26/16)
Field Goal Pct.	High	.569	33-58, AUBURN (1/23/16)	.577	30-52, VANDERBILT (2/23/16)
	Low	.286	18-63, ALABAMA (2/13/16)	.288	20-62, at Navy (11/13/15)
3-Point Field Goals Made	High	16	at North Florida (3/15/16)	12	at Kentucky (2/6/16)
	Low	1	at Miami (12/8/15)	2	vs. Arkansas (3/10/16); GEORGIA (1/2/16)
3-Point Field Goal Att.	High	32	at UNF (3/13/16); at Mizz (3/1/16); at SC (2/20/16); vs. SJU (11/21/15)	26	vs. Purdue (11/22/15)
	Low	12	at Miami (12/8/15)	8	FLORIDA GULF COAST (11/27/15)
3-Point Field Goal Pct.	High	.600	12-20, WEST VIRGINIA (1/30/16)	.700	7-10, KENTUCKY (3/1/16)
	Low	.083	1-12, at Miami (12/8/15)	.150	3-20, LSU (1/9/16)
Free Throws Made	High	30	ARKANSAS (2/3/16)	30	at LSU (2/27/16)
	Low	4	at Texas A&M (1/12/16)	3	at Navy (11/13/15)
Free Throw Att.	High	42	GEORGIA (1/2/16)	43	at LSU (2/27/16)
	Low	10	at Vanderbilt (1/26/16)	8	at Georgia (2/16/16)
Free Throw Pct.	High	.875	14-16, at George Washington (3/23/16)	.923	JACKSONVILLE (12/22/15)
	Low	.333	4-12, at Texas A&M (1/12/16)	.250	3-12, at Navy (11/13/15)
Rebounds	High	57	RICHMOND (12/1/15)	50	LSU (1/9/16)
	Low	28	at Kentucky (2/6/16)	27	NORTH CAROLINA A&T (11/16/15)
Assists	High	23	at North Florida (3/15/16)	19	KENTUCKY (3/1/16); at Kentucky (2/6/16)
	Low	5	vs. Texas A&M (3/11/16); ALABAMA (2/13/16)	5	NORTH CAROLINA A&T (11/16/15)
Steals	High	13	at North Florida (3/15/16)	14	at LSU (2/27/16)
	Low	1	at Texas A&M (1/12/16)	1	VANDERBILT (2/23/16); RICHMOND (12/1/15); VERMONT (11/25/15)
Blocked Shots	High	11	FLORIDA GULF COAST (11/27/15)	9	at Vanderbilt (1/26/16)
	Low	1	Five times, last at North Florida (3/23/16)	0	OLE MISS (2/9/16); AUBURN (1/23/16); JACKSONVILLE (12/22/15)
Turnovers	High	19	at Navy (11/13/15)	21	at North Florida (3/15/16)
	Low	5	KENTUCKY (3/1/16)	7	vs. Texas A&M (3/11/16); at Texas A&M (1/12/16)
Fouls	High	27	at LSU (2/27/16)	28	GEORGIA (1/2/16)
	Low	11	FLORIDA GULF COAST (11/27/15)	13	at North Florida (3/15/16); at Texas A&M (1/12/16)

2015-16 MISCELLANEOUS STATS

Times Led UF in Scoring

<i>Includes times co-led</i>	Season	Career
Dorian Finney-Smith	18	37
KeVaughn Allen	9	9
Kasey Hill	5	8
John Egbunu	5	5
Devin Robinson	2	8
Justin Leon	2	2
DeVon Walker	1	1
Alex Murphy	0	1

Times Led UF in Rebounding

<i>Includes times co-led</i>	Season	Career
Dorian Finney-Smith	23	57
John Egbunu	7	7
Devin Robinson	6	10
Chris Chiozza	2	3
Kevarrius Hayes	2	2
Justin Leon	2	2
KeVaughn Allen	1	1
Schuyler Rimmer	1	1
DeVon Walker	0	1

Times Led UF in Assists

<i>Includes times co-led</i>	Season	Career
Chris Chiozza	19	26
Kasey Hill	13	53
Dorian Finney-Smith	5	14
KeVaughn Allen	1	1
Kevarrius Hayes	1	1

Double-Figure Scoring Games

	Season	Career
Dorian Finney-Smith	30	66
KeVaughn Allen	22	22
John Egbunu	22	22
Devin Robinson	20	30
Kasey Hill	16	24
Chris Chiozza	12	15
Justin Leon	7	7
Kevarrius Hayes	2	2
DeVon Walker	1	3
Brandone Francis-Ramirez	1	1
Alex Murphy	0	2

20-Point Games

	Season	Career
Dorian Finney-Smith	8	13
KeVaughn Allen	3	3
John Egbunu	2	2
Kasey Hill	0	1

Double-Figure Rebounding Games

	Season	Career
Dorian Finney-Smith	10	17
John Egbunu	7	7
Devin Robinson	4	4

Double-Doubles

	Season	Career
Dorian Finney-Smith	8	13
John Egbunu	6	6
Devin Robinson	3	3

Dunks (Season Total: 160)

	Season	Career
John Egbunu	75	75
Dorian Finney-Smith	18	55
Devin Robinson	18	35
KeVaughn Allen	13	13
Justin Leon	13	13
Kasey Hill	12	14
Kevarrius Hayes	9	9
Brandone Francis-Ramirez	1	1
Schuyler Rimmer	1	1
Alex Murphy	0	6
DeVon Walker	0	2

Charges Drawn (Season Total: 28)

	Season	Career
Kevarrius Hayes	7	7
Devin Robinson	6	9
Justin Leon	6	6
Brandone Francis-Ramirez	3	3
DeVon Walker	2	2
Chris Chiozza	1	3
John Egbunu	1	1
Dorian Finney-Smith	1	1
Kasey Hill	1	1
Alex Murphy	0	5

Point Distribution (%)

Freshmen	575	21.5%
Sophomores	975	36.4%
Juniors	583	21.8%
Seniors	544	20.3%
TOTAL	2,677	

Technical Fouls

Opponents	3
Florida	1

Technical Foul Free Throws

Opponents	1-1
Florida	5-6

Opening Tips Controlled

Opponents	17
Florida	19

First-Half Timeouts Called

Opponents	32
Florida	32

3-Second Violation

Opponents	2
Florida	8

Shot Clock Expired

Opponents	17
Florida	16

10-Second Violation

Opponents	3
Florida	0

Backcourt Violation

Opponents	3
Florida	1

Florida's First Sub

<i>Includes all when multiple players enter</i>	
Kevarrius Hayes	13
Kasey Hill	11
Justin Leon	7
Brandone Francis-Ramirez	5
Devin Robinson	5
Chris Chiozza	4
Schuyler Rimmer	4
John Egbunu	3

Scored UF's First Points

KeVaughn Allen	11
Dorian Finney-Smith	9
John Egbunu	5
Kasey Hill	3
Justin Leon	3
Devin Robinson	3
Chris Chiozza	1
Kevarrius Hayes	1

How Scored UF's First Points

Jump Shot	14
Layup	10
Dunk	5
3-Pointer	4
Free Throw	3

Three-Point Plays

<i>Ordered by most opportunities</i>	Season	Career
John Egbunu	10-22	10-22
Dorian Finney-Smith	9-14	19-30
Kasey Hill	6-14	9-23
Devin Robinson	10-10	15-20
KeVaughn Allen	7-7	7-7
Kevarrius Hayes	1-4	1-4
Chris Chiozza	3-3	3-5
Justin Leon	1-2	1-2
Zach Hodskins	0-1	0-1
Alex Murphy	0-0	1-2
DeVon Walker	0-0	0-1
TOTALS	47-77	66-117

Four-Point Plays

	Season	Career
Chris Chiozza	1-1	1-1
TOTALS	1-1	1-1

3-Pointer Streak - Team

Florida:	832 (at UK, 1/11/92)
Opponents:	592 (FAMU, 12/04/99)

Players in Double Figures

Players	Games
1	1
2	3
3	11
4	13
5	6
6	2

Runs

Run	Occurrences
8-0	18
9-0	7
10-0	5
11-0	5
12-0	1
13-0	2
15-0	2
16-0	1
18-0	1
21-0+	1

Largest run: 22-0 at South Carolina, 2/20/16

2015-16 MISCELLANEOUS STATS

Lineups and Record

Listed by position 1-5; Ordered by most wins

Chiozza, Allen, Leon, Finney-Smith, Egbunu	6-3
Hill, Allen, Robinson, Finney-Smith, Egbunu	4-2
Hill, Allen, Walker, Finney-Smith, Egbunu	3-1
Chiozza, Allen, Robinson, Finney-Smith, Egbunu	2-4
Chiozza, Francis-Ramirez, Robinson, Finney-Smith, Hayes	1-0
Chiozza, Hill, Allen, Finney-Smith, Hayes	1-0
Chiozza, Allen, Robinson, Finney-Smith, Hayes	1-1
Chiozza, Hill, Allen, Finney-Smith, Egbunu	1-1
Hill, Allen, Leon, Finney-Smith, Egbunu	1-1
Hill, Allen, Robinson, Finney-Smith, Hayes	1-1
Chiozza, Francis-Ramirez, Robinson, Finney-Smith, Egbunu	0-1

Note: Streak stats below are consecutive **team** games. A player's streak starts over if he misses a game.

Consecutive Games Played

Kasey Hill 80; Chris Chiozza 69; Devin Robinson 69; Dorian Finney-Smith 41; KeVaughn Allen 36; Justin Leon 15; Kevarrus Hayes 10; Schuyler Rimmer 4

Consecutive Starts

Dorian Finney-Smith 39; KeVaughn Allen 26; Devin Robinson 9; Kasey Hill 3; Kevarrus Hayes 2

Consecutive Games Scored

Dorian Finney-Smith 41; KeVaughn Allen 20; Devin Robinson 16; Kasey Hill 9; Justin Leon 5; Chris Chiozza 3; Kevarrus Hayes 3

Consecutive Games with a 3-Pointer

Dorian Finney-Smith 10; KeVaughn Allen 7; Kasey Hill 3; Justin Leon 3; Chris Chiozza 1

Consecutive Games with a Rebound

Dorian Finney-Smith 41; Chris Chiozza 22; Justin Leon 15; Kevarrus Hayes 10; Devin Robinson 8; Kasey Hill 4; KeVaughn Allen 2; Schuyler Rimmer 1

Consecutive Games with an Assist

Chris Chiozza 26; Kasey Hill 11; KeVaughn Allen 9

Consecutive Made Free Throws

	Active Streak	Season High
Kevarrus Hayes	6	6
Chris Chiozza	4	12
Justin Leon	4	4
Brandone Francis-Ramirez	3	3
KeVaughn Allen	2	17
Devin Robinson	2	9
Dorian Finney-Smith	1	13
Schuyler Rimmer	1	8
Kasey Hill	1	7
Lexx Edwards	1	1
Alex Murphy	1	1
John Egbunu	0	7
DeVon Walker	0	5

Scoring Margin

Largest Lead: 53, vs. North Carolina A&T, 11/16/15

Largest Deficit: 30, at Tennessee, 1/6/16

Largest Deficit Overcome: 11, vs. Mississippi State, 1/19/16

Largest Lead Lost: 7, 2x, last at South Carolina, 2/20/16

Situational Records

	2015-16	Under White
Controlling the Tip	13-6	Same
Scoring First	17-4	Same
Leading at Half	18-2	Same
Trailing at Half	3-13	Same
Tied at Half	0-0	Same
Leading with 5:00 Left	20-1	Same
Trailing with 5:00 Left	1-14	Same
Tied with 5:00 Left	0-0	Same
In Overtime	0-1	Same
When UF Outrebounds Opponent	13-7	Same
When UF is Outrebounded	8-8	Same
When Rebounds are the Same	0-0	Same
When UF Commits More Turnovers	5-5	Same
When UF Forces More Turnovers	13-9	Same
When Turnovers are the Same	3-1	Same
When UF Has More Free Throw Attempts	15-7	Same
When Opponent Has More Free Throw Attempts	5-8	Same
When Free Throw Attempts are the Same	1-0	Same
When UF Shoots 45% or Better from the Field	10-1	Same
When UF Shoots Less Than 45% from the Field	11-14	Same
When Opponent Shoots 45% or Better from the Field	2-7	Same
When Opponent Shoots Less Than 45% from the Field	19-8	Same
When UF Shoots Better Than Opponent from the Field	18-1	Same
When Opponent Shoots Better Than UF from the Field	3-14	Same
When UF Shoots 40% or Better from 3-Point Range	8-1	Same
When UF Shoots Less Than 40% from 3-Point Range	12-14	Same
When UF Shoots Better Than Opponent from 3-Point Range	12-3	Same
When UF Shoots 75% or Better from the Line	4-3	Same
When UF Shoots Less Than 75% from the Line	17-12	Same
When UF Bench Outscores Opponent's	15-9	Same
When Opponent Bench Outscores UF's	5-6	Same
When Bench Scoring is the Same	1-0	Same
Following a UF win	10-11	Same
Following a UF loss	10-4	Same
When 3 or More Players Score in Double Figures	18-14	Same
When 4 or More Players Score in Double Figures	13-8	Same
When 5 or More Players Score in Double Figures	7-1	Same
In White Uniforms	17-6	Same
In Blue Uniforms	3-6	Same
In Orange Uniforms	1-3	Same
In November	5-1	Same
In December	3-3	Same
In January	6-3	Same
In February	3-5	Same
In March	4-3	Same
In April	0-0	Same
On Sunday	1-1	Same
On Monday	1-0	Same
On Tuesday	6-6	Same
On Wednesday	2-2	Same
On Thursday	1-0	Same
On Friday	2-1	Same
On Saturday	8-5	Same

SINGLE-GAME RECORDS

INDIVIDUAL

Points

Overall: 54, Tony Miller vs. Chicago State, Feb. 29, 1972

Home Court: 54, Tony Miller vs. Chicago State, Feb. 29, 1972

Opponent's Court: 39, Tony Miller vs. Auburn, Jan. 8, 1972

Half: 28, Tony Miller vs. Chicago State, Feb. 29, 1972

One Overtime Period (5 min.): 13, Craig Brown vs. Ole Miss, Feb. 2, 1991 (second of two OTs)

Losing Effort: 39, Andy Owens vs. Louisville, Dec. 20, 1969

Freshman: 38, Vernon Delancy vs. Alabama, Jan. 24, 1981

Sophomore: 40, Eugene McDowell vs. Biscayne, Dec. 21, 1982

Junior: 54, Tony Miller vs. Chicago State, Feb. 29, 1972

Senior: 41, Andy Owens vs. Mississippi State, Feb. 21, 1970; Joe Hobbs vs. Georgia, March 1, 1958

By Opponent: 53, Chris Jackson (LSU), Dec. 10, 1988

Field Goals

Made:

21, Tony Miller vs. Chicago State (38 att.), Feb. 29, 1972

19, Dick Tomlinson vs. Tampa, Dec. 11, 1963

16, Andy Owens vs. Mississippi State (29 att.), Feb. 21, 1970

16, Neal Walk vs. LSU (31 att.), Jan. 6, 1968

16, Joe Hobbs vs. Georgia (36 att.), March 1, 1958

Made in Half:

11, Tony Miller vs. Chicago State, Feb. 9, 1972

10, Tony Miller vs. Auburn, Feb. 12, 1972

10, Neal Walk vs. LSU, Jan. 6, 1968

10, Joe Hobbs vs. Rollins, Dec. 8, 1955

Attempted:

38, Tony Miller vs. Chicago State, (made 21), Feb. 29, 1972

36, Joe Hobbs vs. Georgia, (made 16), March 1, 1958

31, Neal Walk vs. Alabama, (made 14), Jan. 27, 1968

29, Andy Owens vs. Mississippi State, (made 16), Feb. 21, 1970

29, Neal Walk vs. Georgia, (made 14), March 1, 1969

29, Harry Hamilton vs. Florida Southern, (made 14), Feb. 3, 1951

Percentage (minimum 6 attempts):

1.000, David Lee vs. Northeastern (12-12), Dec. 22, 2003

1.000, Erik Murphy vs. Wisconsin (10-10), Nov. 14, 2012

1.000, Joakim Noah vs. Savannah State (10-10), Jan. 18, 2006

1.000, Randall Leath vs. Biscayne (10-10), Nov. 21, 1981

1.000, Marreese Speights vs. South Carolina (8-8), Jan. 23, 2008

1.000, Patric Young vs. Mississippi State (6-6), Jan. 26, 2013

1.000, Jonathan Mitchell vs. Temple (6-6), Dec. 30, 2007

.929, Eugene McDowell vs. Miss. State (13-14), Jan. 5, 1983

.929, Reggie Hannah vs. Hofstra (13-14), Dec. 13, 1977

.923, Reggie Hannah vs. Mercer (12-13), Dec. 18, 1979

3-Pointers

Made:

11, Michael Frazier II at South Carolina (18 att.), March 4, 2014

9, Joe Lawrence vs. California (10 att.), Dec. 27, 1986

8, Kenny Boynton vs. Yale (10 att.), Jan. 6, 2013

8, Greg Stolt vs. LSU (15 att.), March 4, 1999

8, Jason Williams vs. Auburn (12 att.), Feb. 11, 1998

Attempted:

18, Michael Frazier II at South Carolina (11 made), March 4, 2014

18, Anthony Roberson vs. Tennessee (5 made), Jan. 19, 2005

16, Anthony Roberson vs. Alabama (7 made), March 12, 2004

15, Greg Stolt vs. LSU (8 made), March 4, 1999

14, 3x, last by Kenny Boynton vs. Vanderbilt (6 made), Jan. 9, 2010

Percentage (minimum 10 attempts):

.900, Joe Lawrence vs. California (9-of-10), Dec. 27, 1986

Consecutive Games with a 3-pointer:

41, Michael Frazier II, Jan. 23, 2014 to Jan. 24, 2015

39, Lee Humphrey, Nov. 14, 2006 to April 2, 2007

34, Kenny Boynton, Feb. 1, 2011 to Jan. 14, 2012

33, Brett Nelson, Dec. 2, 2000 to Dec. 2, 2001

29, Craig Brown, Jan. 24, 1993 to Jan. 18, 1994

28, Anthony Roberson, Nov. 27, 2004 to March 18, 2005

24, Anthony Roberson, Dec. 22, 2003 to Nov. 23, 2004

23, Dorian Finney-Smith, Nov. 16, 2015 to Feb. 9, 2016

23, Matt Walsh, Dec. 20, 2003 to March 14, 2004

22, Lee Humphrey, March 18, 2005 to Jan. 28, 2006

Free Throws

Made:

19, Joakim Noah vs. Georgia (22 att.), March 1, 2006

18, Neal Walk vs. LSU (21 att.), Feb. 5, 1968

17, Ronnie Williams vs. Alabama, (21 att.), March 3, 1983

17, Neal Walk vs. Miami (21 att.), Dec. 7, 1969

16, Dan Cross vs. Kentucky (16 att.), Feb. 18, 1995

16, Tom Barbee vs. Florida State (19 att.), Jan. 16, 1963

16, Joe Hobbs vs. Miami (16 att.), Jan. 16, 1958

Attempted:

22, Joakim Noah vs. Georgia (made 19), March 1, 2006

22, Reggie Hannah vs. Iowa State (made 15), Dec. 26, 1979

21, Ronnie Williams vs. Alabama (made 17), March 3, 1983

21, Neal Walk vs. Miami (made 17), Dec. 7, 1969

21, Neal Walk vs. LSU (made 18), Feb. 15, 1968

Made Without a Miss:

16, Dan Cross vs. Kentucky, Feb. 18, 1995

16, Joe Hobbs vs. Miami, Jan. 16, 1958

14, Matt Walsh vs. Vanderbilt, Feb. 7, 2004

14, Matt Walsh vs. Miami, Dec. 21, 2002

14, Sonny Powell vs. Miss. State, Feb. 20, 1954

Half:

13, Scott Stewart vs. Tennessee, Jan. 24, 1993 (second half)

12, Joe Hobbs vs. Miami, Jan. 16, 1958 (second half)

Rebounds

31, Neal Walk vs. Alabama, Jan. 27, 1968

31, Jim Zinn vs. Ole Miss, Feb. 18, 1957

30, Jim Zinn vs. Wofford, Dec. 5, 1955

30, Lew Doss vs. Miss. State, Feb. 19, 1955

29, Neal Walk vs. Kentucky, Dec. 4, 1967

Half:

22, Neal Walk vs. Florida State, Dec. 7, 1967

Assists

17, Jason Williams vs. Duquesne, Dec. 3, 1997

16, Jerry Hoover vs. Alabama, March 6, 1971

15, Steve Williams vs. Virginia Tech, Jan. 20, 1973

14, Mike Leatherwood vs. Furman, Jan. 18, 1969

14, Jerry Hoover vs. Auburn, Feb. 12, 1972

14, Boyd Welsch vs. Furman, Jan. 18, 1969

Starts

Consecutive Games Started:

128, Andrew DeClercq, 1991-94

Steals

8, Clifford Lett vs. Georgia, Jan. 7, 1989

7, Dan Werner vs. Georgia, Feb. 9, 2008

7, Brett Nelson vs. VMI, Dec. 28, 1999

7, Eddie Shannon at LSU, Jan. 20, 1999

7, Kenyan Weaks vs. Morehead State, Dec. 22, 1998

7, Dan Cross vs. Georgia, Feb. 16, 1994

7, Andrew DeClercq vs. Jacksonville, Dec. 8, 1992

7, Stacey Poole vs. Wichita State, Dec. 7, 1991

7, Hosie Grimsley vs. Tennessee, Jan. 17, 1990

Blocked Shots

9, Dwayne Davis vs. New Orleans, Dec. 27, 1989

7, 6x, last by Al Horford vs. Ole Miss, Feb. 16, 2005

Minutes Played

55, Richard Glasper vs. Tennessee, March 4, 1978 (3 OT)

53, Larry Brewster vs. Tennessee, March 4, 1978 (3 OT)

50, Reggie Hannah vs. Vanderbilt, Feb. 6, 1978 (2 OT)

49, Ronnie Williams vs. Vanderbilt, March 3, 1982 (2 OT)

48, 3x, last by Justin Hamilton vs. Miami, Dec. 21, 2002 (2OT)

SINGLE-GAME RECORDS

TEAM

Points

Overall: 131 vs. New Hampshire, 131-72, Nov. 29, 1999

Home Court: 131 vs. New Hampshire, 131-72, Nov. 29, 1999

Opponent's Court: 115 vs. Hawaii, 115-83, Dec. 29, 1986 at Honolulu, Hawaii, Hawaii Rainbow Classic

Neutral Court: 109 vs. Fairfield, 109-99 (2 OT), Dec. 15, 1978 at Providence, R.I., Industrial National Classic

First Half: 67 vs. Chicago State, 67-28, Feb. 29, 1972

Second Half: 71 vs. Jackson State, 71-34, March 16, 2007

Losing Effort: 101 vs. LSU, 111-101, Dec. 10, 1988

By Opponent: 116, Tennessee, 116-73, Jan. 11, 1979 at Tennessee; 116, Duke, 116-86, Dec. 9, 1998 at Duke

Both Teams: 212 vs. LSU, 101-111, Dec. 10, 1988

Fewest Points Scored Since 1938: 18, 3x, last vs. Alabama, Dec. 15, 1946

Fewest Points Allowed Since 1938: 15 vs. Georgia, Jan. 13, 1939

Fewest Points Scored in a Half Since 1966: 10 vs. Florida State, Dec. 7, 1966

Fewest Points Allowed in a Half Since 1966: 6 vs. Florida State, Dec. 7, 1966

Fewest Points Scored Since 1986: 40 vs. Georgetown, Feb. 10, 1990

Fewest Points Allowed Since 1986: 27 vs. Southern, Nov. 28, 2006

Fewest Points Allowed in a Half Since 1986: 9 vs. Alabama State, Nov. 11, 2012

Fewest Points Allowed vs. SEC Team Since 1950: 36, 2x, vs. Texas A&M, Feb. 1, 2014; vs. South Carolina, Jan. 30, 2013

Field Goals

Made:

50 vs. NW Missouri State, Dec. 9, 1974

49 vs. St. Thomas, Dec. 20, 1985

49 vs. South Florida, Dec. 4, 1971

48 vs. Chicago St., Feb. 29, 1972

47 vs. Miami, Jan. 9, 1964

Fewest Made:

13 vs. Georgia Southern, Dec. 15, 2007

13 vs. Virginia Tech, Dec. 29, 1969

14 vs. Georgetown, Feb. 10, 1990

15 vs. Tennessee, Jan. 25, 1997

15 vs. Vanderbilt, Feb. 3, 1968

Attempted:

113 vs. South Florida, Dec. 4, 1971

104 vs. LSU, Feb. 12, 1969

95 vs. Jacksonville, Dec. 1, 1967

94 vs. LSU, Dec. 18, 1970

90 vs. Chicago St., Feb. 29, 1972

90 vs. Auburn, Feb. 12, 1972

Fewest Attempted:

31 vs. Jacksonville, Feb. 18, 1980

33 vs. Ole Miss, Feb. 24, 1984

34 vs. Ole Miss, Jan. 16, 1982

34 vs. Auburn, March 4, 1981

35 vs. LSU, Jan. 27, 1990

Percentage:

.746 (44-59) vs. Missouri Western, Dec. 20, 1980

.696 (32-46) vs. Providence, Dec. 16, 1978

.690 (29-42) vs. Auburn, Jan. 13, 1961

.686 (24-35) vs. Ole Miss, Feb. 13, 1982

.682 (30-44) vs. Ole Miss, Feb. 26, 1983

Worst Percentage:

.245 vs. Virginia Tech, Dec. 29, 1969

.255 (13-51) vs. Georgia Southern, Dec. 15, 2007

.286 (18-63) vs. Alabama, Feb. 13, 2016

.288 (19-66) vs. Florida State, Dec. 18, 1993

.291 (16-55) vs. Ole Miss, Feb. 16, 2002

3-Pointers

Made:

18 vs. Robert Morris, Dec. 30, 1996

17 vs. Arkansas, Jan. 14, 1998

17 vs. Coastal Carolina, Nov. 30, 1998

17 vs. South Carolina, Feb. 24, 1999

17 vs. LSU, March 4, 1999

16 at North Florida, March 15, 2016

16 vs. New Hampshire, Nov. 28, 2001

Fewest Made:

0 vs. Kentucky, Jan. 11, 1992

0 vs. Charleston Southern, Dec. 4, 1991

0 vs. Ole Miss, Jan. 2, 1990

0 vs. Ole Miss, Feb. 5, 1989

0 vs. Tennessee, Jan. 23, 1988

0 vs. Georgia Tech, Nov. 23, 1987

Most in a Half:

12 at North Florida, March 15, 2016

12 vs. Vanderbilt, Jan. 25, 2009

11 vs. South Carolina, Feb. 24, 1999

11 vs. Jacksonville, Feb. 3, 1997

Attempted:

39 vs. Duquesne, Dec. 3, 1997

36 vs. FAMU, Dec. 17, 2006

36 vs. Alabama, March 12, 2004

36 vs. LSU, March 4, 1999

36 vs. UAB, Dec. 27, 1997

Fewest Attempted:

1 vs. Florida State, Dec. 1, 1989

2 vs. Georgia Tech, Nov. 23, 1987

2 vs. Ole Miss, Jan. 2, 1990

3 vs. Ole Miss, Feb. 5, 1989

4 vs. Tennessee, Jan. 17, 1987

4 vs. Kentucky, Feb. 18, 1995

4 vs. South Carolina, Jan. 8, 1992

Percentage (min. 10 attempts):

.800 (8-10) vs. Hawaii, Dec. 29, 1986

.769 (10-13) vs. Western Carolina, Dec. 2, 1986

.727 (8-11) vs. Georgia, Jan. 6, 1990

.714 (10-14) vs. California, Dec. 27, 1986

.700 (7-10) vs. Ohio State, Dec. 16, 1987

Percentage (min. 20 attempts):

.600 (12-20) vs. West Virginia, Jan. 30, 2016

.600 (12-20) at Ole Miss, Jan. 24, 2015

.600 (12-20) vs. Jacksonville, Dec. 4, 2009

.600 (15-25) vs. Vanderbilt, Jan. 25, 2009

.591 (13-22) vs. Vanderbilt, March 13, 2004

Percentage (min. 30 attempts):

.567 (17-30) vs. Coastal Carolina, Nov. 30, 1998

.514 (18-35) vs. Robert Morris, Dec. 30, 1996

.500 (16-32) at North Florida, March 15, 2016

.500 (15-30) vs. Auburn, Feb. 16, 2013

.486 (17-35) vs. South Carolina, Feb. 19, 1999

Free Throws

Made:

46 vs. Florida State, Dec. 6, 1962

40 vs. Morehead State, Dec. 22, 1998

40 vs. Mississippi State, Feb. 26, 1972

40 vs. Miami, Jan. 10, 1957

40 vs. Tulane, Jan. 7, 1955

Attempted:

56 vs. St. Joseph's, Dec. 19, 1956

54 vs. Mississippi State, Feb. 26, 1972

53 vs. Florida State, Dec. 6, 1962

53 vs. Tulane, Jan. 16, 1953

50 vs. Morehead State, Dec. 22, 1998

50 vs. Auburn, Jan. 8, 1993

Most Made Without a Miss:

27 vs. Tennessee, Jan. 8, 1994

17 vs. South Carolina, Jan. 5, 1997

14 vs. Alabama, Feb. 8, 2003

11 vs. Kentucky, March 4, 2012

10 vs. South Carolina, Jan. 25, 2006

10 vs. Mississippi State, March 11, 2005

Rebounds

79 vs. South Florida, Dec. 4, 1971

77 vs. LSU, Feb. 10, 1968

77 vs. Kentucky, Jan. 13, 1968

72 vs. LSU, Feb. 11, 1967

72 vs. Kentucky, Jan. 14, 1967

Offensive Rebounds:

26 vs. Louisville, Dec. 29, 1993

25 vs. Arkansas, Feb. 28, 1995

25 vs. Ole Miss, March 11, 1993

25 vs. Vanderbilt, Jan. 25, 1989

24 vs. Jackson State, March 16, 2007

24 vs. Vanderbilt, March 6, 1988

Defensive Rebounds:

40 vs. Richmond, Dec. 1, 2015

40 vs. Texas A&M, Feb. 1, 2014

40 vs. Eastern Kentucky, Dec. 22, 2004

40 vs. FAMU, Dec. 2, 2003

40 vs. Miami, Dec. 19, 1988

Fouls

37 vs. Florida Southern, Dec. 20, 1979

35 vs. Kentucky, Jan. 10, 1990

34 vs. LSU, Jan. 5, 1976

33 vs. Alabama, March 3, 1983

33 vs. Florida State, Jan. 26, 1981

33 vs. Mississippi State, Feb. 26, 1972

SINGLE-GAME & O'CONNELL CENTER RECORDS

Assists

37 vs. Chicago State, Feb. 29, 1972
 36 vs. Virginia Tech, Jan. 20, 1973
 34 vs. Miami, Feb. 21, 1987
 34 vs. SMU, Dec. 4, 1986
 33 vs. Pennsylvania, Dec. 28, 1974
 33 vs. Valdosta State, Dec. 1, 1972
 32 vs. Eastern Illinois, Nov. 21, 2002

Blocked Shots

14 vs. Eastern Illinois, Nov. 21, 2002
 13 vs. New Orleans, Dec. 27, 1989
 12, 5x, last vs. FAMU, Dec. 17, 2006
 11, 5x, last vs. Florida Gulf Coast, Nov. 27, 2015

Steals

25 vs. Morehead State, Dec. 22, 1998
 24 vs. Central Florida, Nov. 22, 1996
 23 vs. LSU, Jan. 20, 1999
 22 vs. VMI, Dec. 28, 1999
 21 vs. Tennessee, Jan. 17, 1990

Turnovers

Forced:

37 vs. Central Florida, Nov. 22, 1996
 36 vs. St. Thomas, Dec. 20, 1984
 33 vs. VMI, Dec. 28, 1999
 33 vs. Florida A&M, Dec. 4, 1999
 33 vs. Morehead State, Dec. 22, 1998
 33 vs. Bethune-Cookman, Nov. 23, 1998
 33 vs. Biscayne, Dec. 4, 1979

Committed:

38 vs. Biscayne, Dec. 4, 1979
 34 vs. Georgia Tech, Jan. 2, 1974
 32 vs. UNC Charlotte, Dec. 7, 1990
 30 vs. Bethune-Cookman, Nov. 23, 1998
 30 vs. Kentucky, Feb. 15, 1997
 30 vs. LSU, Feb. 1, 1983
 30 vs. Kentucky, Feb. 4, 1978

O'CONNELL CENTER SINGLE-GAME HIGHS

Scoring

53	Chris Jackson	LSU	12/10/88
43	Charles Bradley	South Florida vs. FSU*	12/10/82
40	Eugene McDowell	vs. Biscayne	12/21/82
39	Chuck Person	Auburn	2/6/85
38	Vernon Delancy	vs. Alabama	2/24/81
37	Joakim Noah	vs. Georgia	3/1/06
34	Buck Johnson	Alabama	2/26/86
33	Devan Downey	South Carolina	2/3/09
33	Greg Stolt	vs. South Florida	12/10/96
33	Keenan Carpenter	Auburn	2/15/89
33	Jose Vargas	LSU	12/16/86
32	KeVaughn Allen	vs. Florida State	12/29/15
32	Nick Calathes	vs. North Carolina State	1/3/09
32	Sundiata Gaines	Georgia	2/09/08
32	Dionte Christmas	Temple	12/30/07
32	Andrew Moten	vs. LSU	12/16/86
32	Andrew Moten	vs. Alabama	2/26/86
32	Willie Jones	Vanderbilt	2/24/82

*Florida Four Tournament

Rebounding

21	Eugene McDowell	vs. Georgia	1/6/82
20	Andrew DeClercq	vs. Kentucky	1/18/94
19	Shaquille O'Neal	LSU	2/27/91
18	Kenneth Faried	Morehead State	11/21/10
18	Al Horford	vs. Alabama	2/5/05
18	Mike Miller	vs. Kentucky	2/8/00
18	Corey Allen	Tennessee	2/27/93
18	Dwayne Davis	vs. Miami	12/19/88
18	Tito Horford	Miami	2/21/87
18	Jose Vargas	LSU	12/16/86
18	Ronnie Williams	vs. St. Leo	2/8/84
17	Ben Simmons	LSU	1/9/16
17	Melven Jones	vs. Alabama	1/28/87
17	Charles Barkley	Auburn	2/6/82
17	Ronnie Williams	vs. Florida State	1/26/81
17	Elvis Rolle	Florida State	1/26/81

O'CONNELL CENTER RECORDS

INDIVIDUAL

	Florida	Opponents
Points:	40, Eugene McDowell vs. Biscayne, Dec. 21, 1982	53, Chris Jackson for LSU, Dec. 10, 1988
Field Goals:	15, Eugene McDowell vs. Biscayne, Dec. 21, 1982 Vernon Delancy vs. Alabama, Jan. 24, 1981	18, Chuck Person for Auburn, Feb. 6, 1985
Field Goal Att.:	26, Anthony Roberson vs. Tennessee, Jan. 19, 2005	33, Chuck Person for Auburn, Feb. 6, 1985
Field Goal Pct.:	1.000, David Lee vs. Northeastern (12-12), Dec. 22, 2003 Erik Murphy vs. Wisconsin (10-10), Nov. 14, 2012 Marreese Speights vs. Tennessee (8-8), Mar. 5, 2008 Joakim Noah vs. Savannah State (10-10), Jan. 18, 2006 Randall Leath vs. Biscayne (10-10), Nov. 28, 1981	1.000, Boris Bojanovsky for Florida State (6-6), Nov. 29, 2013
3-Pt. FG:	8, Jason Williams vs. Auburn, Feb. 11, 1998	9, Terrence Woods for Florida A&M, Dec. 2, 2003
3-Pt. FG Pct:	1.000 Matt Walsh vs. Bethune Cookman (7-7), Dec. 28, 2002 Walter Hodge vs. Stetson (5-5), Dec. 20, 2006	1.000, Radenko Dobras for South Florida, (5-5), Dec. 15, 1991 John Caylor for Auburn, (5-5), Feb. 6, 1988
Free Throws:	19, Joakim Noah vs. Georgia, March 1, 2006	16, Chris Jackson for LSU, Dec. 10, 1988
FT Attempts:	22, Joakim Noah vs. Georgia, March 1, 2006	17, Shaquille O'Neal for LSU, Feb. 5, 1992 Chris Jackson for LSU, Dec. 10, 1988
FT Pct:	1.000, Jason Williams vs. Tennessee (12-12), Jan. 3, 1998 Teddy Dupay vs. Jacksonville (10-10), Dec. 12, 1998 Joe Lawrence vs. LSU (10-10), Feb. 1, 1984	1.000, Tyrone Beaman for Tennessee, (12-12), Feb. 18, 1984 Litterial Green for Georgia, (10-10), Feb. 29, 1992
Rebounds:	21, Eugene McDowell vs. Georgia, Jan. 6, 1982	19, Shaquille O'Neal for LSU, Feb. 27, 1991
Assists:	17, Jason Williams vs. Duquesne, Dec. 3, 1997	13, Roderick Barnes for Ole Miss, Feb. 12, 1986
Blocked Shots:	7, Al Horford vs. Ole Miss, Feb. 16, 2005 Andrew DeClercq vs. Richmond, March 19, 1992 Dwayne Schintzius vs. South Florida, Dec. 23, 1989 Dwayne Schintzius vs. Ohio State, Dec. 16, 1987 Dwayne Schintzius vs. Florida State, Dec. 12, 1987	7, Jarvis Varnado for Mississippi State, March 1, 2008 Tim Duncan for Wake Forest, Dec. 9, 1995
Steals:	7, Dan Werner vs. Georgia, Feb. 9, 2008 Brett Nelson vs. VMI, Dec. 28, 1999 Kenyan Weaks vs. Morehead State, Dec. 22, 1998 Jason Williams vs. Mississippi State, Feb. 4, 1998 Dan Cross vs. Georgia, Feb. 16, 1994 Andrew DeClercq vs. Jacksonville, Dec. 8, 1992 Hosie Grimsley vs. Tennessee, Jan. 17, 1990	7, Tony Williams for Florida State vs. South Florida, Dec. 10, 1982, Florida Four Tournament
Minutes:	46, Vernon Delancy vs. Tennessee, Feb. 18, 1984	45, Johnny Jones for LSU, Feb. 28, 1983

TEAM

	Florida	Opponents
Points:	131 vs. New Hampshire, Nov. 29, 1999	111 by LSU, Dec. 10, 1988
Points (Half):	70 vs. Coastal Carolina, Nov. 30, 1998	58 by Georgia, Feb. 22, 1995
Margin of Victory:	75 vs. Florida A&M, 125-50, Dec. 10, 2000	31 by Kentucky, 94-63, Feb. 24, 1996
Field Goals:	46 vs. New Hampshire, Nov. 29, 1999 vs. Western Carolina, Dec. 2, 1986	40 by Kentucky, Jan. 29, 1997
Field Goal Att.:	83 vs. FAU, Nov. 27, 2000	80 by LSU, Jan. 3, 1981
FG Pct:	.660 vs. Bethune-Cookman, 35-53, Dec. 9, 2005	.649 by Ole Miss, 24-37, Feb. 13, 1982
3-Pt. FG:	17 vs. South Carolina, Feb. 24, 1999 vs. Coastal Carolina, Nov. 30, 1998	15 by Florida A&M, Dec. 2, 2003
3-Pt. FG Att.:	39 vs. Duquesne, Dec. 3, 1997	38 by Florida A&M, Dec. 2, 2003
3-Pt. FG Pct (min. 10):	.769 vs. Western Carolina, (10-13), Dec. 2, 1986	.700 by Kentucky, (7-10), March 1, 2016
Free Throws:	40 vs. Morehead State, Dec. 22, 1998	34 by Florida State, Jan. 26, 1981
FT Attempts:	50 vs. Morehead State, Dec. 22, 1998 vs. Auburn, Jan. 8, 1983	47 by Florida State, Jan. 26, 1981
FT Pct (min. 10):	1.000 vs. South Carolina, (16-16), Jan. 15, 1997 vs. Alabama, (14-14), Feb. 8, 2003	.933 by LSU, (14-15), Jan. 17, 1998
Rebounds:	59 vs. Florida A&M, Dec. 2, 2003	58 by LSU, Feb. 5, 1992
Assists:	34 vs. Miami, Feb. 21, 1987	26 by Mississippi State, Dec. 6, 1980
Turnovers:	30 vs. Bethune-Cookman, Nov. 23, 1998 vs. LSU, Feb. 1, 1983	37 by Central Florida, Nov. 22, 1996
Blocked Shots:	14 vs. Eastern Illinois, Nov. 21, 2002	10 by Maryland, Dec. 10, 2003
Steals:	25 vs. Morehead State, Dec. 22, 1998	19 by Kentucky, Feb. 18, 1998
Personal Fouls:	33 vs. Florida State, Jan. 26, 1981	35 by Central Florida, Nov. 18, 1997

CAREER RECORDS

Games Played

1.	Walter Hodge	2005-09	151
2.	Patric Young	2010-14	150
3.	Kenny Boynton	2009-13	145
4.	Erving Walker	2008-12	144
5.	Scottie Wilbekin	2010-14	143
6.	Chandler Parsons	2007-11	142
	Alex Tyus	2007-11	142
8.	Chris Richard	2003-07	141
	Dan Werner	2006-10	141
10.	Erik Murphy	2009-13	136
	Lee Humphrey	2003-07	136

Active Leader:

Kasey Hill	2013-present	101
------------	--------------	-----

Games Started

1.	Kenny Boynton	2009-13	142
2.	Andrew DeClercq	1991-95	128
3.	Udonis Haslem	1998-2002	125
4.	Andrew Moten	1983-87	124
5.	Eugene McDowell	1981-85	117
6.	Erving Walker	2008-12	113
7.	Dwayne Schintzius	1986-90	110
8.	Ronnie Williams	1980-84	109
9.	Patric Young	2010-14	107
	Eddie Shannon	1995-99	107

Active Leader:

Kasey Hill	2013-present	57
------------	--------------	----

Minutes (Since 1975)

1.	Kenny Boynton	2009-13	4,673
2.	Erving Walker	2008-12	4,358
3.	Eugene McDowell	1981-85	4,100
4.	Chandler Parsons	2007-11	3,964
5.	Andrew Moten	1983-87	3,930
6.	Ronnie Williams	1980-84	3,898
7.	Eddie Shannon	1995-99	3,676
8.	Patric Young	2010-14	3,644
9.	Walter Hodge	2005-09	3,587
10.	Andrew DeClercq	1991-95	3,503

Active Leader:

Kasey Hill	2013-present	2,561
------------	--------------	-------

Minutes Per Game

(Since 1975/Min. 50 Games)

1.	Ronnie Williams	1980-84	35.43
2.	Eugene McDowell	1981-85	35.04
3.	Richard Glasper	1976-78	33.15
4.	Nick Calathes	2007-09	32.97
5.	Vernon Delancy	1980-84	32.39
6.	Kenny Boynton	2009-13	32.23
7.	Mike Moses	1980-82	31.72
8.	Eddie Shannon	1995-99	31.68
9.	Dwayne Schintzius	1986-90	31.59
10.	Andrew Moten	1983-87	31.44

Active Leader:

Kasey Hill	2013-present	25.36
------------	--------------	-------

Points

1.	Ronnie Williams	1980-84	2,090
2.	Kenny Boynton	2009-13	2,033
3.	Andrew Moten	1983-87	1,930
4.	Udonis Haslem	1998-2002	1,781
5.	Erving Walker	2008-12	1,777
6.	Stacey Poole	1989-93	1,678
7.	Dwayne Schintzius	1986-90	1,624
8.	Neal Walk	1966-69	1,600
9.	Gene Shy	1972-76	1,573
10.	Matt Bonner	1999-2003	1,570

Active Leader:

Kasey Hill	2013-present	738
------------	--------------	-----

Scoring Average

1.	Neal Walk	1966-69	20.8
2.	Joe Hobbs	1955-58	19.6
3.	Tony Miller	1970-73	19.5
4.	Andy Owens	1967-70	19.0
	Ronnie Williams	1980-84	19.0
6.	Bob Emrick	1953-57	17.0
7.	Vernon Maxwell	1984-86	16.6
8.	Chip Williams	1972-75	16.4
9.	Nick Calathes	2007-09	16.3
10.	Anthony Roberson	2002-05	15.8

Active Leader:

KeVaughn Allen	2015-present	11.6
----------------	--------------	------

Rebounds

1.	Neal Walk	1966-69	1,181
2.	Eugene McDowell	1981-85	1,063
3.	Andrew DeClercq	1991-95	958
4.	Ronnie Williams	1980-84	954
5.	Dwayne Davis	1987-91	921
6.	Al Horford	2004-07	869
	David Lee	2001-05	869
	Bob Emrick	1953-57	869
9.	Chandler Parsons	2007-11	859
10.	Gary Keller	1964-67	855

Active Leader:

Devin Robinson	2014-present	293
----------------	--------------	-----

Rebounds Per Game

1.	Neal Walk	1966-69	15.3
2.	Cliff Luyk	1958-62	14.1
3.	Jim Zinn	1955-58	12.7
4.	Rick Casares	1950-53	11.4
5.	Gary Keller	1964-67	11.3
6.	Chip Williams	1972-75	10.2
7.	Bob Emrick	1953-57	9.5
8.	Eugene McDowell	1981-85	9.1
9.	Bob Sherwood	1956-60	9.0
10.	Reggie Hannah	1977-80	8.9

Active Leader:

John Egbunu	2015-present	6.5
-------------	--------------	-----

Double-Doubles

(Since 1971)

1.	Eugene McDowell	1981-85	43
2.	Ronnie Williams	1980-84	40
3.	Bob Smyth	1975-77	33
4.	Dwayne Davis	1987-91	31
	Chip Williams	1972-75	31
6.	Reggie Hannah	1977-80	29
7.	Al Horford	2004-07	28
8.	Udonis Haslem	1998-2002	25
9.	Andrew DeClercq	1991-95	23
10.	David Lee	2001-05	22

Active Leader:

John Egbunu	2015-present	7
-------------	--------------	---

Field Goal Percentage

(Min. 500 Attempts)

1.	Dwayne Davis	1987-91	572-892	.641
2.	Joakim Noah	2004-07	405-663	.611
3.	Vernon Macklin	2009-11	347-579	.599
4.	Eugene McDowell	1981-85	642-1,075	.597
5.	Al Horford	2004-07	426-725	.588
6.	Ronnie Williams	1980-84	772-1,319	.585
7.	Udonis Haslem	1998-2002	633-1,084	.584
8.	David Lee	2001-05	543-935	.581
9.	Patric Young	2010-14	536-929	.577
10.	Casey Prather	2010-14	308-541	.569

Active Leader:

John Egbunu	2015-present	149-252	.591
-------------	--------------	---------	------

Field Goals Made

1.	Ronnie Williams	1980-84	772
2.	Stacey Poole	1989-93	730
3.	Andrew Moten	1983-87	711
4.	Dwayne Schintzius	1986-90	695
5.	Kenny Boynton	2009-13	666
6.	Eugene McDowell	1981-85	642
7.	Gene Shy	1972-76	639
8.	Udonis Haslem	1998-2002	633
9.	Matt Bonner	1999-2003	580
10.	Dwayne Davis	1987-91	572
	Neal Walk	1966-69	572

Active Leader:

Kasey Hill	2013-present	264
------------	--------------	-----

Field Goals Attempted

1.	Kenny Boynton	2009-13	1,671
2.	Stacey Poole	1989-93	1,578
3.	Andrew Moten	1983-87	1,572
4.	Gene Shy	1972-76	1,415
5.	Dwayne Schintzius	1986-90	1,407
6.	Erving Walker	2008-12	1,345
7.	Bob Emrick	1953-57	1,324
8.	Ronnie Williams	1980-84	1,319
9.	Joe Hobbs	1955-58	1,293
10.	Tony Miller	1970-73	1,212

Active Leader:

Kasey Hill	2013-present	677
------------	--------------	-----

3-Pt Field Goal Percentage

(Since 3-pointer was instituted in 1986-87 / Min. 100 Attempts)

1.	Joe Lawrence	1983-87	64-127	.504
2.	Andrew Moten	1983-87	61-137	.445
3.	Lee Humphrey	2003-07	288-649	.444
4.	Pat Lawrence	1984-88	55-126	.437
5.	Erik Murphy	2009-13	143-329	.435
6.	Michael Frazier II	2012-15	227-525	.432
7.	Kenyan Weaks	1996-2000	198-464	.427
8.	Brett Nelson	1999-2003	228-540	.422
9.	Greg Stolt	1995-99	243-578	.420
10.	Dan Williams	1994-98	79-191	.414

Active Leader:

Justin Leon	2015-present	25-67	.373
-------------	--------------	-------	------

3-Point Field Goals Made

(Since 3-pointer was instituted in 1986-87)

1.	Kenny Boynton	2009-13	333
2.	Lee Humphrey	2003-07	288
3.	Erving Walker	2008-12	285
4.	Brett Nelson	1999-2003	274
5.	Anthony Roberson	2002-05	267
6.	Greg Stolt	1995-99	243
7.	Michael Frazier II	2012-15	227
8.	Kenyan Weaks	1996-2000	198
9.	Matt Walsh	2002-05	192
10.	Teddy Dupay	1998-2001	188

Active Leader:

Chris Chiozza	2014-present	62
---------------	--------------	----

3-Point Field Goals Attempted

(Since 3-pointer was instituted in 1986-87)

1.	Kenny Boynton	2009-13	978
2.	Erving Walker	2008-12	755
3.	Brett Nelson	1999-2003	689
4.	Anthony Roberson	2002-05	665
5.	Lee Humphrey	2003-07	649
6.	Greg Stolt	1995-99	578
7.	Michael Frazier II	2012-15	525
8.	Teddy Dupay	1998-2001	496
9.	Matt Walsh	2002-05	483
10.	Kenyan Weaks	1996-2000	464

Active Leader:

Chris Chiozza	2014-present	193
---------------	--------------	-----

CAREER RECORDS

Free Throw Percentage

(Min. 140 Attempts)

1.	Anthony Roberson	2002-05	210-243	.864
2.	Taurean Green	2004-07	350-409	.856
3.	Michael Frazier II	2012-15	135-158	.854
4.	Joe Hobbs	1955-59	241-286	.843
5.	Bruno Caldwell	1972-75	172-205	.839
6.	Brooks Henderson	1962-65	337-406	.830
7.	Scott Stewart	1989-93	121-146	.829
8.	Brett Nelson	1999-2003	189-229	.825
9.	Andy Owens	1967-70	345-426	.810
10.	Teddy Dupay	1998-2001	238-296	.804

Active Leader:

KeVaughn Allen	2015-present	99-117	.846
----------------	--------------	--------	------

Free Throws Made

1.	Ronnie Williams	1980-84	546
2.	Udonis Haslem	1998-2002	515
3.	Bob Emrick	1953-57	514
4.	Sonny Powell	1951-55	487
5.	Neal Walk	1966-69	456
6.	Andrew Moten	1983-87	447
7.	Erving Walker	2008-12	438
8.	Dan Cross	1991-95	411
9.	Kenny Boynton	2009-13	368
10.	Taurean Green	2004-07	350
	David Lee	2001-05	350

Active Leader:

Kasey Hill	2013-present	178
------------	--------------	-----

Free Throws Attempted

1.	Ronnie Williams	1980-84	785
2.	Udonis Haslem	1998-2002	773
3.	Bob Emrick	1953-57	673
4.	Sonny Powell	1951-55	625
5.	Neal Walk	1966-69	619
6.	Andrew Moten	1983-87	605
7.	Erving Walker	2008-12	552
8.	Dan Cross	1991-95	525
9.	Livingston Chatman	1987-91	521
10.	David Lee	2001-05	514

Active Leader:

Kasey Hill	2013-present	313
------------	--------------	-----

Assists

(Since 1967-68)

1.	Erving Walker	2008-12	547
2.	Ronnie Montgomery	1984-88	503
3.	Eddie Shannon	1995-99	493
4.	Nick Calathes	2007-09	452
5.	Vernon Delancy	1980-84	427
6.	Greg Williams	1993-97	423
7.	Scottie Wilbekin	2010-14	419
8.	Andrew Moten	1983-87	411
9.	Brett Nelson	1999-2003	406
10.	Taurean Green	2004-07	397

Active Leader:

Kasey Hill	2013-present	369
------------	--------------	-----

Assists per Game

(Min. 50 Games, Since 1967-68)

1.	Nick Calathes	2007-09	6.28
2.	Richard Gasper	1976-78	4.26
3.	Eddie Shannon	1995-99	4.25
4.	Vernon Delancy	1980-84	4.18
5.	Mike Leatherwood	1967-69	4.03
6.	Jerry Hoover	1969-72	4.00
7.	Mike Moses	1980-82	3.96
8.	Ronnie Montgomery	1984-88	3.87
9.	Norm Caldwell	1972-75	3.85
10.	Kasey Hill	2013-present	3.65

Active Leader:

Kasey Hill	2013-present	3.65
------------	--------------	------

Blocked Shots

(Since 1975-76)

1.	Dwayne Schintzius	1986-90	272
2.	Al Horford	2004-07	189
3.	Joakim Noah	2004-07	186
4.	Andrew DeClercq	1991-95	176
5.	Patric Young	2010-14	160
	Dwayne Davis	1987-91	160
7.	Eugene McDowell	1981-85	150
8.	Udonis Haslem	1998-2002	120
9.	Alex Tyus	2007-11	115
10.	David Lee	2001-05	109

Active Leader:

John Egbunu	2015-present	48
-------------	--------------	----

Blocked Shots Per Game

(Min. 50 Games, Since 1975-76)

1.	Dwayne Schintzius	1986-90	2.47
2.	Al Horford	2004-07	1.73
3.	Joakim Noah	2004-07	1.72
4.	Andrew DeClercq	1991-95	1.38
5.	Dwayne Davis	1987-91	1.29
6.	Eugene McDowell	1981-85	1.28
7.	Patric Young	2010-14	1.07
8.	Reggie Hannah	1977-80	1.04
9.	Marreese Speights	2006-08	0.92
	Udonis Haslem	1998-2002	0.92

Active Leader:

John Egbunu	2015-present	1.41
-------------	--------------	------

Steals

(Since 1973-74)

1.	Eddie Shannon	1995-99	204
2.	Brett Nelson	1999-2003	198
	Dan Cross	1991-95	198
4.	Dwayne Davis	1987-91	178
5.	Corey Brewer	2004-07	176
6.	Scottie Wilbekin	2010-14	167
7.	Andrew Moten	1983-87	165
8.	Justin Hamilton	1999-2003	164
9.	Kenyan Weaks	1996-2000	163
10.	Erving Walker	2008-12	159

Active Leader:

Kasey Hill	2013-present	122
------------	--------------	-----

Steals Per Game

(Min. 50 Games, Since 1973-74)

1.	Richard Gasper	1976-78	1.83
2.	Eddie Shannon	1995-99	1.76
3.	Nick Calathes	2007-09	1.75
4.	Corey Brewer	2004-07	1.63
5.	Dan Cross	1991-95	1.55
6.	Brett Nelson	1999-2003	1.53
7.	Matt Walsh	2002-05	1.52
	Vernon Delancy	1980-84	1.52
9.	Mike Moses	1980-82	1.49
10.	Justin Hamilton	1999-2003	1.45

Active Leader:

Kasey Hill	2013-present	1.21
------------	--------------	------

Dunks

(Unofficial stat; Since 1976)

1.	Dwayne Davis	1987-91	168
2.	Eugene McDowell	1981-85	162
3.	David Lee	2001-05	155
4.	Alex Tyus	2007-11	146
5.	Patric Young	2010-14	142
6.	Joakim Noah	2004-07	130
7.	Andrew DeClercq	1991-95	102
8.	Udonis Haslem	1998-2002	101
9.	Al Horford	2004-07	100
10.	Vernon Delancy	1980-84	83

Active Leader:

John Egbunu	2015-present	75
-------------	--------------	----

Personal Fouls

1.	Udonis Haslem	1998-2002	409
2.	Andrew DeClercq	1991-95	408
3.	Ronnie Williams	1980-84	372
4.	Malcolm Cesare	1975-79	361
5.	Patric Young	2010-14	358
6.	Andrew Moten	1983-87	342
4.	Dwayne Schintzius	1986-90	339
8.	Dwayne Davis	1987-91	330
9.	Sonny Powell	1951-55	321
10.	Eddie Shannon	1995-99	320

Active Leader:

Kasey Hill	2013-present	220
------------	--------------	-----

Disqualifications

1.	Malcolm Cesare	1975-79	27
2.	Sonny Powell	1951-55	25
3.	Roy Roberts	1949-53	22
4.	Andrew Moten	1983-87	21
	Gary McElroy	1965-68	21
6.	Andrew DeClercq	1991-95	19
	Ronnie Williams	1980-84	19
	Dan Boe	1969-72	19
9.	Dwayne Schintzius	1986-90	18
10.	Vernon Delancy	1980-84	17

Active Leaders:

John Egbunu	2015-present	6
-------------	--------------	---

INDIVIDUAL SINGLE-SEASON RECORDS

Games Played

1. Taurean Green	2006-07	40
Walter Hodge	2006-07	40
Lee Humphrey	2006-07	40
Joakim Noah	2006-07	40
Chris Richard	2006-07	40
6. Michael Frazier II	2013-14	39
Will Yeguete	2013-14	39
Patric Young	2013-14	39
Dan Werner	2006-07	39
Corey Brewer	2005-06	39
Taurean Green	2005-06	39
Walter Hodge	2005-06	39
Al Horford	2005-06	39
Adrian Moss	2005-06	39
Joakim Noah	2005-06	39
Chris Richard	2005-06	39

Games Started

1. Taurean Green	2006-07	40
Lee Humphrey	2006-07	40
Joakim Noah	2006-07	40
4. Will Yeguete	2013-14	39
Taurean Green	2005-06	39
Al Horford	2005-06	39
7. Joakim Noah	2005-06	38
8. Patric Young	2013-14	37
Kenny Boynton	2012-13	37
Bradley Beal	2011-12	37
Erving Walker	2011-12	37
Erving Walker	2010-11	37
Corey Brewer	2006-07	37
Teddy Dupay	1999-2000	37
Udonis Haslem	1999-2000	37
Mike Miller	1999-2000	37
Craig Brown	1993-94	37
Dan Cross	1993-94	37
Andrew DeClercq	1993-94	37
Dametri Hill	1993-94	37

Minutes

(Since 1975)

1. Taurean Green	2006-07	1,328
2. Taurean Green	2005-06	1,302
3. Clifford Lett	1988-89	1,274
4. Livingston Chatman	1988-89	1,269
5. Bradley Beal	2011-12	1,267
6. Craig Brown	1993-94	1,245
7. Chandler Parsons	2010-11	1,229
8. Kenny Boynton	2010-11	1,218
9. Lee Humphrey	2006-07	1,214
10. Erving Walker	2010-11	1,212

Minutes Per Game

(Since 1975)

1. Clifford Lett	1988-89	37.47
2. Dwayne Schintzius	1988-89	37.33
3. Livingston Chatman	1988-89	37.32
4. Ronnie Williams	1981-82	36.81
5. Dan Cross	1994-95	36.73
6. Eugene McDowell	1984-85	36.37
7. Eugene McDowell	1983-84	36.17
8. Ronnie Williams	1982-83	35.89
9. Ronnie Williams	1980-81	35.41
10. Vernon Delancy	1980-81	35.00

Points

1. Andy Owens	1969-70	676
2. Neal Walk	1967-68	663
3. Neal Walk	1968-69	649
4. Vernon Maxwell	1985-86	648
5. Nick Calathes	2008-09	618
6. Stacey Poole	1991-92	589
7. Kenny Boynton	2011-12	588
8. Dan Cross	1993-94	581
9. Ronnie Williams	1981-82	575
10. Anthony Roberson	2004-05	561

Points Per Game

1. Andy Owens	1969-70	27.0
2. Tony Miller	1971-72	26.7
3. Neal Walk	1967-68	26.5
4. Neal Walk	1968-69	24.0
5. Joe Hobbs	1957-58	23.9
6. Cliff Luyk	1957-58	21.3
Ronnie Williams	1982-83	21.3
8. Chip Williams	1973-74	20.6
9. Vernon Maxwell	1985-86	19.6
10. Ronnie Williams	1980-81	19.4

Rebounds

1. Neal Walk	1967-68	494
2. Neal Walk	1968-69	481
3. Al Horford	2006-07	360
4. Cliff Luyk	1961-62	352
5. Joakim Noah	2006-07	337
6. Bob Smyth	1975-76	330
7. Cliff Luyk	1960-61	328
Jim Zinn	1957-58	328
9. Gary Keller	1965-66	326
10. Dwayne Davis	1988-89	309

Rebounds Per Game

1. Neal Walk	1967-68	19.8
2. Neal Walk	1968-69	17.9
3. Jim Zinn	1957-58	15.5
4. Cliff Luyk	1961-62	15.3
5. Jim Zinn	1955-56	13.5
6. Cliff Luyk	1960-61	13.1
7. Lew Doss	1954-55	13.0
8. Bob Smyth	1975-76	12.7
9. Gary Keller	1965-66	12.5
10. Chip Williams	1972-73	12.1

Double-Doubles

(Since 1971)

1. Bob Smyth	1975-76	18
2. Al Horford	2006-07	16
Dwayne Schintzius	1988-89	16
4. Eugene McDowell	1984-85	15
Chip Williams	1972-73	15
6. Dwayne Davis	1988-89	13
7. David Lee	2004-05	12
Ronnie Williams	1980-81	12
9. Udonis Haslem	2001-02	11
Eugene McDowell	1982-83	11
Ronnie Williams	1982-83	11

Field Goal Percentage

(Min. 100 Attempts)

1. Dwayne Davis	1988-89	179-248	.722
2. Chris Richard	2005-06	97-139	.698
3. Chris Richard	2006-07	98-142	.690
4. David Lee	2002-03	149-230	.648
5. Eugene McDowell	1982-83	203-314	.646
6. Jeff Ramsey	1964-65	85-135	.630
7. Chris Capers	1986-87	110-175	.629
8. Joakim Noah	2005-06	202-322	.627
9. Marreese Speights	2007-08	216-346	.624
10. Casey Prather	2012-13	79-127	.622

Field Goals Made

1. Vernon Maxwell	1985-86	262
2. Andy Owens	1969-70	257
3. Stacey Poole	1991-92	254
4. Neal Walk	1967-68	239
5. Dwayne Schintzius	1987-88	224
Neal Walk	1968-69	224
7. Dwayne Schintzius	1988-89	220
8. Ronnie Williams	1981-82	218
9. Marreese Speights	2007-08	216
Ronnie Williams	1980-81	216

Field Goals Attempted

1. Vernon Maxwell	1985-86	566
2. Stacey Poole	1991-92	537
3. Andy Owens	1969-70	526
4. Neal Walk	1967-68	507
5. Joe Hobbs	1957-58	467
6. Neal Walk	1968-69	465
7. Dwayne Schintzius	1987-88	456
8. Andrew Moten	1985-86	448
9. Joe Hobbs	1956-57	445
10. Lou Merchant	1960-61	441

3-Point Field Goal Percentage

(Min. 50 Attempts; Since 3-pointer was instituted in 1986-87)

1. Kenyan Weaks	1997-98	61-120	.508
2. Joe Lawrence	1986-87	64-127	.504
3. Walter Hodge	2006-07	34-68	.500
4. Dan Williams	1996-97	33-69	.478
5. Matt Bonner	2002-03	63-133	.474
6. Michael Frazier II	2012-13	52-111	.468
7. Lee Humphrey	2006-07	113-246	.459
Lee Humphrey	2005-06	113-246	.459
9. Greg Stolt	1997-98	60-131	.458
10. Erik Murphy	2012-13	72-159	.453
Brett Nelson	2000-01	81-179	.453

3-Point Field Goals Made

(Since 3-pointer was instituted in 1986-87)

1. Michael Frazier II	2013-14	118-264	118
2. Lee Humphrey	2006-07	113-246	113
Lee Humphrey	2005-06	113-246	113
4. Kenny Boynton	2011-12	110-270	110
5. Anthony Roberson	2003-04	99-233	99
6. Brett Nelson	2001-02	98-248	98
7. Anthony Roberson	2004-05	94-242	94
8. Craig Brown	1993-94	89-206	89
9. Taurean Green	2005-06	88-229	88
10. Taurean Green	2006-07	82-203	82

3-Point Field Goal Attempts

(Since 3-pointer was instituted in 1986-87)

1. Kenny Boynton	2011-12	110-270	270
2. Michael Frazier II	2013-14	118-264	264
3. Brett Nelson	2001-02	98-248	248
4. Lee Humphrey	2006-07	113-246	246
Lee Humphrey	2005-06	113-246	246
6. Kenny Boynton	2009-10	72-245	245
7. Kenny Boynton	2010-11	80-242	242
Anthony Roberson	2004-05	94-242	242
9. Anthony Roberson	2003-04	99-233	233
10. Taurean Green	2005-06	88-229	229

INDIVIDUAL SINGLE-SEASON RECORDS

Free Throw Percentage

(Min. 50 Attempts)

1. Anthony Roberson	2004-05	81-90	.900
2. Kenyan Weaks	1999-00	53-59	.898
3. Bruno Caldwell	1974-75	102-115	.887
4. Taurean Green	2005-06	171-193	.886
5. Scott Stewart	1992-93	46-52	.885
6. Michael Frazier II	2014-15	61-70	.871
7. Al Bonner	1976-77	82-95	.863
8. Joe Hobbs	1957-58	98-114	.860
9. Anthony Roberson	2003-04	79-92	.859
10. Joe Hobbs	1956-57	89-104	.856

Free Throws Made

1. Neal Walk	1968-69	201
2. Neal Walk	1967-68	185
3. Udonis Haslem	2001-02	177
4. Taurean Green	2005-06	171
5. Sonny Powell	1954-55	169
6. Dan Cross	1993-94	168
7. Sonny Powell	1953-54	166
8. Andy Owens	1969-70	162
9. Bob Emrick	1955-56	158
10. Erving Walker	2010-11	154
Ronnie Williams	1982-83	154

Free Throws Attempted

1. Neal Walk	1968-69	278
2. Udonis Haslem	2001-02	255
3. Neal Walk	1967-68	244
4. Livingston Chatman	1988-89	224
5. Ronnie Williams	1982-83	213
6. Sonny Powell	1954-55	211
7. Udonis Haslem	2000-01	206
Cliff Luyk	1961-62	206
9. Dan Cross	1993-94	203
Bob Emrick	1955-56	203

Assists

(Since 1967-68)

1. Nick Calathes	2008-09	231
2. Nick Calathes	2007-08	221
3. Ronnie Montgomery	1987-88	190
4. Taurean Green	2005-06	184
5. Scottie Wilbekin	2012-13	174
6. Erving Walker	2011-12	170
7. Erving Walker	2009-10	166
8. Vernon Delancy	1982-83	165
9. Ronnie Montgomery	1985-86	157
10. Chris Chiozza	2015-16	156

Assists Per Game

(Since 1967-68)

1. Nick Calathes	2008-09	6.42
2. Nick Calathes	2007-08	6.10
3. Vernon Delancy	1982-83	5.89
4. Ronnie Montgomery	1987-88	5.59
5. Greg Williams	1995-96	5.00
6. Scottie Wilbekin	2012-13	4.97
7. Mike Leatherwood	1968-69	4.96
8. Erving Walker	2009-10	4.88
9. Jerry Hoover	1970-71	4.85
10. Eddie Shannon	1998-99	4.79

Blocked Shots

(Since 1975-76)

1. Dwayne Schintzius	1986-87	96
2. Joakim Noah	2005-06	95
3. Dwayne Schintzius	1987-88	90
4. Joakim Noah	2006-07	72
5. Al Horford	2006-07	70
6. Al Horford	2005-06	68
7. Patric Young	2012-13	58
Dwayne Schintzius	1988-89	58
9. Al Horford	2004-05	51
Andrew DeClercq	1993-94	51

Blocked Shots Per Game

(Since 1975-76)

1. Dwayne Schintzius	1986-87	2.82
2. Dwayne Schintzius	1987-88	2.57
3. Dwayne Schintzius	1989-90	2.54
4. Joakim Noah	2005-06	2.44
5. Dwayne Schintzius	1988-89	1.93
6. Al Horford	2006-07	1.80
Joakim Noah	2006-07	1.80
8. Al Horford	2005-06	1.74
9. Dwayne Davis	1989-90	1.61
10. Al Horford	2004-05	1.59

Steals

(Since 1973-74)

1. Dan Cross	1993-94	76
2. Corey Brewer	2006-07	69
3. Nick Calathes	2008-09	68
4. Dwayne Davis	1990-91	63
5. Orien Greene	2001-02	61
6. Brett Nelson	1999-2000	60
7. Brett Nelson	2001-02	59
Brett Nelson	2000-01	59
9. Nick Calathes	2007-08	58
10. Craig Brown	1993-94	57

Steals Per Game

(Since 1973-74)

1. Kenyan Weaks	1998-99	2.25
Dwayne Davis	1990-91	2.25
3. Dan Cross	1993-94	2.05
4. Orien Greene	2001-02	1.97
5. Corey Brewer	2006-07	1.90
Brett Nelson	2001-02	1.90
Brett Nelson	2000-01	1.90
8. Nick Calathes	2008-09	1.89
9. Eddie Shannon	1997-98	1.83
10. Richard Gasper	1977-78	1.81

Dunks

(Unofficial stat; Since 1976-77)

1. John Egbunu	2015-16	75
2. Marreese Speights	2007-08	66
3. Joakim Noah	2005-06	61
4. Joakim Noah	2006-07	59
5. Dwayne Davis	1988-89	58
6. Eugene McDowell	1982-83	57
7. Patric Young	2011-12	56
8. Al Horford	2005-06	54
9. Alex Tyus	2008-09	52
10. David Lee	2002-03	51

Personal Fouls

1. Kenny McClary	1985-86	123
2. Udonis Haslem	1999-2000	113
3. Dwayne Schintzius	1986-87	111
4. John Egbunu	2015-16	110
5. Andrew DeClercq	1993-94	108
6. Andrew DeClercq	1991-92	106
7. Gary McElroy	1967-68	104
8. Mike Milligan	1979-80	103
9. Andrew Moten	1985-86	102
Neal Walk	1968-69	102

Fouled Out

1. Gary McElroy	1967-68	13
2. Roy Roberts	1952-53	11
3. Sonny Powell	1954-55	10
4. Neal Walk	1968-69	9
5. 10 tied, last Renaldo Garcia	1989-90	8

Single-Season Leaders by Class

CATEGORY	FRESHMAN	SOPHOMORE	JUNIOR	SENIOR
Points	Nick Calathes, 552 (2007-08)	Vernon Maxwell, 648 (1985-86)	Neal Walk, 663 (1967-68)	Andy Owens, 676 (1969-70)
Scoring Average	Ronnie Williams, 19.4 (1980-81)	Vernon Maxwell, 19.6 (1985-86)	Tony Miller, 26.7 (1971-72)	Andy Owens, 27.0 (1969-70)
Rebounds	Donnell Harvey, 258 (1999-00)	Dwayne Davis, 309 (1988-89)	Neal Walk, 494 (1967-68)	Neal Walk, 481 (1967-68)
Rebound Average	Ronnie Williams, 9.0 (1980-81)	Jim Zinn, 13.5 (1955-56)	Neal Walk, 19.8 (1967-68)	Neal Walk, 17.9 (1968-69)
Field Goal Percentage	Marreese Speights, .671 (2006-07)	Dwayne Davis, .722 (1988-89)	Chris Richard, .698 (2005-06)	Chris Richard, .690 (2006-07)
Field Goals Made	Ronnie Williams, 216 (1980-81)	Vernon Maxwell, 262 (1985-86)	Stacey Poole, 254 (1991-92)	Andy Owens, 257 (1969-70)
Field Goals Attempted	Nick Calathes, 411 (2007-08)	Vernon Maxwell, 566 (1985-86)	Stacey Poole, 537 (1991-92)	Andy Owens, 526 (1969-70)
3-Point Percentage	Michael Frazier II, .468 (2012-13)	Kenyan Weaks, .508 (1997-98)	Dan Williams, .478 (1996-97)	Joe Lawrence, .504 (1986-87)
3-Pointers Made	Anthony Roberson, 74 (2002-03)	Michael Frazier II, 118 (2013-14)	Lee Humphrey, 113 (2005-06)	Lee Humphrey, 113 (2006-07)
3-Point Attempts	Kenny Boynton, 245 (2009-10)	Michael Frazier II, 264 (2013-14)	Kenny Boynton, 270 (2011-12)	Lee Humphrey, 246 (2006-07)
Free Throw Percentage	Brett Nelson, .852 (1999-00)	Bruno Caldwell, .887 (1974-75)	Anthony Roberson, .900 (2004-05)	Kenyan Weaks, .898 (1999-00)
Free Throws Made	Nick Calathes, 144 (2007-08)	Ronnie Williams, 139 (1981-82)	Neal Walk, 185 (1967-68)	Neal Walk, 201 (1968-69)
Free Throws Attempted	Nick Calathes, 199 (2007-08)	Livingston Chatman, 224 (1988-89)	Neal Walk, 244 (1967-68)	Neal Walk, 278 (1968-69)
Assists	Nick Calathes, 221 (2007-08)	Nick Calathes, 231 (2008-09)	Scottie Wilbekin, 174 (2012-13)	Ronnie Montgomery, 190 (1987-88)
Blocked Shots	Dwayne Schintzius, 96 (1986-87)	Joakim Noah, 95 (2005-06)	Joakim Noah, 72 (2006-07)	Udonis Haslem, 39 (2001-02)
Steals	Brett Nelson, 60 (1999-00)	Nick Calathes, 68 (2008-09)	Dan Cross, 76 (1993-94)	Dwayne Davis, 63 (1990-91)

TEAM SINGLE-SEASON RECORDS

Wins

1.	36*	2013-14
2.	35	2006-07
3.	33	2005-06
4.	29	2012-13
	29	2010-11
	29	1999-2000
	29	1993-94
8.	26	2011-12
9.	25	2008-09
	25	2002-03

Winning Percentage

1.	.923 (36-3)	2013-14
2.	.875 (35-5)	2006-07
3.	.846 (33-6)	2005-06
4.	.840 (21-4)	1966-67
5.	.833 (15-3)	1940-41
6.	.784 (29-8)	2012-13
	.784 (29-8)	2010-11
	.784 (29-8)	1999-2000
	.784 (29-8)	1993-94
10.	.774 (24-7)	2000-01

Games Played

1.	40	2006-07
2.	39	2013-14
	39	2005-06
4.	37	2012-13
	37	2011-12
	37	2010-11
	37	1999-2000
	37	1993-94
9.	36	2015-16
	36	2008-09
	36	2007-08

Field Goals Made

1.	1125	2006-07
2.	1104	1999-2000
3.	1081	1986-87
4.	1061	2005-06
5.	1029	2007-08
6.	1018	2008-09
7.	985	1993-94
8.	976	2011-12
9.	968	2010-11
10.	960	2012-13

Field Goals Made/Game

1.	32.75	1974-75
2.	32.33	1971-72
3.	32.00	1976-77
4.	31.79	1986-87
5.	31.58	1975-76
6.	30.50	1972-73
	30.50	1963-64
8.	30.37	1968-69
9.	30.27	1973-74
10.	30.22	1978-79

Field Goals Attempted

1.	2,299	1999-2000
2.	2,246	1986-87
3.	2,184	2015-16
4.	2,170	1993-94
5.	2,138	2006-07
6.	2,134	2008-09
7.	2,120	2005-06
8.	2,108	2007-08
9.	2,106	2011-12
10.	2,083	2010-11

Top Avg./Game: 78.43 (1955-56)

Field Goal Percentage

1.	.526*	2006-07
2.	.515	1976-77
3.	.513	1982-83
4.	.502	1988-89
5.	.501	1981-82
6.	.500	2005-06
7.	.498	1980-81
8.	.496	1983-84
9.	.488	2007-08
	.488	1974-75

3-Pointers Attempted

1.	939*	2011-12
2.	809	2015-16
3.	802	2008-09
4.	794	2012-13
5.	762	1998-99
6.	749	2007-08
7.	738	2005-06
8.	735	2002-03
9.	732	1999-2000
10.	727	2006-07

Top Avg./Game: 25.38 (2011-12)

3-Pointers Made

1.	357*	2011-12
2.	300	2012-13
3.	297	2006-07
4.	294	2008-09
5.	289	2005-06
	289	1998-99
7.	287	2002-03
8.	285	1997-98
9.	279	2007-08
10.	266	1999-2000

3-Pointers Made/Game

1.	9.83*	1997-98
2.	9.65*	2011-12
3.	9.32	1998-99
4.	8.70	2002-03
5.	8.47	1996-97
6.	8.26	2000-01
7.	8.17	2008-09
8.	8.11	2012-13
9.	8.03	2003-04
10.	7.63	2004-05

3-Point Percentage

1.	.437	1986-87
2.	.409	2006-07
3.	.400	1997-98
4.	.395	1987-88
5.	.392	2005-06
6.	.391	1992-93
7.	.390	2004-05
	.390	2002-03
9.	.383	2000-01
10.	.380	2011-12

Free Throws Made

1.	646	2006-07
2.	641	2005-06
3.	628	1999-2000
4.	611	1993-94
5.	592	1988-89
6.	582	2013-14
7.	562	1954-55
8.	559	2015-16
9.	555	2000-01
10.	540	1953-54

Free Throws Made/Game

1.	25.55	1954-55
2.	24.55	1953-54
3.	22.42	1952-53
4.	22.29	1956-57
5.	20.50	1962-63
6.	20.45	1955-56
7.	20.40	1964-65
8.	19.73	1971-72
9.	19.63	1967-68
10.	18.88	1965-66

Free Throws Attempted

1.	936	2006-07
2.	916	1988-89
3.	885	1999-2000
4.	871	2013-14
5.	867	1993-94
6.	864	2015-16
7.	862	2005-06
8.	804	1954-55
9.	788	1987-88
10.	761	2000-01
	761	1998-99

Top Avg./Game: 36.55 (1954-55)

Free Throw Percentage

1.	.765	1974-75
2.	.759	1962-63
3.	.755	1975-76
4.	.754	1973-74
5.	.750	2003-04
6.	.744	2005-06
7.	.729	2000-01
8.	.724	1953-54
9.	.721	1967-68
10.	.717	1956-57

Personal Fouls

1.	750	1999-2000
2.	700	2015-16
3.	683	1993-94
4.	646	1986-87
5.	641	1974-75
6.	626	2006-07
7.	625	1997-98
8.	623	2005-06
9.	622	1975-76
10.	619	1991-92

Fouled Out

1.	40	1975-76
2.	36	1951-52
3.	31	1989-90
4.	29	1980-81
	29	1971-72
	29	1967-68
7.	28	1976-77
	28	1974-75
9.	26	1954-55
10.	25	1997-98
	25	1953-54

Rebounds

1.	1,504	2006-07
2.	1,478	1993-94
3.	1,452	1999-2000
4.	1,437	2015-16
5.	1,402	2005-06
6.	1,385	2013-14
7.	1,384	2010-11
8.	1,345	1968-69
9.	1,342	1965-66
10.	1,321	2011-12

Rebound Average

1.	54.1	1955-56
2.	52.8	1967-68
3.	52.4	1963-64
4.	51.9	1958-59
5.	51.6	1965-66
6.	51.0	1966-67
7.	50.8	1957-58
8.	50.0	1960-61
9.	49.9	1959-60
10.	49.8	1968-69

Rebound Margin

1.	+17.1	1966-67
2.	+13.3	1964-65
3.	+11.0	1965-66
4.	+10.5	1967-68
5.	+10.4	1963-64
6.	+10.1	1955-56
7.	+9.3	1968-69
8.	+8.5	2006-07
9.	+7.7	1951-52
10.	+7.0	1961-62

TEAM SINGLE-SEASON RECORDS

Assists

1.	688	1986-87
2.	650	2005-06
3.	633	1987-88
4.	629	2007-08
5.	614	2006-07
6.	611	1999-2000
7.	605	2008-09
8.	551	2011-12
9.	542	2002-03
10.	540	2012-13

Season records kept only since 1967-68.

Assists/Game

1.	20.24	1986-87
2.	18.09	1987-88
3.	17.50	1972-73
4.	17.47	2007-08
5.	17.35	2000-01
6.	16.85	1973-74
7.	16.81	2008-09
8.	16.74	2001-02
9.	16.70	2005-06
10.	16.51	1999-2000

Turnovers Forced/Game

1.	19.54	1999-2000
2.	19.22	1998-99
3.	19.17	1997-98
4.	18.35	2001-02
5.	17.81	1977-78
6.	17.42	1973-74
7.	17.35	1974-75
8.	17.17	1986-87
9.	17.10	1978-79
10.	16.86	1992-93

Turnovers/Game

1.	10.36	1985-86
2.	11.05	2013-14
3.	11.08	2011-12
4.	11.19	2012-13
5.	11.25	2015-16
6.	12.06	2008-09
7.	12.17	1987-88
8.	12.22	2010-11
9.	12.38	1986-87
10.	12.39	2014-15

Steals

1.	365	1999-00
2.	311	1998-99
3.	307	2001-02
4.	305	1993-94
5.	297	2005-06
6.	294	2008-09
7.	278	1987-88
8.	274	2013-14
9.	273	1986-87
10.	271	2000-01

Season records kept only since 1973-74.

Steals/Game

1.	10.03	1998-99
2.	9.90	2001-02
3.	9.86	1999-00
4.	9.31	1997-98
5.	8.96	1992-93
	8.96	1990-91
7.	8.74	2000-01
8.	8.32	1989-90
9.	8.24	1993-94
10.	8.17	2008-09

Blocks

1.	207	2005-06
2.	192	2006-07
3.	168	1987-88
4.	153	2015-16
5.	146	2004-05
6.	145	1993-94
	145	1986-87
8.	141	2001-02
	141	1999-00
10.	132	1988-89

Season records kept only since 1975-76.

Blocks/Game

1.	5.31	2005-06
2.	4.80	2006-07
	4.80	1987-88
4.	4.60	1992-93
5.	4.56	2004-05
6.	4.54	2001-02
7.	4.51	1997-98
8.	4.26	1986-87
9.	4.25	2015-16
10.	3.97	2002-03

Points

1.	3,193	2006-07
2.	3,102	1999-00
3.	3,052	2005-06
4.	2,864	1986-87
5.	2,808	2011-12
6.	2,791	2007-08
7.	2,777	1993-94
8.	2,774	2008-09
9.	2,727	2013-14
10.	2,677	2015-16

Points/Game

1.	84.2	1986-87
2.	83.8	1999-00
3.	81.8	1974-75
4.	81.1	1976-77
5.	80.9	2000-01
6.	80.8	1975-76
7.	80.5	2001-02
8.	79.8	2006-07
9.	79.4	1971-72
10.	78.7	1967-68
	78.7	1955-56

Scoring Margin

1.	+17.2*	2006-07
2.	+17.0	2012-13
3.	+14.9	1999-00
4.	+14.7	2005-06
5.	+13.9	2001-02
6.	+13.8	2000-01
7.	+13.1	2004-05
8.	+12.3	1986-87
9.	+12.2	2013-14
10.	+10.9	2011-12

Dunks

(Unofficial Statistic)		
1.	175	2005-06
2.	160	2015-16
	160	2006-07
4.	114	2009-10
5.	109	1999-00
6.	107	2010-11
7.	103	2007-08
8.	99	2001-02
9.	98	2011-12
10.	95	2008-09

*led NCAA



TOP GAMES SCORING & REBOUNDING

30-Point Games (102)

Points	Name	Opponent	Date	Site
54	Tony Miller	Chicago State	Feb. 29, 1972	Florida Gym
44	Dick Tomlinson	Tampa	Dec. 11, 1963	Florida Gym
41	Andy Owens	Mississippi St.	Feb. 21, 1970	Florida Gym
41	Joe Hobbs	Georgia	March 1, 1958	Florida Gym
40	Eugene McDowell	Biscayne	Dec. 21, 1982	O'Dome
40	Cliff Luyk	Tennessee	Feb. 5, 1962	Florida Gym
39	Tony Miller	Auburn	Jan. 8, 1972	Away
39	Andy Owens	Harvard	Dec. 23, 1969	Florida Gym
39	Andy Owens	Louisville	Dec. 20, 1969	Florida Gym
39	Neal Walk	LSU	Jan. 6, 1968	Florida Gym
38	Vernon Delancy	Alabama	Jan. 24, 1981	O'Dome
38	Tony Miller	South Florida	Dec. 4, 1971	Florida Gym
38	Neal Walk	LSU	Feb. 10, 1968	Away
37	Michael Frazier II	South Carolina	March 4, 2014	Away
37	Joakim Noah	Georgia	March 1, 2006	O'Dome
37	Vernon Delancy	Florida Southern	Dec. 18, 1980	Orlando, FL
37	Larry Brewster	Tennessee	March 4, 1978	Florida Gym
37	Chip Williams	Kentucky	Jan. 26, 1974	Florida Gym
37	Neal Walk	Jacksonville	Dec. 1, 1967	Florida Gym
36	Ronnie Williams	Purdue	Dec. 27, 1980	Jacksonville, FL
36	Tony Miller	LSU	Dec. 22, 1971	Florida Gym
36	Andy Owens	Alabama	March 7, 1970	Away
36	Andy Owens	Kentucky	Jan. 10, 1970	Florida Gym
36	Neal Walk	Alabama	Jan. 27, 1968	Florida Gym
36	Cliff Luyk	Georgia	March 3, 1962	Florida Gym
36	Bob Emrick	LSU	Jan. 10, 1955	Florida Gym
36	Lew Doss	Stetson	Dec. 11, 1954	Florida Gym
35	Anthony Roberson	Vanderbilt	March 13, 2004	Georgia Dome
35	Neal Walk	Furman	Jan. 18, 1969	Florida Gym
35	Neal Walk	Vanderbilt	Feb. 3, 1968	Away
35	Andy Owens	Ole Miss	Jan. 8, 1968	Florida Gym
34	Anthony Roberson	Auburn	Jan. 12, 2005	Away
34	Vernon Maxwell	Hawaii	Dec. 29, 1986	Away
34	Andy Owens	Auburn	Feb. 7, 1970	Away
34	Earl Findley	Ole Miss	Jan. 26, 1970	Away
34	Andy Owens	Auburn	Jan. 3, 1970	Florida Gym
34	Neal Walk	Georgia	March 1, 1969	Florida Gym
34	Neal Walk	LSU	Dec. 18, 1969	Away
34	Neal Walk	LSU	Feb. 12, 1968	Florida Gym
34	Tom Baxley	Miami	Nov. 30, 1962	Away
34	Bob Emrick	Wofford	Dec. 9, 1953	Away
33	Nick Calathes	Kentucky	Feb. 10, 2009	Away
33	Matt Walsh	Miami	Dec. 21, 2002	Miami, FL
33	Greg Stolt	South Florida	Dec. 10, 1996	O'Dome
33	Vernon Maxwell	Ohio State	Dec. 20, 1986	Honolulu, HI
33	Andy Owens	LSU	Feb. 4, 1970	Florida Gym
33	Neal Walk	Georgia	Jan. 22, 1968	Florida Gym
33	Tom Baxley	Tulane	Jan. 7, 1963	Florida Gym
32	KeVaughn Allen	Florida State	Dec. 29, 2015	O'Dome
32	Nick Calathes	North Carolina St.	Jan. 3, 2009	O'Dome
32	Vernon Maxwell	Kentucky	Feb. 20, 1988	O'Dome
32	Andrew Moten	LSU	Dec. 16, 1986	O'Dome
32	Andrew Moten	Alabama	Feb. 26, 1986	O'Dome
32	Chip Williams	Ole Miss	Feb. 22, 1975	Away
32	Gene Shy	Auburn	Feb. 16, 1974	Florida Gym
32	Tony Miller	Georgia	Jan. 30, 1971	Florida Gym
32	Andy Owens	Mississippi St.	Jan. 24, 1970	Away
32	Neal Walk	St. Joseph's	Dec. 27, 1967	Jacksonville, FL
32	Greg Keller	Miami	Dec. 3, 1966	Away
32	Tom Barbee	Georgia	March 3, 1962	Florida Gym
32	Bobby Sherwood	Mississippi St.	Feb. 14, 1959	Away
32	Joe Hobbs	Muhlenberg	Dec. 17, 1956	Charlotte, NC
32	Harry Hamilton	Florida Southern	Feb. 3, 1951	Away
31	Erving Walker	Arkansas	Feb. 18, 2012	Away
31	Matt Bonner	South Florida	Dec. 8, 2001	Away
31	Kenyan Weaks	Auburn	March 5, 1998	Atlanta, GA

Points	Name	Opponent	Date	Site
31	Jason Williams	Texas	Dec. 9, 1997	Away
31	Andrew Moten	Mississippi St.	March 1, 1986	O'Dome
31	Ronnie Williams	Georgia	Feb. 3, 1982	Away
31	Reggie Hannah	Hofstra	Dec. 13, 1977	Jacksonville, FL
31	Chip Williams	Georgia	Feb. 11, 1974	Away
31	Chip Williams	Alabama	Jan. 28, 1974	Away
31	Tony Miller	Georgia Tech	Feb. 5, 1973	Away
31	Chip Williams	Georgia	Feb. 3, 1973	Away
31	Tony Miller	Rutgers	Dec. 26, 1972	Jacksonville, FL
31	Tony Miller	Georgia	March 4, 1972	Away
31	Tony Miller	Mississippi St.	Feb. 26, 1972	Florida Gym
31	Tony Miller	Illinois	Dec. 29, 1971	Jacksonville, FL
31	Neal Walk	Miami	Dec. 7, 1968	Away
31	Neal Walk	West Virginia	Dec. 9, 1967	Away
31	Joe Hobbs	Vanderbilt	Feb. 25, 1956	Florida Gym
31	Rick Casares	Tulane	Jan. 16, 1953	Florida Gym
30	Anthony Roberson	Vanderbilt	Jan. 15, 2005	Away
30	Dametri Hill	Tennessee	March 2, 1996	Away
30	Dan Cross	Kentucky	Feb. 18, 1995	Away
30	Vernon Maxwell	Auburn	Feb. 9, 1987	O'Dome
30	Vernon Maxwell	Vanderbilt	Jan. 24, 1987	O'Dome
30	Vernon Maxwell	Tennessee	Jan. 17, 1987	O'Dome
30	Eugene McDowell	Alabama	Jan. 26, 1985	O'Dome
30	Andrew Moten	Auburn	Jan. 5, 1985	Away
30	Ronnie Williams	Jacksonville	Dec. 5, 1981	Jacksonville, FL
30	Bob Smyth	LSU	Jan. 31, 1977	Away
30	Gene Shy	Kentucky	Feb. 25, 1974	Away
30	Chip Williams	Valdosta State	Dec. 1, 1972	Florida Gym
30	Andy Owens	Kentucky	Feb. 14, 1970	Away
30	Andy Owens	LSU	Feb. 11, 1970	Away
30	Neal Walk	Ole Miss	Jan. 27, 1969	Florida Gym
30	Neal Walk	Florida State	Dec. 7, 1967	Away
30	Andy Owens	Kentucky	Dec. 4, 1967	Away
30	Greg Keller	Miami	Dec. 4, 1965	Away
30	Lou Merchant	Florida State	Feb. 22, 1961	Florida Gym
30	Bob Shiver	Alabama	Jan. 11, 1960	Florida Gym
30	Bob Emrick	LSU	Jan. 9, 1956	Away

Most 40-Point Games Career/Season: 1, six players; most recent, Eugene McDowell, 40 points vs. Biscayne, Dec. 21, 1982 at the O'Dome

Most 30-Point Games Career: 15, Neal Walk

Most 30-Point Games Season: 11, Andy Owens, 1969-70

Most Consecutive 30-Point Games: 2, four times, last by Anthony Roberson (34 at Auburn, Jan. 12, 2005 and 30 at Vanderbilt, Jan. 15, 2005)

Last Time Two Players With 30 Points in the Same Game: March 3, 1962 vs. Georgia (Cliff Luyk 36, Tom Barbee 32)

Double Figure Scoring Games Career: 112, Kenny Boynton, 2010-13

Double Figure Scoring Games Season: 33, Vernon Maxwell, 1985-86; Dan Cross 1993-94; Craig Brown 1993-94

Consecutive Double Figure Scoring Games Career: 53, Neal Walk, 1967-69; 52, Ronnie Williams, 1981-83

TOP GAMES SCORING & REBOUNDING

20-Rebound Games (23)

#	Name	Opponent	Date
31	Neal Walk	Alabama	Jan. 27, 1968
31	Jim Zinn	Ole Miss	Feb. 18, 1957
30	Jim Zinn	Wofford	Dec. 5, 1955
30	Lew Doss	Mississippi State	Feb. 19, 1955
29	Neal Walk	at Kentucky	Dec. 4, 1967
27	Neal Walk	at Florida State	Dec. 7, 1967
26	Cliff Luyk	Kentucky	Feb. 2, 1962
25	Neal Walk	Georgia	March 1, 1969
24	Neal Walk	Ole Miss	Jan. 27, 1969
24	Cliff Luyk	vs. Jacksonville	Dec. 28, 1960
23	Cliff Luyk	Georgia	Feb. 27, 1960
22	Chip Williams	LSU	Feb. 8, 1975
22	Neal Walk	vs. Virginia Tech	Dec. 29, 1966
22	Richard Peek	Miami	Jan. 9, 1964
21	Eugene McDowell	Georgia	Jan. 6, 1982
21	Neal Walk	Vanderbilt	Jan. 6, 1969
21	Gary Keller	Miami	Jan. 12, 1966
21	Jeff Ramsey	Kentucky	Jan. 8, 1966
20	Andrew DeClercq	Kentucky	Jan. 18, 1994
20	Chip Williams	Kentucky	Feb. 17, 1973
20	Chip Williams	at Georgia	Feb. 3, 1973
20	Chip Williams	Ole Miss	Jan. 29, 1973
20	Gary Keller	Tennessee	Feb. 21, 1966

Triple-Doubles since 1996-97 season (3)

Name	Opponent	Date	P	R	A
Nick Calathes	Georgia	Jan. 28, 2009	20	13	10
Nick Calathes	Creighton	March 21, 2008	11	13	11
Corey Brewer	Jacksonville	Dec. 18, 2005	15	10	13

30-Point Games by Player

(103 by 40 Players)

Neal Walk	15
Andy Owens	13
Tony Miller	10
Vernon Maxwell	6
Chip Williams	6
Andrew Moten	4
Bob Emrick	3
Joe Hobbs	3
Anthony Roberson	3
Ronnie Williams	3
Tom Baxley	2
Nick Calathes	2
Vernon Delancy	2
Greg Keller	2
Cliff Luyk	2
Eugene McDowell	2
Gene Shy	2
KeVaughn Allen	1
Tom Barbee	1
Larry Brewster	1
Matt Bonner	1
Rick Casares	1
Dan Cross	1
Lew Doss	1
Earl Findley	1
Michael Frazier II	1
Harry Hamilton	1
Reggie Hannah	1
Dametri Hill	1
Lou Merchant	1
Joakim Noah	1
Bobby Sherwood	1
Bob Shiver	1
Bob Smyth	1
Greg Stolt	1
Dick Tomlinson	1
Erving Walker	1
Matt Walsh	1
Kenyan Weaks	1
Jason Williams	1

Most Points in a Game by Class

SENIOR

41 — Joe Hobbs vs. Georgia, March 1, 1958
41 — Andy Owens vs. Mississippi State, Feb. 21, 1970
40 — Cliff Luyk vs. Tennessee, Feb. 5, 1962
39 — Andy Owens vs. Harvard, Dec. 23, 1969
39 — Andy Owens vs. Louisville, Dec. 20, 1969

JUNIOR

54 — Tony Miller vs. Chicago State, Feb. 29, 1972
44 — Dick Tomlinson vs. Tampa, Dec. 11, 1963
39 — Neal Walk vs. LSU, Jan. 6, 1968
39 — Tony Miller vs. Auburn, Feb. 12, 1972
38 — Tony Miller vs. South Florida, Dec. 4, 1971
38 — Neal Walk vs. LSU, Feb. 10, 1968

SOPHOMORE

40 — Eugene McDowell vs. Biscayne, Dec. 28, 1982
37 — Michael Frazier II at South Carolina, March 4, 2014
37 — Joakim Noah vs. Georgia, March 1, 2006
36 — Bob Emrick vs. LSU, Jan. 10, 1955
36 — Lew Doss vs. Stetson, Dec. 11, 1954

FRESHMAN

38 — Vernon Delancy vs. Alabama, Jan. 24, 1981
37 — Vernon Delancy vs. Florida Southern, Dec. 18, 1980
36 — Ronnie Williams vs. Purdue, Dec. 27, 1980
33 — Matt Walsh vs. Miami, Dec. 21, 2002
32 — KeVaughn Allen vs. Florida State, Dec. 29, 2015

20-Rebound Games by Player

(23 By 10 Players)

Neal Walk	7
Chip Williams	4
Cliff Luyk	3
Gary Keller	2
Jim Zinn	2
Andrew DeClercq	1
Lew Doss	1
Eugene McDowell	1
Richard Peek	1
Jeff Ramsey	1

Most Rebounds in a Game by Class

SENIOR

26 — Cliff Luyk vs. Kentucky, Feb. 2, 1962
25 — Neal Walk vs. Georgia, March 1, 1969
24 — Neal Walk vs. Ole Miss, Jan. 27, 1969
22 — Chip Williams vs. LSU, Feb. 8, 1975
21 — Neal Walk vs. Vanderbilt, Jan. 1, 1969

JUNIOR

31 — Neal Walk vs. Alabama, Jan. 27, 1968
31 — Jim Zinn vs. Ole Miss, Feb. 18, 1957
29 — Neal Walk vs. Kentucky, Dec. 4, 1967
27 — Neal Walk vs. Florida State, Dec. 7, 1967
24 — Cliff Luyk vs. Jacksonville, Dec. 28, 1960

SOPHOMORE

30 — Jim Zinn vs. Wofford, Dec. 5, 1955
30 — Lew Doss vs. Mississippi State, Feb. 19, 1955
23 — Cliff Luyk vs. Georgia, Feb. 27, 1960
22 — Neal Walk vs. Virginia Tech, Dec. 29, 1966
22 — Richard Peek vs. Miami, Jan. 9, 1964

FRESHMAN

21 — Eugene McDowell vs. Georgia, Jan. 6, 1982
18 — Al Horford vs. Alabama, Feb. 5, 2005
17 — Ronnie Williams vs. Florida State, Jan. 26, 1981
17 — Malcolm Cesare vs. Missouri Western, Dec. 16, 1975
16 — Reggie Hannah vs. Hofstra, Dec. 13, 1977
16 — Gene Shy vs. Tennessee, Feb. 19, 1973

BIGGEST WINS

Overall

75 pts	12/10/00	Florida A&M	125-50
67 pts	12/30/75	Roosevelt	121-54
63 pts	12/9/74	NW Missouri State	114-51
61 pts	11/21/07	Prairie View A&M	94-33
59 pts	11/29/99	New Hampshire	131-72
58 pts	11/27/00	Florida A&M	100-42
58 pts	12/20/98	Long Island	119-61
56 pts	11/28/07	Southern	83-27
54 pts	11/14/07	North Carolina Central	105-51
54 pts	12/18/01	High Point	103-49
54 pts	12/20/84	St. Thomas	120-66
53 pts	12/13/44	Cedar Key AAF	77-24
52 pts	12/30/01	Belmont	107-55
52 pts	11/28/01	New Hampshire	108-56
52 pts	12/4/99	Florida A&M	96-44
52 pts	1/4/32	Waycross	66-14

O'Connell Center

75 pts	12/10/00	Florida A&M	125-50
61 pts	11/21/07	Prairie View A&M	94-33
59 pts	11/29/99	New Hampshire	131-72
58 pts	11/27/00	Florida A&M	100-42
58 pts	12/20/98	Long Island	119-61
56 pts	11/28/07	Southern	83-27
54 pts	11/14/07	North Carolina Central	105-51
54 pts	12/18/01	High Point	103-49
52 pts	12/30/01	Belmont	107-55
52 pts	12/4/99	Florida A&M	96-44
51 pts	11/20/07	North Florida	102-51
51 pts	1/17/06	Savannah State	113-62
51 pts	11/28/84	Central Florida	106-55
50 pts	11/16/15	North Carolina A&T	104-54
50 pts	11/18/11	North Carolina A&T	105-55

Home

75 pts	12/10/00	Florida A&M	125-50
67 pts	12/30/75	Roosevelt	121-54
63 pts	12/9/74	NW Missouri State	114-51
61 pts	11/21/07	Prairie View A&M	94-33
59 pts	11/29/99	New Hampshire	131-72
58 pts	11/27/00	Florida A&M	100-42
58 pts	12/20/98	Long Island	119-61
56 pts	11/28/07	Southern	83-27
54 pts	11/14/07	North Carolina Central	105-51
54 pts	12/18/01	High Point	103-49
53 pts	12/13/44	Cedar Key AAF	77-24
52 pts	12/30/01	Belmont	107-55
52 pts	12/4/99	Florida A&M	96-44
51 pts	11/20/07	North Florida	102-51
51 pts	1/17/06	Savannah State	113-62
51 pts	11/24/84	Central Florida	106-55
51 pts	2/29/72	Chicago State	120-69
51 pts	1/8/43	O.C.S.	63-12

Away

54 pts	12/20/84	St. Thomas	120-66
52 pts	11/28/01	New Hampshire	108-56
52 pts	1/4/32	Waycross	66-14
49 pts	12/7/68	Miami	111-62
48 pts	1/6/40	Southern	77-29
46 pts	1/12/43	305th Fighter Squadron	70-24
40 pts	12/4/86	SMU (Pensacola)	110-70
40 pts	12/28/71	Columbia (Gator Bowl)	87-47
38 pts	2/11/43	197th Field Artillery	66-28
36 pts	1/6/39	Southern	62-26
35 pts	1/26/13	Mississippi State	82-47
35 pts	1/29/66	Ole Miss	96-61
35 pts	1/15/26	Rollins	48-13

BIGGEST LOSSES

Overall

56 pts	3/4/48	Kentucky	31-87
54 pts	1/21/81	Kentucky	48-102
53 pts	1923-24	Albany YMCA	13-66
48 pts	12/14/50	Kentucky	37-85
47 pts	1/30/63	West Virginia	67-114
47 pts	1/12/52	Kentucky	52-99
46 pts	1919-20	Macon YMCA	18-64
45 pts	1922-23	North Carolina	14-59
44 pts	2/14/70	Kentucky	66-110
43 pts	1/11/79	Tennessee	73-116
43 pts	1/31/59	Kentucky	51-94

O'Connell Center

31 pts	2/24/96	Kentucky	63-94
26 pts	1/3/81	LSU	66-92
25 pts	2/18/98	Kentucky	54-79
25 pts	2/21/90	Mississippi State	54-79
24 pts	12/9/95	Wake Forest	53-77
23 pts	2/4/81	Georgia	64-87
20 pts	2/15/92	LSU	50-70
20 pts	2/3/90	Mississippi	63-83
18 pts	1/20/15	LSU	61-79
18 pts	11/16/10	Ohio State	75-93

Home

47 pts	11/12/52	Kentucky	52-99
42 pts	2/8/54	Kentucky	55-97
38 pts	1/27/45	Jacksonville NAS	26-64
37 pts	2/14/59	Mississippi State	68-105
32 pts	2/4/28	Davis-Elkins	25-57
31 pts	2/24/96	Kentucky	63-94
28 pts	12/18/34	Duke	27-55
26 pts	1/3/81	LSU	66-92
26 pts	2/5/46	Green Cove Springs	39-65
25 pts	2/21/90	Mississippi State	54-79
25 pts	1/12/63	Auburn	56-81
25 pts	2/1/29	North Carolina State	19-44
25 pts	1/3/28	Olson's Swedes	28-53

Away

56 pts	3/4/48	Kentucky	31-87
54 pts	1/21/81	Kentucky	48-102
53 pts	1923-24	Albany YMCA	13-66
48 pts	12/14/50	Kentucky	37-85
46 pts	1919-20	Macon YMCA	18-64
45 pts	1922-23	North Carolina	14-59
44 pts	2/14/70	Kentucky	66-110
43 pts	1/11/79	Tennessee	73-116
43 pts	1/31/59	Kentucky	51-94
40 pts	2/9/21	VMI	20-60

SEC STAT CHAMPIONS & STREAKS

NCAA Stat Champions

1967	Rebounding (1,275 in 25 games)
1998	3-Pt. FGs Per Game (9.83, 285 in 29 games)
2007	Scoring Margin (+17.2)
2007	FG Pct. (.526)
2012	3-Pt. FGs Per Game (9.65, 357 in 37 games)
2014	Wins (36)

SEC Stat Champions

1965	FG Pct.	.475
1966	Rebounding	51.6
1967	Rebounding	51.0*
1968	Rebounding	52.8
1969	FG Pct. Defense	.404
1969	Rebounding Margin	+9.8
1986	Turnover Margin	+4.2
1987	Scoring Offense	84.2
1987	3-Point FGs Per Game	5.8
1987	Turnover Margin	+4.8
1988	FG Pct. Defense	.431
1988	Blocks	4.6
1989	FG Pct.	.503
1989	FG Pct. Defense	.442
1989	FG Pct. Differential	+6.1%
1992	Scoring Defense	66.3
1993	Scoring Defense	69.8
1994	Scoring Defense	67.9
1994	Rebounding Defense	33.7
1994	Rebound Margin	+6.3
1995	Rebounding Defense	32.5
1995	Rebound Margin	+6.4
1997	3-Pt FG Pct.	.374
1998	3-Pt FG Per Game	9.83*
1998	3-Pt FG Pct.	.400
1999	3-Pt FG Pct.	.379
1999	3-Pt FG Per Game	9.32
1999	Steals Per Game	10.03
2000	Scoring Offense	83.8
2000	Scoring Margin	+15.0
2000	Assists	16.51
2001	Scoring Offense	80.9
2001	Scoring Margin	+13.8
2001	3-Pt FG Pct.	.383
2001	FT Pct.	.729
2001	Assists	17.35
2001	Assist/Turnover Ratio	1.19
2001	Defensive Rebounds	26.65
2002	Scoring Offense	80.5
2002	Scoring Margin	+13.9
2002	Assists	16.74
2002	Assist/Turnover Ratio	1.12
2003	3-Pt. Pct.	.390
2003	3-Pt. FG Per Game	8.70
2004	FG Pct.	.482
2004	FT Pct.	.750
2004	3-Pt FG Per Game	8.0
2005	Points Per Game	76.2
2005	Scoring Margin	+13.1
2006	Scoring Margin	+14.7
2006	FG Pct.	.500
2006	3-Pt FG Pct.	.392
2006	FT Pct.	.744
2006	FG Pct. Allowed	.399
2006	3-Pt FG Pct. Allowed	.318
2007	FG Pct.	.526*
2007	3-Pt. FG Pct.	.409
2007	3-Pt. FG Pct. Allowed	.285
2007	Scoring Defense	62.6
2007	Scoring Margin	+17.2*
2007	Rebounding Defense	29.1
2007	Rebounding Margin	+8.5
2008	FG Pct.	.488
2008	Assist/Turnover Ratio	1.39
2008	Rebounding Defense	31.8
2009	Scoring Margin	+9.6
2009	Assists	16.81
2009	Assist/Turnover Ratio	1.39
2010	Assist/Turnover Ratio	1.13

2010	Turnovers Per Game	1.12
2011	FG Pct.	.465
2011	3-Pt. FG Pct. Defense	.311
2011	Rebounding Defense	31.9
2011	Rebounding Margin	+5.5
2011	Defensive Rebound Pct.	.701
2012	3-Pt. FGs Per Game	9.65*
2012	Assist/Turnover Ratio	1.34
2012	Assists	14.89
2013	Scoring Margin	+17.0
2013	Scoring Defense	54.4
2013	FG Pct. Defense	.382
2013	FG Pct.	.478
2013	Rebounding Defense	30.2
2013	3-Pt. FG Per Game	8.11
2013	Assist/Turnover Ratio	1.30
2013	3-Pt. FG Pct.	.378
2013	Defensive Rebounding Pct.	.716
2014	Scoring Defense	57.8
2014	Scoring Margin	+12.2
2014	FG Pct.	.460

*Led NCAA

Florida Basketball Streaks

Longest winning:	30 (12/10/2013 to 3/29/2014)
Longest home winning:	33 (11/11/2012 to 11/14/2014)
Longest losing:	14 (12/22/1981 to 2/3/1982; 1/17/1990 to 2/24/1990)
Longest home losing:	5 (3x, most recent 1/17/1990 to 2/21/1990)
Longest road winning:	9 (1/11/2014 to 3/14/2014)
Longest road losing:	17 (2/7/1979 to 12/6/1980)
Longest SEC winning:	21 (1/8/2014 to 1/15/2015)
Longest SEC losing:	12 (1/17/1990 to 2/24/1990)
Longest home SEC winning:	20 (1/9/2013 to 1/15/2015)
Longest home SEC losing:	7 (1/22/1979 to 2/24/1979)
Longest road SEC winning:	10 (1/11/2014 to 1/7/2015)
Longest road SEC losing:	22 (2/14/1981 to 1/2/1984)
Longest non-conference winning:	40 (11/16/1998 to 12/6/2003)
Wins to open a season:	17 (2005-06)
Wins to open SEC schedule:	18 (2014; undefeated)
Losses to open a season:	6 (1927-28; 1928-29; 1942-43)
Losses to open SEC schedule:	6 (entire SEC schedule) 1942-43
Most consecutive winning seasons:	16 (1999-2014)
Most consecutive losing seasons:	7 (1923-29)
Most consecutive SEC winning seasons:	16 (1999-2014)
Most consecutive SEC losing seasons:	7 (1954-60)
Most consecutive NCAA Tournament appearances:	9 (1999-2007)
Most consecutive wins vs. opponent:	17 vs. Rollins (1922-present)
Most consecutive wins vs. SEC opponent:	14 vs. Tennessee (1991-98)

Longest Winning Streaks

Overall	First Win	Last Win
30	Dec. 20, 2013	March 29, 2014
17	Dec. 6, 2006	Feb. 14, 2007
17	March 1, 2006	Nov. 24, 2006
17	Nov. 9, 2005	Jan. 18, 2006
15	March 4, 2007	Nov. 20, 2007
14	Dec. 16, 2002	Feb. 1, 2003
14	Nov. 16, 2001	Jan. 16, 2002
10	Dec. 29, 2012	Feb. 2, 2013
10	Dec. 10, 2008	Jan. 17, 2009
10	Dec. 5, 1951	Jan. 5, 1952

Home	First Win	Last Win
33	Nov. 11, 2012	Nov. 14, 2014
24	March 1, 2006	Nov. 20, 2007
20	Jan. 25, 2005	Feb. 4, 2006
19	Jan. 22, 2011	Feb. 4, 2012
19	Feb. 2, 2002	Feb. 25, 2003
18	Jan. 22, 1986	Feb. 4, 1987
17	March 19, 2008	Feb. 21, 2009
16	Feb. 4, 1967	Jan. 4, 1969
15	Jan. 27, 2001	Jan. 16, 2002
15	Nov. 26, 1993	Dec. 10, 1994

Road	First Win	Last Win
9	Jan. 11, 2014	March 4, 2014
9	Feb. 13, 2001	Jan. 12, 2002
7	Dec. 18, 1940	Feb. 3, 1941
6	Dec. 4, 1993	Jan. 15, 1994
5*	Jan. 6, 2013	Jan. 26, 2013

*Occured eight times. Most recent listed.

SEC	First Win	Last Win
21	Jan. 8, 2014	Jan. 15, 2015
13	March 1, 2006	Feb. 14, 2007
11	Feb. 10, 2001	Jan. 16, 2002
11	Jan. 21, 1989	March 1, 1989
8	Jan. 9, 2013	Feb. 2, 2013
7	Jan. 10, 2012	Feb. 4, 2012
7	Feb. 23, 2005	Jan. 14, 2006
7	Jan. 7, 2003	Jan. 1, 2003
6	Feb. 1, 2011	Feb. 24, 2011
6	Jan. 9, 1988	Jan. 27, 1988
6	Jan. 20, 1968	Feb. 5, 1968
6	Feb. 4, 1967	March 4, 1967

SEC Home	First Win	Last Win
20	Jan. 9, 2013	Jan. 15, 2015
13	March 1, 2006	Feb. 9, 2008
13	Feb. 4, 1967	Jan. 4, 1969
12	Jan. 22, 1986	Feb. 4, 1987
11	Jan. 22, 2011	Feb. 4, 2012
11	Feb. 2, 2002	Feb. 25, 2003
10	Jan. 25, 2005	Feb. 4, 2006
9	Jan. 5, 1994	Jan. 7, 1995
9	Jan. 21, 1989	Jan. 13, 1990
8	Jan. 7, 1961	Jan. 15, 1962

SEC Road	First Win	Last Win
10	Jan. 11, 2014	Jan. 7, 2015
6	March 5, 2006	Feb. 10, 2007
4	Jan. 12, 2013	Jan. 26, 2013
4	Jan. 8, 2000	Feb. 5, 2000
4	Jan. 25, 1989	March 1, 1989
4	Feb. 27, 1965	Jan. 29, 1966
4	Dec. 18, 1940	Jan. 11, 1941

YEAR-BY-YEAR LEADERS

Scoring

(Min. 75 Pct. Games Played)

SEASON	PLAYER	G	FGM-FGA	PCT	FTM-FTA	PCT	3PT FG	PCT	REB	AVG	TP	AVG
1947-48	Hans Tanzler, G	25	135		60						330	13.2
1948-49	Harry Hamilton, F	26	132		63						327	12.6
1949-50	Julian Miller, G	22	111-337	.329	94-124	.758					316	14.4
1950-51	Harry Hamilton, F	22	158-425	.372	49-75	.653			128	5.8	365	16.6
1951-52	Rick Casares, G	23	122-315	.387	100-167	.599			261	11.3	344	15.0
1952-53	Rick Casares, G	17	90-263	.342	84-140	.600			196	11.5	264	15.5
1953-54	Bob Emrick, F-C	22	140-332	.422	80-104	.769			201	9.1	360	16.4
1954-55	Bob Emrick, F-C	22	130-370	.351	132-185	.714			232	10.5	392	17.8
1955-56	Bob Emrick, F-C	23	126-325	.388	158-203	.778			239	10.4	410	17.8
1956-57	Joe Hobbs, G	24	182-445	.409	89-104	.856			74	3.1	453	18.9
1957-58	Joe Hobbs, G	21	202-467	.433	98-114	.860			87	4.1	502	23.9
1958-59	Bobby Sherwood, C	23	124-275	.451	64-103	.621			218	9.5	312	13.6
1959-60	Bob Shiver, G	22	152-344	.442	80-98	.816			120	5.5	384	17.5
1960-61	Lou Merchant, G	26	200-441	.454	59-79	.747			96	3.7	459	17.7
1961-62	Cliff Luyk, F	23	184-373	.493	127-206	.617			352	15.3	490	21.3
1962-63	Tom Baxley, G	25	145-329	.441	117-149	.785			50	2.0	407	16.3
1963-64	Brooks Henderson, G	22	147-309	.476	87-103	.845			163	7.4	381	17.3
1964-65	Brooks Henderson, G	25	105-222	.473	140-171	.819			112	4.5	350	14.0
1965-66	Gary Keller, C	26	152-322	.472	110-197	.558			326	12.5	414	15.9
1966-67	Gary Keller, C	25	143-313	.457	92-143	.643			282	11.3	378	15.1
1967-68	Neal Walk, C	25	239-507	.471	185-244	.758			494	19.8	663	26.5
1968-69	Neal Walk, C	27	224-465	.482	201-278	.723			481	17.8	649	24.0
1969-70	Andy Owens, F	25	257-526	.489	162-201	.806			228	9.1	676	27.0
1970-71	Tony Miller, G	26	155-354	.438	117-153	.765			68	2.6	427	16.4
1971-72	Tony Miller, G	19	195-432	.451	117-158	.741			85	4.5	507	26.7
1972-73	Tony Miller, G	26	181-426	.425	86-115	.748			77	3.0	448	17.2
1973-74	Chip Williams, C	23	199-357	.557	75-96	.781			255	11.1	473	20.6
1974-75	Gene Shy, F	28	192-402	.478	58-74	.784			205	7.3	442	15.8
1975-76	Gene Shy, F	26	157-368	.427	103-122	.844			140	5.4	417	16.0
1976-77	Bob Smyth, C-F	26	115-279	.591	63-104	.606			237	9.1	393	15.1
1977-78	Reggie Hannah, C-F	22	109-191	.571	81-122	.664			203	9.2	299	13.6
1978-79	Malcolm Cesare, F	27	185-338	.547	85-112	.759			187	6.9	455	16.9
1979-80	Reggie Hannah, C	27	161-298	.540	136-193	.705			241	8.9	458	17.0
1980-81	Ronnie Williams, F	28	216-374	.578	114-187	.610			253	9.0	546	19.5
1981-82	Ronnie Williams, F	27	218-365	.597	139-191	.728			222	8.2	575	21.3
1982-83	Ronnie Williams, F	28	184-317	.580	154-213	.723			245	8.8	522	18.6
1983-84	Ronnie Williams, F	27	154-263	.586	139-194	.716			234	8.7	447	16.6
1984-85	Andrew Moten, G	30	185-409	.452	129-169	.763			123	4.1	499	16.6
1985-86	Vernon Maxwell, G	33	262-566	.463	124-177	.701			147	4.5	648	19.6
1986-87	Andrew Moten, G	33	182-408	.446	103-144	.715	61-137	.445	109	3.3	528	16.0
1987-88	Dwayne Schintzius, C	35	224-456	.491	54-74	.730	1-5	.200	228	6.5	503	14.4
1988-89	Dwayne Schintzius, C	30	220-422	.521	99-140	.707	2-6	.333	290	9.7	541	18.0
1989-90	Dwayne Davis, C-F	28	139-229	.607	66-112	.589	0-0	.000	239	8.5	344	12.3
1990-91	Dwayne Davis, C	28	166-268	.619	91-152	.599	0-0	.000	208	7.4	423	15.1
1991-92	Stacey Poole, F	33	254-537	.473	81-120	.675	0-3	.000	240	7.3	589	17.8
1992-93	Stacey Poole, F	27	192-432	.444	60-94	.638	0-0	.000	173	6.4	444	16.4
1993-94	Dan Cross, G	37	179-371	.482	168-203	.828	55-124	.444	144	3.9	581	15.7
1994-95	Dan Cross, G	30	168-421	.399	150-178	.843	53-141	.376	107	3.6	539	18.0
1995-96	Dametri Hill, F-C	28	184-376	.489	110-164	.671	14-44	.318	218	7.8	492	17.6
1996-97	Greg Stolt, F	30	126-289	.436	100-118	.847	64-155	.413	183	6.1	416	13.9
1997-98	Kenyan Weaks, G	26	122-238	.513	26-33	.788	61-120	.508	124	4.8	331	12.7
1998-99	Mike Miller, F	28	115-233	.494	80-114	.702	31-87	.356	146	5.2	341	12.2
1999-00	Mike Miller, F	37	175-368	.476	124-170	.729	47-139	.338	243	6.6	521	14.1
2000-01	Udonis Haslem, C	31	188-315	.597	146-206	.709	0-0	.000	232	7.5	522	16.8
2001-02	Udonis Haslem, C	31	159-283	.562	177-255	.694	0-1	.000	256	8.3	495	16.0
2002-03	Matt Bonner, F	33	182-357	.510	74-101	.733	63-133	.474	201	6.1	501	15.2
2003-04	Anthony Roberson, G	30	180-390	.462	79-92	.859	99-233	.425	89	3.0	538	17.9
2004-05	Anthony Roberson, G	32	193-423	.456	81-90	.900	94-242	.388	65	2.0	561	17.5
2005-06	Joakim Noah, F/C	39	202-322	.627	148-202	.733	0-1	.000	278	7.1	552	14.2
2006-07	Taurean Green, G	40	154-347	.444	141-166	.849	82-203	.404	96	2.4	531	13.3
2007-08	Nick Calathes, G	36	175-411	.426	144-199	.724	58-158	.367	187	5.2	552	15.3
2008-09	Nick Calathes, G	36	205-425	.482	135-191	.707	73-187	.390	192	5.3	618	17.2
2009-10	Kenny Boynton, G	34	165-439	.376	74-99	.747	72-245	.294	87	2.6	476	14.0
2010-11	Erving Walker, G	37	153-372	.411	154-198	.778	79-205	.385	109	2.9	539	14.6
2011-12	Kenny Boynton, G	37	187-425	.440	104-138	.754	110-270	.407	97	2.6	588	15.9
2012-13	Mike Rosario, G	36	160-357	.448	69-83	.831	61-166	.367	92	2.6	450	12.5
2013-14	Casey Prather, F	37	190-315	.603	129-190	.679	2-5	.400	184	5.0	511	13.8
2014-15	Dorian Finney-Smith, F	28	137-290	.426	44-75	.587	49-115	.426	174	6.2	367	13.1
2015-16	Dorian Finney-Smith, F	36	169-387	.437	121-165	.733	71-193	.368	300	8.3	530	14.7

YEAR-BY-YEAR LEADERS

Rebounding

(Min. 75 Pct. Games Played)

SEASON	PLAYER	G	REB	AVG
1957-58	Jim Zinn, F	21	328	15.6
1958-59	Bob Sherwood, F	23	218	9.5
1959-60	Bob Sherwood, F	22	231	10.5
1960-61	Cliff Luyk, F	25	328	13.1
1961-62	Cliff Luyk, F	23	352	15.3
1962-63	Dick Tomlinson, F	25	176	7.0
1963-64	Mont Highley, C	22	236	10.7
1964-65	Gary Keller, C	25	247	9.9
1965-66	Gary Keller, C	26	326	12.5
1966-67	Gary Keller, C	25	282	11.3
1967-68	Neal Walk, C	25	494	19.8
1968-69	Neal Walk, C	27	481	17.8
1969-70	Andy Owens, F	25	228	9.1
1970-71	Earl Findley, F	26	247	9.5
1971-72	Dan Boe, C	24	237	9.9
1972-73	Chip Williams, C	25	303	12.1
1973-74	Chip Williams, C	23	255	11.1
1974-75	Chip Williams, C	28	217	7.8
1975-76	Bob Smyth, C-F	26	330	12.7
1976-77	Bob Smyth, C-F	26	237	9.1
1977-78	Reggie Hannah, C-F	22	203	9.2
1978-79	Reggie Hannah, C	27	231	8.6
1979-80	Reggie Hannah, C	27	241	8.9
1980-81	Ronnie Williams, F	28	253	9.0
1981-82	Eugene McDowell, C	27	238	8.8
1982-83	Ronnie Williams, F	28	245	8.8
1983-84	Eugene McDowell, C	29	267	9.2
1984-85	Eugene McDowell, C	30	295	9.8
1985-86	Kenny McClary, C	33	185	5.6
1986-87	Dwayne Schintzius, C	34	206	6.1
1987-88	Dwayne Schintzius, C	35	228	6.5
1988-89	Dwayne Schintzius, C	30	290	9.7
1989-90	Dwayne Davis, C-F	28	239	8.5
1990-91	Dwayne Davis, C	28	208	7.4
1991-92	Stacey Poole, F	33	240	7.3
1992-93	Andrew DeClercq, C	28	198	7.1
1993-94	Andrew DeClercq, F-C	37	292	7.9
1994-95	Andrew DeClercq, F-C	30	265	8.8
1995-96	Dametri Hill, C-F	28	218	7.8
1996-97	Greg Stolt, F	30	183	6.1
1997-98	Damen Maddox, C	27	147	5.4
1998-99	Brent Wright, F	31	183	5.9
1999-00	Donnell Harvey, C	37	258	7.0
2000-01	Matt Bonner, F	31	238	7.7
2001-02	Udonis Haslem, C	31	256	8.3
2002-03	David Lee, C	33	224	6.8
2003-04	David Lee, F	31	212	6.8
2004-05	David Lee, F	32	288	9.0
2005-06	Al Horford, F-C	39	295	7.6
2006-07	Al Horford, F-C	38	360	9.5
2007-08	Marreese Speights, C	36	290	8.1
2008-09	Alex Tyus, F	36	222	6.2
2009-10	Alex Tyus, F	34	234	6.9
2010-11	Chandler Parsons, F	36	279	7.8
2011-12	Bradley Beal, G	37	249	6.7
2012-13	Patric Young, C	37	232	6.3
2013-14	Dorian Finney-Smith, F	37	247	6.7
2014-15	Dorian Finney-Smith, F	28	174	6.2
2015-16	Dorian Finney-Smith	36	300	8.3

Field Goal Percentage

(Min. 100 Att.)

SEASON	PLAYER	G	FGM-FGA	PCT
1957-58	Joe Hobbs, G	21	202-467	.433
1958-59	Bob Sherwood, F	23	124-275	.451
1959-60	Bob Shiver, G	22	152-344	.442
1960-61	Lou Merchant, G	26	200-441	.454
1961-62	Cliff Luyk, F	23	184-373	.493
1962-63	Bob Hoffmann, C	24	64-124	.516
1963-64	Dick Tomlinson, F	22	151-287	.526
1964-65	Jeff Ramsey, C	25	85-135	.630
1965-66	Gary Keller, F	26	152-322	.472

1966-67	Neal Walk, C	25	109-210	.519
1967-68	Neal Walk, C	25	239-507	.471
1968-69	Neal Walk, C	27	224-465	.482
1969-70	Andy Owens, F	25	257-526	.489
1970-71	Jerry Hoover, G	26	75-156	.481
1971-72	Jerry Hoover, G	26	98-189	.519
1972-73	Bob Smyth, C-F	26	85-175	.486
1973-74	Chip Williams, C	23	199-357	.557
1974-75	Mike Lederman, C	28	135-234	.577
1975-76	Al Bonner, F	25	131-235	.557
1976-77	Bob Smyth, C-F	26	165-279	.591
1977-78	Larry Brewster, C	27	104-175	.594
1978-79	Malcolm Cesare, F	27	185-338	.547
1979-80	Reggie Hannah, C	27	161-298	.540
1980-81	Ronnie Williams, F	28	214-372	.575
1981-82	Ronnie Williams, F	27	218-365	.597
1982-83	Eugene McDowell, C	31	203-314	.646
1983-84	Eugene McDowell, C	29	150-244	.615
1984-85	Randall Leath, C-F	30	77-127	.606
1985-86	Kenny McClary, C	33	84-155	.542
1986-87	Chris Capers, F	31	110-175	.629
1987-88	Dwayne Davis, F	35	88-147	.599
1988-89	Dwayne Davis, F	33	179-248	.722
1989-90	Dwayne Davis, C-F	28	139-229	.607
1990-91	Dwayne Davis, C	28	166-268	.619
1991-92	Hosie Grimsley, F	33	79-151	.523
1992-93	Andrew DeClercq, C	28	118-208	.567
1993-94	Andrew DeClercq, F-C	37	129-237	.544
1994-95	Dametri Hill, C	29	155-295	.525
1995-96	LeRon Williams, F	28	123-238	.517
1996-97	Damen Maddox, C	30	71-137	.518
1997-98	Damen Maddox, C	27	70-122	.574
1998-99	Udonis Haslem, C	31	117-194	.603
1999-00	Udonis Haslem, C	37	169-292	.579
2000-01	Udonis Haslem, C	31	188-315	.597
2001-02	David Lee, F	31	84-145	.579
2002-03	David Lee, C	33	149-230	.648
2003-04	David Lee, F	31	150-255	.588
2004-05	David Lee, F	32	160-305	.525
2005-06	Chris Richard, F	39	97-139	.698
2006-07	Chris Richard, F	40	98-142	.690
2007-08	Marreese Speights, C	36	216-346	.624
2008-09	Alex Tyus, F	36	195-330	.591
2009-10	Vernon Macklin, F	34	156-257	.607
2010-11	Vernon Macklin, C	37	191-322	.593
2011-12	Patric Young, C	37	162-262	.618
2012-13	Casey Prather, F	29	79-127	.622
2013-14	Casey Prather, F	37	190-315	.603
2014-15	Chris Walker, F	31	64-119	.538
2015-16	John Egbunu, C	34	149-252	.591

3-Point Field Goal Percentage

(Min. 50 Att.)

SEASON	PLAYER	G	FGM-FGA	PCT
1986-87	Joe Lawrence, F	34	64-127	.504
1987-88	Pat Lawrence, F	35	41-98	.418
1988-89	Brian Hogan, G	34	23-62	.371
1989-90	Brian Hogan, G	28	27-66	.409
1990-91	Scott Stewart, G	27	25-56	.446
1991-92	Scott Stewart, G	33	36-94	.383
1992-93	Craig Brown, G	28	51-118	.432
1993-94	Dan Cross, G	37	55-124	.444
1994-95	Dan Cross, G	30	53-141	.376
1995-96	Greg Stolt, F	28	41-114	.360
1996-97	Dan Williams, G	30	33-69	.478
1997-98	Kenyan Weaks, G	26	61-120	.508
1998-99	Greg Stolt, F	31	78-178	.438
1999-00	Brett Nelson, G	37	49-113	.434
2000-01	Brett Nelson, G	31	81-179	.453
2001-02	Brett Nelson, G	31	98-248	.395
2002-03	Matt Bonner, F	33	63-133	.474
2003-04	Lee Humphrey, G	26	25-57	.439
2004-05	Matt Walsh, G	28	69-162	.426
2005-06	Lee Humphrey, G	38	113-246	.459
2006-07	Walter Hodge, G	40	34-68	.500
2007-08	Jai Lucas, G	36	37-85	.435

YEAR-BY-YEAR LEADERS

2008-09	Erving Walker, G	36	70-167	.419
2009-10	Chandler Parsons, F	34	38-106	.358
2010-11	Erving Walker, G	37	79-205	.385
2011-12	Erik Murphy, F	34	59-140	.421
2012-13	Michael Frazier II, G	36	52-111	.468
2013-14	Michael Frazier II, G	39	118-264	.447
2014-15	Dorian Finney-Smith, F	28	49-115	.426
2015-16	Justin Leon, F	34	25-67	.373

3-Point Field Goals Made

SEASON	PLAYER	G	3FGM
1986-87	Joe Lawrence, F	34	64
1987-88	Pat Lawrence, F	35	41
1988-89	Clifford Lett, G	34	39
1989-90	Renaldo Garcia, G	28	42
1990-91	Brian Hogan, G	28	35
1991-92	Scott Stewart, G	33	36
1992-93	Craig Brown, G	28	51
1993-94	Craig Brown, G	37	89
1994-95	Dan Cross, G	30	53
1995-96	Greg Stolt, F	28	41
1996-97	Greg Stolt, F	30	64
1997-98	Kenyan Weaks, G	26	61
1998-99	Greg Stolt, F	31	78
1999-00	Teddy Dupay, G	37	62
2000-01	Brett Nelson, G	31	81
2001-02	Brett Nelson, G	31	98
2002-03	Anthony Roberson, G	33	74
2003-04	Anthony Roberson, G	30	99
2004-05	Anthony Roberson, G	32	94
2005-06	Lee Humphrey, G	38	113
2006-07	Lee Humphrey, G	40	113
2007-08	Nick Calathes, G	36	55
2008-09	Nick Calathes, G	36	73
2009-10	Kenny Boynton, G	34	72
2010-11	Kenny Boynton, G	37	80
2011-12	Kenny Boynton, G	37	110
2012-13	Erik Murphy, F	36	72
2013-14	Michael Frazier II, G	39	118
2014-15	Michael Frazier II, G	26	57
2015-16	Dorian Finney-Smith	36	71

Free Throw Percentage

SEASON	PLAYER	G	FTM-FTA	PCT
1956-57	Joe Hobbs, G	24	89-104	.856
1957-58	Joe Hobbs, G	21	98-114	.860
1958-59	Frank Etheridge, F	23	73-97	.753
1959-60	Bob Shiver, G	22	80-98	.816
1960-61	Lou Merchant, G	26	59-79	.747
1961-62	Tom Barbee, F	22	63-76	.829
1962-63	Brooks Henderson, G	19	110-132	.833
1963-64	Brooks Henderson, G	22	87-103	.845
1964-65	Brooks Henderson, G	25	140-171	.819
1965-66	Paul Morton, F	26	74-92	.804
1966-67	Jeff Ramsey, C	25	50-61	.820
1967-68	Andy Owens, F	24	101-121	.835
1968-69	Boyd Welsh, G	26	64-80	.800
1969-70	Andy Owens, F	27	162-201	.806
1970-71	Tony Miller, G	26	117-153	.765
1971-72	Tony Miller, G	19	113-152	.743
1972-73	Tony Miller, G	26	86-115	.748
1973-74	Don Bostic, G	25	53-65	.815
1974-75	Bruno Caldwell, G	28	102-115	.887
1975-76	Gene Shy, F	26	103-122	.844
1976-77	Al Bonner, F	26	82-95	.863
1977-78	Larry Brewster, C	27	91-114	.798
1978-79	Ric Clarson, F	27	62-76	.816
1979-80	Reggie Hannah, C	28	136-193	.705
1980-81	Vernon Delancy, G	28	113-144	.785
1981-82	Rob Harden, G	27	56-67	.836
1982-83	Ronnie Williams, F	28	154-213	.723
1983-84	Ronnie Williams, F	27	139-194	.716
1986-87	Andrew Moten, G	33	103-144	.715
1987-88	Dwayne Schintzius, C	35	54-74	.730
1988-89	Dwayne Schintzius, C	30	99-140	.707

1989-90	Dwayne Schintzius, C	11	30-38	.789
1990-91	Renaldo Garcia, G	28	79-106	.745
1991-92	Craig Brown, G	33	82-108	.759
1992-93	Scott Stewart, G	28	46-52	.885
1993-94	Dan Cross, G	37	168-203	.828
	Craig Brown, G	37	77-93	.828
1994-95	Dan Cross, G	30	150-178	.843
1995-96	Brian Thompson, F	28	33-44	.750
1996-97	Greg Stolt, F	30	100-118	.847
1997-98	Jason Williams, G	20	63-75	.840
1998-99	Teddy Dupay, G	31	85-105	.810
1999-00	Kenyan Weaks, G	37	53-59	.898
2000-01	Teddy Dupay, G	24	85-104	.817
2001-02	Brett Nelson, G	31	48-57	.842
2002-03	Anthony Roberson, G	33	50-61	.820
2003-04	Anthony Roberson, G	30	79-92	.859
2004-05	Anthony Roberson, G	32	81-90	.900
2005-06	Taurean Green, G	39	171-193	.886
2006-07	Taurean Green, G	40	141-166	.849
2007-08	Dan Werner, F	36	51-66	.773
2008-09	Walter Hodge, G	36	39-48	.813
2009-10	Erving Walker, G	34	112-138	.812
2010-11	Kenny Boynton, G	37	107-130	.823
2011-12	Erving Walker, G	37	110-135	.815
2012-13	Mike Rosario, G	36	69-83	.831
2013-14	Michael Frazier II, G	39	48-57	.842
2014-15	Michael Frazier II, G	26	61-70	.871
2015-16	KeVaughn Allen, G	36	99-117	.846

Assists

SEASON	PLAYER	G	ASST
1967-68	Mike Leatherwood, G	25	81
1968-69	Mike Leatherwood, G	26	129
1969-70	Jerry Hoover, G	25	73
1970-71	Jerry Hoover, G	26	126
1971-72	Jerry Hoover, G	23	107
1972-73	Steve Williams, G	24	108
1973-74	Bruno Caldwell, G	26	98
1974-75	Bruno Caldwell, G	28	110
1975-76	Mike Lederman, G	24	79
1976-77	Richard Gasper, G	26	117
1977-78	Richard Gasper, G	27	109
1978-79	Mike Milligan, G-F	27	85
1979-80	Mike Milligan, F	26	101
1980-81	Mike Moses, G	28	113
1981-82	Mike Moses, G	27	105
1982-83	Vernon Delancy, G	28	165
1983-84	Vernon Delancy, G	29	132
1984-85	Andrew Moten, G	30	106
1985-86	Ronnie Montgomery, G	33	157
1986-87	Andrew Moten, G	33	154
1987-88	Ronnie Montgomery, G	34	190
1988-89	Clifford Lett, G	34	146
1989-90	B.J. Carter, G	16	45
1990-91	Renaldo Garcia, G	28	82
1991-92	Scott Stewart, G	33	82
1992-93	Scott Stewart, G	28	84
1993-94	Dan Cross, G	37	146
1994-95	Greg Williams, G	30	120
1995-96	Greg Williams, G	28	140
1996-97	Eddie Shannon, G	30	127
1997-98	Jason Williams, G	20	134
1998-99	Eddie Shannon, G	29	139
1999-00	Brett Nelson, G	37	110
2000-01	Brett Nelson, G	31	133
2001-02	Justin Hamilton, G	29	109
2002-03	Justin Hamilton, G	33	118
2003-04	Anthony Roberson, G	30	108
2004-05	Matt Walsh, F	32	85
2005-06	Taurean Green, G	39	184
2006-07	Taurean Green, G	40	147
2007-08	Nick Calathes, G	36	221
2008-09	Nick Calathes, G	36	231
2009-10	Erving Walker, G	34	166
2010-11	Chandler Parsons, F	36	136
2011-12	Erving Walker, G	37	170

YEAR-BY-YEAR LEADERS

2012-13	Scottie Wilbekin, G	35	174
2013-14	Scottie Wilbekin, G	34	123
2014-15	Kasey Hill, G	33	149
2015-16	Chris Chiozza, G	36	156

Blocked Shots

SEASON	PLAYER	G	BLK
1975-76	Malcolm Cesare, F	26	17
1976-77	Malcolm Cesare, F	26	20
1977-78	Malcolm Cesare, F	27	30
1978-79	Reggie Hannah, C	27	30
1979-80	Reggie Hannah, C	27	29
1980-81	Ronnie Williams, F	28	29
1981-82	Eugene McDowell, C	27	36
1982-83	Eugene McDowell, C	31	48
1983-84	Eugene McDowell, C	29	36
1984-85	Eugene McDowell, C	30	30
1985-86	Kenny McClary, C	33	29
1986-87	Dwayne Schintzius, C	34	96
1987-88	Dwayne Schintzius, C	35	90
1988-89	Dwayne Schintzius, C	30	58
1989-90	Dwayne Davis, C-F	28	45
1990-91	Dwayne Davis, C	28	33
1991-92	Andrew DeClercq, C	33	47
1992-93	Andrew DeClercq, C	28	44
1993-94	Andrew DeClercq, F-C	37	51
1994-95	Andrew DeClercq, F-C	30	34
1995-96	LeRon Williams, F	28	34
1996-97	Damen Maddox, C	30	30
1997-98	Damen Maddox, C	27	38
1998-99	Greg Stolt, F	31	24
1999-00	Donnell Harvey, C	37	31
2000-01	Udonis Haslem, C	31	31
2001-02	Udonis Haslem, C	31	39
2002-03	David Lee, C	33	48
2003-04	Adrian Moss, F-C	31	21
2004-05	Al Horford, C	32	51
2005-06	Joakim Noah, F-C	39	95
2006-07	Joakim Noah, F-C	40	72
2007-08	Marreese Speights, C	36	49
2008-09	Alex Tyus, C	36	28
2009-10	Alex Tyus, F	34	35
2010-11	Patric Young, C	37	31
2011-12	Erik Murphy, F	34	37
2012-13	Patric Young, C	37	58
2013-14	Patric Young, C	39	41
2014-15	Chris Walker, F	31	36
2015-16	John Egbunu, C	34	48

Steals

SEASON	PLAYER	G	STL
1973-74	Mike Lederman, G	26	24
1974-75	Mike Lederman, G	28	36
1975-76	Mike Lederman, G	24	25
1976-77	Richard Glasper, G	26	42
1977-78	Richard Glasper, G	27	49
1978-79	Malcolm Cesare, F	27	28
1979-80	Mike Milligan, F	27	45
1980-81	Vernon Delancy, G	28	49
1981-82	Rob Harden, G	27	38
	Mike Moses, G	27	38
1982-83	Ronnie Williams, F	28	29
1983-84	Vernon Delancy, G	29	41
	Darryl Gresham, G	29	41
1984-85	Andrew Moten, G	30	37
1985-86	Vernon Maxwell, G	33	47
1986-87	Andrew Moten, G	33	52
1987-88	Ronnie Montgomery, G	34	52
1988-89	Clifford Lett, G	34	52
1989-90	Dwayne Davis, C-F	28	44
1990-91	Dwayne Davis, C	28	63
1991-92	Craig Brown, G	33	41
1992-93	Andrew DeClercq, C	28	47
1993-94	Dan Cross, G	37	76
1994-95	Dan Cross, G	30	52

1995-96	Eddie Shannon, G	28	47
1996-97	Eddie Shannon, G	30	52
1997-98	Eddie Shannon, G	29	53
	Jason Williams, G	20	53
1998-99	Kenyan Weaks, G	24	54
1999-00	Brett Nelson, G	37	60
2000-01	Brett Nelson, G	31	59
2001-02	Orien Greene, G	31	61
2002-03	Justin Hamilton, G	33	54
2003-04	Matt Walsh, G	31	47
2004-05	Corey Brewer, G-F	32	46
2005-06	Corey Brewer, G-F	39	61
2006-07	Corey Brewer, G-F	40	69
2007-08	Nick Calathes, G	36	58
2008-09	Nick Calathes, G	36	68
2009-10	Erving Walker, G	34	45
2010-11	Erving Walker, G	37	41
2011-12	Bradley Beal, G	37	51
2012-13	Scottie Wilbekin, G	35	53
2013-14	Scottie Wilbekin, G	34	56
2014-15	Chris Chiozza, G	33	39
2015-16	Kasey Hill, G	36	53


YEAR-BY-YEAR TEAM STATS

SEASON		G	FG-FGA	FG%	FT-FTA	FT%	3FG-FGA	3-PT%	REB-AVG	PF-DQ	A	TO	BLK	ST	PTS	AVG
1949-50	Florida	23	432-1486	.291	334-519	.644				386					1,206	52.4
	Opponent	23													1,309	56.9
1950-51	Florida	23	543-1673	.325	294-468	.628			767-33.3	447-16					1,442	62.7
	Opponent	23	567-1617	.351	322-493	.653			729-31.7	433-24					1,522	66.2
1951-52	Florida	24	578-1710	.338	422-684	.617			1168-48.7	531-36					1,578	65.8
	Opponent	24	594-1887	.315	355-548	.648			985-41.0	614-43					1,543	64.3
1952-53	Florida	19	464-1360	.341	424-627	.676			827-43.5	401-23					1,352	71.2
	Opponent	19	438-1414	.310	389-621	.626			715-37.6	425-29					1,265	66.6
1953-54	Florida	22	507-1506	.337	540-746	.724			800-36.4	493-25					1,554	70.6
	Opponent	22	588-1644	.358	505-762	.663			876-39.8	518-19					1,681	76.4
1954-55	Florida	22	528-1668	.317	562-804	.699			1092-49.6	453-26					1,618	73.5
	Opponent	22	571-1547	.369	525-770	.682			992-45.1	486-18					1,667	75.8
1955-56	Florida	23	670-1804	.371	471-667	.706			1245-54.1	441					1,811	78.7
	Opponent	23	629-1677	.375	498-754	.660			1011-44.0	396					1,756	76.3
1956-57	Florida	24	663-1737	.382	535-746	.717			1127-47.0	531-19					1,861	77.5
	Opponent	24	576-1483	.388	554-797	.695			978-40.8	435-20					1,708	71.2
1957-58	Florida	21	589-1508	.391	371-530	.700			1067-50.8	385					1,545	73.6
	Opponent	21	546-1481	.369	358-516	.694			930-44.3	382					1,451	69.1
1958-59	Florida	23	614-1667	.368	397-607	.654			1195-52.0	448-7					1,625	70.7
	Opponent	23	656-1557	.421	438-625	.701			1209-52.6	427-10					1,746	75.9
1959-60	Florida	22	591-1605	.368	367-541	.678			1098-49.9	448-15					1,549	70.4
	Opponent	22	599-1389	.431	457-633	.722			1038-47.2	400-16					1,655	75.2
1960-61	Florida	26	705-1748	.403	420-611	.687			1301-50.0	475					1,830	70.4
	Opponent	26	701-1733	.405	444-685	.648			1206-46.4	460					1,846	71.0
1961-62	Florida	23	606-1405	.431	342-498	.687			1065-46.3	382					1,554	67.6
	Opponent	23	619-1484	.417	351-507	.692			905-39.3	386					1,589	69.1
1962-63	Florida	26	705-1579	.446	533-703	.758			1093-42.0	535					1,943	74.7
	Opponent	26	731-1671	.437	513-713	.719			1100-42.3	500					1,975	76.0
1963-64	Florida	22	671-1454	.461	378-568	.665			1153-52.4	446					1,720	78.2
	Opponent	22	598-1524	.392	391-568	.688			924-42.0	441					1,606	73.0
1964-65	Florida	25	658-1386	.475	510-712	.716			1041-41.6	585					1,826	73.0
	Opponent	25	528-1342	.393	574-707	.724			708-28.3	537					1,568	62.7
1965-66	Florida	26	682-1674	.407	491-751	.654			1342-51.6	520					1,855	71.3
	Opponent	26	653-1575	.415	434-636	.682			1058-40.7	524					1,740	66.9
1966-67	Florida	25	732-1627	.450	467-652	.716			1275-51.0	508-23					1,931	77.2
	Opponent	25	581-1419	.409	475-681	.698			849-34.0	450-24					1,637	65.5
1967-68	Florida	25	742-1784	.416	484-671	.721			1319-52.8	517-29	262				1,968	78.7
	Opponent	25	690-1639	.421	484-682	.710			1058-42.3	478-20	236				1,864	74.6
1968-69	Florida	27	820-1856	.442	453-638	.710			1345-49.8	467-21	404				2,093	77.5
	Opponent	27	739-1806	.409	427-580	.736			1095-40.6	480-16	347				1,905	70.6
1969-70	Florida	26	751-1819	.412	411-598	.687			1196-46.0	505-24	262				1,913	73.6
	Opponent	26	787-1844	.426	474-669	.709			1311-50.4	427-14	310				2,048	78.8
1970-71	Florida	26	730-1724	.423	447-631	.708			1141-43.9	468	335	339			1,907	73.3
	Opponent	26	764-1638	.466	438-631	.694			1104-42.5	465	332	367			1,966	75.6
1971-72	Florida	25	776-1723	.450	434-675	.643			1204-48.2	559-29					1,986	79.4
	Opponent	25	712-1541	.462	528-810	.652			1094-43.8	527-26					1,952	78.1
1972-73	Florida	26	793-1814	.437	325-486	.669			1197-46.0	516-16	455	378			1,911	73.5
	Opponent	26	818-1753	.467	357-515	.693			1078-41.5	502-17	414	396			1,933	74.3
1973-74	Florida	26	787-1642	.479	419-556	.754			991-38.1	563-16	438	466	167		1,993	76.7
	Opponent	26	790-1704	.464	389-536	.726			988-38.0	545-23	286	453	138		1,969	75.7
1974-75	Florida	28	917-1878	.488	456-596	.765			1072-38.3	641-28	422	421	154		2,290	81.8
	Opponent	28	887-1780	.498	501-707	.709			1064-38.0	558-17	412	486	112		2,275	81.3
1975-76	Florida	26	821-1760	.466	459-608	.755			1123-43.2	622-40	402		64	107	2,101	80.8
	Opponent	26	801-1710	.468	428-652	.656			1023-39.3	566-21	336		91	106	2,030	78.1
1976-77	Florida	26	832-1615	.515	444-636	.698			1001-38.5	598-28	436	414	54	167	2,108	81.1
	Opponent	26	756-1614	.468	468-692	.676			959-36.9	587	342	428	60	128	1,980	76.2
1977-78	Florida	27	796-1636	.487	461-660	.698			1029-38.1	592-24	364	481	103	166	2,053	76.0
	Opponent	27	780-1624	.480	454-639	.710			924-34.2	613-25	320	481	60	207	2,014	74.6
1978-79	Florida	27	816-1683	.485	358-531	.674			973-36.0	599-23	328		104	160	1,990	73.7
	Opponent	27	803-1644	.488	445-635	.701			991-36.7	531-23	354		64	196	2,053	76.0
1979-80	Florida	28	774-1599	.484	380-579	.656			879-31.4	575-24	349		68	205	1,928	68.9
	Opponent	28	889-1738	.512	432-611	.707			1029-36.8	588-21	394		65	235	2,210	78.9
1980-81	Florida	28	742-1489	.498	440-644	.683			906-32.4	585-29	339	453	56	182	1,924	68.7
	Opponent	28	815-1674	.487	444-645	.688			965-34.5	589-19	320	359	73	215	2,074	74.1
1981-82	Florida	27	720-1438	.501	405-580	.698			770-28.5	563-19	373	493	84	177	1,845	68.3
	Opponent	27	742-1470	.505	438-611	.717			840-31.1	532-21	345	438	64	235	1,922	71.2
1982-83	Florida	31	877-1709	.513	505-734	.688			1090-35.2	579-21	424	518	111	207	2,260	72.9
	Opponent	31	882-1854	.476	460-646	.712			975-31.5	641-31	349	428	76	249	2,227	71.8

YEAR-BY-YEAR TEAM STATS

SEASON		G	FG-FGA	FG%	FT-FTA	FT%	3FG-FGA	3-PT%	REB-AVG	PF-DQ	A	TO	BLK	ST	PTS	AVG
1983-84	Florida	29	797-1608	.496	435-654	.665			975-33.6	507-16	253	391	42	116	2,029	70.0
	Opponent	29	790-1649	.479	336-502	.669			952-32.8	598-22	262	440	48	103	1,916	66.1
1984-85	Florida	30	896-1856	.483	419-628	.667			1141-38.0	556-13	465	373	77	172	2,211	73.7
	Opponent	30	841-1796	.468	365-539	.677			1038-34.6	584-20	447	412	66	177	2,047	68.2
1985-86	Florida	33	951-1971	.482	414-600	.690			1061-32.2	596-23	457	342	100	228	2,316	70.2
	Opponent	33	898-1813	.495	407-598	.681			1120-33.9	573-22	478	482	95	130	2,203	66.8
1986-87	Florida	34	1081-2246	.481	506-716	.707	196-449	.437	1280-37.6	646-23	688	421	145	273	2,864	84.2
	Opponent	34	917-2054	.446	501-721	.695	109-313	.348	1284-37.8	657-19	490	584	91	179	2,444	71.9
1987-88	Florida	35	959-2058	.466	510-788	.647	131-332	.395	1279-36.5	558-9	633	426	168	278	2,559	73.1
	Opponent	35	915-2122	.431	396-593	.668	156-440	.355	1323-37.8	689-32	541	497	75	203	2,382	68.1
1988-89	Florida	34	950-1891	.502	592-916	.646	94-308	.305	1265-37.2	603-16	523	582	132	208	2,586	76.1
	Opponent	34	973-2199	.442	448-655	.684	203-521	.390	1208-35.5	787-34	452	443	78	309	2,597	76.4
1989-90	Florida	28	735-1574	.467	313-494	.634	115-337	.341	941-33.6	547-31	368	457	111	233	1,898	67.8
	Opponent	28	727-1587	.458	469-646	.726	106-291	.364	969-34.6	495-5	359	387	62	249	2,029	72.5
1990-91	Florida	28	757-1627	.465	424-649	.653	118-318	.371	975-34.8	542-9	392	483	82	251	2,056	73.4
	Opponent	28	770-1679	.459	438-611	.717	143-377	.379	1026-36.6	588-21	437	470	95	238	2,121	75.8
1991-92	Florida	33	856-1896	.451	424-618	.686	125-363	.344	1104-33.5	619-10	419	470	112	244	2,261	68.5
	Opponent	33	802-1857	.432	456-698	.653	129-392	.329	1270-38.5	591-15	393	515	105	220	2,189	66.3
1992-93	Florida	28	783-1721	.455	339-534	.635	153-391	.391	1014-36.2	549-12	413	406	115	251	2,058	73.5
	Opponent	28	720-1617	.445	400-591	.677	135-374	.361	1038-37.1	513-11	335	472	101	202	1,975	70.5
1993-94	Florida	37	985-2170	.454	611-867	.705	196-545	.360	1478-39.9	683-7	529	591	145	305	2,777	75.1
	Opponent	37	894-2178	.410	494-747	.661	232-748	.310	1246-33.7	718-23	473	579	124	285	2,514	67.9
1994-95	Florida	30	761-1682	.452	523-731	.715	133-370	.359	1167-38.9	568-12	415	471	95	205	2,178	72.6
	Opponent	30	721-1727	.417	415-616	.674	200-577	.347	975-32.5	630-24	425	422	123	234	2,057	68.6
1995-96	Florida	28	701-1647	.426	312-470	.664	143-454	.315	969-34.6	529-11	391	415	105	202	1,869	66.8
	Opponent	28	721-1639	.440	390-575	.678	142-443	.321	1062-37.9	497-9	409	426	103	220	1,974	70.5
1996-97	Florida	30	762-1695	.450	442-630	.702	254-680	.374	1047-34.9	589-11	404	492	111	224	2,220	74.0
	Opponent	30	758-1738	.436	467-688	.679	198-585	.338	1055-35.2	565-9	435	462	91	252	2,181	72.7
1997-98	Florida	29	764-1725	.443	395-598	.661	285-712	.400	1038-35.8	625-25	429	536	131	270	2,208	76.1
	Opponent	29	749-1711	.438	478-736	.649	158-460	.343	1125-38.8	571-16	373	556	97	253	2,134	73.6
1998-99	Florida	31	832-1758	.473	535-761	.703	289-762	.379	1108-35.7	613-14	495	556	119	311	2,488	80.3
	Opponent	31	777-1818	.427	425-660	.644	197-580	.340	1077-34.7	673-18	436	596	105	267	2,176	70.2
1999-00	Florida	37	1104-2299	.480	628-885	.710	266-732	.363	1452-39.2	750-12	611	607	141	365	3,102	83.8
	Opponent	37	899-2138	.420	516-807	.639	234-713	.328	1258-34.0	797-37	493	723	130	258	2,548	68.9
2000-01	Florida	31	849-1764	.481	555-761	.729	256-668	.383	1145-36.9	589-10	538	451	114	271	2,509	80.9
	Opponent	31	763-1817	.420	372-585	.636	183-607	.301	1070-34.5	640-13	419	510	88	206	2,081	67.1
2001-02	Florida	31	892-1899	.470	479-687	.697	232-658	.353	1203-38.8	581-10	519	463	141	307	2,495	80.5
	Opponent	31	722-1776	.407	420-614	.684	200-601	.333	1070-34.5	601-11	431	569	89	224	2,064	66.6
2002-03	Florida	33	883-1856	.476	431-613	.703	287-735	.390	1149-34.8	559-3	542	438	131	249	2,484	75.3
	Opponent	33	795-1877	.424	346-531	.652	192-584	.329	1112-33.7	576-6	474	494	110	204	2,128	64.5
2003-04	Florida	31	829-1719	.482	462-616	.750	249-661	.377	1081-34.9	586-14	492	454	98	200	2,369	76.4
	Opponent	31	746-1797	.415	445-662	.672	212-649	.327	1056-34.1	591-11	445	417	98	228	2,149	69.3
2004-05	Florida	32	844-1751	.482	506-716	.707	244-626	.390	1186-37.1	598-8	475	444	146	228	2,438	76.2
	Opponent	32	715-1745	.410	411-616	.667	179-566	.316	1003-31.3	635-17	340	479	83	212	2,020	63.1
2005-06	Florida	39	1061-2120	.500	641-862	.744	289-738	.392	1402-35.9	735-10	650	561	207	297	3,052	78.3
	Opponent	39	902-2263	.399	442-665	.665	232-730	.318	1260-32.3	623-10	432	605	107	287	2,478	63.5
2006-07	Florida	40	1125-2138	.526	646-936	.690	297-727	.409	1504-37.6	626-6	614	565	194	266	3,193	79.8
	Opponent	40	938-2303	.407	422-639	.660	206-722	.285	1164-29.1	773-10	430	510	99	287	2,504	62.6
2007-08	Florida	36	1029-2108	.488	461-658	.701	272-749	.363	1297-36.0	583-11	629	453	111	223	2,791	77.5
	Opponent	36	906-2038	.445	391-593	.659	230-674	.341	1144-31.8	637-14	473	485	111	240	2,433	67.6
2008-09	Florida	36	1018-2134	.477	444-641	.693	294-802	.367	1234-34.3	576-7	605	434	97	294	2,774	77.1
	Opponent	36	900-2027	.444	379-606	.625	248-707	.351	1221-33.9	601-10	461	543	117	228	2,427	67.4
2009-10	Florida	34	890-2006	.444	472-671	.703	203-648	.313	1265-37.2	501-5	479	423	94	243	2,455	72.2
	Opponent	34	841-1952	.431	367-540	.680	209-643	.325	1170-34.4	584-7	439	465	135	243	2,258	66.4
2010-11	Florida	37	968-2083	.465	498-744	.669	233-661	.352	1384-37.4	545-0	521	452	131	221	2,667	72.1
	Opponent	37	871-2074	.420	387-576	.672	214-689	.311	1180-31.9	677-23	421	461	117	227	2,343	63.3
2011-12	Florida	37	976-2106	.463	499-700	.713	357-939	.380	1321-35.7	575-6	551	410	124	233	2,808	75.9
	Opponent	37	875-2067	.423	428-618	.693	226-661	.342	1217-32.9	666-17	451	464	110	189	2,404	65.0
2012-13	Florida	37	960-2010	.478	422-623	.677	300-794	.378	1297-35.1	518-8	540	414	120	265	2,642	71.4
	Opponent	37	725-1897	.382	369-567	.651	193-623	.310	1117-30.2	593-7	369	523	96	217	2,012	54.4
2013-14	Florida	39	945-2056	.460	582-871	.668	255-711	.359	1385-35.5	611-8	509	431	118	274	2,727	69.9
	Opponent	39	806-2004	.402	434-626	.693	207-628	.330	1191-30.5	739-17	386	526	120	219	2,253	57.8
2014-15	Florida	33	766-1763	.434	351-553	.635	218-674	.323	1095-33.2	558-10	431	409	118	228	2,101	63.7
	Opponent	33	673-1648	.408	464-623	.745	170-519	.328	1058-32.1	521-8	348	452	130	182	1,982	60.1
2015-16	Florida	36	930-2184	.426	559-864	.647	258-809	.319	1427-39.9	700-15	481	405	153	235	2,677	74.4
	Opponent	36	868-2109	.412	510-752	.678	233-679	.343	1364-37.9	732-25	413	471	126	192	2,479	68.9

THOUSAND-POINT SCORERS



1. Ronnie Williams, Queens, N.Y. (1980-84) | 2,090

The only player in Florida history to lead the team in scoring in four-straight years... A four-time All-SEC choice according to AP and UPI... Scored 1,000 points quicker than any other Gator, reaching the milestone at the 9:33 mark of the first half in his 50th game... Holds the school record for points (2,090), minutes per game (35.43), field goals made (772) and free throws made (546)... Participated in 1981 National Sports Festival... A 1984 second-round draft choice of the Boston Celtics.


SEASON	G	FGM-FGA	PCT	3PT-ATT	PCT	FT-FTA	PCT	REB	AVG	TP	AVG
1980-81	28	216-374	.578			114-187	.610	253	9.0	546	19.4
1981-82	27	218-365	.597			139-191	.728	222	8.2	575	21.3
1982-83	28	184-317	.580			154-213	.723	245	8.8	522	18.6
1983-84	27	154-263	.586			139-194	.716	234	8.7	447	16.6
TOTALS	110	772-1319	.585			546-785	.696	954	8.7	2090	19.0



2. Kenny Boynton, Pompano Beach, Fla. (2009-13) | 2,033

Three-time All-SEC performer... Named second-team All-SEC as a senior in 2013... Earned first-team All-SEC honors as a junior in 2012... Also garnered second-team All-SEC accolades as a sophomore in 2011 after being named to the SEC All-Freshman team in 2010... Became the second player in Florida history to hit over 100 3-pointers in a season with 110 in 2012... UF's leading scorer his freshman and junior seasons... Florida's all-time leader in 3-pointers made and attempted, minutes played and games started and second in games played... Ranked 10th on the school's career assists list when his career ended... Ranks sixth all-time in the SEC in 3-pointers made... Part of two outright SEC championship teams and three straight Elite Eight appearances in the NCAA Tournament.


SEASON	GP-GS	MP	FGM-FGA	PCT	3PT-ATT	PCT	FT-FTA	PCT	REB	AVG	A	TO	BS	ST	PF-DQ	TP	AVG
2009-10	34-33	1117	165-439	.376	72-245	.294	74-99	.747	87	2.6	92	68	6	37	53-1	476	14.0
2010-11	37-36	1218	169-439	.385	80-242	.331	107-130	.823	54	1.5	98	53	9	32	49-0	525	14.2
2011-12	37-36	1169	187-425	.440	110-270	.407	104-138	.754	97	2.6	100	52	1	28	39-0	588	15.9
2012-13	37-37	1169	145-368	.394	71-221	.321	83-101	.822	110	3.0	101	48	3	31	31-0	444	12.0
Totals	145-142	4673	666-1671	.399	333-978	.340	368-468	.786	348	2.4	391	221	19	128	172-1	2033	14.0



3. Andrew Moten, Quincy, Fla. (1983-87) | 1,930

Named the 1983-84 SEC Freshman Player of the Year... Two-time All-SEC selection according to AP and three-time selection by UPI... Was a member of the 1985 SEC Tournament Team... Sixth in career steals with 165 and third in field goals attempted (1,572)... Was a New Jersey Nets fourth-round draft choice in 1987.

SEASON	G	FGM-FGA	PCT	3P-ATT	PCT	FTM-FTA	PCT	REB	AVG	TP	AVG
1983-84	29	130-307	.423			84-119	.706	90	3.1	344	11.9
1984-85	30	185-409	.452			129-169	.763	123	4.1	499	16.6
1985-86	33	214-448	.478			131-173	.757	129	3.9	559	16.9
1986-87	33	182-408	.446	61-137	.445	103-144	.715	109	3.3	528	16.0
TOTALS	125	711-1572	.452	61-137	.445	447-605	.739	451	3.6	1930	15.4



4. Udonis Haslem, Miami, Fla. (1998-2002) | 1,781

The first player in UF history to play on four consecutive NCAA Tournament teams... Only the second player in UF history to be named to one of the first three Associated Press All-America teams (joining Neal Walk)... The first player in school history to be named All-SEC by the league coaches four times (First Team in 2002 and 2001, Third Team in 2000 and 1999)... Ranks in the top 10 at UF in 11 career categories... One of two players in school history to score 1,700 or more points and grab 800 rebounds... Did not miss a game in his career, seeing action in 130 games and finishing his career with 99 consecutive starts... Had 99 double-figure scoring games, including 26 20-point contests... Had 28 double-figure rebounding games and 25 double-doubles.


SEASON	GP-GS	MP	FGM-FGA	PCT	3PT-ATT	PCT	FT-FTA	PCT	REB	AVG	A	TO	BS	ST	PF-DQ	TP	AVG
1998-99	31-26	660	117-194	.603	0-2	.000	93-157	.592	154	5.0	24	83	21	22	101-4	327	10.5
1999-00	37-37	830	169-292	.579	0-0	.000	99-155	.639	189	5.1	33	74	29	31	113-3	437	11.8
2000-01	31-31	870	188-315	.597	0-0	.000	146-206	.709	232	7.5	31	73	31	26	100-2	522	16.8
2001-02	31-31	876	159-283	.562	0-1	.000	177-255	.694	256	8.3	51	74	39	28	95-3	495	16.0
TOTALS	130-125	3236	633-1084	.584	0-3	.000	515-773	.666	831	6.4	139	304	120	107	409-12	1781	13.7



5. Erving Walker, Brooklyn, N.Y. (2008-12) | 1,777

Reached the 1,000-point mark on Jan. 8, 2011, as Gators defeated Ole Miss at the O'Connell Center... Named second-team All-SEC in 2010, 2011 and 2012 after earning SEC All-Freshman recognition in 2009... Florida's leading scorer as a junior with a 14.6 average... Also finished his career as the Gators' all-time leader in assists and minutes played (since passed in minutes played by Kenny Boynton)... Part of UF's 2011 SEC Championship team and helped the team to two Elite Eight runs in the NCAA Tournament.

SEASON	GP-GS	MP	FGM-FGA	PCT	3PT-ATT	PCT	FT-FTA	PCT	REB	AVG	A	TO	BS	ST	PF-DQ	TP	AVG
2008-09	36-6	869	116-267	.434	70-167	.419	62-79	.785	53	1.5	86	54	0	36	61-1	364	10.1
2009-10	34-33	1119	124-366	.339	67-193	.347	112-138	.812	113	3.3	166	85	1	45	68-0	427	12.6
2010-11	37-37	1212	153-372	.411	79-205	.385	154-198	.778	109	2.9	125	87	0	41	56-0	539	14.6
2011-12	37-37	1158	134-340	.394	69-190	.363	110-135	.815	106	2.9	170	76	0	37	56-0	447	12.1
TOTALS	144-113	4358	527-1345	.392	285-755	.377	438-550	.796	381	2.6	547	302	1	159	241-1	1777	12.3




6. Stacey Poole, Jacksonville, Fla. (1989-93) | 1,678

A 1992-93 AP Honorable Mention All-American and consensus first-team All-SEC selection... At the conclusion of his career, ranked third on Florida's all-time scoring list... Scored in double-figures in 88 career games and hit for 20-plus points 33 times during his career... One of college basketball's greatest comeback stories, as he rebounded from two torn Achilles tendons and a torn knee ligament during his career... One of 66 collegiate players invited to Pan-Am Trials in 1991... A former McDonald's High School All-American Dream Team pick... Graduated from the University of Florida with a degree in Sociology in May of 1993... First overall selection in first round of the CBA Draft (Hartford) in 1993.

SEASON	G	FGM-FGA	PCT	3PT-ATT	PCT	FT-FTA	PCT	REB	AVG	TP	AVG
1988-89											
				—Medical Redshirt—							
1989-90	28	127-281	.452	0-7	.000	26-52	.500	121	4.3	280	10.0
1990-91	28	157-328	.479	0-2	.000	51-75	.680	154	5.5	365	13.0
1991-92	33	254-537	.473	0-3	.000	81-120	.675	240	7.3	589	17.8
1992-93	27	192-432	.444	0-3	.000	60-94	.638	173	6.4	444	16.4
TOTALS	116	730-1578	.463	0-15	.000	218-341	.639	688	5.9	1678	14.5

THOUSAND-POINT SCORERS



7. Dwayne Schintzius, Brandon, Fla. (1986-90) | 1,624

An All-American selection as deemed by AP, UPI and The Sporting News in 1989. . . Only player in SEC history to score over 1,000 points, grab 800 rebounds, deal 250 assists and block 250 shots. . . Led the 1988-89 Gators in scoring (18.0) and rebounding (9.7). . . Member of Florida's first SEC Championship team (1988-89). . . A 1990 first-round draft choice of the San Antonio Spurs (24th pick overall).

SEASON	G	FGM-FGA	PCT	3PT-ATT	PCT	FT-FTA	PCT	REB	AVG	TP	AVG
1986-87	34	161-366	.440	0-0	.000	48-65	.739	206	6.1	370	10.9
1987-88	35	224-456	.491	1-5	.200	54-74	.730	228	6.5	503	14.4
1988-89	30	220-422	.521	2-6	.333	99-140	.707	290	9.7	541	18.0
1989-90	11	90-163	.552	0-8	.000	30-38	.790	105	9.6	210	19.1
TOTALS	110	695-1407	.494	3-19	.158	231-317	.752	829	7.5	1624	14.8



8. Neal Walk, Miami, Fla. (1966-69) | 1,600

Became the first All-American in UF history. . . Received that honor in 1968 and '69. . . Only Gator to have number retired (#41). . . Chosen All-SEC according to AP, UPI and Coaches' squad in 1968 and '69. . . Among career records are: scoring average (20.8 ppg), rebounds (1,181), rebound average (15.3). . . Hit 18 free throws against LSU to set a then-school record. . . Played in the NBA for eight years with Phoenix, New Orleans and the New York Knickerbockers. . . Was first-round NBA selection (second pick overall) by Phoenix in 1969.

SEASON	G	FGM-FGA	PCT	3PT-ATT	FTM-FTA	PCT	REB	AVG	TP	AVG
1966-67	25	109-210	.519		70-97	.722	206	8.2	288	11.5
1967-68	25	239-507	.471		185-244	.758	494	19.8	663	26.5
1968-69	27	224-465	.482		201-278	.723	481	17.8	649	24.0
TOTALS	77	572-1182	.484		456-619	.737	1181	15.3	1600	20.8



9. Gene Shy, Akron, Ohio (1972-76) | 1,573

Leading scorer for the Gators in 1975 and '76. . . Selected to Pan-Am trials in 1975. . . Member of the 1976 All-SEC team (AP) and '76 UPI squad. . . Led the SEC in free throw percentage in 1976 (84.4). . . Most Valuable Player for UF in 1975. . . Missed just two games in his career. . . A 10th-round 1976 NBA Draft pick by the New York Knickerbockers.


SEASON	G	FGM-FGA	PCT	3PT-ATT	FTM-FTA	PCT	REB	AVG	TP	AVG
1972-73	25	110-256	.430		49-74	.662	161	6.4	269	10.8
1973-74	25	180-389	.463		85-117	.726	209	8.4	445	17.8
1974-75	28	192-402	.478		58-74	.784	205	7.3	442	15.8
1975-76	26	157-368	.427		103-122	.844	140	5.4	417	16.0
TOTALS	104	639-1415	.452		295-387	.762	715	6.9	1573	15.1



10. Matt Bonner, Concord, N.H. (1999-2003) | 1,570

Earned All-SEC honors each of his final three seasons, earning Third-Team honors in 2001, Second-Team honors in 2002 and eventually First-Team honors by both the Associated Press and Coaches in 2003. . . Honorable mention All-America by the AP twice. . . Two-time winner of the Verizon Academic All-American of the Year Award and a three-time Academic All-America honoree. . . Played in 131 games, more than any other player in school history at that time. . . Drafted by the Chicago Bulls in the 2nd Round of the 2003 NBA Draft.

SEASON	GP-GS	MP	FGM-FGA	PCT	3PT-ATT	PCT	FT-FTA	PCT	REB	AVG	A	TO	BS	ST	PF-DQ	TP	AVG
1999-00	36-0	485	66-150	.440	16-56	.286	26-30	.867	115	3.2	15	22	9	11	65-2	174	4.8
2000-01	31-17	883	150-292	.514	40-105	.381	71-107	.664	238	7.7	46	51	13	25	66-0	411	13.3
2001-02	31-31	876	182-355	.513	46-124	.371	74-93	.796	224	7.2	48	49	22	23	59-0	484	15.6
2002-03	33-33	1037	182-357	.510	63-133	.474	74-104	.733	201	6.1	49	54	20	35	70-1	501	15.2
TOTALS	131-81	3284	580-1154	.503	165-418	.395	245-334	.734	778	5.9	158	176	64	94	260-3	1,570	12.0



11. Eugene McDowell, Cross City, Fla. (1981-85) | 1,565

A three-time AP All-SEC choice and one-time UPI and Coaches' SEC choice. . . Set a then school record in field goal percentage (64.6) to lead the SEC in 1983 and was third in the nation. . . Named to All-SEC frosh squad in '82. . . Played on the gold medal South squad at the National Sports Festival in Indianapolis, Ind. . . Started every game while in uniform for UF. . . Played professionally overseas. . . A third-round NBA Draft selection by Milwaukee in 1985.

SEASON	G	FGM-FGA	PCT	3PT-ATT	FTM-FTA	PCT	REB	AVG	TP	AVG
1981-82	27	112-212	.528		42-81	.519	238	8.8	266	9.9
1982-83	31	203-314	.646		105-175	.600	263	8.5	511	16.5
1983-84	29	150-244	.615		61-119	.513	267	9.2	361	12.4
1984-85	30	177-305	.580		73-131	.557	295	9.8	427	14.2
TOTALS	117	642-1075	.597		281-506	.555	1063	9.1	1565	13.4



12. Bob Emrick, Ashland, Ky. (1953-57) | 1,544

Florida's all-time leading scorer until Neal Walk in the late 1960s. . . Was a two-time All-SEC selection (AP) in 1955 and '56. . . Captain of the 1956 and '57 clubs. . . Earned four letters.

SEASON	G	FGM-FGA	PCT	3PT-ATT	FTM-FTA	PCT	REB	AVG	TP	AVG
1953-54	22	140-332	.422		80-104	.769	201	9.1	360	16.4
1954-55	22	130-370	.351		132-185	.714	232	10.5	392	17.8
1955-56	23	126-325	.388		158-203	.778	239	10.4	410	17.8
1956-57	24	116-297	.391		144-181	.796	197	8.2	382	15.9
TOTALS	91	512-1324	.386		514-673	.764	869	9.5	1544	17.0

THOUSAND-POINT SCORERS



13. Anthony Roberson, Saginaw, Mich. (2002-05) | 1,505

One of the most dangerous scorers in UF history, Roberson totaled over 1,500 points in just three years in a Gator uniform. . . A First Team All-SEC selection both his sophomore and junior seasons while earning AP Honorable Mention All-America honors each year as well . . . Finished second in UF history in 3-pointers made (now fifth) and set a then-single season UF record with 99 treys in 2003-04. . . The runner-up for SEC Player of the Year his junior season. . . His 17.9 points per game during his sophomore year at the time were the most ever by a Billy Donovan-coached player. . . Led the Gators in scoring in both 2003-04 and 2004-05. . . Topped the Gators in 3-pointers made each of his three years at Florida. . . Declared for the NBA Draft after his junior season.


SEASON	GP-GS	MP	FGM-FGA	PCT	3PT-ATT	PCT	FT-FTA	PCT	REB	AVG	A	TO	BS	ST	PF-DQ	TP	AVG
2002-03	33-13	844	141-345	.409	74-190	.389	50-61	.820	81	2.5	61	49	1	34	48-0	406	12.3
2003-04	30-29	937	180-390	.462	99-233	.425	79-92	.859	89	3.0	108	66	3	34	64-2	538	17.9
2004-05	32-32	951	193-423	.456	94-242	.388	81-90	.900	65	2.0	77	56	3	22	51-0	561	17.5
TOTALS	95-74	2732	514-1158	.444	267-665	.402	210-243	.864	235	2.5	246	171	7	90	163-2	1505	15.8



14. Chandler Parsons, Casselberry, Fla. (2007-2011) | 1,452

Became the first Gator to win SEC Player of the Year honors in 2011 and was also an AP All-American honorable mention his senior season. . . Went over the 1,000-point mark in the 2010 SEC Tournament opener against Auburn. . . The only man in UF history to register two true buzzer-beaters, hitting a 75-foot prayer to beat North Carolina State and hitting a spot-up three-pointer to beat South Carolina three weeks later.


SEASON	GP-GS	MP	FGM-FGA	PCT	3PT-ATT	PCT	FT-FTA	PCT	REB	AVG	A	TO	BS	ST	PF-DQ	TP	AVG
2007-08	36-0	774	103-218	.472	35-108	.330	52-83	.627	143	4.0	51	36	8	18	60-1	293	8.1
2008-09	36-28	937	128-278	.460	37-123	.301	39-70	.557	204	5.7	64	50	14	38	85-1	332	9.2
2009-10	34-18	1054	141-286	.493	38-106	.358	100-151	.662	233	6.8	88	67	5	39	70-0	420	12.3
2010-11	36-35	1229	155-323	.480	43-117	.368	54-97	.557	279	7.8	136	81	15	34	67-0	407	11.3
Totals	142-81	3964	527-1105	.476	153-454	.339	245-401	.601	859	6.1	339	234	42	129	282-2	1452	10.2



15. Dan Cross, Carbondale, Ill. (1991-95) | 1,451

A two-time First-Team All-SEC selection (1994 and 1995)...Also a two-time AP All-America Honorable Mention (1994 and '95)...Named to 1994 NCAA Tournament All-East Regional Team, as he played a key role on Florida's first Final Four Team...Scored in double-figures in 72 career games... Led Florida in scoring as a junior and senior... Over the course of his career, had 13 game-sealing performances (FGs, FTs, steals)...During senior year made a UF-record 31 straight free throws, including record 16-16 at Kentucky. In that contest vs. Kentucky, scored a career-high 30 points...Finished eighth in scoring in 1997-98 for the CBAs Connecticut Pride.

SEASON	G	FGM-FGA	PCT	3PT-ATT	PCT	FTM-FTA	PCT	REB	AVG	TP	AVG
1991-92	33	57-125	.456	18-43	.419	54-83	.651	60	1.8	186	5.6
1992-93	28	50-88	.568	6-15	.400	39-61	.639	64	2.3	145	5.2
1993-94	37	179-371	.482	55-124	.444	168-203	.828	144	3.9	581	15.7
1994-95	30	168-421	.399	53-141	.376	150-178	.843	107	3.6	539	18.0
TOTALS	128	454-1005	.452	132-323	.409	411-525	.783	375	2.9	1451	11.3



16. Andy Owens, Tampa, Fla. (1967-70) | 1,445

An Academic All-America selection in 1970. . . Two-time Academic All-SEC. . . Was named to the Helms Foundation All-American list in '70. . . The all-time single-season scoring average leader (27.0 in 1969-70). . . Earned All-SEC honors (AP & UPI) in 1968 and '70 respectively. . . Played in the American Basketball Association with the New Orleans Bucs. . . An NCAA Post-Graduate Scholarship recipient.


SEASON	G	FGM-FGA	PCT	3PT-ATT	FTM-FTA	PCT	REB	AVG	TP	AVG
1967-68	24	120-260	.462		101-121	.835	171	7.1	341	14.2
1968-69	27	173-366	.473		82-114	.788	230	8.5	428	15.8
1969-70	25	257-526	.489		162-201	.806	228	9.1	676	27.0
TOTALS	76	550-1152	.477		345-426	.809	629	8.3	1445	19.0



17. David Lee, St. Louis, Mo. (2001-05) | 1,436

A four-year letterwinner, Lee earned All-SEC honors in both his junior and senior seasons. . . He earned a spot on the All-SEC Tournament team in 2005 after pulling down a UF SEC Tournament-record 17 boards against Kentucky in the title game, helping the Gators to their first tournament championship. . . Hit 58.1 percent from the floor for his career and played in four straight NCAA Tournaments. . . Averaged a double-double in SEC play his senior year. . . A first-round pick of the New York Knicks in 2005, signed with the Golden State Warriors in 2010.

SEASON	GP-GS	MP	FGM-FGA	PCT	3PT-ATT	PCT	FT-FTA	PCT	REB	AVG	A	TO	BS	ST	PF-DQ	TP	AVG
2001-02	31-0	557	84-145	.579	0-0	.000	50-91	.549	145	4.7	32	53	21	20	46-0	218	7.0
2002-03	33-33	866	149-230	.648	0-0	.000	73-117	.624	224	6.8	61	61	48	24	76-1	371	11.2
2003-04	31-30	851	150-255	.588	0-2	.000	112-145	.772	212	6.8	88	64	16	35	83-3	412	13.3
2004-05	32-32	897	160-305	.525	0-4	.000	115-161	.714	288	9.0	70	85	24	34	76-1	435	13.6
TOTALS	127-95	3171	543-935	.581	0-6	.000	350-514	.681	869	6.8	251	263	109	113	281-5	1436	11.3




18. Dwayne Davis, St. Petersburg, Fla. (1987-91) | 1,426

Finished collegiate career with best field-goal percentage in Florida history (.641, 572-of-892). . . A three-time All-SEC selection (First team as a senior, second team as a junior, third team as a sophomore). . . Over career posted 31 double-doubles and scored in double-figures in 69 games. . . Hit 72.2 percent of his shots as a sophomore which set the SEC single-season record for field-goal percentage and was also the second-best, single-season percentage in NCAA history. . . Member of Florida's first SEC Championship team in 1988-89.

SEASON	G	FGM-FGA	PCT	3PT-ATT	PCT	FTM-FTA	PCT	REB	AVG	TP	AVG
1987-88	35	88-147	.599	0-1	.000	44-91	.483	165	4.7	220	6.2
1988-89	33	179-248	.722	0-1	.000	81-142	.570	309	9.4	439	13.3
1989-90	28	139-229	.607	0-0	.000	66-112	.589	239	8.5	344	12.3
1990-91	28	166-268	.619	0-0	.000	91-152	.599	208	7.4	423	15.1
TOTALS	124	572-892	.641	0-2	.000	282-497	.567	921	7.4	1426	11.5

THOUSAND-POINT SCORERS



19. Craig Brown, Steelton, Pa. (1990-94) | 1,419

Team Captain, Most Valuable Player and Most Inspirational Player of Florida's first NCAA Tournament Final Four Team (1994)...Culminated career as Florida's all-time leader in 3-point field goals made (186; now tied for 10th), while also setting a then-school record for 3-pointers in a season with 89 in 1993-94...Named Most Outstanding Player of the NCAA Tournament's East Regional in 1994...Tied school record for double-figure scoring games in a season (33) in 1993-94...Scored in double-figures in 78 of his 122 career games...Former Coach Lon Kruger's first signee at Florida...Earned a gold medal on the USA's Junior World Championship Team in summer of 1991... Played in the CBA in 1995.

SEASON	G	FGM-FGA	PCT	3PT-ATT	PCT	FTM-FTA	PCT	REB	AVG	TP	AVG
1990-91	24	72-174	.414	27-65	.415	39-51	.765	72	3.0	210	8.8
1991-92	33	127-298	.426	19-66	.288	82-108	.759	109	3.3	355	10.8
1992-93	28	107-247	.433	51-118	.432	41-60	.683	90	3.2	306	10.9
1993-94	37	191-417	.458	89-206	.432	77-93	.828	181	4.9	548	14.8
TOTALS	122	497-1136	.438	186-455	.409	239-312	.766	452	3.7	1419	11.6



20. Brett Nelson, St. Albans, W. Va., (1999-2003) | 1,417

Florida's second all-time leader in 3-pointers made at the conclusion of his career with 274 (now fourth)... All-SEC selection in both his sophomore and junior seasons, while earning All-America honors as a sophomore in 2001... Held the UF then-record for consecutive games with a three-pointer (33)... Two-time winner of Florida's Most Improved Player Award.

SEASON	GP-GS	MP	FGM-FGA	PCT	3PT-ATT	PCT	FT-FTA	PCT	REB	AVG	A	TO	BS	ST	PF-DQ	TP	AVG
1999-00	37-0	691	102-243	.420	49-113	.434	46-54	.852	57	1.5	110	102	6	60	71-0	299	8.1
2000-01	31-28	967	161-358	.450	81-179	.453	72-90	.800	85	2.7	133	80	12	59	80-0	475	15.3
2001-02	31-29	960	154-393	.392	98-248	.395	48-57	.842	70	2.3	101	75	14	59	84-3	454	14.6
2002-03	30-20	684	60-203	.296	46-149	.309	23-28	.821	50	1.7	62	44	4	20	54-0	189	6.3
TOTALS	129-77	3302	477-1197	.398	274-689	.398	189-229	.825	262	2.0	406	301	36	198	289-3	1417	11.0



21. Tony Miller, Garrett, Ind. (1970-73) | 1,382

Led the SEC in scoring in '72 (26.7)... Scored the most points ever by a Gator in a single game with 54 against Chicago State (Feb. 29, 1972)... A '72 All-SEC choice by AP... A two-time Academic All-SEC selection... Known for his work ethic... An NCAA Post-Graduate Scholarship recipient.

SEASON	G	FGM-FGA	PCT	3PT-ATT	FTM-FTA	PCT	REB	AVG	TP	AVG
1970-71	26	155-354	.438		117-153	.765	68	2.6	427	16.4
1971-72	19	195-432	.451		117-158	.740	85	4.5	507	26.7
1972-73	26	181-426	.425		86-115	.748	77	3.0	448	17.2
TOTALS	71	531-1212	.438		320-426	.751	231	3.3	1382	19.5



22. Dametri Hill, St. Petersburg, Fla. (1992-96) | 1,376

Gained national notoriety from his baby jump hook shot dubbed "Da Meat Hook"... One of only 14 players in UF history to score more than 1,350 points and collect over 575 rebounds... Appeared in 110 games, with 94 starts... Appeared in 96 consecutive games to end his career... Scored in double figures 77 times and put up double-figure efforts on the boards 13 times... Recorded 12 double-doubles... Led UF in scoring 32 times and rebounding 34 times.

SEASON	G	FGM-FGA	PCT	3PT-ATT	FTM-FTA	PCT	REB	AVG	TP	AVG	
1992-93	16	5-15	.333	0-0	.000	7-11	.636	9	0.6	17	1.1
1993-94	37	178-347	.513	0-2	.000	113-172	.657	183	4.9	469	12.7
1994-95	29	155-295	.525	7-23	.304	81-118	.686	170	5.9	398	13.7
1995-96	28	184-376	.489	14-44	.318	110-164	.671	218	7.8	492	17.6
TOTALS	110	522-1033	.505	21-69	.304	311-465	.669	580	5.3	1376	12.5



23. Livingston Chatman, Lakeland, Fla. (1987-91) | 1,341

SEC Tournament Most Valuable Player in 1989 after scoring 70 points in three games and leading the Gators to the finals of the tourney for the first time since 1934... A freshman All-America selection (AP five-man Freshman All-American Team)... Scored in double figures in 71 career games... Key player in Florida's SEC Championship team (1988-89).

SEASON	G	FGM-FGA	PCT	3PT-ATT	FTM-FTA	PCT	REB	AVG	TP	AVG	
1987-88	31	146-313	.466	0-0	.000	97-150	.646	199	6.4	389	12.5
1988-89	34	202-408	.495	0-6	.000	143-224	.638	216	6.3	547	16.0
1989-90	10	48-109	.440	0-3	.000	30-47	.638	70	7.0	126	12.6
1990-91	26	112-227	.493	0-2	.000	55-100	.550	145	5.6	279	10.7
TOTALS	101	508-1057	.480	0-11	.000	325-521	.624	630	6.2	1341	13.3



24. Alex Tyus, St. Louis, Mo. (2007-2011) | 1,333

Tyus went over the 1,000-point mark on March 12, 2010 against Mississippi State in the SEC Tournament... Started each of the final 106 appearances of his career... Became the 11th player since 2000 to register at least 19 points and 17 rebounds in an NCAA Tournament game, reaching those numbers in the Sweet 16 vs. BYU in 2011... At the end of his career, tied for second all-time with Chandler Parsons with 142 games played and never fouled out... Also finished as career top-10 Gator in starts (106), blocks (115) and dunks (146).

SEASON	GP-GS	MP	FGM-FGA	PCT	3PT-ATT	PCT	FT-FTA	PCT	REB	AVG	A	TO	BS	ST	PF-DQ	TP	AVG
2007-08	36-0	458	68-126	.540	0-0	.000	19-35	.543	93	2.6	11	19	23	4	38-0	155	4.3
2008-09	36-36	944	195-330	.591	0-0	.000	61-89	.685	222	6.2	24	42	28	17	65-0	451	12.5
2009-10	34-34	966	164-326	.503	4-10	.400	69-101	.683	234	6.9	15	53	35	17	54-0	401	11.8
2010-11	36-36	903	133-266	.500	2-6	.333	58-92	.630	222	6.2	30	50	29	16	64-0	326	9.1
Totals	142-106	3271	560-1048	.534	6-16	.367	207-317	.635	771	5.5	80	164	115	54	221-0	1333	9.4




25. Joe Hobbs, Sheridan, Ind. (1955-58) | 1,331

A two-time first-team All-SEC selection... Named to the All-SEC Coaches' team in 1957... A Helms Foundation All-American in 1958... A ninth-round 1958 NBA Draft selection by Minneapolis.

SEASON	G	FGM-FGA	PCT	3PT-ATT	FTM-FTA	PCT	REB	AVG	TP	AVG
1955-56	23	161-381	.423		54-68	.794	109	4.7	376	16.3
1956-57	24	182-445	.409		89-104	.856	74	3.1	453	18.9
1957-58	21	202-467	.434		98-114	.859	87	4.1	502	23.9
TOTALS	68	545-1293	.422		241-286	.843	270	3.9	1331	19.6

THOUSAND-POINT SCORERS



26. Andrew DeClercq, Clearwater, Fla. (1991-95) | 1,309

A four-time All-Southeastern Conference selection (All-SEC Freshman Team, Second Team All-SEC as a sophomore, Third Team All-SEC as a junior, First Team All-SEC as a senior)...Also named Academic All-SEC in 1995...A member of the 1994 USA Goodwill Games team...Named to 1994 NCAA Tournament All-East Regional Team, as he played a key role on Florida's first Final Four team... Notched 23 career double-doubles, while having 61 career games with double-figure points and 34 career games with double-figure rebounds...A 1995 second-round draft selection by Golden State who spent 11 years in the NBA.

SEASON	G	FGM-FGA	PCT	3PT-ATT	PCT	FTM-FTA	PCT	REB	AVG	TP	AVG
1991-92	33	117-231	.506	0-0	.000	57-87	.655	203	6.2	291	8.8
1992-93	28	118-208	.567	0-0	.000	59-101	.584	198	7.1	295	10.5
1993-94	37	129-237	.544	1-3	.333	68-104	.654	292	7.9	327	8.8
1994-95	30	138-270	.511	5-15	.333	115-159	.723	265	8.8	396	13.2
TOTALS	128	502-946	.531	6-18	.333	299-451	.663	958	7.5	1309	10.2



27. Patric Young, Jacksonville, Fla. (2010-14) | 1,307

A three-year starter and two-time second-team All-SEC honoree, Young also became the first three-time winner of the SEC Scholar-Athlete of the Year award...Also named an AP All-American, CoSIDA Academic All-American, the SEC Defensive Player of the Year and the NABC Pete Newell Big Man of the Year as a senior...Played every game in his four-year career, becoming the second Gator to play in 150 games (Walter Hodge, 151)...Also finished his career in UF's all-time top 10 in blocked shots, field goal percentage, minutes and games started...Notable off-court honors include the SEC Brad Davis Community Service Leader of the Year and UF's Ben Hill Griffin Award.

SEASON	GP-GS	MP	FGM-FGA	PCT	3PT-ATT	PCT	FT-FTA	PCT	REB	AVG	A	TO	BS	ST	PF-DQ	TP	AVG
2010-11	37-2	658	50-90	.556	0-0	.000	26-37	.703	139	3.8	12	25	31	21	73-0	126	3.4
2011-12	37-32	980	162-262	.618	0-0	.000	54-91	.593	238	6.4	41	57	30	18	99-3	378	10.2
2012-13	37-36	981	153-261	.586	0-0	.000	68-139	.489	232	6.3	32	56	58	34	85-2	374	10.1
2013-14	39-37	1025	171-316	.541	0-0	.000	87-146	.596	240	6.2	30	49	41	25	101-3	429	11.0
TOTALS	150-107	3644	536-929	.577	0-0	.000	235-416	.569	849	5.7	115	187	160	98	358-8	1307	8.7



28. Greg Stolt, Huntsville, Ala. (1995-99) | 1,303

A three-time SEC Academic Honor Roll selection, graduating in May of 1999... Received the 1999 Doug Belden Award, presented by the University Athletic Association to the top graduating student-athlete for academic achievement, athletic achievement, community involvement and leadership... Named co-captain with Eddie Shannon for his senior season, the first team captains under head coach Billy Donovan... Scored in double figures in 71 games... One 30-point game to his credit and 10 20-point games... Seven double-doubles... Led UF in scoring 20 times and rebounding 18 times... As a senior led the SEC in 3-point field goal percentage (.438)... Led UF in scoring in the NCAA Tournament (15.7) and postseason (16.0).


SEASON	G	FGM-FGA	PCT	3PT-ATT	PCT	FTM-FTA	PCT	REB	AVG	TP	AVG
1995-96	28	69-174	.397	41-114	.360	21-25	.840	92	3.3	200	7.1
1996-97	30	126-289	.436	64-155	.413	100-118	.847	183	6.1	416	13.9
1997-98	29	120-261	.460	60-131	.458	47-59	.797	133	4.6	347	12.0
1998-99	31	117-245	.478	78-178	.438	28-42	.667	102	3.3	340	11.0
TOTALS	118	432-969	.446	243-578	.420	196-244	.803	510	4.3	1303	11.0



29. Matt Walsh, Holland, Pa., (2002-05) | 1,301

One of the most dangerous 3-point shooters in school history, Walsh scored over 1,300 points in only three years at UF... Hit over 42 percent from 3-point range two of his three years at UF... Left UF ranked fifth in both 3-pointers made and attempted (now eighth in both)... Earned Second-Team All-SEC honors in both his sophomore and junior years... Twice earned National Player of the Week honors, including his first week as a collegiate athlete when he scored 26 points in his very first game... The MVP of the 2005 SEC Tournament after scoring 26 points in the Gators' victory over Kentucky in the title game, their first SEC Tournament Championship... Declared for the NBA Draft after his junior season.

SEASON	GP-GS	MP	FGM-FGA	PCT	3PT-ATT	PCT	FT-FTA	PCT	REB	AVG	A	TO	BS	ST	PF-DQ	TP	AVG
2002-03	33-33	965	128-274	.467	60-139	.432	88-119	.739	156	4.7	101	96	12	50	77-0	404	12.2
2003-04	31-31	1026	152-342	.444	63-182	.346	122-148	.824	150	4.8	86	94	8	47	74-0	489	15.8
2004-05	28-26	837	126-278	.453	69-162	.426	87-106	.821	102	3.6	85	69	7	28	51-1	408	14.6
TOTALS	92-90	2828	406-894	.454	192-483	.398	297-373	.796	410	4.5	272	259	27	125	202-1	1301	14.1



30. Vernon Delancy, Miami, Fla. (1980-84) | 1,291

Scored 38 points against Alabama in his freshman year to post the highest outing in the nation by a freshman that year... Named to SEC All-Freshman team in 1981... A 1984 third-round NBA Draft pick by Milwaukee.

SEASON	G	FGM-FGA	PCT	3PT-ATT	FTM-FTA	PCT	REB	AVG	TP	AVG
1980-81	28	192-354	.542		113-144	.785	139	5.0	497	17.8
1981-82	17	65-143	.447		45-58	.776	51	3.0	175	10.3
1982-83	28	145-301	.482		71-103	.689	82	2.9	361	12.9
1983-84	29	107-212	.505		44-67	.657	101	3.5	258	8.9
TOTALS	102	509-1010	.504		273-372	.734	373	3.7	1291	12.7



31. Chip Williams, Dunedin, Fla. (1972-75) | 1,246

First-team All-SEC choice (AP & UPI) in '74... Second-team All-SEC choice in '73... Third-team All-SEC by UPI and AP honors in '75... Led team in scoring in '74... Grabbed 775 career rebounds, averaging 10.2 per game... Inducted into University of Florida Hall of Fame in April of 1995.

SEASON	G	FGM-FGA	PCT	3PT-ATT	FTM-FTA	PCT	REB	AVG	TP	AVG
1972-73	25	168-353	.476		76-110	.691	303	12.1	412	16.5
1973-74	23	199-357	.557		75-96	.781	255	11.1	473	20.6
1974-75	28	151-293	.515		59-84	.702	217	7.8	361	12.9
TOTALS	76	518-1003	.516		210-290	.724	775	10.2	1246	16.4

THOUSAND-POINT SCORERS



32. Kenyan Weaks, Concord, N.C. (1996-2000) | 1,234

One of the most prolific 3-point shooters in school history, who developed into a complete player during his four-year career...Scored in double figures 60 times, including 14 20-point games and a 31-point game vs. Auburn in the 1998 SEC Tournament...Started 65 games in his career...Tied UF single-season school record with 2.25 steals per game (Dwayne Davis in 1990-91) as a junior...As a sophomore, set a UF record by shooting .508 from 3-point range. It was the fifth best mark in SEC history (now sixth), led the SEC and also ranked fifth nationally.

SEASON	G	FGM-FGA	PCT	3PT-ATT	PCT	FTM-FTA	PCT	REB	AVG	TP	AVG
1996-97	28	105-217	.484	36-91	.396	15-30	.500	72	2.6	261	9.3
1997-98	26	122-238	.513	61-120	.508	26-33	.788	124	4.8	331	12.7
1998-99	24	101-218	.463	45-118	.381	24-28	.857	81	3.4	271	11.3
1999-00	37	131-250	.524	56-135	.415	53-59	.898	99	2.7	371	10.0
TOTALS	115	459-923	.497	198-464	.427	118-150	.787	376	3.3	1234	10.7



33(t). Corey Brewer, Portland, Tenn. (2004-07) | 1,225

One of the most versatile players in UF history, Brewer had the quickest defensive hands in the SEC while averaging in double-figures each of his final two years... He was selected the Most Outstanding Player at the 2007 Final Four, guiding the Gators to their second-straight national title... The 2006 SEC co-Defensive Player of the Year... Earned All-SEC honors both his sophomore and junior years and was an Honorable Mention AP All-American in 2007... The seventh overall pick in the 2007 NBA Draft by the Minnesota Timberwolves... Won an NBA title with the Dallas Mavericks in 2011.

SEASON	GP-GS	MP	FGM-FGA	PCT	3PT-ATT	PCT	FT-FTA	PCT	REB	AVG	A	TO	BS	ST	PF-DQ	TP	AVG
2004-05	32-32	791	87-169	.515	17-39	.436	50-86	.581	110	3.4	63	52	13	46	73-1	241	7.5
2005-06	39-37	1095	171-365	.468	42-120	.350	110-143	.769	186	4.8	128	108	16	61	97-4	494	12.7
2006-07	37-37	1053	169-356	.478	40-119	.336	112-155	.723	173	4.7	109	90	15	69	72-1	490	13.2
TOTALS	108-106	2949	426-889	.479	99-278	.356	272-384	.708	469	4.3	300	250	44	176	242-6	1225	11.3



33(t). Malcolm Cesare, Hicksville, N.Y. (1975-79) | 1,225

A 1979 Third-Team All-SEC selection... Finished his career as one of the top rebounders and shot-blockers in UF history at the time... A fourth-round NBA Draft pick by Phoenix in 1979.

SEASON	G	FGM-FGA	PCT	3PT-ATT	FTM-FTA	PCT	REB	AVG	TP	AVG
1975-76	26	93-191	.487		30-41	.732	142	5.5	216	8.3
1976-77	26	98-210	.467		40-54	.741	121	4.7	236	9.1
1977-78	27	126-255	.494		66-103	.641	181	6.7	318	11.7
1978-79	27	185-338	.547		85-112	.759	187	6.9	455	16.9
TOTALS	106	502-994	.504		221-310	.713	631	6.0	1225	11.6



35. Hans Tanzler, Jacksonville, Fla. (1946-50) | 1,221

A 1950 Third-Team All-SEC AP choice... Led team in scoring in 1948 (13.2)... Captain of the 1949-50 squad... A former mayor of Jacksonville.

SEASON	G	FGM-FGA	PCT	3PT-ATT	FTM-FTA	PCT	REB	AVG	TP	AVG
1946-47	26	112			58				282	10.8
1947-48	25	135			60				330	13.2
1948-49	26	115			76				306	11.8
1949-50	23	111-338	.328		81-107	.757			303	13.2
TOTALS	100	473			275				1221	12.2

Other figures not available.



36. Dorian Finney-Smith, Portsmouth, Va. (2013-16) | 1,220

The first 1,000-point scorer in Florida history who transferred in, coming to UF after playing at Virginia Tech as a freshman...2014 SEC Sixth Man of the Year on UF's Final Four team... Also helped the 2013-14 squad post a perfect 18-0 SEC record, win the SEC Tournament, and post school records with 36 wins and a 30-game win streak...UF's leading rebounder all three seasons and the team's leading scorer his final two seasons...Earned second-team All-SEC honors his junior and senior seasons...The only player to post a 20/15 road game during Billy Donovan's tenure, going for 22 points and 15 rebounds in Florida's overtime win at Arkansas on Jan. 11, 2014...Scored 1,429 career points including his season at Virginia Tech.

SEASON	GP-GS	MP	FGM-FGA	PCT	3PT-ATT	PCT	FT-FTA	PCT	REB	AVG	A	TO	BS	ST	PF-DQ	TP	AVG
2013-14	37-2	955	105-284	.370	39-133	.293	74-115	.643	247	6.7	76	61	16	16	80-2	323	8.7
2014-15	28-24	782	137-290	.472	49-115	.426	44-75	.587	174	6.2	44	54	24	32	74-4	367	13.1
2015-16	36-36	1143	169-387	.368	71-193	.368	121-165	.733	300	8.3	75	68	29	33	78-2	530	14.7
TOTALS	101-62	2880	411-961	.428	159-441	.361	239-355	.673	721	7.1	195	183	69	81	232-8	1220	12.1



37. Taurean Green, Ft. Lauderdale, Fla. (2004-07) | 1,174

One of the great point guards in UF history, he played in 111 games in three years without fouling out once... An All-SEC selection both his sophomore and junior years and an Honorable Mention AP All-American in 2007... The MVP of the 2006 SEC Tournament and the Most Outstanding Player in the 2007 NCAA Midwest Regional... His 184 assists as a sophomore are the fourth-highest single-season total in school history, while his .856 career clip from the free-throw line is second-best in school history... Drafted in the second round of the 2007 NBA Draft by the Portland Trail Blazers.

SEASON	GP-GS	MP	FGM-FGA	PCT	3PT-ATT	PCT	FT-FTA	PCT	REB	AVG	A	TO	BS	ST	PF-DQ	TP	AVG
2004-05	32-0	606	33-89	.371	16-47	.340	42-54	.778	31	1.0	69	51	1	31	51-0	124	3.9
2005-06	39-39	1302	130-355	.366	88-229	.384	171-193	.886	115	2.9	184	124	5	51	63-0	519	13.3
2006-07	40-40	1318	154-347	.444	82-202	.406	141-166	.849	96	2.4	147	107	1	42	60-0	531	13.3
TOTALS	111-79	3201	317-791	.401	186-478	.389	350-409	.856	238	2.1	397	273	7	124	174-0	1174	10.5

THOUSAND-POINT SCORERS



38. Nick Calathes, Casselberry, Fla. (2007-2009) | 1,170

Calathes was the eighth-fastest Gator ever to reach the 1,000-point club... He was the fastest Gator to 1,000 points since Ronnie Williams did so 27 years earlier... A First-Team All-SEC selection as a sophomore in 2008-09, Calathes became the first Florida player to score 30 points in a game twice in one season since Anthony Roberson in 2005... Led the team in scoring and assists both years on campus... Named the 2007-08 SEC Newcomer of the Year and broke UF's assists and assists per game marks for the second-straight season in '08-09... Declared for the NBA Draft after his sophomore season.


SEASON	GP-GS	MP	FGM-FGA	PCT	3PT-ATT	PCT	FT-FTA	PCT	REB	AVG	A	TO	BS	ST	PF-DQ	TP	AVG
2007-08	36-36	1174	175-411	.426	58-158	.367	144-199	.724	187	5.2	221	104	3	58	76-0	552	15.3
2008-09	36-35	1200	205-425	.482	73-187	.390	135-191	.707	192	5.3	231	119	6	68	69-0	618	17.2
TOTALS	72-71	2374	380-836	.455	131-345	.380	279-390	.715	379	5.3	452	223	9	126	145-0	1170	16.3



39. Eddie Shannon, West Palm Beach, Fla. (1995-99) | 1,168

A four-year starter... Named co-captain with Greg Stolt prior to his senior season, the first team captains under head coach Billy Donovan... Named the 1999 Frontier Most Courageous player for demonstrating extraordinary courage beyond the playing floor... Had a prosthetic right eye fitted on Oct. 15, 1998 after having damaged parts of his eye removed on Sept. 5th, 1998... Scored in double figures 59 times in his career... Led UF in scoring 17 times during his career and led UF in assists in 63 games... Had nine career 20-point game... Had 18 assists and just three turnovers in NCAA Tournament action and 31 assists with eight turnovers in postseason action.

SEASON	G	FGM-FGA	PCT	3PT-ATT	PCT	FTM-FTA	PCT	REB	AVG	TP	AVG
1995-96	28	94-253	.372	23-81	.284	30-42	.714	58	2.1	241	8.6
1996-97	30	124-290	.428	36-117	.308	113-145	.779	101	3.4	397	13.2
1997-98	29	111-269	.413	40-124	.323	73-108	.676	99	3.4	335	11.6
1998-99	29	61-122	.500	19-55	.345	54-72	.750	75	2.6	195	6.7
TOTALS	116	390-934	.418	118-377	.313	270-367	.736	333	2.9	1168	10.1



40. Al Bonner, Pensacola, Fla. (1974-78) | 1,157

A Third-Team All-SEC selection in '77 (UPI)... A three-time Academic All-SEC choice... Led the SEC in free-throw percentage in '77 (86.3).

SEASON	G	FGM-FGA	PCT	3PT-ATT	FTM-FTA	PCT	REB	AVG	TP	AVG
1974-75	27	54-121	.446		25-33	.758	98	3.6	133	4.9
1975-76	25	131-235	.557		36-46	.783	177	7.1	298	11.9
1976-77	26	154-265	.581		82-95	.863	144	5.5	390	15.0
1977-78	27	138-297	.465		60-80	.750	126	4.6	336	12.4
TOTALS	105	477-918	.519		203-254	.799	545	5.2	1157	11.0



41. Joakim Noah, New York, N.Y. (2004-07) | 1,133

One of the most colorful characters to ever walk on the University of Florida campus, Noah was a two-time All-American at Florida, earning Honorable Mention AP honors in 2006 and Second-Team honors in 2007... A First Team All-SEC honoree in both 2006 and 2007... He was the Most Outstanding Player of both the Minneapolis Regional and the Final Four in 2006, setting an NCAA single Tournament record with 29 blocked shots, including a Championship game record (since broken) of six vs. UCLA... Helped the Gators to back-to-back NCAA titles... The ninth overall pick in the 2007 NBA Draft by the Chicago Bulls.

SEASON	GP-GS	MP	FGM-FGA	PCT	3PT-ATT	FT-FTA	PCT	REB	AVG	A	TO	BS	ST	PF-DQ	TP	AVG	
2004-05	29-0	273	36-60	.600	0-0	.000	30-52	.577	72	2.5	15	17	19	6	46-2	102	3.5
2005-06	39-38	972	202-322	.627	0-1	.000	148-202	.733	278	7.1	80	76	95	44	84-3	552	14.2
2006-07	40-40	1034	173-285	.607	1-1	1.000	132-199	.663	337	8.4	90	101	72	45	90-1	479	12.0
TOTALS	108-78	2279	408-667	.612	1-2	.500	310-453	.684	678	6.3	184	191	183	95	217-6	1133	10.4



42. Al Horford, Puerto Plata, Dominican Republic (2004-07) | 1,123

A rock-solid presence for the Gators for three years, he started 100 of 109 career games... The MVP of the 2007 SEC Tournament, helping the Gators to their third straight title in the event... Second all-time in Florida history with 189 blocked shots... Second in UF history with 16 career double-doubles... Averaged nearly a double-double his junior year, with 13.2 points and 9.5 boards per game... The No. 3 overall pick in the 2007 NBA Draft by the Atlanta Hawks, the second-highest a Gator has ever been drafted.

SEASON	GP-GS	MP	FGM-FGA	PCT	3PT-ATT	FT-FTA	PCT	REB	AVG	A	TO	BS	ST	PF-DQ	TP	AVG	
2004-05	32-25	730	61-127	.480	0-0	.000	57-98	.582	209	6.5	28	31	51	26	79-0	179	5.6
2005-06	39-39	1011	177-291	.608	0-2	.000	88-144	.611	295	7.6	77	74	68	40	97-2	442	11.3
2006-07	38-36	1057	186-306	.608	0-2	.000	130-202	.644	360	9.5	82	69	70	28	94-2	502	13.2
TOTALS	109-100	2768	424-724	.586	0-4	.000	275-441	.624	864	7.9	187	174	189	94	270-4	1123	10.3



43. Reggie Hannah, Titusville, Fla. (1977-80) | 1,114

A 1980 Third-Team All-SEC choice (AP & UPI)... Led team in scoring as a freshman... Member of the U.S. Junior Olympic Team in 1977.

SEASON	G	FGM-FGA	PCT	3PT-ATT	FTM-FTA	PCT	REB	AVG	TP	AVG
1977-78	22	109-191	.577		81-122	.664	203	9.2	299	13.6
1978-79	27	135-253	.534		87-129	.674	231	8.6	357	13.2
1979-80	27	161-298	.540		136-193	.704	241	8.9	458	17.0
TOTALS	76	405-742	.545		304-444	.685	675	8.9	1114	14.7



44. Sonny Powell, Jacksonville, Fla. (1951-55) | 1,109

A Third-Team All-SEC selection (AP) in '55... Ranks fourth in career free-throws made (487).

SEASON	G	FGM-FGA	PCT	3PT-ATT	FTM-FTA	PCT	REB	AVG	TP	AVG
1951-52	24	66-225	.293		77-114	.675	80	3.3	209	8.7
1952-53	18	64-208	.308		75-105	.714	60	3.3	203	11.3
1953-54	22	88-244	.361		166-195	.851	63	2.9	342	15.5
1954-55	22	93-271	.343		169-211	.801	65	2.9	355	16.1
TOTALS	86	311-948	.328		487-625	.779	268	3.1	1109	12.9

THOUSAND-POINT SCORERS

45. Gary Keller, St. Petersburg, Fla. (1964-67) | 1,104

Named to the First-Team All-SEC squad (UPI) in '67... Earned AP All-SEC honors in '66 and '67... Collected Academic All-SEC honors in '67 and '68... Earned Coaches' SEC honors in '66 & '67... A 1967 sixth-round NBA Draft selection by Los Angeles.

SEASON	G	FGM-FGA	PCT	3PT-ATT	FTM-FTA	PCT	REB	AVG	TP	AVG
1964-65	25	121-242	.500		70-112	.625	247	9.9	312	12.5
1965-66	26	152-322	.472		110-197	.558	326	12.5	414	15.9
1966-67	25	143-313	.457		92-143	.643	282	11.3	378	15.1
TOTALS	76	416-877	.474		272-452	.602	855	11.3	1104	14.5

46. Harry Hamilton, Gainesville, Fla. (1946-49, 1950-51) | 1,102

Earned All-SEC Third-Team honors (AP) in '51... Led UF in scoring in '49 and '51.

SEASON	G	FGM-FGA	PCT	3PT-ATT	FTM-FTA	PCT	REB	AVG	TP	AVG
1946-47									123	
1947-48									287	
1948-49	26	132			63				327	12.6
1950-51	22	158-425	.372		49-75	.653	128	5.8	365	16.6
TOTALS	97	476			150				1102	11.4

Other figures not available.

47. Lee Humphrey, Maryville, Tenn. (2003-07) | 1,080

One of the deadliest shooters in NCAA history, Humphrey left school as the all-time leader in 3-pointers made in NCAA Tournament-history (47)... Was at his best on the biggest stage and knocked down 18 3-pointers in two Final Fours (10 in 2006, eight in 2007)... Hit a UF NCAA Tournament record seven 3-pointers vs. Oregon in the 2007 Elite Eight... A two-time SEC Scholar Athlete of the Year (2006 and 2007) and a two-time ESPN the Magazine Academic All-American.

SEASON	GP-GS	MP	FGM-FGA	PCT	3PT-ATT	PCT	FT-FTA	PCT	REB	AVG	A	TO	BS	ST	PF-DQ	TP	AVG
2003-04	26-11	494	34-72	.472	25-57	.439	5-9	.556	31	1.2	29	23	0	11	18-0	98	3.8
2004-05	32-6	521	52-130	.400	37-100	.370	14-21	.667	31	1.0	31	24	0	15	35-1	155	4.8
2005-06	38-32	1138	142-299	.475	113-246	.459	18-30	.600	71	1.9	72	39	0	28	43-0	415	10.9
2006-07	40-40	1214	145-305	.475	113-246	.459	9-13	.692	51	1.3	50	45	0	19	53-0	412	10.3
TOTALS	136-88	3367	372-807	.461	288-649	.444	46-73	.630	184	1.4	176	131	0	73	149-1	1080	7.9

48. Walter Hodge, Guaynabo, Puerto Rico (2005-09) | 1,074

The winningest player in school history, Hodge completed his career owning back-to-back NCAA titles and SEC Tournament titles during his tenure in Gainesville...With five more wins (117) than any other player in the history of Florida basketball, the guard increased his 3-pointers made in all four seasons...Hodge left the program sinking the 10th-most three-point field goals in school history (176)...Hodge holds the record for games played by a Gator (151), and is also among the top 10 all-time in minutes played with 3,587.

SEASON	GP-GS	MP	FGM-FGA	PCT	3PT-ATT	PCT	FT-FTA	PCT	REB	AVG	A	TO	BS	ST	PF-DQ	TP	AVG
2005-06	39-8	749	53-137	.387	28-76	.368	16-24	.667	41	1.1	47	49	1	39	61-0	150	3.8
2006-07	40-3	709	79-145	.545	34-68	.500	35-55	.636	47	1.2	59	47	1	17	60-0	227	5.7
2007-08	36-36	1102	143-298	.480	55-150	.367	34-45	.756	76	2.1	103	50	1	50	82-2	375	10.4
2008-09	36-36	1026	112-247	.453	59-154	.383	39-48	.713	54	1.5	84	38	2	47	77-1	322	8.9
TOTALS	151-83	3587	387-827	.468	176-448	.393	124-172	.721	218	1.4	293	184	5	153	280-3	1074	7.1

49. Erik Murphy, South Kingstown, R.I. (2009-13) | 1,052

The nation's top-shooting big man from 3-point range, Murphy hit at an SEC-best .453 clip from beyond the arc as a senior on the way to first-team All-SEC honors...A two-year starter who saw his minutes and production increase throughout his career...Named to the All-SEC Tournament team as a junior and a senior and was named to the NCAA All-West Regional team as a junior...Reached the 1,000-point mark in a career-best 27-point, 12-rebound performance against LSU in the 2013 SEC Tournament...Had an ultra-efficient 10-for-10 shooting performance vs. Wisconsin on Nov. 14, 2012.

SEASON	GP-GS	MP	FGM-FGA	PCT	3PT-ATT	PCT	FT-FTA	PCT	REB	AVG	A	TO	BS	ST	PF-DQ	TP	AVG
2009-10	33-0	299	48-80	.600	0-0	-	19-30	.633	79	2.4	8	20	8	12	51-1	115	3.5
2010-11	33-1	355	54-105	.514	12-30	.400	21-28	.750	75	2.3	8	24	15	5	55-0	141	4.3
2011-12	34-32	882	131-270	.485	59-140	.421	35-43	.814	154	4.5	29	44	37	18	90-0	356	10.5
2012-13	36-34	952	164-318	.516	72-159	.453	40-51	.784	199	5.5	50	51	25	23	101-3	440	12.2
TOTALS	136-67	2488	397-773	.514	143-329	.435	115-152	.757	507	3.7	95	139	85	58	297-4	1052	7.7

50. Vernon Maxwell, Gainesville, Fla. (1984-88) | 1,046

A three-time All-SEC selection (AP, UPI and Coaches')... An AP 1988 Honorable Mention All-American... 1988 First-Team All-SEC tournament choice... A 1988 second-round draft choice of the Denver Nuggets... Played for NBA World Champion Houston Rockets in 1994 and enjoyed a 13-year career in the NBA.

SEASON	G	FGM-FGA	PCT	3PT-ATT	FTM-FTA	PCT	REB	AVG	TP	AVG
1984-85	30	163-366	.445		72-105	.686	72	2.4	398	13.3
1985-86	33	262-566	.463		124-177	.701	147	4.5	648	19.6
TOTALS	63	425-932	.456		196-282	.695	218	3.4	1046	16.6

THOUSAND-POINT SCORERS



51. Brooks Henderson, Coral Gables, Fla. (1962-65) — 1,001

Named to All-SEC Second-Team (AP & UPI) in '64... Earned Third-Team (AP) and second-team (UPI) honors in '65... Included on the SEC Coaches' Select Team in '65... Named a Helms Foundation All-American in '65 and was a First-Team All-SEC academic choice in 1964-65... Fifth in career free throw percentage (.830)... A 1965 fourth-round selection by Los Angeles.

SEASON	G	FGM-FGA	PCT	3PT-ATT	FTM-FTA	PCT	REB	AVG	TP	AVG
1962-63	19	80-202	.396		110-132	.833	90	4.7	270	14.2
1963-64	22	147-309	.476		87-103	.845	163	7.4	381	17.3
1964-65	25	105-222	.473		140-171	.813	112	4.5	350	14.0
TOTALS	66	332-733	.453		337-406	.830	365	5.5	1001	15.2

Quickest Players to Reach 1,000 Points

1. Ronnie Williams, 50 games – Reached 1,000 points (1,008 total at end of game) as a sophomore in game 22 (with 9:33 remaining in the first half) vs. Tennessee, Feb. 10, 1982
2. Tony Miller, 50 games – Reached 1,000 points (1,015 total at end of game) as a junior in game 5 (with 2:29 remaining in first half) vs. LSU, Dec. 22, 1972
3. Neal Walk, 52 games – Reached 1,000 points as a junior in game 2 vs. Univ. of Miami, Dec. 7, 1968
4. Joe Hobbs, 56 games – Reached 1,000 points as a senior in game 9 vs. LSU, Jan. 6, 1958
5. Chip Williams, 57 games – Reached 1,000 points as a junior in game 9 vs. San Jose, Dec. 30, 1974
6. Bob Emrick, 58 games – Reached 1,000 points as a junior in game 14 vs. Tennessee, Feb. 4, 1956
7. Andy Owens, 59 games – Reached 1,005 points as a junior in game 8 vs. Auburn, Jan. 3, 1970
8. Nick Calathes, 60 games – Reached 1,002 points as a sophomore in game 24 vs. Kentucky, Feb. 10, 2009
9. Vernon Maxwell, 61 games – Reached 1,016 points as a sophomore in game 31 vs. SW Missouri, March 20, 1986
10. Brooks Henderson, 66 games – Reached 1,001 points as a senior in the last game of the 1964-65 season vs. Georgia, March 5, 1965

ALL-TIME RESULTS

1915-16 | 5-1

Coach: C.J. McCoy		Captain: R.K. VanCamp	
D15	Jacksonville YMCA	A	W 30 14
J25	Columbia College	A	W 18 5
F2	Kewatin (St. Aug.)	A	L 16 22
F3	St. Augustine YMCA	A	W 46 32
F4	Jacksonville YMCA	A	W 46 42
F5	Columbia College	A	W 36 25

1916-19

(No teams because of WWI)

1919-20 | 2-5

Coach: No Coach		Captain: C.A. Coxe	
	Jacksonville YMCA	A	W 31 28
	Jacksonville YMCA	A	L 31 33
	Catholic Club (Jax)	A	W 28 16
	Stetson	A	L 28 35
	Mercer	A	L 21 30
	Macon YMCA	A	L 18 64
	Savannah	A	L 24 28

1920-21 | 5-6

Coach: W.G. Klein		Captain: W.M. Madison	
J15	Stetson	H	L 18 36
J22	Stetson	A	L 16 55
F5	Savannah YMCA	A	W 38 20
F6	NC State	A	W 39 18
F8	Trinity	A	L 21 49
F9	VMI	A	L 20 60
F10	Davidson	A	L 26 45
F11	Wofford	A	W 45 35
F12	Furman	A	W 37 25
F14	Macon YMCA	A	L 17 47
F15	Camp Benning	A	W 31 28

1921-22 | 5-5

Coach: W.G. Klein		Captain: C.Y. Byrd	
J15	Stetson	H	W 45 25
J21	Rollins	H	W 43 17
J26	Albany YMCA	A	L 17 27
J27	Camp Benning	A	L 13 45
J28	Mercer	A	L 26 27
J29	Savannah YMCA	A	L 22 26
J31	Jacksonville YMCA	A	L 18 43
F11	Rollins	A	W 48 29
F17	Savannah YMCA	H	W 41 18
F20	Trinity	H	W/OT 33 26

1922-23 | 2-5

Coach: C.Y. Byrd		Captain: Roland Moss	
J21	Rollins	H	W 42 21
F3	Georgia Tech	A	L 20 52
	Lynchburg	A	L 19 34
	VMI	A	W 19 15
	Richmond	A	L 25 27
	North Carolina	A	L 14 59
	NC State	A	L 18 30

1923-24 | 5-10

Coach: J.L. White		Captain: Edgar Jones	
J14	Southern	H	W 27 15
J15	Southern	H	W 26 22
J19	S. Jacksonville	H	W 30 29
J28	Stetson	H	W 19 9
J30	Miami YMCA	H	L 7 16
	NC State	A	L 24 41
	Davidson	A	L 22 24
	Georgia	A	L 24 45
	Macon YMCA	A	L 15 35
	Mercer	A	L 19 31
	Albany YMCA	A	L 13 66
F18	S. Jacksonville	A	L 31 34
	Stetson	A	L 21 25

F21	Southern	A	W 23 21
F22	Southern	A	L 23 29

1924-25 | 2-7

Coach: J.L. White		Captain: Edgar Jones	
J2	Coral Gables	A	L 23 37
J3	Coral Gables	A	L 16 36
	Seminole Canoe	H	W 27 11
F2	Mercer	A	L 16 34
	Fort Benning	A	L 27 43
	Coral Gables	H	L 29 39
F6	Seminole Canoe	A	L 26 34
F7	Seminole Canoe	H	L 21 34
F24	Southern	H	W 32 21

1925-26 | 7-7

Coach: Brady Cowell		Captain: Lamar Sarra	
J9	S. Jacksonville	A	L 25 30
J15	Rollins	A	W 48 13
J16	Stetson	A	W 24 23
J22	Ft. McPherson	H	W 34 22
J23	S. Jacksonville	H	W 46 22
J30	Seminole Canoe	H	W 39 16
F1	Rollins	H	W 38 14
F4	Cincinnati YMCA	H	L 26 42
F8	Mercer	A	L 21 26
F10	Georgia	A	L 27 55
F11	South Carolina	A	L 22 29
F13	North Carolina	A	L 6 42
F16	Havana	H	L 16 37
F18	Seminole Canoe	A	W 29 28

1926-27 | 6-20

Coach: Brady Cowell		Captain: Red Smith	
D11	Ralph's Cleaners	A	W 42 10
D16	Ralph's Cleaners	H	W 37 17
D30	Wilmington (OH)	A	L 18 46
D31	Goodyear	A	L 30 50
J1	Davis-Elkins	A	L 23 60
J3	Kentucky	A	L 36 44
J4	Ohio	A	L 29 38
J5	Cincinnati YMCA	A	L 26 60
J6	Denison	A	L 17 30
J8	Tennessee	A	L 19 22
J9	Georgia	A	W 33 32
J15	Auburn	A	L 34 51
J16	Ft. Benning	A	L 18 51
J17	Alabama	A	L 44 49
F8	Cincinnati YMCA	H	L 23 41
F9	Auburn	H	L 28 40
F9	Paris Is. Marines	H	W 41 28
	Masked Marvels	H	W 47 18
F14	Mercer	A	L 17 40
F15	Oglethorpe	A	L 28 41
F16	Clemson	A	L 17 33
F17	South Carolina	A	L 33 39
F18	South Carolina	A	L 20 37
F19	Furman	A	L 21 56
F26	Seminole Canoe	H	W 33 21
M2	Seminole Canoe	A	L 25 30

1927-28 | 5-16

Coach: Brady Cowell		Captain: Ion Walker	
J3	Olsons Swedes	H	L 28 53
J6	Georgia	H	L 35 37
J7	Georgia	H	L 30 40
J13	Auburn	H	L 23 39
J14	Auburn	H	L 33 43
J17	Southern	A	L 24 26
J21	Rollins	H	W 48 16
F1	Rollins	A	W 30 23
F3	Cincinnati YMCA	H	L 26 27
F4	Davis-Elkins	H	L 25 57
F6	South Carolina	A	W 41 31
F7	South Carolina	A	L 40 47

F8	Clemson	A	L 29 32
F9	Clemson	A	L 25 26
F10	Furman	A	L 21 44
F14	Southern	A	W 32 22
F15	Miami	H	L 39 40
F18	Alabama	A	L 31 36
F20	Alabama	A	W 29 21
F21	Auburn	A	L 28 50
F22	Auburn	A	L 29 38

1928-29 | 7-13

Coach: Brady Cowell		Captain: George Perrine	
J4	Georgia	A	L 32 48
J5	Georgia	A	L 26 45
J7	Georgia Tech	A	L 19 36
J8	Georgia Tech	A	L 26 33
J11	Clemson	H	L 23 36
J12	Clemson	H	L 21 31
J16	Southern	H	W 28 26
J21	Cincinnati YMCA	A	L 35 44
J22	Rollins	H	W 41 17
J25	Auburn	H	W 44 34
J26	Auburn	H	L 32 39
F1	NC State	H	L 19 44
F2	NC State	H	L 20 39
F11	Alabama	H	W 22 21
F12	Alabama	H	W 34 23
F15	Alabama	A	L 28 58
F16	Alabama	A	L 33 47
F17	Auburn	A	W 46 29
F18	Auburn	A	L 26 51
F19	Albany YMCA	A	W 50 45

1929-30 | 10-4

Coach: Brady Cowell		Captain: Dale Van Sickle	
J11	Georgia	H	L/OT 34 35
J15	Stetson	A	W 17 14
J17	Rollins	A	W 50 24
J18	Southern	A	W 44 31
J21	Cohen Brothers	A	W 38 26
J28	Cincinnati YMCA	H	L 26 33
J31	Stetson	H	W 40 26
F8	Rollins	H	W 44 27
F12	Clemson	A	L 28 33
F13	Clemson	A	L 20 47
F14	South Carolina	A	W 30 23
F15	South Carolina	A	W 42 17
F20	Cohen Brothers	H	W 49 26
F21	Southern	H	W 54 30

1930-31 | 10-9

Coach: Brady Cowell		Captain: Dale Waters	
J3	Atwater Kent	A	W 38 26
J6	Atwater Kent	H	W 34 16
J9	Georgia	H	L 29 32
J10	Georgia	H	L 29 49
J13	Georgia Tech	H	W 39 31
J17	Vanderbilt	H	L 25 42
J19	Vanderbilt	A	L 35 43
J28	Georgia Tech	A	L 23 32
F6	Georgia	A	L 23 38
F7	Georgia	A	L 32 33
F9	Furman	A	L 21 51
F10	South Carolina	A	W 43 27
F11	South Carolina	A	W 42 30
F16	South Carolina	H	W 63 29
F17	South Carolina	H	W 39 20
F23	Rollins	H	W 44 21
	Southern Conference Tournament, Atlanta, Ga.*		
F27	Georgia Tech*	N	W 53 48
F28	Tennessee*	N	W 33 29
F29	Kentucky*	N	L 35 56

ALL-TIME RESULTS

1931-32 | 8-12

Coach: Brady Cowell **Captain: A.E. Emmelhainz**

J2	Stetson	A	L	25	30
J4	Waycross	H	W	66	14
J6	Sears	H	W	55	20
J9	Georgia Tech	A	L	32	41
J15	Alabama	A	L	19	32
J16	Alabama	A	L	11	26
J18	Vanderbilt	A	L	32	36
J19	Vanderbilt	A	W	43	33
J22	Auburn	A	L	26	43
J23	Auburn	A	L	21	28
F3	Rollins	A	W	34	10
F5	Clemson	H	W	36	25
F6	Clemson	H	W	36	33
F12	Georgia	H	L	33	38
F13	Georgia	H	W	47	27
F18	Georgia	A	L	20	36
F19	Georgia	A	L	20	39
F20	Georgia Tech	A	L	23	38
Southern Conference Tournament*					
F26	Duke*	N	L	22	33
F27	Maryland*	N	W	39	24

1932-33 | 9-5 | SEC 4-4, 4th

Coach: Brady Cowell **Captain: Brennan Brown**

J7	Stetson	H	W	46	38
J11	Georgia	A	L	34	37
J12	Georgia	A	W	33	32
J13	Clemson	A	W	34	28
J14	Clemson	A	W	37	33
J20	Georgia	H	W	25	22
J21	Georgia	H	W	40	39
F3	Stetson	A	W	30	18
F10	Vanderbilt	H	L	41	42
F11	Vanderbilt	H	W	43	27
F16	Albany YMCA	A	W	56	40
F17	Auburn	A	L	30	32
F18	Auburn	A	L	11	16
SEC Tournament, Atlanta, Ga.*					
F25	Kentucky*	N	L	24	48

1933-34 | 11-7 | SEC 4-2, 4th

Coach: Ben Clemmons **Captain: George Gunn**

J6	Mercer	H	W	38	24
J10	Georgia	A	W	46	20
J11	Georgia	A	L	24	32
J12	Mercer	A	W	45	39
J15	House of David	H	W	50	23
F2	Georgia	H	W	37	35
F3	Georgia	H	W	47	27
F6	Stetson	A	L	30	33
F9	Clemson	A	W	36	31
F10	Clemson	A	L	26	31
F12	South Carolina	A	L	31	51
F13	South Carolina	A	L	31	36
F16	Auburn	H	W	39	21
F17	Auburn	H	L	21	23
F19	Stetson	H	W	34	19
SEC Tournament, Atlanta, Ga.*					
F24	Kentucky*	N	W	38	32
F25	Vanderbilt*	N	W	24	23
F26	Alabama*	N	L	25	41

1934-35 | 8-7 | SEC 4-3, 5th

Coach: Ben Clemmons **Captain: Welcome Shearer**

D18	Duke	H	L	27	55
D19	Duke	H	W	40	21
J10	Georgia	A	W	29	27
J11	Georgia	A	L	30	34
J12	Mercer	A	W	39	24
J19	Stetson	A	W	40	32
J21	South Carolina	H	L	35	37
J22	South Carolina	H	L	16	28
F7	Alabama	A	L	25	27

F8	Auburn	A	W	35	25
F9	Auburn	A	L	34	39
F12	Stetson	H	L	25	40
F15	Georgia	H	W	29	25
F16	Georgia	H	W	47	45
F20	Oglethorpe	H	W	50	40

1935-36 | 4-11 | SEC 2-8, 11th

Coach: Ben Clemmons **Captain: George Smathers**

J4	Georgia Tech	N	W	36	25
J7	Stetson	H	W	27	24
J10	Mississippi State	A	L	32	51
J11	Mississippi State	A	L	22	36
J14	Stetson	A	L	23	30
J17	Georgia	H	L	28	37
J18	Georgia	H	L	32	43
F7	Georgia	A	L	32	40
F8	Georgia	A	L	22	27
F13	Wake Forest	A	L	32	34
F14	Duke	A	L	31	42
F15	Wake Forest	A	W	32	24
F17	Georgia Tech	A	L	22	39
F21	Auburn	H	L	16	32
F22	Auburn	H	W	20	13

1936-37 | 5-13 | SEC 1-9, 12th

Coach: Josh Cody **Captain: Floyd Christian**

J4	Clemson	H	W	52	36
J5	Clemson	H	L	30	31
J8	Mississippi State	H	L	25	27
J9	Mississippi State	H	L	16	33
J13	Georgia Tech	H	L	25	35
J15	Georgia	H	L	30	31
J16	Georgia	H	W	36	18
J19	Stetson	A	L	32	34
F2	Tampa	H	W	29	14
F4	Georgia St. Teachers	A	L	35	39
F5	Georgia	A	L	19	36
F6	Georgia	A	L	27	28
F8	Mercer	A	W	48	32
F12	Auburn	A	L	34	35
F13	Auburn	A	L	40	51
F15	Georgia Tech	A	L	37	43
F18	Stetson	H	W	40	33
F20	Tampa	A	L	14	29

1937-38 | 11-9 | SEC 3-7, 11th

Coach: Sam McAllister **Captain: Charlie Crejcir**

D16	Duke	H	L	25	33
D17	Duke	H	L	33	37
J4	Wofford	H	W	47	33
J7	Naval Air Station Jax	H	W	42	37
J10	Stetson	H	W	39	27
J14	Georgia	H	L	31	34
J15	Georgia	H	W	38	32
J17	Havana	H	W	45	25
F2	Albany YMCA	A	W	34	27
F4	Georgia	A	W	41	35
F5	Georgia	A	L	27	28
F8	Tampa	A	W	24	21
F11	Tampa	H	W	34	18
F14	Vanderbilt	A	L	24	59
F15	Sewanee	A	L	31	33
F16	Tennessee	A	L	28	42
F17	Georgia Tech	A	L	40	54
F22	Stetson	A	L	32	47
F25	Auburn	H	W	43	34
F26	Auburn	H	W	51	35

1938-39 | 9-6 | SEC 5-4, 7th

Coach: Sam McAllister **Captain: Game**

D16	NC State	H	L	21	54
D17	NC State	H	L	30	33
J6	Southern	H	W	62	26
J13	Georgia	H	W	26	15

J14	Georgia	H	L	18	35
J17	Stetson	A	W	32	29
F4	Georgia Tech	H	W	33	29
F6	Sewanee	H	W	33	27
F7	Sewanee	H	W	44	37
F9	Southern	A	W	38	24
F14	Georgia	A	L	32	42
F15	Georgia	A	L	18	43
F18	Stetson	H	W	28	26
F24	Auburn	A	L	38	40
F25	Auburn	A	W	31	25

1939-40 | 13-9 | SEC 5-4, 5th

Coach: Sam McAllister **Captains: Henry Chalker, Jack Maynard**

D8	Southern	H	W	60	33
D14	Alabama	H	L	45	48
D15	Alabama	H	L	38	47
D27	Washington College	A	L	30	45
D28	Seton Hall	A	L	40	43
D29	Scranton	A	L	33	39
D30	George Washington	A	L	36	49
J6	Southern	A	W	77	29
J12	Georgia	H	W	45	36
J13	Georgia	H	W	36	25
J15	Georgia Tech	A	W	45	40
F5	Stetson	A	W	42	30
F6	Tampa	A	W	53	35
F8	Miami	H	W	36	23
F9	Miami	H	W	53	26
F12	Georgia	A	L	37	46
F13	Georgia	A	L	35	54
F16	Tampa	H	W	48	30
F19	Stetson	H	W	48	21
F23	Tennessee	H	W	41	38
F24	Auburn	A	W	42	37
SEC Tournament, Knoxville, Tenn.*					
M2	Tennessee*	N	L	32	42

1940-41 | 15-3 | SEC 6-2, 2nd

Coach: Sam McAllister **Captain: Frank Yinshannis**

D12	Southern	A	W	43	19
D16	Alabama	A	W	36	28
D17	Alabama	A	L	22	28
D18	Mississippi	A	W	35	26
D20	Mississippi State	A	W	53	28
J10	Georgia	A	W	39	34
J11	Georgia	A	W	44	42
J31	Southern	A	W	47	31
F1	Stetson	A	W	36	32
F3	Union College (Ky.)	A	W	46	26
F10	Georgia	A	L	40	46
F11	Georgia	H	W	46	44
F18	Stetson	H	W	51	42
F21	Miami	A	W	48	35
F22	Miami	A	W	62	50
F24	Rollins	A	W	65	35
SEC Tournament, Louisville, Ky.*					
F28	Vanderbilt*	N	W	48	41
F29	Tennessee*	N	L	26	47

1941-42 | 8-9 | SEC 3-8, 9th

Coach: Sam McAllister **Captain: Steve Elish**

D12	Southern	H	W	51	36
D15	Alabama	H	L	30	37
D16	Alabama	H	L	28	33
J9	Georgia	H	L	33	42
J10	Georgia	H	W	29	28
F3	Southern	A	W	50	22
F5	Miami	H	W	47	31
F6	Miami	H	W	37	34
F9	Georgia	A	L	26	27
F10	Georgia	A	L	27	39
F12	Naval Air Station	A	W	38	37
F14	Mississippi	A	W	46	35
F16	Mississippi State	A	W	48	47

ALL-TIME RESULTS

F17	Mississippi State	A	L	31	48
F19	Auburn	H	L	23	47
F20	Auburn	H	L	36	38
SEC Tournament, Louisville, Ky.*					
F26	Kentucky*	N	L	36	42

1942-43 | 8-7 | SEC 0-6, 12th

Coach: Spurgeon Cherry		Captain: Doyle Carlton			
D11	Alabama	A	L	30	39
D12	Alabama	A	L	26	32
D14	Mississippi State	H	L	35	43
D15	Mississippi State	H	L	29	33
D16	Mississippi	A	L	32	35
D17	Mississippi	A	L	44	51
J8	O.C.S.	H	W	63	12
J12	305th Fighter Squad	A	W	70	24
J15	Tampa	H	W	55	24
J16	Tampa	H	W	61	36
J22	120th Infantry	A	W	53	27
F10	Naval Inshore Patrol	A	W	52	35
F11	197th Field Artillery	A	W	66	28
F13	Ft. Benning Par	A	L	31	33
F17	Naval Air Gunnery	A	W	74	53

1943-44

No team because of WWII

1944-45 | 7-12 | SEC 4-2, 4th

Coach: Spurgeon Cherry		Captain: Doug Belden			
D13	Cedar Key AAF	H	W	77	24
D15	Pinellas AAF	H	L	34	40
J4	Lee Field	H	L	47	57
J9	Jacksonville NAS	H	L	26	46
J11	Camp Blanding	H	L	44	46
J13	Georgia	A	W	46	28
J27	Jacksonville NAS	H	L	26	64
J30	Jacksonville NAS	H	L	34	45
J31	Camp Blanding	A	W	39	36
F2	Camp Blanding	A	L	36	50
F6	Jacksonville NAS	A	L	44	67
F8	Waycross Air Base	A	W	42	40
F12	Auburn	A	W	58	33
F13	Auburn	A	L	40	42
F17	Georgia	A	W	52	36
F19	Auburn	H	L	41	43
F20	Auburn	H	W	62	48
F23	Welch Army Hospital	H	L	45	50
SEC Tournament, Louisville, Ky.*					
M1	Kentucky*	N	L	35	57

1945-46 | 7-14 | SEC 2-6, 10th

Coach: Spurgeon Cherry		Captain: Kenneth Hartsaw			
D14	Maritime Academy	H	W	79	38
J3	Jacksonville NAS	A	L	38	47
J7	Welch Army Hospital	H	L	30	36
J9	Camp Blanding	A	L	44	49
J11	Jacksonville NAS	H	L	29	41
J14	Camp Blanding	H	W	64	40
J24	Orlando AFB	A	W	59	34
J25	Welch Army Hospital	A	L	40	45
J26	Orlando AFB	A	W	60	35
J29	Auburn	A	L	36	49
J30	Auburn	A	L	40	51
F1	Georgia Tech	A	L	53	64
F2	Georgia	A	W	67	56
F5	Green Cove	H	L	39	65
F8	Auburn	H	L	53	60
F9	Auburn	H	W	53	34
F11	Jacksonville Cavs	A	W	66	41
F12	Green Cove	A	L	38	53
F18	Georgia	H	L	41	44
F23	Georgia Tech	H	L	50	58
SEC Tournament, Louisville, Ky.*					
F28	Kentucky*	N	L	32	69

1946-47 | 17-9 | SEC 4-4, 6th

Coach: Sam McAllister		Captain: Game			
D8	Southern	H	W	47	24
D9	Spring Hill	H	W	49	36
D13	Mississippi State	A	L	25	55
D15	Alabama	A	L	18	45
D17	Duke	A	L	37	44
D19	Banana River NAS	A	W	54	44
D20	Miami	A	L	33	36
D21	Miami	A	L	35	39
J3	Miami	H	W	42	28
J4	Miami	H	W	61	28
J7	Jacksonville NAS	A	W	50	44
J9	Daytona Beach	A	W	45	31
J11	Georgia	H	W	50	47
J14	Stetson	A	W	39	31
J17	Auburn	H	W	48	32
J18	Auburn	H	W	39	28
J23	Jacksonville NAS	H	L	41	43
J25	Tampa	H	W	50	30
F7	Auburn	A	W	48	42
F8	Auburn	A	L	30	36
F11	Banana River NAS	H	W	58	37
F14	Georgia	A	L	43	59
F19	Stetson	H	W	56	38
F21	Southern	A	W	63	38
F22	Tampa	A	W	49	37
SEC Tournament, Louisville, Ky.*					
M1	LSU*	N	L	45	60

1947-48 | 15-10 | SEC 5-7, 7th

Coach: Sam McAllister		Captain: Game			
D3	Tampa	H	W	70	43
D8	Mississippi State	H	W	53	47
D12	Auburn	H	L	41	43
D13	Auburn	H	W	47	39
D19	Miami	H	L	50	67
D20	Miami	H	W	58	55
J5	LSU	A	W	38	36
J6	Tulane	A	L	35	52
J10	Southern	A	W	74	49
J13	Jacksonville NAS	H	W	82	51
J17	Tampa	A	W	40	30
J20	Stetson	A	W	55	31
J23	Georgia	H	L	52	55
J24	Georgia	H	W	46	38
F6	Auburn	A	L	50	53
F7	Auburn	A	W	39	37
F10	Southern	H	W	87	43
F13	Georgia Tech	H	L	42	65
F14	Georgia	A	L	44	56
F17	Stetson	H	W	48	39
F20	Miami	A	W	72	50
F21	Miami	A	L	49	52
F25	Jacksonville NAS	A	W	77	59
F28	Georgia Tech	A	L	55	63
SEC Tournament, Louisville, Ky.*					
M4	Kentucky*	N	L	31	87

1948-49 | 11-15 | SEC 4-8, 9th

Coach: Sam McAllister		Captain: Bill Atkinson			
D4	Southern	A	W	83	61
D8	Stetson	H	W	67	34
D11	LSU	H	L	50	52
D14	Tampa	A	W	50	45
D17	Tennessee	H	L	52	58
D28	Pittsburgh	A	L	40	50
D29	Pittsburgh	A	L	39	45
J3	Tulane	H	L	51	63
J8	Auburn	H	W	61	45
J12	Southern	H	L	50	51
J14	Miami	A	L	65	75
J15	Miami	A	L	42	44
J18	Stetson	A	W	54	47
J21	Georgia	H	L	48	59

F8	Lawrence Tech	H	W	64	58
F10	Georgia Tech	A	L	49	57
F11	Georgia	A	L	39	63
F12	Georgia	A	W	55	49
F15	Tampa	H	W	68	62
F17	Auburn	A	L	43	44
F18	Mississippi State	A	W	40	37
F19	Mississippi	A	W	63	61
F22	Miami	H	W	90	56
F23	Miami	H	L	50	60
F26	Georgia Tech	H	L	56	66
SEC Tournament, Louisville, Ky.*					
M3	Kentucky*	N	L	36	73

1949-50 | 9-14 | SEC 4-10, 11th

Coach: Sam McAllister		Captains: Hans Tanzler, Julian Miller			
D1	Florida Southern	A	W	49	37
D3	Mississippi State	A	W	63	45
D10	Miami	A	W	60	53
D16	Tulane	A	L	50	69
D17	LSU	A	L	49	73
J7	Alabama	H	L	48	51
J9	Mississippi	H	L	46	54
J12	Stetson	H	W	64	51
J14	Auburn	A	L	46	72
J17	Tampa	A	L	50	63
J20	Georgia	H	W	54	49
J21	Georgia	H	L	48	57
F3	Tennessee	A	L	56	65
F4	Vanderbilt	A	L	34	54
F7	Florida Southern	H	L	62	67
F10	Georgia Tech	A	L	38	69
F11	Georgia	A	L	77	52
F14	Stetson	A	L	53	57
F18	Miami	H	W	66	46
F20	Auburn	H	W	43	41
F22	Tampa	H	W	59	52
F25	Georgia Tech	H	W	59	41
SEC Tournament, Louisville, Ky.*					
M2	LSU*	N	L	57	66

1950-51 | 11-12 | SEC 6-8, 8th

Coach: Sam McAllister		Captain: Ted Jaycox			
D6	Florida Southern	H	W	71	51
D9	LSU	A	L	59	77
D14	Kentucky	A	L	37	85
D16	Tennessee	A	L	54	60
D18	Vanderbilt	A	L	64	81
J6	Stetson	A	W	63	61
J8	Mississippi	H	W	69	58
J12	Georgia	A	L	48	61
J13	Georgia Tech	A	W	56	54
J16	Stetson	H	W	70	62
J18	Tampa	H	L	49	51
J20	Alabama	H	W	59	55
F2	Miami	A	W	78	71
F3	Florida Southern	A	L	58	69
F6	Tulane	H	W	72	64
F10	Georgia	H	L	58	75
F13	Miami	H	W	71	61
F15	Tampa	A	L	56	70
F17	Auburn	H	W	82	61
F19	Mississippi State	H	W	68	61
F23	Auburn	A	L/OT	77	83
F24	Alabama	A	L	61	79
SEC Tournament, Louisville, Ky.*					
M1	Tulane*	N	L	52	62

1951-52 | 15-9 | SEC 7-7, 7th

Coach: John Mauer		Captain: Game			
D5	Wofford	H	W	76	52
D8	Stetson	H	W	63	56
D15	Florida Southern	H	W	79	51
D17	Miami	H	W	69	65
D19	Tennessee	H	W	58	47

ALL-TIME RESULTS

Gator Bowl Tournament*				
D27	Clemson*	N	W	73 62
D28	Georgia*	N	W	62 47
D29	Florida State	A	W	61 51
J3	Auburn	H	W	64 63
J5	Alabama	H	W	55 53
J12	Kentucky	H	L	52 99
J16	Georgia	A	W	74 55
J19	Vanderbilt	H	W	86 70
F2	Mississippi	A	L	45 56
F4	Alabama	A	L	59 67
F6	Mississippi State	A	L	58 72
F8	Auburn	A	L	52 61
F12	Georgia	H	W	74 60
F16	Georgia Tech	H	W	81 73
F18	Miami	A	L	68 76
F22	Tulane	A	L	77 102
F23	LSU	A	L	57 65
SEC Tournament, Louisville, Ky.#				
F29	Vanderbilt#	N	W	66 63
M1	LSU#	N	L	69 77

1952-53 | 13-6 | SEC 8-5, 3rd

Coach: John Mauer		Captains: Roy Roberts, Rick Casares		
D10	Florida Southern	H	W	74 56
D13	Stetson	H	W	77 74
D15	Miami	H	L	73 75
D19	Mississippi State	A	W	79 75
Gator Bowl Tournament*				
D29	Georgia Tech*	N	W	68 60
D30	Georgia St. Teachers*	N	W	73 61
J5	Alabama	H	W	69 64
J12	Vanderbilt	A	L	73 85
J16	Tulane	H	W	87 57
F2	Miami	H	W	78 56
F4	Auburn	A	W	66 62
F6	Alabama	A	W	61 60
F10	LSU	H	L	56 68
F14	Georgia Tech	A	W	76 65
F16	Georgia	A	L	58 61
F21	Auburn	A	W	71 67
F23	Tennessee	A	L	73 82
F28	Mississippi	H	L	61 64
M2	Georgia	H	W	79 73

1953-54 | 7-15 | SEC 3-11, 10th

Coach: John Mauer		Captain: Game		
D5	Stetson	H	L	55 74
D9	Wofford	A	W	100 63
D12	Miami	A	L	75 85
D18	Tampa	H	W	89 65
Gator Bowl Tournament*				
D28	Georgia St. Teachers*	N	L	86 99
D29	Georgia*	N	L	72 84
D30	Georgia Tech*	N	W	63 59
J2	Georgia	H	W	76 64
J9	Tulane	A	L	64 86
J11	LSU	A	L	59 91
J15	Miami	H	W	75 52
J29	Auburn	H	L	76 83
F1	Alabama	H	L	71 80
F6	Tennessee	H	L	58 62
F8	Kentucky	H	L	55 97
F13	Auburn	A	L	65 85
F15	Alabama	A	L	58 85
F20	Mississippi State	A	L	66 70
F22	Mississippi	A	L	66 86
F27	Vanderbilt	H	L	68 76
M1	Georgia Tech	H	W	77 59
M6	Georgia	A	W	78 76

1954-55 | 12-10 | SEC 5-9, 9th

Coach: John Mauer		Captain: Sonny Powell		
D4	Wofford	H	W	76 61
D8	Rollins	H	W	86 65

D11	Stetson	H	W	78 70
D13	Tampa	H	W	68 61
D16	Miami	A	W	70 61
Gator Bowl Tournament*				
D28	Florida State*	N	W	82 79
D29	Spring Hill*	N	L	60 66
J3	Georgia	H	W	81 68
J8	Tulane	H	L	74 85
J10	LSU	H	W	78 73
J13	Miami	H	W	80 68
J29	Auburn	A	L	69 91
J31	Alabama	A	W	76 74
F3	Kentucky	A	L	63 87
F5	Tennessee	A	L	75 102
F12	Auburn	H	L	66 70
F14	Alabama	A	L	80 89
F19	Mississippi State	H	W	77 66
F21	Mississippi	H	W	78 72
F26	Vanderbilt	A	L	72 100
F28	Georgia Tech	A	L	68 88
M4	Georgia	A	L	61 69

1955-56 | 11-12 | SEC 4-10, 11th

Coach: John Mauer		Captain: Ted Copeland		
D5	Wofford	H	W	85 66
D8	Rollins	H	W	99 60
D12	Tampa	H	W	110 62
D14	Stetson	H	W	92 74
D19	Miami	A	W	74 69
All-American City Tournament*				
D28	Pittsburgh*	N	W	98 72
D30	Evansville*	N	L	69 85
D31	Kentucky Wesleyan*	A	L	62 73
J2	Auburn	A	L	77 89
J7	Tulane	A	W	61 54
J9	LSU	A	L	90 91
J13	Miami	H	W	87 85
J30	Georgia	A	L	73 93
F4	Tennessee	H	W	68 64
F6	Kentucky	H	L	70 81
F11	Auburn	A	L	73 77
F13	Alabama	A	L	74 109
F18	Mississippi State	A	L	74 84
F20	Mississippi	A	L	77 90
F25	Vanderbilt	H	L	75 80
F27	Georgia Tech	H	W	66 48
M3	Georgia	H	W	82 69
M5	Alabama	H	L	75 82

1956-57 | 14-10 | SEC 6-8, 8th

Coach: John Mauer		Captain: Bob Emrick		
D5	Tampa	H	W	94 63
D8	Stetson	H	W	84 69
D10	Florida State	H	W	67 65
D15	Miami	A	W	89 65
Carrousel Tournament*				
D17	Muhlenberg*	N	W	97 90
D18	Wake Forest*	N	L	53 55
D19	St. Joseph's*	N	W	86 72
Gator Bowl Tournament#				
D27	South Carolina#	N	L	71 77
D28	Clemson#	N	W	105 71
D31	Georgia	H	L	62 69
J5	Tulane	H	W	70 62
J7	LSU	H	W	74 50
J10	Miami	H	W	98 63
J26	Alabama	A	W	93 71
J28	Auburn	A	L	61 76
F2	Kentucky	A	L	61 88
F4	Tennessee	A	L	79 97
F9	Auburn	H	L	70 73
F11	Alabama	H	L	65 66
F16	Mississippi State	H	W	89 80
F18	Mississippi	H	W	92 81
F23	Vanderbilt	A	L	59 76

F25	Georgia Tech	A	L	57 64
M2	Georgia	A	W	85 65

1957-58 | 12-9 | SEC 7-8, 9th

Coach: John Mauer		Captain: Joe Hobbs		
D4	Stetson	H	W	79 65
D7	Georgia	A	L	60 66
D11	Florida State	A	W	71 70
D16	Rollins	H	W	87 63
D21	Miami	A	W	73 64
Gator Bowl Tournament*				
D30	Clemson*	N	W	76 64
D31	Georgia*	N	W	76 65
J4	Tulane	A	L	75 84
J6	LSU	A	W	81 57
J11	Auburn	H	W	90 66
J13	Alabama	H	W	66 62
J16	Miami	H	W	75 70
J31	Kentucky	H	L	56 78
F3	Tennessee	H	L	91 100
F8	Auburn	A	L	69 76
F10	Alabama	A	L	55 62
F15	Mississippi State	A	L	78 90
F17	Mississippi	A	L	65 67
F22	Vanderbilt	H	W	73 53
F24	Georgia Tech	H	L	61 62
M1	Georgia	H	W	90 73

1958-59 | 8-15 | SEC 2-12, 11th

Coach: John Mauer		Captains: Charlie Pike, Dick Hoban		
D1	Erskine	H	W	107 61
D3	Georgia	H	L	63 66
D8	Stetson	H	W	73 62
D10	Rollins	H	W	84 54
D13	Florida State	A	L	60 82
D17	Miami	A	L	82 92
D20	Florida Southern	H	W	78 63
Gator Bowl Tournament*				
D29	Mississippi*	N	L	47 71
D30	Georgia*	N	W	58 55
J3	Tulane	H	L	62 68
J5	LSU	H	W	69 63
J10	Auburn	H	L	54 63
J12	Alabama	H	L	77 82
J15	Miami	H	W	85 70
J31	Kentucky	A	L	51 94
F2	Tennessee	A	L	70 100
F7	Alabama	A	L	59 67
F9	Auburn	A	L	71 93
F14	Mississippi State	H	L	68 105
F16	Mississippi	H	W	102 97
F21	Vanderbilt	A	L	66 77
F23	Georgia Tech	A	L	72 76
F28	Georgia	A	L	67 85

1959-60 | 6-16 | SEC 3-11, 11th

Coach: John Mauer		Captain: Bob Sherwood		
D2	Tampa	H	W	79 63
D5	Florida State	H	W	81 71
D7	Florida Southern	H	W	88 70
D12	Georgia	A	L	61 75
D15	Stetson	H	L	74 79
D19	Miami	A	L	77 79
Hurricane Classic*				
D28	Xavier*	N	L	74 86
D29	Brigham Young*	N	L	65 74
J2	LSU	A	W	73 63
J4	Tulane	A	L	55 71
J9	Auburn	H	L	69 73
J11	Alabama	H	W	89 76
J14	Miami	H	L/OT	65 70
J29	Kentucky	H	L	62 75
F1	Tennessee	H	L	68 84
F6	Alabama	A	L	56 67
F8	Auburn	A	L	51 89

ALL-TIME RESULTS

F13	Mississippi	A	L	81	90
F15	Mississippi State	A	L	75	81
F20	Vanderbilt	H	W/OT	81	75
F22	Georgia Tech	H	L/OT	55	69
F27	Georgia	H	L	73	75

1960-61 | 15-11 | SEC 9-5, 4th

Coach: Norm Sloan		Captain: Bob Shiver			
D2	Wake Forest	A	L	79	85
D5	Rice	A	L	63	68
D6	Southern Methodist	A	L	64	74
D10	Texas Tech	H	W	79	76
D14	Florida State	A	W	74	67
D17	Miami	A	L	74	93
D21	Duke	A	L	64	83
Gator Bowl Tournament*					
D28	Jacksonville*	N	W	82	68
D29	Navy*	N	L/OT	62	69
D30	Georgia*	N	W	73	58
J7	LSU	H	W	79	75
J9	Tulane	H	W	83	79
J11	Miami	H	W	81	73
J13	Auburn	A	W	58	53
J28	Georgia	A	W	90	68
J30	Alabama	H	W	52	50
F4	Kentucky	A	L	68	89
F6	Tennessee	A	L	68	83
F11	Alabama	A	L	56	64
F13	Auburn	A	W	78	60
F18	Mississippi State	H	W	59	57
F20	Mississippi	H	W/OT	81	77
F22	Florida State	H	W	75	74
F25	Vanderbilt	A	L	60	77
F27	Georgia Tech	A	L	50	52
M4	Georgia	A	W	78	74

1961-62 | 12-11 | SEC 8-6, 4th

Coach: Norm Sloan		Captain: Lou Merchant			
D1	Duke	A	L	58	80
D4	Rice	H	W	70	67
D7	Florida State	H	L	71	85
D12	Wake Forest	H	W	71	65
D16	Miami	A	L	61	66
D19	Georgia	A	L/OT	72	78
Gator Bowl Tournament*					
D28	Navy*	N	W	68	63
D29	Virginia Tech*	N	L	69	78
J6	LSU	A	L	57	74
J8	Tulane	A	L	47	59
J11	Miami	H	W	74	62
J13	Auburn	H	W	43	40
J15	Alabama	H	W	74	53
F2	Kentucky	H	L	69	81
F5	Tennessee	H	W	92	83
F10	Alabama	A	W	69	62
F12	Auburn	A	L	60	64
F17	Mississippi State	A	L	45	67
F19	Mississippi	A	W	63	62
F21	Florida State	A	L	56	79
F24	Vanderbilt	H	W	78	68
F26	Georgia Tech	H	W/OT	82	75
M3	Georgia	H	W	105	78

1962-63 | 12-14 | SEC 5-9, 9th

Coach: Norm Sloan		Captain: Buddy Bales			
N30	Miami	A	L/OT	87	91
D3	Jacksonville	H	W/2OT	82	81
D6	Florida State	A	W	80	59
D8	Texas Tech	A	W/OT	71	69
D10	Tulsa	A	L	79	85
D15	Wake Forest	H	W	73	67
Gator Bowl Tournament*					
D27	Rice*	N	W	66	57
D28	Georgia Tech*	N	L	61	63
J5	LSU	H	L	63	72

J7	Tulane	H	W	109	74
J10	Miami	H	L	77	86
J12	Auburn	H	L	56	81
J14	Alabama	H	W/OT	69	67
J19	Georgia	H	W	90	58
J23	Florida State	H	W	90	86
J28	The Citadel	H	W	83	75
J30	West Virginia	A	L	67	114
F2	Kentucky	A	L	71	94
F4	Tennessee	A	W	84	73
F9	Alabama	A	L	74	75
F11	Auburn	A	L	59	88
F16	Mississippi State	H	W	73	52
F18	Mississippi	H	L	63	72
F23	Vanderbilt	A	L	74	78
F25	Georgia Tech	A	L	69	89
M2	Georgia	A	L	77	79

1963-64 | 12-10 | SEC 6-8, 9th

Coach: Norm Sloan		Captains: Tom Barbee, Mont Highley			
D3	Florida State	A	W	78	55
D7	Miami	A	L	79	95
D11	Tampa	H	W	108	75
D21	Tulsa	H	L	82	86
Gator Bowl Tournament*					
D26	Manhattan*	N	W	100	75
D27	Air Force*	N	W	74	68
J4	Tulane	A	W	86	79
J6	LSU	A	L	65	87
J9	Miami	H	W	114	91
J11	Auburn	H	W	63	46
J18	Georgia	H	L	57	59
J22	Florida State	H	W	52	50
J27	Alabama	H	W	86	60
F1	Kentucky	H	L	72	77
F3	Tennessee	H	L	58	59
F8	Alabama	A	W	97	71
F10	Auburn	A	L	58	79
F15	Mississippi State	A	L	61	68
F17	Mississippi	A	L	91	98
F22	Vanderbilt	H	L	79	91
F24	Georgia Tech	H	W	92	73
F29	Georgia	A	W	69	64

1964-65 | 18-7 | SEC 11-5, 4th

Coach: Norm Sloan		Captain: Brooks Henderson			
D2	VMI	H	W	68	59
D5	Stetson	H	W	90	57
D9	Florida State	A	L	50	51
D19	Miami	A	L	58	67
D21	North Carolina	H	W	73	54
Gator Bowl Tournament*					
D29	Wake Forest*	N	W	82	65
D30	Texas*	N	W	62	49
J2	Tulane	H	W	85	63
J4	LSU	H	W	102	62
J9	Auburn	A	L	63	74
J14	Mississippi State	A	W	74	59
J16	Mississippi	A	W	60	39
J21	Miami	H	W	86	69
J23	Kentucky	H	W	84	68
J25	Alabama	A	W	67	51
J30	Kentucky	A	L	61	78
F1	Tennessee	A	L	43	75
F8	Auburn	H	L	79	83
F13	Mississippi State	H	W	68	51
F15	Mississippi	H	W	85	53
F20	Vanderbilt	A	L	78	80
F23	Florida State	H	W	77	65
F27	Georgia	A	W	83	74
M1	Tennessee	H	W	58	56
M5	Georgia	H	W	90	66

1965-66 | 16-10 | SEC 9-7, 5th

Coach: Norm Sloan		Captains: Paul Morton, Bob Hoffmann			
D1	Jacksonville	H	W	80	59
D4	Miami	A	W	77	66
D8	Florida State	H	W	75	62
D18	North Carolina	A	L	59	66
D21	Washington	A	W	66	60
D22	Washington	A	L	69	78
Gator Bowl Tournament*					
D29	DePaul*	N	W	72	64
D30	Penn State*	N	L	52	54
J3	Alabama	H	W	56	53
J8	Kentucky	H	L	64	78
J12	Miami	H	W	111	66
J15	Mississippi	H	W	79	49
J18	Florida State	A	W	74	65
J22	Georgia	A	W	65	52
J24	Auburn	A	W	68	64
J29	Mississippi	A	W	96	61
J31	Mississippi State	A	L	68	76
F5	Tennessee	A	L	47	76
F7	Kentucky	A	L	75	85
F9	Auburn	H	L	66	86
F14	Mississippi State	H	W	78	74
F19	Vanderbilt	H	L	86	89
F21	Tennessee	H	W	67	63
F26	Tulane	A	W	76	59
F28	LSU	A	L	73	86
M4	Georgia	H	W	59	49

1966-67 | 21-4 | SEC 14-4, 2nd

Coach: Tommy Bartlett		Captain: Skip Highley			
D1	Jacksonville	A	W	93	59
D3	Miami	A	W	113	88
D7	Florida State	H	W	50	30
D17	Kentucky	A	W	78	75
D19	Vanderbilt	A	L	69	77
Gator Bowl Tournament*					
D28	Georgia*	N	W	78	64
D29	Virginia Tech*	N	W	92	73
D31	Mississippi	H	W	79	63
J2	Mississippi State	H	W	63	54
J7	LSU	A	W	87	70
J9	Mississippi	A	W	78	63
J14	Kentucky	H	W	89	72
J16	Tennessee	H	L	53	66
J21	Tennessee	A	L	42	56
J23	Georgia	A	W	63	61
J28	Alabama	A	W	86	74
J30	Auburn	A	L	61	87
F4	Vanderbilt	H	W	83	75
F6	Alabama	H	W	82	50
F8	Miami	H	W	73	57
F11	LSU	H	W	95	71
F18	Auburn	H	W	70	59
F22	Florida State	A	W	90	75
F25	Mississippi State	A	W	59	54
M4	Georgia	H	W	96	63

1967-68 | 15-10 | SEC 11-7, 5th

Coach: Tommy Bartlett		Captain: David Miller			
D1	Jacksonville	H	W	109	73
D4	Kentucky	A	L	76	99
D7	Florida State	A	W	95	87
D9	West Virginia	A	W	82	72
D18	Vanderbilt	H	W	74	72
D20	Wisconsin	A	L	81	86
Gator Bowl Tournament*					
D27	St. Joseph's*	N	L	69	89
D28	Mississippi State*	N	L	65	66
J1	Mississippi State	A	L	55	56
J3	Mississippi	A	W	70	68
J6	LSU	H	W	97	90
J8	Mississippi	H	W	94	75
J13	Kentucky	H	W	96	78

ALL-TIME RESULTS

J15	Tennessee	A	L	52	67
J20	Tennessee	H	W	59	46
J22	Georgia	H	W	90	63
J27	Alabama	H	W	88	75
J29	Auburn	H	W	65	60
F3	Vanderbilt	A	W	91	85
F5	Alabama	A	W	64	59
F10	LSU	A	L	92	93
F17	Auburn	A	L	65	73
F21	Florida State	H	W	89	62
F24	Mississippi State	H	L	67	71
M2	Georgia	A	L	83	97

1968-69 | 18-9 | SEC 12-6, 3rd

Coach: Tommy Bartlett		Captain: Neal Walk			
D6	Jacksonville	A	L	64	67
D7	Miami	A	W	111	62
D16	Alabama	A	W	56	45
D18	LSU	A	L/OT	89	93
D21	Wisconsin	H	W	71	66
Gator Bowl Tournament*					
D26	Northwestern*	N	L	72	76
D27	Georgia*	N	W	82	77
D31	Bucknell	H	W	74	70
J4	Auburn	H	W	68	59
J6	Vanderbilt	H	L	55	62
J11	Kentucky	A	L	67	88
J13	Tennessee	A	L	63	64
J18	Furman	H	W	110	65
J25	Mississippi State	H	W	70	64
J27	Mississippi	H	W	88	66
F1	Georgia	A	W	73	69
F8	Auburn	A	L/OT	80	81
F10	Vanderbilt	A	W	75	73
F12	LSU	H	W	95	79
F15	Kentucky	H	W	82	81
F17	Tennessee	H	W	65	63
F22	Mississippi State	A	W	96	79
F24	Mississippi	A	L	77	79
M1	Georgia	H	W	96	78
M3	West Virginia	A	W	75	57
M8	Alabama	A	W	73	60
NIT, New York City#					
M13	Temple#	N	L	66	82

1969-70 | 9-17 | SEC 6-12, 8th

Coach: Tommy Bartlett		Captain: Andy Owens			
Sunshine Classic*					
D1	Morehead State*	N	L	73	82
D2	East Tennessee*	N	W	68	49
D6	Northwestern	A	L	79	83
D20	Louisville	H	L	87	94
D23	Harvard	H	W	95	75
Gator Bowl Tournament#					
D29	Virginia Tech#	N	W	48	45
D30	Florida State#	N	L	63	88
J3	Auburn	A	L	75	91
J5	Vanderbilt	A	L	79	90
J7	Alabama	H	W	79	70
J10	Kentucky	H	L	69	88
J12	Tennessee**	H	W/OT	57	56
J17	West Virginia	A	L/OT	87	88
J24	Mississippi State	A	L	77	79
J26	Mississippi	A	L	77	79
J31	Georgia	H	L	64	68
F4	LSU	H	L	75	97
F7	Auburn	H	W	70	68
F9	Vanderbilt	A	W/OT	81	79
F11	LSU	A	L	85	94
F14	Kentucky	A	L	66	110
F16	Tennessee	A	L	61	72
F21	Mississippi State	H	W	87	70
F23	Mississippi	H	W	63	62

F28	Georgia	A	L	69	85
M7	Alabama	A	L	79	89
**500th win					

1970-71 | 11-15 | SEC 8-10, 7th

Coach: Tommy Bartlett		Captain: Earl Findley			
D1	Samford	H	W	79	74
D5	Louisville	A	L	87	105
D7	Houston	H	L	60	61
D18	LSU	A	L	77	87
D21	Northwestern	H	W	88	73
D23	Fordham	H	L	65	72
Gator Bowl Tournament*					
D28	Georgia Tech*	N	L	58	69
D29	Bradley*	N	L	65	70
J2	Auburn	H	W	66	60
J4	Vanderbilt	H	W/OT	84	82
J6	Alabama	A	L	63	70
J9	Kentucky	A	L	75	101
J11	Tennessee	A	L	75	85
J14	Mississippi State	H	L	58	72
J25	Mississippi	H	W	106	86
J30	Georgia	A	W	88	79
F6	Auburn	A	L	70	85
F8	Vanderbilt	A	L	81	92
F10	LSU	H	L	74	86
F13	Kentucky	H	W	74	65
F15	Tennessee	H	W	56	55
F20	Mississippi State	A	L	65	70
F22	Mississippi	A	W	85	68
F27	Georgia	H	L	61	62
M1	West Virginia	H	W	72	71
M6	Alabama	H	W	79	66

1971-72 | 10-15 | SEC 4-14, 10th

Coach: Tommy Bartlett		Captain: Jerry Hoover			
D1	Louisville	H	W	70	69
D4	South Florida	H	W	116	87
D14	South Florida	A	W	98	77
D18	Army (MSG)	N	W	80	71
D22	LSU	H	W	92	81
Gator Bowl Tournament*					
D28	Columbia*	N	W	87	47
D29	Illinois*	N	L	75	76
J3	Alabama	H	W	79	77
J8	Auburn	A	L	74	79
J10	Vanderbilt	A	L	87	104
J15	Kentucky	H	W	72	70
J17	Tennessee	H	L	50	61
J24	LSU	A	L	73	84
J29	Mississippi State	A	L	68	69
J31	Mississippi	A	L	72	86
F5	Georgia	H	L	63	74
F12	Auburn	H	L	100	103
F14	Vanderbilt	H	L	74	90
F19	Kentucky	A	L	68	95
F21	Tennessee	A	L	52	55
F26	Mississippi State	H	W	88	80
F28	Mississippi	H	L	74	87
F29	Chicago State	H	W	120	69
M4	Georgia	A	L	72	75
M11	Alabama	A	L	82	86

1972-73 | 11-15 | SEC 7-11, 7th

Coach: Tommy Bartlett		Captain: Tony Miller			
D1	Valdosta State	H	W	100	76
D9	Fordham	A	L	69	78
D16	Georgia Tech	H	W	78	69
D20	Louisville	A	L	57	69
D22	LSU	A	L	54	67
Gator Bowl Tournament*					
D26	Rutgers*	N	L/OT	79	81
D27	Miami (Ohio)	N	L	72	88
J3	Alabama	A	L	56	69
J6	Auburn	H	W	65	55

J8	Vanderbilt	H	W	80	72
J13	Kentucky	A	L	65	95
J15	Tennessee	A	L	56	75
J20	Virginia Tech	H	W	92	75
J22	LSU	H	W	73	70
J24	Alabama	H	L	74	82
J27	Mississippi State	H	W	66	64
J29	Mississippi	H	W	65	59
F3	Georgia	A	L	78	81
F5	Georgia Tech	A	W/OT	87	85
F10	Auburn	A	W/OT	76	75
F12	Vanderbilt	A	L	71	78
F17	Kentucky	H	L	83	94
F19	Tennessee	H	L	83	87
F24	Mississippi State	A	L	75	81
F26	Mississippi	A	L	80	97
M3	Georgia	A	W	77	72

1973-74 | 15-11 | SEC 9-9, 5th

Coach: John Lotz		Captains: Tim Fletcher, Mark Thompson, Steve Williams			
D1	South Florida	H	W	81	69
D3	Sewanee	H	W	98	59
D8	Houston	A	L	73	97
D17	Central Missouri St.	H	W	109	72
D22	Virginia Tech	A	L	74	85
Gator Bowl Tournament*					
D26	Jacksonville*	A	W	64	62
D27	Duke*	N	W	77	60
J2	Georgia Tech	A	W	70	68
J5	Mississippi State	A	L	70	91
J7	LSU	H	W	72	68
J12	Georgia	H	L	71	75
J14	Auburn	A	W	92	81
J19	Tennessee	H	L	72	75
J21	Mississippi	H	L	73	83
J26	Kentucky	H	L	82	91
J28	Alabama	A	L	79	98
F2	Vanderbilt	A	L	52	58
F4	Mississippi State	H	W	78	75
F9	LSU	A	L	81	102
F11	Georgia	A	W	87	74
F16	Auburn	A	W	85	77
F18	Tennessee	A	L	57	85
F23	Mississippi	H	W	77	61
F25	Kentucky	A	W	75	65
M2	Alabama	H	W	64	61
M9	Vanderbilt	H	W	80	77

1974-75 | 12-16 | SEC 8-10, 6th

Coach: John Lotz		Captain: Chip Williams			
D2	Virginia Tech	H	L	85	86
D7	UNC Charlotte	H	W	89	78
D9	NW Missouri State	H	W	114	51
D17	Furman	A	L	65	86
D21	Texas Christian	A	W	73	61
D23	Stanford	A	L	70	80
Rainbow Classic*					
D27	Indiana*	N	L	84	98
D28	Pennsylvania*	N	L	88	100
D30	San Jose State*	N	L	80	83
J2	Georgia Tech	H	W	90	69
J4	Mississippi State	H	W	94	82
J6	LSU	A	L	91	92
J11	Georgia	A	W	83	69
J13	Auburn	H	L	68	84
J18	Tennessee	A	L	56	59
J20	Mississippi	H	W	85	80
J25	Kentucky	A	L	65	87
J27	Alabama	H	L	67	73
F1	Vanderbilt	H	W/OT	101	90
F3	Mississippi State	A	W/2OT	107	104
F8	LSU	H	W	92	76
F10	Georgia	H	W	66	65
F15	Auburn	A	L	75	76
F17	Tennessee	H	L	84	85

ALL-TIME RESULTS

F22	Mississippi	A	L	92	101
F24	Kentucky	H	W	66	58
M1	Alabama	A	L	75	100
M8	Vanderbilt	A	L	83	102

1975-76 | 12-14 | SEC 7-11, 6th

Coach: John Lotz **Captains: Gene Shy, Mike Lederman**

N29	Furman	H	W	87	69
D2	East Tennessee	H	W	74	61
D6	UNC Charlotte	A	L	64	73
D13	Virginia Tech	A	L	60	90
D16	Missouri Western	H	W	99	70

Gator Bowl Tournament*

D26	Jacksonville*	A	W	65	64
D27	Wake Forest*	N	L/OT	75	78
D30	Roosevelt	H	W	121	54
J3	Mississippi	A	W	70	58
J5	LSU	A	L	79	85
J10	Mississippi State	H	W	90	78
J12	Alabama	H	W	71	70
J17	Tennessee	A	L	84	93
J19	Georgia	A	L	79	87
J24	Kentucky	H	L	82	89
J26	Vanderbilt	H	L/OT	81	85
J31	Auburn	H	L	86	92
F7	Mississippi State	A	W/OT	78	71
F9	Alabama	A	L	73	79
F14	Tennessee	H	W	72	69
F16	Georgia	H	W	98	84
F21	Kentucky	A	L	89	96
F23	Vanderbilt	A	L	67	71
F28	Auburn	A	L	80	89
M6	Mississippi	H	L	83	94
M8	LSU	H	W	94	81

1976-77 | 17-9 | SEC 10-8, 4th

Coach: John Lotz **Captains: Bob Smyth, Len Sanders, Don Bostic**

N27	Mercer	H	W	105	63
D4	East Tennessee	A	W	62	59
D8	Marquette	H	L	61	64
Big Sun Tournament*					
D17	South Florida*	N	W	70	53
D18	Memphis State*	N	W	84	83
D20	Illinois Wesleyan	H	W	78	68

Gator Bowl Tournament#

D29	Jacksonville#	A	W	99	87
D30	Holy Cross#	N	W	101	85
J3	Mississippi State	H	W	97	75
J5	Alabama	H	L	71	83
J8	Georgia	A	W	101	76
J10	Tennessee	A	L	82	92
J15	Vanderbilt	H	W	83	72
J17	Kentucky	H	L	71	73
J22	Auburn	A	W	77	73
J29	Mississippi	A	L	83	90
J31	LSU	A	W	83	68
F5	Georgia	A	W	84	71
F7	Tennessee	H	W	80	76
F12	Vanderbilt	A	L	72	85
F14	Kentucky	A	L	78	104
F19	Auburn	H	W	79	68
F26	Mississippi	H	W	84	78
F28	LSU	H	L	74	79
M5	Mississippi State	A	W	79	72
M7	Alabama	A	L	70	83

1977-78 | 15-12 | SEC 8-10, 6th

Coach: John Lotz **Captains: Richard Glasper, Al Bonner, Larry Brewster**

D2	Manhattan	N	W	93	81
D3	Brown	N	W	92	76
D7	Mercer	A	W	96	74
D10	Marquette	A	L	67	81
D13	Hofstra	H	W	97	95

Vermont Classic*					
D22	George Washington*	N	W	70	63
D23	Vermont*	A	W	93	67

Gator Bowl Tournament#

D27	St. Bonaventure#	N	W	88	75
D28	Indiana#	N	L	60	73
J2	Tennessee	A	W	92	79
J4	Georgia	A	L	54	57
J7	Kentucky	H	L	67	86
J9	Vanderbilt	H	W	67	65
J14	Auburn	H	L	72	81
J21	LSU	A	W	74	70
J23	Mississippi	A	W	61	56
J28	Mississippi State	H	L	74	78
J30	Alabama	A	W	84	73
F4	Kentucky	A	L	61	88
F6	Vanderbilt	A	L/2OT	57	59
F11	Auburn	A	L	84	92
F18	LSU	H	W	73	72
F20	Mississippi	H	W	80	63
F25	Mississippi State	A	L	51	70
F27	Alabama	A	L	70	81
M4	Tennessee	H	L/3OT	90	91
M6	Georgia	H	W	86	68

1978-79 | 8-19 | SEC 3-15, 10th

Coach: John Lotz **Captains: Malcolm Cesare, Ric Clarson**

N30	Ohio	H	W	96	61
D2	UNC Wilmington	A	W	66	51
D9	Florida State	H	L	61	68

Industrial National Classic*

D15	Fairfield*	N	W/3OT	109	99
D16	Providence*	A	W	79	61
D19	Hofstra	A	L	67	68

Gator Bowl Tournament#

D26	Massachusetts#	N	W	89	65
D27	Jacksonville#	A	L	59	60
J3	Kentucky	H	W	76	65
J6	Auburn	A	L	86	91
J11	Tennessee	A	L	73	116
J13	LSU	A	L	72	80
J15	Mississippi	A	L	45	58
J20	Mississippi State	H	W	77	75
J22	Alabama	H	L	66	77
J24	Vanderbilt	H	L	56	57
J27	Kentucky	A	L	81	87
J29	Vanderbilt	A	W/OT	90	87
F3	Auburn	H	L/OT	92	93
F7	Georgia	A	L	64	76
F10	LSU	H	L	82	88
F12	Mississippi	H	L	65	67
F17	Mississippi State	A	L	64	80
F19	Alabama	A	L	76	90
F22	Tennessee	H	L	73	87
F24	Georgia	H	L/OT	62	63
SEC Tournament, Birmingham, Ala.*					
F28	Alabama*	N	L	64	81

1979-80 | 7-21 | SEC 2-16, 10th

Coaches: John Lotz, Ed Visscher **Captain: Game**

D1	LSU	A	L	81	112
D4	Biscayne	H	W	93	88
D8	Florida State	N	L	70	87
D15	Mississippi State	A	L	72	90
D18	Mercer	H	L	67	69
D20	Florida Southern	A	L	75	98

Gator Bowl Tournament*

D26	Iowa State*	N	W	63	59
D27	Jacksonville*	A	L	55	61
D29	Illinois Wesleyan	H	W	93	74
J2	Georgia	H	W	57	52
J5	Auburn	A	L	62	82
J9	Tennessee	H	L	58	69
J12	Mississippi	A	L	65	85
J17	Kentucky	H	L	63	76

J19	Alabama	A	L	62	80
J21	Vanderbilt	A	L	85	105
J26	LSU	A	L	58	66
J30	Georgia	A	L	48	76
F2	Auburn	H	W	70	60
F6	Tennessee	A	L	76	100
F9	Mississippi	H	L	54	57
F13	Kentucky	A	L	70	95
F16	Alabama	H	L	73	84
F18	Jacksonville	H	W	60	55
F20	Vanderbilt	H	L	71	74
F23	Mississippi State	A	L	73	90
SEC Tournament, Birmingham, Ala.#					
F27	Vanderbilt#	N	W	72	71
F28	LSU#	N	L	82	95

1980-81 | 12-16 | SEC 5-13, 8th

Coach: Norm Sloan **Captains: Ken McCraney, Mark Giombetti**

N29	Biscayne	N	W	90	71
D6	Mississippi State	A	L	68	89
D13	Florida State	A	W/2OT	81	74
D18	Florida Southern	N	W	72	62
D20	Missouri Western	N	W	98	82

Gator Bowl Tournament*

D26	Jacksonville*	A	W	65	59
D27	Purdue*	N	L	87	95
D30	East Tennessee	H	W	72	54
J3	LSU	H	L	66	92
J7	Georgia	A	L	74	90
J10	Auburn	H	W	63	59
J14	Tennessee	A	L	64	78
J17	Mississippi	H	W	74	71
J21	Kentucky	A	L	48	102
J24	Alabama	H	W	97	91
J26	Florida State	H	L	71	82
J28	Vanderbilt	H	L	70	72
J31	LSU	A	L	75	92
F4	Georgia	H	L	64	87
F7	Auburn	A	W	55	50
F11	Tennessee	H	L	52	53
F14	Mississippi	A	L	52	66
F18	Kentucky	H	L	56	69
F21	Alabama	A	L	44	57
F25	Vanderbilt	A	L	64	73
F28	Mississippi State	H	W	81	71
SEC Tournament, Birmingham, Ala.#					
M4	Auburn#	N	W	50	48
M5	LSU#	N	L	73	85

1981-82 | 5-22 | SEC 2-16, 10th

Coach: Norm Sloan **Captain: Game**

N28	Biscayne	H	W	91	80
N29	Mississippi State	H	W	70	62
Florida Four Tournament*					
D4	South Florida*	N	L	56	58
D5	Jacksonville*	N	W	84	73
D12	Florida State	N	W	81	65
D22	Ohio State	A	L	58	61

Cabrillo Classic#

D29	Temple#	N	L	81	85
D30	Baylor#	N	L	71	72
J2	LSU	A	L	60	61
J6	Georgia	H	L	67	73
J9	Auburn	A	L	60	80
J11	Florida State	A	L	67	82
J13	Tennessee	H	L	66	69
J16	Mississippi	A	L	67	69
J20	Kentucky	H	L	76	91
J23	Alabama	A	L	71	82
J27	Vanderbilt	A	L	48	51
J30	LSU	H	L	59	61
F3	Georgia	A	L	73	87
F6	Auburn	H	W	69	66
F10	Tennessee	A	L	75	90
F13	Mississippi	H	L/OT	57	58

ALL-TIME RESULTS

F17	Kentucky	A	L	78	84	-/10
F20	Alabama	H	L	69	70	-/19
F24	Vanderbilt	H	L	67	81	
F27	Mississippi State	A	L	56	65	
	SEC Tournament, Lexington, Ky.**					
M3	Vanderbilt**	N	L/2OT	46	47	

1982-83 | 13-18 | SEC 5-13, 10th

Coach: Norm Sloan		Captain: Game				
Great Alaska Shootout*						
N26	Louisville*	N	L	63	80	-/8
N27	Alaska Anchorage*	A	W	72	52	
N28	Illinois*	N	L	55	68	
D3	Ohio State	H	L	74	80	
Florida Four Tournament#						
D10	Jacksonville#	H	W	104	78	
D11	South Florida#	H	L	73	77	
D19	Florida State	A	W	84	63	
D21	Biscayne	H	W	92	72	
Gator Bowl Tournament**						
D28	Penn State**	N	W	82	60	
D29	Jacksonville**	A	W	56	47	
J3	Alabama	H	W	89	85	-/5
J5	Mississippi State	H	L	60	62	
J8	Auburn	H	W	92	75	
J11	South Florida	A	W/OT	92	79	
J15	Vanderbilt	A	L	58	69	
J17	Kentucky	A	L	63	70	-/11
J22	Tennessee	H	W	78	74	
J25	Georgia	H	L	79	83	
J29	Mississippi	A	L	61	67	
F1	LSU	A	L	69	78	
F5	Auburn	A	L	54	62	
F9	St. Leo	H	W	85	49	
F12	Vanderbilt	H	W	61	54	
F14	Kentucky	H	L	61	73	-/11
F19	Tennessee	A	L	53	78	
F21	Georgia	A	L	65	80	
F26	Mississippi	H	W	75	64	
F28	LSU	H	L/OT	87	91	
M3	Alabama	A	L/2OT	99	106	
M5	Mississippi State	A	L	62	73	
	SEC Tournament, Birmingham, Ala.^\					
M10	Tennessee^\	N	L	62	78	

1983-84 | 16-13 | SEC 11-7, 3rd

Coach: Norm Sloan		Captain: Ronnie Williams, Vernon Delancy				
N26	Stetson	H	L	73	77	
N30	South Florida	H	W	79	77	
D2	Florida State	H	L	60	67	
D10	Jacksonville	A	W	52	51	
D20	Biscayne	H	W	74	51	
D23	Florida State	A	L	64	87	
Sugar Bowl Classic*						
D28	SW Louisiana*	N	L	65	74	
D29	Tulane*	N	W	65	53	
J2	Alabama	A	L	61	63	
J4	Mississippi State	A	W	56	55	
J7	Auburn	A	L	66	82	
J15	Vanderbilt	H	W	73	59	
J17	Kentucky	H	W	69	57	-/3
J21	Tennessee	A	L	65	70	
J24	Georgia	A	W	77	69	-/18
J29	Mississippi	H	W	78	48	
F1	LSU	H	W	78	60	-/14
F5	Auburn	H	L	65	67	-/19
F8	St. Leo	H	W	95	61	
F11	Vanderbilt	A	W	71	63	
F13	Kentucky	A	L	65	67	-/6
F18	Tennessee	H	L/2OT	74	75	
F20	Georgia	H	W	70	64	
F24	Mississippi	A	W	59	53	
F27	LSU	A	L	73	77	
M1	Alabama	H	W	81	62	
M3	Mississippi State	H	W	60	59	

SEC Tournament#						
M8	Tennessee#	N	L/OT	74	80	
NIT^\						
M14	South Alabama^\	N	L	87	88	

1984-85 | 18-12 | SEC 9-9, 5th

Coach: Norm Sloan		Captain: Eugene McDowell				
N24	Central Florida	H	W	106	55	
N30	Florida State	A	W	68	65	
D4	South Florida	A	W	82	68	
D8	Jacksonville	H	W	83	70	
D20	St. Thomas	A	W	120	66	
D22	Stetson	A	W	70	54	
Hoosier Classic*						
D29	Arizona State*	N	W	87	73	
D30	Indiana*	N	L	63	80	-/15
J2	Tennessee	H	W	84	70	
J5	Auburn	A	L	74	80	
J10	Vanderbilt	A	W	68	64	
J12	Mississippi	H	W	82	64	
J16	Georgia	H	L	60	71	
J19	Kentucky	A	W	67	55	
J23	LSU	A	L	68	86	
J26	Alabama	H	W	86	77	
J30	Mississippi State	H	W	72	79	
F2	Tennessee	A	W	93	86	
F4	Florida State	H	W	86	79	
F6	Auburn	H	L/OT	78	81	
F9	Vanderbilt	H	W	78	66	
F13	Mississippi	A	L	54	56	
F16	Georgia	A	L	56	80	
F20	Kentucky	H	L	68	76	
F23	LSU	H	L	59	61	
F26	Alabama	A	L	66	81	
M2	Mississippi State	A	W	69	63	
SEC Tournament, Birmingham, Ala.#						
M7	Kentucky#	N	W	58	55	
M8	Auburn#	N	L	42	43	
NIT**						
M14	SW Louisiana**	A	L	64	65	

1985-86 | 19-14 | SEC 10-8, 4th

Coach: Norm Sloan		Captains: Joe Lawrence, Andrew Moten				
N26	Central Florida	H	W	86	56	
N29	Florida State	H	W	85	66	
D3	Ohio State	A	L	73	80	
D7	South Florida	H	W	69	55	
D17	Miami	A	W	81	64	
Rebel Roundup*						
D20	Iona*	N	L	70	71	
D21	San Diego State*	N	L	62	63	
D30	Stetson	H	W	69	66	
J2	Tennessee	A	W/OT	77	75	
J4	Auburn	H	W	62	59	
J8	Vanderbilt	H	W	86	55	
J11	Mississippi	A	L	67	79	
J15	Georgia	A	L	69	89	
J18	Kentucky	H	L	55	72	-/11
J22	LSU	H	W	74	65	-/14
J25	Alabama	A	L	64	67	
J27	Miami	H	W	75	53	
J29	Mississippi State	A	W	73	64	
F1	Tennessee	H	W	69	61	
F6	Auburn	A	L	65	67	
F8	Vanderbilt	A	L	59	60	
F12	Mississippi	H	W	66	57	
F15	Georgia	H	W	71	70	
F19	Kentucky	A	L	69	80	-/8
F22	LSU	A	L	69	80	
F26	Alabama	H	W	77	65	
M1	Mississippi State	H	W	76	58	
SEC Tournament, Lexington, Ky.#						
M6	LSU#	N	L	66	72	
NIT**						
M13	Southern Miss**	H	W	81	71	

M17	Texas Christian**	H	W	77	75	
M20	SW Missouri State**	H	W	54	53	
NIT, New York City^\						
M24	Wyoming^\	N	L	58	67	
M26	Louisiana Tech^\	N	L	62	67	

1986-87 | 21-10* | SEC 12-6, 2nd

Coach: Norm Sloan		Captains: Joe Lawrence, Andrew Moten				
N28	Florida State	A	L	76	80	
D1	Stetson	A	W	98	75	
D2	Western Carolina	H	W	116	68	
D4	Southern Methodist	N	W	110	70	
D10	Central Florida	H	W	89	54	
D13	South Florida	A	W	68	62	
D16	LSU	H	W	96	75	
Gator Bowl Tournament*						
D19	Virginia Tech*	N	W	82	60	
D20	Ohio State*	N	W	82	72	
Rainbow Classic#						
D27	California#	N	L	80	83	20/-
D29	Hawaii#	A	W	115	83	
D30	Ohio State#	N	L	84	88	
J3	Georgia	A	W	87	80	
J7	Mississippi State	H	W	100	56	
J10	Mississippi	A	W	80	72	
J14	Kentucky	A	L	62	67	
J17	Tennessee	H	W	97	90	
J21	LSU	A	W	75	51	
J24	Vanderbilt	H	W	85	81	
J28	Alabama	H	W/OT	90	80	19/9
J31	Auburn	A	L	68	81	19/18
F4	Georgia	H	W	66	52	
F7	Mississippi State	A	W	84	56	
F9	Auburn	H	L	70	84	19/-
F11	Mississippi	H	W	85	62	19/-
F14	Kentucky	H	W	74	56	19/-
F18	Tennessee	A	L	71	81	18/-
F21	Miami	H	W	99	60	18/-
F25	Vanderbilt	A	L	76	84	18/-
F28	Alabama	A	L/OT	85	86	18/10
SEC Tournament, Atlanta, Ga.**						
M6	LSU**	N	L	66	72	
NCAA First and Second Rounds, Syracuse, N.Y.^\						
M13	SNC State^\	N	W	82	70	
M15	SPurdue^\	N	W	85	66	-/7
NCAA Regional, East Rutherford, N.J.@						
M19	SPurdue@	N	L	81	87	-/10
SGames vacated by National Collegiate Athletic Association (NCAA)						
*Two wins and one loss from NCAA Tournament vacated by NCAA						

1987-88 | 22-11* | SEC 11-7, t-2nd

Coach: Norm Sloan		Captain: Vernon Maxwell				
Preseason Big Apple NIT*						
N21	Jacksonville*	H	W	82	52	14/-
N23	Georgia Tech*	H	W	80	69	14/18
N27	Iowa State*	N	W	96	89	14/-
N28	Seton Hall*	N	W	70	68	14/-
D3	Southern Methodist	A	L	76	82	7/-
D12	Florida State	H	W	71	48	12/-
D16	Ohio State	H	W	102	69	11/-
D21	South Florida	H	W	83	69	8/-
Fiesta Bowl Classic@						
D29	Duke@	N	L	70	93	8/9
D30	Michigan State@	N	W	83	59	8/-
J2	Pittsburgh	A	L	68	80	8/3
J4	Towson State	H	W	77	55	15/-
J6	Auburn	A	L	67	72	15/-
J9	Georgia	H	W	87	70	15/-
J13	Mississippi State	A	W	55	45	
J16	Mississippi	H	W	77	72	
J20	Kentucky	A	W	58	56	/-4
J23	Tennessee	A	W	76	56	
J27	LSU	H	W	61	50	14/-
J30	Vanderbilt	A	L	65	92	14/-
F3	Alabama	A	W	74	64	19/

ALL-TIME RESULTS

F6	Auburn	H	L	57	58	19/
F10	Georgia	A	L	65	71	
F13	Mississippi State	H	W	69	52	
F15	Miami	A	W	83	73	
F17	Mississippi	A	L	75	82	
F20	Kentucky	H	W	83	76	-/9
F24	Tennessee	H	L	63	65	
M2	Vanderbilt	H	W	81	65	-/19
M5	Alabama	H	W	52	45	
M6	LSU	A	L	69	86	
SEC Tournament, Baton Rouge, La.**						
M11	Tennessee**	N	W	67	60	
M12	Georgia**	N	L	70	72	
NCAA First and Second Rounds, Salt Lake City, Utah#						
M17	SSt. John's#	N	W	62	59	
M19	SMichigan#	N	L	85	108	-/10
§Games vacated by National Collegiate Athletic Association (NCAA)						
*One win and one loss from NCAA Tournament vacated by the NCAA						

1988-89 | 21-13 | SEC 13-5, 1st

Coach: Norm Sloan		Captain: Clifford Lett				
SEC Champions						
Great Alaska Shootout*						
N25	Cal-Berkeley*	N	L	58	73	15/-
N26	Alaska-Anchorage*	N	W	83	72	15/-
N27	Utah*	N	W	77	68	15/-
N30	Siena	H	W	71	67	19/-
D3	Florida State	A	L	86	104	19/14
D6	Illinois	A	L	67	97	-/7
D10	LSU	H	L	101	111	
D19	Miami	H	W	101	81	
D22	Pittsburgh	H	L	87	90	
ECAC Holiday Festival@						
D27	Ohio State@	N	L	68	93	-/15
D29	Fordham@	N	W	59	52	
J5	Mississippi	A	L	71	80	
J7	Georgia	A	W	80	66	-/20
J9	South Florida	A	W	87	82	
J12	Kentucky	H	L	56	69	
J14	Auburn	A	W	79	75	
J18	Tennessee	A	L	76	83	-/18
J21	Mississippi State	H	W	81	57	
J25	Vanderbilt	A	W/OT	81	78	
F1	Alabama	H	W	85	76	
F4	Stanford	N	L	69	84	-/20
F5	Mississippi	H	W	78	67	
F8	Georgia	H	W	65	60	
F11	Kentucky	A	W	59	53	
F15	Auburn	H	W	90	79	
F18	Tennessee	H	W	99	81	
F22	Mississippi State	A	W	78	69	
F25	Vanderbilt	H	W/OT	83	80	
M1	LSU	A	W	104	95	
M4	Alabama	A	L	63	83	
SEC Tournament, Knoxville, Tenn.**						
M10	Georgia**	N	W	62	61	
M11	Tennessee**	N	W	76	71	
M12	Alabama**	N	L	60	72	
NCAA First Round, Dallas, Texas#						
M17	Colorado State#	N	L	46	68	

1989-90 | 7-21 | SEC 3-15, 10th

Coach: Don DeVoe		Captain: Renaldo Garcia				
D1	Florida State	H	W	82	69	24/-
D5	Illinois	H	L	69	74	25/7
D9	James Madison	N	W	85	77	25/-
D16	Texas	A	L	94	105	24/-
D23	South Florida	H	W	91	54	
Sugar Bowl Classic*						
D27	New Orleans*	N	W	69	64	
D28	LaSalle*	N	L	69	76	
J2	Mississippi	A	L	60	75	
J6	Georgia	H	W	97	69	
J10	Kentucky	A	L	81	89	
J13	Auburn	H	W	84	62	

J17	Tennessee	H	L	75	80	
J20	Mississippi State	A	L	73	98	
J24	Vanderbilt	H	L	64	71	
J27	LSU	A	L	52	70	-/16
J30	Alabama	A	L	44	57	
F3	Mississippi	H	L	63	83	
F6	Georgia	A	L	65	70	
F10	Georgetown	A	L	40	56	-/5
F12	Kentucky	H	L	74	78	
F14	Auburn	A	L	55	75	
F17	Tennessee	A	L	57	75	
F19	Miami	A	L	59	62	
F21	Mississippi State	H	L	54	79	
F24	Vanderbilt	A	L	54	67	
F27	LSU	H	W	76	63	-/15
M3	Alabama	H	L	54	63	
SEC Tournament, Orlando, Fla.**						
M8	Vanderbilt**	N	L	58	68	

1990-91 | 11-17 | SEC 7-11, 6th

Coach: Lon Kruger		Captains: Dwayne Davis, Renaldo Garcia				
N24	South Florida	A	L	61	70	
N27	Texas	H	L	74	76	-/22
N30	Florida State	A	W	85	68	
D5	James Madison	A	L	66	93	
Carrier Classic*						
D7	UNC Charlotte*	N	L	92	94	
D8	Alaska-Anchorage*	N	W	92	81	
D15	Augusta College	H	W	82	43	
D21	Stanford	A	L	74	86	
D30	Miami	H	W	62	60	
J2	Mississippi	H	W	65	49	
J5	Auburn	H	W	84	82	
J9	Alabama	A	L	64	72	
J12	Georgia	A	L	54	79	
J16	Tennessee	H	L	67	70	
J19	Mississippi State	H	W	85	82	
J23	Kentucky	A	L	65	81	-/8
J26	LSU	A	L	66	76	-/16
J30	Vanderbilt	H	L	57	60	
F2	Mississippi	A	W/2OT	91	81	
F6	Auburn	A	W/OT	87	84	
F9	Alabama	H	L	80	88	
F12	Georgia	H	W	90	75	
F16	Tennessee	A	W	73	68	
F20	Mississippi State	A	L	67	81	-/21
F23	Kentucky	H	L	74	90	-/12
F27	LSU	H	L	66	79	-/18
M2	Vanderbilt	A	L	68	82	
SEC Tournament, Nashville, Tenn.**						
M8	Alabama**	N	L	65	71	-/24

1991-92 | 19-14 | SEC 9-7, 2nd East

Coach: Lon Kruger		Captains: Brian Hogan, Tim Turner				
N23	Florida A&M	H	W	76	66	
N26	Howard	H	W	74	60	
D2	Jacksonville	A	W	80	77	
D4	Charleston Southern	H	W	57	52	
D7	Wichita State	A	W	61	50	
D15	South Florida	H	L	71	73	
D21	Florida International	A	W	69	44	
Red Lobster Classic*						
D28	Virginia Tech*	N	L	57	79	
D30	Brigham Young*	N	L	73	79	
J2	Texas A&M	H	W	73	46	
J8	South Carolina	H	W	53	52	
J11	Kentucky	A	L	60	81	-/15
J15	Georgia	A	L	63	71	
J18	Tennessee	H	W	71	65	
J22	Arkansas	A	L	62	75	-/9
J25	Vanderbilt	H	W	75	55	
J27	Florida State	H	L	67	68	-/23
F1	Alabama	A	L	56	68	-/22
F5	LSU	H	L	50	70	-/22
F8	Mississippi State	H	W	87	66	

F12	Mississippi	A	W/OT	86	84	
F19	Auburn	H	W	92	81	
F22	South Carolina	A	W	50	48	
F26	Tennessee	A	W	72	68	
F29	Georgia	H	L	60	69	
M4	Kentucky	H	W	79	62	-/10
M7	Vanderbilt	A	L	76	82	
SEC Tournament, Birmingham, Ala.**						
M13	Alabama**	N	L	60	62	-/17
NIT#						
M19	Richmond#	H	W	66	52	
M23	Pittsburgh#	A	W	77	74	
M25	Purdue#	N	W	74	67	
M30	Virginia#	N	L	56	62	
A1	Utah#	N	L	78	81	

1992-93 | 16-12 | SEC 9-7, 3rd East

Coach: Lon Kruger		Captains: Stacey Poole, Hosie Girmsley, Scott Stewart				
D1	Stetson	H	W	70	52	
D4	South Florida	A	W	80	78	
D8	Jacksonville	H	W/OT	82	75	
The Milk Challenge*						
D19	Temple*	N	L	62	67	
D20	UNC Charlotte*	N	W	70	69	
D22	Texas A&M	A	L	54	57	
Sun Carnival Classic@						
D28	Purdue@	N	L	63	67	-/13
D29	Austin Peay@	N	W	86	62	
J2	Florida State	A	W	89	86	-/18
J6	Auburn	A	W	76	73	
J9	Vanderbilt	H	W	62	61	-/18
J13	Georgia	A	W/OT	81	77	
J16	LSU	A	L	81	85	
J20	South Carolina	H	L	76	81	
J24	Tennessee	A	W	80	68	
J26	Wichita State	H	W	83	58	
J30	Kentucky	A	L	48	71	-/4
F3	Alabama	H	W	69	59	
F6	Arkansas	H	L	66	74	-/17
F9	Georgia	H	W	82	79	
F17	Mississippi	H	W	94	47	
F20	Vanderbilt	A	L	64	82	-/11
F24	South Carolina	A	W	80	73	
F27	Tennessee	H	W	84	70	
M3	Mississippi State	A	L	71	78	
M7	Kentucky	H	L	77	85	-/5
SEC Tournament, Lexington, Ky.**						
M11	Mississippi**	N	L	62	67	
NIT#						
M17	Minnesota#	A	L	66	74	

1993-94 | 29-8 | SEC 12-4, t-1st East

Coach: Lon Kruger		Captains: Craig Brown, Andrew DeClercq				
NCAA Final Four, SEC East Co-Champions						
N26	Florida International	H	W	86	66	
D4	Texas	A	W	76	68	
D6	South Florida	H	W	66	55	
D8	Jacksonville	A	W	68	67	
D11	Stetson	H	W	90	44	
Orlando, Fla.#						
D18	Florida State#	N	L	59	69	
D20	Central Florida	H	W	83	69	
D22	Villanova	A	W	85	77	
Rainbow Classic, Honolulu, Hawaii*						
D28	Oklahoma State*	N	W	74	69	-/20
D29	Louisville*	N	L	68	83	-/11
D30	Evansville*	N	W	66	63	
J5	LSU	H	W	74	73	
J8	Tennessee	A	W	86	71	
St. Petersburg, Fla.+						
J11	South Florida+	A	W	69	64	
J15	South Carolina	A	W	77	75	
J18	Kentucky	H	W	59	57	-/7
J22	Alabama	A	L	61	69	

ALL-TIME RESULTS


J26	Georgia	A	W	100	78
J29	Vanderbilt	H	W	75	66
F2	Auburn	H	W	68	67 24/-
F5	Mississippi State	H	W	84	75 24/-
F9	Mississippi	A	W	74	55 20/-
F12	Arkansas	A	L	87	99 20/3
F16	Georgia	H	W	91	79 17/-
F19	South Carolina	H	W	88	64 17/-
F21	Florida State	H	W	72	61 16/-
F26	Vanderbilt	A	L	78	82 16/-
M2	Kentucky	A	L	77	80 19/7
M5	Tennessee	H	W	82	71 19/-
SEC Tournament, Memphis, Tenn. ^					
M11	South Carolina ^	N	W	84	57 17/-
M12	Alabama ^	N	W	68	52 17/-
M13	Kentucky ^	N	L	60	73 17/10
NCAA First and Second Rounds, Long Island, N.Y. #					
M17	James Madison #	N	W	64	62 14/-
M19	Pennsylvania #	N	W	70	58 14/-

NCAA Regional, Miami, Fla. @					
M25	Connecticut @	N	W/OT	69	60 14/4
M27	Boston College @	N	W	74	66 14/-
NCAA Final Four, Charlotte, N.C. !					
A2	Duke!	N	L	65	70 14/6

1994-95 | 17-13 | SEC 8-8, 3rd East

Coach: Lon Kruger Captains: Dan Cross, Andrew Declercq

N25	Stetson	H	W	73	64 10/-
The Great Eight, Detroit, Mich. &					
N29	Boston College &	N	W	91	65 8/-
The Greensboro Challenge, Greensboro, N.C. @					
D3	Wake Forest @	A	W	81	70 8/21
D7	Kansas	A	L	63	69 6/4
D10	Texas	H	W	91	73 6/-
The Milk Challenge, Orlando, Fla. #					
D17	Florida State #	N	W/2OT	71	65 8/-
D21	Jacksonville	H	L	67	68 8/-
D30	St. Francis (Pa.)	H	W	87	72 13/-



Lon Kruger coached the Gators to their first Final Four as a 5-seed in the 1994 NCAA Tournament.

J3	LSU	A	L	66	70 13/-
J7	Vanderbilt	H	W	72	62 13/-
J10	Kentucky	H	L	67	83 15/7
J14	Villanova	H	L	70	72 15/-
J18	South Carolina	A	W	71	59 24/-
J22	Tennessee	A	W	62	47 24/-
J25	Auburn	A	L	71	77 23/-
J28	Mississippi	H	W	72	57 23/-
F1	Mississippi State	A	L	70	47 25/-
F7	Georgia	A	W	82	66
F11	South Carolina	H	W	71	56
F15	Tennessee	H	W	70	48
F18	Kentucky	A	L	77	87 -/4
F20	Florida State	A	W	75	62
F22	Georgia	H	L	85	101
F25	Alabama	H	L	66	69 -/20
F28	Arkansas	H	L	85	94 -/7
M5	Vanderbilt	A	W	69	58
SEC Tournament, Atlanta, Ga.*					
M9	Mississippi*	N	W	63	59
M10	Mississippi State*	N	W	80	64 -/15
M11	Kentucky*	N	L	72	86 -/3
NCAA First Round, Tallahassee, Fla. !					
M17	Iowa State!	N	L	61	64 -/24

1995-96 | 12-16 | SEC 6-10, 5th East

Coach: Lon Kruger Captains: Dametri Hill, Brian Thompson

N24	Charleston Southern	H	W	83	65
N28	South Florida	A	L	58	73
Franklin Bank/Children's Classic#					
D2	George Washington#	N	W	75	66
D3	Massachusetts#	N	L	58	80 -/5
D9	Wake Forest	H	L	53	77 -/10
The Milk Challenge, Orlando, FL ‡					
D16	Florida State ‡	N	L	52	74
D20	Stetson	H	W	78	46
All-College Tournament ^					
D29	Louisiana Tech ^	N	W	71	56
D30	Oklahoma ^	N	W	76	72
J3	Arkansas	A	L	60	75
J6	Mississippi State	H	L	66	69 -/17
J11	Kansas	H	L	54	69 -/3
J13	South Carolina	H	W	81	69
J17	Georgia	A	L	46	71 -/22
J20	Mississippi	A	W	59	55
J24	Vanderbilt	H	W	77	55
J27	LSU	H	W	73	70
J31	Alabama	A	L	65	68
F3	Kentucky	A	L	63	77 -/2
F7	Tennessee	H	W	63	51
F10	Auburn	H	L	70	73
F13	Vanderbilt	A	L	56	70
F21	South Carolina	A	L	75	80
F24	Kentucky	H	L	63	94 -/2
F28	Georgia	H	L	70	86
M2	Tennessee	A	W	73	71
SEC Tournament, New Orleans, La.*					
M7	Ole Miss*	N	W	75	62
M8	Kentucky*	N	L	76	100 -/1

1996-97 | 13-17 | SEC 5-11, 5th East

Coach: Billy Donovan Captains: None

N22	UCF	H	W	80	63
N25	Bethune Cookman	H	W	68	59
San Juan Shootout+					
N29	Creighton+	N	L	73	74
N30	Puerto Rico+	A	W	93	63
D1	Delaware+	N	L	78	88
D4	Texas	H	L	64	82 -/18
D7	Duquesne	A	W	95	85
D10	South Florida	H	W	85	53
D14	Stetson	H	W	57	47
D21	Florida State	N	L	65	79
Fiesta Bowl Classic&					
D28	Pennsylvania&	N	L	63	71

ALL-TIME RESULTS

D30	Robert Morris&	N	W	106	69	
J5	Arkansas	H	W	75	62	-/22
J8	LSU	A	L/OT	82	88	
J11	Auburn	A	L	65	79	
J15	South Carolina	H	L	79	80	
J18	Alabama	H	W	85	66	
J22	Georgia	A	L/OT	70	77	
J25	Tennessee	A	W	56	50	
J29	Kentucky	H	L	65	92	-/3
F1	Vanderbilt	H	L	63	74	
F3	Jacksonville	H	W	102	82	
F8	South Carolina	A	L	68	76	-/19
F12	Mississippi State	A	W	72	69	
F15	Kentucky	A	L	56	85	-/4
F19	Tennessee	H	W	76	54	
F23	Ole Miss	H	L	65	67	
F26	Georgia	H	L	76	88	
M3	Vanderbilt	A	L	72	79	
	SEC Tournament, Memphis, Tenn.*					
M6	Alabama*	N	L	66	80	

1997-98 | 14-15 | SEC 6-10, 6th East

Coach: Billy Donovan		Captains: None				
N15	Nicholls State	H	W	66	63	
N18	UCF	H	W	100	85	
N21	Stetson	H	W	79	69	
N29	Coastal Carolina	H	W	62	44	
D3	Duquesne	H	W	99	66	
D9	Texas	A	L	82	85	
D14	Florida State	N	L	81	83	-/16
D22	McNeese State	H	W	95	53	
D27	UAB	N	L	73	80	
J3	Tennessee	H	W	83	69	
J7	Ole Miss	A	L	79	90	-/14
J10	Georgia	H	W	82	77	
J14	Arkansas	A	L	84	89	-/22
J17	LSU	H	L	63	66	
J19	Jacksonville	A	W	75	69	
J24	Vanderbilt	H	W	85	69	
J28	South Carolina	A	L	72	74	-/13
F1	Kentucky	A	W	86	78	-/7
F4	Mississippi State	H	W/OT	82	78	
F7	Georgia	A	L	77	87	
F11	Auburn	H	W	81	64	
F14	Alabama	A	L	66	80	
F18	Kentucky	H	L	54	79	-/8
F21	South Carolina	H	L	74	79	-/13
F25	Tennessee	A	L	75	79	
F28	Vanderbilt	A	L	56	73	
	SEC Tournament, Atlanta, Ga.*					
M5	Auburn*	N	W	68	64	
M6	South Carolina*	N	L	60	71	-/15
	NIT#					
M11	Georgetown#	H	L	69	71	

1998-99 | 22-9 | SEC 10-6, 3rd East

Coach: Billy Donovan		Captains: Eddie Shannon, Greg Stolt				
N16	Georgia Southern	H	W	76	62	
N20	Florida State	A	W	82	66	
N23	Bethune-Cookman	H	W	91	61	
N30	Coastal Carolina	H	W	110	68	
D5	Charleston Southern	H	W	80	67	
D9	Duke	A	L	86	116	-/3
D12	Jacksonville	H	W	79	72	
D20	Long Island	H	W	119	61	
D22	Morehead State	H	W	117	70	
D27	Michigan	N	W	79	63	
J2	Kentucky	A	L	58	93	-/7
J6	Vanderbilt	H	W	90	59	
J10	Georgia	H	W	72	62	
J13	South Carolina	A	W	68	51	
J16	Auburn	A	L	69	88	-/8
J20	LSU	A	W	77	58	
J23	Tennessee	H	W	93	72	
J27	Alabama	H	W	72	68	25/-

J30	Mississippi State	A	L/OT	63	66	25/-
F4	Kentucky	H	W	75	68	-/5
F6	Ole Miss	H	L	68	79	
F10	Tennessee	A	L	56	91	23/-
F13	Georgia	A	W	75	64	23/-
F16	Arkansas	H	W	74	61	23/-
F24	South Carolina	H	W	89	61	19/-
F27	Vanderbilt	A	L/OT	70	71	19/-
	SEC Tournament, Atlanta, Ga.*					
M4	LSU*	N	W	97	75	21/-
M5	Arkansas*	N	L	74	75	21/22
	NCAA First and Second Rounds, Seattle, Wash.#					
M11	Pennsylvania#	N	W	75	61	23/-
M13	Weber State#	N	W/OT	82	74	23/-
	NCAA Regional, Phoenix, Ariz.\$					
M18	Gonzaga\$	N	L	72	73	23/-

1999-2000 | 29-8 | SEC 12-4, t-1st East

Coach: Billy Donovan **Captains: Kenyan Weaks, Brent Wright, Major Parker**

NCAA Runner-Up, SEC Co-Champions						
N19	Florida State	H	W	96	61	7/-
N22	Utah State	N	W	60	58	6/-
N23	Purdue	N	L	68	79	6/22
N24	Georgetown	N	W	72	62	6/-
N29	New Hampshire	H	W	131	72	11/-
D4	Florida A&M	H	W	96	44	11/-
D11	Bethune-Cookman	H	W	93	77	9/-
D19	High Point	H	W	109	60	9/-
D22	Rutgers	N	W	85	65	8/-
D23	UNC Wilmington	H	W	80	53	8/-
D28	Virginia Military	H	W	113	68	6/-
D30	South Alabama	H	W	82	61	6/-
J5	Vanderbilt	A	L	77	87	6/-
J8	Ole Miss	A	W	75	71	6/-
J12	LSU	H	W	82	57	10/24
J18	Tennessee	H	L/2OT	79	81	9/16
J22	Alabama	A	W	77	73	9/-
J26	DePaul	N	L	69	71	10/-
J29	Vanderbilt	H	W	89	63	10/20
F2	South Carolina	A	W	86	82	12/-
F5	Georgia	H	W	85	66	12/-
F8	Kentucky	H	W	90	73	12/11
F12	Tennessee	A	L/OT	73	76	12/8
F15	Arkansas	A	W	80	71	11/-
F19	Mississippi State	H	W	88	58	11/-
F23	Georgia	A	W	90	68	9/-
F27	Auburn	H	W	88	59	9/11
M1	South Carolina	H	W	87	67	8/-
M4	Kentucky	A	L	70	85	8/22
	SEC Tournament, Atlanta, Ga.*					
M9	Ole Miss*	N	W	89	67	11/-
M10	Auburn*	N	L	70	78	11/-
	NCAA First and Second Rounds, Winston-Salem, N.C.#					
M17	Butler#	N	W/OT	69	68	13/-
M19	Illinois#	N	W	93	76	13/21
	NCAA Regional, Syracuse, N.Y.!					
M24	Duke University!	N	W	87	78	13/1
M26	Oklahoma State!	N	W	77	65	13/14
	NCAA Final Four, Indianapolis, Ind.\$					
A1	North Carolina\$	N	W	71	59	13/-
A3	Michigan State\$	N	L	76	89	13/2

2000-01 | 24-7 | SEC 12-4, t-1st East

Coach: Billy Donovan **Captains: Brent Wright, Major Parker**

SEC Co-Champions						
N17	Florida State	A	W	85	70	11/-
N27	Florida Atlantic	H	W	100	42	10/-
D2	DePaul	H	W	83	76	10/-
D6	Michigan State	A	L	83	99	8/2
D9	Rutgers	H	W	79	65	8/-
D10	FAMU	H	W	125	50	8/-
D16	Gonzaga	N	W	85	71	8/-
D19	Bethune-Cookman	H	W	106	64	7/-
D23	American University	H	W	76	33	7/-

D28	Tulane	N	W	103	85	5/-
D30	New Hampshire	H	W	102	54	5/-
J7	South Carolina	A	L	68	69	5/-
J10	Mississippi State	A	W	81	80	8/-
J17	Georgia	H	L	72	75	7/-
J20	Vanderbilt	H	L	61	63	7/-
J24	Auburn	A	W	65	63	14/-
J27	South Carolina	H	W	69	57	14/-
J30	Tennessee	H	W	81	67	13/8
F3	Georgia	A	W	82	71	13/25
F6	Kentucky	A	L	70	71	8/-
F10	Arkansas	H	W	73	63	8/-
F13	LSU	A	W/OT	81	74	11/-
F18	Tennessee	A	W	88	82	11/15
F21	Ole Miss	H	W	75	55	7/12
F24	Alabama	H	W	89	68	7/14
F28	Vanderbilt	A	W	72	62	6/-
M4	Kentucky	H	W	94	86	6/15
	SEC Tournament, Nashville, Tenn.*					
M9	Alabama*	N	W	69	61	5/-
M10	Ole Miss*	N	L	69	74	5/14
	NCAA First and Second Rounds, New Orleans, La.#					
M16	Western Kentucky#	N	W	69	56	8/-
M18	Temple#	N	L	54	75	8/-

2001-02 | 22-9 | SEC 10-6, t-1st East

Coach: Billy Donovan **Captains: Udonis Haslem, Matt Bonner, Brett Nelson**

SEC East Co-Champions						
IKON Coaches vs. Cancer Classic>						
N8	Temple>	N	W	72	64	6/16
N9	Arizona>	N	L	71	75	6/-
N16	Florida State	H	W	68	47	6/-
N28	New Hampshire	A	W	108	56	6/-
D2	Tulane	H	W	81	65	6/-
D5	Michigan State	H	W	74	70	6/24
D8	South Florida	A	W	92	73	6/-
D15	UNC-Charlotte	N	W	73	52	5/-
D18	High Point	H	W	103	49	4/-
D22	New Orleans	H	W	76	60	4/-
D28	Stetson	H	W	94	66	3/-
D30	Belmont	H	W	107	55	3/-
J5	South Carolina	H	W	69	60	3/-
J9	Tennessee	A	W/OT	104	100	3/-
J12	Vanderbilt	A	W	95	85	3/-
J16	LSU	H	W	102	70	2/-
J19	Georgia	H	L	79	84	2/20
J26	Arkansas	A	L/OT	92	94	5/-
J29	Kentucky	H	L	68	70	5/10
F2	Mississippi State	H	W	76	48	5/-
F5	South Carolina	A	W	72	63	8/-
F9	Vanderbilt	H	W	80	54	8/-
F12	Georgia	A	W	85	70	6/21
F16	Ole Miss	A	L	51	68	6/-
F20	Auburn	H	W	89	61	8/-
F23	Alabama	A	L	64	65	8/5
F26	Tennessee	H	W	68	62	8/-
M2	Kentucky	A	L	67	70	8/11
	SEC Tournament, Atlanta, Ga.*					
M7	Auburn*	N	W	81	63	11/-
M8	Mississippi State*	N	L	52	62	11/-
	NCAA First Round, Chicago, Ill.#					
M15	Creighton#	N	L/2OT	82	83	15/-

2002-03 | 25-8 | SEC 12-4, 2nd East

Coach: Billy Donovan **Captains: Matt Bonner, Justin Hamilton, Brett Nelson**

Preseason NIT >						
N19	Louisiana Tech>	H	W	76	55	8/-
N21	Eastern Illinois>	H	W	99	65	8/-
N24	Coastal Carolina	H	W	88	45	8/-
N27	Stanford>	N	L	65	69	7/-
N29	Kansas>	N	W	83	73	7/2
D3	West Virginia	N	L	66	68	8/-
D6	Florida State	A	W	58	57	8/-

ALL-TIME RESULTS

D8	South Florida	H	W	68	52	8/-
D14	Maryland	A	W	69	64	14/18
D21	Miami	N	W/2OT	94	93	13/-
D23	Charleston Southern	H	W	74	62	12/-
D28	Bethune Cookman	H	W	99	64	12/-
D30	Florida A&M	H	W	91	58	12/-
J7	Mississippi State	A	W	74	66	11/7
J11	Georgia	H	W	66	63	11/20
J15	Tennessee	H	W	77	64	6/-
J18	South Carolina	A	W	77	75	6/-
J22	Vanderbilt	H	W	87	75	5/-
J28	LSU	A	W	70	53	4/-
F1	Arkansas	H	W	77	66	4/-
F4	Kentucky	A	L	55	70	1/6
F8	Alabama	H	W	75	56	1/22
F12	Ole Miss	H	W	74	55	4/-
F15	Tennessee	A	L	59	66	4/-
F17	New Orleans	H	W	77	48	7/-
F22	Vanderbilt	A	W/OT	77	74	7/-
F25	South Carolina	H	W	96	63	4/-
M1	Auburn	A	W	73	70	4/-
M4	Georgia	A	L	81	82	3/25
M8	Kentucky	H	L	67	69	3/2
SEC Tournament, New Orleans, La.*						
M14	LSU*	N	L	61	65	7/-
NCAA First and Second Rounds, Tampa, Fla.#						
M21	Sam Houston State#	N	W	85	55	10/-
M23	Michigan State#	N	L	46	68	10/-

2003-04 | 20-11 | SEC 9-7, 2nd East

Coach: Billy Donovan

N25	Montana State	H	W	112	73	8/-
MassMutual Tip-Off Classic, Springfield, Mass.*						
N28	Arizona*	N	W	78	77	8/4
D2	Florida A&M	H	W	102	78	2/-
D4	UCF	N	W	59	39	2/-
D6	Stetson	H	W	74	61	2/-
D10	Maryland	H	L/OT	68	69	1/-
D13	Louisville	A	L	65	73	1/-
D20	West Virginia	N	W	70	57	15/-
D22	Northeastern	H	W	101	84	13/-
D27	Eastern Kentucky	H	W	109	63	13/-
J3	Florida State	H	W	87	73	14/-
J7	South Carolina	A	W	65	62	14/-
J10	Tennessee	H	W	95	57	14/-
J17	Vanderbilt	A	L	72	86	14/23
J21	Mississippi State	H	L	68	79	17/19
J24	Auburn	H	W	68	52	17/-
J27	Alabama	A	W	88	78	22/-
J31	Tennessee	A	L	63	65	22/-
F3	Kentucky	H	L	65	68	21/9
F7	Vanderbilt	H	W	81	71	21/-
F14	LSU	H	L	70	73	22/-
F17	Georgia	A	L	62	76	
F21	Ole Miss	A	W	81	66	
F25	South Carolina	H	W	69	58	
F28	Arkansas	A	W	73	68	
M3	Georgia	H	W	63	55	
M7	Kentucky	A	L	62	82	-/9
SEC Tournament, Atlanta, Ga.<						
M12	Alabama<	N	W/OT	75	73	
M13	Vanderbilt<	N	W	91	69	
M14	Kentucky<	N	L	73	89	-/8
NCAA First Round, Raleigh, N.C.+						
M18	Manhattan+	N	L	60	75	

2004-05 | 24-8 | SEC 12-4, 2nd East

Coach: Billy Donovan

SEC Tournament Champions

N19	Jacksonville	N	W	81	59	23/-
N23	Florida Atlantic	H	W	90	45	23/-
N27	Providence College	N	W	84	66	23/-
N30	Florida A&M	H	W	88	51	19/-
D4	Miami	H	L	65	72	19/-
D8	Stetson	H	W	93	54	
D11	Louisville	H	L	70	74	-/13

D19	Georgia Southern	H	W	100	68	
D22	Eastern Kentucky	H	W	98	49	
D29	Sam Houston State	H	W	83	51	
J2	Florida State	A	L	69	82	
J8	Arkansas	H	W	82	74	
J12	Auburn	A	W/OT	84	78	
J15	Vanderbilt	A	W	82	65	
J19	Tennessee	H	L/OT	76	83	
J25	Georgia	H	W	70	47	
J29	South Carolina	H	W	80	72	
F1	Mississippi State	A	L	57	71	
F5	Alabama	H	W	85	54	-/11
F8	Kentucky	A	L	66	69	-/5
F12	Tennessee	A	W	84	73	
F16	Ole Miss	H	W	90	53	
F19	LSU	A	L	73	77	
F23	Vanderbilt	H	W	69	61	
F27	South Carolina	A	W	66	65	
M2	Georgia	A	W	50	38	
M6	Kentucky	H	W	53	52	-/3
SEC Tournament, Atlanta, Ga.*						
M11	Mississippi State*	N	W	80	64	
M12	Alabama*	N	W	68	62	-/20
M13	Kentucky*	N	W	70	53	-/4
NCAA First and Second Rounds, Nashville, Tenn.>						
M18	Ohio>	N	W	67	62	16/-
M20	Villanova>	N	L	65	76	16/19

2005-06 | 33-6 | SEC 10-6, 2nd East

Coach: Billy Donovan

National Champions, SEC Tournament Champions

Coaches vs. Cancer Classic<

N9	St. Peter's College>	H	W	80	51	
N10	Albany>	H	W	83	64	
N17	Wake Forest>	N	W	77	72	-/19
N18	Syracuse>	N	W	75	70	-/16
N25	Florida State	H	W	74	66	14/-
N28	Alabama State	H	W	87	60	11/-
D3	UCF	H	W	80	47	11/-
D6	Providence	A	W	87	77	10/-
D9	Bethune-Cookman	H	W	88	58	10/-
D18	Jacksonville	H	W	101	58	7/-
D22	Miami	A	W	77	67	5/-
D30	Florida A&M	H	W	84	47	5/-
J3	Morgan State	H	W	92	49	5/-
J7	Georgia	A	W	90	72	5/-
J11	Mississippi State	H	W	75	60	2/-
J14	Auburn	H	W	69	57	2/-
J18	Savannah State	H	W	113	62	2/-
J21	Tennessee	A	L	76	80	2/-
J25	South Carolina	A	L	62	68	5/-
J28	Vanderbilt	H	W	81	58	5/-
J31	Ole Miss	A	W	69	58	8/-
F4	Kentucky	H	W	95	80	8/-
F8	South Carolina	H	L	67	71	7/-
F11	LSU	H	W	71	62	7/-
F15	Vanderbilt	A	W	73	68	10/-
F18	Arkansas	A	L	81	85	10/-
F22	Tennessee	H	L	72	76	12/10
F26	Alabama	A	L	77	82	12/-
M1	Georgia	H	W	77	66	17/-
M5	Kentucky	A	W	79	64	17/-
SEC Tournament, Nashville, Tenn.*						
M10	Arkansas*	N	W	74	71	16/-
M11	LSU*	N	W	81	65	16/18
M12	South Carolina*	N	W	49	47	16/-
NCAA First and Second Rounds, Jacksonville, Fla.#						
M16	South Alabama#	N	W	76	50	11/-
M18	UW-Milwaukee#	N	W	82	60	11/-
NCAA Regional, Minneapolis, Minn.\$						
M24	Georgetown\$	N	W	57	53	11/23
M26	Villanova\$	N	W	75	62	11/3
NCAA Final Four, Indianapolis, Ind.!						
A1	George Mason!	N	W	73	58	11/-
A3	UCLA!	N	W	73	57	11/7

2006-07 | 35-5 | SEC 13-3, 1st East

Coach: Billy Donovan

National Champions, SEC Champions, SEC Tournament Champions

N10	Samford	H	W	79	54	1/-
N14	North Florida	H	W	86	40	1/-
N16	Jacksonville	H	W	90	61	1/-
N18	Tennessee-Chattanooga	H	W	93	44	1/-
N21	Prairie View	H	W	94	33	1/-
N24	Western Kentucky	N	W	101	68	1/-
N25	Kansas	N	L	80	82	1/10
N28	Southern	H	W	83	27	4/-
D3	Florida State	A	L	66	70	4/-
D6	Providence	H	W	85	67	7/-
D17	Florida A&M	N	W	72	57	5/-
D20	Stetson	H	W	88	67	5/-
D23	Ohio State	H	W	86	60	5/3-
D30	UAB	N	W	75	70	3/-
J2	Liberty	H	W	89	58	3/-
J6	Georgia	H	W	67	51	3/-
J9	Arkansas	H	W	79	72	2/-
J13	South Carolina	A	W	84	50	2/-
J20	Ole Miss	H	W	79	70	1/-
J24	Mississippi State	A	W	70	67	1/-
J27	Auburn	A	W	91	66	1/-
J31	Vanderbilt	H	W	74	64	1/24
F3	Tennessee	H	W	94	78	1/-
F7	Georgia	A	W	71	61	1/-
F10	Kentucky	A	W	64	61	1/20
F14	Alabama	H	W	76	67	1/25
F17	Vanderbilt	A	L	70	83	1/-
F21	South Carolina	H	W	63	49	3/-
F24	LSU	A	L	56	66	3/-
F27	Tennessee	A	L	76	86	5/-
M4	Kentucky	H	W	85	72	5/-
SEC Tournament, Atlanta, Ga.*						
M9	Georgia*	N	W	74	57	6/-
M10	Ole Miss*	N	W	80	59	6/-
M11	Arkansas*	N	W	77	56	6/-
NCAA First and Second Rounds, New Orleans, La.#						
M16	Jackson State#	N	W	112	69	3/-
M18	Purdue#	N	W	74	67	3/-
NCAA Regional, St. Louis, Mo.\$						
M23	Butler\$	N	W	65	57	3/21
M25	Oregon\$	N	W	85	77	3/10
NCAA Final Four, Atlanta, Ga.!						
M31	UCLA!	N	W	76	66	3/7
A2	Ohio State!	N	W	84	75	3/1

2007-08 | 24-12 | SEC 8-8, 4th East

Coach: Billy Donovan

N9	North Dakota State	H	W	75	65	
N11	Tennessee Tech	H	W	93	65	
N14	N.C. Central	H	W	105	51	
N17	Rutgers	H	W	88	63	
N20	North Florida	H	W	102	51	25/-
N23	Florida State	H	L	51	65	25/-
N27	Stetson	H	W	71	48	
N30	Vermont	N	W	86	61	
D3	Jacksonville	H	W	88	72	
D5	Florida A&M	H	W	91	52	
D15	Georgia Southern	N	W	52	49	
D19	Charleston Southern	H	W	89	64	
D22	Ohio State	A	L	49	62	
D30	Temple	N	W	86	69	
J2	High Point	H	W	88	70	
J8	Alabama	A	W	90	83	
J12	Auburn	H	W	72	56	
J16	Ole Miss	A	L	87	89	-/18
J19	Kentucky	H	W/OT	81	70	
J23	South Carolina	A	W	73	71	
J27	Vanderbilt	H	W	86	64	-/14
F2	Arkansas	A	L	61	80	20/-
F5	Tennessee	A	L	82	104	-/7
F9	Georgia	H	W	77	67	
F13	LSU	H	L	73	85	

ALL-TIME RESULTS

F16	Vanderbilt	A	L	58	61	-/24
F20	South Carolina	H	W	85	82	
F27	Georgia	A	W	77	64	
M1	Mississippi State	H	L	59	68	
M5	Tennessee	H	L	86	89	-/4
M9	Kentucky	A	L	70	75	
SEC Tournament, Atlanta, Ga.*						
M13	Alabama*	N	L	69	80	
NIT#						
M19	San Diego State#	H	W	73	49	
M21	Creighton#	H	W	82	54	
NIT Quarterfinals\$						
M25	Arizona State\$	A	W	70	57	
NIT Semifinals, New York City%						
A1	UMass%	N	L	66	78	

2008-09 | 25-11 | SEC 9-7, 3rd East

Coach: Billy Donovan

N14	Toledo	H	W	80	58	19/-
N16	Bradley	H	W	81	58	19/-
N20	Southern Utah	H	W	64	50	18/-
N24	Syracuse	N	L	83	89	17/-
N25	Washington	N	W	86	84	17/-
N30	Missouri-Kansas City	N	W	86	65	17/-
D2	Florida A&M	H	W	73	58	23/-
D7	Florida State	A	L	55	57	23/-
D10	Florida Gulf Coast	H	W	94	60	
D20	UCF	N	W	89	61	
D22	Georgia Southern	H	W	88	81	
D28	Winthrop	N	W	74	45	
D30	Stetson	H	W	78	57	
J3	North Carolina State	H	W	68	66	
J6	Longwood	H	W	95	69	
J10	Ole Miss	H	W	78	68	
J14	Auburn	A	W	68	65	
J17	Arkansas	H	W	80	65	
J21	South Carolina	A	L	69	70	24/-
J25	Vanderbilt	A	W	94	69	24/-
J28	Georgia	H	W	83	57	
J31	Tennessee	A	L	63	79	
F3	South Carolina	H	W	97	93	
F10	Kentucky	A	L	65	68	
F14	Georgia	A	L	86	88	
F18	Alabama	H	W	83	74	
F21	Vanderbilt	H	W	82	68	
F24	LSU	A	L	75	81	-/18
M1	Tennessee	H	L	75	79	
M4	Mississippi State	A	L	71	80	
M7	Kentucky	H	W	60	53	
SEC Tournament, Tampa, Fla.*						
M12	Arkansas*	N	W	73	58	
M13	Auburn*	N	L	58	61	
NIT#						
M18	Jacksonville#	H	W	84	62	
M20	Miami#	H	W	74	60	
NIT Quarterfinals\$						
M24	Penn State\$	H	L	62	71	

2009-10 | 21-13 | SEC 9-7, 4th East

Coach: Billy Donovan

N15	Stetson	H	W	74	46	
N18	Georgia Southern	H	W	69	49	
N20	Troy	H	W	80	58	
N24	Florida State	H	W	68	52	
N27	Michigan State	N	W	77	74	-/2
N28	Rutgers	N	W	73	58	
D1	Florida A&M	H	W	80	59	13/-
D4	Jacksonville	A	W	85	67	13/-
D10	Syracuse	N	L	73	85	10/7
D19	Richmond	N	L	53	56	13/-
D22	South Alabama	H	L	66	67	18/-
D28	American	H	W	76	60	
D30	Presbyterian	H	W	79	38	
J3	North Carolina State	A	W/OT	62	61	
J9	Vanderbilt	A	L	87	95	

J12	Kentucky	H	L	77	89	-/2
J16	LSU	H	W	72	58	
J21	Arkansas	A	W	71	66	
J23	South Carolina	H	W	58	56	
J27	Georgia	H	W	87	71	
J31	Tennessee	A	L	60	61	-/14
F4	Alabama	A	W	66	65	
F6	Mississippi State	H	W	69	62	
F10	South Carolina	A	L	71	77	
F13	Xavier	H	L	64	76	
F18	Auburn	H	W	78	70	
F20	Ole Miss	A	W	64	61	
F23	Tennessee	H	W	75	62	-/19
F27	Georgia	A	L	76	78	
M2	Vanderbilt	H	L	60	64	-/13
M7	Kentucky	A	L	66	74	-/3
SEC Tournament, Nashville, Tenn.*						
M11	Auburn*	N	W	78	69	
M12	Mississippi State*	N	L	69	75	
NCAA Tournament First Round, Oklahoma City, Okla.&						
M18	BYU&	N	L/2OT	92	99	-/17

2010-11 | 29-8 | SEC 13-3, 1st East

Coach: Billy Donovan

SEC Champions

N12	UNC Wilmington	H	W	77	60	9/-
N16	Ohio State	H	L	75	93	9/4
N18	North Carolina A&T	H	W	105	55	9/-
N21	Morehead State	H	W	61	55	9/-
N23	Florida Atlantic	H	W	79	66	16/-
N28	Florida State	A	W	55	51	16/-
D1	UCF	N	L	54	57	18/-
D5	American	N	W	67	48	18/-
D9	Kent State	H	W	65	52	
D18	Kansas State	N	W	57	44	-/6
D20	Jacksonville	H	L/OT	68	71	20/-
D22	Radford	H	W	66	55	20/-
D31	Xavier	A	W	71	67	
J3	Rhode Island	H	W	84	59	
J8	Ole Miss	H	W	77	71	
J11	Tennessee	A	W/OT	81	75	
J15	South Carolina	H	L	69	72	
J20	Auburn	A	W	45	40	
J22	Arkansas	H	W	75	43	
J25	Georgia	A	W/2OT	104	91	24/-
J29	Mississippi State	A	L	64	71	24/-
F1	Vanderbilt	H	W/OT	65	61	-/23
F5	Kentucky	H	W	70	68	-/10
F9	South Carolina	A	W	79	60	17/-
F12	Tennessee	H	W	61	60	17/-
F20	LSU	A	W	68	61	14/-
F24	Georgia	H	W	71	62	13/-
F26	Kentucky	A	L	68	76	13/22
M1	Alabama	H	W	78	51	14/-
M5	Vanderbilt	A	W	86	76	14/21
SEC Tournament, Atlanta, Ga.*						
M11	Tennessee*	N	W	85	74	12/-
M12	Vanderbilt*	N	W	77	66	12/-
M13	Kentucky*	N	L	54	70	12/15
NCAA Second and Third Rounds, Tampa, Fla.^\						
M17	UC Santa Barbara^	N	W	79	51	15/-
M19	UCLA^	N	W	73	65	15/-
NCAA Regional, New Orleans, La.#						
M24	BYU#	N	W	83	74	15/10
M26	Butler#	N	L/OT	71	74	15/-

2011-12 | 26-11 | SEC 10-6, t-2nd

Coach: Billy Donovan

N11	Jackson State	H	W	99	59	8/-
N15	Ohio State	A	L	74	81	7/3
N17	North Florida	H	W	91	55	7/-
N21	Wright State	N	W	78	65	10/-
N25	Jacksonville	H	W	107	62	10/-
N28	Stetson	N	W	96	70	10/-
D2	Syracuse	A	L	68	72	10/4
D7	Arizona	H	W/OT	78	72	12/-

D9	Rider	N	W	90	69	12/-
D17	Texas A&M	N	W	84	64	13/22
D19	Mississippi Valley State	H	W	82	54	11/-
D22	Florida State	H	W	82	64	11/-
D29	Rutgers	A	L/2OT	83	85	10/-
D31	Yale	H	W	90	70	10/-
J3	UAB	H	W	79	61	13/-
J7	Tennessee	A	L	56	67	13/-
J10	Georgia	H	W	70	48	19/-
J14	South Carolina	A	W	79	65	19/-
J21	LSU	H	W	76	64	17/-
J26	Ole Miss	A	W	64	60	14/-
J28	Mississippi State	H	W	69	57	14/18
F2	South Carolina	H	W	74	66	12/-
F4	Vanderbilt	H	W	73	65	12/25
F7	Kentucky	A	L	58	78	8/1
F11	Tennessee	H	L	70	75	8/-
F14	Alabama	A	W	61	52	14/-
F18	Arkansas	A	W	98	68	14/-
F21	Auburn	H	W	63	47	12/-
F25	Georgia	A	L	62	76	12/-
F28	Vanderbilt	A	L	67	77	16/-
M4	Kentucky	H	L	59	74	16/1
SEC Tournament, New Orleans, La.*						
M9	Alabama*	N	W	66	63	22/-
M10	Kentucky*	N	L	71	74	22/1
NCAA Second and Third Rounds, Omaha, Neb.^\						
M16	Virginia^	N	W	71	45	25/-
M18	Norfolk State^	N	W	84	50	25/-
NCAA West Regional, Phoenix, Ariz.#						
M22	Marquette#	N	W	68	58	25/11
M24	Louisville#	N	L	68	72	25/17

2012-13 | 29-8 | SEC 14-4, 1st

Coach: Billy Donovan

SEC Champions

N11	Alabama State	H	W	84	35	10/-
N14	Wisconsin	H	W	74	56	10/22
N18	Middle Tennessee	N	W	66	45	10/-
N20	Savannah State	H	W	58	40	7/-
N23	UCF	H	W	79	66	7/-
N29	Marquette	H	W	82	49	7/-
D5	Florida State	A	W	72	47	6/-
D15	Arizona	A	L	64	65	5/8
D19	Southeastern Louisiana	H	W	82	43	8/-
D22	Kansas State	A	L	61	67	8/-
D29	Air Force	N	W	78	61	14/-
J6	Yale	A	W	79	58	13/-
J9	Georgia	H	W	77	44	11/-
J12	LSU	A	W	74	52	11/-
J17	Texas A&M	A	W	68	47	10/-
J19	Missouri	H	W	83	52	10/17
J23	Georgia	A	W	64	47	8/-
J26	Mississippi State	A	W	82	47	8/-
J30	South Carolina	H	W	75	36	4/-
F2	Ole Miss	H	W	78	64	4/16
F5	Arkansas	A	L	69	80	2/-
F9	Mississippi State	H	W	83	58	2/-
F12	Kentucky	H	W	69	52	7/25
F16	Auburn	A	W	83	52	7/-
F19	Missouri	A	L	60	63	5/-
F23	Arkansas	H	W	71	54	5/-
F26	Tennessee	A	L	58	64	8/-
M2	Alabama	H	W	64	52	8/-
M6	Vanderbilt	H	W	66	40	11/-
M9	Kentucky	A	L	57	61	11/-
SEC Tournament, Nashville, Tenn.*						
M15	LSU*	N	W	80	58	13/-
M16	Alabama*	N	W	61	51	13/-
M17	Ole Miss*	N	L	63	66	13/-
NCAA Second and Third Rounds, Austin, Texas^\						
M22	Northwestern State^	N	W	79	47	14/-
M24	Minnesota^	N	W	78	64	14/-
NCAA South Regional, Arlington, Texas#						
M29	Florida Gulf Coast#	N	W	62	50	14/-
M31	Michigan#	N	L	59	79	14/10

ALL-TIME RESULTS

2013-14 | 36-3 | SEC 18-0, 1st

Coach: **Billy Donovan**

NCAA Final Four, SEC Champions, SEC Tournament Champions

N8	North Florida	H	W	77	69	10/-
N12	Wisconsin	A	L	53	59	11/20
N16	Arkansas Little-Rock	H	W	86	56	11/-
N18	Southern	H	W	67	53	16/-
N21	Middle Tennessee	H	W	79	59	16/-
N25	Jacksonville	A	W	86	60	15/-
N29	Florida State	H	W	67	66	15/-
D2	Connecticut	A	L	64	65	15/12
D10	Kansas	H	W	67	61	19/13
D17	Memphis	N	W	77	75	16/15
D21	Fresno State	N	W	66	49	16/-
D29	Savannah State	H	W	76	34	13/-
J4	Richmond	H	W	67	58	12/-
J8	South Carolina	H	W	74	58	10/-
J11	Arkansas	A	W/OT	84	82	10/-
J14	Georgia	H	W	72	50	7/-
J18	Auburn	A	W	68	61	7/-
J23	Alabama	A	W	68	62	6/-
J25	Tennessee	H	W	67	41	6/-
J30	Mississippi State	A	W	62	51	3/-
F1	Texas A&M	H	W	69	36	3/-
F4	Missouri	H	W	68	58	3/-
F8	Alabama	H	W	78	69	3/-
F11	Tennessee	A	W	67	58	3/-
F15	Kentucky	A	W	69	59	3/14
F19	Auburn	H	W	71	66	2/-
F22	Ole Miss	A	W	75	71	2/-
F25	Vanderbilt	A	W	57	54	1/-
M1	LSU	H	W	79	61	1/-
M4	South Carolina	A	W	72	46	1/-
M8	Kentucky	H	W	84	65	1/25
SEC Tournament, Atlanta, Ga.*						
M14	Missouri*	N	W	72	49	1/-
M15	Tennessee*	N	W	56	49	1/-
M16	Kentucky*	N	W	61	60	1/-
NCAA Second and Third Rounds, Orlando, Fla.^\						
M20	Albany^\	N	W	67	55	1/-
M22	Pittsburgh^\	N	W	61	45	1/-

NCAA South Regional, Memphis, Tenn.#

M27	UCLA#	N	W	79	68	1/20
M29	Dayton#	N	W	62	52	1/-
NCAA Final Four, Arlington, Texas!						
A5	Connecticut!	N	L	53	63	1/18

2014-15 | 16-17 | SEC 8-10, t-8th

Coach: **Billy Donovan**

N14	William & Mary	H	W	68	45	7/-
N17	Miami	H	L	67	69	8/-
N21	Louisiana-Monroe	H	W/OT	61	56	8/-
Battle 4 Atlantis, Paradise Island, Bahamas^\						
N26	Georgetown^\	N	L/OT	65	66	18/-
N27	UAB^\	N	W	56	47	18/-
N28	North Carolina^\	N	L	64	75	18/5
D5	Kansas	A	L	65	71	-/11
D8	Yale	H	W	85	47	
D12	Texas Southern	H	W	75	50	
D14	Jacksonville	H	W	79	34	
D20	Wake Forest	N	W	63	50	
D30	Florida State	A	L	63	65	
J3	Connecticut	H	L	59	63	
J7	South Carolina	A	W	72	68	
J10	Mississippi State	H	W	72	47	
J15	Auburn	H	W	75	55	
J17	Georgia	A	L	61	73	
J20	LSU	H	L	61	79	
J24	Ole Miss	A	L	71	72	
J27	Alabama	A	W	52	50	
J31	Arkansas	H	W	57	56	
F3	Vanderbilt	A	L	61	67	
F7	Kentucky	H	L	61	68	-/1
F12	Ole Miss	H	L	61	62	
F14	Texas A&M	A	L	62	63	
F18	Vanderbilt	H	W	50	47	
F21	LSU	A	L	63	70	
F24	Missouri	A	L	52	64	
F28	Tennessee	H	W	66	49	
M3	Texas A&M	H	W	66	62	
M7	Kentucky	A	L	50	67	-/1
SEC Tournament, Nashville, Tenn.*						
M12	Alabama*	N	W	69	61	
M13	Kentucky*	N	L	49	64	-/1

2015-16 | 21-15 | SEC 9-9, t-8th

Coach: **Mike White**

N13	Navy	A	W	59	41	
N16	North Carolina A&T	H	W	104	54	
Hall of Fame Tip-Off Classic, Uncasville, Conn.^\						
N21	Saint Joseph's^\	N	W	74	63	
N22	Purdue^\	N	L	70	85	-/21
N25	Vermont	H	W	86	62	
N27	Florida Gulf Coast	H	W	70	50	
D1	Richmond	H	W	76	56	
D8	Miami	A	L	55	66	-/17
D12	Michigan State	A	L	52	58	-/1
D19	Oklahoma State	N	W	72	70	
D22	Jacksonville	H	W	89	65	
D29	Florida State	H	L	71	73	
J2	Georgia	H	W	77	63	
J6	Tennessee	A	L	69	83	
J9	LSU	H	W	68	62	
J12	Texas A&M	A	L	68	71	-/15
J16	Ole Miss	A	W	80	71	
J19	Mississippi State	H	W	81	78	
J23	Auburn	H	W	95	63	
J26	Vanderbilt	A	L	59	60	
J30	West Virginia	H	W	88	71	-/9
F3	Arkansas	H	W	87	83	
F6	Kentucky	A	L	61	80	-/20
F9	Ole Miss	H	W	77	72	
F13	Alabama	H	L	55	61	
F16	Georgia	A	W	57	53	
F20	South Carolina	A	L/OT	69	73	
F23	Vanderbilt	H	L	74	87	
F27	LSU	A	L	91	96	
M1	Kentucky	H	L	79	88	-/22
M5	Missouri	A	W	82	72	
SEC Tournament, Nashville, Tenn.*						
M10	Arkansas*	N	W	68	61	
M11	Texas A&M*	N	L	66	72	-/17
National Invitation Tournament#						
M15	North Florida#	A	W	97	68	
M20	Ohio State#	A	W	74	66	
M23	George Washington#	A	L	77	82	



The Gators opened the Mike White era with a trip to Annapolis, Maryland, to compete in the Veterans Classic at the United States Naval Academy.

YEAR-BY-YEAR RECORD

YEAR	COACH	CAPTAIN	OVERALL		SEC		FINISH	POINTS
			W	L	W	L		
1915-16	C.J. McCoy	R.K. Van Camp	5	1				192-140
1916-19	No teams (WWI)							
1919-20	No Coach	C.A. Coxe	2	5				181-234
1920-21	W.G. Kline	W.M. Madison	5	6				308-418
1921-22	W.G. Kline	C.Y. Byrd	5	5				306-283
1922-23	C.Y. Byrd	Roland Moss	2	5				157-238
1923-24	J.L. White	Edgar Jones	5	10				324-442
1924-25	J.L. White	Edgar Jones	2	7				217-289
1925-26	Brady Cowell	Lamar Sarra	7	7				401-399
1926-27	Brady Cowell	Red Smith	6	20				738-984
1927-28	Brady Cowell	Ion Walker	5	16				646-748
1928-29	Brady Cowell	George Perrine	7	13				605-746
1929-30	Brady Cowell	Dale Van Sickle	10	4				516-392
1930-31	Brady Cowell	Dale Waters	10	9				680-653
1931-32	Brady Cowell	A.E. Emmelhainz	8	12				640-606
1932-33	Brady Cowell	Brennan Brown	9	5	4	4	6th	484-452
1933-34	Ben Clemmons	George Gunn	11	7	4	2	4th	622-541
1934-35	Ben Clemmons	Welcome Shearer	8	7	4	3	5th	501-499
1935-36	Ben Clemmons	George Smathers	4	11	2	8	11th	407-487
1936-37	Josh Cody	Floyd Christian	5	13	1	9	12th	569-585
1937-38	Sam McAllister	Charlie Crejcie	11	9	3	7	11th	709-691
1938-39	Sam McAllister	Game Captains	9	6	5	4	7th	484-485
1939-40	Sam McAllister	H. Chalker, J. Maynard	13	9	5	4	5th	953-816
1940-41	Sam McAllister	Frank Yinshannis	15	3	6	2	2nd	787-634
1941-42	Sam McAllister	Steve Elish	8	9	3	8	9th	616-623
1942-43	Spurgeon Cherry	Doyle Carlton	8	7	0	6	12th	721-515
1943-44	No team (WWII)							
1944-45	Spurgeon Cherry	Doug Belden	7	12	4	2	4th	828-852
1945-46	Spurgeon Cherry	Kenneth Hartsaw	7	14	2	6	10th	979-1009
1946-47	Sam McAllister	Game Captains	17	9	4	4	6th	1155-1012
1947-48	Sam McAllister	Game Captains	15	10	5	7	7th	1335-1250
1948-49	Sam McAllister	Bill Atkinson	11	15	4	8	9th	1405-1415
1949-50	Sam McAllister	J. Miller, H. Tanzler	9	14	4	10	11th	1206-1309
1950-51	Sam McAllister	Ted Jaycox	11	12	6	8	8th	1432-1518
1951-52	John Mauer	Game Captains	15	9	7	7	7th	1578-1543
1952-53	John Mauer	R. Casares, R. Roberts	13	6	8	5	3rd	1352-1265
1953-54	John Mauer	Game Captains	7	15	3	11	10th	1554-1681
1954-55	John Mauer	Sonny Powell	12	10	5	9	9th	1618-1667
1955-56	John Mauer	Ted Copeland	11	12	4	10	11th	1811-1756
1956-57	John Mauer	Bob Emrick	14	10	6	8	8th	1861-1708
1957-58	John Mauer	Joe Hobbs	12	9	5	9	9th	1549-1450
1958-59	John Mauer	D. Hoban, C. Pike	8	15	2	12	11th	1625-1746
1959-60	John Mauer	Bob Sherwood	6	16	3	11	11th	1549-1655
1960-61	Norm Sloan	Bob Shiver	15	11	9	5	4th	1830-1846
1961-62	Norm Sloan	Lou Merchant	12	11	8	6	4th	1554-1589
1962-63	Norm Sloan	Buddy Bales	12	14	5	9	9th	1943-1975
1963-64	Norm Sloan	T. Barbee, M. Highley	12	10	6	8	9th	1720-1606
1964-65	Norm Sloan	Brooks Henderson	18	7	11	5	4th	1826-1568
1965-66	Norm Sloan	B. Hoffmann, P. Morton	16	10	9	7	5th	1855-1740
1966-67	Tommy Bartlett	Skip Highley	21	4	14	4	2nd	1931-1637
1967-68	Tommy Bartlett	David Miller	15	10	11	7	5th	1968-1864
1968-69	Tommy Bartlett	Neal Walk	18	9	12	6	3rd	2093-1905
1969-70	Tommy Bartlett	Andy Owens	9	17	6	12	8th	1913-2048
1970-71	Tommy Bartlett	Earl Findley	11	15	8	10	7th	1907-1966
1971-72	Tommy Bartlett	Jerry Hoover	10	15	4	14	10th	1986-1952
1972-73	Tommy Bartlett	Tony Miller	11	15	7	11	7th	1911-1933
1973-74	John Lotz	T. Fletcher, M. Thompson, S. Williams	15	11	9	9	5th	1993-1969
1974-75	John Lotz	Chip Williams	12	16	8	10	6th	2290-2275
1975-76	John Lotz	M. Lederman, G. Shy	12	14	7	11	6th	2101-2030
1976-77	John Lotz	D. Bostic, L. Sanders, B. Smyth	17	9	10	8	4th	2108-1980
1977-78	John Lotz	A. Bonner, L. Brewster, R. Gasper	15	12	8	10	6th	2053-2014
1978-79	John Lotz	M. Cesare, R. Carlson	8	19	3	15	10th	1990-2053
1979-80	J. Lotz, E. Visscher	Game Captains	7	21	2	16	10th	1928-2210
1980-81	Norm Sloan	Ken McCraney, Mark Giombetti	12	16	5	13	8th	1924-2074
1981-82	Norm Sloan	Game Captains	5	22	2	16	10th	1845-1922
1982-83	Norm Sloan	Game Captains	13	18	5	13	10th	2260-2227

YEAR	COACH	CAPTAIN	OVERALL		SEC		FINISH	POINTS
			W	L	W	L		
1983-84	Norm Sloan	Vernon Delancy, Ronnie Williams	16	13	11	7	3rd	2029-1916
1984-85	Norm Sloan	Eugene McDowell	18	12	9	9	5th	2211-2047
1985-86	Norm Sloan	Joe Lawrence, Andrew Moten	19	14	10	8	4th	2316-2203
1986-87*	Norm Sloan	Joe Lawrence, Andrew Moten	21	10	12	6	2nd	2864-2444
1987-88^	Norm Sloan	Vernon Maxwell	22	11	11	7	t2nd	2559-2382
1988-89	Norm Sloan	Clifford Lett	21	13	13	5	1st	2586-2597
1989-90	Don DeVoe	Renaldo Garcia	7	21	3	15	10th	1898-2029
1990-91	Lon Kruger	Dwayne Davis, Renaldo Garcia	11	17	7	11	6th	2056-2121
1991-92	Lon Kruger	Brian Hogan, Tim Turner	19	14	9	7	5th/2nd	2261-2189
1992-93	Lon Kruger	H. Grimsley, S. Poole, S. Stewart	16	12	9	7	t4th/3rd	2058-1975
1993-94	Lon Kruger	Craig Brown, Andrew DeClercq	29	8	12	4	t2nd/t1st	2777-2514
1994-95	Lon Kruger	Dan Cross, Andrew DeClercq	17	13	8	8	6th/3rd	2178-2057
1995-96	Lon Kruger	Dametri Hill, Brian Thompson	12	16	6	10	t8th/t5th	1869-1974
1996-97	Billy Donovan	None	13	17	5	11	10th/5th	2220-2181
1997-98	Billy Donovan	None	14	15	6	10	t9th/6th	2208-2134
1998-99	Billy Donovan	Eddie Shannon, Greg Stolt	22	9	10	6	4th/3rd	2488-2176
1999-00	Billy Donovan	M. Parker, K. Weaks, B. Wright	29	8	12	4	t1st/t1st	3102-2548
2000-01	Billy Donovan	Major Parker, Brent Wright	24	7	12	4	t1st/t1st	2509-2081
2001-02	Billy Donovan	M. Bonner, U. Haslem, B. Nelson	22	9	10	6	t2nd/t1st	2495-2064
2002-03	Billy Donovan	M. Bonner, J. Hamilton, B. Nelson	25	8	12	4	2nd/2nd	2484-2128
2003-04	Billy Donovan	None	20	11	9	7	3rd/2nd	2369-2149
2004-05	Billy Donovan	None	24	8	12	4	t2nd/2nd	2438-2020
2005-06	Billy Donovan	None	33	6	10	6	t3rd/2nd	3052-2478
2006-07	Billy Donovan	None	35	5	13	3	1st/1st	3193-2504
2007-08	Billy Donovan	None	24	12	8	8	6th/4th	2791-2433
2008-09	Billy Donovan	None	25	11	9	7	t5th/3rd	2774-2427
2009-10	Billy Donovan	None	21	13	9	7	t4th/4th	2455-2258
2010-11	Billy Donovan	None	29	8	13	3	1st/1st	2667-2343
2011-12	Billy Donovan	None	26	11	10	6	t2nd	2808-2404
2012-13	Billy Donovan	None	29	8	14	4	1st	2642-2012
2013-14	Billy Donovan	None	36	3	18	9	1st	2727-2253
2014-15	Billy Donovan	None	16	17	8	10	t8th	2101-1982
2015-16	Mike White	None	21	15	9	9	t8th	2677-2479

Note: SEC Finish column from 1991-92 through 2010-11 listed in Overall/Eastern Division format

*Two wins and one loss vacated by NCAA from original 23-11 record.

^One win and one loss vacated by NCAA from original 23-12 record.

Record by Decade

YEARS	OVERALL			SEC		
	W	L	PCT.	W	L	PCT.
1910-1919	5	1	.833	–	–	–
1920-1929	46	94	.329	–	–	–
1930-1939	86	89	.491	23	37	.383
1940-1949	103	84	.554	33	47	.413
1950-1959	112	115	.493	50	89	.360
1960-1969	145	101	.589	88	68	.564
1970-1979	120	145	.453	70	110	.389
1980-1989	155	147	.513	80	100	.444
1990-1999	167	140	.544	75	89	.457
2000-2009	260	87	.750	107	53	.669
2010-Present	168	72	.700	81	39	.675
Totals	1,367	1,075	.560	607	632	.490

Record by Month

MONTH	W	L	PCT.
November	119	26	.821
December	334	201	.624
January	401	309	.565
February	368	418	.468
March	143	107	.572
April	4	5	.444
Totals	1,345	1,049	

Note: Missing 12 games in early years with no months.

COACHING RECORDS

Coaches by Victories

COACH	SEASONS	WINS
Billy Donovan	19	467
Norm Sloan	15	232
Sam McAllister	10	119
Lon Kruger	6	104
John Mauer	9	98
Tommy Bartlett	7	95
John Lotz	7	83
Brady Cowell	8	62
Ben Clemmons	3	23
Spurgeon Cherry	3	22
Mike White	1	21
W.G. Kline	2	10
J.L. White	2	7
Don DeVoe	1	7
C.J. McCoy	1	5
Josh Cody	1	5
Ed Visscher	1	3
C.Y. Byrd	1	2

Coaches by Percentage

COACH	SEASONS	PCT
C.J. McCoy	1	.833
Billy Donovan	19	.709
Mike White	1	.583
Lon Kruger	6	.565
Sam McAllister	10	.553
Norm Sloan	15	.547
Tommy Bartlett	7	.528
John Mauer	9	.490
John Lotz	7	.487
Ben Clemmons	3	.479
W.G. Kline	2	.476
Brady Cowell	8	.419
Spurgeon Cherry	3	.400
J.L. White	2	.292
C.Y. Byrd	1	.286
Josh Cody	1	.278
Don DeVoe	1	.250
Ed Visscher	1	.176

Coaches by SEC Victories

COACH	SEASONS	WINS
Billy Donovan	19	200
Norm Sloan	15	126
Tommy Bartlett	7	62
Lon Kruger	6	51
John Lotz	7	46
Sam McAllister	10	45
John Mauer	9	43
Ben Clemmons	3	10
Mike White	1	9
Spurgeon Cherry	3	6
Brady Cowell	1	4
Don DeVoe	1	3
Josh Cody	1	1
Ed Visscher	1	1

Coaches by SEC Percentage

COACH	SEASONS	PCT
Billy Donovan	19	.645
Lon Kruger	6	.520
Norm Sloan	15	.504
Mike White	1	.500
Brady Cowell	1	.500
Tommy Bartlett	7	.492
Ben Clemmons	3	.434
Sam McAllister	10	.421
John Lotz	7	.412
John Mauer	9	.344
Spurgeon Cherry	3	.300
Don DeVoe	1	.167
Josh Cody	1	.100
Ed Visscher	1	.071

All-Time Coaching Records

YEAR	COACH	SEASONS	OVERALL			SEC		
			WON	LOST	PCT	WON	LOST	PCT
1915-16	C.J. McCoy	1	5	1	.833			
1919-20	No Coach	1	2	5	.286			
1920-22	W.G. Kline	2	10	11	.476			
1922-23	C.Y. Byrd	1	2	5	.286			
1923-25	J.L. White	2	7	17	.292			
1925-33	Brady Cowell	8	62	86	.419	4	4	.500
1933-36	Ben Clemmons	3	23	25	.479	10	13	.434
1936-37	Josh Cody	1	5	13	.278	1	9	.111
1937-42, 1946-51	Sam McAllister	10	119	96	.553	45	62	.421
1942-43, 1944-46	Spurgeon Cherry	3	22	33	.400	6	14	.300
1951-60	John Mauer	9	98	102	.490	43	82	.344
1966-73	Tommy Bartlett	7	95	85	.528	62	64	.492
1973-80	John Lotz	*7	83	88	.487	46	66	.412
1979-80	Ed Visscher	^1	3	14	.176	1	13	.071
1960-66, 1980-89	Norm Sloan	15	232	192	.547	126	124	.504
1989-90	Don DeVoe	`1	7	21	.250	3	15	.166
1991-96	Lon Kruger	6	104	80	.565	51	47	.520
1996-2015	Billy Donovan	19	467	186	.715	200	110	.645
2015-present	Mike White	1	21	15	.583	9	9	.500
Totals		96	1,367	1,075	.560	607	632	.490

*Lotz coached 11 games in 1979-80

^Visscher was interim coach for remainder of 1979-80 season

`DeVoe was interim coach for complete 1989-90 season (took over for Norm Sloan on Oct. 31, 1989)

IN THE POLLS

1966-67 (2)	AP		
Jan. 9	10		
Jan. 16	8		
1968-69 (1)	AP		
Preseason	19		
1986-87 (5)	AP		
Dec. 22	20		
Jan. 26	19		
Feb. 9	19		
Feb. 16	18		
Feb. 23	18		
1987-88 (9)	AP		
Preseason	14		
Nov. 30	7		
Dec. 7	12		
Dec. 14	11		
Dec. 21	8		
Dec. 28	8		
Jan. 4	15		
Jan. 25	14		
Feb. 1	19		
1988-89 (3)	AP		
Preseason	15		
Nov. 21	15		
Nov. 28	19		
1989-90 (4)	AP		
Preseason	23		
Nov. 27	24		
Dec. 4	25		
Dec. 11	24		
1993-94 (7)	AP	Coaches	
Jan. 31	24	NR	
Feb. 7	20	21	
Feb. 14	17	22	
Feb. 21	16	19	
Feb. 28	19	19	
March 7	17	18	
Final	14	4	
1994-95 (12)	AP	Coaches	
Preseason	10	13	
Nov. 21	10	No Poll	
Nov. 28	8	12	
Dec. 5	6	9	
Dec. 12	8	9	
Dec. 19	8	8	
Dec. 26	13	12	
Jan. 2	13	12	
Jan. 9	15	15	
Jan. 16	24	20	
Jan. 23	23	23	
Jan. 30	25	NR	
1998-99 (8)	AP	Coaches	
Jan. 25	25	NR	
Feb. 8	23	24	
Feb. 15	23	24	
Feb. 22	19	24	
March 1	21	23	
March 8	23	25	
Final	*	17	
1999-00 (20)	AP	Coaches	
Preseason	8	8	
Nov. 15	7	No Poll	
Nov. 22	6	5	
Nov. 29	11	10	
Dec. 6	9	10	
Dec. 13	9	8	
Dec. 20	8	8	
Dec. 27	6	7	
Jan. 3	6	6	
Jan. 10	10	9	
Jan. 17	9	9	
Jan. 24	10	9	
Jan. 31	12	12	
Feb. 7	12	11	
Feb. 14	11	12	
Feb. 21	9	10	
Feb. 28	8	8	
March 6	11	10	
March 13	13	11	
Final	*	2	
2000-01 (20)	AP	Coaches	
Preseason	11	11	
Nov. 13	11	11	
Nov. 20	11	11	
Nov. 27	10	10	
Dec. 4	8	9	
Dec. 11	8	9	
Dec. 18	7	7	
Dec. 25	5	7	
Jan. 1	5	6	
Jan. 8	8	7	
Jan. 15	7	7	
Jan. 22	14	14	
Jan. 29	13	14	
Feb. 5	8	11	
Feb. 12	11	9	
Feb. 19	7	7	
Feb. 26	6	6	
March 5	5	6	
March 12	8	8	
Final	*	13	
2001-02 (20)	AP	Coaches	
Preseason	6	5	
Nov. 12	6	7	
Nov. 19	7	6	
Nov. 26	6	6	
Dec. 3	6	4	
Dec. 10	5	4	
Dec. 17	4	3	
Dec. 24	3	2	
Dec. 31	3	2	
Jan. 7	3	2	
Jan. 14	2	2	
Jan. 21	5	4	
Jan. 28	5	6	
Feb. 4	8	7	
Feb. 11	6	6	
Feb. 18	8	8	
Feb. 25	8	10	
March 4	11	12	
March 11	15	14	
Final Poll	*	23	
2002-03 (20)	AP	Coaches	
Preseason	7	7	
Nov. 18	8	7	
Nov. 25	7	7	
Dec. 2	8	8	
Dec. 9	14	17	
Dec. 16	13	13	
Dec. 23	12	13	
Dec. 30	12	13	
Jan. 6	11	12	
Jan. 13	6	7	
Jan. 20	5	5	
Jan. 27	4	4	
Feb. 3	1	1	
Feb. 10	4	4	
Feb. 17	7	7	
Feb. 24	4	4	
March 3	3	3	
March 10	7	7	
March 17	10	8	
Final	*	16	
2003-04 (14)	AP	Coaches	
Preseason	8	8	
Nov. 17	8	8	
Nov. 24	8	8	
Dec. 1	2	2	
Dec. 8	1	1	
Dec. 15	15	13	
Dec. 22	13	13	
Dec. 29	14	12	
Jan. 5	14	11	
Jan. 12	15	10	
Jan. 19	17	17	
Jan. 26	22	20	
Feb. 2	21	21	
Feb. 9	22	20	
2004-05 (8)	AP	Coaches	
Preseason	23	22	
Nov. 15	23	No Poll	
Nov. 22	23	22	
Nov. 29	19	18	
Feb. 14	rv	24	
March 7	rv	25	
March 14	16	18	
Final	*	24	
2005-06 (18)	AP	Coaches	
Nov. 21	14	15	
Nov. 28	11	11	
Dec. 5	10	7	
Dec. 12	7	6	
Dec. 19	5	5	
Dec. 26	5	5	
Jan. 2	5	5	
Jan. 9	2	2	
Jan. 16	2	2	
Jan. 23	5	4	
Jan. 30	8	7	
Feb. 6	7	6	
Feb. 13	10	7	
Feb. 20	12	9	
Feb. 27	17	14	
March 6	16	14	
March 13	11	10	
Final	*	1	
2006-07 (20)	AP	Coaches	
Preseason	1	1	
Nov. 13	1	1	
Nov. 20	1	1	
Nov. 27	4	4	
Dec. 4	7	7	
Dec. 11	5	5	
Dec. 18	5	4	
Dec. 25	3	3	
Jan. 1	3	3	
Jan. 8	2	2	
Jan. 15	1	1	
Jan. 22	1	1	
Jan. 29	1	1	
Feb. 5	1	1	
Feb. 12	1	1	
Feb. 19	3	3	
Feb. 26	5	4	
March 5	6	6	
March 12	3	3	
Final	*	1	
2007-08 (2)	AP	Coaches	
Nov. 19	25	24	
Jan. 28	20	19	
2008-09 (5)	AP	Coaches	
Preseason	19	19	
Nov. 17	18	19	
Nov. 24	17	18	
Dec. 1	23	21	
Jan. 19	24	NR	
2009-10 (4)	AP	Coaches	
Nov. 30	13	17	
Dec. 7	10	11	
Dec. 14	13	13	
Dec. 21	18	18	
2010-11 (16)	AP	Coaches	
Preseason	9	11	
Nov. 15	9	10	
Nov. 22	16	14	
Nov. 29	18	16	
Dec. 6	rv	24	
Dec. 13	rv	24	
Dec. 20	20	19	
Jan. 24	24	23	
Jan. 31	rv	23	
Feb. 7	17	19	
Feb. 14	14	15	
Feb. 21	13	13	
Feb. 28	14	14	
March 7	12	12	
March 14	15	No Poll	
Final	*	10	
2011-12 (20)	AP	Coaches	
Preseason	8	10	
Nov. 14	7	8	
Nov. 21	10	9	
Nov. 28	10	9	
Dec. 5	12	12	
Dec. 12	13	13	
Dec. 19	11	12	
Dec. 26	10	10	
Jan. 2	13	14	
Jan. 9	19	19	
Jan. 16	17	14	
Jan. 23	14	13	
Jan. 30	12	11	
Feb. 6	8	7	
Feb. 13	14	12	
Feb. 20	12	11	
Feb. 27	16	13	
March 5	22	19	
March 12	25	21	
Final	*	9	
2012-13 (21)	AP	Coaches	
Preseason	10	10	
Nov. 12	10	10	

IN THE POLLS

Nov. 19	7	8
Nov. 26	7	7
Dec. 3	6	5
Dec. 10	5	5
Dec. 17	8	9
Dec. 24	14	11
Dec. 31	13	9
Jan. 7	11	9
Jan. 14	10	9
Jan. 21	8	7
Jan. 28	4	4
Feb. 4	2	2
Feb. 11	7	6
Feb. 18	5	4
Feb. 25	8	6
March 4	11	9
March 11	13	11
March 18	14	12
Final	*	9

2013-14 (21)	AP	Coaches
Preseason	10	8
Nov. 11	11	10
Nov. 18	16	14
Nov. 25	15	13
Dec. 2	15	12
Dec. 9	19	19
Dec. 16	16	17
Dec. 23	13	14
Dec. 30	12	13
Jan. 6	10	11
Jan. 13	7	7
Jan. 20	6	6
Jan. 27	3	4
Feb. 3	3	4
Feb. 10	3	4
Feb. 17	2	2
Feb. 24	1	1
March 3	1	1

March 10	1	1
March 17	1	1
Final	*	3

2014-15 (4)

Preseason	7	7
Nov. 17	8	7
Nov. 24	18	16
Dec. 1	-	24

*Final AP Poll was at conclusion of regular season

AP Ranking Facts

Total Times Ranked: 280
 First Time Ranked: Jan. 9, 1967
 First Time Ranked In Top 10: Jan. 9, 1967 (10)
 First Time Ranked No. 1: Feb. 3, 2003
 Last Time Ranked In Top 10: Nov. 18, 2014
 Last Time Ranked No. 1: March 17, 2014
 Times Ranked No. 1: 14

Highest Final Ranking: 1st, 2014
 Highest Preseason Ranking: No. 1, 2006-07
 Most Consecutive Weeks Ranked: 94, 2/8/99-2/9/04
 Most Consecutive Weeks (One Season): 20, 2x, last 2013-14
 Most Consecutive Weeks Top 10: 21, 2/1901-2/25/02

- Florida first received a national ranking in the United Press International Poll on Monday, Feb. 13th, 1965 (18th)
- Florida first received votes in the Associated Press Poll in the 1966 Preseason poll released Nov. 27
- Florida's longest stretch of consecutive polls ranked is 99 in the USA Today/ESPN Coaches' Poll from Feb. 8, 1999 to Feb. 9, 2004 (this includes an additional five final polls)
- The Gators finished the regular season ranked No. 1 for the first time in 2014.

Florida's 2014 Final Four team set a school record with 30 straight wins and held the nation's No. 1 ranking for the last four polls of the regular season, marking the latest in the season the Gators have ever been ranked atop the polls. UF was rewarded with the top seed in the NCAA Tournament and secured a Final Four bid with a win over Dayton in the Elite Eight.



MISCELLANEOUS RECORDS

Wins vs. Ranked Opponents (111)

DATE	TEAM	RANK	SCORE
Feb. 16, 1963	Mississippi State	8	73-52
Dec. 17, 1966	at Kentucky	4	78-75
Jan. 2, 1967	Mississippi State	10	63-54
Feb. 4, 1967	Vanderbilt	9	83-75
Dec. 18, 1967	Vanderbilt	3	74-72
Jan. 13, 1968	Kentucky	4	96-78
Jan. 20, 1968	Tennessee	4	59-46
Feb. 3, 1968	at Vanderbilt	7	91-85
Feb. 15, 1969	Kentucky	4	82-81*
Feb. 17, 1969	Tennessee	17	65-63*
Feb. 13, 1971	Kentucky	8	74-65*
Feb. 15, 1971	Tennessee	13	56-55*
Dec. 1, 1971	Louisville	9	70-69
Jan. 15, 1972	Kentucky	15	72-70
Jan. 8, 1973	Vanderbilt	9	80-72
March 2, 1974	Alabama	7	64-61*
March 9, 1974	Vanderbilt	5	80-77*
Feb. 24, 1975	Kentucky	7	66-58
Jan. 12, 1976	Alabama	12	71-70
Feb. 14, 1976	Tennessee	9	72-69
Feb. 7, 1977	Tennessee	14	80-76
Jan. 3, 1979	Kentucky	17	76-65
Jan. 29, 1979	at Vanderbilt	17	90-87 OT
Jan. 3, 1983	Alabama	5	89-85
Jan. 17, 1984	Kentucky	3	69-57
Jan. 24, 1984	at Georgia	18	77-69
Feb. 1, 1984	LSU	14	78-60
Jan. 22, 1986	LSU	14	74-65
Jan. 28, 1987	Alabama	9	90-80 OT
March 15, 1987	vs. Purdue (Syracuse)	7	85-66
Nov. 23, 1987	Georgia Tech	18	80-69
Jan. 20, 1988	at Kentucky	4	58-56
Feb. 20, 1988	Kentucky	9	83-76
March 1, 1988	Vanderbilt	19	81-65
Feb. 27, 1990	LSU	14	76-63
March 4, 1992	Kentucky	10	79-62
Jan. 2, 1993	at Florida State	18	89-86
Jan. 9, 1993	Vanderbilt	18	62-61
Dec. 28, 1993	vs. Okla. St. (Honolulu)	20	74-69
Jan. 18, 1994	Kentucky	7	59-57
March 25, 1994	vs. Connecticut (Miami)	4	69-60
Dec. 3, 1994	vs. Wake Forest (Greensboro)	21	81-70
March 10, 1995	vs. Miss. State (Atlanta)	15	80-64
Jan. 5, 1997	Arkansas	22	75-62
Feb. 1, 1998	at Kentucky	7	86-78
Feb. 4, 1999	Kentucky	5	75-68
Jan. 12, 2000	LSU	24	82-57
Jan. 29, 2000	Vanderbilt	20	89-63
Feb. 8, 2000	Kentucky	11	90-73
Feb. 27, 2000	Auburn	11	88-59
March 19, 2000	vs. Illinois (Winston-Salem)	21	93-76*
March 24, 2000	vs. Duke (Syracuse)	1	87-78*
March 26, 2000	vs. Oklahoma St. (Syracuse)	14	77-65*
Jan. 30, 2001	Tennessee	8	81-67*
Feb. 3, 2001	at Georgia	25	82-71*
Feb. 18, 2001	at Tennessee	15	88-82*
Feb. 21, 2001	Ole Miss	12	75-55*
Feb. 24, 2001	Alabama	14	89-68*
March 4, 2001	Kentucky	15	94-86
Nov. 8, 2001	vs. Temple (New York)	16	72-64
Dec. 5, 2001	Michigan State	24	74-70
Feb. 12, 2002	at Georgia	21	85-70
Nov. 29, 2002	vs. Kansas (New York)	2	83-73
Dec. 14, 2002	at Maryland	18	69-64
Jan. 7, 2003	at Mississippi State	7	74-66*
Jan. 11, 2003	Georgia	20	66-63*
Feb. 8, 2003	Alabama	22	75-56
Nov. 28, 2003	vs. Arizona (Springfield)	4	78-77
Jan. 3, 2004	Florida State	25(c)	87-73

Feb. 7, 2004	Vanderbilt	25(c)	81-71
Feb. 5, 2005	Alabama	11	85-54
March 6, 2005	Kentucky	3	53-52
March 12, 2005	Alabama	20	68-62*
March 13, 2005	Kentucky	4	70-53*
Nov. 17, 2005	vs. Wake Forest (New York)	19	77-72*
Nov. 18, 2005	vs. Syracuse (New York)	16	75-70*
March 11, 2006	vs. LSU (Nashville)	18	81-65
March 24, 2006	vs. G'town (Minneapolis)	23	57-53*
March 26, 2006	vs. Villanova (Minneapolis)	3	75-62*
April 3, 2006	vs. UCLA (Indianapolis)	7	73-57
Dec. 23, 2006	Ohio State	3	86-60
Jan. 31, 2007	Vanderbilt	24	74-64
Feb. 10, 2007	at Kentucky	20	64-61*
Feb. 14, 2007	Alabama	25	76-67*
March 23, 2007	vs. Butler (St. Louis)	21	65-57*
March 25, 2007	vs. Oregon (St. Louis)	10	85-77*
March 31, 2007	vs. UCLA (Atlanta)	7	76-66*
April 2, 2007	vs. Ohio State (Atlanta)	1	84-75*
Jan. 27, 2008	Vanderbilt	14	86-64
Nov. 27, 2009	vs. Mich. St. (Atlantic City)	2	77-74
Feb. 23, 2010	Tennessee	19	75-62
Dec. 18, 2010	vs. Kansas State (Sunrise)	6	57-44
Feb. 1, 2011	Vanderbilt	23	65-61*
Feb. 5, 2011	Kentucky	10	70-68*
March 5, 2011	at Vanderbilt	21	86-76
March 24, 2011	vs. BYU (New Orleans)	10	83-74 OT
Dec. 17, 2011	vs. Texas A&M (Sunrise)	22	84-64
Jan. 28, 2012	Mississippi State	18	69-57
Feb. 4, 2012	Vanderbilt	25	73-65
March 22, 2012	vs. Marquette (Phoenix)	11	68-58
Nov. 14, 2013	Wisconsin	22	83-52
Jan. 19, 2013	Missouri	17	83-52
Feb. 2, 2013	Ole Miss	16	78-64
Feb. 12, 2013	Kentucky	25	69-52
Dec. 10, 2013	Kansas	13	67-61*
Dec. 17, 2013	vs. Memphis (New York)	15	77-75*
Feb. 15, 2014	at Kentucky	14	69-59
March 8, 2014	Kentucky	25	84-65
March 27, 2014	vs. UCLA (Memphis)	20	79-68
Jan. 31, 2015	Arkansas	25(c)	57-56
Jan. 30, 2016	West Virginia	9	88-71

*Consecutive games

(c) Coaches' Poll/unranked in AP Poll (AP ranking listed for all others)

Halftime Comebacks (156)

DATE	GAME	DEFICIT	FINAL
Dec. 17, 1966	at Kentucky	3	78-75
Dec. 18, 1967	Vanderbilt	14	74-72
Jan. 29, 1968	Auburn	2	65-60
Feb. 17, 1969	Tennessee	3	65-63
March 3, 1969	at West Virginia	1	75-57
Dec. 19, 1969	Virginia Tech (N)	5	48-45
Jan. 12, 1970	Tennessee	4	57-56
Dec. 1, 1970	Samford	4	79-74
Jan. 2, 1971	Auburn	2	66-60
Jan. 4, 1971	Vanderbilt	1	84-82 OT
Feb. 15, 1971	Tennessee	4	56-55
Feb. 22, 1971	at Ole Miss	3	85-68
March 1, 1971	West Virginia	5	72-71
Jan. 3, 1972	Alabama	3	92-89
Jan. 15, 1972	Kentucky	11	72-70
Feb. 26, 1972	Mississippi State	2	88-80
Jan. 29, 1973	Ole Miss	10	65-59
Feb. 5, 1973	at Georgia Tech	3	87-85
Feb. 10, 1973	at Auburn	6	76-74
March 3, 1973	at Georgia	9	77-72
Dec. 26, 1973	at Jacksonville	15	64-62
Jan. 2, 1974	at Georgia Tech	3	70-68
Feb. 16, 1974	at Auburn	1	85-77
Jan. 4, 1975	Mississippi State	4	94-82

Feb. 10, 1975	Georgia	12	66-65
Dec. 26, 1975	at Jacksonville	8	65-64
Feb. 7, 1976	at Mississippi State	1	78-71 OT
Dec. 4, 1976	East Tennessee	3	62-59
Dec. 18, 1976	vs. Memphis State (N)	3	84-83
Jan. 31, 1977	at LSU	2	83-68
Feb. 7, 1977	Tennessee	5	80-76
Jan. 21, 1978	at LSU	9	74-70
Feb. 18, 1978	LSU	4	73-72
Dec. 14, 1978	Fairfield	9	109-99
Jan. 29, 1979	at Vanderbilt	8	90-87 OT
Feb. 2, 1980	Auburn	1	70-60
Feb. 18, 1980	Jacksonville	4	60-55
Jan. 17, 1981	Ole Miss	8	74-71
Nov. 27, 1982	at Alaska-Anchorage	1	72-52
Jan. 3, 1983	Alabama	2	89-85
Jan. 11, 1983	at South Florida	4	92-79 OT
Feb. 10, 1983	at Jacksonville	1	52-51
Dec. 22, 1984	at Stetson	3	70-54
Feb. 9, 1985	Vanderbilt	3	78-66
March 2, 1985	at Mississippi State	1	69-63
March 7, 1985	vs. Kentucky (SEC)	7	58-55
Jan. 2, 1986	at Tennessee	1	77-75 OT
Feb. 1, 1986	Tennessee	8	69-61
Feb. 26, 1986	Alabama	8	77-65
Dec. 20, 1986	vs. Ohio State (N)	1	82-72
Jan. 17, 1987	Tennessee	9	97-90
Feb. 3, 1988	at Alabama	6	74-64
Nov. 26, 1988	at Alaska-Anchorage	3	83-72
Nov. 30, 1988	Siena	9	71-67
Jan. 25, 1989	at Vanderbilt	9	81-78
Feb. 8, 1989	Georgia	9	65-60
Feb. 11, 1989	at Kentucky	7	59-53
Feb. 15, 1989	Auburn	2	90-79
Feb. 25, 1989	Vanderbilt	4	83-80
March 1, 1989	at LSU	6	104-95
March 10, 1989	vs. Georgia (SEC)	11	62-61
Dec. 12, 1989	vs. James Madison (N)	6	85-77
Feb. 6, 1991	at Auburn	4	87-84
Jan. 25, 1992	Vanderbilt	1	75-55
Feb. 22, 1992	at South Carolina	9	50-48
Feb. 26, 1992	at Tennessee	8	72-68
March 4, 1992	Kentucky	6	79-62
Jan. 6, 1993	at Auburn	4	76-73
Jan. 13, 1993	at Georgia	4	81-77 OT
Feb. 24, 1993	at South Carolina	18	80-73
Dec. 4, 1993	at Texas	2	76-68
Dec. 22, 1993	at Villanova	4	85-77
Dec. 30, 1993	Evansville	3	66-63
Jan. 5, 1994	LSU	2	74-73
Jan. 15, 1994	at South Carolina	9	77-75
Feb. 2, 1994	Auburn	2	68-67
Feb. 5, 1994	Mississippi State	5	84-75
Feb. 16, 1994	Georgia	4	91-79
Feb. 21, 1994	Florida State	2	72-61
March 17, 1994	vs. James Madison (NCAA)	4	64-62
March 25, 1994	vs. Connecticut (NCAA)	6	69-60
Nov. 25, 1994	Stetson	4	73-64
Jan. 28, 1995	Ole Miss	4	72-57
Feb. 15, 1995	Tennessee	3	70-48
March 5, 1995	Vanderbilt	4	69-58
Dec. 30, 1995	at Oklahoma	9	76-72 OT
Jan. 13, 1996	at South Carolina	4	81-69
Jan. 27, 1996	LSU	1	73-70
Jan. 18, 1997	Alabama	5	85-66
Jan. 19, 1998	at Jacksonville	4	75-69
March 6, 1998	vs. Auburn (SEC)	3	68-64
Jan. 20, 1999	at LSU	2	77-58
Jan. 23, 1999	Tennessee	2	93-72
March 11, 1999	vs. Penn (NCAA)	11	75-61
March 13, 1999	vs. Weber State (NCAA)	5	82-74 OT

MISCELLANEOUS RECORDS

Halftime Comebacks (cont.)

Dec. 11, 1999	Bethune-Cookman	2	93-77
Jan. 8, 2000	at Ole Miss	3	75-71
Jan. 10, 2001	at Mississippi State	7	81-80
Jan. 24, 2001	at Auburn	4	65-63
Feb. 10, 2001	Arkansas	6	73-63
Feb. 13, 2001	at LSU	7	81-74 OT
Dec. 14, 2002	at Maryland	1	69-64
Dec. 23, 2002	Charleston Southern	2	74-62
Jan. 7, 2003	at Mississippi State	6	74-66
Jan. 11, 2003	Georgia	5	66-63
Jan. 18, 2003	at South Carolina	7	77-75
Feb. 22, 2003	at Vanderbilt	2	77-74 OT
Nov. 28, 2003	vs. Arizona (N)	1	78-77
Dec. 20, 2003	vs. West Virginia (N)	6	70-57
Jan. 7, 2004	at South Carolina	2	65-62
March 12, 2004	vs. Alabama (SEC)	4	75-73 OT
Jan. 12, 2005	at Auburn	3	84-78 OT
Feb. 27, 2005	at South Carolina	10	66-65
March 2, 2005	at Georgia	4	50-38
Nov. 18, 2005	vs. Syracuse (N)	1	75-70
Nov. 25, 2005	Florida State	8	74-66
Jan. 28, 2006	Vanderbilt	3	81-58
Feb. 4, 2006	Kentucky	2	95-80
March 11, 2006	vs. LSU (SEC)	3	81-65
March 24, 2006	vs. Georgetown (NCAA)	2	57-53
Dec. 30, 2006	UAB	7	75-70
Jan. 6, 2007	Georgia	1	67-51
Jan. 24, 2007	at Mississippi State	4	70-67
Jan. 31, 2007	Vanderbilt	11	74-64
Feb. 14, 2007	Alabama	11	76-67
March 18, 2007	Purdue (NCAA)	2	74-67
Dec. 15, 2007	Georgia Southern	9	52-49
Jan. 8, 2008	at Alabama	7	90-83
Jan. 23, 2008	at South Carolina	2	73-71
Jan. 3, 2009	North Carolina State	10	68-66
Nov. 20, 2009	Troy	1	80-58
Jan. 3, 2010	at North Carolina State	2	62-61
Feb. 6, 2010	Mississippi State	2	69-62
Feb. 20, 2010	at Ole Miss	1	64-61
Dec. 18, 2010	vs. Kansas State (N)	3	57-44
Jan. 20, 2011	at Auburn	1	45-40
Jan. 25, 2011	at Georgia	2	104-91 2OT
Feb. 12, 2011	Tennessee	6	61-60
Feb. 24, 2011	Georgia	7	71-62
March 11, 2011	vs. Tennessee (SEC)	5	85-74
March 12, 2011	vs. Vanderbilt (SEC)	8	77-66
Dec. 7, 2011	Arizona	1	78-72 OT
Jan. 14, 2012	at South Carolina	1	79-65
Jan. 26, 2012	at Ole Miss	10	64-60
Feb. 21, 2012	Auburn	3	63-47
Jan. 23, 2013	at Georgia	3	64-47
March 16, 2013	vs. Alabama (SEC)	3	61-51
Jan. 11, 2014	at Arkansas	1	84-82 OT
Feb. 4, 2014	Missouri	3	68-58
Feb. 11, 2014	at Tennessee	1	67-58
Feb. 15, 2014	at Kentucky	3	69-59
Feb. 19, 2014	Auburn	8	71-66
March 15, 2014	vs. Tennessee (SEC)	7	56-49
March 21, 2014	Louisiana-Monroe	2	61-56 OT
Jan. 7, 2015	at South Carolina	3	72-68
Nov. 27, 2015	Florida Gulf Coast	1	70-50
Jan. 19, 2016	Mississippi State	5	81-78
Feb. 16, 2016	at Georgia	4	57-53

Biggest Comeback: 18 at South Carolina, Feb. 24, 1993

Biggest Comeback at Home: 14 vs. Vanderbilt, Dec. 18, 1967

Postseason: 11 vs. Penn, March 11, 1999; vs. Georgia, March 10, 1989

Overtime Games (49-42)

DATE	TEAM	SITE	W/L	SCORE
Feb. 20, 1922	Trinity	H	W	33-26
Jan. 11, 1930	Georgia	A	L	34-35
Jan. 15, 1938	Georgia	H	W	38-32
Feb. 23, 1951	Auburn	A	L	77-83
Jan. 14, 1960	Miami	H	L	65-70
Feb. 20, 1960	Vanderbilt*	H	W	81-75
Feb. 22, 1960	Georgia Tech*	H	L	55-69
Dec. 29, 1960	Navy	N	L	62-69
Feb. 20, 1961	Mississippi	H	W	81-77
Dec. 19, 1961	Georgia	A	L	72-78
Feb. 26, 1962	Georgia Tech	H	W	82-75
Nov. 30, 1962	Miami*	A	L	87-91 2OT
Dec. 3, 1962	Jacksonville*	H	W	82-81 2OT
Dec. 8, 1962	Texas Tech	A	W	71-69
Jan. 14, 1963	Alabama	H	W	69-67
Dec. 18, 1968	LSU	A	L	89-93
Feb. 8, 1969	Auburn	A	L	80-81
Jan. 12, 1970	Tennessee*	H	W	57-56
Jan. 17, 1970	West Virginia*	A	L	87-88
Jan. 4, 1971	Vanderbilt	H	W	84-82
Dec. 26, 1972	Rutgers	N	L	79-81
Feb. 5, 1973	Georgia Tech*	A	W	87-85
Feb. 10, 1973	Auburn*	A	W	76-75
Feb. 1, 1975	Vanderbilt*	H	W	101-90
Feb. 3, 1975	Mississippi State*	A	W	107-104 2OT
Dec. 27, 1975	Wake Forest	A	L	75-78
Jan. 26, 1976	Vanderbilt	H	L	81-85
Feb. 7, 1976	Mississippi State	A	W	78-71
Feb. 6, 1978	Vanderbilt	A	L	57-59 2OT
March 4, 1978	Tennessee	H	L	90-91 3OT
Dec. 15, 1978	Fairfield	N	W	109-99 3OT
Jan. 29, 1979	Vanderbilt*	A	W	90-87
Feb. 3, 1979	Auburn*	H	L	92-93
Feb. 24, 1979	Georgia	H	L	62-63
Dec. 13, 1980	Florida State	A	W	81-74 2OT
Feb. 13, 1982	Mississippi	H	L	57-58
March 3, 1982	Vanderbilt	N	L	46-47 2OT
Jan. 11, 1983	South Florida	A	W	92-79
Feb. 28, 1983	LSU*	H	L	87-91
March 3, 1983	Alabama*	A	L	99-106 2OT
Feb. 18, 1984	Tennessee	H	L	74-75 2OT
March 8, 1984	Tennessee	N	L	74-80
Feb. 6, 1985	Auburn	H	L	78-81
Jan. 2, 1986	Tennessee	A	W	77-75
Jan. 28, 1987	Alabama	H	W	90-80
Feb. 28, 1987	Alabama	A	L	85-86
Jan. 25, 1989	Vanderbilt	A	W	81-78
Feb. 25, 1989	Vanderbilt	H	W	83-80
Feb. 2, 1991	Mississippi	A	W	91-81 2OT
Feb. 6, 1991	Auburn	A	W	87-84
Feb. 12, 1992	Mississippi	A	W	86-84
Dec. 8, 1992	Jacksonville	H	W	82-75
Jan. 13, 1993	Georgia	A	W	81-77
March 25, 1994	Connecticut	N	W	69-60
Dec. 17, 1994	Florida State	N	W	71-65 2OT
Dec. 30, 1995	Oklahoma	N	W	76-72
Jan. 8, 1997	LSU	A	L	82-88
Jan. 22, 1997	Georgia	A	L	70-77
Feb. 4, 1998	Mississippi State	H	W	82-78
Feb. 27, 1999	Vanderbilt	A	L	70-71
March 13, 1999	Weber State	N	W	82-74
Jan. 18, 2000	Tennessee	H	L	79-81 2OT
Feb. 12, 2000	Tennessee	A	L	73-76
March 17, 2000	Butler	N	W	69-68
Feb. 13, 2001	LSU	A	W	81-74
Jan. 9, 2002	Tennessee	A	W	104-100
Jan. 26, 2002	Arkansas	A	L	92-94
March 15, 2002	Creighton	N	L	82-83 2OT
Dec. 21, 2002	Miami	N	W	94-93 2OT

Feb. 22, 2003	Vanderbilt	A	W	77-74
Dec. 10, 2003	Maryland	H	L	68-69
March 12, 2004	Alabama	N	W	75-73
Jan. 12, 2005	Auburn	A	W	84-78
Jan. 19, 2005	Tennessee	H	L	76-83
Feb. 18, 2006	Arkansas	A	L	81-85
Nov. 25, 2006	Kansas	N	L	80-82
Jan. 19, 2008	Kentucky	H	W	81-70
Jan. 3, 2009	North Carolina State	A	W	62-61
March 18, 2010	BYU	N	L	92-99 2OT
Dec. 20, 2010	Jacksonville	H	L	68-71
Jan. 11, 2011	Tennessee	A	W	81-75
Jan. 25, 2011	Georgia	A	W	104-91 2OT
Feb. 1, 2011	Vanderbilt	H	W	65-61
March 24, 2011	BYU*	N	W	83-74
March 26, 2011	Butler*	N	L	71-74
Dec. 7, 2011	Arizona	H	W	78-72
Dec. 29, 2011	Rutgers	A	L	83-85 2OT
Jan. 11, 2014	Arkansas	A	W	84-82
Nov. 21, 2014	Louisiana-Monroe*	H	W	61-56
Nov. 26, 2014	Georgetown*	N	L	65-66
Feb. 20, 2016	South Carolina	A	L	69-73

*Denotes consecutive games.

Overall OT Record:	49-42
Home:	18-14
Away:	22-19
Neutral:	9-9
SEC Record:	36-28
Double Overtime:	7-8
Triple Overtime:	1-1
Current Streak:	L-2
Last Five:	2-3
Last 10:	6-4

MISCELLANEOUS RECORDS

Century Mark (74-2)

DATE	TEAM	SITE	W/L	SCORE
Dec. 9, 1953	Wofford	A	W	100-63
Dec. 12, 1955	Tampa	H	W	110-62
Dec. 28, 1956	Clemson\$	N	W	105-71
Dec. 1, 1958	Erskine	H	W	107-61
Feb. 6, 1959	Mississippi	H	W	102-97
March 3, 1962	Georgia	H	W	105-78
Jan. 7, 1963	Tulane	H	W	109-74
Dec. 11, 1963	Tampa	H	W	108-75
Dec. 26, 1963	Manhattan\$	N	W	100-75
Jan. 9, 1964	Miami	H	W	114-91
Jan. 4, 1965	LSU	H	W	102-62
Jan. 12, 1966	Miami	H	W	111-66
Dec. 3, 1966	Miami	H	W	113-88
Dec. 4, 1967	Jacksonville	H	W	109-73
Dec. 7, 1968	Miami&	N	W	111-62
Jan. 18, 1969	Furman	H	W	110-65
Jan. 25, 1971	Mississippi	H	W	106-86
Dec. 4, 1971	South Florida	H	W	116-87
Feb. 12, 1972	Auburn	H	L	100-103
Feb. 29, 1972	Chicago State	H	W	120-69
Dec. 1, 1972	Valdosta State	H	W	100-76
Dec. 17, 1973	Central Missouri State	H	W	109-72
Dec. 9, 1974	NW Missouri State	H	W	114-51
Feb. 1, 1975	Vanderbilt*	H	W	101-90
Feb. 3, 1975	Mississippi State*	A	W	107-104 2OT
Dec. 30, 1975	Roosevelt	H	W	121-54
Nov. 27, 1976	Mercer	H	W	105-63
Dec. 30, 1976	Holy Cross\$	N	W	101-85
Jan. 8, 1977	Georgia	A	W	101-76
Dec. 15, 1978	Fairfield#	N	W	109-99 3OT
Dec. 10, 1982	Jacksonville•	N	W	104-78
Nov. 24, 1984	UCF	H	W	106-55
Dec. 20, 1984	St. Thomas	A	W	120-66
Dec. 2, 1986	Western Carolina*	H	W	116-68
Dec. 4, 1986	Southern Methodist*	N	W	110-70
Dec. 29, 1986	Hawaii	A	W	115-83
Jan. 7, 1987	Mississippi State	H	W	100-56
Dec. 16, 1987	Ohio State	H	W	102-69
Dec. 10, 1988	LSU*	H	L	101-111
Dec. 19, 1988	Miami*	H	W	101-81
March 1, 1989	LSU	A	W	104-95
Jan. 26, 1994	Georgia	A	W	100-76
Dec. 30, 1996	Robert Morris+	N	W	106-69
Feb. 3, 1997	Jacksonville	H	W	102-82
Nov. 18, 1997	UCF	H	W	100-85
Nov. 30, 1998	Coastal Carolina	H	W	110-68
Dec. 20, 1998	Long Island*	H	W	119-61
Dec. 23, 1998	Morehead State*	H	W	117-70
Nov. 29, 1999	New Hampshire	H	W	131-72
Dec. 19, 1999	High Point	H	W	109-60
Dec. 28, 1999	VMI	H	W	113-68
Nov. 27, 2000	Florida Atlantic	H	W	100-42
Dec. 10, 2000	FAMU	H	W	125-50
Dec. 19, 2000	Bethune-Cookman	H	W	106-64
Dec. 28, 2000	Tulane*	A	W	103-85
Dec. 30, 2000	New Hampshire*	H	W	102-54
Nov. 28, 2001	New Hampshire	A	W	108-56
Dec. 18, 2001	High Point	H	W	103-49
Dec. 30, 2001	Belmont	H	W	107-55
Jan. 9, 2002	Tennessee	A	W	104-100 OT
Jan. 16, 2002	LSU	H	W	102-70
Nov. 25, 2003	Montana State	H	W	112-73
Dec. 2, 2003	FAMU	H	W	102-78
Dec. 22, 2003	Northeastern	H	W	101-84
Dec. 27, 2003	Eastern Kentucky	H	W	109-63
Dec. 19, 2004	Georgia Southern	H	W	100-68
Dec. 18, 2005	Jacksonville	H	W	101-58
Jan. 18, 2006	Savannah State	H	W	113-67
Nov. 24, 2006	Western Kentucky	H	W	101-68

March 16, 2007	Jackson State	H	W	112-69
Nov. 14, 2007	N.C. Central	H	W	105-51
Nov. 20, 2007	North Florida	H	W	102-51
Nov. 18, 2010	North Carolina A&T	H	W	105-55
Jan. 25, 2011	Georgia	A	W	104-91 2OT
Nov. 25, 2011	Jacksonville	H	W	107-62
Nov. 16, 2015	North Carolina A&T	H	W	104-54

\$ - Gator Bowl Tournament • - Florida Four Tourney
 & - Sunshine State Classic + - Fiesta Bowl Classic
 # - Industrial National Classic * - Denotes consecutive games

90-Point Games by Coach

Billy Donovan	80
Norm Sloan	45
John Lotz	34
Tommy Bartlett	28
John Mauer	17
Lon Kruger	11
Mike White	4
Don Devoe	3
Sam McAllister	1
Total	223

100-Point Games by Coach

Billy Donovan	33
Norm Sloan	18
Tommy Bartlett	9
John Lotz	9
John Maurer	5
Lon Kruger	1
Mike White	1
Total	76

Alternate Uniform Colors

Since 2002-03 season

Orange (7-9)

Feb. 18, 2006	Arkansas	A	L	81-85
Feb. 26, 2006	Alabama	A	L	77-82
March 11, 2006	LSU	N	W	81-65
Nov. 28, 2011	Stetson	N	W	96-70
Dec. 17, 2011	Texas A&M	N	W	84-64
Jan. 26, 2012	Ole Miss	A	W	64-60
Feb. 7, 2012	Kentucky	A	L	58-78
March 22, 2012	Marquette	N	W	68-58
Dec. 22, 2012	Kansas State	N	L	61-67
March 9, 2013	Kentucky	A	L	57-61
Dec. 17, 2013	Memphis	N	W	77-75
Feb. 24, 2015	Missouri	A	L	52-64
Feb. 6, 2016	Kentucky	A	L	61-80
Feb. 20, 2016	South Carolina	A	L	69-73 OT
March 5, 2016	Missouri	A	W	82-72
March 11, 2016	Texas A&M	N	L	66-72

Black (8-9)

Dec. 6, 2002	Florida State	A	W	58-57
Dec. 21, 2002	Miami	A	W	94-93
Jan. 7, 2003	Mississippi State	A	W	74-66
Jan. 18, 2003	South Carolina	A	W	87-75
Jan. 28, 2003	LSU	A	W	77-66
Feb. 4, 2003	Kentucky	A	L	55-70
Feb. 15, 2003	Tennessee	A	L	59-66
Jan. 3, 2004	Florida State	H	W	87-73
Jan. 27, 2004	Alabama	A	W	88-78
Jan. 31, 2004	Tennessee	A	L	63-65
Jan. 2, 2005	Florida State	A	L	69-82
Dec. 3, 2006	Florida State	A	L	66-70
March 9, 2008	Kentucky	A	L	70-75
Jan. 14, 2009	Auburn	A	W	68-65
Jan. 21, 2009	South Carolina	A	L	69-70
Feb. 24, 2009	LSU	A	L	75-81
Feb. 27, 2010	Georgia	A	L	76-78

Gray (0-1)

Feb. 11, 2012	Tennessee	H	L	70-75
---------------	-----------	---	---	-------

ALL-TIME SERIES RECORDS

	W-L	FIRST GAME									
Air Force	2-0	1963	Fresno State	1-0	2013	Navy	2-1	1960	Syracuse	1-3	1987
Alabama	66-74	1927	Furman	3-4	1921	Naval Air Gunnery	1-0	1943	Tampa	20-4	1937
Alabama State	2-0	2005	George Mason	1-0	2006	Naval Inshore Patrol	1-0	1943	Temple	2-4	1969
Alaska-Anchorage	3-0	1982	Georgetown	2-3	1990	New Hampshire	3-0	1999	Tennessee	56-73	1926
Albany	2-0	2005	George Washington	2-2	1939	New Orleans	3-0	1989	Tennessee-Chattanooga	1-0	2006
Albany YMCA	3-2	1922	Georgia	111-100	1923	Nicholls State	1-0	1997	Tennessee Tech	1-0	2007
American University	3-0	2000	Georgia Southern§	6-2	1937	Norfolk State	1-0	2012	Texas	3-4	1964
Arizona	2-2	2001	Georgia Tech	20-26	1922	North Carolina	2-4	1922	Texas A&M	5-4	1992
Arizona State	2-0	1984	Gonzaga	1-1	1999	North Carolina A&T	2-0	2010	Texas Christian	2-0	1974
Arkansas	20-11	1992	Goodyear Tire	0-1	1926	North Carolina Central	1-0	2007	Texas Southern	1-0	2014
Arkansas-Little Rock	1-0	2013	Green Cove	0-2	1946	North Carolina State	3-6	1921	Texas Tech	2-0	1960
Army	1-0	1972	Harvard	1-0	1969	North Dakota State	1-0	2007	Toledo	1-0	2008
Atwater Kent	2-0	1931	Havana	1-1	1926	North Florida	5-0	2006	Towson	1-0	1988
Auburn	77-87	1927	Hawaii	1-0	1986	Northeastern	1-0	2003	Troy	1-0	2009
Augusta College	1-0	1990	High Point	3-0	1999	Northwestern	1-2	1968	Tulane	12-11	1948
Austin Peay	1-0	1992	Hofstra	1-1	1977	Northwestern Missouri State	1-0	1974	Tulsa	0-2	1962
Banana River NAS	2-0	1946	Holy Cross	1-0	1976	Northwestern State	1-0	2013	UAB	3-1	1997
Baylor	0-1	1981	House of David	1-0	1934	O.C.S.	1-0	1943	UCF	10-1	1984
Belmont	1-0	2001	Houston	0-2	1970	Oglethorpe	1-1	1927	UCLA	4-0	2006
Bethune-Cookman	6-0	1996	Howard	1-0	1991	Ohio	2-1	1926	UC Santa Barbara	1-0	2011
Biscayne/St. Thomas	6-0	1979	Illinois	1-4	1971	Ohio State	5-8	1981	UNC Wilmington	3-0	1978
Boston College	2-0	1994	Illinois Wesleyan	2-0	1976	Oklahoma	1-0	1995	Union (Ky.) College	1-0	1941
Bradley	1-0	1970	Indiana	0-3	1974	Oklahoma State	3-0	1993	USF	18-5	1971
Brigham Young	1-3	1959	Iona	0-1	1985	Olson Swedes	0-1	1928	Utah	1-1	1988
Brown	1-0	1977	Iowa State	2-1	1979	Oregon	1-0	2007	Utah State	1-0	1999
Bucknell	1-0	1968	Jackson State	2-0	2007	Orlando AFB	2-0	1946	Valdosta State	1-0	1972
Butler	2-1	2000	Jacksonville	32-5	1960	Paris Island Marines	1-0	1927	Vanderbilt	63-67	1931
California	0-2	1986	Jacksonville Cavs	1-0	1946	Pennsylvania	2-2	1974	Vermont	3-0	1977
Camp Benning	1-1	1921	Jacksonville NAS	5-7	1938	Penn State	1-2	1965	Villanova	2-2	1993
Camp Blanding	2-3	1945	Jax. Seminole Canoe Club	4-3	1924	Pinellas AAF	0-1	1944	Virginia	1-1	1992
Camp Blanding 120th Inf.	1-0	1943	Jacksonville YMCA	3-2	1915	Pittsburgh	3-4	1948	VMI	3-1	1921
Catholic Club	1-0	1919	James Madison	2-1	1989	Prairie View	1-0	2006	Virginia Tech	4-5	1961
Cedar Key AAF	1-0	1944	Kansas	2-4	1995	Presbyterian	1-0	2009	Wake Forest	7-5	1936
Central Missouri State	1-0	1973	Kansas State	1-1	2010	Providence	4-0	1978	Washington	2-1	1965
Charleston Southern	5-0	1991	Kent State	1-0	2010	Puerto Rico	1-0	1996	Washington College	0-1	1939
Charlotte	3-2	1974	Kentucky	37-99	1927	Purdue	2-4	1980	Waycross	1-0	1932
Chicago State	1-0	1972	Kentucky Wesleyan	0-1	1955	Radford	1-0	2010	Waycross NAS	1-0	1945
Cincinnati YMCA	0-6	1926	Kewatin (St. Augustine)	0-1	1916	Ralph's Dry Cleaners	2-0	1926	Weber State	1-0	1999
The Citadel	1-0	1963	LaSalle	0-1	1989	Rhode Island	1-0	2011	Welch Army Hospital	0-3	1945
Clemson	9-9	1927	Lawrence Tech	1-0	1949	Rice	2-1	1960	West Virginia	5-3	1963
Coastal Carolina	3-0	1997	Lee Field	0-1	1945	Richmond	3-2	1922	Western Carolina	1-0	1986
Cohen Brothers	2-0	1930	Liberty	1-0	2007	Rider	1-0	2011	Western Kentucky	2-0	2001
Colorado State	0-1	1989	Long Island	1-0	1998	Robert Morris	1-0	1996	Wichita State	2-0	1991
Columbia College	2-0	1916	Longwood	1-0	2008	Rollins	17-0	1922	William & Mary	1-0	2014
Columbia University	1-0	1971	Louisiana-Monroe	1-0	2014	Roosevelt	1-0	1975	Wilmington (Oh.) College	0-1	1926
Connecticut	1-3	1994	LSU	44-63	1947	Rutgers	4-2	1972	Winthrop	1-0	2008
Coral Gables	0-3	1924	Louisiana Tech	2-1	1986	St. Augustine YMCA	1-0	1916	Wisconsin	2-2	1967
Creighton	1-2	1996	Louisville	1-8	1969	St. Bonaventure	1-0	1977	Wisconsin-Milwaukee	1-0	2006
Davis-Elkins	0-2	1926	Lynchburg	0-1	1922	St. Francis (Pa.)	1-0	1994	Wofford	6-0	1921
Davidson	0-2	1921	Macon YMCA	0-3	1919	St. Joseph's	2-1	1956	Wright State	1-0	2011
Dayton	1-0	2014	Manhattan	2-1	1963	St. Leo	2-0	1983	Wyoming	0-1	1986
Daytona Beach All-Stars	1-0	1947	Marine Maritime Academy	1-0	1945	St. Peter's	1-0	2005	Xavier	1-2	1959
Delaware	0-1	1996	Marquette	2-2	1976	Sam Houston State	2-0	2003	Yale	3-0	2011
Denison	0-1	1926	Maryland	2-1	1932	Samford	2-0	1970	305th Fighter Squadron	1-0	1-0
DePaul	2-1	1965	Masked Marvels	1-0	1926	San Diego State	1-1	1985			
Duke*	4-12	1932	Massachusetts	1-2	1978	San Jose State	0-1	1974			
Duquesne	2-0	1996	McNeese State	1-0	1997	Savannah State	3-0	2006			
East Tennessee State	4-0	1969	Memphis	2-0	1976	Savannah YMCA	2-2	1919			
Eastern Illinois	1-0	2002	Mercer	5-7	1919	Scranton	0-1	1939			
Eastern Kentucky	2-0	2003	Miami (Fla.)	45-24	1928	Sears	1-0	1932			
Erskine	1-0	1958	Miami (Ohio)	0-1	1972	Seton Hall	1-1	1939			
Evansville	1-1	1955	Miami YMCA	0-1	1923	Sewanee	3-1	1938			
Fairfield	1-0	1978	Michigan	1-1	1998	Siena	1-0	1988			
Field Artillery 197th	1-0	1943	Michigan State	3-4	1987	South Alabama	2-2	1984			
305th Fighter Squadron	1-0	1943	Middle Tennessee	2-0	2012	South Carolina	43-23	1926			
Florida A&M	11-0	1991	Minnesota	1-1	1993	South J'ville Greenbacks	2-2	1923			
Florida Atlantic	3-0	2000	Mississippi	64-45	1940	Southeastern Louisiana	1-0	2012			
Florida Gulf Coast	3-0	2008	Mississippi State	63-49	1936	Southern	2-0	2006			
Florida International	2-0	1991	Mississippi Valley State	1-0	2011	Southern Methodist	1-2	1960			
Florida Southern	27-6	1923	Missouri	4-2	2013	Southern Mississippi	1-0	1986			
Florida State	43-24	1951	Missouri-Kansas City	1-0	2008	Southern Utah	1-0	2008			
Fordham	1-2	1970	Missouri Western	2-0	1975	SW Missouri State	1-0	1986			
Ft. Benning	0-2	1924	Montana State	1-0	2003	SW Louisiana	0-2	1983			
Ft. Benning Parachute	0-1	1943	Morehead State	2-1	1969	Spring Hill	1-1	1946			
Ft. McPherson	1-0	1926	Morgan State	1-0	2006	Stanford	0-4	1974			
			Muhlenberg	1-0	1956	Stetson	52-14	1919			

* Duke record includes 1-1 mark vs. Trinity College
 § Georgia Southern includes 1-2 record vs. Georgia State Teachers

ALL-TIME SERIES SCORES

Air Force (2-0)

Dec. 27, 1963	GBT	W	74-68
Dec. 29, 2012	N	W	78-61

Alabama (66-74)

Jan. 17, 1927	A	L	44-49
Feb. 18, 1928	A	L	31-36
Feb. 20, 1928	A	W	29-21
Feb. 11, 1929	H	W	22-21
Feb. 12, 1929	H	W	34-23
Feb. 15, 1929	A	L	28-58
Feb. 16, 1929	A	L	33-47
Jan. 15, 1932	A	L	19-32
Jan. 16, 1932	A	L	11-26
Feb. 26, 1934	SEC	L	25-41
Feb. 7, 1935	A	L	25-27
Dec. 14, 1939	H	L	45-48
Dec. 15, 1939	H	L	38-47
Dec. 16, 1940	A	W	36-28
Dec. 17, 1940	A	L	22-28
Dec. 15, 1941	H	L	30-37
Dec. 16, 1941	H	L	28-33
Dec. 11, 1942	A	L	30-39
Dec. 12, 1942	A	L	26-32
Dec. 15, 1946	A	L	18-45
Jan. 7, 1950	H	L	48-51
Jan. 20, 1951	H	W	59-55
Feb. 24, 1951	A	L	61-79
Jan. 5, 1952	H	W	55-53
Feb. 4, 1952	A	L	59-67
Jan. 5, 1953	H	W	69-64
Feb. 6, 1953	A	W	61-60
Feb. 1, 1954	H	L	71-80
Feb. 15, 1954	A	L	58-85
Jan. 31, 1955	A	W	76-74
Feb. 14, 1955	H	L	80-89
Feb. 13, 1956	A	L	74-108
March 5, 1956	H	L	75-82
Jan. 26, 1957	A	W	93-71
Feb. 11, 1957	H	L	65-66
Jan. 13, 1958	H	W	66-62
Feb. 10, 1958	A	L	55-62
Jan. 12, 1959	H	L	77-82
Feb. 7, 1959	A	L	59-67
Jan. 11, 1960	H	W	89-76
Feb. 6, 1960	A	L	56-67
Jan. 30, 1961	H	W	52-50
Feb. 11, 1961	A	L	56-64
Jan. 15, 1962	H	W	74-53
Feb. 10, 1962	A	W	69-62
Jan. 14, 1963	H	W	69-67
Feb. 9, 1963	A	L	74-75
Jan. 27, 1964	H	W	86-60
Feb. 8, 1964	A	W	97-91
Jan. 25, 1965	A	W	67-51
Jan. 3, 1966	H	W	56-53
Jan. 28, 1967	A	W	86-74
Feb. 6, 1967	H	W	82-50
Jan. 27, 1968	H	W	88-75
Feb. 5, 1968	A	W	64-59
Dec. 16, 1968	A	W	56-45
March 8, 1969	H	W	73-60
Jan. 7, 1970	H	W	79-70
March 7, 1970	A	L	78-89
Jan. 6, 1971	A	L	63-70
March 6, 1971	H	W	79-66
Jan. 3, 1972	H	W	79-77
March 11, 1972	A	L	82-86
Jan. 3, 1973	A	L	56-69
Jan. 24, 1973	H	L	74-82
Jan. 28, 1974	A	L	79-98
March 2, 1974	H	W	64-61
Jan. 27, 1975	H	L	67-73
March 1, 1975	A	L	75-100
Jan. 12, 1976	H	W	71-70
Feb. 9, 1976	A	L	73-79
Jan. 5, 1977	H	L	71-83
March 7, 1977	A	L	70-83
Jan. 30, 1978	H	W	84-73
Feb. 27, 1978	A	L	70-81

Jan. 22, 1979	H	L	66-77
Feb. 19, 1979	A	L	76-90
Feb. 28, 1979	N	L	64-81
Jan. 19, 1980	H	L	73-84
Feb. 16, 1980	A	L	62-80
Jan. 24, 1981	H	W	97-91
Feb. 21, 1981	A	L	43-62
Jan. 23, 1982	A	L	71-82
Feb. 20, 1982	H	L	69-70
Jan. 3, 1983	H	W	89-85
March 3, 1983	A	L	99-106
Jan. 2, 1984	A	L	61-63
March 1, 1984	H	W	81-62
Jan. 26, 1985	H	W	86-77
March 26, 1985	A	L	66-81
Jan. 25, 1986	A	L	64-67
Feb. 26, 1986	H	W	77-65
Jan. 28, 1987	H	W	90-80
Feb. 28, 1987	A	L	85-86
Feb. 3, 1988	A	W	74-64
March 5, 1988	H	W	52-45
Feb. 1, 1989	H	W	85-76
March 4, 1989	A	L	63-83
March 12, 1989	SEC	L	60-72
Jan. 30, 1990	A	L	44-57
March 3, 1990	H	L	54-63
Jan. 9, 1991	A	L	64-72
Feb. 9, 1991	H	L	80-88
March 8, 1991	SEC	L	65-71
Feb. 1, 1992	A	L	56-68
March 13, 1992	SEC	L	60-62
Feb. 3, 1993	H	W	69-59
Jan. 22, 1994	A	L	61-69
March 12, 1994	SEC	W	68-52
Feb. 25, 1995	H	L	66-69
Jan. 31, 1996	A	L	65-68
Jan. 18, 1997	H	W	85-66
March 6, 1997	SEC	L	66-80
Feb. 14, 1998	A	L	66-80
Jan. 27, 1999	H	W	72-68
Jan. 22, 2000	A	W	77-73
Feb. 24, 2001	H	W	89-68
March 9, 2001	SEC	W	69-61
Feb. 23, 2002	A	L	74-75
Feb. 8, 2003	H	W	75-56
Jan. 27, 2004	A	W	88-78
March 12, 2004	SEC	W	75-73
Feb. 5, 2005	H	W	85-54
March 12, 2005	SEC	W	68-62
Feb. 26, 2006	A	L	77-82
Feb. 14, 2007	H	W	76-67
Jan. 8, 2008	A	W	90-83
March 13, 2008	SEC	L	69-80
Feb. 18, 2009	H	W	83-74
Feb. 4, 2010	A	W	66-65
March 1, 2011	H	W	78-51
Feb. 14, 2012	A	W	61-52
March 9, 2012	SEC	W	66-63
March 2, 2013	H	W	64-52
March 16, 2013	SEC	W	61-51
Jan. 23, 2014	A	W	68-62
Feb. 8, 2014	H	W	78-69
Jan. 27, 2015	A	W	52-50
March 12, 2015	SEC	W	69-61
Feb. 13, 2016	H	L	55-61

Alabama State (2-0)

Nov. 28, 2005	H	W	87-60
Nov. 11, 2012	H	W	84-35

Alaska-Anchorage (3-0)

Nov. 27, 1982	A	W	72-52
Nov. 26, 1988	A	W	83-72
Dec. 8, 1990	N	W	92-81

Albany (2-0)

Nov. 10, 2005	H	W	83-64
March 20, 2014	N	W	67-55

Albany YMCA (3-2)

Dec. 26, 1922	A	L	17-27
1923-24	A	L	13-66
Feb. 17, 1929	A	W	50-45
Feb. 16, 1933	A	W	56-40
Feb. 2, 1938	A	W	34-27

American University (3-0)

Dec. 23, 2000	H	W	76-33
Dec. 28, 2009	H	W	76-60
Dec. 5, 2010	N	W	67-48

Arizona (2-2)

Nov. 9, 2001	N	L	71-75
Nov. 28, 2003	N	W	78-77
Dec. 7, 2011	H	W	78-72
Dec. 15, 2012	A	L	64-65

Arizona State (2-0)

Dec. 29, 1984	N	W	87-73
March 25, 2008	A	W	70-57

Arkansas (20-11)

Jan. 22, 1992	A	L	62-75
Feb. 6, 1993	H	L	66-74
Feb. 12, 1994	A	L	87-99
Feb. 28, 1995	H	L	85-94
Jan. 3, 1996	A	L	60-75
Jan. 5, 1997	H	W	75-62
Jan. 14, 1998	A	L	84-89
Feb. 16, 1999	H	W	74-61
March 5, 1999	SEC	L	74-75
Feb. 15, 2000	A	W	80-71
Feb. 10, 2001	H	W	73-63
Jan. 26, 2002	A	L	92-94
Feb. 1, 2003	H	W	77-66
Feb. 28, 2004	A	W	73-68
Jan. 8, 2005	H	W	82-74
Feb. 18, 2006	A	L	81-85
March 10, 2006	SEC	W	74-71
Jan. 9, 2007	H	W	79-72
March 11, 2007	N	W	77-56
Feb. 2, 2008	A	L	61-80
Jan. 17, 2009	H	W	80-65
March 12, 2009	SEC	W	73-58
Jan. 21, 2010	A	W	71-66
Jan. 22, 2011	H	W	75-43
Feb. 18, 2012	A	W	98-68
Feb. 5, 2013	A	L	69-80
Feb. 23, 2013	H	W	71-54
Jan. 11, 2014	A	W	84-82
Jan. 31, 2015	H	W	57-56
Feb. 3, 2016	H	W	87-83
March 10, 2016	SEC	W	68-61

Arkansas-Little Rock (1-0)

Nov. 16, 2014	H	W	86-56
---------------	---	---	-------

Army (1-0)

Dec. 18, 1972	MSG	W	80-71
---------------	-----	---	-------

Atwater Kent (2-0)

Jan. 3, 1931	A	W	38-26
Jan. 6, 1931	H	W	34-16

Auburn (77-87)

Jan. 15, 1927	A	L	34-51
Feb. 9, 1927	H	L	28-40
Jan. 13, 1928	H	L	23-39
Jan. 14, 1928	H	L	33-43
Feb. 21, 1928	A	L	28-50
Feb. 22, 1928	A	L	29-38
Jan. 25, 1929	H	W	44-34
Jan. 26, 1929	H	L	32-39
Feb. 18, 1929	A	W	46-29
Feb. 19, 1929	A	L	26-51
Jan. 22, 1932	H	L	26-43

Jan. 23, 1932	H	L	21-28
Feb. 17, 1933	A	L	30-32
Feb. 18, 1933	A	L	11-16
Feb. 16, 1934	H	W	39-21
Feb. 17, 1934	H	L	21-23
Feb. 8, 1935	A	W	35-25
Feb. 9, 1935	A	L	34-39
Feb. 21, 1936	H	L	16-32
Feb. 22, 1936	H	W	20-13
Feb. 12, 1937	A	L	34-35
Feb. 13, 1937	A	L	40-51
Feb. 25, 1938	H	W	43-34
Feb. 26, 1938	H	W	51-35
Feb. 24, 1939	A	L	38-40
Feb. 25, 1939	A	W	31-25
Feb. 24, 1940	A	W	42-37
Feb. 19, 1942	A	L	23-47
Feb. 20, 1942	A	L	36-38
Feb. 12, 1945	A	W	58-33
Feb. 13, 1945	A	L	40-42
Feb. 19, 1945	H	L	41-43
Feb. 20, 1945	H	W	62-48
Jan. 29, 1946	A	L	36-49
Jan. 30, 1946	A	L	40-51
Feb. 8, 1946	H	L	53-60

ALL-TIME SERIES SCORES

Jan. 8, 1972	A	L	74-79
Feb. 12, 1972	H	L	100-103
Jan. 6, 1973	H	W	65-55
Feb. 10, 1973	A	W	76-74 OT
Jan. 14, 1974	A	W	92-81
Feb. 16, 1974	H	W	85-77
Jan. 13, 1975	H	L	68-84
Feb. 15, 1975	A	L	75-76
Jan. 31, 1976	H	L	86-92
Feb. 28, 1976	A	L	80-89
Jan. 22, 1977	A	W	77-73
Feb. 19, 1977	H	W	79-68
Jan. 14, 1978	H	L	72-81
Feb. 11, 1978	A	L	84-92
Jan. 6, 1979	A	L	86-91
Feb. 3, 1979	H	L	92-93 OT
Jan. 5, 1980	H	W	70-60
Feb. 2, 1980	A	L	62-82
Jan. 10, 1981	H	W	63-59
Feb. 7, 1981	A	W	55-50
March 4, 1981	SEC	W	50-48 OT
Jan. 9, 1982	A	L	60-80
Feb. 6, 1982	H	W	69-66
Jan. 8, 1983	H	W	92-75
Feb. 5, 1983	A	L	54-62
Jan. 7, 1984	A	L	66-82
Feb. 5, 1984	H	L	64-67
Jan. 5, 1985	A	L	70-84
Feb. 6, 1985	H	L	78-81 OT
March 8, 1985	SEC	L	42-43
Jan. 4, 1986	H	W	62-59
Feb. 6, 1986	A	L	65-67
Jan. 31, 1987	A	L	68-81
Feb. 9, 1987	H	L	70-84
Jan. 6, 1988	A	L	67-72
Feb. 6, 1988	H	L	57-58
Jan. 14, 1989	A	W	79-75
Feb. 15, 1989	H	W	90-79
Jan. 13, 1990	H	W	84-62
Feb. 14, 1990	A	L	55-75
Jan. 5, 1991	H	W	84-82
Feb. 6, 1991	A	W	87-84 OT
Feb. 19, 1992	H	W	92-81
Jan. 6, 1993	A	W	76-73
Feb. 2, 1994	H	W	68-67
Jan. 25, 1995	A	L	71-77
Feb. 10, 1996	H	L	70-73
Jan. 11, 1997	A	L	65-79
Feb. 11, 1998	H	W	81-64
March 5, 1998	SEC	W	68-64
Jan. 16, 1999	A	L	69-88
Feb. 27, 2000	H	W	88-59
March 10, 2000	N	L	70-78
Jan. 24, 2001	A	W	65-63
Feb. 20, 2002	H	W	89-61
March 7, 2002	SEC	W	81-63
March 1, 2003	A	W	73-70
Jan. 24, 2004	H	W	68-52
Jan. 12, 2005	A	W	84-78 OT
Jan. 14, 2006	H	W	69-57
Jan. 27, 2007	A	W	91-66
Jan. 12, 2008	H	W	72-56
Jan. 14, 2009	A	W	68-65
March 13, 2009	SEC	L	58-61
Feb. 18, 2010	H	W	78-70
March 11, 2010	SEC	W	78-69
Jan. 20, 2011	A	W	45-40
Feb. 21, 2012	H	W	63-47
Feb. 16, 2013	A	W	83-52
Jan. 18, 2014	A	W	68-61
Feb. 19, 2014	H	W	71-66
Jan. 15, 2015	H	W	75-55
Jan. 23, 2016	H	W	95-63

Augusta College (1-0)

Dec. 15, 1990 H W 82-43

Austin Peay (1-0)

Dec. 29, 1992 N W 86-62

Banana River NAS (2-0)

Dec. 19, 1946 A W 54-44
Feb. 11, 1947 H W 58-37

Baylor (0-1)

Dec. 30, 1981 N L 71-72

Belmont (1-0)

Dec. 30, 2001 H W 107-55

Bethune-Cookman (6-0)

Nov. 25, 1996 H W 68-59
Nov. 23, 1998 H W 91-61
Dec. 11, 1999 H W 93-77
Dec. 19, 2000 H W 106-64
Dec. 28, 2002 H W 99-64
Dec. 9, 2005 H W 88-58

Biscayne/St. Thomas (6-0)

Dec. 4, 1979 H W 93-88
Nov. 29, 1980 N W 90-71
Nov. 28, 1981 H W 91-80
Dec. 21, 1982 H W 92-72
Dec. 20, 1983 H W 74-51
Dec. 20, 1984 A W 120-66

Boston College (2-0)

March 27, 1994 N W 74-66
Nov. 29, 1994 N W 91-65

Bradley (1-0)

Nov. 16, 2008 H W 81-58

Brigham Young (1-3)

Dec. 29, 1959 N L 65-74
Dec. 30, 1991 N L 73-79
March 18, 2010 N L 92-99 2OT
March 24, 2011 N W 83-74 OT

Brown (1-0)

Dec. 3, 1977 N W 92-76

Bucknell (1-0)

Dec. 31, 1968 H W 74-70

Butler (2-1)

March 17, 2000 N W 69-68 OT
March 23, 2007 N W 65-57
March 26, 2011 N L 71-74 OT

California (0-2)

Dec. 27, 1986 N L 80-83
Nov. 25, 1988 N L 58-73

Camp Benning (1-1)

Feb. 15, 1921 A W 31-28
Jan. 27, 1922 A L 13-45

Camp Blanding (2-3)

Jan. 11, 1945 H L 44-46
Jan. 31, 1945 A W 39-36
Feb. 2, 1945 A L 36-50
Jan. 9, 1946 A L 44-49
Jan. 14, 1946 H W 64-40

Camp Blanding 120th Inf. (1-0)

Jan. 22, 1943 A W 53-27

Catholic Club (1-0)

1919-20 A W 28-16

Cedar Key AAF (1-0)

Dec. 13, 1944 H W 77-24

Central Missouri St. (1-0)

Dec. 17, 1973 H W 109-72

Charleston Southern (5-0)

Dec. 4, 1991 H W 57-52
Nov. 24, 1995 H W 83-65
Dec. 5, 1998 H W 80-67
Dec. 23, 2002 H W 74-62
Dec. 19, 2007 H W 89-64

Charlotte (3-2)

Dec. 7, 1974 H W 89-78
Dec. 6, 1975 A L 64-73
Dec. 7, 1990 N L 92-94
Dec. 20, 1992 N W 70-69
Dec. 15, 2001 N W 73-52

Chicago State (1-0)

Feb. 29, 1972 H W 120-69

Cincinnati YMCA (0-6)

Feb. 4, 1926 H L 26-42
1926-27 A L 26-60
Feb. 8, 1927 H L 23-41
Feb. 3, 1928 H L 26-27
Jan. 21, 1929 A L 35-44
Jan. 28, 1930 H L 26-33

The Citadel (1-0)

Jan. 28, 1963 H W 83-75

Clemson (9-9)

Feb. 16, 1927 A L 17-33
Feb. 8, 1928 A L 29-32
Feb. 9, 1928 A L 25-26
Jan. 11, 1929 H L 23-36
Jan. 12, 1929 H L 21-31
Feb. 12, 1930 A L 28-33
Feb. 13, 1930 A L 20-47
Feb. 5, 1932 H W 36-25
Feb. 6, 1932 H W 36-33
Jan. 13, 1933 A W 34-28
Jan. 14, 1933 A W 37-33
Feb. 9, 1934 A W 36-31
Feb. 10, 1934 A L 26-31
Jan. 4, 1937 H W 52-36
Jan. 5, 1937 H L 30-31
Dec. 27, 1951 N W 73-62
Dec. 28, 1956 N W 105-71
Dec. 30, 1957 N W 76-64

Coastal Carolina (3-0)

Nov. 29, 1997 H W 62-44
Nov. 30, 1998 H W 110-68
Nov. 24, 2002 H W 88-45

Cohen Brothers (2-0)

Jan. 21, 1930 A W 38-26
Feb. 20, 1930 H W 49-26

Colorado State (0-1)

March 17, 1989 N L 46-68

Columbia College (2-0)

Jan. 25, 1916 A W 18-5
Feb. 5, 1916 A W 36-25

Columbia University (1-0)

Dec. 28, 1971 N W 87-47

Connecticut (1-3)

March 25, 1994 N W 69-60 OT
Dec. 2, 2013 A L 64-65
April 5, 2014 N L 53-63
Jan. 3, 2015 H L 59-63

Coral Gables (0-3)

1924-25 A L 23-37
1924-25 A L 16-36
1924-25 H L 29-39

Creighton (1-2)

Nov. 29, 1996 N L 73-74
March 15, 2002 N L 82-83 2OT
March 21, 2008 H W 82-54

Davis-Elkins (0-2)

1926-27 A L 23-60
Feb. 4, 1928 H L 25-57

Davidson (0-2)

Feb. 10, 1921 A L 26-45
1923-24 A L 22-24

Dayton (1-0)

March 29, 2014 N W 62-52

Daytona Beach All-Stars (1-0)

Jan. 9, 1947 A W 45-31

Delaware (0-1)

Dec. 1, 1996 N L 78-88

Denison (0-1)

1926-27 A L 17-30

DePaul (2-1)

Dec. 29, 1965 N W 72-64
Jan. 26, 2000 N L 69-71
Dec. 2, 2000 H W 83-76

Duke (4-12)

*Feb. 8, 1921 A L 21-49
*Feb. 20, 1922 H W 33-26 OT
Feb. 26, 1932 SC L 22-33
Dec. 18, 1934 H L 27-55
Dec. 19, 1934 H W 40-21
Feb. 14, 1936 A L 31-42
Dec. 16, 1937 H L 25-33
Dec. 17, 1937 H L 33-37
Dec. 17, 1946 A L 37-44
Dec. 21, 1960 A L 64-83
Dec. 1, 1961 A L 58-80
Dec. 27, 1973 N W 77-60
Dec. 29, 1987 N L 70-93
April 2, 1994 N L 65-70
Dec. 9, 1998 A L 86-116
March 24, 2000 N W 87-78

*Formerly known as Trinity

Duquesne (2-0)

Dec. 7, 1996 A W 95-85
Dec. 3, 1997 H W 99-66

East Tennessee State (4-0)

Dec. 2, 1969 N W 68-49
Dec. 2, 1975 H W 74-61
Dec. 4, 1976 A W 62-59
Dec. 30, 1980 H W 72-52

Eastern Illinois (1-0)

Nov. 21, 2002 H W 99-65

Eastern Kentucky (2-0)

Dec. 27, 2003 H W 109-63
Dec. 22, 2004 H W 98-49

Erskine (1-0)

Dec. 1, 1958 H W 107-61

ALL-TIME SERIES SCORES

Evansville (1-1)

Dec. 30, 1955	N	L	69-85
Dec. 30, 1993	N	W	66-63

Fairfield (1-0)

Dec. 15, 1978	N	W	109-99 3OT
---------------	---	---	------------

Field Artillery 197th (1-0)

Feb. 11, 1943	A	W	66-28
---------------	---	---	-------

Florida A&M (11-0)

Nov. 23, 1991	H	W	76-66
Dec. 4, 1999	H	W	96-44
Dec. 10, 2000	H	W	125-50
Dec. 30, 2002	H	W	91-58
Dec. 2, 2003	H	W	102-78
Nov. 30, 2004	H	W	88-51
Dec. 30, 2005	H	W	84-47
Dec. 17, 2006	N	W	72-57
Dec. 5, 2007	H	W	91-52
Dec. 2, 2008	H	W	73-58
Dec. 1, 2009	H	W	80-59

Florida Atlantic (3-0)

Nov. 27, 2000	H	W	100-42
Nov. 23, 2004	H	W	90-45
Nov. 23, 2010	H	W	79-66

Florida Gulf Coast (3-0)

Dec. 10, 2008	H	W	94-60
March 29, 2013	N	W	62-50
Nov. 27, 2015	H	W	70-50

Florida International (2-0)

Dec. 21, 1991	A	W	69-44
Nov. 26, 1994	H	W	86-66

Florida Southern (27-6)

1923-24	H	W	27-15
1923-24	H	W	26-22
1923-24	A	W	23-21
1923-24	A	L	23-29
1924-25	H	W	32-21
Jan. 17, 1928	A	L	24-26
Feb. 14, 1928	A	W	32-22
Jan. 16, 1929	H	W	28-26
Jan. 18, 1930	A	W	44-31
Feb. 21, 1930	H	W	54-30
Jan. 6, 1939	H	W	62-26
Feb. 9, 1939	A	W	38-24
Dec. 8, 1939	H	W	60-33
Jan. 6, 1940	A	W	77-29
Dec. 12, 1940	A	W	43-19
Jan. 31, 1941	A	W	47-31
Dec. 12, 1941	H	W	51-36
Feb. 3, 1942	A	W	50-22
Dec. 8, 1946	H	W	47-24
Feb. 21, 1947	A	W	63-38
Jan. 10, 1948	A	W	74-49
Feb. 10, 1948	H	W	87-43
Dec. 4, 1948	A	W	83-61
Jan. 12, 1949	H	L	50-51
Dec. 1, 1949	A	W	49-37
Feb. 7, 1950	H	L	62-67
Dec. 6, 1950	H	W	71-51
Feb. 3, 1951	A	L	58-69
Dec. 15, 1951	H	W	79-51
Dec. 10, 1952	H	W	74-56
Dec. 7, 1959	H	W	88-70
Dec. 20, 1979	A	L	75-98
Dec. 8, 1980	N	W	72-62

Florida State (43-24)

Dec. 29, 1951	GB	W	61-51
Dec. 28, 1954	GB	W	82-79
Dec. 10, 1956	H	W	67-65
Dec. 11, 1957	A	W	71-70

Dec. 13, 1958	A	L	60-82
Dec. 5, 1959	H	W	81-71
Dec. 14, 1960	A	W	74-67
Feb. 22, 1961	H	W	75-74
Dec. 7, 1961	H	L	71-85
Feb. 21, 1962	A	L	56-79
Dec. 6, 1962	A	W	80-59
Jan. 23, 1963	H	W	90-86
Dec. 3, 1963	A	W	78-55
Jan. 22, 1964	H	W	52-50
Dec. 9, 1964	A	L	50-51
Feb. 23, 1965	H	W	77-65
Dec. 8, 1965	H	W	75-62
Jan. 18, 1966	A	W	74-65
Dec. 7, 1966	H	W	50-30
Feb. 22, 1967	A	W	90-75
Dec. 7, 1967	A	W	95-87
Feb. 21, 1968	H	W	89-62
Dec. 30, 1969	GB	L	63-88
Dec. 9, 1978	H	L	61-68
Dec. 8, 1979	N	L	70-87
Dec. 13, 1980	A	W	81-74 2OT
Jan. 26, 1981	H	L	71-82
Dec. 12, 1981	N	W	81-65
Jan. 11, 1982	A	L	67-82
Dec. 19, 1982	A	W	84-63
Dec. 2, 1983	H	L	60-67
Dec. 23, 1983	A	L	64-87
Nov. 30, 1984	A	W	68-65
Feb. 4, 1985	H	W	86-79
Nov. 29, 1985	H	W	85-66
Nov. 28, 1986	A	L	76-80
Dec. 12, 1987	H	W	71-48
Dec. 3, 1988	A	L	86-104
Dec. 1, 1989	H	W	82-69
Nov. 30, 1990	A	W	85-68
Jan. 27, 1992	H	L	67-68
Jan. 2, 1993	A	W	89-86
Dec. 18, 1993	N	L	59-69
Feb. 21, 1994	H	W	72-61
Dec. 17, 1994	N	W	71-65 2OT
Feb. 20, 1995	A	W	75-62
Dec. 16, 1995	N	L	52-74
Dec. 21, 1996	N	L	65-79
Dec. 14, 1997	N	L	81-83
Nov. 20, 1998	A	W	82-66
Nov. 19, 1999	H	W	96-61
Nov. 17, 2000	A	W	85-70
Nov. 16, 2001	H	W	68-47
Dec. 6, 2002	A	W	58-57
Jan. 3, 2004	H	W	87-73
Jan. 2, 2005	A	L	69-82
Nov. 25, 2005	H	W	74-66
Dec. 3, 2006	A	L	66-70
Nov. 23, 2007	H	L	51-65
Dec. 7, 2008	A	L	55-57
Jan. 31, 2009	H	W	68-52
Nov. 28, 2010	A	W	55-51
Dec. 22, 2011	H	W	82-64
Dec. 5, 2012	A	W	72-47
Nov. 29, 2013	H	W	67-66
Dec. 30, 2014	A	L	63-65
Dec. 29, 2015	H	L	71-73

Fordham (1-2)

Dec. 23, 1970	H	L	65-72
Dec. 9, 1972	A	L	69-78
Dec. 29, 1988	N	W	59-52

Ft. Benning (0-2)

1924-25	A	L	27-43
Jan. 16, 1927	A	L	18-51

Ft. Benning Parachute (0-1)

Feb. 13, 1943	A	L	31-33
---------------	---	---	-------

Ft. McPherson (1-0)

Jan. 22, 1926	H	W	34-22
---------------	---	---	-------

Fresno State (1-0)

Dec. 21, 2013	N	W	66-49
---------------	---	---	-------

Furman (3-4)

Feb. 12, 1921	A	W	37-25
Feb. 19, 1927	A	L	21-56
Feb. 10, 1928	A	L	21-44
Feb. 9, 1931	A	L	21-51
Jan. 18, 1969	H	W	110-65
Dec. 17, 1974	A	L	65-86
Nov. 29, 1975	H	W	87-69

George Mason (1-0)

April 1, 2006	N	W	73-58
---------------	---	---	-------

Georgetown (2-3)

Feb. 10, 1990	A	L	40-56
March 11, 1998	H	L	69-71
Nov. 24, 1999	N	W	72-62
March 24, 2006	N	W	57-53
Nov. 26, 2014	N	L	65-66

George Washington (2-2)

Dec. 30, 1939	A	L	36-49
Dec. 22, 1977	N	W	70-63
Dec. 2, 1995	N	W	75-66
March 23, 2016	A	L	77-82

Georgia (1111-100)

1923-24	A	L	24-45
Feb. 10, 1926	A	L	27-55
1926-27	A	W	33-32
Jan. 6, 1928	H	L	35-37
Jan. 7, 1928	H	L	30-40
Jan. 4, 1929	A	L	32-48
Jan. 5, 1929	A	L	26-45
Jan. 11, 1930	H	L	34-35 OT
Jan. 9, 1931	H	L	29-32
Jan. 10, 1931	H	L	29-49
Feb. 6, 1931	A	L	23-38
Feb. 7, 1931	A	L	32-33
Feb. 12, 1932	H	L	33-38
Feb. 13, 1932	H	W	47-27
Feb. 18, 1932	A	L	20-36
Feb. 19, 1932	A	L	20-39
Jan. 11, 1933	A	L	34-37
Jan. 12, 1933	A	W	33-32
Jan. 20, 1933	H	W	25-22
Jan. 21, 1933	H	W	40-39
Jan. 10, 1934	A	W	46-20
Jan. 11, 1934	A	L	24-32
Feb. 2, 1934	H	W	37-35
Feb. 3, 1934	H	W	47-27
Jan. 10, 1935	A	W	29-27
Jan. 11, 1935	A	L	30-34
Feb. 15, 1935	H	W	29-25
Feb. 16, 1935	H	W	47-45
Jan. 17, 1936	H	L	28-37
Jan. 18, 1936	H	L	32-43
Feb. 7, 1936	A	L	32-40
Feb. 8, 1936	A	L	22-27
Jan. 15, 1937	H	L	30-31
Jan. 16, 1937	H	W	36-18
Feb. 5, 1937	A	L	19-36
Feb. 6, 1937	A	L	27-28
Jan. 14, 1938	H	L	31-34
Jan. 15, 1938	H	W	38-32
Feb. 4, 1938	A	W	41-35
Feb. 5, 1938	A	L	27-28
Jan. 13, 1939	H	W	26-15
Jan. 14, 1939	H	L	18-35
Feb. 14, 1939	A	L	32-42
Feb. 15, 1939	A	L	18-43
Jan. 12, 1940	H	W	45-36
Jan. 13, 1940	H	W	36-25
Feb. 12, 1940	A	L	37-46
Feb. 13, 1940	A	L	35-54
Jan. 10, 1941	H	W	39-34

Jan. 11, 1941	H	W	44-42
Feb. 10, 1941	A	L	40-46
Feb. 11, 1941	H	W	46-44
Jan. 9, 1942	H	L	33-42
Jan. 10, 1942	H	W	29-28
Feb. 9, 1942	A	L	26-27
Feb. 10, 1942	A	L	27-39
Jan. 13, 1945	H	W	46-28
Feb. 17, 1945	A	W	52-36
Feb. 2, 1946	A	W	67-56
Feb. 18, 1946	H	L	41-44
Jan. 11, 1947	H	W	50-47
Feb. 14, 1947	A	L	43-59
Jan. 23, 1948	H	L	52-55
Jan. 24, 1948	H	W	46-38
Feb. 14, 1948	A	L	44-56
Jan. 21, 1949	H	L	48-59
Feb. 11, 1949	A	L	39-49
Feb. 12, 1949	A	W	55-49
Jan. 20, 1950	H	W	54-49
Jan. 21, 1950	H	L	48-57
Feb. 11, 1950	A	L	52-77
Jan. 12, 1951	A	L	48-64
Feb. 10, 1951	H	L	58-75
Dec. 28, 1951	GB	W	62-47
Jan. 16, 1952	A	W	74-55
Feb. 12, 1952	H	W	74-60
Feb. 16, 1953			

ALL-TIME SERIES SCORES

Feb. 16, 1976	H	W	98-84
Jan. 8, 1977	A	W	101-76
Feb. 5, 1977	H	W	84-71
Jan. 4, 1978	A	L	54-57
March 6, 1978	H	W	86-68
Feb. 7, 1979	A	L	64-76
Feb. 24, 1979	H	L	62-63 OT
Jan. 2, 1980	H	W	67-62
Jan. 30, 1980	A	L	48-76
Jan. 7, 1981	H	L	64-87
Feb. 4, 1981	A	L	74-90
Jan. 6, 1982	H	L	67-73
Feb. 3, 1982	A	L	73-87
Jan. 25, 1983	H	L	79-83
Feb. 21, 1983	A	L	65-80
Jan. 24, 1984	A	W	77-69
Feb. 20, 1984	H	W	70-64
Jan. 16, 1985	H	L	60-71
Feb. 16, 1985	A	L	56-80
Jan. 15, 1986	A	L	69-89
Feb. 15, 1986	H	W	71-70
Jan. 3, 1987	A	W	87-80
Feb. 4, 1987	H	W	66-52
Jan. 9, 1988	H	W	87-70
Feb. 10, 1988	A	L	65-71
March 12, 1988	SEC	L	70-72
Jan. 7, 1989	A	W	80-66
Feb. 8, 1989	H	W	65-60
March 10, 1989	SEC	W	62-61
Jan. 6, 1990	H	W	97-69
Feb. 6, 1990	A	L	65-70
Jan. 12, 1991	A	L	54-79
Feb. 12, 1991	H	W	90-75
Jan. 15, 1992	A	L	63-71
Feb. 29, 1992	H	L	60-69
Jan. 13, 1993	A	W	81-77 OT
Feb. 9, 1993	H	W	82-79
Jan. 26, 1994	A	W	100-78
Feb. 16, 1994	H	W	91-79
Feb. 7, 1995	A	W	82-66
Feb. 22, 1995	H	L	85-101
Jan. 17, 1996	A	L	46-71
Feb. 28, 1996	H	L	70-86
Jan. 22, 1997	A	L	70-77 OT
Feb. 26, 1997	H	L	76-88
Jan. 10, 1998	H	W	82-77
Feb. 7, 1998	A	L	77-87
Jan. 10, 1999	H	W	72-62
Feb. 13, 1999	A	W	75-64
Feb. 5, 2000	H	W	85-66
Feb. 23, 2000	A	W	90-68
Jan. 17, 2000	H	L	72-75
Feb. 3, 2001	A	W	82-71
Jan. 19, 2002*	H	L	79-84
Feb. 12, 2002	A	W	85-70
Jan. 11, 2003	H	W	66-63
March 4, 2003*	A	L	81-82
Feb. 17, 2004	A	L	62-76
March 3, 2004	H	W	63-55
Jan. 25, 2005	H	W	70-47
March 2, 2005	A	W	50-38
Jan. 7, 2006	A	W	90-72
March 1, 2006	H	W	77-66
Jan. 6, 2007	H	W	67-51
Feb. 7, 2007	A	W	71-61
March 9, 2007	SEC	W	74-57
Feb. 9, 2008	H	W	77-67
Feb. 27, 2008	A	W	77-64
Jan. 28, 2009	H	W	83-57
Feb. 14, 2009	A	L	86-88
Jan. 27, 2010	H	W	87-71
Feb. 27, 2010	A	L	76-78
Jan. 25, 2011	A	W	104-91 2OT
Feb. 24, 2011	H	W	71-62
Jan. 10, 2012	H	W	70-48
Feb. 25, 2012	A	L	62-76
Jan. 9, 2013	H	W	77-44
Jan. 23, 2013	A	W	64-47
Jan. 14, 2014	H	W	72-50
Jan. 17, 2015	A	L	61-73

Jan. 2, 2016	H	W	77-63
Feb. 16, 2016	A	W	57-53

*Games vacated by Georgia

Georgia Southern (6-2)

*Feb. 4, 1937	A	L	35-39
*Dec. 30, 1952	N	W	73-61
*Dec. 28, 1953	N	L	86-99
Nov. 16, 1998	H	W	76-62
Dec. 19, 2004	H	W	100-68
Dec. 15, 2007	N	W	52-49
Dec. 22, 2008	H	W	88-81
Nov. 18, 2009	H	W	69-49

*Formerly known as Georgia State Teachers

Georgia Tech (20-26)

Feb. 3, 1923	A	L	20-52
Jan. 7, 1929	A	L	19-36
Jan. 8, 1929	A	L	26-33
Jan. 13, 1931	H	W	39-31
Jan. 20, 1931	A	L	23-32
Feb. 27, 1931	SC	W	53-48
Jan. 9, 1932	A	L	32-41
Feb. 20, 1932	A	L	23-38
Jan. 4, 1936	N	W	36-25
Feb. 17, 1936	A	L	22-39
Jan. 13, 1937	H	L	25-35
Feb. 15, 1937	A	L	37-43
Feb. 17, 1938	A	L	40-54
Feb. 4, 1939	H	W	33-29
Jan. 15, 1940	A	W	45-40
Feb. 1, 1946	A	L	53-64
Feb. 23, 1946	H	L	50-58
Feb. 13, 1948	H	L	42-65
Feb. 28, 1948	A	L	55-63
Feb. 10, 1949	A	L	49-57
Feb. 26, 1949	H	L	56-66
Feb. 10, 1950	A	L	38-69
Feb. 25, 1950	H	W	59-41
Jan. 13, 1951	A	W	56-54
Feb. 16, 1952	H	W	81-73
Dec. 29, 1952	N	W	68-60
Feb. 14, 1953	A	W	76-65
Dec. 30, 1953	N	W	63-59
March 1, 1954	H	W	77-59
Feb. 28, 1955	A	L	68-88
Feb. 27, 1956	H	W	66-48
Feb. 25, 1957	A	L	57-64
Feb. 24, 1958	H	L	61-62
Feb. 23, 1959	A	L	72-76
Feb. 22, 1960	H	L	55-69 OT
Feb. 27, 1961	A	L	50-52
Feb. 26, 1962	H	W	82-75 OT
Dec. 28, 1962	N	L	61-63
Feb. 25, 1963	A	L	69-89
Feb. 24, 1964	H	W	92-73
Dec. 28, 1970	N	L	58-69
Dec. 16, 1972	H	W	78-69
Feb. 5, 1973	A	W	87-85 OT
Jan. 2, 1974	A	W	70-68
Jan. 2, 1975	H	W	90-69
Nov. 23, 1987	H	W	80-69

Gonzaga (1-1)

March 18, 1999	N	L	72-73
Dec. 16, 2000	N	W	85-71

Goodyear Tire (0-1)

1926-27	A	L	30-50
---------	---	---	-------

Green Cove (0-2)

Feb. 5, 1946	H	L	39-65
Feb. 12, 1946	A	L	38-53

Harvard (1-0)

Dec. 23, 1969	H	W	95-75
---------------	---	---	-------

Havana (1-1)

Feb. 16, 1926	H	L	16-37
Jan. 17, 1938	H	W	45-25

Hawaii (1-0)

Dec. 29, 1986	A	W	115-83
---------------	---	---	--------

High Point (3-0)

Dec. 19, 1999	H	W	109-60
Dec. 18, 2001	H	W	103-49
Jan. 2, 2008	H	W	88-70

Hofstra (1-1)

Dec. 13, 1977	H	W	97-95
Dec. 19, 1978	A	L	67-68

Holy Cross (1-0)

Dec. 30, 1976	N	W	101-85
---------------	---	---	--------

House of David (1-0)

Jan. 15, 1934	H	W	50-23
---------------	---	---	-------

Houston (0-2)

Dec. 7, 1970	H	L	60-61
Dec. 8, 1973	A	L	73-97

Howard (1-0)

Nov. 26, 1991	H	W	74-60
---------------	---	---	-------

Illinois (1-4)

Dec. 29, 1971	N	L	75-76
Nov. 28, 1982	N	L	55-68
Dec. 6, 1988	A	L	67-97
Dec. 5, 1989	H	L	69-74
March 19, 2000	N	W	93-76

Illinois Wesleyan (2-0)

Dec. 20, 1976	H	W	78-68
Dec. 29, 1979	H	W	93-74

Indiana (0-3)

Dec. 27, 1974	N	L	84-98
Dec. 28, 1977	N	L	60-73
Dec. 30, 1984	N	L	63-80

Iona (0-1)

Dec. 20, 1985	N	L	70-71
---------------	---	---	-------

Iowa State (2-1)

Dec. 26, 1979	N	W	63-59
Nov. 27, 1987	N	W	96-89
March 17, 1995	N	L	61-64

Jackson State (2-0)

March 16, 2007	N	W	112-69
Nov. 11, 2011	H	W	99-59

Jacksonville (32-5)

Dec. 28, 1960	GB	W	82-68
Dec. 3, 1962	H	W	82-81 2OT
Dec. 1, 1965	H	W	80-59
Dec. 1, 1966	A	W	93-59
Dec. 1, 1967	H	W	109-73
Dec. 6, 1968	A	L	64-67
Dec. 26, 1973	GB	W	64-62
Dec. 26, 1975	GB	W	65-64
Dec. 29, 1976	GB	W	99-87
Dec. 27, 1978	GB	L	59-60
Dec. 27, 1979	GB	L	55-61
Feb. 18, 1980	H	W	60-55
Dec. 26, 1980	GB	W	65-59
Dec. 5, 1981	FF	W	84-73
Dec. 10, 1982	FF	W	104-78
Dec. 29, 1982	A	W	56-47
Dec. 10, 1983	A	W	52-51

Dec. 8, 1984	H	W	83-70
Nov. 21, 1987	H	W	82-52
Dec. 2, 1991	A	W	80-77
Dec. 8, 1992	H	W	82-75 OT
Dec. 8, 1993	A	W	68-67
Dec. 21, 1994	H	L	67-68
Feb. 3, 1997	H	W	102-82
Jan. 19, 1998	A	W	75-69
Dec. 12, 1998	H	W	79-72
Nov. 19, 2004	N	W	81-59
Dec. 18, 2005	H	W	101-58
Nov. 16, 2006	H	W	90-61
Dec. 3, 2007	H	W	88-72
March 18, 2009	H	W	84-62
Dec. 4, 2009	A	W	85-67
Dec. 20, 2010	H	L	68-71 OT
Nov. 25, 2011	H	W	107-62
Nov. 25, 2013	A	W	86-60
Dec. 14, 2014	H	W	79-34
Dec. 22, 2015	H	W	89-65

Jacksonville Cavs (1-0)

Feb. 11, 1946	A	W	66-41
---------------	---	---	-------

Jacksonville NAS (5-7)

Jan. 7, 1938	H	W	42-37
Feb. 12, 1942	A	W	38-37
Jan. 9, 1945	H	L	26-46
Jan. 27, 1945	H	L	26-64
Jan. 30, 1945	H	L	34-45
Feb. 6, 1945	A	L	44-67
Jan. 3, 1946	A	L	38-47
Jan. 11, 1946	H	L	29-41
Jan. 7, 1947	A	W	50-44
Jan. 23, 1947	H	L	41-43
Jan. 13, 1948	H	W	82-51
Feb. 25, 1948	A	W	77-59

Jax Seminole Canoe Club (4-3)

1924-25	H	W	27-11
1924-25	A	L	26-34
1924-25	H	L	21-34
Jan. 30, 1926	H	W	39-16
Feb. 18, 1926	A	W	29-28
Feb. 26, 1927	H	W	33-21
March 2, 1927	A	L	25-30

Jacksonville YMCA (3-2)

Dec. 15, 1915	A	W	30-14
Feb. 4, 1916	A	W	46-42
1919-20	A	W	31-28
1919-20	A	L	31-33
Jan. 31, 1922	A	L	18-43

James Madison (2-1)

Dec. 9, 1989	N	W	85-77
--------------	---	---	-------

ALL-TIME SERIES SCORES

Feb. 25, 1933	SEC	L	24-48
Feb. 24, 1934	SEC	W	38-32
Feb. 26, 1942	SEC	L	36-42
March 1, 1945	SEC	L	35-37
Feb. 28, 1946	SEC	L	32-69
March 4, 1948	SEC	L	31-87
March 3, 1949	SEC	L	36-73
Dec. 14, 1950	A	L	37-85
Jan. 12, 1952	H	L	52-99
Feb. 8, 1954	H	L	55-97
Feb. 3, 1955	A	L	63-87
Feb. 6, 1956	H	L	70-81
Feb. 2, 1957	A	L	61-88
Jan. 31, 1958	H	L	56-78
Jan. 31, 1959	A	L	51-94
Jan. 29, 1960	H	L	62-75
Feb. 4, 1961	A	L	68-69
Feb. 2, 1962	H	L	69-81
Feb. 2, 1963	A	L	71-94
Feb. 1, 1964	H	L	72-77
Jan. 23, 1965	H	W	84-68
Jan. 30, 1965	A	L	61-78
Jan. 8, 1966	H	L	64-78
Feb. 7, 1966	A	L	75-85
Dec. 17, 1966	A	W	78-75
Jan. 14, 1967	H	W	89-72
Dec. 4, 1967	A	L	76-99
Jan. 13, 1968	H	W	96-78
Jan. 11, 1969	A	L	67-88
Feb. 15, 1969	H	W	82-81
Jan. 10, 1970	H	L	69-88
Feb. 14, 1970	A	L	66-110
Jan. 9, 1971	A	L	75-101
Feb. 13, 1971	H	W	74-65
Jan. 15, 1972	H	W	72-70
Feb. 19, 1972	A	L	68-95
Jan. 13, 1973	A	L	65-95
Feb. 17, 1973	H	L	83-94
Jan. 26, 1974	H	L	82-91
Feb. 25, 1974	A	W	75-65
Jan. 25, 1975	A	L	65-86
Feb. 24, 1975	H	W	66-58
Jan. 24, 1976	H	L	82-89
Feb. 21, 1976	A	L	89-96
Jan. 17, 1977	H	L	71-73
Feb. 14, 1977	A	L	78-104
Jan. 7, 1978	H	L	67-86
Feb. 4, 1978	A	L	61-88
Jan. 3, 1979	H	W	76-65
Jan. 27, 1979	A	L	81-87
Jan. 17, 1980	H	L	63-76
Feb. 13, 1980	A	L	70-95
Jan. 21, 1981	H	L	56-69
Feb. 18, 1981	A	L	48-102
Jan. 20, 1982	H	L	76-91
Feb. 17, 1982	A	L	78-84
Jan. 17, 1983	A	L	63-70
Feb. 14, 1983	H	L	61-73
Jan. 17, 1984	H	W	69-57
Feb. 13, 1984	A	L	65-67
Jan. 19, 1985	A	W	67-55
Feb. 20, 1985	H	L	68-76
March 7, 1985	SEC	W	58-55
Jan. 18, 1986	H	L	55-72
Feb. 19, 1986	A	L	69-80
Jan. 14, 1987	A	L	62-67
Feb. 14, 1987	H	W	74-56
Jan. 20, 1988	A	W	58-56
Feb. 20, 1988	H	W	83-76
Jan. 10, 1989	H	L	56-69
Feb. 12, 1989	A	W	59-53
Jan. 10, 1990	A	L	81-89
Feb. 12, 1990	H	L	74-78
Jan. 23, 1991	A	L	65-81
Feb. 23, 1991	H	L	74-90
Jan. 11, 1992	A	L	60-81
March 4, 1992	H	W	79-62
Jan. 30, 1993	A	L	48-71
March 7, 1993	H	L	77-85
Jan. 18, 1994	H	W	59-57

March 2, 1994	A	L	77-80
March 13, 1994	SEC	L	60-73
Jan. 10, 1995	H	L	67-83
Feb. 18, 1995	A	L	77-87
March 11, 1995	SEC	L	72-86
Feb. 3, 1996	A	L	63-77
Feb. 24, 1996	H	L	63-94
March 8, 1996	SEC	L	76-100
Jan. 29, 1997	H	L	65-92
Feb. 15, 1997	A	L	56-85
Feb. 1, 1998	A	W	86-78
Feb. 18, 1998	H	L	54-79
Jan. 2, 1999	A	L	58-93
Feb. 4, 1999	H	W	75-68
Feb. 8, 2000	H	W	90-73
March 4, 2000	A	L	70-85
Feb. 6, 2001	A	L	70-71
March 4, 2001	H	W	94-86
Jan. 29, 2002	H	L	68-70
March 2, 2002	A	L	67-70
Feb. 4, 2003	A	L	55-70
March 8, 2003	H	L	67-69
Feb. 3, 2004	H	L	65-68
March 7, 2004	A	L	62-82
March 14, 2004	SEC	L	73-89
Feb. 8, 2005	A	L	66-69
March 6, 2005	H	W	53-52
March 13, 2005	SEC	W	70-53
Feb. 4, 2006	H	W	95-80
March 5, 2006	A	W	79-64
Feb. 10, 2007	A	W	64-61
March 4, 2007	H	W	85-72
Jan. 19, 2007	H	W	81-70
March 9, 2008	A	L	70-75
Feb. 10, 2009	A	L	65-68
March 7, 2009	H	W	60-53
Jan. 12, 2010	H	L	77-89
March 7, 2010	A	L	66-74
Feb. 5, 2011	H	W	70-68
Feb. 26, 2011	A	L	68-76
March 13, 2011	SEC	L	54-70
Feb. 7, 2012	A	L	58-78
March 4, 2012	H	L	59-74
March 10, 2012	SEC	L	71-74
Feb. 12, 2013	H	W	69-52
March 9, 2013	A	L	57-61
Feb. 15, 2014	A	W	69-59
March 8, 2014	H	W	84-65
March 16, 2014	SEC	W	61-60
Feb. 7, 2015	H	L	61-68
March 7, 2015	A	L	50-67
March 13, 2015	SEC	L	49-64
Feb. 6, 2016	A	L	61-80
March 1, 2016	H	L	79-88

Kentucky Wesleyan (0-1)

Dec. 31, 1955	A	L	62-73
---------------	---	---	-------

Kewatin (St. Augustine) (0-1)

Feb. 2, 1916	A	L	16-22
--------------	---	---	-------

LaSalle (0-1)

Dec. 28, 1989	N	L	69-76
---------------	---	---	-------

Lawrence Tech (1-0)

Feb. 8, 1949	H	W	64-58
--------------	---	---	-------

Lee Field (0-1)

Jan. 4, 1945	H	L	47-57
--------------	---	---	-------

Liberty (1-0)

Jan. 2, 2007	H	W	89-58
--------------	---	---	-------

Longwood (1-0)

Jan. 6, 2009	H	W	95-69
--------------	---	---	-------

Long Island (1-0)

Dec. 20, 1998	H	W	119-61
---------------	---	---	--------

Louisiana-Lafayette (0-2)

Dec. 28, 1983	N	L	65-74
March 14, 1985	A	L	64-65

Louisiana-Monroe (1-0)

Nov. 21, 2014	H	W	61-56
---------------	---	---	-------

LSU (44-63)

March 1, 1947	SEC	L	45-60
Jan. 5, 1948	A	W	38-36
Dec. 11, 1948	H	L	50-52
Dec. 17, 1949	A	L	49-73
March 2, 1950	SEC	L	57-66
Dec. 9, 1950	H	L	59-77
Feb. 23, 1952	A	L	57-65
March 1, 1952	SEC	L	69-77
Feb. 10, 1953	H	L	56-68
Jan. 11, 1954	A	L	59-91
Jan. 10, 1955	H	W	78-73
Jan. 9, 1956	A	L	90-91
Jan. 7, 1957	H	W	74-50
Jan. 6, 1958	A	W	81-57
Jan. 5, 1959	H	W	69-63
Jan. 2, 1960	A	W	73-63
Jan. 7, 1961	H	W	79-75
Jan. 6, 1962	A	L	57-74
Jan. 5, 1963	H	L	63-72
Jan. 6, 1964	A	L	65-87
Jan. 4, 1965	H	W	102-62
Feb. 28, 1966	A	L	73-86
Jan. 7, 1967	A	W	87-70
Feb. 11, 1967	H	W	95-71
Jan. 6, 1968	H	W	97-90
Feb. 10, 1968	A	L	92-93
Dec. 18, 1968	A	L	89-93
Feb. 12, 1969	H	W	95-79
Feb. 4, 1970	H	L	75-97
Feb. 11, 1970	A	L	85-94
Dec. 18, 1970	A	L	77-87
Feb. 10, 1971	H	L	74-86
Dec. 22, 1971	H	W	92-81
Jan. 24, 1972	A	L	84-73
Dec. 22, 1972	A	L	54-67
Jan. 22, 1973	H	W	73-70
Jan. 7, 1974	H	W	72-68
Feb. 9, 1974	A	L	81-102
Jan. 6, 1975	A	L	91-92
Feb. 8, 1975	H	W	92-76
Jan. 5, 1976	A	L	79-85
March 8, 1976	H	W	94-81
Jan. 31, 1977	A	W	83-68
Feb. 28, 1977	H	L	74-79
Jan. 21, 1978	A	W	74-70
Feb. 18, 1978	H	W	73-72
Jan. 13, 1979	A	L	72-80
Feb. 10, 1979	H	L	82-88
Dec. 1, 1979	H	L	58-66
Jan. 26, 1980	A	L	81-112
Feb. 28, 1980	SEC	L	82-95
Jan. 3, 1981	H	L	66-92
Jan. 31, 1981	A	L	75-92
March 5, 1981	SEC	L	73-85
Jan. 2, 1982	A	L	60-61
Jan. 30, 1982	H	L	59-61
Feb. 1, 1983	A	L	69-78
Feb. 28, 1983	H	L	87-91
Feb. 1, 1984	H	W	78-60
Feb. 27, 1984	A	L	73-77
Jan. 23, 1985	A	L	68-86
Feb. 23, 1985	H	L	69-61
Jan. 22, 1986	H	W	74-65
Feb. 22, 1986	A	L	69-80
March 6, 1986	SEC	L	66-72
Dec. 16, 1986	H	W	96-75
Jan. 21, 1987	A	W	75-51
March 6, 1987	SEC	L	66-72

Jan. 27, 1988	H	W	61-50
March 6, 1988	A	L	69-86
Dec. 10, 1988	H	L	101-111
March 1, 1989	A	W	104-95
Jan. 27, 1990	A	L	52-70
Feb. 27, 1990	H	W	76-63
Jan. 26, 1991	A	L	66-76
Feb. 27, 1991	H	L	66-79
Feb. 5, 1992	H	L	50-70
Jan. 16, 1993	A	L	81-85
Jan. 5, 1994	H	W	74-73
Jan. 3, 1995	A	L	66-70
Jan. 27, 1996	H	W	73-70
Jan. 8, 1997	A	L	82-88
Jan. 17, 1998	H	L	63-66
Jan. 20, 1999	A	W	77-58
March 4, 1999	SEC	W	97-75
Jan. 12, 2000	H	W	82-57
Feb. 13, 2001	A	W	81-74
Jan. 16, 2002	H	W	102-70
Jan. 28, 2003	A	W	70-53
March 14, 2003	SEC	L	61-65
Feb. 14, 2004	H	L	70-73
Feb. 19, 2005	A	L	73-77
Feb. 11, 2006	H	W	71-62
March 11, 2006	SEC	W	81-65
Feb. 24, 2007	A	L	56-66
Feb. 13, 2008	H	L	73-85
Feb. 24, 2009	A	L	75-81
Jan. 16, 2010	H	W	72-58
Feb. 20, 2011	A	W	68-61
Jan. 21, 2012	H	W	76-64
Jan. 12, 2013	A	W	74-52
March 15, 2013	SEC	W	80-58
March 1, 2014	H	W	79-61
Jan. 20, 2015	H	L	61-79
Feb. 21, 2015	A	L	63-70
Jan. 9, 2016	H	W	68-62
Feb. 27, 2016	A	L	91-96

Louisiana Tech (2-1)

March 26, 1986	N	L	62-67
Dec. 29, 1995	N	W	71-56
Nov. 19, 2002	H	W	76-55

Louisville (1-8)

Dec. 20, 1969	H	L	87-94
Dec. 5, 1970	A	L	87-105
Dec. 1, 1971	H	W	70-69
Dec. 20, 1972	A	L	57-69
Nov. 26, 1982	N	L	63-80
Dec. 29, 1993	N	L	68-83
Dec. 13, 2003	A	L	65-73
Dec. 11, 2004	H	L	70-74
March 24, 2012	N	L	68-72

Lynchburg (0-1)

1922-23	A	L	19-34
---------	---	---	-------

ALL-TIME SERIES SCORES

Maryland (2-1)

Feb. 27, 1932	SC	W	39-24
Dec. 14, 2002	A	W	69-64
Dec. 10, 2003	H	L	68-69 OT

Masked Marvels (1-0)

1926-27	H	W	47-18
---------	---	---	-------

Massachusetts (1-2)

Dec. 26, 1978	GB	W	89-65
Dec. 3, 1995	N	L	58-80
April 1, 2008	N	L	66-78

McNeese State (1-0)

Dec. 22, 1997	H	W	95-53
---------------	---	---	-------

Memphis (2-0)

Dec. 18, 1976	N	W	84-83
Dec. 17, 2013	N	W	77-75

Mercer (5-7)

1919-20	A	L	21-30
Jan. 28, 1922	A	L	26-27
1923-24	A	L	19-31
1924-25	A	L	16-34
Feb. 8, 1926	A	L	21-26
Feb. 14, 1927	A	L	17-40
Jan. 6, 1934	H	W	38-24
Jan. 12, 1934	A	W	45-39
Jan. 12, 1935	A	W	39-24
Feb. 8, 1937	A	W	48-32
Nov. 27, 1976	H	W	105-63
Dec. 18, 1979	H	L	67-69

Miami (Fla.) (45-24)

Feb. 15, 1928	H	L	39-40
Feb. 8, 1940	H	W	36-23
Feb. 9, 1940	H	W	53-26
Feb. 21, 1941	A	W	48-35
Feb. 22, 1941	A	W	62-50
Feb. 5, 1942	H	W	47-31
Feb. 6, 1942	H	W	37-34
Dec. 20, 1946	A	L	33-36
Dec. 21, 1946	A	L	35-39
Jan. 3, 1947	H	W	42-28
Jan. 4, 1947	H	W	61-28
Dec. 19, 1947	H	L	50-67
Dec. 20, 1947	H	W	58-55
Feb. 20, 1948	A	W	72-50
Feb. 21, 1948	A	L	49-52
Jan. 14, 1949	A	L	65-75
Jan. 15, 1949	A	L	42-44
Feb. 22, 1949	H	W	90-56
Feb. 23, 1949	H	L	50-60
Dec. 10, 1949	A	W	60-53
Feb. 18, 1950	H	W	66-46
Feb. 2, 1951	A	W	78-71
Feb. 13, 1951	H	W	71-61
Dec. 17, 1951	H	W	69-65
Feb. 18, 1952	A	L	68-76
Dec. 15, 1952	A	L	73-75
Feb. 2, 1953	H	W	78-56
Dec. 12, 1953	A	L	75-85
Jan. 15, 1954	H	W	75-52
Dec. 16, 1955	A	W	70-61
Jan. 13, 1955	H	W	80-68
Dec. 19, 1955	A	W	74-69
Jan. 13, 1956	H	W	87-85
Dec. 15, 1956	A	W	89-65
Jan. 10, 1957	H	W	98-63
Dec. 21, 1957	A	W	73-64
Jan. 16, 1958	H	W	75-70
Dec. 17, 1958	A	L	82-92
Jan. 15, 1959	H	W	85-70
Dec. 19, 1959	A	L	77-79
Jan. 14, 1960	H	L	65-70 OT
Dec. 17, 1960	A	L	74-93
Jan. 11, 1961	H	W	81-73

Dec. 16, 1961	H	W	74-62
Jan. 11, 1962	A	L	61-66
Nov. 30, 1962	A	L	87-91 20T
Jan. 10, 1963	H	L	77-86
Dec. 7, 1963	A	L	79-95
Jan. 9, 1964	H	W	114-91
Dec. 19, 1964	A	L	58-67
Jan. 21, 1965	H	W	86-69
Dec. 4, 1965	A	W	77-66
Jan. 12, 1966	H	W	111-76
Dec. 3, 1966	A	W	113-88
Feb. 8, 1967	H	W	73-57
Dec. 7, 1968	A	W	111-62
Dec. 17, 1985	A	W	81-64
Jan. 27, 1986	H	W	75-53
Feb. 21, 1987	H	W	99-60
Feb. 15, 1988	A	W	83-73
Dec. 19, 1988	H	W	101-81
Feb. 19, 1990	A	L	59-62
Dec. 30, 1990	H	W	62-60
Dec. 21, 2002	N	W	94-93 20T
Dec. 4, 2004	H	L	65-72
Dec. 22, 2005	A	W	77-67
March 20, 2009	H	W	74-60
Nov. 17, 2014	H	L	67-69
Dec. 8, 2015	A	L	55-66

Miami (Ohio) (0-1)

Dec. 27, 1972	N	L	72-88
---------------	---	---	-------

Miami YMCA (0-1)

1923-24	H	L	7-16
---------	---	---	------

Michigan (1-1)

March 19, 1988	N	L*	85-108
Dec. 27, 1998	N	W	79-63
March 31, 2013	N	L	59-79

*Vacated by NCAA

Michigan State (3-4)

Dec. 30, 1987	N	W	83-59
April 3, 2000	N	L	76-89
Dec. 6, 2000	A	L	83-99
Dec. 5, 2001	H	W	74-70
March 23, 2003	N	L	46-68
Nov. 27, 2009	N	W	77-74
Dec. 12, 2015	A	L	52-58

Middle Tennessee (2-0)

Nov. 18, 2012	N	W	66-45
Nov. 21, 2013	H	W	79-59

Minnesota (1-1)

March 17, 1993	A	L	66-74
March 24, 2013	N	W	78-64

Mississippi (64-45)

Dec. 18, 1940	A	W	35-26
Feb. 14, 1942	H	W	46-35
Dec. 16, 1942	A	L	32-35
Dec. 17, 1942	A	L	44-51
Feb. 19, 1949	A	W	63-61
Jan. 9, 1950	H	L	46-54
Jan. 8, 1951	H	W	69-58
Feb. 2, 1952	A	L	45-56
Feb. 28, 1953	H	L	61-64
Feb. 22, 1954	A	L	66-86
Feb. 21, 1955	H	W	78-72
Feb. 20, 1956	A	L	79-90
Feb. 18, 1957	H	W	92-81
Feb. 17, 1958	A	L	65-57
Dec. 29, 1958	GB	L	47-71
Feb. 16, 1959	H	W	102-97
Feb. 13, 1960	A	L	81-90
Feb. 20, 1961	H	W	81-77 OT
Feb. 19, 1962	A	W	62-61
Feb. 18, 1963	H	L	63-72
Feb. 17, 1964	A	L	91-98

Jan. 16, 1965	A	W	60-39
Feb. 15, 1965	H	W	85-53
Jan. 15, 1966	H	W	79-49
Jan. 29, 1966	A	W	96-61
Dec. 31, 1966	H	W	79-63
Jan. 9, 1967	A	W	78-63
Jan. 3, 1968	A	W	70-68
Jan. 8, 1968	H	W	94-75
Jan. 27, 1969	H	W	88-66
Feb. 24, 1969	A	L	77-79
Jan. 26, 1970	A	L	77-79
Feb. 23, 1970	H	W	63-62
Jan. 25, 1971	H	W	106-85
Feb. 22, 1971	A	W	85-68
Jan. 31, 1972	A	L	72-86
Feb. 28, 1972	H	L	74-87
Jan. 29, 1973	H	W	65-59
Feb. 26, 1973	A	L	80-97
Jan. 21, 1974	A	L	73-83
Feb. 23, 1974	H	W	77-61
Jan. 20, 1975	H	W	85-80
Feb. 22, 1975	A	L	92-101
Jan. 3, 1976	A	W	70-58
March 6, 1976	H	L	83-94
Jan. 29, 1977	A	L	83-90
Feb. 26, 1977	H	W	84-78
Jan. 23, 1978	A	W	61-56
Feb. 20, 1978	H	W	80-63
Jan. 15, 1979	A	L	45-58
Feb. 12, 1979	H	L	65-67
Jan. 12, 1980	H	L	54-57
Feb. 9, 1980	A	L	65-85
Jan. 17, 1981	H	W	74-71
Feb. 14, 1981	A	L	52-66
Jan. 16, 1982	A	L	67-69
Feb. 13, 1982	H	L	57-58 OT
Jan. 29, 1983	A	L	61-67
Feb. 26, 1983	H	W	75-64
Jan. 29, 1984	H	W	78-48
Feb. 24, 1984	A	W	59-53
Jan. 12, 1985	H	W	82-64
March 2, 1985	A	L	54-56
Jan. 11, 1986	A	L	67-79
Feb. 12, 1986	H	W	66-57
Jan. 10, 1987	A	W	80-72
Feb. 11, 1987	H	W	85-62
Jan. 16, 1988	H	W	77-72
Feb. 17, 1988	A	L	75-82
Jan. 5, 1989	A	L	71-80
Feb. 5, 1989	H	W	78-67
Jan. 2, 1990	A	L	60-75
Feb. 3, 1990	H	L	63-83
Jan. 2, 1991	H	W	65-49
Feb. 2, 1991	A	W	91-81 20T
Feb. 12, 1992	A	W	86-84 OT
Feb. 17, 1993	H	W	94-47
March 11, 1993	SEC	L	62-67
Feb. 9, 1994	A	W	74-55
Jan. 28, 1995	H	W	72-57
March 9, 1995	SEC	W	63-59
Jan. 20, 1996	A	W	59-55
March 7, 1996	SEC	W	75-62
Feb. 23, 1997	H	L	65-67
Jan. 7, 1998	A	L	79-90
Feb. 6, 1999	H	L	68-79
Jan. 8, 2000	A	W	75-71
March 9, 2000	SEC	W	89-67
Feb. 21, 2001	H	W	75-55
March 10, 2001	SEC	L	69-74
Feb. 16, 2002	A	L	51-68
Feb. 12, 2003	H	W	74-55
Feb. 21, 2004	A	W	81-66
Feb. 16, 2005	H	W	90-53
Jan. 31, 2006	A	W	69-58
Jan. 20, 2007	H	W	79-70
March 10, 2007	SEC	W	80-59
Jan. 16, 2008	A	L	87-89
Jan. 10, 2009	H	W	78-68
Feb. 20, 2010	A	W	64-61
Jan. 8, 2011	H	W	77-71

Jan. 26, 2012	A	W	64-60
Feb. 2, 2013	H	W	78-64
March 17, 2013	SEC	L	63-66
Feb. 22, 2014	A	W	75-71
Jan. 24, 2015	A	L	71-72
Feb. 12, 2015	H	L	61-62
Jan. 16, 2016	A	W	80-71
Feb. 9, 2016	H	W	77-72

Mississippi State (63-49)

Jan. 10, 1936	A	L	32-51
Jan. 11, 1936	A	L	22-36
Jan. 8, 1937	H	L	25-27
Jan. 9, 1937	H	L	16-33
Dec. 20, 1940	A	W	53-28
Feb. 16, 1942	A	W	48-47
Feb. 17, 1942	A	L	31-48
Dec. 14, 1942	A	L	35-43
Dec. 15, 1942	A	L	29-33
Dec. 13, 1946	A	L	25-55
Dec. 8, 1947	H	W	53-47
Feb. 18, 1949	A	W	40-37
Dec. 3, 1949	A	W	63-45
Feb. 19, 1951	H	W	68-61
Feb. 6, 1952	A	L	58-72
Dec. 19, 1952	H	W	79-75
Feb. 20, 1954	A	L	66-70
Feb. 19, 1955	H	W	77-66
Feb. 18, 1956	A	L	74-84
Feb. 16, 1957	H	W	89-80
Feb. 15, 1958	A	L	78-90
Feb. 14, 1959	H	L	68-105
Feb. 15, 1960	A	L	75-81
Feb. 18, 1961	H	W	59-57
Feb. 17, 1962	A	L	45-67
Feb. 16, 1963	H	W	73-52
Feb. 15, 1964	A	L	61-68
Jan. 14, 1965	A	W	74-59
Feb. 13, 1965	H	W	68-51
Jan. 31, 1966	A	L	68-76
Feb. 14, 1966	H	W	78-74
Jan. 2, 1967	H	W	63-54
Feb. 25, 1967	A	W	59-54
Dec. 28, 1967	GB	L	65-66
Jan. 1, 1968	A	L	55-56
Feb. 24, 1968	H	L	61-71
Jan. 25, 1969	H	W	70-64
Feb. 22, 1969	A	W	96-79
Jan. 24, 1970	A	L	77-79
Feb. 21, 1970	H	W	87-70
Jan. 14, 1971	H	L	58-72
Feb. 20, 1971	A	L	65-70
Jan. 29, 1972	A	L	68-69
Feb. 26, 1972	H	W	88-80
Jan. 27, 1973	H	W	66-64
Feb. 24, 1973	A	L	75-81
Jan. 5, 1974	A	L	70-91

ALL-TIME SERIES SCORES

Jan. 29, 1986	A	W	73-64
March 1, 1986	H	W	76-68
Jan. 7, 1987	H	W	100-56
Feb. 7, 1987	A	W	84-56
Jan. 13, 1988	A	W	55-45
Feb. 13, 1988	H	W	69-52
Jan. 21, 1989	H	W	81-57
Feb. 22, 1989	A	W	78-69
Jan. 20, 1990	A	L	73-98
Feb. 21, 1990	H	L	54-79
Jan. 19, 1991	H	W	85-82
Feb. 20, 1991	A	L	67-81
Feb. 8, 1992	H	W	87-66
March 3, 1993	A	L	71-78
Feb. 5, 1994	H	W	84-75
Feb. 1, 1995	A	L	47-70
March 10, 1995	SEC	W	80-64
Jan. 6, 1996	H	L	66-69
Feb. 12, 1997	A	W	72-69
Feb. 4, 1998	H	W	82-78
Jan. 30, 1999	A	L	63-66
Feb. 19, 2000	H	W	88-58
Jan. 10, 2001	A	W	81-80
Feb. 2, 2002	H	W	76-48
March 8, 2002	SEC	L	52-62
Jan. 7, 2003	A	W	74-66
Jan. 21, 2004	H	L	68-79
Feb. 1, 2005	A	L	57-71
March 11, 2005	SEC	W	80-64
Jan. 11, 2006	H	W	75-60
Jan. 24, 2007	A	W	70-67
March 1, 2008	H	L	59-68
March 4, 2009	A	L	71-80
Feb. 6, 2010	H	W	69-62
March 12, 2010	SEC	L	69-75
Jan. 29, 2011	A	L	64-71
Jan. 28, 2012	H	W	69-57
Jan. 26, 2013	A	W	82-47
Feb. 9, 2013	H	W	83-58
Jan. 30, 2014	A	W	62-51
Jan. 10, 2015	H	W	72-47
Jan. 19, 2016	H	W	81-78

Mississippi Valley St. (1-0)

Dec. 19, 2011 H W 82-54

Missouri (4-2)

Jan. 19, 2013 H W 83-52
 Feb. 19, 2013 A L 60-63
 Feb. 4, 2014 H W 68-58
 March 14, 2014 SEC W 72-49
 Feb. 24, 2015 A L 52-64
 March 5, 2016 A W 82-72

Missouri-Kansas City (1-0)

Nov. 30, 2008 N W 86-65

Missouri State (1-0)

March 20, 1986 H W 54-53

Missouri Western (2-0)

Dec. 16, 1975 H W 99-70
 Dec. 20, 1980 H W 98-82

Montana State (1-0)

Nov. 25, 2003 H W 112-73

Morehead State (2-1)

Dec. 1, 1969 N L 73-82
 Dec. 22, 1998 H W 117-70
 Nov. 21, 2010 H W 61-55

Morgan State (1-0)

Jan. 3, 2006 H W 92-49

Muhlenberg (1-0)

Dec. 17, 1956 N W 97-90

Navy (2-1)

Dec. 29, 1960 N L 62-69 OT
 Dec. 28, 1961 N W 68-63
 Nov. 13, 2015 A W 59-41

Naval Air Gunnery (1-0)

Feb. 17, 1943 A W 74-53

Naval Inshore Patrol (1-0)

Feb. 10, 1943 A W 52-35

New Hampshire (3-0)

Nov. 29, 1999 H W 131-72
 Dec. 30, 2000 H W 102-54
 Nov. 28, 2001 A W 108-56

New Orleans (3-0)

Dec. 27, 1989 N W 69-64
 Dec. 22, 2001 H W 76-60
 Feb. 17, 2003 H W 77-48

Nicholls State (1-0)

Nov. 15, 1997 H W 66-63

Norfolk State (1-0)

March 18, 2012 N W 84-50

North Carolina (2-4)

1922-23 A L 14-59
 Feb. 13, 1926 A L 6-42
 Dec. 21, 1964 H W 73-54
 Dec. 18, 1965 A L 59-66
 April 1, 2000 N W 71-59
 Nov. 28, 2014 N L 64-75

North Carolina A&T (2-0)

Nov. 18, 2010 H W 105-55
 Nov. 16, 2015 H W 104-54

North Carolina Central (1-0)

Nov. 14, 2007 H W 105-51

North Carolina State (3-6)

Feb. 6, 1921 A W 39-18
 1922-23 A L 18-30
 1923-24 A L 24-41
 Feb. 1, 1929 H L 19-44
 Feb. 2, 1929 H L 20-39
 Dec. 16, 1938 H L 21-54
 Dec. 17, 1938 H L 30-33
 March 13, 1987 N W* 82-70
 Jan. 3, 2009 H W 68-66
 Jan. 3, 2010 A W 62-61 OT

*Vacated by NCAA

North Dakota State (1-0)

Nov. 9, 2007 H W 75-65

North Florida (5-0)

Nov. 14, 2006 H W 86-40
 Nov. 20, 2007 H W 102-51
 Nov. 17, 2011 H W 91-55
 Nov. 8, 2013 H W 77-69
 March 15, 2016 A W 97-68

Northeastern (1-0)

Dec. 22, 2003 H W 101-84

Northwestern (1-2)

Dec. 26, 1968 N L 72-76
 Dec. 6, 1969 A L 79-83
 Dec. 21, 1970 H W 88-73

NW Missouri State (1-0)

Dec. 9, 1974 H W 114-51

Northwestern State (1-0)

March 22, 2013 N W 79-47

O.C.S. (1-0)

Jan. 8, 1943 H W 63-12

Oglethorpe (1-1)

Feb. 15, 1927 A L 28-41
 Feb. 20, 1935 H W 50-40

Ohio University (2-1)

1926-27 A L 29-38
 Nov. 30, 1978 H W 96-61
 March 18, 2005 N W 67-62

Ohio State (5-8)

Dec. 22, 1981 A L 58-61
 Dec. 3, 1982 H L 74-80
 Dec. 3, 1985 A L 73-80
 Dec. 20, 1986 N W 82-72
 Dec. 30, 1986 N L 84-88
 Dec. 16, 1987 H W 102-69
 Dec. 27, 1988 N L 68-93
 Dec. 23, 2006 H W 86-60
 April 2, 2007 N W 84-75
 Dec. 22, 2007 A L 49-62
 Nov. 16, 2010 H L 75-93
 Nov. 15, 2011 A L 74-81
 March 20, 2016 A W 74-66

Oklahoma (1-0)

Dec. 30, 1995 N W 76-72 OT

Oklahoma State (3-0)

Dec. 28, 1993 N W 74-69
 March 26, 2000 N W 77-65
 Dec. 19, 2015 N W 72-70

Olson Swedes (0-1)

Jan. 3, 1928 H L 28-53

Oregon (1-0)

March 25, 2007 N W 85-77

Orlando AFB (2-0)

Jan. 24, 1946 A W 59-34
 Jan. 26, 1946 A W 60-35

Paris Island Marines (1-0)

Feb. 9, 1927 H W 41-28

Pennsylvania (2-2)

Dec. 28, 1974 N L 88-100
 March 19, 1994 N W 70-58
 Dec. 28, 1996 N L 63-71
 March 11, 1999 N W 75-61

Penn State (1-2)

Dec. 30, 1965 N L 52-54
 Dec. 28, 1982 N W 82-60
 March 24, 2009 H L 62-71

Pinellas AAF (0-1)

Dec. 15, 1944 H L 34-40

Pittsburgh (3-4)

Dec. 28, 1948 A L 40-50
 Dec. 29, 1948 A L 39-45
 Dec. 28, 1955 N W 98-72
 Jan. 2, 1988 A L 68-80
 Dec. 22, 1988 H L 87-90
 March 23, 1992 A W 77-74
 March 22, 2014 N W 61-45

Prairie View (1-0)

Nov. 21, 2006 H W 94-33

Presbyterian (1-0)

Dec. 30, 2009 H W 79-38

Providence (4-0)

Dec. 16, 1978 A W 79-61
 Nov. 27, 2004 N W 84-66
 Dec. 6, 2005 A W 87-77
 Dec. 6, 2006 H W 85-67

Puerto Rico (1-0)

Nov. 30, 1996 A W 93-63

Purdue (2-4)

Dec. 27, 1980 N L 87-95
 March 15, 1987 N W* 85-66
 March 25, 1992 N W 74-67
 Dec. 28, 1992 N L 63-67
 Nov. 23, 1999 N L 68-79
 March 18, 2007 N W 74-67
 Nov. 22, 2015 N L 70-85

*Vacated by NCAA

Radford (1-0)

Dec. 22, 2010 H W 66-55

Ralph's Dry Cleaners (2-0)

Dec. 11, 1926 A W 42-10
 Dec. 16, 1926 H W 37-17

Rhode Island (1-0)

Jan. 3, 2011 H W 84-59

Rice (2-1)

Dec. 5, 1960 A L 63-68
 Dec. 4, 1961 H W 70-67
 Dec. 27, 1962 N W 66-57

Richmond (3-2)

1922-23 A L 25-27
 March 19, 1992 H W 66-52
 Dec. 19, 2009 N L 53-56
 Jan. 4, 2014 H W 67-58
 Dec. 1, 2015 H W 76-56

Rider (1-0)

Dec. 9, 2011 N W 90-69

Robert Morris (1-0)

Dec. 30, 1996 N W 106-69

Rollins (17-0)

Jan. 21, 1922 H W 43-17
 Feb. 11, 1922 A W 48-29
 1922-23 H W 42-21
 Jan. 15, 1926 A W 48-13
 Feb. 1, 1926 H W 38-14
 Jan. 21, 1928 H W 48-16
 Feb. 1, 1926 A W 30-23
 Jan. 22, 1929 H W 41-17
 Jan. 17, 1930 A W 50-24
 Feb. 8, 1930 H W 44-27
 Feb. 23, 1931 H W 44-21
 Feb. 3, 1932 A W 34-10
 Feb. 24, 1941 A W 65-35
 Dec. 8, 1954 H W 86-65
 Dec. 8, 1955 H W 99-60
 Dec. 16, 1957 H W 87-63
 Dec. 10, 1958 H W 84-54

Roosevelt (1-0)

Dec. 30, 1975 H W 121-54

ALL-TIME SERIES SCORES

Rutgers (4-2)

Dec. 26, 1972	N	L	79-81	OT
Dec. 22, 1999	N	W	85-65	
Dec. 9, 2000	H	W	79-65	
Nov. 17, 2007	H	W	88-63	
Nov. 28, 2009	N	W	73-58	
Dec. 29, 2011	A	L	83-85	2OT

St. Augustine YMCA (1-0)

Feb. 3, 1916	A	W	46-32	
--------------	---	---	-------	--

St. Bonaventure (1-0)

Dec. 27, 1977	N	W	88-75	
---------------	---	---	-------	--

St. Francis (Pa.) (1-0)

Dec. 30, 1994	H	W	87-72	
---------------	---	---	-------	--

St. John's (0-0)

March 17, 1988	N	W*	62-59	
----------------	---	----	-------	--

*Vacated by NCAA

St. Joseph's (2-1)

Dec. 19, 1956	N	W	86-72	
Dec. 27, 1967	N	L	69-89	
Nov. 21, 2015	N	W	74-63	

St. Leo (2-0)

Feb. 9, 1983	H	W	85-49	
Feb. 8, 1984	H	W	95-61	

St. Peter's (1-0)

Nov. 9, 2005	H	W	80-51	
--------------	---	---	-------	--

Sam Houston State (2-0)

March 21, 2003	N	W	85-55	
Dec. 29, 2004	H	W	83-51	

Samford (2-0)

Dec. 1, 1970	H	W	79-74	
Nov. 10, 2006	H	W	79-54	

San Diego State (1-1)

Dec. 21, 1985	N	L	62-63	
March 19, 2008	H	W	73-49	

San Jose State (0-1)

Dec. 30, 1974	N	L	80-83	
---------------	---	---	-------	--

Savannah State (3-0)

Jan. 18, 2006	H	W	113-67	
Nov. 20, 2012	H	W	58-40	
Dec. 29, 2013	H	W	76-34	

Savannah YMCA (2-2)

1919-20	A	L	24-28	
Feb. 5, 1921	A	W	38-20	
Jan. 29, 1922	A	L	22-26	
Feb. 17, 1922	H	W	41-18	

Scranton (0-1)

Dec. 29, 1939	A	L	33-39	
---------------	---	---	-------	--

Sears (1-0)

Jan. 6, 1932	H	W	55-20	
--------------	---	---	-------	--

Seton Hall (1-1)

Dec. 28, 1939	A	L	40-43	
Nov. 28, 1987	N	W	70-68	

Sewanee (3-1)

Feb. 15, 1938	A	L	31-33	
Feb. 6, 1939	H	W	33-27	
Feb. 7, 1939	H	W	44-37	
Dec. 3, 1973	H	W	98-59	

Siena (1-0)

Nov. 30, 1988	H	W	71-67	
---------------	---	---	-------	--

South Alabama (2-2)

March 14, 1984	N	L	87-88	
Dec. 30, 1999	H	W	82-61	
March 16, 2006	N	W	76-50	
Dec. 22, 2009	H	L	66-67	

South Carolina (43-23)

Feb. 11, 1926	A	L	22-29	
Feb. 17, 1927	A	L	33-39	
Feb. 18, 1927	A	L	20-37	
Feb. 6, 1928	A	W	41-31	
Feb. 7, 1928	A	L	40-47	
Feb. 14, 1930	A	W	30-23	
Feb. 15, 1930	A	W	42-17	
Feb. 10, 1931	A	W	43-27	
Feb. 11, 1931	A	W	42-30	
Feb. 16, 1931	H	W	63-29	
Feb. 17, 1931	H	W	39-20	
Feb. 12, 1934	A	L	31-51	
Feb. 13, 1934	A	L	31-36	
Jan. 21, 1935	H	L	35-37	
Jan. 22, 1935	H	L	16-28	
Dec. 27, 1956	GB	L	71-77	
Jan. 8, 1992	H	W	53-52	
Feb. 22, 1992	A	W	50-48	
Jan. 20, 1993	H	L	76-81	
Feb. 24, 1993	A	W	80-73	
Jan. 15, 1994	A	W	77-75	
Feb. 19, 1994	H	W	88-64	
March 11, 1994	SEC	W	84-57	
Jan. 18, 1995	A	W	71-59	
Feb. 11, 1995	H	W	71-56	
Jan. 13, 1996	H	W	81-69	
Feb. 21, 1996	A	L	75-80	
Jan. 15, 1997	H	L	79-80	
Feb. 8, 1997	A	L	68-76	
Jan. 28, 1998	A	L	72-74	
Feb. 21, 1998	H	L	74-79	
March 6, 1998	SEC	L	60-71	
Jan. 13, 1999	A	W	68-51	
Feb. 24, 1999	H	W	89-61	
Feb. 2, 2000	A	W	86-82	
March 1, 2000	H	W	87-67	
Jan. 7, 2001	A	L	68-69	
Jan. 27, 2001	H	W	69-57	
Jan. 5, 2002	H	W	69-60	
Feb. 5, 2002	A	W	72-63	
Jan. 18, 2003	A	W	77-75	
Feb. 25, 2003	H	W	93-63	
Jan. 7, 2004	A	W	65-62	
Feb. 25, 2004	H	W	69-58	
Jan. 29, 2005	H	W	80-72	
Feb. 27, 2005	A	W	66-65	
Jan. 25, 2006	A	L	62-68	
Feb. 8, 2006	H	L	67-61	
March 12, 2006	N	W	49-47	
Jan. 13, 2007	A	W	84-50	
Feb. 21, 2007	H	W	63-49	
Jan. 23, 2008	A	W	73-71	
Feb. 20, 2008	H	W	85-82	
Jan. 21, 2009	A	L	69-70	
Feb. 3, 2009	H	W	97-93	
Jan. 23, 2010	H	W	58-56	
Feb. 10, 2010	A	L	71-77	
Jan. 15, 2011	H	L	69-72	
Feb. 9, 2011	A	W	79-60	
Jan. 14, 2012	A	W	79-65	
Feb. 2, 2012	H	W	74-66	
Jan. 30, 2013	H	W	75-36	
Jan. 8, 2014	H	W	74-58	
March 4, 2014	A	W	72-46	
Jan. 7, 2015	A	W	72-68	
Feb. 20, 2016	A	L	69-73	OT

S. Jax Greenbacks (2-2)

1923-24	H	W	30-29	
---------	---	---	-------	--

1923-24	A	L	31-34	
Jan. 9, 1926	A	L	25-30	
Jan. 23, 1926	H	W	46-22	

Southeastern La. (1-0)

Dec. 19, 2012	H	W	82-43	
---------------	---	---	-------	--

Southern (2-0)

Nov. 28, 2006	H	W	83-27	
Nov. 18, 2013	H	W	67-53	

Southern Methodist (1-2)

Dec. 6, 1960	A	L	64-74	
Dec. 4, 1986	N	W	110-70	
Dec. 3, 1987	A	L	76-82	

Southern Mississippi (1-0)

March 13, 1986	H	W	81-71	
----------------	---	---	-------	--

Southern Utah (1-0)

Nov. 20, 2008	H	W	64-50	
---------------	---	---	-------	--

Spring Hill (1-1)

Dec. 9, 1946	H	W	49-36	
Dec. 29, 1954	N	L	60-66	

Stanford (0-4)

Dec. 23, 1974	A	L	70-80	
Feb. 4, 1989	N	L	69-84	
Dec. 21, 1990	A	L	74-86	
Nov. 27, 2002	N	L	65-69	

Stetson (52-14)

1919-20	A	L	28-35	
Jan. 15, 1921	H	L	18-36	
Jan. 22, 1921	A	L	16-55	
Jan. 15, 1922	H	W	45-25	
1923-24	H	W	19-9	
1923-24	A	L	21-25	
Jan. 16, 1926	A	W	24-23	
Jan. 15, 1930	A	W	17-14	
Jan. 31, 1930	H	W	40-26	
Jan. 2, 1932	A	L	25-30	
Jan. 7, 1933	H	W	46-38	
Feb. 3, 1933	A	W	30-18	
Feb. 6, 1934	A	L	30-33	
Feb. 19, 1934	H	W	34-19	
Jan. 19, 1935	A	W	40-32	
Feb. 12, 1935	H	L	25-40	
Jan. 7, 1936	H	W	27-24	
Jan. 14, 1936	A	L	23-30	
Jan. 19, 1937	A	L	32-34	
Feb. 18, 1937	H	W	40-33	
Jan. 10, 1938	H	W	39-27	
Feb. 22, 1938	A	L	32-47	
Jan. 17, 1939	A	W	32-29	
Feb. 18, 1939	H	W	28-26	
Feb. 5, 1940	A	W	42-30	
Feb. 19, 1940	H	W	48-21	
Feb. 1, 1941	A	W	36-32	
Feb. 18, 1941	H	W	51-42	
Jan. 14, 1947	A	W	39-31	
Feb. 19, 1947	H	W	56-38	
Jan. 20, 1948	A	W	55-31	
Feb. 17, 1948	H	W	48-39	
Dec. 8, 1948	H	W	67-34	
Jan. 18, 1949	A	W	54-47	
Jan. 12, 1950	H	W	64-51	
Feb. 14, 1950	A	L	53-57	
Jan. 6, 1951	A	W	63-61	
Jan. 16, 1951	H	W	70-62	
Dec. 8, 1951	H	W	63-56	
Dec. 13, 1952	H	W	77-74	
Dec. 5, 1953	H	L	55-74	
Dec. 11, 1954	H	W	78-70	
Dec. 14, 1955	H	W	92-74	
Dec. 8, 1956	H	W	84-69	

Dec. 4, 1957	H	W	79-65	
Dec. 8, 1958	H	W	73-62	
Dec. 15, 1959	H	L	74-79	
Dec. 5, 1964	H	W	90-57	
Nov. 26, 1983	H	L	73-77	
Dec. 22, 1984	A	W	70-54	
Dec. 30, 1985	H	W	69-66	
Dec. 1, 1986	A	W	98-75	
Dec. 1, 1992	H	W	70-52	
Dec. 11, 1993	H	W	90-44	
Nov. 25, 1994	H	W	73-64	
Dec. 20, 1995	H	W	78-46	
Dec. 14, 1996	H	W	57-47	
Nov. 21, 1997	H	W	79-69	
Dec. 28, 2001	H	W	94-66	
Dec. 6, 2003	H	W	74-61	
Dec. 8, 2004	H	W	93-54	
Dec. 20, 2006	H	W	88-67	
Nov. 27, 2007	H	W	71-48	
Dec. 30, 2008	H	W	78-57	
Nov. 15, 2009	H	W	74-46	
Nov. 28, 2011	N	W	96-70	

Syracuse (1-3)

March 19, 1987	N	L*	81-87	
Nov. 18, 2005	N	W	75-70	
Nov. 24, 2008	N	L	83-89	
Dec. 10, 2009	N	L	73-85	
Dec. 2, 2011	A	L	68-72	

*Vacated by NCAA

Tampa (20-4)

Feb. 2, 1937	H	W	29-14	
Feb. 20, 1937	A	L	14-29	
Feb. 8, 1938	A	W	24-21	
Feb. 11, 1938	H	W	34-18	
Feb. 6, 1940	A	W	53-35	
Feb. 16, 1940	H	W	48-30	
Jan. 15, 1943	H	W	55-24	
Jan. 16, 1943	H	W	61-36	
Jan. 25, 1947	H	W	50-30	
Feb. 22, 1947	A	W	49-37	
Dec				

ALL-TIME SERIES SCORES

Feb. 4, 1956	H	W	68-64
Feb. 4, 1957	A	L	79-97
Feb. 3, 1958	H	L	91-100
Feb. 2, 1959	A	L	70-100
Feb. 1, 1960	H	L	68-84
Feb. 6, 1961	A	L	68-83
Feb. 5, 1962	H	W	92-83
Feb. 4, 1963	A	W	84-73
Feb. 3, 1964	H	L	58-59
Feb. 1, 1965	A	L	43-75
March 1, 1965	H	W	58-56
Feb. 5, 1966	A	L	47-76
Feb. 21, 1966	H	W	67-63
Jan. 16, 1967	H	L	53-66
Jan. 21, 1967	A	L	42-56
Jan. 15, 1968	A	L	52-67
Jan. 20, 1968	H	W	59-46
Jan. 13, 1969	A	L	63-64
Feb. 17, 1969	H	W	65-63
Jan. 12, 1970	H	W	57-56 OT
Feb. 16, 1970	A	L	61-72
Jan. 11, 1971	A	L	75-85
Feb. 15, 1971	H	W	56-55
Jan. 17, 1972	H	L	50-61
Feb. 21, 1972	A	L	52-55
Jan. 15, 1973	A	L	56-75
Feb. 19, 1973	H	L	83-87
Jan. 19, 1974	H	L	72-75
Feb. 18, 1974	A	L	57-85
Jan. 18, 1975	A	L	56-59
Feb. 17, 1975	H	L	84-85
Jan. 17, 1976	A	L	84-93
Feb. 14, 1976	H	W	72-69
Jan. 10, 1977	A	L	82-92
Feb. 7, 1977	H	W	80-76
Jan. 2, 1978	A	W	92-79
March 4, 1978	H	L	90-91 3OT
Jan. 11, 1979	A	L	72-116
Feb. 22, 1979	H	L	73-87
Jan. 9, 1980	H	L	58-69
Feb. 6, 1980	A	L	76-100
Jan. 14, 1981	H	L	52-53
Feb. 11, 1981	A	L	64-78
Jan. 13, 1982	H	L	66-69
Feb. 10, 1982	A	L	75-90
Jan. 22, 1983	H	W	78-74
Feb. 19, 1983	A	L	53-78
March 10, 1983	SEC	L	62-78
Jan. 21, 1984	A	L	65-70
Feb. 18, 1984	A	L	74-75 2OT
March 8, 1984	SEC	L	74-80 OT
Jan. 2, 1985	H	W	84-70
Feb. 2, 1985	A	W	93-86
Jan. 2, 1986	A	W	77-75 OT
Feb. 1, 1986	H	W	69-61
Jan. 17, 1987	H	W	97-90
Feb. 18, 1987	A	L	81-71
Jan. 23, 1988	A	W	76-56
Feb. 24, 1988	H	L	63-65
March 11, 1988	SEC	W	67-60
Jan. 18, 1989	A	L	76-83
Feb. 18, 1989	H	W	99-81
March 11, 1989	SEC	W	76-71
Jan. 17, 1990	H	L	75-80
Feb. 17, 1990	A	L	57-75
Jan. 16, 1991	H	L	67-70
Feb. 16, 1991	A	W	73-68
Jan. 18, 1992	H	W	71-65
Feb. 26, 1992	A	W	72-68
Jan. 24, 1993	A	W	80-68
Feb. 27, 1993	H	W	84-70
Jan. 8, 1994	A	W	86-71
March 5, 1994	H	W	82-71
Jan. 22, 1995	A	W	62-47
Feb. 15, 1995	H	W	70-48
Feb. 7, 1996	H	W	63-51
March 2, 1996	A	W	73-71
Jan. 25, 1997	A	W	56-50
Feb. 19, 1997	H	W	76-54
Jan. 3, 1998	H	W	83-69

Feb. 25, 1998	A	L	75-79
Jan. 23, 1999	H	W	93-72
Feb. 30, 1999	A	L	56-91
Jan. 18, 2000	H	L	79-81 2OT
Feb. 12, 2000	A	L	73-76 OT
Jan. 30, 2001	H	W	81-67
Feb. 18, 2001	A	W	88-82
Jan. 1, 2002	A	W	104-100 OT
Feb. 26, 2002	H	W	68-62
Jan. 15, 2003	H	W	77-64
Feb. 15, 2003	A	L	59-66
Jan. 10, 2004	H	W	95-57
Jan. 31, 2004	A	L	63-65
Jan. 19, 2005	H	L	76-83 OT
Feb. 12, 2005	A	W	84-73
Jan. 21, 2006	A	L	76-80
Feb. 22, 2006	H	L	72-76
Feb. 3, 2007	H	W	94-78
Feb. 27, 2007	A	L	76-86
Feb. 5, 2008	A	L	82-104
March 5, 2008	H	L	86-89
Jan. 31, 2009	A	L	63-79
March 1, 2009	H	L	75-79
Jan. 31, 2010	A	L	60-61
Feb. 23, 2010	H	W	75-62
Jan. 11, 2011	A	W	81-75 OT
Feb. 12, 2011	H	W	61-60
March 11, 2011	SEC	W	85-74
Jan. 7, 2012	A	L	56-67
Feb. 11, 2012	H	L	70-75
Feb. 26, 2013	A	L	58-64
Jan. 25, 2014	H	W	67-41
Feb. 11, 2014	A	W	67-58
March 15, 2014	SEC	W	56-49
Feb. 28, 2015	H	W	66-49
Jan. 6, 2016	A	L	69-83

Tenn.-Chattanooga (1-0)

Nov. 18, 2006	H	W	93-44
---------------	---	---	-------

Tennessee Tech (1-0)

Nov. 11, 2007	H	W	93-65
---------------	---	---	-------

Texas (3-4)

Dec. 30, 1964	N	W	62-49
Dec. 16, 1989	A	L	94-105
Nov. 27, 1990	H	L	74-76
Dec. 4, 1993	A	W	76-68
Dec. 10, 1994	H	W	91-73
Dec. 4, 1996	H	L	64-82
Dec. 9, 1997	A	L	82-85

Texas A&M (5-4)

Jan. 2, 1992	H	W	73-46
Dec. 22, 1992	A	L	54-57 OT
Dec. 17, 2011	N	W	84-64
Jan. 17, 2013	A	W	68-47
Feb. 1, 2014	H	W	69-36
Feb. 14, 2015	A	L	62-63
March 3, 2015	H	W	66-62
Jan. 12, 2016	A	L	68-71
March 11, 2016	SEC	L	66-72

Texas Christian (2-0)

Dec. 21, 1974	A	W	73-61
March 17, 1986	H	W	77-75

Texas Southern (1-0)

Dec. 12, 2014	H	W	75-50
---------------	---	---	-------

Texas Tech (2-0)

Dec. 10, 1960	H	W	79-76
Dec. 8, 1962	A	W	71-69 OT

Toledo (1-0)

Nov. 14, 2008	H	W	80-58
---------------	---	---	-------

Towson (1-0)

Jan. 4, 1988	H	W	77-55
--------------	---	---	-------

Troy (1-0)

Nov. 20, 2009	H	W	80-58
---------------	---	---	-------

Tulane (12-11)

Jan. 6, 1948	A	L	35-52
Jan. 3, 1949	H	L	51-63
Dec. 16, 1949	A	L	50-69
Feb. 6, 1951	H	W	72-64
March 1, 1951	N	L	52-62
Feb. 22, 1952	A	L	77-102
Jan. 16, 1953	H	W	87-57
Jan. 9, 1954	A	L	64-86
Jan. 8, 1955	H	L	74-85
Jan. 7, 1956	A	W	61-54
Jan. 5, 1957	H	W	70-62
Jan. 4, 1958	A	L	75-84
Jan. 3, 1959	H	L	62-68
Jan. 4, 1960	A	L	55-71
Jan. 9, 1961	H	W	83-79
Jan. 8, 1962	A	L	47-59
Jan. 7, 1963	H	W	109-74
Jan. 4, 1964	A	W	86-79
Jan. 2, 1965	H	W	85-63
Feb. 26, 1966	A	W	76-59
Dec. 29, 1983	N	W	65-53
Dec. 28, 2000	N	W	103-85
Dec. 2, 2001	H	W	81-65

Tulsa (0-2)

Dec. 10, 1962	A	L	79-85
Dec. 21, 1963	H	L	82-86

UAB (3-1)

Dec. 27, 1997	N	L	73-80
Dec. 30, 2006	H	W	75-70
Jan. 3, 2012	H	W	79-61
Nov. 27, 2014	N	W	56-47

UCF (10-1)

Nov. 24, 1984	H	W	106-55
Nov. 26, 1985	H	W	86-56
Dec. 10, 1986	H	W	89-54
Dec. 20, 1994	H	W	83-69
Nov. 22, 1996	H	W	80-63
Nov. 18, 1997	H	W	100-85
Dec. 4, 2003	N	W	59-39
Dec. 3, 2005	H	W	80-47
Dec. 20, 2008	N	W	89-61
Dec. 1, 2010	N	L	54-57
Nov. 23, 2012	H	W	79-66

UCLA (4-0)

April 3, 2006	N	W	73-57
March 31, 2007	N	W	76-66
March 19, 2011	N	W	73-65
March 27, 2014	N	W	79-68

UC Santa Barbara (1-0)

March 17, 2011	N	W	79-51
----------------	---	---	-------

UNC Wilmington (3-0)

Dec. 2, 1978	A	W	66-51
Dec. 23, 1999	H	W	80-53
Nov. 12, 2010	H	W	77-60

Union College (Ky.) (1-0)

Feb. 3, 1941	A	W	46-26
--------------	---	---	-------

USF (18-5)

Dec. 4, 1971	N	W	116-87
Dec. 14, 1971	N	W	98-77
Dec. 1, 1973	H	W	81-69
Dec. 17, 1976	ST	W	70-53

Dec. 4, 1981	FF	L	56-58
Dec. 11, 1982	H	L	73-77
Jan. 11, 1983	A	W	92-79 OT
Nov. 30, 1983	H	W	79-77
Dec. 4, 1984	A	W	82-68
Dec. 7, 1985	H	W	69-55
Dec. 13, 1986	A	W	68-52
Dec. 21, 1987	H	W	83-69
Jan. 9, 1989	A	W	87-82 OT
Dec. 23, 1989	H	W	91-54
Nov. 24, 1990	A	L	61-70
Dec. 15, 1991	H	L	71-73
Dec. 4, 1992	A	W	80-78
Dec. 6, 1993	H	W	66-55
Jan. 11, 1994	A	W	69-64
Nov. 28, 1995	A	L	58-73
Dec. 10, 1996	H	W	85-53
Dec. 8, 2001	A	W	92-73
Dec. 8, 2002	H	W	68-52

Utah (1-1)

Nov. 27, 1988	N	W	77-68
April 1, 1992	N	L	78-81

Utah State (1-0)

Nov. 22, 1999	N	W	60-58
---------------	---	---	-------

Valdosta State (1-0)

Dec. 1, 1972	H	W	100-76
--------------	---	---	--------

Vanderbilt (63-67)

Jan. 17, 1931	H	L	25-42
Jan. 19, 1931	A	L	35-43
Jan. 18, 1932	A	L	32-36
Jan. 19, 1932	A	W	43-33
Feb. 10, 1933	H	L	41-42
Feb. 11, 1933	H	W	43-27
Feb. 25, 1934	SEC	W	24-23
Feb. 14, 1938	A	L	24-59
Feb. 28, 1941	SEC	W	48-41
Feb. 4, 1950	A	L	34-54
Dec. 18, 1950	A	L	64-81
Jan. 19, 1952	H	W	86-70
Feb. 29, 1952	SEC	W	66-63
Jan. 2, 1953	A	L	73-85
Feb. 27, 1954	H	L	68-76
Feb. 26, 1955	A	L	72-100
Feb. 25, 1956	H	L	75-80
Feb. 23, 1957	A	L	59-76
Feb. 22, 1958	H	W	73-53
Feb. 21, 1959	A	L	66-77
Feb. 20, 1960	A	W	81-75 OT
Feb. 25, 1961	A	L	60-77
Feb. 24, 1962	H	W	78-68

ALL-TIME SERIES SCORES

Feb. 12, 1977	A	L	72-85
Jan. 9, 1978	H	W	67-65
Feb. 6, 1978	A	L	57-59
Jan. 24, 1979	H	L	56-57
Jan. 29, 1979	A	W	90-87
Jan. 21, 1980	A	L	85-105
Feb. 20, 1980	H	L	71-74
Feb. 27, 1980	SEC	W	72-71
Jan. 28, 1981	H	L	70-72
Feb. 25, 1981	A	L	64-73
Jan. 27, 1982	A	L	48-51
Feb. 24, 1982	H	L	67-81
March 3, 1982	SEC	L	46-47
Jan. 15, 1983	A	L	58-69
Feb. 12, 1983	H	W	61-54
Jan. 15, 1984	H	W	73-59
Feb. 11, 1984	A	W	71-63
Jan. 10, 1985	A	W	68-64
Feb. 9, 1985	H	W	78-66
Jan. 8, 1986	H	W	86-55
Feb. 8, 1986	A	L	59-60
Jan. 24, 1987	H	W	85-81
Feb. 25, 1987	A	L	76-84
Jan. 30, 1988	A	L	65-92
March 2, 1988	H	W	81-65
Jan. 25, 1989	A	W	81-78
Feb. 25, 1989	H	W	83-80
Jan. 24, 1990	H	L	64-71
Feb. 24, 1990	A	L	54-67
March 8, 1990	SEC	L	58-68
Jan. 30, 1991	H	L	57-60
March 2, 1991	A	L	68-82
Jan. 25, 1992	H	W	75-55
March 7, 1992	A	L	76-82
Jan. 9, 1993	H	W	62-61
Feb. 20, 1993	A	L	64-82
Jan. 29, 1994	H	W	75-66
Feb. 26, 1994	A	L	78-82
Jan. 7, 1995	H	W	72-62
March 5, 1995	A	W	69-58
Jan. 24, 1996	H	W	77-55
Feb. 13, 1996	A	L	56-70
Feb. 1, 1997	H	L	63-74
March 1, 1997	A	L	72-79
Jan. 24, 1998	H	W	85-69
Feb. 18, 1998	A	L	56-73
Jan. 6, 1999	H	W	90-59
Feb. 27, 1999	A	L	70-71
Jan. 5, 2000	A	L	77-87
Jan. 29, 2000	H	W	89-63
Jan. 20, 2001	H	L	61-63
Feb. 28, 2001	A	W	72-62
Jan. 12, 2002	A	W	95-85
Feb. 9, 2002	H	W	80-54
Jan. 22, 2003	H	W	87-75
Feb. 22, 2003	A	W	77-74
Jan. 17, 2004	A	L	72-86
Feb. 7, 2004	H	W	81-71
March 12, 2004	SEC	W	91-69
Jan. 15, 2005	A	W	82-65
Feb. 23, 2005	H	W	69-61
Jan. 28, 2006	H	W	81-58
Feb. 15, 2006	A	W	73-68
Jan. 31, 2007	H	W	74-64
Feb. 17, 2007	A	L	70-83
Jan. 27, 2008	H	W	86-64
Feb. 16, 2008	A	L	58-61
Jan. 25, 2009	A	W	94-69
Feb. 21, 2009	H	W	82-68
Jan. 9, 2010	A	L	87-95
March 2, 2010	H	L	60-64
Feb. 1, 2011	H	W	65-61
March 5, 2011	A	W	86-76
March 12, 2011	SEC	W	77-66
Feb. 4, 2012	H	W	73-65
Feb. 28, 2012	A	L	67-77
March 6, 2013	H	W	66-40
Feb. 25, 2014	A	W	57-54
Feb. 3, 2015	A	L	61-67
Feb. 18, 2015	H	W	50-47

Jan. 26, 2016	A	L	59-60
Feb. 23, 2016	H	L	74-87

Vermont (3-0)

Dec. 23, 1977	A	W	93-67
Nov. 30, 2007	N	W	86-61
Nov. 25, 2015	H	W	86-62

Villanova (2-2)

Dec. 22, 1993	A	W	85-77
Jan. 14, 1995	H	L	70-72
March 20, 2005	N	L	65-76
March 26, 2006	N	W	75-62

Virginia (1-1)

March 30, 1992	N	L	56-62
March 16, 2012	N	W	71-45

VMI (3-1)

Feb. 9, 1921	A	L	20-60
1922-23	A	W	19-15
Dec. 2, 1964	H	W	68-59
Dec. 28, 1999	H	W	113-68

Virginia Tech (4-5)

Dec. 29, 1961	N	L	69-78
Dec. 29, 1966	N	W	92-73
Dec. 29, 1969	N	W	48-45
Jan. 20, 1973	H	W	92-75
Dec. 22, 1973	A	L	74-85
Dec. 2, 1974	H	L	85-86
Dec. 13, 1975	A	L	60-90
Dec. 19, 1986	N	W	82-60
Dec. 28, 1991	N	L	57-79

Wake Forest (7-5)

Feb. 13, 1936	A	L	32-34
Feb. 15, 1936	A	W	32-24
Dec. 18, 1956	N	L	53-55
Dec. 2, 1960	A	L	79-85
Dec. 12, 1961	H	W	71-65
Dec. 15, 1962	H	W	73-67
Dec. 29, 1964	GB	W	82-65
Dec. 27, 1975	GB	L	75-78
Dec. 3, 1994	A	W	81-70
Dec. 9, 1995	H	L	53-77
Nov. 17, 2005	N	W	77-72
Dec. 20, 2014	N	W	63-50

Washington (2-1)

Dec. 21, 1965	A	W	66-60
Dec. 22, 1965	A	L	69-78
Nov. 25, 2008	N	W	86-84

Florida vs. the SEC

Team	All-Time	2016/2015	Last 5	Last 10	Home	Road	*SEC Tourney	#Other
Alabama	66-74	0-1/2-0	4-1	9-1	40-20	19-47	7-7	—
Arkansas	20-11	2-0/1-0	5-0	9-1	11-2	5-8	4-1	—
Auburn	77-87	1-0/1-0	5-0	9-1	48-29	25-55	4-3	—
Georgia	111-100	0-1/1-0	4-1	8-2	64-36	38-61	2-1	7-2
Kentucky	37-99	0-2/0-3	0-5	4-6	24-35	9-50	4-13	0-1
LSU	44-63	1-1/0-2	2-3	7-3	28-20	13-35	3-8	—
Mississippi	64-45	2-0/0-2	3-2	7-3	38-12	23-29	4-3	0-1
Mississippi State	63-49	1-0/1-0	5-0	7-3	40-13	21-33	1-3	0-1
Missouri	4-2	1-0/0-1	3-2	4-2	2-0	1-2	1-0	—
South Carolina	43-23	0-1/1-0	4-1	7-3	20-7	21-14	2-1	0-1
Tennessee	56-73	0-1/1-0	4-1	6-4	34-25	17-44	4-4	1-0
Texas A&M	5-4	0-2/1-1	2-3	5-4	3-0	1-3	0-1	1-0
Vanderbilt	63-67	0-2/1-1	2-3	6-4	40-19	17-36	6-2	—

* Florida is 0-1 vs. Tulane in the SEC Tournament
#at neutral sites other than the SEC Tournament

Washington College (0-1)

Dec. 27, 1939	A	L	30-45
---------------	---	---	-------

Waycross (1-0)

Jan. 4, 1932	H	W	66-14
--------------	---	---	-------

Waycross NAS (1-0)

Feb. 8, 1945	A	W	42-40
--------------	---	---	-------

Weber State (1-0)

March 13, 1999	N	W	82-74
----------------	---	---	-------

Welch Army Hospital (0-3)

Feb. 23, 1945	H	L	45-50
Jan. 7, 1946	H	L	30-36
Jan. 25, 1946	A	L	40-45

West Virginia (5-3)

Jan. 30, 1963	A	L	67-114
Dec. 9, 1967	A	W	82-72
March 3, 1969	A	W	75-57
Jan. 17, 1970	A	L	87-88
March 1, 1971	H	W	72-71
Dec. 3, 2002	N	L	66-68
Dec. 20, 2003	N	W	70-57
Jan. 30, 2016	H	W	88-71

Western Carolina (1-0)

Dec. 2, 1986	H	W	116-68
--------------	---	---	--------

Western Kentucky (2-0)

March 16, 2001	N	W	69-56
Nov. 24, 2006	N	W	101-68

Wichita State (2-0)

Dec. 7, 1991	A	W	61-50
Jan. 26, 1993	H	W	83-58

William & Mary (1-0)

Nov. 14, 2014	H	W	68-45
---------------	---	---	-------

Wilmington (OH) College (0-1)

1926-27	A	L	18-46
---------	---	---	-------

Winthrop (1-0)

Dec. 28, 2008	N	W	74-45
---------------	---	---	-------

Wisconsin (2-2)

Dec. 20, 1967	A	L	81-86
Dec. 21, 1968	H	W	71-66
Nov. 14, 2012	H	W	74-56
Nov. 12, 2013	A	L	53-59

Wisconsin-Milwaukee (1-0)

March 18, 2006	N	W	82-60
----------------	---	---	-------

Wofford (6-0)

Feb. 11, 1921	A	W	45-35
Jan. 4, 1938	H	W	47-33
Dec. 5, 1951	H	W	76-52
Dec. 9, 1953	A	W	100-63
Dec. 4, 1954	H	W	76-61
Dec. 5, 1955	H	W	85-66

Wright State (1-0)

Nov. 21, 2011	N	W	78-65
---------------	---	---	-------

Wyoming (0-1)

March 24, 1986	N	L	58-67
----------------	---	---	-------

Xavier (1-2)

Dec. 28, 1959	N	L	74-86
Feb. 13, 2010	H	L	64-76
Dec. 31, 2010	A	W	71-67

Yale (3-0)

Dec. 31, 2011	H	W	90-70
Jan. 6, 2013	A	W	79-58
Dec. 8, 2014	H	W	85-47

305th Fighter Squadron (1-0)

Jan. 12, 1943	A	W	70-24
---------------	---	---	-------

RECORD BY CONFERENCE

America East

Albany	2-0	1.000
New Hampshire	3-0	1.000
Vermont	2-0	1.000
Totals	7-0	1.000

American

Connecticut	1-3	.250
Houston	0-2	.000
Memphis	2-0	1.000
SMU	1-2	.333
Temple	2-4	.333
Tulane	12-11	.521
Tulsa	0-2	.000
UCF	10-1	.909
USF	18-5	.783
Totals	46-30	.605

ACC

Boston College	2-0	1.000
Clemson	9-9	.500
Duke	4-12	.250
Florida State	43-23	.652
Georgia Tech	20-26	.435
Louisville	1-8	.111
Miami	45-23	.662
North Carolina	2-4	.333
N.C. State	3-6	.333
Pittsburgh	3-4	.429
Syracuse	1-3	.250
Virginia	1-1	.500
Virginia Tech	4-5	.444
Wake Forest	7-5	.583
Totals	145-129	.529

Atlantic Sun

Florida Gulf Coast	2-0	1.000
Jacksonville	31-5	.861
North Florida	4-0	1.000
Stetson	52-14	.788
Totals	89-19	.824

Atlantic 10

Davidson	0-2	.000
Dayton	1-0	1.000
Duquesne	2-0	1.000
Fordham	1-2	.333
George Mason	1-0	1.000
George Washington	2-1	.667
LaSalle	0-1	.000
Massachusetts	1-2	.333
Rhode Island	1-0	1.000
Richmond	2-2	.500
St. Bonaventure	1-0	1.000
St. Joseph's	1-1	.500
Totals	13-11	.542

Big East

Butler	2-1	.667
Creighton	1-2	.333
DePaul	2-1	.667
Georgetown	2-3	.400
Marquette	2-2	.500
Providence	4-0	1.000
Seton Hall	1-1	.500
Villanova	2-2	.500
Xavier	1-2	.333
Totals	17-14	.548

Big Sky

Montana State	1-0	1.000
Southern Utah	1-0	1.000
Weber State	1-0	1.000
Totals	3-0	1.000

Big South

Charleston Southern	5-0	1.000
High Point	3-0	1.000
Liberty	1-0	1.000
Longwood	1-0	1.000
Presbyterian	1-0	1.000
Radford	1-0	1.000
Winthrop	1-0	1.000
Totals	13-0	1.000

Big Ten

Illinois	1-4	.200
Indiana	0-3	.000
Maryland	2-1	.667
Michigan	1-1	.500
Michigan State	3-3	.500
Minnesota	1-1	.500
Northwestern	1-2	.333
Ohio State	4-8	.333
Penn State	1-2	.337
Purdue	2-3	.400
Rutgers	4-2	.667
Wisconsin	2-2	.500
Totals	22-32	.407

Big 12

Baylor	0-1	.000
Iowa State	2-1	.667
Kansas	2-4	.333
Kansas State	1-1	.500
Oklahoma	1-0	1.000
Oklahoma State	2-0	1.000
Texas	3-4	.429
Texas Christian (TCU)	2-0	1.000
Texas Tech	2-0	1.000
West Virginia	4-3	.571
Totals	19-14	.576

Big West

Hawaii	1-0	1.000
UC Santa Barbara	1-0	1.000
Totals	2-0	1.000

Colonial Athletic

Delaware	0-1	.000
Hofstra	1-1	.500
James Madison	2-1	.670
Northeastern	1-0	1.000
Towson	1-0	1.000
UNC Wilmington	3-0	1.000
William & Mary	1-0	1.000
Totals	9-3	.750

Conference USA

Charlotte	3-2	.600
Florida Atlantic	3-0	1.000
Florida International	2-0	1.000
Louisiana Tech	2-1	.667
Middle Tennessee	2-0	1.000
Rice	2-1	.667
Southern Miss	1-0	1.000
UAB	3-1	.750
Western Kentucky	2-0	1.000
Totals	20-5	.800

Horizon

Wisconsin-Milwaukee	1-0	1.000
Wright State	1-0	1.000
Totals	2-0	1.000

Ivy League

Brown	1-0	1.000
Columbia	1-0	1.000
Harvard	1-0	1.000

Pennsylvania	2-2	.500
Yale	3-0	1.000
Totals	8-2	.800

Metro Atlantic

Fairfield	1-0	1.000
Iona	0-1	.000
Manhattan	2-1	.667
Rider	1-0	1.000
St. Peter's	1-0	1.000
Siena	1-0	1.000
Totals	6-2	.750

Mid-American

Kent State	1-0	1.000
Miami (Ohio)	0-1	.000
Ohio	2-1	.667
Toledo	1-0	1.000
Totals	4-2	.667

Mid-Eastern Athletic

Bethune-Cookman	6-0	1.000
Florida A&M	11-0	1.000
Howard	1-0	1.000
Morgan State	1-0	1.000
Norfolk State	1-0	1.000
North Carolina A&T	1-0	1.000
North Carolina Central	1-0	1.000
Savannah State	3-0	1.000
Totals	25-0	1.000

Missouri Valley

Bradley	1-1	.500
Evansville	1-1	.500
Missouri State	1-0	1.000
Wichita State	2-0	1.000
Totals	5-2	.714

Mountain West

Air Force	2-0	1.000
Colorado State	0-1	.000
Fresno State	1-0	1.000
San Diego State	1-1	.500
San Jose State	0-1	.000
Utah State	1-0	1.000
Wyoming	0-1	.000
Totals	5-4	.556

Northeast

LIU-Brooklyn	1-0	1.000
Robert Morris	1-0	1.000
St. Francis (Pa.)	1-0	1.000
Totals	3-0	1.000

Ohio Valley

Austin Peay	1-0	1.000
Belmont	1-0	1.000
Eastern Illinois	1-0	1.000
Eastern Kentucky	2-0	1.000
Morehead State	2-1	.667
Tennessee Tech	1-0	1.000
Totals	8-1	.889

Pac-12

Arizona	2-2	.500
Arizona State	2-0	1.000
California	0-2	.000
Oregon	1-0	.385
Stanford	0-4	.000
UCLA	4-0	1.000
Utah	1-1	.500
Washington	2-1	.667
Totals	12-10	.545

Patriot

American	3-0	1.000
Army	1-0	1.000
Bucknell	1-0	1.000
Holy Cross	1-0	1.000
Navy	1-1	.500
Totals	7-1	.875

SEC

See previous page

Southern

The Citadel	1-0	1.000
East Tennessee State	4-0	1.000
Furman	3-4	.429
Mercer	5-7	.417
Samford	2-0	1.000
Tennessee-Chattanooga	1-0	1.000
VMI	3-1	.750
Western Carolina	1-0	1.000
Totals	20-12	.625

Southland

McNeese State	1-0	1.000
New Orleans	3-0	1.000
Nicholls State	1-0	1.000
Northwestern State	1-0	1.000
Sam Houston State	2-0	1.000
Southeastern Louisiana	1-0	1.000
Totals	9-0	1.000

Southwestern

Alabama State	2-0	1.000
Jackson State	2-0	1.000
Mississippi Valley State	1-0	1.000
Prairie View	1-0	1.000
Southern	2-0	1.000
Texas Southern	1-0	1.000
Totals	9-0	1.000

Summit League

North Dakota State	1-0	1.000
Totals	1-0	1.000

Sun Belt

Arkansas-Little Rock	1-0	1.000
Coastal Carolina	3-0	1.000
Georgia Southern	6-2	.750
Louisiana-Lafayette	0-2	.000
Louisiana-Monroe	1-0	1.000
South Alabama	2-2	.500
Troy	1-0	1.000
Totals	14-6	.700

West Coast

Brigham Young	1-3	.250
Gonzaga	1-1	.500
Totals	2-4	.333

Western Athletic

Missouri-Kansas City	1-0	1.000
Totals	1-0	1.000

Note: Schools are listed and conference records calculated under current conference affiliations.

NCAA TOURNAMENT RESULTS

NCAA Tournament History

NCAA Tournament Appearances: 17
All-Time NCAA Record: 39-15
Final Four Appearances: 5
National Championship Appearances: 3
National Championships: 2

NCAA Tournament under Donovan

NCAA Tournament Appearances: 14
NCAA Tournament Record: 35-12
Final Four Appearances: 4
National Championship Appearances: 3
National Championships: 2

1986-87*

NCAA East First Round at Carrier Dome in Syracuse, N.Y.
March 13, 1987 – (6) Florida 82, (11) N.C. State 70
NCAA East Second Round at Carrier Dome in Syracuse, N.Y.
March 15, 1987 – (6) Florida 85, (3) Purdue 66
NCAA East Semifinals at Meadowlands Arena in East Rutherford, N.J.
March 19, 1987 – (2) Syracuse 87, (6) Florida 81

*Vacated by NCAA

1987-88*

NCAA West First Round at Huntsman Center in Salt Lake City, Utah
March 17, 1988 – (6) Florida 62, (11) St. John's 59
NCAA West Second Round at Huntsman Center in Salt Lake City, Utah
March 19, 1988 – (3) Michigan 108, (6) Florida 85

*Vacated by NCAA

1988-89

NCAA Midwest First Round at Reunion Arena in Dallas, Texas
March 17, 1989 – (10) Colorado State 68, (7) Florida 46

1993-94

NCAA East First Round at Nassau Coliseum in Long Island, N.Y.
March 17, 1994 – (3) Florida 64, (14) James Madison 62
NCAA East Second Round at Nassau Coliseum in Long Island, N.Y.
March 19, 1994 – (3) Florida 70, (11) Penn 58
NCAA East Regional Semifinal at Miami Arena in Miami, Fla.
March 25, 1994 – (3) Florida 69, (2) Connecticut 60 (OT)
NCAA East Regional Final at Miami Arena in Miami, Fla.
March 27, 1994 – (3) Florida 74, (9) Boston College 66
NCAA Tournament Final Four at Charlotte Coliseum in Charlotte, N.C.
April 2, 1994 – (2) Duke 70, (3) Florida 65

1994-95

NCAA East First Round at Tallahassee Leon County Civic Center in Tallahassee, Fla.
March 17, 1995 – (7) Iowa State 64, (10) Florida 61

1998-99

NCAA West First Round at Key Arena in Seattle, Wash.
March 11, 1999 – (6) Florida 75, (11) Penn 61
NCAA West Second Round at Key Arena in Seattle, Wash.
March 13, 1999 – (6) Florida 82, (14) Weber State 74 (OT)
NCAA West Regional Semifinal at America West Arena in Phoenix, Ariz.
March 18, 1999 – (10) Gonzaga 73, (6) Florida 72

1999-2000

NCAA East First Round at LJV Coliseum in Winston Salem, N.C.
March 17, 2000 – (5) Florida 69, (12) Butler 68 (OT)
NCAA East Second Round at LJV Coliseum in Winston Salem, N.C.
March 19, 2000 – (5) Florida 93, (4) Illinois 76
NCAA East Regional Semifinal at Carrier Dome in Syracuse, N.Y.
March 24, 2000 – (5) Florida 87, (1) Duke 78
NCAA East Regional Final at Carrier Dome in Syracuse, N.Y.
March 26, 2000 – (5) Florida 77, (3) Oklahoma State 65
NCAA Semifinal at RCA Dome in Indianapolis, Ind.
April 1, 2000 – (5) Florida 71, (8) North Carolina 59
NCAA Championship at RCA Dome in Indianapolis, Ind.
April 3, 2000 – (1) Michigan State 89, (5) Florida 76

2000-01

NCAA South First Round at Louisiana Superdome in New Orleans, La.
March 16, 2001 – (3) Florida 69, (14) Western Kentucky 56
NCAA South Second Round at Louisiana Superdome in New Orleans, La.
March 18, 2001 – (11) Temple 75, (3) Florida 54

2001-02

NCAA Midwest First Round at United Center in Chicago, Ill.
March 15, 2002 – (12) Creighton 83, (5) Florida 82 (2OT)

2002-03

NCAA South First Round at St. Pete Times Forum in Tampa, Fla.
March 21, 2003 – (2) Florida 85, (15) Sam Houston State 55
NCAA South Second Round at St. Pete Times Forum in Tampa, Fla.
March 23, 2003 – (7) Michigan State 68, (2) Florida 46

2003-04

NCAA East Rutherford First Round at RBC Center, Raleigh, N.C.
March 18, 2004 – (12) Manhattan 75, (5) Florida 60

2004-05

NCAA Syracuse First Round at Gaylord Entertainment Center, Nashville, Tenn.
March 18, 2005 – (4) Florida 67, (13) Ohio 62
NCAA Syracuse Second Round at Gaylord Entertainment Center, Nashville, Tenn.
March 20, 2005 – (5) Villanova 76, (4) Florida 65

2005-06

NCAA Minneapolis First Round at Veterans Memorial Arena, Jacksonville, Fla.
March 16, 2006 – (3) Florida 76, (14) South Alabama 50
NCAA Minneapolis Second Round at Veterans Memorial Arena, Jacksonville, Fla.
March 18, 2006 – (3) Florida 82, (11) Wisconsin-Milwaukee 60
NCAA Minneapolis Regional Semifinal at Metrodome in Minneapolis, Minn.
March 24, 2006 – (3) Florida 57, (7) Georgetown 53
NCAA Minneapolis Regional Final at Metrodome in Minneapolis, Minn.
March 26, 2006 – (3) Florida 75, (1) Villanova 62
NCAA Semifinal at RCA Dome in Indianapolis, Ind.
April 1, 2006 – (3) Florida 73, (11) George Mason 58
NCAA Championship at RCA Dome in Indianapolis, Ind.
April 3, 2006 – (3) Florida 73, (2) UCLA 57

2006-07

NCAA Midwest First Round at New Orleans Arena, New Orleans, La.
March 16, 2007 – (1) Florida 112, (16) Jackson State 69
NCAA Midwest Second Round at New Orleans Arena, New Orleans, La.
March 18, 2007 – (1) Florida 74, (9) Purdue 67
NCAA Midwest Regional Semifinal at Edward Jones Dome, St. Louis, Mo.
March 23, 2007 – (1) Florida 65, (5) Butler 57
NCAA Midwest Regional Final at Edward Jones Dome, St. Louis, Mo.
March 25, 2007 – (1) Florida 85, (3) Oregon 77
NCAA Semifinal at the Georgia Dome in Atlanta, Ga.
March 31, 2007 – (1) Florida 76, (2) UCLA 66
NCAA Championship at the Georgia Dome in Atlanta, Ga.
April 2, 2007 – (1) Florida 84, (1) Ohio State 75

2009-10

NCAA West First Round at Ford Center, Oklahoma City, Okla.
March 18, 2010 – (7) Brigham Young 99, (10) Florida 92 (2OT)

2010-11

NCAA Southeast First Round at St. Pete Times-Forum, Tampa, Fla.
March 17, 2011 – (2) Florida 79, (15) UC Santa Barbara 51
NCAA Southeast Second Round at St. Pete Times-Forum, Tampa, Fla.
March 19, 2011 – (2) Florida 73, (7) UCLA 65
NCAA Southeast Regional Semifinal at New Orleans Arena, New Orleans, La.
March 24, 2011 – (2) Florida 83, (3) Brigham Young 74 (OT)
NCAA Southeast Regional Final at New Orleans Arena, New Orleans, La.
March 26, 2011 – (8) Butler 74, (2) Florida 71 (OT)

2011-12

NCAA West First Round at CenturyLink Center, Omaha, Neb.
March 16, 2012 – (7) Florida 71, (10) Virginia 45
NCAA West Second Round at CenturyLink Center, Omaha, Neb.
March 18, 2012 – (7) Florida 84, (15) Norfolk State 50
NCAA West Regional Semifinal at US Airways Center, Phoenix, Ariz.
March 22, 2012 – (7) Florida 68, (3) Marquette 58
NCAA West Regional Final at US Airways Center, Phoenix, Ariz.
March 24, 2012 – (4) Louisville 72, (7) Florida 68

2012-13

NCAA South First Round at Erwin Center, Austin, Texas
March 22, 2013 – (3) Florida 79, (14) Northwestern State 47
NCAA South Second Round at Erwin Center, Austin, Texas
March 24, 2013 – (3) Florida 78, (11) Minnesota 64
NCAA South Regional Semifinal at Cowboys Stadium, Arlington, Texas
March 29, 2013 – (3) Florida 62, (15) Florida Gulf Coast 50
NCAA South Regional Final at Cowboys Stadium, Arlington, Texas
March 31, 2013 – (4) Michigan 79, (3) Florida 59

2013-14

NCAA South First Round at Amway Center, Orlando, Fla.
March 20, 2014 – (1) Florida 67, (16) Albany 55
NCAA South Second Round at Amway Center, Orlando, Fla.
March 22, 2014 – (1) Florida 61, (9) Pittsburgh 45
NCAA South Regional Semifinal at FedExForum, Memphis, Tenn.
March 27, 2014 – (1) Florida 79, (4) UCLA 68
NCAA South Regional Final at FedExForum, Memphis, Tenn.
March 29, 2014 – (1) Florida 62, (11) Dayton 52
NCAA Semifinal at AT&T Stadium, Arlington, Texas
April 5, 2014 – (7) Connecticut 63, (1) Florida 53

NCAA Record By Seed

Seed	Record	Times Seeded	Best Finish
1	10-1	2	NCAA Champion
2	4-2	2	Regional Final
3	14-3	4	NCAA Champion
4	1-1	1	Round of 32
5	5-3	3	NCAA Runner Up
6	2-1	1	Regional Semifinal
7	3-2	2	Regional Final
10	0-2	2	Round of 64

NCAA Record vs. Seed

Seed	Record	Seed	Record
1	3-1	9	3-0
2	3-1	10	1-2
3	4-0	11	6-1
4	2-2	12	1-2
5	1-1	13	1-0
6	-	14	5-0
7	2-4	15	4-0
8	1-1	16	2-0

NCAA TOURNAMENT RECORDS

Florida Individual (Game)

Points: 27, 2x, last by Kenny Boynton, March 18, 2010 vs. BYU
Rebounds: 17, 2x, last by Alex Tyus, March 24, 2011 vs. BYU
Assists: 12, Taurean Green, March 16, 2007 vs. Jackson State
Field Goals Made: 11, Vernon Macklin, March 26, 2011 vs. Butler
Field Goals Attempted: 20, Chandler Parsons, March 18, 2010 vs. BYU
Free Throws Made: 13, Joakim Noah, March 26, 2006 vs. Villanova
Free Throws Attempted: 15, 2x, last by Joakim Noah, March 26, 2006 vs. Villanova
3-Pt. Made: 7, Lee Humphrey, March 25, 2007 vs. Oregon
3-Pt. Attempted: 13, 3x, last by Kenny Boynton, March 24, 2011 vs. BYU
Steals: 5, 2x, last by Eddie Shannon, March 13, 1999 vs. Weber State
Turnovers: 7, 2x, last by Erving Walker, March 18, 2010 vs. BYU
Blocks: 6, Joakim Noah, April 3, 2006 vs. UCLA
Minutes: 47, Brett Nelson, March 15, 2002 vs. Creighton
FG Pct. (Min. 5 Att.): 1.000, 3x, last by Patric Young, March 16, 2012 vs. Virginia (6-6)

Florida Individual (Tournament)

Games: 6, many players in 2000, 2006 & 2007
Points: 97, Joakim Noah, 2006, 6 games
Rebounds: 68, Al Horford, 2007, 6 games
Assists: 27, Taurean Green, 2007, 6 games
Field Goals Made: 33, 2x, last by Joakim Noah, 2006, 6 games
Field Goals Attempted: 65, Dan Cross, 1994, 5 games
Free Throws Made: 31, 2x, last by Corey Brewer, 2007, 6 games
Free Throws Attempted: 38, Corey Brewer, 2007, 6 games
3-Pt. Made: 23, Lee Humphrey, 2007, 6 games
3-Pt. Attempted: 49, Lee Humphrey, 2007, 6 games
Turnovers: 22, Taurean Green, 2007, 6 games
Steals: 12, Dan Cross, 1994, 5 games
Blocks: 29, Joakim Noah, 2006, 6 games
Minutes: 219, Taurean Green, 2007, 6 games
FG Pct. (Min. 10 Att.): .846, Chris Richard (22-of-26), 2007, 6 games

Florida Individual (Career)

Games: 17, Scottie Wilbekin and Patric Young
Points: 198, Corey Brewer, 14 games
Rebounds: 137, Al Horford, 14 games
Assists: 52, Taurean Green, 14 games
Field Goals Made: 62, Corey Brewer, 14 games
Field Goals Attempted: 134, Corey Brewer, 14 games
Free Throws Made: 60, Joakim Noah (13 games) and Taurean Green (14 games)
Free Throws Attempted: 78, Joakim Noah, 13 games
3-Pt. Made: 47, Lee Humphrey, 15 games
3-Pt. Attempted: 101, Lee Humphrey, 15 games
Steals: 22, Brett Nelson, 11 games
Blocks: 41, Joakim Noah, 13 games
Minutes: 476, Taurean Green, 14 games
Pts. Avg. (3-game min): 14.8, David Lee, 6 games
Reb. Avg. (3-game min): 9.8, Al Horford, 14 games
FG Pct. (Min 20 attempts): .782, Dwayne Davis (18-of-23), 3 games

Florida Team (Game)

Points: 112, vs. Jackson St., March 16, 2007
Rebounds: 62, vs. Jackson St., March 16, 2007
Assists: 27, vs. Jackson St., March 16, 2007
Field Goals Made: 43, vs. Jackson St., March 16, 2007
Field Goals Attempted: 78, vs. BYU, March 18, 2010
Free Throws Made: 32, vs. Illinois, March 19, 2000
Free Throws Attempted: 43, vs. Oregon, March 25, 2007
3-Pt. Made: 13, vs. Sam Houston State, March 21, 2003
3-Pt. Attempted: 34, vs. BYU, March 24, 2011
Steals: 15, vs. Weber St., March 13, 1999
Turnovers: 22, vs. Oklahoma State, March 26, 2000
Blocks: 10, vs. UCLA, April 3, 2006
FG Pct.: .589 (43-of-73), vs. Jackson St., March 16, 2007
Worst FG Pct.: .372 (16-of-43), vs. Michigan State, March 23, 2003

Florida Team (Tournament)

Games: 6, 3x, 2000, 2006 and 2007 Tournaments
Points: 496, 2007 Tournament, 6 games
Rebounds: 240, 2007 Tournament, 6 games
Assists: 88, 2006 Tournament, 6 games
Field Goals Made: 161, 2000 Tournament, 6 games
Field Goals Attempted: 362, 2000 Tournament, 6 games
3-Pt. Made: 53, 2007 Tournament, 6 games
3-Pt. Attempted: 129, 2007 Tournament, 6 games
Turnovers: 92, 2000 Tournament, 6 games
Steals: 45, 1994 Tournament, 5 games
Blocks: 44, 2006 Tournament, 6 games
FG Pct. (2 games min): .522 (154-of-295), 2007 Tournament, 6 games
Worst FG Pct. (2 games min): .387 (41-of-106), 2005 Tournament, 2 games

Opponent Individual (Game)

Points: 39, Glenn Rice, Michigan, March 19, 1988
Rebounds: 16, Chris Marcus, Western Kentucky, March 16, 2001
Assists: 11, Gary Grant, Michigan, March 19, 1988
Field Goals Made: 16, Glenn Rice, Michigan, March 19, 1988
Field Goals Attempted: 29, Jimmer Fredette, BYU, March 24, 2011
Free Throws Made: 11, Jason Fraser, Villanova, March 20, 2005
Free Throws Attempted: 17, Jason Fraser, Villanova, March 20, 2005
3-Pt. Made: 8, Terrell Taylor, Creighton, March 15, 2002
3-Pt. Attempted: 16, Matt Maloney, Pennsylvania, March 19, 1994
Turnovers: 9, Brett Comer, Florida Gulf Coast, March 29, 2013
Steals: 5, 2x, last by Mitch McGary, Michigan, March 31, 2013
Blocks: 4, 3x last by Tyler Honeycutt, UCLA, March 19, 2011
Minutes: 46, Jimmer Fredette, BYU, March 18, 2010

Opponent Team (Game)

Points: 108, Michigan, March 19, 1988
Rebounds: 48, Creighton, March 15, 2002
Assists: 30, Michigan, March 19, 1988
Field Goals Made: 44, Michigan, March 19, 1988
Field Goals Attempted: 73, Villanova, March 26, 2006
Free Throws Made: 25, 2x, last by BYU, March 18, 2010
Free Throws Attempted: 35, Villanova, March 20, 2005
3-Pt. Made: 14, Pennsylvania, March 11, 1999
3-Pt. Attempted: 37, 2x, last by BYU, March 24, 2011
Turnovers: 23, Connecticut, March 25, 1994
Steals: 13, 2x, last by Michigan, March 31, 2013
Blocks: 10, Connecticut, March 25, 1994
FG Pct.: .647, Michigan (44-of-68), March 19, 1988
Worst FG Pct.: .247, Villanova (18-of-73), March 26, 2006

Career Leaders

Points:
 198, Corey Brewer, 2005-07 (14 games)
 175, Kenny Boynton, 2010-13 (13 games)
 166, Joakim Noah, 2005-07 (13 games)
 164, Taurean Green, 2005-07 (14 games)
 159, Lee Humphrey, 2004-07 (15 games)
 157, Udonis Haslem, 1999-2002 (14 games)

Rebounds:

137, Al Horford, 2005-07 (14 games)
 116, Joakim Noah, 2005-07 (13 games)
 102, Patric Young, 2011-14 (17 games)
 68, Mike Miller, 1999-2000 (9 games)
 67, Corey Brewer, 2005-07 (14 games)
 60, Udonis Haslem, 1999-2002 (12 games)

Assists:

52, Taurean Green, 2005-07 (14 games)
 43, Scottie Wilbekin, 2011-14 (17 games)
 36, Erving Walker, 2009-12 (9 games)
 35, Kenny Boynton, 2010-13 (13 games)
 35, Brett Nelson, 2000-03 (11 games)
 30, Chandler Parsons, 2010-11 (5 games)
 30, Al Horford, 2005-07 (14 games)



2017 NCAA Tournament

Dates: March 14-April 3

First Four Venue: UD Arena, Dayton, Ohio

First- and Second-Round Thursday-Saturday Venues:

First Niagara Center, Buffalo, New York
 BMO Harris Bradley Center, Milwaukee, Wisconsin
 Amway Center, Orlando, Florida
 EnergySolutions Arena, Salt Lake City, Utah

First- and Second-Round Friday-Sunday Venues:

Greensboro Coliseum, Greensboro, North Carolina
 Bankers Life Fieldhouse, Indianapolis, Indiana
 BOK Center, Tulsa, Oklahoma
 Entertainment and Sports Center, Sacramento, California

Regional Thursday-Saturday Venues:

Midwest: Sprint Center, Kansas City, Missouri
West: SAP Center, San Jose, California

Regional Friday-Sunday Venues:

South: FedExForum, Memphis, Tennessee
East: Madison Square Garden, New York City, New York

Final Four Venue:

University of Phoenix Stadium, Glendale, Arizona

NCAA TOURNAMENT BOX SCORES

(6) Florida 82, (11) NC State 70*

March 13, 1987 • Carrier Dome • Syracuse, N.Y. • First Round

NC State		tot-fg		3-pt		ft		rebounds		pf		tp		a to blk		s min		
##	Player	fg	fga	fg	fga	ft	fta	of	de	tot	pf	tp	a	to	blk	s	min	
23	Bolton, Bennie	F	7	14	4	7	2	3	0	4	4	3	20	2	3	0	1	37
52	Brown, Chucky	F	3	5	0	0	3	4	1	4	5	1	9	0	1	0	0	29
33	Shackleford, Charles	C	6	10	0	0	0	2	1	7	8	1	12	3	3	1	2	32
14	Del Negro, Vinny	G	6	14	0	3	0	0	1	3	4	5	12	4	1	0	0	36
35	Jackson, Quentin	G	3	6	1	3	2	2	1	4	5	2	5	9	1	0	1	34
11	Weems, Kelsey		1	2	0	0	0	0	1	1	2	2	2	0	0	0	1	7
21	Kennedy, Andy		1	1	0	0	0	0	0	0	0	2	2	0	1	0	0	3
22	Howard, Brian		1	2	0	0	0	0	0	0	2	2	2	0	0	0	0	1
32	Lester, Avie		0	0	0	0	0	0	0	0	0	3	0	0	0	0	0	3
34	Lambiotte, Walker		1	2	0	1	0	0	0	0	0	2	2	0	0	0	0	6
41	Giomi, Mike		0	3	0	0	0	0	2	3	5	1	0	1	0	0	1	12
TEAM								2										
Totals		29	59	5	14	7	11	6	26	34	24	70	15	10	1	6	200	

TOTAL FG%	1st Half: 13-28 46.4%	2nd Half: 16-31 51.6%	Game: 49.2%	DEADBALL
3-Pt. FG%	1st Half: 2-7 28.6%	2nd Half: 3-7 42.9%	Game: 35.7%	REBOUNDS
FThrow %	1st Half: 2-4 50.0%	2nd Half: 5-7 71.4%	Game: 63.6%	0

Florida		tot-fg		3-pt		ft		rebounds		pf		tp		a to blk		s min		
##	Player	fg	fga	fg	fga	ft	fta	of	de	tot	pf	tp	a	to	blk	s	min	
03	Lawrence, Pat	F	2	3	1	2	0	0	1	3	4	4	5	1	0	0	0	17
04	Lawrence, Joe	F	3	5	2	4	0	0	0	1	1	3	8	2	1	0	0	32
33	Schintzius, Dwayne	C	4	12	0	0	1	1	0	4	4	2	9	4	4	3	0	32
05	Moten, Andrew	G	5	8	2	3	7	7	1	6	7	0	19	3	2	0	0	32
11	Maxwell, Vernon	G	6	16	2	4	14	21	3	4	7	2	28	1	1	0	2	37
00	Montgomery, Ronnie		0	2	0	1	0	0	1	1	0	0	0	0	0	0	0	10
21	McClary, Kenny		4	5	0	0	0	1	1	2	3	3	8	1	0	0	0	9
22	Capers, Chris		1	2	0	0	2	2	0	3	3	2	4	1	0	1	1	20
23	Lett, Clifford		0	1	0	0	1	2	2	2	4	2	1	0	0	0	1	11
TEAM								3										
Totals		25	54	7	14	25	34	8	26	37	18	82	12	8	4	4	200	

TOTAL FG%	1st Half: 13-28 46.4%	2nd Half: 12-26 46.2%	Game: 46.3%	DEADBALL
3-Pt. FG%	1st Half: 4-7 57.1%	2nd Half: 3-7 42.9%	Game: 50.0%	REBOUNDS
FThrow %	1st Half: 3-5 60.0%	2nd Half: 22-29 75.9%	Game: 73.5%	1

Technical fouls: N.C. State-Shackleford, Charles. Florida-None.
Attendance: 14072

Score by Periods	1st	2nd	Final
NC State	30	40	70
Florida	33	49	82

*Vacated by NCAA

(2) Syracuse 87, (6) Florida 81*

March 19, 1987 • Meadowlands Arena • East Rutherford, N.J. • Regional Semifinals

Florida		tot-fg		3-pt		ft		rebounds		pf		tp		a to blk		s min		
##	Player	fg	fga	fg	fga	ft	fta	of	de	tot	pf	tp	a	to	blk	s	min	
04	Lawrence, Joe	F	1	2	1	2	0	0	0	0	0	0	3	0	0	0	0	14
34	Jones, Melven	F	0	3	0	0	0	0	1	1	2	1	0	2	0	0	1	15
33	Schintzius, Dwayne	C	3	10	0	0	0	0	2	9	11	5	6	3	2	3	1	29
05	Moten, Andrew	G	7	18	1	7	3	4	2	0	2	3	18	2	1	0	4	35
11	Maxwell, Vernon	G	11	23	3	6	0	0	3	1	4	1	25	0	4	0	1	35
00	Montgomery, Ronnie		0	0	0	0	0	0	0	0	0	0	0	2	0	1	0	10
03	Lawrence, Pat		5	9	4	6	0	0	4	4	3	14	3	0	0	0	1	25
21	McClary, Kenny		2	6	0	0	3	4	2	4	6	4	7	1	3	2	0	22
22	Capers, Chris		1	1	0	0	0	0	1	0	1	0	2	0	1	0	1	6
23	Lett, Clifford		2	2	1	1	1	2	1	0	1	2	6	0	0	0	0	9
TEAM								3										
Totals		32	74	10	22	7	10	19	15	34	19	81	13	11	6	9	200	

TOTAL FG%	1st Half: 40.0%	2nd Half: N/A	Game: 43.2%	DEADBALL
3-Pt. FG%	1st Half: 4-9 44.4%	2nd Half: 6-13 46.2%	Game: 45.5%	REBOUNDS
FThrow %	1st Half: 5-6 83.3%	2nd Half: 2-4 50.0%	Game: 70.0%	2

Syracuse		tot-fg		3-pt		ft		rebounds		pf		tp		a to blk		s min		
##	Player	fg	fga	fg	fga	ft	fta	of	de	tot	pf	tp	a	to	blk	s	min	
25	Triche, Howard	F	8	12	0	0	1	1	1	3	4	2	17	5	1	0	0	39
44	Coleman, Derrick	F	4	9	0	0	7	8	1	8	9	2	15	2	2	1	1	38
04	Seikaly, Rony	C	14	20	0	0	5	6	5	4	9	3	33	0	3	2	0	38
11	Monroe, Greg	G	5	8	0	2	2	2	0	3	3	0	12	2	3	0	1	38
20	Douglas, Sherman	G	4	12	0	2	2	3	2	2	4	3	10	10	5	0	0	36
30	Brower, Derek		0	0	0	0	0	0	1	1	1	0	1	0	0	0	4	
32	Thompson, Stephen		0	0	0	0	0	0	0	0	0	0	0	1	0	0	7	
TEAM								3										
Totals		35	61	0	4	17	20	12	24	36	11	87	20	15	3	2	200	

TOTAL FG%	1st Half: 50.0%	2nd Half: N/A	Game: 57.4%	DEADBALL
3-Pt. FG%	1st Half: 0.0%	2nd Half: 0.0%	Game: 0.0%	REBOUNDS
FThrow %	1st Half: 80.0%	2nd Half: N/A	Game: 85.0%	0

Technical fouls: Syracuse-None. Florida-None.
Attendance: 19552

Score by Periods	1st	2nd	Final
Florida	33	48	81
Syracuse	40	47	87

*Vacated by NCAA

(6) Florida 85, (3) Purdue 66*

March 15, 1987 • Carrier Dome • Syracuse, N.Y. • Second Round

Florida		tot-fg		3-pt		ft		rebounds		pf		tp		a to blk		s min		
##	Player	fg	fga	fg	fga	ft	fta	of	de	tot	pf	tp	a	to	blk	s	min	
04	Lawrence, Joe	F	3	6	1	4	0	0	1	3	4	1	7	3	0	0	0	24
22	Capers, Chris	F	1	2	0	0	2	2	2	0	2	3	4	1	1	0	0	16
33	Schintzius, Dwayne	C	7	10	0	0	7	8	0	4	4	2	6	0	1	0	29	21
05	Moten, Andrew	G	1	7	1	4	2	2	0	3	3	0	5	5	2	0	2	37
11	Maxwell, Vernon	G	9	20	3	4	3	5	0	5	5	4	24	4	3	0	1	24
00	Montgomery, Ronnie		2	2	0	0	0	0	0	1	1	2	4	4	2	0	1	18
03	Lawrence, Pat		2	3	1	2	0	0	0	0	0	1	5	1	0	0	0	9
21	McClary, Kenny		1	2	0	0	0	0	1	3	4	2	2	2	3	0	0	11
23	Lett, Clifford		0	2	0	1	0	0	0	0	0	0	0	0	0	0	0	8
34	Jones, Melven		6	6	0	0	1	2	2	4	6	0	13	0	0	0	2	24
TEAM								8										
Totals		32	60	6	15	15	19	6	23	37	15	85	26	11	1	6	200	

TOTAL FG%	1st Half: 14-33 42.4%	2nd Half: 18-27 66.7%	Game: 53.3%	DEADBALL
3-Pt. FG%	1st Half: 3-8 37.5%	2nd Half: 3-7 42.9%	Game: 40.0%	REBOUNDS
FThrow %	1st Half: 0-0 0.0%	2nd Half: 15-19 78.9%	Game: 78.9%	0

Purdue		tot-fg		3-pt		ft		rebounds		pf		tp		a to blk		s min	
##	Player	fg	fga	fg	fga	ft	fta	of	de	tot	pf	tp	a	to	blk	s	min
20	Lee, Doug	F	2	9	0	4	0	1	1	3	4	4	4	2	0	1	39

NCAA TOURNAMENT BOX SCORES

(3) Michigan 108, (6) Florida 85*

March 19, 1988 • Huntsman Center • Salt Lake City, Utah • Second Round

Florida		tot-fg		3-pt		ft fta		rebounds		pf		tp		a		to blk		s		min	
#	Player	fg	fga	fg	fga	ft	fta	of	de	tot	pf	tp	a	to	blk	s	min				
03	Lawrence, Pat	F	2	3	0	0	1	0	0	0	4	2	0	0	0	0	20				
32	Chatman, Livingston	F	3	10	0	0	1	2	0	2	1	7	3	2	0	3	34				
33	Schintzius, Dwayne	C	8	18	0	1	1	2	4	5	9	3	17	2	1	1	0	36			
00	Montgomery, Ronnie	G	1	2	0	1	0	1	3	4	3	2	6	3	0	0	20				
11	Maxwell, Vernon	G	8	16	3	6	4	7	0	0	2	23	10	1	0	0	38				
13	Jenkins, Wyndell		0	1	0	1	0	0	1	1	1	0	0	1	0	0	5				
23	Lett, Clifford		3	6	0	2	5	8	2	0	2	3	11	1	1	1	20				
50	Davis, Dwayne		8	10	0	0	5	8	2	5	7	2	21	1	0	2	0	26			
52	Gurley, Bill		0	1	0	0	0	0	0	0	0	0	0	0	0	0	1				
TEAM		1 1																			
Totals		33 67		3 12		16 30		9 17 26		15 85		25 9 4 4		200							

TOTAL FG%	1st Half: 44.1%	2nd Half: N/A	Game: 49.3%	DEADBALL
3-Pt. FG%	1st Half: 25.0%	2nd Half: N/A	Game: 25.0%	REBOUNDS
FThrow %	1st Half: 66.7%	2nd Half: N/A	Game: 53.3%	5

Michigan		tot-fg		3-pt		ft fta		rebounds		pf		tp		a		to blk		s		min	
#	Player	fg	fga	fg	fga	ft	fta	of	de	tot	pf	tp	a	to	blk	s	min				
	Rice, Glen	F	16	24	3	3	4	4	1	4	5	3	39	5	0	1	2	36			
	Mills, Terry	F	7	11	0	0	2	2	7	9	1	16	2	0	1	0	29				
	Vaught, Loy	C	9	11	0	0	4	4	5	10	15	3	22	1	2	0	28				
	Robinson, Rumeal	G	3	4	0	0	2	4	0	1	1	5	8	7	3	0	24				
	Grant, Gary	G	7	11	2	3	3	5	0	3	3	3	19	11	3	0	34				
	Griffin, Michael		0	1	0	0	0	2	2	4	3	0	2	2	0	0	19				
	Taylor, Kirk		0	1	0	0	0	1	1	2	1	0	1	0	0	0	3				
	Stoyko, Steve		0	0	0	0	0	0	0	0	0	0	0	0	0	0	3				
	Oosterban, John		0	0	0	0	0	0	1	1	2	0	1	0	0	0	6				
	Hughes, Mark		2	5	0	0	0	0	1	1	3	4	0	1	0	0	18				
TEAM		1 1																			
Totals		44 68		5 6		15 19		11 31 42		24 108		30 11 2 5		200							

TOTAL FG%	1st Half: 68.4%	2nd Half: N/A	Game: 49.3%	DEADBALL
3-Pt. FG%	1st Half: 66.7%	2nd Half: N/A	Game: 25.0%	REBOUNDS
FThrow %	1st Half: 0.0%	2nd Half: N/A	Game: 53.3%	3

Technical fouls: Michigan-None. Florida-None.

Attendance: 13777

Score by Periods	1st	2nd	Final
Florida	35	50	85
Michigan	54	54	108

(10) Colorado State 68, (7) Florida 46

March 17, 1989 • Reunion Arena • Dallas, Texas • First Round

Colorado State		tot-fg		3-pt		ft fta		rebounds		pf		tp		a		to blk		s		min	
#	Player	fg	fga	fg	fga	ft	fta	of	de	tot	pf	tp	a	to	blk	s	min				
	Durham, Pat	F	7	13	0	0	2	4	0	4	1	16	1	4	2	1	37				
	Anderson, Andy	F	3	4	1	2	2	2	1	1	2	1	9	3	4	0	34				
	Friehauf, Eric	C	1	4	0	0	1	5	1	1	2	3	3	5	0	1	2	32			
	Tribelhorn, Joel	G	7	12	4	6	2	2	1	0	1	0	20	2	2	0	35				
	Shippen, Trent	G	2	3	2	2	2	2	0	4	4	0	8	3	0	0	28				
	Michael, Matt		0	0	0	0	0	0	0	0	0	0	0	1	0	0	2				
	Tryon, Lynn		1	4	0	1	0	1	2	2	4	2	2	1	1	0	15				
	Molyneux, Dwayne		0	0	0	0	1	0	0	0	0	0	0	1	1	0	2				
	Hines, Jamie		0	1	0	0	2	2	0	1	1	0	2	0	0	0	2				
	Larson, Doug		1	1	0	0	0	1	0	1	0	2	0	0	0	0	1				
	Sharp, Matt		1	1	0	0	0	1	3	4	2	2	0	0	0	0	11				
	Manna, Wagner		1	1	0	0	2	2	0	1	1	1	0	0	0	1	4				
TEAM		2 2																			
Totals		24 44		7 11		13 21		7 19 26		10 68		16 12 4 8		200							

TOTAL FG%	1st Half: 57.1%	2nd Half: N/A	Game: 54.5%	DEADBALL
3-Pt. FG%	1st Half: 57.1%	2nd Half: N/A	Game: 63.6%	REBOUNDS
FThrow %	1st Half: 60.0%	2nd Half: N/A	Game: 61.9%	4

Florida		tot-fg		3-pt		ft fta		rebounds		pf		tp		a		to blk		s		min	
#	Player	fg	fga	fg	fga	ft	fta	of	de	tot	pf	tp	a	to	blk	s	min				
32	Chatman, Livingston	F	4	12	0	1	0	0	3	4	7	2	8	2	4	0	1	36			
34	Kerr, Michael	F	1	4	0	1	0	0	1	1	2	4	2	0	1	0	0	11			
33	Schintzius, Dwayne	C	7	13	0	0	0	0	1	7	8	3	14	3	6	1	36				
20	Garcia, Renaldo	G	2	4	0	1	0	0	1	0	1	2	4	3	2	0	26				
23	Lett, Clifford	G	1	7	1	5	0	0	1	1	2	2	3	4	3	0	1	34			
14	Ramirez, Mike		0	1	0	1	0	0	0	0	0	0	0	0	1	0	2				
21	Turner, Tim		0	0	0	0	0	0	0	0	0	1	0	0	0	0	2				
25	Hogan, Brian		1	4	0	3	0	0	1	1	2	2	2	2	0	0	2	18			
44	McKinnon, Kelly		1	4	0	1	2	2	0	0	1	4	0	0	0	0	5				
50	Davis, Dwayne		4	5	0	0	1	2	3	6	3	9	0	1	1	2	30				
TEAM		1 2 3																			
Totals		21 54		1 13		3 4		12 19 31		20 14		18 2 7 200		46							

TOTAL FG%	1st Half: 40.0%	2nd Half: N/A	Game: 38.9%	DEADBALL
3-Pt. FG%	1st Half: 25.0%	2nd Half: N/A	Game: 7.7%	REBOUNDS
FThrow %	1st Half: 50.0%	2nd Half: N/A	Game: 75.0%	1

Technical fouls: Colorado State-None. Florida-None.

Attendance: 8711

Score by Periods	1st	2nd	Final
Colorado State	31	37	68
Florida	22	24	46

(3) Florida 64, (14) James Madison 62

March 17, 1994 • Nassau Coliseum • Uniondale, N.Y. • First Round

James Madison		tot-fg		3-pt		ft fta		rebounds		pf		tp		a		to blk		s		min	
#	Player	fg	fga	fg	fga	ft	fta	of	de	tot	pf	tp	a	to	blk	s	min				
03	Rowe, Louis	F	0	4	0	1	3	8	1	6	7	4	3	3	2	1	0	26			
52	Ritter, Clayton	F	12	19	1	3	2	2	0	2	2	3	27	1	2	1	1	25			
04	Robinson, Kareem	C	0	0	0	0	0	0	1	1	4	0	0	1	0	1	15				
23	Culuko, Kent	G	1	4	1	3	3	3	4	7	4	6	0	1	0	0	33				
31	Leonard, Dennis	G	3	11	2	7	2	3	2	5	7	2	10	4	4	0	37				
11	McLinton, Darren		4	12	2	4	4	5	1	2	3	1	14	1	2	0	1	28			
22	Venson, Michael		0	5	0	1	0	0	2	2	1	0	0	0	0	0	16				
24	Lott, Charles		0	2	0	0	2	3	2	5	1	0	0	0	0	0	14				
32	Culicerto, Ryan		1	1	0	0	0	1	0	0	0	2	0	0	0	1	6				
TEAM		2 4 6																			
Totals		21 58		6 19		14 24		14 26 40		20 62		9 12 2 4		200							

TOTAL FG%	1st Half: 6-27 22.2%	2nd Half: 15-31 48.4%	Game: 36.2%	DEADBALL
3-Pt. FG%	1st Half: 2-10 20.0%	2nd Half: 4-9 44.4%	Game: 31.7%	REBOUNDS
FThrow %	1st Half: 8-18 44.4%	2nd Half: 6-6 100%	Game: 58.3%	5

Florida		tot-fg		3-pt		ft fta		rebounds		pf		tp		a		to blk		s		min	
#	Player	fg	fga	fg	fga	ft	fta	of	de	tot	pf	tp	a	to	blk	s	min				
03	Thompson, Brian	F	4	8	0	0	0	2	3	1	4	1	8	1	0	0	0	20			
55	DeClercq, Andrew	F	2	5	0	0	2	3	1	8	9	4	6	0	1	2	1	29			
35	Hill, Dametri	C	1	4	0	0	1	2	0	1	1	3	3	0	2	0	0	19			
04	Brown, Craig	G	6	13	3	8	0	2	1	3	4	0	15	0	1	0	2	38			

NCAA TOURNAMENT BOX SCORES

(3) Florida 69, (2) Connecticut 60 (OT)

March 25, 1994 • Miami Arena • Miami, Fla. • Regional Semifinals

Florida		tot-fg		3-pt		rebounds		pf		tp		a to blk		s min			
#	Player	fg	fga	fg	fga	ft	fta	of	de	tot	pf	tp	a	to	blk	s	min
03	Thompson, Brian	F	2	7	0	0	1	0	3	3	0	4	2	2	0	2	22
55	DeClercq, Andrew	F	4	8	0	0	1	2	3	3	6	4	9	2	3	0	30
35	Hill, Dametri	C	5	12	0	1	5	7	3	2	5	2	15	0	2	0	39
04	Brown, Craig	G	7	14	2	5	1	2	1	8	9	1	17	4	3	0	41
12	Cross, Dan	G	5	14	0	2	7	11	1	3	4	4	17	4	2	0	43
05	Anderson, Jason		0	4	0	0	2	2	4	1	5	4	2	1	0	1	23
10	Williams, Greg		0	1	0	0	0	0	1	1	0	0	0	1	0	2	6
15	Kuisma, Martti		1	5	1	4	0	0	1	2	0	3	0	1	0	0	15
40	Dyrkolbotn, Svein		1	2	0	0	0	0	1	0	1	2	1	1	0	0	6
TEAM								1		3		4		1			
Totals		25 67		3 12		16 25		15 25 40		16 69		14 16		1 12		225	
TOTAL FG%		1st Half: 12-32 37.5%		2nd Half/OT: 13-35 37.1%		Game: 37.3%				DEADBALL							
3-Pt. FG%		1st Half: 2-5 40.0%		2nd Half/OT: 1-7 14.3%		Game: 25.0%				REBOUNDS							
FThrow %		1st Half: 2-4 50.0%		2nd Half/OT: 14-21 66.7%		Game: 64.0%				N/A							

Connecticut		tot-fg		3-pt		rebounds		pf		tp		a to blk		s min			
#	Player	fg	fga	fg	fga	ft	fta	of	de	tot	pf	tp	a	to	blk	s	min
33	Marshall, Donny	F	3	7	0	2	4	4	2	1	3	3	10	1	2	0	30
42	Marshall, Donyell	F	5	13	0	5	6	10	1	12	13	1	16	3	4	4	44
45	Hayward, Eric	C	0	0	0	0	0	0	1	2	3	2	0	0	4	1	0
11	Sheffer, Doron	G	7	16	2	6	2	2	1	4	5	2	18	3	5	1	39
12	Ollie, Kevin	G	1	6	0	2	4	4	0	4	4	1	6	8	4	0	39
04	Willingham, Nantambu		0	0	0	0	0	0	1	1	0	0	0	0	0	0	0
23	Johnson, Rudy		1	2	0	0	0	2	0	2	1	2	0	1	0	0	5
31	Fair, Brian		0	1	0	0	0	0	0	0	0	0	0	0	0	0	4
32	King, Kirk		0	0	0	0	0	0	0	0	0	2	0	0	1	1	2
34	Allen, Ray		1	5	0	2	0	0	1	3	4	3	2	0	2	0	20
40	Knight, Travis		3	5	0	0	0	2	2	4	6	5	6	0	0	3	27
TEAM								1		1		2					
Totals		21 55		2 17		16 22		11 32 43		20 60		15 23 10		6 225			
TOTAL FG%		1st Half: 15-29 51.7%		2nd Half/OT: 6-26 23.1%		Game: 38.2%				DEADBALL							
3-Pt. FG%		1st Half: 2-9 22.2%		2nd Half/OT: 0-8 0.0%		Game: 11.8%				REBOUNDS							
FThrow %		1st Half: 2-4 50.0%		2nd Half/OT: 14-18 77.8%		Game: 72.7%				N/A							

Technical fouls: Connecticut-None. Florida-None.
Attendance: 15217

Score by Periods	1st	2nd	OT	Final
Florida	28	29	12	69
Connecticut	34	23	3	60

(2) Duke 70, (3) Florida 65

April 2, 1994 • Charlotte Coliseum, Charlotte, N.C. • Final Four

Florida		tot-fg		3-pt		rebounds		pf		tp		a to blk		s min			
#	Player	fg	fga	fg	fga	ft	fta	of	de	tot	pf	tp	a	to	blk	s	min
03	Thompson, Brian	F	1	3	0	0	2	4	1	2	3	4	4	0	3	0	20
55	DeClercq, Andrew	F	7	11	0	1	0	2	3	4	7	2	14	1	4	1	29
35	Hill, Dametri	C	6	17	0	0	4	6	4	5	9	1	16	3	2	0	30
04	Brown, Craig	G	3	9	2	3	0	0	3	3	6	1	8	5	1	0	35
12	Cross, Dan	G	3	14	2	5	2	4	1	5	6	2	10	8	3	0	39
05	Anderson, Jason		4	6	0	0	1	2	1	3	4	4	9	0	2	0	21
10	Williams, Greg		1	1	0	0	0	0	0	0	0	1	2	0	0	1	5
15	Kuisma, Martti		0	2	0	0	2	2	1	0	1	1	2	0	1	0	12
40	Dyrkolbotn, Svein		0	0	0	0	0	0	1	1	0	0	0	0	0	0	9
TEAM								3		1		4					
Totals		25 63		4 9		11 20		17 24 41		16 65		17 16		1 10		200	
TOTAL FG%		1st Half: 13-27 48.1%		2nd Half: 12-36 33.3%		Game: 39.7%				DEADBALL							
3-Pt. FG%		1st Half: 2-4 50.0%		2nd Half: 2-5 40.0%		Game: 44.4%				REBOUNDS							
FThrow %		1st Half: 11-18 61.1%		2nd Half: 0-2 0.0%		Game: 55.0%				5							

Duke		tot-fg		3-pt		rebounds		pf		tp		a to blk		s min			
#	Player	fg	fga	fg	fga	ft	fta	of	de	tot	pf	tp	a	to	blk	s	min
21	Lang, Antonio	F	3	6	0	0	6	6	2	3	5	3	12	0	1	0	28
33	Hill, Grant	F	8	13	3	4	6	8	0	6	6	2	25	5	7	2	40
44	Parks, Cherokee	C	4	11	0	0	3	4	3	8	11	1	11	2	3	2	40
05	Capel, Jeff	G	3	10	2	4	1	1	0	3	3	3	9	0	3	0	33
20	Collins, Chris	G	1	4	0	3	0	0	0	1	1	0	2	1	1	0	24
03	Clark, Marty		3	6	2	3	0	0	1	2	3	4	8	3	0	1	24
52	Meek, Erik		0	1	0	0	3	4	1	1	2	1	3	0	0	0	10
55	Newton, Greg		0	0	0	0	0	0	0	0	0	2	0	0	1	0	1
TEAM								1		1		2					
Totals		22 51		7 14		19 23		8 25 33		16 70		11 16		6 6		200	
TOTAL FG%		1st Half: 9-25 36.0%		2nd Half: 13-26 50.0%		Game: 43.1%				DEADBALL							
3-Pt. FG%		1st Half: 3-7 42.9%		2nd Half: 4-7 57.1%		Game: 50.0%				REBOUNDS							
FThrow %		1st Half: 11-13 84.6%		2nd Half: 8-10 80.0%		Game: 82.6%				1							

Technical fouls: Duke-None. Florida-None.
Attendance: 23674

Score by Periods	1st	2nd	Final
Florida	39	26	65
Duke	32	38	70

(3) Florida 74, (9) Boston College 66

March 27, 1994 • Miami Arena • Miami, Fla. • Regional Final

Boston College		tot-fg		3-pt		rebounds		pf		tp		a to blk		s min			
#	Player	fg	fga	fg	fga	ft	fta	of	de	tot	pf	tp	a	to	blk	s	min
12	Huckaby, Malcom	F	0	5	0	4	1	2	1	0	1	3	1	5	2	0	39
24	Abrams, Danya	F	4	10	0	0	6	8	1	8	9	3	14	0	4	0	32
15	Curley, Bill	C	8	16	0	0	4	6	3	4	7	2	20	0	2	0	38
10	Eisley, Howard	G	4	11	2	5	9	9	0	4	4	2	19	5	4	0	40
23	Abram, Gerrod	G	3	8	2	6	1	2	0	3	3	5	9	3	4	1	36
32	Molinsky, Marc		0	0	0	0	0	0	1	1	0	0	0	0	0	0	5
40	Grant, Paul		1	1	0	0	0	0	0	0	0	2	0	0	0	0	3
41	Hrobowski, Kevin		0	1	0	0	1	2	1	0	1	1	1	0	0	0	2
TEAM								3		0		3					
Totals		20 52		4 15		22 29		9 20 29		16 66		13 16		1 7		200	
TOTAL FG%		1st Half: 11-25 44.0%		2nd Half: 9-27 33.3%		Game: 38.5%				DEADBALL							
3-Pt. FG%		1st Half: 3-5 60.0%		2nd Half: 1-10 10.0%		Game: 26.7%				REBOUNDS							
FThrow %		1st Half: 8-10 80.0%		2nd Half: 14-19 73.7%		Game: 75.9%				2							

Florida		tot-fg		3-pt		rebounds		pf		tp		a to blk		s min			
#	Player	fg	fga	fg	fga	ft	fta	of	de	tot	pf	tp	a	to	blk	s	min
03	Thompson, Brian	F	1	4	0	0	0	0	1	7	8	1	2	4	1	0	21
55	DeClercq, Andrew	F	8	11	0	0	0	0	5	8	13	3	16	0	4	1	30
35	Hill, Dametri	C	4	5	0	0	4	4	0	1	1	5	12	0	1	0	23
04	Brown, Craig	G	7	14	5	9	2										

NCAA TOURNAMENT BOX SCORES

(6) Florida 75, (11) Penn 61

March 11, 1999 • KeyArena • Seattle, Wash. • First Round

Penn		tot-fg	3-pt	rebounds		pf		tp		a		to blk		s		min		
##	Player	fg	fga	ft	fta	of	de	tot	pf	tp	a	to	blk	s	min			
	Ryan, Jed	F	8	14	6	10	0	0	1	1	1	2	2	0	1	39		
	Romanczuk, Paul	F	0	3	0	0	3	4	3	7	5	0	3	5	0	3	23	
	Owens, Geoff	C	0	0	0	0	3	6	0	5	5	3	0	2	0	18		
	Langel, Matt	G	6	8	4	6	0	0	0	0	0	16	3	3	0	36		
	Jordan, Michael	G	5	16	3	12	2	5	0	2	5	15	6	3	0	2	35	
	Brown, Frank		1	2	0	0	0	1	4	5	4	2	1	2	0	16		
	Plummer, Lamar		1	5	1	4	0	0	2	2	3	3	1	1	0	19		
	Sullivan, Mike		0	1	0	0	0	0	1	1	1	0	2	1	0	11		
	Sanger, Josh		0	0	0	0	0	0	1	1	0	0	0	0	0	3		
	TEAM							2	2	4								
Totals			21	49	14	32	5	14	7	21	28	24	61	17	17	2	6	200

TOTAL FG%	1st Half: 15-27 55.6%	2nd Half: 6-22 27.3%	Game: 42.9%	DEADBALL
3-Pt. FG%	1st Half: 11-17 64.7%	2nd Half: 3-15 20.0%	Game: 43.8%	REBOUNDS
FThrow %	1st Half: 2-7 28.6%	2nd Half: 3-7 42.9%	Game: 35.7%	5

Florida		tot-fg	3-pt	rebounds		pf		tp		a		to blk		s		min		
##	Player	fg	fga	ft	fta	of	de	tot	pf	tp	a	to	blk	s	min			
	00 Wright, Brent	F	4	7	0	1	7	12	4	8	12	1	15	0	2	0	5	35
	25 Parker, Major	F	2	5	0	0	1	2	4	1	5	3	5	1	1	1	0	13
	24 Stolt, Greg	C	2	7	1	4	0	0	3	3	2	5	1	0	0	1	33	
	03 Shannon, Eddie	G	1	2	1	2	7	8	0	0	0	4	10	4	0	0	1	25
	52 Weaks, Kenyan	G	4	10	3	6	0	0	1	4	5	1	11	3	2	0	0	28
	05 Dupay, Teddy	D	4	5	2	3	4	4	0	1	1	1	14	1	2	0	0	25
	13 Miller, Mike		5	11	1	2	4	6	2	5	7	0	15	1	1	0	2	26
	23 Halton, LaDarius		0	0	0	0	0	1	0	1	0	0	0	0	0	0	0	3
	50 Haslem, Udonis		0	3	0	0	0	0	0	0	4	0	0	5	0	0	12	
	TEAM							1	1	2								
Totals			22	50	8	18	23	32	13	23	36	16	11	13	1	9	200	75

TOTAL FG%	1st Half: 11-28 39.3%	2nd Half: 11-22 50.0%	Game: 44.0%	DEADBALL
3-Pt. FG%	1st Half: 5-13 38.5%	2nd Half: 3-5 60.0%	Game: 44.4%	REBOUNDS
FThrow %	1st Half: 5-9 55.6%	2nd Half: 18-23 78.3%	Game: 71.9%	5

Technical fouls: Penn-None. Florida-None.

Attendance: 14971

Score by Periods	1st	2nd	Final
Penn	43	18	61
Florida	32	43	75

(6) Florida 82, (14) Weber State 74 (OT)

March 13, 1999 • KeyArena, Seattle, Wash. • Second Round

Weber State		tot-fg	3-pt	rebounds		pf		tp		a		to blk		s		min		
##	Player	fg	fga	ft	fta	of	de	tot	pf	tp	a	to	blk	s	min			
	Lawson, Marc	F	1	1	1	1	0	0	0	0	0	2	3	0	0	0	13	
	21 Arceneaux, Harold	F	12	27	2	6	6	8	2	7	9	3	32	1	7	1	3	43
	Jensen, Andy	C	0	1	0	0	1	2	1	4	5	3	1	0	3	0	1	26
	04 Gill, Eddie	G	5	14	2	6	7	8	0	3	3	4	19	5	3	0	4	45
	Jackson, Noel	G	3	10	0	4	2	3	2	3	5	4	8	5	6	0	0	38
	Ketcham, Eric		1	5	1	2	0	0	1	1	2	5	3	0	0	0	1	18
	Baskerville, Damien		2	4	0	0	4	4	3	4	7	1	8	1	2	0	4	28
	Moore, Shawn		0	1	0	1	0	0	0	0	0	0	0	0	1	0	0	3
	Condill, Luke		0	0	0	0	0	0	0	0	0	1	0	0	0	0	0	1
	Woods, Chris		0	0	0	0	0	0	0	1	1	0	0	1	0	0	0	10
	TEAM							3	0	3								
Totals			24	63	6	20	20	25	12	23	35	23	74	13	22	1	13	225

TOTAL FG%	1st Half: 16-31 51.6%	2nd Half/OT: 8-32 25.0%	Game: 38.1%	DEADBALL
3-Pt. FG%	1st Half: 4-9 44.4%	2nd Half/OT: 2-11 18.2%	Game: 30.0%	REBOUNDS
FThrow %	1st Half: 4-4 100%	2nd Half/OT: 16-21 76.2%	Game: 80.0%	7

Florida		tot-fg	3-pt	rebounds		pf		tp		a		to blk		s		min		
##	Player	fg	fga	ft	fta	of	de	tot	pf	tp	a	to	blk	s	min			
	00 Wright, Brent	F	2	3	0	1	2	4	0	4	4	3	6	7	4	0	2	34
	25 Parker, Major	F	0	1	0	0	2	2	1	2	3	0	2	0	0	1	17	
	24 Stolt, Greg	C	10	13	4	5	2	4	0	5	5	2	26	0	1	2	1	38
	03 Shannon, Eddie	G	2	3	1	2	1	2	0	2	2	6	7	1	0	5	30	
	52 Weaks, Kenyan	G	4	9	2	5	1	2	3	6	9	3	11	0	7	0	4	32
	05 Dupay, Teddy	D	3	11	2	6	6	7	0	0	0	1	14	2	2	0	0	25
	13 Miller, Mike		3	9	1	5	1	2	1	3	4	2	8	1	5	0	1	27
	23 Halton, LaDarius		1	2	1	1	0	0	0	0	0	3	1	0	0	1	5	
	50 Haslem, Udonis		1	2	0	0	4	6	1	2	3	6	0	1	1	0	17	
	TEAM							2	2	4	1							
Totals			26	53	11	25	19	29	8	26	34	17	82	20	21	3	15	225

TOTAL FG%	1st Half: 12-24 50.0%	2nd Half/OT: 14-29 48.3%	Game: 49.1%	DEADBALL
3-Pt. FG%	1st Half: 6-13 46.2%	2nd Half/OT: 5-12 41.7%	Game: 44.0%	REBOUNDS
FThrow %	1st Half: 5-6 83.3%	2nd Half/OT: 14-23 60.9%	Game: 65.5%	5

Technical fouls: Weber State-None. Florida-Haslem, Udonis (1); Weaks, Kenyan (1); Bench (1).

Attendance: 15187

Score by Periods	1st	2nd	OT	Final
Weber State	40	28	6	74
Florida	35	33	14	82

(10) Gonzaga 73, (6) Florida 72

March 18, 1999 • America West Arena • Phoenix, Ariz. • Regional Semifinals

Gonzaga		tot-fg	3-pt	rebounds		pf		tp		a		to blk		s		min		
##	Player	fg	fga	ft	fta	of	de	tot	pf	tp	a	to	blk	s	min			
	24 Frahm, Richie	F	6	10	5	8	0	0	5	3	17	4	3	0	1	30		
	31 Calvary, Casey	F	5	6	0	0	2	2	3	5	3	12	0	0	0	0	25	
	13 Eaton, Jeremy	C	2	6	0	0	1	2	0	4	4	5	1	1	1	1	22	
	11 Hall, Quentin	G	2	5	1	3	2	6	0	1	1	7	4	6	0	5	33	
	Santangelo, Matt	G	3	13	2	6	3	4	0	2	2	11	7	3	0	2	35	
	Floyd, Ryan		1	2	1	2	0	0	1	1	2	0	3	1	1	0	12	
	Leasure, Mike		2	3	1	1	0	0	0	1	1	0	5	2	0	0	10	
	Spink, Mark		1	3	0	0	0	0	2	1	3	1	2	0	0	0	6	
	Nilson, Mike		1	2	1	1	0	0	1	1	2	3	0	1	0	1	11	
	Dench, Axel		2	5	1	1	3	4	2	0	2	4	1	0	1	0	16	
	TEAM							0	0	0								
Totals			25	55	12	22	11	18	8	19	27	21	73	18	17	2	10	200

TOTAL FG%	1st Half: 12-33 36.4%	2nd Half: 13-22 59.1%	Game: 45.5%	DEADBALL
3-Pt. FG%	1st Half: 7-12 58.3%	2nd Half: 5-10 50.0%	Game: 54.5%	REBOUNDS
FThrow %	1st Half: 4-7 57.1%	2nd Half: 7-11 63.6%	Game: 61.1%	7

Florida		tot-fg	3-pt	rebounds		pf		tp		a		to blk		s		min		
##	Player	fg	fga	ft	fta	of	de	tot	pf	tp	a	to	blk	s	min			
	00 Wright, Brent	F	4	10	0	0	7	7	2	5	7	4	15	1	4	0	1	26
	25 Parker, Major	F	1	2	1	2	0	0	2	2	4	1	3	1	1	1		

NCAA TOURNAMENT BOX SCORES

(5) Florida 93, (4) Illinois 76

March 19, 2000 • LJV Coliseum • Winston-Salem, N.C. • Second Round

Florida		tot-fg		3-pt		rebounds		pf		tp		a to blk		s min			
##	Player	fg	fga	fg	fga	ft	fta	of	de	tot	pf	tp	a	to	blk	s	min
00	Wright, Brent	F	0	2	0	2	2	1	1	2	4	2	2	3	0	1	16
13	Miller, Mike	F	6	12	0	1	7	8	3	6	9	2	19	1	1	1	28
50	Haslem, Udonis	C	5	7	0	0	5	8	2	2	4	2	15	2	3	0	29
05	Dupay, Teddy	G	4	7	4	6	4	4	1	1	2	2	16	1	0	1	25
12	Hamilton, Justin	G	0	1	0	0	4	4	0	0	0	2	4	1	2	0	19
04	Harvey, Donnell		1	5	0	0	3	6	2	6	8	1	5	1	0	1	20
10	Nelson, Brett		4	9	4	6	4	4	0	2	2	2	16	4	2	0	3
15	Bonner, Matt		3	4	0	1	0	1	2	1	3	1	6	1	1	0	15
25	Parker, Major		0	1	0	0	3	4	0	0	0	1	3	0	0	0	7
52	Weeks, Kenyan		3	6	1	2	0	0	1	5	6	2	7	0	0	1	21
TEAM								0		2		2		1			
Totals		26 54		9 18		32 41		12 26 38		20 93		13 12 4		5 200			

TOTAL FG%	1st Half: 13-30 43.3%	2nd Half: 13-24 54.2%	Game: 48.1%	DEADBALL
3-Pt. FG%	1st Half: 5-9 55.6%	2nd Half: 4-9 44.4%	Game: 50.0%	REBOUNDS
FThrow %	1st Half: 9-12 75.0%	2nd Half: 23-29 79.3%	Game: 78.0%	3

Illinois		tot-fg		3-pt		rebounds		pf		tp		a to blk		s min			
##	Player	fg	fga	fg	fga	ft	fta	of	de	tot	pf	tp	a	to	blk	s	min
22	Johnson, Lucas	F	1	6	0	3	0	0	2	5	7	4	2	4	1	0	30
40	McClain, Sergio	F	2	6	1	3	6	8	1	5	6	5	11	2	0	0	4
34	Cook, Brian	C	1	5	0	1	0	0	1	1	2	3	2	2	0	0	14
13	Bradford, Cory	G	8	16	5	10	6	8	0	3	3	3	27	3	3	0	37
30	Williams, Frank	G	3	11	0	4	0	0	2	2	4	6	2	3	0	1	28
24	Harrington, Sean		2	5	2	5	0	0	0	0	0	0	6	0	1	0	15
32	Brown, Cleotis		3	6	1	2	0	1	1	2	3	2	7	0	1	0	15
33	Krupalija, Damir		2	2	0	0	2	4	2	2	4	4	6	2	5	0	10
52	Griffin, Marcus		4	10	0	0	1	1	2	1	3	4	9	1	1	1	21
TEAM								6		1		7					
Totals		26 67		9 28		15 22		16 23 39		30 76		16 15 2		6 200			

TOTAL FG%	1st Half: 10-32 31.3%	2nd Half: 16-35 45.7%	Game: 38.8%	DEADBALL
3-Pt. FG%	1st Half: 4-15 26.7%	2nd Half: 5-13 38.5%	Game: 32.1%	REBOUNDS
FThrow %	1st Half: 10-15 66.7%	2nd Half: 5-7 71.4%	Game: 68.2%	5

Technical fouls: Illinois-None. Florida-Head Coach (5:54, 1st).
Attendance: 14252

Score by Periods	1st	2nd	Final
Florida	40	53	93
Illinois	34	42	76

(5) Florida 87, (1) Duke 78

March 24, 2000 • Carrier Dome • Syracuse, N.Y. • Regional Semifinals

Florida		tot-fg		3-pt		rebounds		pf		tp		a to blk		s min			
##	Player	fg	fga	fg	fga	ft	fta	of	de	tot	pf	tp	a	to	blk	s	min
00	Wright, Brent	F	3	11	0	1	4	4	5	3	8	2	10	3	3	0	28
13	Miller, Mike	F	2	9	0	2	6	8	0	9	9	4	10	4	3	1	30
50	Haslem, Udonis	C	5	8	0	0	3	5	2	6	8	2	13	4	1	1	27
05	Dupay, Teddy	G	3	9	2	4	4	6	0	1	1	1	12	1	0	0	21
12	Hamilton, Justin	G	3	3	1	1	0	0	0	0	0	1	7	0	2	0	13
04	Harvey, Donnell		2	2	0	0	0	0	0	1	1	3	4	1	3	1	12
10	Nelson, Brett		6	12	3	5	0	0	1	1	2	2	15	4	1	0	28
15	Bonner, Matt		4	5	0	1	0	0	0	1	1	2	8	0	1	0	11
25	Parker, Major		1	2	1	1	3	4	0	0	0	0	6	0	2	0	7
52	Weeks, Kenyan		1	3	0	0	0	0	0	1	1	3	2	4	0	0	18
TEAM								1		4		5					
Totals		30 64		7 15		20 27		9 27 36		20 87		21 16 3		8 200			

TOTAL FG%	1st Half: 16-32 50.0%	2nd Half: 14-32 43.8%	Game: 46.9%	DEADBALL
3-Pt. FG%	1st Half: 4-9 44.4%	2nd Half: 3-6 50.0%	Game: 46.7%	REBOUNDS
FThrow %	1st Half: 4-5 80.0%	2nd Half: 16-22 72.7%	Game: 74.1%	4

Duke		tot-fg		3-pt		rebounds		pf		tp		a to blk		s min			
##	Player	fg	fga	fg	fga	ft	fta	of	de	tot	pf	tp	a	to	blk	s	min
23	Carrawell, Chris	F	6	14	1	3	3	3	1	5	6	4	16	3	2	0	37
31	Battier, Shane	F	6	11	1	3	7	9	5	4	9	1	20	1	5	4	38
04	Boozer, Carlos	C	3	5	0	0	5	8	5	4	9	5	11	1	0	1	21
14	James, Nate	G	6	12	0	3	0	1	3	5	8	3	12	0	2	0	32
22	Williams, Jason	G	6	20	1	9	0	1	1	3	4	5	13	7	5	0	37
03	Horvath, Nick		0	0	0	0	0	0	0	0	0	0	0	0	0	0	1
15	Buckner, Andre		0	0	0	0	0	0	0	0	0	0	0	0	0	0	1
34	Dunleavy, Mike		1	4	0	1	2	3	0	4	4	3	4	0	4	0	22
41	Christensen, Matt		1	2	0	0	0	0	0	0	0	1	2	0	0	0	11
TEAM								1		3		4					
Totals		29 68		3 19		17 25		16 28 44		22 12		22 5 7		200 78			

TOTAL FG%	1st Half: 10-28 35.7%	2nd Half: 19-40 47.5%	Game: 42.6%	DEADBALL
3-Pt. FG%	1st Half: 2-8 25.0%	2nd Half: 1-11 9.1%	Game: 15.8%	REBOUNDS
FThrow %	1st Half: 11-16 68.8%	2nd Half: 6-9 66.7%	Game: 68.0%	5

Technical fouls: Florida-Weeks. Duke-None.
Attendance: 30,681

Score by Periods	1st	2nd	Final
Florida	40	47	87
Duke	33	45	78

(5) Florida 77, (3) Oklahoma St. 65

March 26, 2000 • Carrier Dome • Syracuse, N.Y. • Regional Final

Florida		tot-fg		3-pt		rebounds		pf		tp		a to blk		s min			
##	Player	fg	fga	fg	fga	ft	fta	of	de	tot	pf	tp	a	to	blk	s	min
00	Wright, Brent	F	2	5	1	2	4	6	0	2	2	1	9	3	3	2	0
13	Miller, Mike	F	4	8	2	6	4	6	2	3	5	2	14	0	4	0	2
50	Haslem, Udonis	C	4	7	0	0	2	2	2	4	2	10	0	2	1	0	21
05	Dupay, Teddy	G	1	4	1	3	2	2	0	0	0	1	5	1	3	0	23
12	Hamilton, Justin	G	4	6	0	2	0	4	1	5	1	8	0	1	0	1	21
04	Harvey, Donnell		4	6	0	0	2	2	3	3	6	3	10	1	2	1	21
10	Nelson, Brett		3	7	1	2	2	2	0	3	3	1	9	4	2	0	22
15	Bonner, Matt		1	1	1	1	0	0	1	1	0	3	1	1	0	0	10
25	Parker, Major		0	1	0	0	0	0	0	0	0	2	0	1	1	0	8
52	Weeks, Kenyan		3	6	0	2	3	4	1	2	3	1	9	1	3	0	16
TEAM								1		5		6					
Totals		26 51		6 18		19 24		13 22 35		14 77		11 22 5		8 200			

TOTAL FG%	1st Half: 16-32 50.0%	2nd Half: 10-19 52.6%	Game: 48.1%	DEADBALL
3-Pt. FG%	1st Half: 4-12 33.3%	2nd Half: 4-9 44.4%	Game: 50.0%	REBOUNDS
FThrow %	1st Half: 7-7 100%	2nd Half: 23-29 79.3%	Game: 78.0%	3

Oklahoma State		tot-fg		3-pt		rebounds		pf		tp		a to blk		s min			
##	Player	fg	fga	fg	fga	ft	fta	of	de	tot	pf	tp	a	to	blk	s	min
30	Montonati, Brian	F	4	10	0	0	1	2	4	2	6	5	5	3	6	0	35
34	Mason, Desmond	F	2	8	2	5	3	4	1	2	3	3	9	1	3	0	39
12	Jonzen, Frederik	C	6	9	0	0	2	2	4	3	7	2	14	2	0	0	24
35	Adkins, Joe	G	4	14	2	7	2	2	0	2	2	2	7	12	4	0	26
44	Gottlieb, Doug	G	0	2	0												

NCAA TOURNAMENT BOX SCORES

(1) Michigan State 89, (5) Florida 76

April 3, 2000 • RCA Dome • Indianapolis, Ind. • National Championship Game

Florida		tot-fg		3-pt		rebounds		pf		tp		a		to blk		s		min	
#	Player	fg	fga	fg	fga	ft	fta	of	de	tot	pf	tp	a	to	blk	s	min		
00	Wright, Brent	F	5	8	0	1	3	5	4	6	10	4	13	4	1	0	1	29	
13	Miller, Mike	F	2	5	1	2	5	6	1	2	3	0	10	2	2	0	0	31	
50	Haslem, Udonis	C	10	12	0	0	7	7	2	0	2	4	27	0	3	1	0	28	
05	Dupay, Teddy	G	0	4	0	2	0	0	0	0	0	2	0	1	0	0	0	15	
12	Hamilton, Justin	G	0	1	0	1	0	0	0	0	0	1	0	0	0	0	0	14	
04	Harvey, Donnell	G	3	11	0	0	3	4	4	2	6	2	9	0	2	1	0	16	
10	Nelson, Brett	G	4	10	3	6	0	0	1	3	4	1	11	3	3	0	2	26	
15	Bonner, Matt	G	0	3	0	2	0	0	1	2	3	1	0	0	0	0	0	7	
25	Parker, Major	G	1	3	1	3	0	0	0	0	0	2	3	2	1	0	0	12	
52	Weeks, Kenyan	G	1	3	1	1	0	0	1	0	1	2	3	1	1	0	2	22	
TEAM								1		0									
Totals		26 60		6 18		18 22		15 15		30		19 76		13 13		2 5		200	

TOTAL FG%	1st Half: 11-27 40.7%	2nd Half: 15-33 45.5%	Game: 43.3%	DEADBALL
3-Pt. FG%	1st Half: 2-7 28.6%	2nd Half: 4-11 36.4%	Game: 33.3%	REBOUNDS
FThrow %	1st Half: 8-11 72.7%	2nd Half: 10-11 90.9%	Game: 81.8%	4

Michigan State		tot-fg		3-pt		rebounds		pf		tp		a		to blk		s		min	
#	Player	fg	fga	fg	fga	ft	fta	of	de	tot	pf	tp	a	to	blk	s	min		
34	Hutson, Andre	F	2	4	0	0	2	2	0	1	1	4	6	3	1	0	0	23	
42	Peterson, Morris	F	7	14	3	8	4	6	1	1	2	3	21	5	3	0	1	32	
43	Granger, A.J.	C	7	11	3	5	2	2	7	9	2	19	1	2	0	0	34		
12	Cleaves, Mateen	G	7	11	3	4	1	1	0	2	2	1	18	4	2	0	0	31	
14	Bell, Charlie	G	3	6	1	2	2	3	3	5	8	2	9	5	2	0	2	33	
10	Smith, Brandon	G	0	0	0	0	0	0	0	0	0	0	0	0	0	0	0	1	
11	Thomas, David	G	0	0	0	0	0	0	1	0	1	1	0	1	1	0	0	5	
15	Ishbia, Mat	G	0	1	0	0	0	0	0	0	0	0	0	0	0	0	0	1	
20	Chappell, Mike	G	2	4	1	3	0	0	1	0	1	0	5	0	1	0	0	7	
22	Cherry, Steve	G	0	0	0	0	0	0	0	0	0	0	0	0	0	0	0	1	
23	Richardson, Jason	G	4	7	0	0	1	2	1	1	2	1	9	0	0	0	1	16	
25	Anagony, Aloysius	G	0	0	0	0	0	0	2	1	3	4	0	0	2	1	0	12	
55	Ballinger, Adam	G	1	1	0	0	0	0	0	0	0	2	2	0	0	0	0	7	
TEAM								1		2									
Totals		33 59		11 22		12 16		12 20		32		20 19		14 1		5 89		200	

TOTAL FG%	1st Half: 18-34 52.9%	2nd Half: 15-25 60.0%	Game: 55.9%	DEADBALL
3-Pt. FG%	1st Half: 5-12 41.7%	2nd Half: 6-10 60.0%	Game: 50.0%	REBOUNDS
FThrow %	1st Half: 2-3 66.7%	2nd Half: 10-13 76.9%	Game: 75.0%	2

Technical: Florida-None. Michigan State-None.
Attendance: 43,116

Score by Period	1st	2nd	Final
Florida	32	44	76
Michigan State	43	46	89

(3) Florida 69, (14) Western Kentucky 56

March 16, 2001 • Superdome • New Orleans, La. • First Round

Western Kentucky		tot-fg		3-pt		rebounds		pf		tp		a		to blk		s		min	
#	Player	fg	fga	fg	fga	ft	fta	of	de	tot	pf	tp	a	to	blk	s	min		
12	McPherson, Nashon	F	3	13	1	6	6	6	1	1	2	3	13	0	2	0	0	36	
34	Boyd, David	F	0	3	0	2	0	0	0	4	4	0	0	1	1	0	0	27	
02	Marcus, Chris	C	5	14	0	0	4	7	6	10	16	3	14	0	2	2	1	32	
13	Videnov, Filip	G	2	6	0	3	0	0	1	0	1	2	4	1	1	0	0	19	
23	Robinson, Derek	G	3	6	1	3	3	4	0	1	1	4	10	3	0	0	3	22	
04	Eisert, Nathan	G	0	0	0	0	0	0	0	0	0	0	0	0	0	0	0	1	
11	Curry, Raynardo	G	5	6	0	0	2	3	0	0	0	1	12	0	2	0	3	25	
15	Wells, Mike	G	0	2	0	0	0	0	1	0	1	0	0	0	0	0	0	1	
30	Williams, Nate	G	0	1	0	0	0	0	0	3	3	1	0	0	1	0	0	16	
42	Rowles, Tremain	G	1	5	1	3	0	2	0	3	3	4	3	2	1	0	1	21	
TEAM								1		1		2							
Totals		19 56		3 17		15 22		10 23		33		18 7		10 2		8 200		56	

TOTAL FG%	1st Half: 10-29 34.5%	2nd Half: 9-27 33.3%	Game: 33.9%	DEADBALL
3-Pt. FG%	1st Half: 1-9 11.1%	2nd Half: 2-8 25.0%	Game: 17.6%	REBOUNDS
FThrow %	1st Half: 5-6 83.3%	2nd Half: 10-16 62.5%	Game: 68.2%	1

Florida		tot-fg		3-pt		rebounds		pf		tp		a		to blk		s		min	
#	Player	fg	fga	fg	fga	ft	fta	of	de	tot	pf	tp	a	to	blk	s	min		
15	Bonner, Matt	F	3	6	1	1	1	2	1	3	4	4	8	2	0	0	1	26	
25	Parker, Major	F	2	3	0	1	1	1	1	6	7	4	5	3	0	0	1	30	
50	Haslem, Udonis	C	9	15	0	0	6	8	2	9	11	4	24	3	6	0	2	37	
05	Dupay, Teddy	G	2	6	0	3	5	7	0	2	2	1	9	3	0	0	1	31	
10	Nelson, Brett	G	6	13	3	7	4	4	2	2	4	1	19	4	4	0	0	37	
01	Greene, Orien	G	2	3	0	1	0	0	0	4	4	2	4	1	3	1	0	19	
23	Halton, LaDarius	G	0	1	0	1	0	0	0	0	0	0	0	0	0	0	0	11	
42	Colas, Bonell	G	0	2	0	0	0	0	0	0	0	3	0	1	0	0	1	9	
TEAM								1		7		8							
Totals		24 49		4 14		17 22		7 33		40		19 17		16 1		7 200		69	

TOTAL FG%	1st Half: 11-26 42.3%	2nd Half: 13-23 56.5%	Game: 49.0%	DEADBALL
3-Pt. FG%	1st Half: 2-6 33.3%	2nd Half: 2-8 25.0%	Game: 28.6%	REBOUNDS
FThrow %	1st Half: 2-4 50.0%	2nd Half: 15-18 83.3%	Game: 77.3%	0

Technical: W. Kentucky-None. Florida-None.
Attendance: 10,948

Score by Period	1st	2nd	Final
W. Kentucky	26	30	56
Florida	26	43	69

(11) Temple 75, (3) Florida 54

March 18, 2001 • Superdome • New Orleans, La. • Second Round

Temple		tot-fg		3-pt		rebounds		pf		tp		a		to blk		s		min	
#	Player	fg	fga	fg	fga	ft	fta	of	de	tot	pf	tp	a	to	blk	s	min		
23	Wesby, Alex	F	6	13	1	6	0	1	3	5	8	2	13	0	1	0	1	40	
34	Hawkins, David	F	1	5	1	3	4	5	2	5	7	3	7	0	0	0	2	24	
42	Lyde, Kevin	C	4	8	0	0	3	3	2	2	4	4	11	1	1	1	0	33	
14	Greer, Lynn	G	6	13	1	6	7	7	1	3	4	2	20	9	4	0	4	40	
33	Wadley, Quincy	G	7	14	5	10	5	6	3	7	10	0	24	3	2	0	2	40	
01	Jefferson, Greg	G	0	0	0	0	0	0	0	0	0	3	0	1	1	0	1	16	
30	Rollerson, Ronald	G	0	1	0	0	0	0	0	1	1	3	0	0	0	0	0	7	
TEAM								0		3									
Totals		24 54		8 25		19 22		11 26		37		17 75		14 9		1 10		200	

TOTAL FG%	1st Half: 15-32 46.9%	2nd Half: 9-22 40.9%	Game: 44.4%	DEADBALL
3-Pt. FG%	1st Half: 7-16 43.8%	2nd Half: 1-9 11.1%	Game: 32.0%	REBOUNDS
FThrow %	1st Half: 8-9 88.9%	2nd Half: 11-13 84.6%	Game: 86.4%	1

Florida		tot-fg		3-pt		rebounds		pf		tp		a		to blk		s		min	
#	Player	fg	fga	fg	fga	ft	fta	of	de	tot	pf	tp	a	to	blk	s	min		
15	Bonner, Matt	F	5	12															

NCAA TOURNAMENT BOX SCORES

(2) Florida 85, (15) Sam Houston State 55

March 21, 2003 • St. Pete Times Forum • Tampa, Fla. • First Round

Sam Houston State		tot-fg		3-pt		ft		rebounds		pf		tp		a		to blk		s		min	
#	Player	fg	fga	fg	fga	ft	fta	of	de	tot	pf	tp	a	to	blk	s	min				
32	Freeman, Felton	F	2	4	1	2	0	0	0	2	2	3	5	0	2	0	0	12			
44	Cole, Donald	F	4	12	2	4	5	6	1	7	8	3	15	2	2	1	0	29			
04	Oliphant, Jay	C	0	2	0	0	0	0	2	1	3	2	0	1	1	0	0	13			
10	Barlow, Eddy	G	2	6	2	4	1	1	0	1	0	1	2	7	1	1	0	16			
20	Shannon, Robert	G	1	7	0	3	0	0	0	1	1	1	2	1	3	0	0	26			
14	Ebow, Marcus	G	0	2	0	0	0	0	0	1	1	1	0	3	2	0	1	14			
15	Onwuchekwa, Sam	G	0	1	0	0	0	0	1	0	1	1	0	0	0	0	0	4			
21	Winters, Rodrick	G	2	3	0	0	0	2	2	2	4	1	4	0	0	0	0	10			
23	Stephenson, Jason	G	2	6	0	3	0	0	0	3	3	1	4	1	0	0	0	24			
31	Jordan, Chris	G	2	4	1	2	3	7	1	0	1	1	8	1	2	0	0	24			
33	Fobbs, Eddy	G	4	10	0	0	2	2	4	7	11	0	10	0	2	3	0	28			
TEAM								0		1		1		1		1					
Totals		19 57		6 18		11 18		12 25 37		16 55		10 16 4 1		200							

TOTAL FG% 1st Half: 8-28.28.6% 2nd Half: 11-29.37.9% Game: 33.3% DEADBALL REBOUNDS
 3-Pt. FG% 1st Half: 3-9.33.3% 2nd Half: 3-9.33.3% Game: 33.3%
 FThrow % 1st Half: 5-8.62.5% 2nd Half: 6-10.60.0% Game: 61.1% 2

Florida		tot-fg		3-pt		ft		rebounds		pf		tp		a		to blk		s		min	
#	Player	fg	fga	fg	fga	ft	fta	of	de	tot	pf	tp	a	to	blk	s	min				
15	Bonner, Matt	F	3	11	1	4	0	1	3	5	8	0	7	1	3	1	1	27			
44	Walsh, Matt	F	2	4	2	4	0	0	0	6	6	2	6	3	1	0	0	21			
24	Lee, David	C	9	12	0	0	5	6	4	2	6	0	23	3	0	1	1	27			
01	Roberson, Anthony	G	5	9	5	7	1	2	1	3	4	1	16	2	0	0	0	27			
12	Hamilton, Justin	G	4	7	1	4	2	2	1	2	3	2	11	4	0	1	1	29			
02	Boggan, Mario	G	0	1	0	0	0	2	0	0	0	1	0	1	0	0	0	3			
03	Haimovitch, Seth	G	0	0	0	0	0	0	0	0	0	0	0	0	0	0	0	2			
04	Moss, Adrian	G	2	4	0	0	0	0	2	2	4	1	0	0	0	0	0	12			
05	Capko, Chris	G	0	0	0	0	0	1	0	0	0	0	0	0	0	0	0	2			
10	Nelson, Brett	G	3	8	3	7	0	0	4	4	2	9	3	2	0	2	19				
11	Drejer, Christian	G	3	4	1	2	0	0	1	1	2	7	4	2	0	1	15				
22	Al-Kaleem, Rashid	G	0	0	0	0	0	0	1	1	0	0	0	0	0	0	0	4			
42	Colas, Bonell	G	1	1	0	0	0	0	2	2	3	2	2	1	0	0	0	12			
TEAM								0		3		3		1		1					
Totals		32 61		13 28		8 14		9 31 40		15 85		24 10 3 6		200							

TOTAL FG% 1st Half: 14-30.46.7% 2nd Half: 18-31.58.1% Game: 52.5% DEADBALL REBOUNDS
 3-Pt. FG% 1st Half: 4-13.30.8% 2nd Half: 9-15.60.0% Game: 46.4%
 FThrow % 1st Half: 6-8.75.0% 2nd Half: 2-6.33.3% Game: 57.1% 1

Technical fouls: Sam Houston State-None. Florida-None.
 Attendance: 20,224

Score by Periods	1st	2nd	Final
Sam Houston State	24	31	55
Florida	38	47	85

(7) Michigan State 68, (2) Florida 46

March 23, 2003 • St. Pete Times Forum • Tampa, Fla. • Second Round

Michigan State		tot-fg		3-pt		ft		rebounds		pf		tp		a		to blk		s		min	
#	Player	fg	fga	fg	fga	ft	fta	of	de	tot	pf	tp	a	to	blk	s	min				
15	Anderson, Alan	F	1	3	0	0	5	7	1	3	4	2	7	5	3	0	0	34			
41	Lorbek, Erazem	F	4	7	2	5	2	4	2	5	7	4	12	1	1	0	1	27			
25	Anagonye, Aloysius	C	3	3	0	0	0	0	0	1	1	5	6	0	2	0	1	16			
05	Hill, Chris	G	5	8	2	5	0	0	0	3	3	2	12	3	0	0	0	31			
23	Torbert, Kelvin	G	2	8	0	1	3	4	2	0	2	2	7	4	1	0	1	29			
03	Wolfe, Adam	G	0	0	0	0	0	0	0	0	0	0	0	0	0	0	0	1			
11	Johnson, Rashi	G	0	0	0	0	0	0	0	1	1	0	0	0	0	0	0	3			
13	Ager, Maurice	G	6	9	2	5	2	2	0	1	1	0	16	1	0	0	0	20			
30	Bograkos, Tim	G	0	0	0	0	0	0	0	0	0	1	0	0	0	0	0	2			
40	Davis, Paul	G	4	5	0	0	0	1	1	4	5	1	8	0	1	0	2	24			
44	Andreas, Jason	G	0	0	0	0	0	0	0	0	0	1	0	0	1	0	0	3			
52	Westrick, Brian	G	0	1	0	0	0	0	0	0	0	0	0	0	0	0	0	1			
55	Ballinger, Adam	G	0	1	0	0	0	0	2	1	3	0	0	1	0	0	0	9			
TEAM								1		2		3		1		1					
Totals		25 45		6 16		12 18		9 21 30		18 68		15 10 0 5		200							

TOTAL FG% 1st Half: 14-20.70.0% 2nd Half: 11-25.58.1% Game: 55.6% DEADBALL REBOUNDS
 3-Pt. FG% 1st Half: 4-6.66.7% 2nd Half: 2-10.20.0% Game: 37.5%
 FThrow % 1st Half: 5-8.62.5% 2nd Half: 7-10.70.0% Game: 66.7% 3

Florida		tot-fg		3-pt		ft		rebounds		pf		tp		a		to blk		s		min	
#	Player	fg	fga	fg	fga	ft	fta	of	de	tot	pf	tp	a	to	blk	s	min				
15	Bonner, Matt	F	2	9	2	6	0	1	1	5	6	4	6	1	3	0	0	35			
44	Walsh, Matt	F	2	6	1	3	0	0	1	1	2	2	5	3	1	0	0	23			
24	Lee, David	C	5	8	0	0	6	7	2	2	4	4	16	2	4	0	1	27			
01	Roberson, Anthony	G	0	6	0	6	0	0	0	0	0	1	0	2	2	0	0	32			
12	Hamilton, Justin	G	5	7	2	2	2	2	0	1	1	2	12	0	1	0	1	36			
02	Boggan, Mario	G	0	0	0	0	0	0	0	0	0	0	0	0	0	0	0	1			
04	Moss, Adrian	G	1	1	0	0	0	0	1	2	3	2	0	0	1	0	7				
05	Capko, Chris	G	0	0	0	0	0	0	0	0	0	0	0	0	0	0	0	1			
10	Nelson, Brett	G	0	4	0	4	0	0	0	0	0	1	0	0	0	0	0	16			
11	Drejer, Christian	G	0	0	0	3	4	0	1	1	2	3	0	0	0	0	0	18			
22	Al-Kaleem, Rashid	G	0	0	0	0	0	0	0	0	0	0	0	0	0	0	0	2			
42	Colas, Bonell	G	1	2	0	0	0	0	2	2	1	2	1	3	0	0	0	6			
TEAM								1		2		3		1		1					
Totals		16 43		5 21		9 12		8 14 22		20 46		9 14 1 2		200							

TOTAL FG% 1st Half: 11-27.40.7% 2nd Half: 5-16.58.1% Game: 37.2% DEADBALL REBOUNDS
 3-Pt. FG% 1st Half: 4-14.28.6% 2nd Half: 1-7.14.3% Game: 23.8%
 FThrow % 1st Half: 1-1.100% 2nd Half: 8-11.72.7% Game: 75.0% 1

Technical fouls: Michigan State-None. Florida-None.
 Attendance: 20,224

Score by Periods	1st	2nd	Final
Michigan State	37	31	68
Florida	27	19	46

(12) Manhattan 75, (5) Florida 60

March 18, 2004 • RBC Center • Raleigh, N.C. • First Round

Manhattan		tot-fg		3-pt		ft		rebounds		pf		tp		a		to blk		s		min	
#	Player	fg	fga	fg	fga	ft	fta	of	de	tot	pf	tp	a	to	blk	s	min				
15	Holmes, Dave	F	5	10	0	0	2	3	4	8	12	4	12	2	1	2	1	34			
44	Mulligan, Peter	F	6	13	1	2	4	5	1	2	3	4	17	1	2	1	2	28			
51	Benton, Jason	C	1	3	0	0	0	0	1	2	3	1	2	0	1	0	0	20			
03	Flores, Luis	G	8	23	3	7	7	9	0	3	3	2	26	0	2	0	1	39			
05	Wingate, Jason	G	0	1	0	1	0	0	2	0	2	4	0	4	2	0	1	22			
10	Gatling, Justin	G	0	0	0	0	0	0	0	0	0	0	0	0	0	0	0	1			
11	Minor, Kenny	G	3	4	1	2	0	0	0	0	0	3	7	2	0	0	1	26			

NCAA TOURNAMENT BOX SCORES

(5) Villanova 76, (4) Florida 65

March 20, 2005 • Gaylord Entertainment Center • Nashville, Tenn. • Second Round

Florida		tot-fg		3-pt		ft		rebounds		pf		tp		a		to blk		s		min													
#	Player	fg	fga	fg	fga	ft	fta	of	de	tot	pf	tp	a	to	blk	s	min																
02	Foye, Randy	F	6	17	1	4	5	6	1	3	4	3	18	1	3	0	2	36															
34	Sumpter, Curtis	F	3	4	1	1	1	2	4	6	1	8	1	0	0	0	10																
50	Sheridan, Will	C	2	5	0	0	0	3	4	7	4	4	0	1	1	1	20																
12	Nardi, Mike	G	1	6	1	3	0	0	0	0	2	3	3	2	0	2	38																
14	Ray, Allan	G	0	6	0	3	7	8	0	1	1	4	7	3	4	0	29																
13	Lowry, Kyle		7	11	0	0	1	3	0	5	3	15	2	1	1	3	31																
20	Fraser, Jason		5	9	0	0	11	17	9	6	15	3	21	0	2	1	30																
21	Charles, Chris		0	0	0	0	0	0	1	1	2	2	0	1	0	0	3																
44	Austin, Marcus		0	0	0	0	0	0	0	0	1	1	0	0	1	1	3																
TEAM		2		3		5																											
Totals		24		58		3		11		25		35		17		27		44		23		76		10		14		4		11		200	

TOTAL FG%	1st Half: 15-33 45.5%	2nd Half: 9-25 36.0%	Game: 41.4%	DEADBALL
3-Pt. FG%	1st Half: 2-7 28.6%	2nd Half: 1-4 25.0%	Game: 27.3%	REBOUNDS
FThrow %	1st Half: 7-11 63.6%	2nd Half: 18-24 75.0%	Game: 71.4%	3

Florida		tot-fg		3-pt		ft		rebounds		pf		tp		a		to blk		s		min													
#	Player	fg	fga	fg	fga	ft	fta	of	de	tot	pf	tp	a	to	blk	s	min																
02	Brewer, Corey	F	3	7	2	4	3	5	0	1	1	3	11	1	4	0	1	28															
24	Lee, David	F	7	12	0	0	6	7	3	10	5	20	2	3	3	33																	
42	Horford, Al	C	0	1	0	0	0	1	4	5	4	0	1	0	1	1	22																
01	Roberson, Anthony	G	1	8	1	4	2	2	0	0	4	5	1	2	0	0	26																
44	Walsh, Matt	G	4	13	2	6	2	2	1	8	9	5	12	3	4	0	32																
04	Moss, Adrian		0	0	0	0	0	1	1	2	2	0	0	0	0	0	3																
10	Ingram, Cornelius		0	0	0	0	0	0	0	0	1	0	0	0	0	0	1																
11	Green, Taurian		2	5	1	2	4	6	0	1	1	9	1	3	0	0	1																
12	Humphrey, Lee		1	2	1	2	1	2	0	0	1	4	0	2	0	0	16																
13	Noah, Joakim		0	0	0	0	0	0	1	1	1	0	0	0	0	0	2																
32	Richard, Chris		2	4	0	0	0	0	2	2	3	4	0	1	0	0	15																
TEAM		0		3		3																											
Totals		20		52		7		18		18		25		10		24		34		30		65		9		19		4		6		200	

TOTAL FG%	1st Half: 10-25 40.0%	2nd Half: 10-27 37.0%	Game: 38.5%	DEADBALL
3-Pt. FG%	1st Half: 3-8 37.5%	2nd Half: 4-10 40.0%	Game: 38.9%	REBOUNDS
FThrow %	1st Half: 9-14 64.3%	2nd Half: 9-11 81.8%	Game: 72.0%	2

Technical fouls: Villanova-None. Florida-None.
Attendance: 17,018

Score by Periods	1st	2nd	Final
Villanova	39	37	76
Florida	32	33	65

(3) Florida 76, (14) South Alabama, 50

March 16, 2006 • Veterans Memorial Arena, Jacksonville, Fla. • First Round

South Alabama		tot-fg		3-pt		ft		rebounds		pf		tp		a		to blk		s		min													
#	Player	fg	fga	fg	fga	ft	fta	of	de	tot	pf	tp	a	to	blk	s	min																
01	Phillips, Michael	F	2	8	0	0	0	2	1	2	3	4	0	0	1	1	20																
13	Buboltz, Leandro	F	5	7	4	5	0	0	1	2	3	14	0	1	0	0	20																
02	Joiner, Mario	G	4	10	2	5	0	0	0	7	7	4	10	3	5	0	37																
03	Christie, Chey	G	3	8	1	1	0	0	1	2	3	2	7	2	0	0	20																
11	Smith, Carlos	G	2	4	1	2	0	0	0	0	1	5	2	2	0	0	26																
04	Collins, Jeffrey		0	5	0	3	0	0	0	0	1	0	0	0	0	0	13																
10	Bennett, Demetric		3	7	1	1	0	0	1	4	5	1	7	0	3	0	21																
14	Cowherd, Stephen		0	2	0	1	0	0	0	0	1	0	1	0	0	0	14																
21	Grigsby, Trajanski		0	0	0	0	0	0	1	1	0	0	0	0	0	0	1																
33	McGriff, Jason		0	1	0	0	1	2	0	1	1	1	1	0	1	1	18																
35	Law, Richard		0	3	0	2	2	2	0	3	3	1	2	0	3	1	20																
TEAM		3		3		6																											
Totals		19		55		9		20		3		6		7		24		31		17		50		8		16		3		7		200	

TOTAL FG%	1st Half: 9-27 33.3%	2nd Half: 10-28 35.7%	Game: 34.5%	DEADBALL
3-Pt. FG%	1st Half: 5-13 38.5%	2nd Half: 4-7 57.1%	Game: 45.0%	REBOUNDS
FThrow %	1st Half: 2-4 50.0%	2nd Half: 1-2 50.0%	Game: 50.0%	1

Florida		tot-fg		3-pt		ft		rebounds		pf		tp		a		to blk		s		min													
#	Player	fg	fga	fg	fga	ft	fta	of	de	tot	pf	tp	a	to	blk	s	min																
02	Brewer, Corey	F	4	12	2	5	0	0	2	6	8	2	10	3	4	0	2	29															
13	Noah, Joakim	F	6	9	0	0	4	5	1	7	8	1	16	7	3	5	3	31															
42	Horford, Al	C	6	8	0	0	2	2	4	9	13	1	14	5	0	0	1	25															
11	Green, Taurian	G	2	9	1	7	2	3	0	4	4	1	7	3	1	1	35																
12	Humphrey, Lee	G	7	9	6	8	0	0	0	0	1	20	0	2	0	0	31																
01	Swanson, Brett		0	0	0	0	0	0	0	0	0	0	0	0	0	0	1																
04	Moss, Adrian		0	1	0	1	0	0	0	2	2	0	0	0	0	0	7																
15	Hodge, Walter		1	4	1	4	0	0	0	1	1	2	3	2	0	0	1	22															
22	Berry, Jack		0	0	0	0	0	0	0	0	0	0	0	0	0	0	1																
25	Tyler, Garrett		0	0	0	0	0	0	0	0	0	0	0	0	0	0	1																
32	Richard, Chris		3	6	0	0	0	0	1	1	6	0	0	0	0	0	16																
33	Huertas, David		0	1	0	0	0	0	0	0	0	0	0	0	0	0	1																
TEAM		1		1		2																											
Totals		29		59		10		25		8		10		8		31		39		9		76		21		11		7		8		200	

TOTAL FG%	1st Half: 12-30 40.0%	2nd Half: 17-29 58.6%	Game: 49.2%	DEADBALL
3-Pt. FG%	1st Half: 5-15 33.3%	2nd Half: 5-10 50.0%	Game: 40.0%	REBOUNDS
FThrow %	1st Half: 2-4 50.0%	2nd Half: 6-6 50.0%	Game: 80.0%	0

Technical fouls: South Alabama-None. Florida-None.
Attendance: 13,777

Score by Periods	1st	2nd	Final
South Alabama	25	25	50
Florida	31	45	76

(3) Florida 82, (11) Wisconsin-Milwaukee, 60

March 18, 2006 • Veterans Memorial Arena • Jacksonville, Fla. • Second Round

Wisconsin-Milwaukee		tot-fg		3-pt		ft		rebounds		pf		tp		a		to blk		s		min	
#	Player	fg	fga	fg	fga	ft	fta	of	de	tot	pf	tp	a	to	blk	s	min				
13	Tucker, Joah	F	4	14	1	5	0	0	2	2	3	9	2	3	0	0	28				
21	McCoy, Jason	F	2	3	0	1	0	1	1	1	2	4	1	0	1	1	20				
44	Tigert, Adrian	C	11	13	2	2	3	4	2	6	8	4	27	3	2	1	0	34			
02	Hill, Chris	G	0	6	0	4	0	1	2	2	4	5	0	2	1	1	36				
24	Davis, Boo	G	3	12	2	4	2	3	4	5	9	1	6	2	2	0	35				
01	Masiah, Kevin		0	0	0	0	0	0	0	0	0	0	0	0	0	0	1				
03	Smith, Avery		0	3	0	0	2	4	1	2	3	2	2	0	3	0	19				
04	Pancratz, Mark		0	2	0	0	2	2	1	0	1	0	2	0	0	0	5				
12	Hanson, Allan		2	3	2	3	0	0	1	0	1	6	0	0	0	0	8				
33	Hansen, Nick		0	0	0	0	0	0	0	0	0	0	0	0	0	0	2				
40	Bendall, Michael		0	0	0	0	0	0	0	0	0	0	0	0	0	0	1				
42	Young, Tyrone		0																		

NCAA TOURNAMENT BOX SCORES

(3) Florida 75, (1) Villanova 62

March 26, 2006 • H.H.H. Metrodome • Minneapolis, Minn. • Regional Final

Florida		tot-fg		3-pt		rebounds		pf		tp		a to blk		s min				
##	Player	fg	fga	fg	fga	ft	fta	of	de	tot	pf	tp	a	to	blk	s	min	
02	Brewer, Corey	F	4	7	1	2	2	3	0	3	3	5	11	2	2	0	17	
13	Noah, Joakim	F	4	8	0	0	13	15	0	15	15	1	21	1	3	5	1	36
42	Horford, Al	C	6	12	0	0	0	0	8	7	15	2	12	1	3	2	0	33
11	Green, Taurean	G	3	9	1	4	12	13	1	1	2	3	19	4	3	0	1	37
12	Humphrey, Lee	G	3	12	2	9	0	0	1	1	2	2	8	4	1	0	0	38
04	Moss, Adrian		0	0	0	0	0	0	1	1	2	0	0	0	1	0	0	2
15	Hodge, Walter		0	2	0	1	0	0	1	2	3	4	0	0	0	0	0	12
32	Richard, Chris		1	2	0	0	0	0	3	1	4	2	2	1	1	1	0	11
33	Huertas, David		1	2	0	1	0	0	2	1	3	3	2	1	2	0	0	14
TEAM								2		2		4						
Totals		22 54		4 17		27 31		19 34 53		22 75		14 16		8 2		200		
TOTAL FG%		1st Half: 12-30 40.0%		2nd Half: 10-24 41.7%		Game: 40.7%				DEADBALL								
3-Pt. FG%		1st Half: 2-9 22.2%		2nd Half: 2-8 25.0%		Game: 23.5%				REBOUNDS								
FThrow %		1st Half: 9-10 90.0%		2nd Half: 18-21 85.7%		Game: 87.1%										3		

Villanova		tot-fg		3-pt		rebounds		pf		tp		a to blk		s min				
##	Player	fg	fga	fg	fga	ft	fta	of	de	tot	pf	tp	a	to	blk	s	min	
02	Foye, Randy	F	7	18	2	8	9	10	3	5	8	5	25	0	2	0	2	37
14	Ray, Allan	F	5	19	1	7	0	0	2	0	2	4	11	1	2	0	0	27
50	Sheridan, Will	C	0	6	0	0	1	2	3	2	5	4	1	0	1	1	0	30
01	Lowry, Kyle	G	1	9	0	0	1	1	2	2	4	5	3	2	0	1	2	29
12	Nardi, Mike	G	2	11	1	7	3	4	1	3	4	3	8	4	0	0	1	35
03	Benn, Bilal		0	0	0	0	0	0	0	0	0	0	0	0	0	0	0	1
20	Fraser, Jason		1	4	0	0	7	5	2	7	0	9	1	1	4	0	22	
21	Charles, Chris		0	0	0	0	0	0	0	0	0	0	0	0	0	0	0	1
22	Dunleavy, Baker		0	0	0	0	0	0	0	0	0	0	0	0	0	0	0	1
23	Anderson, Dwayne		0	2	0	1	1	2	1	0	1	0	1	0	0	0	0	1
33	Cunningham, Dante		1	2	0	0	0	1	1	0	1	2	2	0	0	0	1	10
35	Clark, Shane		1	2	0	0	0	0	4	0	4	1	2	0	0	0	0	6
TEAM								4		4								
Totals		18 73		4 23		22 27		26 14 40		24 62		8 6		6 6		200		
TOTAL FG%		1st Half: 8-38 21.1%		2nd Half: 10-35 28.6%		Game: 24.7%				DEADBALL								
3-Pt. FG%		1st Half: 2-8 25.0%		2nd Half: 2-15 13.3%		Game: 17.4%				REBOUNDS								
FThrow %		1st Half: 12-13 92.3%		2nd Half: 10-14 71.4%		Game: 81.5%										0		

Technical fouls: Florida-None. Villanova-Ray.
Attendance: 21,613

Score by Period	1st	2nd	Final
Florida	35	40	75
Villanova	30	32	62

(3) Florida 73, (11) George Mason 58

April 1, 2006 • RCA Dome • Indianapolis, Ind. • Final Four

George Mason		tot-fg		3-pt		rebounds		pf		tp		a to blk		s min				
##	Player	fg	fga	fg	fga	ft	fta	of	de	tot	pf	tp	a	to	blk	s	min	
34	Thomas, Will	F	4	12	0	0	2	5	1	2	3	2	10	0	1	1	3	23
55	Lewis, Jai	F	5	13	0	1	3	5	6	5	11	4	13	1	1	0	2	37
01	Skinn, Tony	G	5	12	1	4	2	3	1	2	3	3	13	1	2	0	1	29
22	Butler, Lamar	G	4	7	0	2	0	0	0	4	4	1	8	1	4	1	0	36
42	Campbell, Folarin	G	3	5	1	2	3	3	0	1	1	4	10	0	2	0	25	
02	Carter, Jordan		0	0	0	0	0	0	0	0	0	0	0	0	1	0	0	7
03	Konate, Makan		0	0	0	0	0	0	0	0	0	0	0	0	0	0	0	1
05	Norwood, Gabe		1	4	0	2	0	0	0	1	1	0	2	3	0	0	2	25
12	Burns, Tim		0	0	0	0	0	0	0	0	0	0	0	0	0	0	0	1
40	Fleming, Chris		0	0	0	0	0	0	0	0	0	0	0	0	0	0	0	1
50	Hernandez, Sammy		1	3	0	0	0	0	2	0	2	1	2	0	0	0	0	4
TEAM								1		2		4						
Totals		23 56		2 11		10 14		11 16 27		16 58		6 11		2 8		200		
TOTAL FG%		1st Half: 11-29 37.9%		2nd Half: 12-27 44.4%		Game: 41.1%				DEADBALL								
3-Pt. FG%		1st Half: 0-4 0.0%		2nd Half: 2-7 28.6%		Game: 18.2%				REBOUNDS								
FThrow %		1st Half: 4-4 100%		2nd Half: 6-10 60.0%		Game: 71.4%										2		

Florida		tot-fg		3-pt		rebounds		pf		tp		a to blk		s min				
##	Player	fg	fga	fg	fga	ft	fta	of	de	tot	pf	tp	a	to	blk	s	min	
02	Brewer, Corey	F	6	11	3	6	4	5	2	4	6	1	19	1	6	0	1	34
13	Noah, Joakim	F	5	11	0	1	2	2	1	7	8	3	12	2	3	4	1	26
42	Horford, Al	C	2	7	0	0	2	3	6	7	13	3	6	4	4	0	0	29
11	Green, Taurean	G	3	9	3	6	6	2	1	3	1	15	0	1	0	2	36	
12	Humphrey, Lee	G	6	12	6	12	1	3	0	3	3	2	19	0	1	0	1	34
04	Moss, Adrian		0	1	0	0	0	0	0	0	0	0	0	0	0	0	0	3
15	Hodge, Walter		0	1	0	0	0	0	0	0	0	1	0	0	0	0	0	10
32	Richard, Chris		1	1	0	0	0	0	2	1	3	1	2	1	0	0	0	24
33	Huertas, David		0	0	0	0	0	0	0	0	0	0	0	0	0	0	0	4
TEAM								3		1		4						
Totals		23 53		12 25		15 19		16 24 40		12 73		8 15		4 5		200		
TOTAL FG%		1st Half: 11-32 34.4%		2nd Half: 12-21 57.1%		Game: 43.4%				DEADBALL								
3-Pt. FG%		1st Half: 6-15 40.0%		2nd Half: 6-10 60.0%		Game: 48.0%				REBOUNDS								
FThrow %		1st Half: 3-4 75.0%		2nd Half: 12-15 80.0%		Game: 78.9%										2		

Technical fouls: George Mason-None. Florida-Green.
Attendance: 43,822

Score by Period	1st	2nd	Final
George Mason	26	32	58
Florida	31	42	73

(3) Florida 73, (2) UCLA 57

April 3, 2006 • RCA Dome, Indianapolis, Ind. • National Championship Game

Florida		tot-fg		3-pt		rebounds		pf		tp		a to blk		s min				
##	Player	fg	fga	fg	fga	ft	fta	of	de	tot	pf	tp	a	to	blk	s	min	
02	Brewer, Corey	F	4	12	2	3	1	3	3	4	7	3	11	4	2	1	3	37
13	Noah, Joakim	F	7	9	0	0	2	2	7	9	2	16	3	2	6	1	33	
42	Horford, Al	C	5	8	0	0	4	5	2	5	7	2	16	3	2	6	1	33
11	Green, Taurean	G	1	9	0	7	0	1	0	4	4	1	2	8	1	0	0	36
12	Humphrey, Lee	G	4	8	4	8	3	3	0	1	1	1	15	2	0	0	0	36
04	Moss, Adrian		3	6	0	0	3	4	2	4	6	0	9	0	0	0	0	10
15	Hodge, Walter		0	3	0	1	0	0	1	1	1	1	0	1	0	0	2	12
32	Richard, Chris		2	3	0	0	2	2	0	0	0	3	6	0	0	1	0	12
TEAM								3		6		0		0		1		
Totals		26 58		6 19		15 20		9 26 35		13 73		21 6		10 7		200		
TOTAL FG%		1st Half: 12-27 44.4%		2nd Half: 14-31 45.2%		Game: 44.8%				DEADBALL								
3-Pt. FG%		1st Half: 2-9 22.2%		2nd Half: 4-10 40.0%		Game: 31.6%				REBOUNDS								
FThrow %		1st Half: 10-12 83.3%		2nd Half: 5-														

NCAA TOURNAMENT BOX SCORES

(1) Florida 74, (9) Purdue 67

March 18, 2007 • New Orleans Arena • New Orleans, La. • Second Round

Purdue		tot-fg		3-pt		ft		rebounds		pf		tp		a		to blk		s		min	
#	Player	fg	fga	fg	fga	ft	fta	of	de	tot	pf	tp	a	to	blk	s	min				
01	Watt, Gordon	F	1	4	0	1	0	2	0	4	4	4	2	2	3	0	2	18			
14	Landry, Carl	F	8	14	0	0	2	5	5	10	3	18	4	5	1	3	39				
02	Teague, David	G	6	15	2	7	0	0	3	2	5	3	14	2	1	0	1	38			
03	Kramer, Chris	G	6	12	2	4	0	0	1	1	2	4	14	3	3	0	4	34			
05	Grant, Keaton	G	2	3	1	1	0	0	0	1	1	2	5	1	0	0	0	21			
04	Lutz, Chris		1	2	0	1	0	0	1	0	1	2	2	2	0	0	1	23			
12	Crump, Tarrance		3	6	0	1	3	4	0	1	1	9	1	0	0	1	16				
20	Green, Marcus		1	3	0	2	1	2	1	1	2	3	3	0	0	0	9				
30	Ochendu, Johnathan		0	0	0	0	0	0	1	1	1	0	0	0	0	0	2				
TEAM		0 1 1																			
Totals		28 59		5 17		6 13		11 17		28		23 67		15 12		1 12		200			

First Half - FG: 13-26 (.500), 3-FG: 2-8 (.250), FT: 3-8 (.375)

TOTAL FG% 1st Half: 13-26 50.0% 2nd Half: 15-33 45.5% Game: 47.5% DEADBALL

3-Pt. FG% 1st Half: 2-8 25.0% 2nd Half: 3-9 33.3% Game: 29.4% REBOUNDS

FThrow % 1st Half: 3-8 37.5% 2nd Half: 3-5 60.0% Game: 46.2% 2

Florida		tot-fg		3-pt		ft		rebounds		pf		tp		a		to blk		s		min	
#	Player	fg	fga	fg	fga	ft	fta	of	de	tot	pf	tp	a	to	blk	s	min				
02	Brewer, Corey	F	4	9	1	4	8	8	1	7	8	1	17	2	3	0	2	33			
13	Noah, Joakim	F	3	5	0	0	3	4	2	7	9	3	9	2	3	3	0	25			
42	Horford, Al	C	7	9	0	0	3	3	4	5	9	2	17	1	0	1	3	36			
11	Green, Taurean	G	3	9	2	8	6	6	0	0	0	1	14	2	5	0	0	38			
12	Humphrey, Lee	G	2	6	2	6	0	0	0	1	1	1	6	2	2	0	1	32			
15	Hodge, Walter		0	1	0	0	1	4	0	0	0	1	1	2	1	0	15				
21	Werner, Dan		0	0	0	0	0	0	0	0	0	1	0	0	0	0	1				
32	Richard, Chris		2	2	0	0	4	4	0	2	2	3	8	0	1	0	17				
34	Speights, Marreese		0	1	0	0	2	2	0	0	0	1	2	0	0	0	1	3			
TEAM		0 2 2																			
Totals		21 42		5 18		27 31		7 24		31		14 74		11 15		4 7		200			

TOTAL FG% 1st Half: 8-22 36.4% 2nd Half: 13-20 65.0% Game: 50.0% DEADBALL

3-Pt. FG% 1st Half: 2-10 20.0% 2nd Half: 3-8 37.5% Game: 27.8% REBOUNDS

FThrow % 1st Half: 11-12 91.7% 2nd Half: 16-19 84.2% Game: 87.1% 1,1

Technical fouls: Purdue-None. Florida-None.
Attendance: 13,600

Score by Periods	1st	2nd	Final
Purdue	31	36	67
Florida	29	45	74

(1) Florida 65, (5) Butler 57

March 23, 2007 • Edward Jones Dome • St. Louis, Mo. • Regional Semifinals

Butler		tot-fg		3-pt		ft		rebounds		pf		tp		a		to blk		s		min	
#	Player	fg	fga	fg	fga	ft	fta	of	de	tot	pf	tp	a	to	blk	s	min				
24	Ligon, Brian	F	1	2	0	0	0	0	2	2	3	2	0	1	0	0	21				
33	Crone, Brandon	F	4	9	2	3	0	0	2	2	4	5	10	1	2	0	28				
01	Betko, Julian	G	1	3	0	0	0	0	0	0	0	5	2	1	1	0	25				
04	Graves, A.J.	G	4	13	1	6	2	3	0	3	3	2	11	2	3	0	1	38			
10	Green, Mike	G	4	12	0	3	4	6	1	5	6	4	12	3	1	0	3	26			
21	Veasley, Willie		0	0	0	0	0	0	1	1	0	0	0	0	0	0	3				
23	Nelless, Marcus		0	0	0	0	0	0	1	1	0	0	1	0	0	1	12				
32	Streicher, Drew		1	2	0	1	4	4	3	0	3	3	6	0	0	0	28				
34	Campbell, Pete		5	9	4	6	0	0	1	1	3	14	0	1	0	0	19				
TEAM		3 1 4																			
Totals		20 50		7 19		10 13		11 14		25		25 57		8 9		0 7		200			

TOTAL FG% 1st Half: 10-25 40.0% 2nd Half: 10-25 40.0% Game: 40.0% DEADBALL

3-Pt. FG% 1st Half: 5-12 41.7% 2nd Half: 2-7 28.6% Game: 36.8% REBOUNDS

FThrow % 1st Half: 4-4 100% 2nd Half: 6-9 66.7% Game: 76.9% 1,1

Florida		tot-fg		3-pt		ft		rebounds		pf		tp		a		to blk		s		min	
#	Player	fg	fga	fg	fga	ft	fta	of	de	tot	pf	tp	a	to	blk	s	min				
02	Brewer, Corey	F	3	10	1	6	4	4	0	5	5	3	11	2	3	0	1	36			
13	Noah, Joakim	F	2	4	0	0	9	11	3	6	9	1	13	2	2	1	0	32			
42	Horford, Al	C	4	5	0	0	8	10	0	7	7	2	16	2	3	4	0	34			
11	Green, Taurean	G	5	8	5	8	2	3	0	1	1	2	17	1	0	0	0	38			
12	Humphrey, Lee	G	2	5	2	5	0	0	0	0	0	4	6	0	2	0	0	32			
15	Hodge, Walter		0	0	0	0	0	0	0	0	0	2	0	1	0	0	14				
21	Werner, Dan		0	0	0	0	0	0	0	1	1	0	0	0	0	0	2				
32	Richard, Chris		1	2	0	0	0	0	2	0	2	2	2	1	3	1	0	12			
TEAM		1 1 2																			
Totals		17 34		8 19		23 28		6 21		27		16 9		13 6		1 200		65			

TOTAL FG% 1st Half: 10-20 50.0% 2nd Half: 7-14 50.0% Game: 50.0% DEADBALL

3-Pt. FG% 1st Half: 5-12 41.7% 2nd Half: 3-7 42.9% Game: 42.1% REBOUNDS

FThrow % 1st Half: 10-12 83.3% 2nd Half: 13-16 81.3% Game: 82.1% 1

Technical fouls: Butler-None. Florida-None.
Attendance: 26,214

Score by Period	1st	2nd	Final
Butler	29	28	57
Florida	35	30	65

(1) Florida 85, (3) Oregon 77

March 25, 2007 • Edward Jones Dome, St. Louis, Mo. • Regional Final

Oregon		tot-fg		3-pt		ft		rebounds		pf		tp		a		to blk		s		min	
#	Player	fg	fga	fg	fga	ft	fta	of	de	tot	pf	tp	a	to	blk	s	min				
01	Hairston, Malik	F	7	13	0	1	4	4	2	3	5	5	18	1	4	0	2	35			
04	Taylor, Bryce	F	3	6	1	2	0	0	3	5	8	3	7	2	0	0	1	39			
10	Leunen, Maarty	C	2	4	1	1	4	4	1	3	4	5	9	1	1	2	2	29			
00	Brooks, Aaron	G	11	19	3	6	2	2	1	1	2	4	27	4	4	0	1	34			
12	Porter, Tajuan	G	2	12	2	10	4	4	0	1	1	3	10	4	4	0	1	37			
25	Oguchi, Chamberlain		1	3	1	2	0	0	0	0	0	1	3	0	0	0	6				
42	Zahn, Adam		0	0	0	0	1	2	1	0	1	4	1	0	0	0	5				
45	Schafer, Roy		1	1	0	0	0	0	0	0	0	0	2	0	0	0	5				
50	Catron, Jovean		0	0	0	0	0	0	0	0	0	5	0	1	0	0	10				
TEAM		3 1 4																			
Totals		27 58		8 22		15 16		8 16		24		30 77		13 13		2 8		200			

TOTAL FG% 1st Half: 15-28 53.6% 2nd Half: 12-30 40.0% Game: 46.6% DEADBALL

3-Pt. FG% 1st Half: 3-10 30.0% 2nd Half: 5-12 41.7% Game: 36.4% REBOUNDS

FThrow % 1st Half: 5-6 83.3% 2nd Half: 10-10 100% Game: 93.8% 1,1

Florida		tot-fg		3-pt		ft		rebounds		pf		tp		a		to blk		s		min	
#	Player	fg	fga	fg	fga	ft	fta	of	de	tot	pf	tp	a	to	blk	s	min				
02	Brewer, Corey	F	3	7	0	3	8	12	1	4	5	3	14	3	5	2	2	34			
13	Noah, Joakim	F	4	9	0	0	6	7	3	11	14	2	14	1	2	1	2	30			
42	Horford, Al	C	1	3	0	0	4	8	3	4	7	3	6	2	3	2	0	30			
11	Green, Taurean	G	5	12	4	8	7	10	0	2	2	1	21	3	3	0	0	38			
12	Humphrey, Lee	G	8	15	7	13	0	0	0	0	0	0	23	0	2	0	1	38			
15	Hodge, Walter		1	1	0	0	2	4	0	0	0	0	4	0	0	0	0	4			
21	Werner, Dan		0	0	0	0	0	0	1	0	1	2	0	0	1	0	4				
32	Richard, Chris		1	1	0	0	1	2	6	0	6	3	3	1	2	0	0	22			
TEAM		1 3 4																			
Totals		23 48		11 24		28 43		15 24		39		14 85		10 18		5 5		200			

TOTAL FG% 1st Half: 13-28 46.4% 2nd Half: 10-20 50.0% Game: 47.9% DEADBALL

3-Pt. FG% 1st Half: 7-14 50.0% 2nd Half: 4-10 40.0% Game: 45.8% REBOUNDS

FThrow % 1st Half: 7-11 63.6% 2nd Half: 21-32 65.6% Game: 65.1% 9

Technical fouls: Oregon-None. Florida-None.
Attendance: 25,947

Score by Periods	1st	2nd	Final
Oregon	38	39	77
Florida	40	45	85

NCAA TOURNAMENT BOX SCORES

(1) Florida 84, (1) Ohio State 75

April 2, 2007 • Georgia Dome • Atlanta, Ga. • National Championship Game

Ohio State		tot-fg		3-pt		ft		rebounds		pf		tp		a		to blk		s		min	
#	Player	fg	fga	fg	fga	ft	fta	of	de	tot	pf	tp	a	to	blk	s	min				
03	Harris, Ivan	F	2	8	2	8	1	5	1	4	5	2	7	0	0	0	1	26			
20	Oden, Greg	C	10	15	0	0	5	8	4	8	12	4	25	1	2	4	1	38			
01	Conley Jr., Mike	G	7	13	1	3	5	6	1	2	3	3	20	6	2	0	4	34			
12	Lewis, Ron	G	6	13	0	4	0	1	2	1	3	3	12	0	1	0	1	34			
14	Butler, Jamar	G	1	7	1	6	0	0	0	2	2	3	3	1	1	0	2	36			
23	Lighty, David		2	3	0	1	0	0	0	0	0	1	4	1	0	0	1	13			
31	Cook, Daquan		1	2	0	1	0	0	0	0	0	1	2	1	0	0	1	9			
42	Terwilliger, Matt		1	1	0	0	0	0	0	0	0	1	2	0	0	0	0	5			
45	Hunter, Othello		0	2	0	0	0	0	2	0	2	2	0	0	1	0	0	5			
TEAM		0 1 1																			
Totals		30 64		4 23		11 17		10 18 28		20 75		10 7 4 11 200									

TOTAL FG%	1st Half: 13-30 43.3%	2nd Half: 17-34 41.2%	Game: 46.9%	DEADBALL
3-Pt. FG%	1st Half: 2-12 16.7%	2nd Half: 2-11 18.2%	Game: 17.4%	REBOUNDS
FThrow %	1st Half: 1-2 50.0%	2nd Half: 10-15 66.7%	Game: 64.7%	2

Florida		tot-fg		3-pt		ft		rebounds		pf		tp		a		to blk		s		min	
#	Player	fg	fga	fg	fga	ft	fta	of	de	tot	pf	tp	a	to	blk	s	min				
02	Brewer, Corey	F	4	12	3	8	2	2	0	8	8	2	13	1	1	1	3	36			
13	Noah, Joakim	F	1	3	0	0	6	6	0	3	3	4	8	0	2	0	1	21			
42	Horford, Al	C	6	15	0	0	6	8	4	8	12	3	18	3	2	2	0	34			
11	Green, Taurean	G	4	6	3	3	5	5	0	3	3	0	16	6	6	0	0	38			
12	Humphrey, Lee	G	5	8	4	7	0	0	1	1	1	1	14	1	0	0	0	34			
15	Hodge, Walter		2	2	0	0	1	1	0	1	1	1	5	0	1	0	1	11			
32	Richard, Chris		3	5	0	0	2	3	5	3	8	5	8	0	3	0	0	20			
34	Speights, Marreese		1	2	0	0	0	0	1	1	2	3	2	0	0	0	0	6			
TEAM		0 1 1																			
Totals		26 53		10 18		22 25		10 28 38		19 11		15 3 5 200 84									

TOTAL FG%	1st Half: 13-27 48.1%	2nd Half: 13-26 50.0%	Game: 49.1%	DEADBALL
3-Pt. FG%	1st Half: 6-9 66.7%	2nd Half: 4-9 44.4%	Game: 55.6%	REBOUNDS
FThrow %	1st Half: 8-10 80.0%	2nd Half: 14-15 93.3%	Game: 88.0%	2

Technical fouls: Ohio State-None. Florida-None.

Attendance: 51,458

Score by Period	1st	2nd	Final
Ohio State	29	46	75
Florida	40	44	84

(7) BYU 99, (10) Florida 92 (2OT)

March 18, 2010 • Ford Center • Oklahoma City, Okla. • First Round

Florida		tot-fg		3-pt		ft		rebounds		pf		tp		a		to blk		s		min	
#	Player	fg	fga	fg	fga	ft	fta	of	de	tot	pf	tp	a	to	blk	s	min				
23	Tyus, Alex	F	3	11	0	1	0	0	3	6	9	2	6	1	0	2	0	29			
25	Parsons, Chandler	F	8	20	2	8	2	5	6	4	10	3	20	6	5	1	2	46			
32	Macklin, Vernon	C	7	9	0	0	2	3	3	4	7	3	16	0	3	0	1	33			
01	Boynton, Kenny	G	8	16	5	10	6	7	1	1	2	5	27	3	4	0	1	40			
11	Walker, Erving	G	4	16	3	13	1	1	0	2	2	4	12	4	7	0	0	44			
03	Shipman, Ray		0	0	0	0	0	0	2	2	2	0	0	0	0	0	1	11			
21	Werner, Dan		1	2	0	0	2	2	3	2	5	4	1	1	0	2	36				
33	Murphy, Erik		3	4	0	0	1	1	1	0	1	3	7	0	1	0	1	11			
TEAM		3 4 7																			
Totals		34 78		10 32		14 19		20 25 45		24 92		15 21 4 7 250									

TOTAL FG%	1st Half: 12-26 46.2%	2nd Half: 15-27 55.6%	OT: 7-25 28.0%	Game: 49.1%	DEADBALL
3-Pt. FG%	1st Half: 6-12 50.0%	2nd Half: 6-12 50.0%	OT: 1-10 10.0%	Game: 55.6%	REBOUNDS
FThrow %	1st Half: 6-8 75.0%	2nd Half: 6-8 75.0%	OT: 2-2 100%	Game: 88.0%	6

BYU		tot-fg		3-pt		ft		rebounds		pf		tp		a		to blk		s		min	
#	Player	fg	fga	fg	fga	ft	fta	of	de	tot	pf	tp	a	to	blk	s	min				
34	Hartssock	F	3	7	0	0	2	2	1	2	3	1	8	1	1	0	0	28			
54	Miles	C	1	1	0	0	0	0	1	3	4	2	2	1	0	0	0	32			
04	Emery	G	2	7	2	5	4	6	2	5	7	4	10	1	1	0	1	40			
23	Haws	G	3	5	0	0	2	2	1	0	1	2	8	2	0	0	1	21			
32	Fredette	G	13	26	3	8	8	10	1	1	2	1	37	3	5	1	2	46			
00	Davies		0	1	0	0	0	2	1	5	6	4	0	2	2	1	1	19			
01	Aboua		1	2	0	0	0	0	0	1	1	0	2	1	0	0	0	10			
10	Loyd Jr.		7	10	3	5	9	10	0	2	2	1	26	0	2	0	4	35			
45	Tavernari		2	6	2	5	0	0	0	3	3	2	6	1	0	0	3	19			
TEAM		3 1 4																			
Totals		32 65		10 23		25 32		10 23 33		17 99		11 12 2 12 250									

TOTAL FG%	1st Half: 15-29 51.7%	2nd Half: 13-26 50.0%	OT: 4-10 40.0%	Game: 49.2%	DEADBALL
3-Pt. FG%	1st Half: 3-5 60.0%	2nd Half: 4-13 30.8%	OT: 3-5 60.0%	Game: 43.5%	REBOUNDS
FThrow %	1st Half: 2-4 50.0%	2nd Half: 10-10 100%	OT: 13-18 72.2%	Game: 78.1%	5

Technical fouls: Florida-None. BYU-None.

Attendance: 16,022

Score by Period	1st	2nd	1OT	2OT	Final
Florida	33	42	6	11	92
BYU	35	40	6	18	99

(2) Florida 79, (15) UC Santa Barbara 51

March 17, 2011 • St. Pete Times Forum • Tampa, Fla. • Second Round*

*In 2011, the NCAA Tournament field expanded to 68 and the Round of 64 became known as the second round.

UCSB		tot-fg		3-pt		ft		rebounds		pf		tp		a		to blk		s		min	
#	Player	fg	fga	fg	fga	ft	fta	of	de	tot	pf	tp	a	to	blk	s	min				
00	Serna, Jaime	f	0	0	0	0	0	0	1	1	1	0	0	1	0	0	11				
21	Nunnally, James	f	4	8	1	4	3	4	0	6	6	2	12	1	3	0	0	34			
32	Pastorek, Jon	f	2	3	0	1	0	0	2	1	3	0	4	1	4	0	1	19			
11	Joyner, Justin	g	1	4	1	3	0	0	0	1	1	1	3	2	2	0	1	25			
33	Johnson, Orlando	g	7	14	3	6	4	6	3	1	4	2	21	0	3	0	2	37			
03	Weimer, Jordan		0	3	0	2	0	0	1	1	2	0	0	1	0	2	13				
10	Boswell, Kyle		0	2	0	2	0	0	0	0	0	4	0	0	0	0	10				
20	Brew, Will		1	4	0	0	0	0	0	0	2	2	0	1	0	1	10				
24	Peterson, Christian		0	0	0	0	0	0	0	0	0	0	0	0	0	0	1				
25	Devenny, Lucas		0	1	0	0	0	2	0	0	0	0	0	1	0	0	5				
43	Leaf, Troy		1	3	0	1	2	2	0	2	2	1	4	2	1	0	0	11			
55	Somogyi, Greg		1	5	0	0	3	4	2	4	6	2	5	2	0	3	0	24			
TEAM		1 1 2																			
Totals		17 47		5 19		12 18		8 18 26		17 51		8 17 3 7 200									

TOTAL FG%	1st Half: 6-22 27.3%	2nd Half: 11-25 44.0%	Game: 36.2%	DEADBALL
3-Pt. FG%	1st Half: 4-12 33.3%	2nd Half: 1-7 14.3%	Game: 26.3%	REBOUNDS
FThrow %	1st Half: 3-6 50.0%	2nd Half: 9-12 75.0%	Game: 66.7%	2

Florida		tot-fg		3-pt		ft		rebounds		pf		tp		a		to blk		s		min	
#	Player	fg	fga	fg	fga	ft	fta	of	de	tot	pf	tp	a	to	blk	s	min				
23	Tyus, Alex	f	4	5	0	0	0	2	0	6	6	1	8	1	1	1	2	20			
25	Parsons, Chandler	f	4	9	2	6	0	0	1	6	7	2	10	10	3	1	2	27			
32	Macklin, Vernon	c	4	5	0	0	2	2	0	3	3	3	10	1	1	0	0	21			
01	Boynton, Kenny	g	6	9	1	4	0	0	0	0	0	2	13	1</							

NCAA TOURNAMENT BOX SCORES

(2) Florida 83, (3) BYU 74 (OT)

March 24, 2011 • New Orleans Arena • New Orleans, La. • Regional Semifinals

BYU		tot-fg	3-pt	rebounds			pf	tp	a	to	blk	s	min
#	Player	fg	fga	fg	fga	ft	fta	of	de	tot			
34	Hartssock, Noah	f	3	9	1	4	2	2	3	5	8	1	9
01	Abouo, Charles	g	2	9	0	3	2	2	0	2	3	6	1
04	Emery, Jackson	g	3	8	3	7	0	0	1	2	3	3	9
31	Collinsworth, Kyle	g	2	4	0	0	1	2	3	12	15	3	5
32	Fredette, Jimmer	g	11	29	3	15	7	7	0	2	2	3	32
12	Magnusson, Logan		2	4	1	2	1	1	1	2	3	4	6
13	Zylstra, Brock		0	0	0	0	0	0	0	0	0	0	1
15	Anderson, James		0	1	0	0	0	0	1	2	0	0	0
21	Rogers, Stephen		2	7	2	6	1	2	0	4	4	2	7
TEAM													
Totals		25	71	10	37	14	16	12	30	42	19	74	13

TOTAL FG%	1st Half: 14-35 40.0%	2nd Half: 9-30 30.0%	OT: 2-6 33.3%	Game: 35.2%	DEADBALL
3-Pt. FG%	1st Half: 5-17 29.4%	2nd Half: 5-16 31.3%	OT: 0-4 0.0%	Game: 27.0%	REBOUNDS
FThrow%	1st Half: 3-3 100%	2nd Half: 9-11 81.8%	OT: 2-2 100%	Game: 87.5%	1,2

Florida		tot-fg	3-pt	rebounds			pf	tp	a	to	blk	s	min
#	Player	fg	fga	fg	fga	ft	fta	of	de	tot			
23	Tyus, Alex	f	8	9	1	1	2	3	2	15	17	3	19
25	Parsons, Chandler	f	6	15	3	10	1	2	1	8	9	1	16
32	Macklin, Vernon	c	4	5	0	0	1	5	0	5	5	1	9
01	Boynnton, Kenny	g	5	14	4	13	3	4	0	0	0	2	17
11	Walker, Erving	g	5	13	3	7	3	6	2	4	6	2	16
04	Young, Patric		1	2	0	0	2	2	2	4	3	2	0
05	Wilbekin, Scottie		0	4	0	3	0	0	0	0	0	0	1
15	Yeguete, Will		1	2	0	0	0	0	1	0	1	0	2
33	Murphy, Erik		1	1	0	0	0	0	0	0	0	0	2
TEAM													
Totals		31	65	11	34	10	22	10	35	45	12	83	23

TOTAL FG%	1st Half: 14-26 53.8%	2nd Half: 12-32 37.5%	OT: 5-7 71.4%	Game: 47.7%	DEADBALL
3-Pt. FG%	1st Half: 7-16 43.8%	2nd Half: 2-15 13.3%	OT: 2-3 66.7%	Game: 32.4%	REBOUNDS
FThrow%	1st Half: 1-6 16.7%	2nd Half: 6-10 60.0%	OT: 3-6 50.0%	Game: 45.5%	4

Technical fouls: BYU-Emery, Florida-None.

Attendance: 12,320

Score by Periods	1st	2nd	OT	Total
BYU	36	32	6	74
Florida	36	32	15	83

(8) Butler 74, (2) Florida 71 (OT)

March 26, 2011 • New Orleans Arena • New Orleans, La. • Regional Final

Butler		tot-fg	3-pt	rebounds			pf	tp	a	to	blk	s	min
#	Player	fg	fga	fg	fga	ft	fta	of	de	tot			
54	Howard, Matt	f	5	12	1	6	3	6	0	5	5	3	14
44	Smith, Andrew	c	1	2	0	0	1	2	3	5	8	5	3
01	Mack, Shelvin	g	8	20	4	13	7	11	0	4	4	2	27
02	Vanzant, Shawn	g	3	9	1	3	0	0	1	6	7	1	7
33	Stigall, Chase	g	0	3	0	3	0	0	0	0	0	1	0
03	Hahn, Zach		2	5	2	5	0	0	0	0	0	1	6
05	Nored, Ronald		0	2	0	2	4	4	1	3	4	3	4
20	Hopkins, Chrisshaw		1	1	1	1	0	0	0	0	0	3	1
23	Marshall, Kyle		4	6	0	0	2	4	7	0	7	3	10
32	Butcher, Garrett		0	0	0	0	0	0	1	0	1	0	0
TEAM													
Totals		24	60	9	33	17	27	16	25	41	20	74	8

TOTAL FG%	1st Half: 11-27 40.7%	2nd Half: 10-26 38.5%	OT: 3-7 42.9%	Game: 40.0%	DEADBALL
3-Pt. FG%	1st Half: 5-15 33.3%	2nd Half: 3-15 20.0%	OT: 1-3 33.3%	Game: 27.3%	REBOUNDS
FThrow%	1st Half: 5-8 62.5%	2nd Half: 5-12 41.7%	OT: 7-7 100%	Game: 63.0%	4

Florida		tot-fg	3-pt	rebounds			pf	tp	a	to	blk	s	min
#	Player	fg	fga	fg	fga	ft	fta	of	de	tot			
23	Tyus, Alex	f	6	12	0	0	2	2	3	7	10	4	14
25	Parsons, Chandler	f	2	9	1	3	0	0	1	6	7	3	5
32	Macklin, Vernon	c	11	14	0	0	3	5	4	1	5	4	25
01	Boynnton, Kenny	g	5	9	1	3	6	7	0	4	4	2	17
11	Walker, Erving	g	1	10	1	7	5	6	0	1	1	4	8
04	Young, Patric		0	2	0	0	2	2	0	2	2	3	2
05	Wilbekin, Scottie		0	1	0	1	0	0	2	2	1	0	1
33	Murphy, Erik		0	0	0	0	0	0	2	2	3	0	2
TEAM													
Totals		25	57	3	14	18	22	8	26	34	24	71	10

TOTAL FG%	1st Half: 12-25 48.0%	2nd Half: 11-27 40.7%	OT: 2-5 40.0%	Game: 43.9%	DEADBALL
3-Pt. FG%	1st Half: 1-4 25.0%	2nd Half: 0-6 0.0%	OT: 2-4 50.0%	Game: 21.4%	REBOUNDS
FThrow%	1st Half: 8-8 100%	2nd Half: 5-6 83.3%	OT: 5-8 62.5%	Game: 81.8%	3

Technical fouls: Butler-None, Florida-None.

Attendance: 12,139

Score by Periods	1st	2nd	OT	Total
Butler	32	28	14	74
Florida	33	27	11	71

(7) Florida 71, (10) Virginia 45

March 16, 2012 • CenturyLink Center • Omaha, Neb. • Second Round

Virginia		tot-fg	3-pt	rebounds			pf	tp	a	to	blk	s	min
#	Player	fg	fga	fg	fga	ft	fta	of	de	tot			
23	Scott, Mike	f	6	10	0	0	3	4	0	6	6	3	15
25	Mitchell, Akil	f	2	5	0	0	2	1	4	5	0	4	1
01	Evans, Jontel	g	4	6	0	0	0	0	1	1	2	8	5
12	Harris, Joe	g	2	9	0	5	3	4	0	3	3	2	7
13	Zeglinski, Sammy	g	3	11	2	10	0	0	4	4	8	5	3
00	Browman, Doug		0	0	0	0	0	0	1	1	0	0	2
02	Jespersion, Paul		1	5	1	3	0	0	1	0	1	3	0
32	Atkins, Darion		0	1	0	0	0	0	0	0	3	0	0
TEAM													
Totals		18	47	3	18	6	10	2	21	23	15	45	12

TOTAL FG%	1st Half: 9-24 37.5%	2nd Half: 9-23 39.1%	Game: 38.3%	DEADBALL
3-Pt. FG%	1st Half: 0-7 0.0%	2nd Half: 3-11 27.3%	Game: 16.7%	REBOUNDS
FThrow%	1st Half: 4-6 66.7%	2nd Half: 2-4 50.0%	Game: 60.0%	1

Florida		tot-fg	3-pt	rebounds			pf	tp	a	to	blk	s	min
#	Player	fg	fga	fg	fga	ft	fta	of	de	tot			
33	Murphy, Erik	f	2	6	1	5	0	0	1	2	3	2	5
04	Young, Patric	c	6	6	0	0	1	2	3	4	7	3	13
01	Boynnton, Kenny	g	3	10	0	5	2	3	0	5	5	1	8
11	Walker, Erving	g	3	8	0	2	3	4	0	4	4	1	9
23	Beal, Bradley	g	5	8	1	4	3	8	11	1	14	1	14
03	Rosario, Mike		1	4	0	3	1	2	0	1	1	0	3
05	Wilbekin, Scottie		1	2	1	2	0	0	1	1	0	3	2
24	Prather, Casey		6	7	1	1	1	2	2	4	2	14	0
34	Larson, Cody		0	0	0	0	0	0	0	0	0	0	0
35	Pitchford, Walter		1	2	0	1	0	0	0	0	0	2	0
TEAM													
Totals		28	53	4	23	11	17	9	30	39	10	71	11

TOTAL FG%	1st Half: 12-30 40.0%	2nd Half: 16-23 69.6%	Game: 52.8%	DEADBALL
3-Pt. FG%	1st Half: 1-15 6.7%	2nd Half: 3-8 37.5%	Game: 17.4%	REBOUNDS
FThrow%	1st Half: 5-7 71.4%	2nd Half: 6-10 60.0%	Game: 64.7%	1

Technical fouls: Virginia-None, Florida-None.

Attendance: 16,829

Score by Periods	1st	2nd	Total
Virginia	22	23	45
Florida	30	41	71

(7) Florida 84, (15) Norfolk State 50

March 18, 2012 • CenturyLink Center • Omaha, Neb. • Third Round

Florida		tot-fg	3-pt	rebounds			pf	tp	a	to	blk	s	min
#	Player	fg	fga	fg	fga	ft	fta	of	de	tot			
32	Tamames, Marcos	f	4	12	2	5	2	2	3	2	5	1	12
10	O'Quinn, Kyle	c	1	9	0	2							

NCAA TOURNAMENT BOX SCORES

(7) Florida 68, (3) Marquette 58

March 22, 2012 • US Airways Center • Phoenix, Ariz. • Regional Semifinals

Florida		tot-fg		3-pt		rebounds		pf		tp		a to blk		s min											
#	Player	fg	fga	fg	fga	ft	fta	of	de	tot	pf	tp	a	to	blk	s	min								
33	Murphy, Erik	f	3	13	1	8	0	0	1	9	10	3	7	0	0	3	30								
04	Young, Patric	c	3	6	0	0	1	2	5	4	9	4	7	1	1	1	31								
01	Boynton, Kenny	g	2	10	1	5	6	7	0	4	4	0	11	5	1	0	33								
11	Walker, Erving	g	3	9	1	4	4	4	0	3	3	2	11	3	4	1	29								
23	Beal, Bradley	g	8	10	3	5	2	2	2	4	6	1	21	4	2	2	33								
03	Rosario, Mike	g	2	4	0	2	0	0	1	1	0	4	0	2	2	0	11								
05	Wilbekin, Scottie	g	1	2	1	1	0	0	3	3	2	3	2	1	0	0	17								
24	Prather, Casey	g	2	5	0	2	0	0	3	3	3	2	4	0	1	1	16								
TEAM								2		1	3														
Totals		24		59		7		27		13		15		68		15		11		9		5		200	

TOTAL FG%	1st Half: 13-30 43.3%	2nd Half: 11-29 37.9%	Game: 40.7%	DEADBALL
3-Pt. FG%	1st Half: 4-14 28.6%	2nd Half: 3-13 23.1%	Game: 25.9%	REBOUNDS
FThrow %	1st Half: 6-7 85.7%	2nd Half: 7-8 87.5%	Game: 86.7%	1

Marquette		tot-fg		3-pt		rebounds		pf		tp		a to blk		s min																			
#	Player	fg	fga	fg	fga	ft	fta	of	de	tot	pf	tp	a	to	blk	s	min																
32	Crowder, Jae	f	5	15	1	7	4	5	2	5	7	3	15	1	0	0	32																
00	Wilson, Jamil	c	3	7	1	1	0	0	2	3	5	2	7	1	2	3	34																
01	Johnson-Odom, Darius	g	5	15	2	7	2	3	0	4	4	4	14	2	0	0	38																
02	Blue, Vander	g	1	8	0	0	2	2	1	7	8	1	4	1	2	0	1	26															
05	Cadogan, Junior	g	0	5	0	2	0	2	1	1	2	4	0	5	3	0	21																
04	Mayo, Todd	g	4	8	2	4	1	2	0	4	4	0	11	1	2	0	2	31															
33	Wilson, Derrick	g	0	0	0	0	0	0	0	0	0	0	0	0	0	0	2																
54	Gardner, Davante	g	2	7	0	0	3	4	4	0	4	3	7	0	0	0	1	16															
TEAM								5		2	7																						
Totals		20		65		6		21		12		18		15		26		41		17		58		11		9		3		8		200	

TOTAL FG%	1st Half: 11-35 31.4%	2nd Half: 9-30 30.0%	Game: 30.8%	DEADBALL
3-Pt. FG%	1st Half: 4-10 40.0%	2nd Half: 2-11 18.2%	Game: 28.6%	REBOUNDS
FThrow %	1st Half: 4-7 57.1%	2nd Half: 8-11 72.7%	Game: 66.7%	4

Technical fouls: Florida-None. Marquette-None.
Attendance: 15,833

Score by Periods	1st	2nd	Total
Florida	36	32	68
Marquette	30	28	58

(4) Louisville 72, (7) Florida 68

March 24, 2012 • US Airways Center • Phoenix, Ariz. • Regional Final

Florida		tot-fg		3-pt		rebounds		pf		tp		a to blk		s min																			
#	Player	fg	fga	fg	fga	ft	fta	of	de	tot	pf	tp	a	to	blk	s	min																
33	Murphy, Erik	f	4	5	2	2	4	4	0	8	8	3	14	0	4	2	34																
04	Young, Patric	c	5	7	0	0	1	2	2	4	6	3	11	0	2	0	32																
01	Boynton, Kenny	g	4	11	2	7	2	4	0	2	2	2	12	6	1	0	33																
11	Walker, Erving	g	3	10	2	6	4	6	1	2	3	2	12	7	2	0	32																
23	Beal, Bradley	g	6	12	2	5	0	0	2	5	7	1	14	4	2	0	36																
03	Rosario, Mike	g	1	1	0	0	1	1	0	0	0	1	3	0	0	0	6																
05	Wilbekin, Scottie	g	1	1	0	0	0	0	2	2	1	2	0	1	0	0	14																
24	Prather, Casey	g	0	1	0	0	0	1	1	3	4	2	0	0	1	1	13																
TEAM								1		3	4																						
Totals		24		48		8		20		12		18		6		26		32		15		68		17		14		3		4		200	

TOTAL FG%	1st Half: 14-21 66.7%	2nd Half: 10-27 37.0%	Game: 50.0%	DEADBALL
3-Pt. FG%	1st Half: 8-11 72.7%	2nd Half: 0-9 0.0%	Game: 40.0%	REBOUNDS
FThrow %	1st Half: 5-7 71.4%	2nd Half: 7-11 63.6%	Game: 66.7%	2

Louisville		tot-fg		3-pt		rebounds		pf		tp		a to blk		s min																			
#	Player	fg	fga	fg	fga	ft	fta	of	de	tot	pf	tp	a	to	blk	s	min																
14	Kuric, Kyle	f	3	9	2	8	0	0	2	2	4	8	1	0	0	2	37																
24	Behanan, Chane	f	7	10	1	1	2	2	2	5	7	4	17	0	1	2	32																
10	Dieng, Gorgui	c	4	11	0	0	0	0	1	5	6	3	8	0	0	1	37																
03	Siva, Peyton	g	3	7	1	1	2	2	1	1	2	5	9	8	1	0	26																
05	Smith, Chris	g	3	4	1	2	1	2	0	1	1	1	8	0	0	0	28																
02	Smith, Russ	g	6	13	1	2	6	7	1	4	5	3	19	2	4	0	22																
12	Price, Zach	g	0	0	0	0	0	0	0	0	0	0	0	0	0	0	1																
21	Swopshire, Jared	g	1	3	0	1	0	0	0	0	0	0	2	0	0	0	9																
22	Justice, Elisha	g	0	1	0	0	0	0	0	0	0	0	0	0	0	0	1																
23	Ware, Kevin	g	0	1	0	1	0	0	1	0	1	0	0	0	0	0	4																
25	Blackshear, Wayne	g	0	1	0	0	1	2	0	3	3	0	1	0	0	0	3																
TEAM								2		1	3																						
Totals		27		60		6		16		12		15		8		22		30		21		72		11		6		3		6		200	

TOTAL FG%	1st Half: 14-32 43.8%	2nd Half: 13-28 46.4%	Game: 45.0%	DEADBALL
3-Pt. FG%	1st Half: 3-8 37.5%	2nd Half: 3-8 37.5%	Game: 37.5%	REBOUNDS
FThrow %	1st Half: 2-2 100%	2nd Half: 10-13 76.9%	Game: 80.0%	2

Technical fouls: Florida-None. Louisville-TEAM.
Attendance: 13456

Score by Periods	1st	2nd	Total
Florida	41	27	68
Louisville	33	39	72

(3) Florida 79, (14) Northwestern State 47

March 22, 2013 • Erwin Center • Austin, Texas • Second Round

Northwestern State		tot-fg		3-pt		rebounds		pf		tp		a to blk		s min																			
#	Player	fg	fga	fg	fga	ft	fta	of	de	tot	pf	tp	a	to	blk	s	min																
10	Robinson, Patrick	f	2	4	0	2	1	1	1	0	1	4	5	0	2	0	18																
32	Hicks, DeQuan	f	4	8	0	0	4	4	1	7	8	1	12	2	2	0	23																
35	Evans, O.J.	c	2	5	0	0	1	2	0	1	1	2	5	0	1	0	22																
03	Davis, Shamir	g	2	4	0	1	1	2	0	0	0	2	5	1	2	0	22																
44	Stewart, Gary	g	1	4	1	4	0	0	2	2	0	3	1	0	0	0	21																
00	Adams, Austin	g	0	0	0	0	0	0	1	1	0	0	0	0	0	0	1																
01	Adams, Dustin	g	0	0	0	0	0	0	0	0	0	0	0	0	0	0	1																
11	Williams, Brandon	g	0	0	0	0	0	0	0	0	0	0	0	0	0	0	1																
12	West, Jalan	g	2	7	1	3	0	0	2	2	1	5	4	2	0	1	26																
13	Killian, Matt	g	0	1	0	0	0	0	1	0	1	0	0	0	0	0	1																
20	Harris, Dadrin	g	0	1	0	0	0	0	0	0	0	0	0	0	1	0	1																
22	White, Brison	g	3	7	0	2	0	0	0	0	0	3	6	0	1	0	19																
33	Hulbin, James	g	1	6	1	3	0	0	1	1	2	3	3	0	0	0	14																
34	Roberson, Gary	g	0	2	0	1	0	0	1	1	3	0	0	4	0	0	15																
40	Frazier, Marvin	g	1	1	0	0	1	2	0	3	3	1	3	1	0	2	0	15															
TEAM								3		2	5																						
Totals		18		50		3		16		8		11		6		20		26		19		47		9		15		3		2		200	

TOTAL FG%	1st Half: 13-24 54.2%	2nd Half: 5-26 19.2%	Game: 36.0%	DEADBALL
3-Pt. FG%	1st Half: 3-7 42.9%	2nd Half: 0-9 0.0%	Game: 18.8%	REBOUNDS
FThrow %	1st Half: 3-4 75.0%	2nd Half: 5-7 71.4%	Game: 72.7%	2

Florida		tot-fg		3-pt		rebounds		pf		tp	
---------	--	--------	--	------	--	----------	--	----	--	----	--

NCAA TOURNAMENT BOX SCORES

(3) Florida 62, (15) Florida Gulf Coast 50

March 29, 2013 • Cowboys Stadium • Arlington, Texas • Regional Semifinals

Florida Gulf Coast		tot-fg		3-pt		ft		rebounds		pf		tp		a		to blk		s		min													
#	Player	fg	fga	fg	fga	ft	fta	of	de	tot	pf	tp	a	to	blk	s	min																
12	McKnight, Eric	f	1	3	0	0	2	1	0	1	1	2	0	1	1	0	22																
20	Fielor, Chase	f	5	10	2	4	0	0	1	5	6	2	12	1	4	1	2	33															
00	Comer, Brett	g	1	5	0	0	2	2	0	4	4	4	7	9	0	3	31																
02	Thompson, Bernard	g	2	7	1	3	1	2	0	2	2	5	6	1	2	0	28																
25	Brown, Sherwood	g	7	13	0	2	0	2	2	4	6	3	14	0	2	0	1	38															
05	Varidel, Christophe	g	3	5	1	2	3	3	0	1	1	0	10	0	0	0	15																
15	Cvijeticanin, Filip	g	0	0	0	0	0	0	1	1	1	0	0	0	0	0	6																
23	Murray, Eddie	g	1	1	0	0	0	0	3	3	2	2	1	1	1	1	18																
35	Graf, Dajuan	g	0	0	0	0	0	0	1	2	3	2	0	1	1	0	9																
TEAM		1																															
Totals		20		44		4		11		6		11		6		22		28		20		50		11		20		3		7		200	

TOTAL FG%	1st Half: 9-16 56.3%	2nd Half: 11-28 39.3%	Game: 45.5%	DEADBALL
3-Pt. FG%	1st Half: 3-4 75.0%	2nd Half: 1-7 14.3%	Game: 36.4%	REBOUNDS
FThrow %	1st Half: 5-7 71.4%	2nd Half: 1-4 25.0%	Game: 54.5%	3

Florida		tot-fg		3-pt		ft		rebounds		pf		tp		a		to blk		s		min													
#	Player	fg	fga	fg	fga	ft	fta	of	de	tot	pf	tp	a	to	blk	s	min																
33	Murphy, Erik	f	2	7	0	1	0	0	3	1	4	2	4	1	2	1	24																
04	Young, Patric	c	2	7	0	0	0	3	2	5	1	4	2	2	0	3	27																
01	Boynnton, Kenny	g	2	6	0	3	3	4	1	3	4	1	7	2	1	0	28																
03	Rosario, Mike	g	6	14	2	5	1	2	1	4	5	1	15	1	1	0	32																
05	Wilbekin, Scottie	g	3	11	0	3	7	8	1	2	3	2	13	3	2	0	29																
15	Yeguede, Will	g	1	3	0	0	0	2	1	3	4	3	2	1	0	2	21																
20	Frazier, Michael	g	2	3	2	3	0	0	0	1	1	0	6	0	1	0	13																
24	Prather, Casey	g	4	6	0	0	3	4	3	1	4	1	11	2	1	0	1	26															
TEAM		2																															
Totals		22		57		4		15		14		23		15		20		35		11		62		12		10		3		11		200	

TOTAL FG%	1st Half: 11-32 34.4%	2nd Half: 11-25 44.0%	Game: 38.6%	DEADBALL
3-Pt. FG%	1st Half: 4-10 40.0%	2nd Half: 0-5 0.0%	Game: 26.7%	REBOUNDS
FThrow %	1st Half: 4-7 57.1%	2nd Half: 10-16 62.5%	Game: 60.9%	7

Technical fouls: Florida Gulf Coast-None. Florida-None.
Attendance: 40,639

Score by Periods	1st	2nd	Total
Florida Gulf Coast	26	24	50
Florida	30	32	62

(4) Michigan 79, (3) Florida 59

March 31, 2013 • Cowboys Stadium • Arlington, Texas • Regional Final

Michigan		tot-fg		3-pt		ft		rebounds		pf		tp		a		to blk		s		min													
#	Player	fg	fga	fg	fga	ft	fta	of	de	tot	pf	tp	a	to	blk	s	min																
01	Robinson III, Glenn	f	3	7	0	1	0	0	1	1	2	1	6	0	1	2	1	34															
04	McGary, Mitch	f	5	8	0	0	1	2	2	7	9	4	11	0	1	2	5	25															
03	Burke, Trey	g	5	16	1	5	4	4	2	6	8	2	15	7	1	0	3	35															
10	Hardaway Jr, Tim	g	3	13	1	5	2	3	0	4	4	1	9	5	2	0	35																
11	Stauskas, Nik	g	7	8	6	6	2	3	0	0	0	0	22	3	2	0	31																
02	Albrecht, Spike	g	3	4	1	1	0	0	0	1	1	1	7	1	0	0	3	14															
05	Akune, Eso	g	0	1	0	0	0	0	0	0	0	0	0	0	0	0	2																
13	Vogrich, Matt	g	1	1	1	1	0	0	0	0	0	0	3	0	0	0	1																
15	Horford, Jon	g	3	3	0	0	0	1	1	3	4	3	6	0	1	0	8																
20	Bartelstein, Josh	g	0	1	0	0	0	0	0	0	0	0	0	0	0	0	2																
22	McLimans, Blake	g	0	0	0	0	0	0	0	0	0	0	0	0	0	0	2																
23	LeVert, Caris	g	0	1	0	0	0	0	0	1	1	0	0	1	1	0	2																
32	Person, Corey	g	0	1	0	0	0	0	0	0	0	0	0	0	0	0	2																
44	Bielefeldt, Max	g	0	0	0	0	0	0	0	0	0	0	0	0	0	0	1																
52	Morgan, Jordan	g	0	1	0	0	0	0	2	3	5	1	0	1	0	0	6																
TEAM		1																															
Totals		30		65		10		19		9		13		9		26		35		13		79		18		11		5		13		200	

TOTAL FG%	1st Half: 19-37 51.4%	2nd Half: 11-28 39.3%	Game: 46.2%	DEADBALL
3-Pt. FG%	1st Half: 7-11 63.6%	2nd Half: 3-8 37.5%	Game: 52.6%	REBOUNDS
FThrow %	1st Half: 2-3 66.7%	2nd Half: 7-10 70.0%	Game: 69.2%	3

Florida		tot-fg		3-pt		ft		rebounds		pf		tp		a		to blk		s		min													
#	Player	fg	fga	fg	fga	ft	fta	of	de	tot	pf	tp	a	to	blk	s	min																
33	Murphy, Erik	f	0	11	0	2	0	0	4	4	8	1	0	2	3	2	0	22															
04	Young, Patric	c	4	8	0	0	0	1	1	6	7	2	8	0	1	1	0	25															
01	Boynnton, Kenny	g	4	8	1	3	4	6	0	2	2	0	13	0	1	0	33																
03	Rosario, Mike	g	4	9	0	4	1	2	0	2	2	0	9	0	3	0	30																
05	Wilbekin, Scottie	g	1	6	0	0	2	2	0	3	3	5	4	7	4	0	27																
00	Kurtz, Jacob	g	0	0	0	0	0	0	1	1	2	0	0	1	0	0	1																
11	Ogboeze, Braxton	g	1	2	0	0	0	0	0	0	0	0	2	0	0	0	1																
12	Graham, Dillon	g	1	1	1	1	0	0	0	0	0	0	3	0	0	0	1																
15	Yeguede, Will	g	5	5	0	0	3	5	2	5	7	1	13	0	0	0	1	23															
20	Frazier, Michael	g	0	1	0	0	0	0	0	1	1	2	0	1	0	0	1	15															
24	Prather, Casey	g	3	5	0	0	1	1	1	2	2	0	7	2	3	0	21																
25	Walker, DeVon	g	0	0	0	0	0	0	0	0	0	0	0	0	0	0	1																
TEAM		2																															
Totals		23		56		2		10		11		17		9		27		36		11		59		13		15		3		7		200	

TOTAL FG%	1st Half: 12-29 41.4%	2nd Half: 11-27 40.7%	Game: 41.1%	DEADBALL
3-Pt. FG%	1st Half: 1-4 25.0%	2nd Half: 1-6 16.7%	Game: 20.0%	REBOUNDS
FThrow %	1st Half: 5-7 71.4%	2nd Half: 6-10 60.0%	Game: 64.7%	4

Technical fouls: Michigan-None. Florida-None.; Attendance: 36,585

Score by Periods	1st	2nd	Total
Michigan	47	32	79
Florida	30	29	59

(1) Florida 67, (16) Albany 55

March 20, 2014 • Amway Center • Orlando, Fla. • Second Round

Albany		tot-fg		3-pt		ft		rebounds		pf		tp		a		to blk		s		min	
#	Player	fg	fga	fg	fga	ft	fta	of	de	tot	pf	tp	a	to	blk	s	min				
14	Rowley, Sam	f	1	8	0	0	1	2	3	3	6	2	3	4	2	0	29				
20	Johnson, Gary	f	6	10	1	1	0	0	2	1	3	2	13	0	2	1	37				
44	Puk, John	c	5	7	0	0	0	0	1	4	5	5	10	2	0	0	37				
03	Evans, DJ	g	6	12	2	5	7	8	0	7	7	3	21	0	3	0	38				
12	Hoolley, Peter	g	1	10	1	5	3	4	0	2	2	2	6	3	1	0	2	40			
05	Haas, Anders	g	0	1	0	1	0	0	0	0	0	0	0	0	0	0	0+				
10	Rowley, Michael	g	0	0	0	0	0	0	0	0	0	0	0	0	0	0	3				
11	Devlin, Luke	g	1	2	0	0	0	0	0	3	3	0	2	0	0	1	10				
13	Williams, Reece	g	0	0	0	0	0	0	0	0	0	0	0	0	0	0	0+				
15	Egharevba, Ede	g	0	0	0	0	0	0	0	0	0	0	0	0	0	0	0+				
22	Wiegmann, Dave	g	0	0	0	0	0	0	0	0	0	0	0	0	0	0	0+				
24	Ennema, Dallas																				

NCAA TOURNAMENT BOX SCORES

(1) Florida 79, (4) UCLA 68

March 27, 2014 • FedExForum • Memphis, Tenn. • Regional Semifinals

UCLA		tot-fg		3-pt		rebounds		pf		tp		a to blk		s min			
#	Player	fg	fga	fg	fga	ft	fta	of	de	tot	pf	tp	a	to	blk	s	min
02	Young, Michael	f	2	4	0	0	0	0	1	1	1	4	1	1	1	0	21
12	Wear, David	f	2	3	2	3	1	2	1	5	6	2	7	1	2	0	24
24	Wear, Travis	f	6	12	0	3	2	2	0	2	2	3	14	1	0	2	30
03	Adams, Jordan	g	7	15	1	5	2	3	2	2	4	3	17	2	0	1	28
04	Powell, Norman	g	3	8	0	1	2	2	1	2	3	4	8	1	1	0	31
05	Anderson, Kyle	g	4	11	0	1	3	3	2	7	9	3	11	5	3	0	31
14	LaVine, Zach	g	2	7	0	3	1	1	0	2	2	1	5	0	1	0	24
20	Alford, Bryce	g	1	5	0	2	0	0	0	0	0	0	2	2	0	0	21
22	Allen, Noah	g	0	0	0	0	0	1	0	0	0	0	0	0	0	0	1
23	Parker, Tony	g	2	3	0	0	0	1	1	2	3	3	4	0	1	1	10
TEAM								1		1							
Totals		27 64		3 18		11 15		8 22 30		19 68		12 8 4 8		200			
TOTAL FG%		1st Half: 11-25 44.0%		2nd Half: 16-39 41.0%		Game: 42.2%		DEADBALL									
3-Pt. FG%		1st Half: 2-6 33.3%		2nd Half: 1-12 8.3%		Game: 16.7%		REBOUNDS									
FThrow %		1st Half: 6-8 75.0%		2nd Half: 5-7 71.4%		Game: 73.3%		2									

Florida		tot-fg		3-pt		rebounds		pf		tp		a to blk		s min			
#	Player	fg	fga	fg	fga	ft	fta	of	de	tot	pf	tp	a	to	blk	s	min
15	Yeguete, Will	f	4	5	0	0	0	0	7	7	1	8	1	0	0	1	19
24	Prather, Casey	f	3	5	0	0	6	8	1	2	3	4	12	1	3	2	19
04	Young, Patric	c	2	4	0	0	0	1	1	2	3	4	4	0	2	0	20
05	Wilbekin, Scottie	g	5	13	2	8	1	1	0	1	1	13	3	0	0	1	35
20	Frazier, Michael	g	7	13	5	8	0	0	1	5	6	1	19	3	3	0	36
00	Hill, Kasey	g	2	4	0	0	2	2	1	5	6	2	6	10	2	0	28
10	Finney-Smith, Dorian	g	3	8	1	4	3	4	1	5	6	2	10	4	2	1	30
23	Walker, Chris	g	3	5	0	0	1	2	3	0	3	2	7	0	0	1	6
25	Walker, DeVon	g	0	1	0	1	0	0	0	0	0	0	0	0	1	0	7
TEAM								2		3		5					
Totals		29 58		8 21		13 18		10 30 40		15 79		22 12 5 4		200			
TOTAL FG%		1st Half: 13-31 41.9%		2nd Half: 16-27 59.3%		Game: 50.0%		DEADBALL									
3-Pt. FG%		1st Half: 5-13 38.5%		2nd Half: 3-8 37.5%		Game: 38.1%		REBOUNDS									
FThrow %		1st Half: 5-9 55.6%		2nd Half: 8-9 88.9%		Game: 72.2%		2,1									

Technical fouls: UCLA-None. Florida-Prather, Casey.
Attendance: 14,991

Score by Periods	1st	2nd	Total
UCLA	30	38	68
Florida	36	43	79

(1) Florida 62, (11) Dayton 52

March 29, 2014 • FedExForum • Memphis, Tenn. • Regional Final

Dayton		tot-fg		3-pt		rebounds		pf		tp		a to blk		s min			
#	Player	fg	fga	fg	fga	ft	fta	of	de	tot	pf	tp	a	to	blk	s	min
05	Oliver, Devin	f	4	9	4	7	0	0	6	6	3	12	0	0	2	1	29
21	Pierre, Dyshawn	f	7	11	2	3	2	2	1	2	3	3	18	5	2	2	28
35	Kavanaugh, Matt	c	2	5	0	0	2	2	3	5	8	2	6	1	1	1	25
00	Price, Khari	g	0	2	0	2	0	0	1	1	4	0	0	1	0	0	16
24	Sibert, Jordan	g	0	3	0	2	0	0	0	0	0	1	0	1	0	0	30
03	Davis, Kyle	g	1	3	1	1	0	0	0	0	0	3	0	0	0	0	5
11	Smith, Scoochie	g	2	4	1	3	0	0	0	0	0	2	5	2	3	0	25
12	Robinson, Jalen	g	1	1	0	0	0	0	0	0	0	2	2	0	0	0	8
22	Pollard, Kendall	g	1	5	0	0	0	0	0	1	1	1	2	0	0	0	10
23	Vonderhaar, Brian	g	0	0	0	0	0	0	0	0	0	0	0	0	0	0	0+
40	Scott, Devon	g	0	0	0	0	0	0	0	1	1	1	0	1	1	0	7
43	Sanford, Vee	g	1	5	0	0	2	4	0	1	1	0	4	1	1	0	17
50	Wehrli, Bobby	g	0	0	0	0	0	0	0	0	0	0	0	0	0	0	0+
TEAM								1		4		5					
Totals		19 48		8 18		6 8		5 21 26		19 52		11 9 5 5		200			
TOTAL FG%		1st Half: 8-26 30.8%		2nd Half: 11-22 50.0%		Game: 39.6%		DEADBALL									
3-Pt. FG%		1st Half: 4-10 40.0%		2nd Half: 4-8 50.0%		Game: 44.4%		REBOUNDS									
FThrow %		1st Half: 4-6 66.7%		2nd Half: 2-2 100%		Game: 75.0%		1,1									

Florida		tot-fg		3-pt		rebounds		pf		tp		a to blk		s min				
#	Player	fg	fga	fg	fga	ft	fta	of	de	tot	pf	tp	a	to	blk	s	min	
15	Yeguete, Will	f	1	4	0	1	2	3	2	5	7	2	4	2	2	1	0	25
24	Prather, Casey	f	2	5	0	0	2	4	2	5	7	2	6	0	2	0	22	
04	Young, Patric	c	5	9	0	0	2	3	0	6	6	1	12	0	1	4	2	31
05	Wilbekin, Scottie	g	6	14	3	5	8	10	0	1	1	0	23	3	0	0	38	
20	Frazier, Michael	g	4	8	2	5	0	0	1	1	2	2	10	0	1	0	34	
00	Hill, Kasey	g	0	2	0	0	2	2	1	2	3	2	2	3	1	0	13	
10	Finney-Smith, Dorian	g	0	4	0	3	5	6	6	3	9	0	5	2	0	0	26	
23	Walker, Chris	g	0	0	0	0	0	0	0	0	0	1	0	0	0	0	2	
25	Walker, DeVon	g	0	2	0	1	0	0	0	2	2	0	0	0	0	0	8	
30	Kurtz, Jacob	g	0	0	0	0	0	0	0	0	0	0	0	0	0	0	1	
TEAM								1		2		2		0		0		
Totals		18 48		5 15		21 28		12 25 37		10 62		10 7 5 5		200				
TOTAL FG%		1st Half: 13-27 48.1%		2nd Half: 5-21 23.8%		Game: 37.5%		DEADBALL										
3-Pt. FG%		1st Half: 3-8 37.5%		2nd Half: 2-7 28.6%		Game: 33.3%		REBOUNDS										
FThrow %		1st Half: 9-11 81.8%		2nd Half: 12-17 70.6%		Game: 75.0%		3										

Technical fouls: Dayton-None. Florida-None.
Attendance: 15,443

Score by Periods	1st	2nd	Total
Dayton	24	28	52
Florida	38	24	62

(7) Connecticut 63, (1) Florida 53

April 5, 2014 • AT&T Stadium • Arlington, Texas • Final Four

UConn		tot-fg		3-pt		rebounds		pf		tp		a to blk		s min			
#	Player	fg	fga	fg	fga	ft	fta	of	de	tot	pf	tp	a	to	blk	s	min
00	Nolan, Phillip	f	0	1	0	0	1	2	0	1	1	4	1	0	1	0	15
02	Daniels, DeAndre	f	9	14	2	5	0	0	10	10	3	20	1	5	1	1	40-
05	Giffey, Niels	f	4	7	0	2	3	3	1	4	3	11	0	0	0	0	23
11	Boatright, Ryan	g	5	9	1	2	2	2	0	6	6	0	13	3	1	0	38
13	Napier, Shabazz	g	3	6	2	3	4	4	0	3	3	0	12	6	2	0	38
03	Samuel, Terrence	g	2	2	0	0	0	0	1	1	0	4	4	1	1	0	18
10	Olander, Tyler	g	0	1	0	0	0	0	0	0	0	2	0	0	0	0	5
20	Kromah, Lasan	g	0	1	0	0	0	0	0	0	0	0	0	0	1	0	11
35	Brimah, Amida	g	1	2	0	0	0	2	1	0	1	4	2	1	1	2	12
TEAM								1		2							
Totals		24 43		5 12		10 13		5 23 28		16 63		12 13 4 6		200			
TOTAL FG%		1st Half: 10-21 47.6%		2nd Half: 14-22 63.6%		Game: 55.8%		DEADBALL									
3-Pt. FG%		1st Half: 4-7 57.1%		2nd Half: 1-5 20.0%		Game: 41.7%		REBOUNDS									
FThrow %		1st Half: 1-1 100%		2nd Half													

SEC TOURNAMENT RESULTS

Tournament Appearances: 49 (41-45)
Championships: 4 (2005, 2006, 2007, 2014)
Runner-Up: 6 (1934, 1989, 1994, 2004, 2011, 2013)

1933 – Atlanta Athletic Club, Atlanta, Ga.
 February 26, 1933 – Kentucky 48, Florida 24

1934 – Atlanta Athletic Club, Atlanta, Ga.
 February 24, 1934 – Florida 38, Kentucky 32
 February 25, 1934 – Florida 24, Vanderbilt 23
 February 27, 1934 – Alabama 41, Florida 25 (championship)

1940 – Alumni Memorial Gymnasium, Knoxville, Tenn.
 February 29, 1940 – Tennessee 42, Florida 32

1941 – Jefferson County Armory, Louisville, Ky.
 February 28, 1941 – Florida 48, Vanderbilt 41
 March 1, 1941 – Tennessee 47, Florida 26 (semifinals)

1942 – Jefferson County Armory, Louisville, Ky.
 February 26, 1942 – Kentucky 42, Florida 36

1943-44 – Florida Did Not Participate

1945 – Jefferson County Armory, Louisville, Ky.
 February 28, 1945 – Kentucky 57, Florida 35

1946 – Jefferson County Armory, Louisville, Ky.
 March 1, 1946 – Kentucky 69, Florida 32

1947 – Jefferson County Armory, Louisville, Ky.
 February 28, 1947 – LSU 60, Florida 45

1948 – Jefferson County Armory, Louisville, Ky.
 March 4, 1948 – Kentucky 87, Florida 31

1949 – Jefferson County Armory, Louisville, Ky.
 March 3, 1949 – Kentucky 73, Florida 36

1950 – Jefferson County Armory, Louisville, Ky.
 March 2, 1950 – LSU 66, Florida 57

1951 – Jefferson County Armory, Louisville, Ky.
 March 1, 1951 – Tulane 66, Florida 62

1952 – Jefferson County Armory, Louisville, Ky.
 February 29, 1952 – Florida 66, Vanderbilt 63
 March 1, 1952 – LSU 77, Florida 69 (semifinals)

1953-78 – No Tournament Held

1979 – Birmingham Coliseum, Birmingham, Ala.
 February 28, 1979 – Alabama 81, Florida 64

1980 – Birmingham Coliseum, Birmingham, Ala.
 February 27, 1980 – Florida 72, Vanderbilt 71
 February 28, 1980 – LSU 95, Florida 82

1981 – Birmingham Coliseum, Birmingham, Ala.
 March 4, 1981 – Florida 50, Auburn 48 (OT)
 March 5, 1981 – LSU 85, Florida 73

1982 – Rupp Arena, Lexington, Ky.
 March 3, 1982 – Vanderbilt 47, Florida 46 (2 OT)

1983 – Birmingham Coliseum, Birmingham, Ala.
 March 7, 1983 – Tennessee 78, Florida 62

1984 – Memorial Gymnasium, Nashville, Tenn.
 March 8, 1984 – Tennessee 80, Florida 74 (OT)

1985 – Birmingham Coliseum, Birmingham, Ala.
 March 7, 1985 – Florida 58, Kentucky 55
 March 8, 1985 – Auburn 43, Florida 42 (semifinals)

1986 – Rupp Arena, Lexington, Ky.
 March 6, 1986 – LSU 72, Florida 66

1987 – The Omni in Atlanta, Ga.
 March 6, 1987 – LSU 72, Florida 66

1988 – LSU Assembly Center, Baton Rouge, La.
 March 11, 1988 – Florida 67, Tennessee 60
 March 12, 1988 – Georgia 72, Florida 70 (semifinals)

1989 – Thompson-Boling Arena, Knoxville, Tenn.
 March 10, 1989 – Florida 62, Georgia 61
 March 11, 1989 – Florida 76, Tennessee 71 (semifinals)
 March 12, 1989 – Alabama 72, Florida 60 (championship)

1990 – Orlando Arena, Orlando, Fla.
 March 8, 1990 – Vanderbilt 68, Florida 58

1991 – Memorial Gym in Nashville, Tenn.
 March 8, 1991 – Alabama 71, Florida 65

1992 – Birmingham-Jefferson Civic Center, Birmingham, Ala.
 March 13, 1992 – Alabama 62, Florida 60

1993 – Rupp Arena, Lexington, Ky.
 March 11, 1993 – Mississippi 67, Florida 62

1994 – The Pyramid, Memphis, Tenn.
 March 11, 1994 – Florida 84, South Carolina 57
 March 12, 1994 – Florida 68, Alabama 52 (semifinals)
 March 13, 1994 – Kentucky 73, Florida 60 (championship)

1995 – The Georgia Dome, Atlanta, Ga.
 March 9, 1995 – Florida 63, Mississippi 59
 March 10, 1995 – Florida 80, Mississippi State 64
 March 11, 1995 – Kentucky 86, Florida 72 (semifinals)

1996 – The Louisiana Superdome, New Orleans, La.
 March 7, 1996 – Florida 75, Ole Miss 62
 March 8, 1996 – Kentucky 100, Florida 76

1997 – The Pyramid, Memphis, Tenn.
 March 6, 1997 – Alabama 80, Florida 66

1998 – The Georgia Dome, Atlanta, Ga.
 March 5, 1998 – Florida 68, Auburn 64
 March 6, 1998 – South Carolina 71, Florida 60

1999 – The Georgia Dome, Atlanta, Ga.
 March 4, 1999 – Florida 97, LSU 75
 March 5, 1999 – Arkansas 75, Florida 74

2000 – The Georgia Dome, Atlanta, Ga.
 March 9, 2000 – Florida 89, Ole Miss 67
 March 10, 2000 – Auburn 78, Florida 70

2001 – Gaylord Entertainment Center, Nashville, Tenn.
 March 9, 2001 – Florida 69, Alabama 61
 March 10, 2001 – Ole Miss 74, Florida 69 (semifinals)

2002 – The Georgia Dome, Atlanta, Ga.
 March 7, 2002 – Florida 81, Auburn 63
 March 8, 2002 – Mississippi State 62, Florida 52

2003 – The Louisiana Superdome, New Orleans, La.
 March 14, 2003 – LSU 65, Florida 61

2004 – The Georgia Dome, Atlanta, Ga.
 March 12, 2004 – Florida 75, Alabama 73 (OT)
 March 13, 2004 – Florida 91, Vanderbilt 69 (semifinals)
 March 14, 2004 – Kentucky 89, Florida 73 (championship)

2005 – The Georgia Dome, Atlanta, Ga.
 March 11, 2005 – Florida 80, Mississippi State 64
 March 12, 2005 – Florida 68, Alabama 62 (semifinals)
 March 13, 2005 – Florida 70, Kentucky 53 (championship)

2006 – Gaylord Entertainment Center, Nashville, Tenn.
 March 10, 2006 – Florida 74, Arkansas 71
 March 11, 2006 – Florida 81, LSU 65 (semifinals)
 March 12, 2006 – Florida 49, South Carolina 47 (championship)

2007 – The Georgia Dome, Atlanta, Ga.
 March 11, 2007 – Florida 74, Georgia 57
 March 12, 2007 – Florida 80, Ole Miss 59 (semifinals)
 March 13, 2007 – Florida 77, Arkansas 56 (championship)

2008 – The Georgia Dome, Atlanta, Ga.
 March 13, 2008 – Alabama 80, Florida 69

2009 – St. Pete Times Forum, Tampa, Fla.
 March 12, 2009 – Florida 73, Arkansas 58
 March 13, 2009 – Auburn 68, Florida 65

2010 – Bridgestone Arena, Nashville, Tenn.
 March 11, 2010 – Florida 78, Auburn 69
 March 12, 2010 – Mississippi State 75, Florida 69

2011 – Georgia Dome, Atlanta, Ga.
 March 11, 2011 – Florida 85, Tennessee 74
 March 12, 2011 – Florida 77, Vanderbilt 66 (semifinals)
 March 13, 2011 – Kentucky 70, Florida 54 (championship)

2012 – New Orleans Arena, New Orleans, La.
 March 9, 2012 – Florida 66, Alabama 63
 March 10, 2012 – Kentucky 74, Florida 71 (semifinals)

2013 – Bridgestone Arena, Nashville, Tenn.
 March 15, 2013 – Florida 80, LSU 58
 March 16, 2013 – Florida 61, Alabama 51 (semifinals)
 March 17, 2013 – Ole Miss 66, Florida 63 (championship)

2014 – Georgia Dome, Atlanta, Ga.
 March 14, 2014 – Florida 72, Missouri 49
 March 15, 2014 – Florida 56, Tennessee 49 (semifinals)
 March 16, 2014 – Florida 61, Kentucky, 60 (championship)

2015 – Bridgestone Arena, Nashville, Tenn.
 March 12, 2015 – Florida 69, Alabama 61
 March 13, 2015 – Kentucky 64, Florida 49

2016 – Bridgestone Arena, Nashville, Tenn.
 March 10, 2016 – Florida 68, Arkansas 61
 March 11, 2016 – Texas A&M 72, Florida 66

Future SEC Tournament Dates and Sites

March 8-12, 2017 - Bridgestone Arena, Nashville, Tenn.
 March 7-11, 2018 - Scottrade Center, St. Louis, Mo.
 March 13-17, 2019 - Bridgestone Arena, Nashville, Tenn.
 March 11-15, 2020 - Bridgestone Arena, Nashville, Tenn.
 March 10-14, 2021 - Bridgestone Arena, Nashville, Tenn.
 March 9-13, 2022 - Tampa Bay Times Forum, Tampa, Fla.
 March 8-12, 2023 - Bridgestone Arena, Nashville, Tenn.
 March 13-17, 2024 - Bridgestone Arena, Nashville, Tenn.
 March 12-16, 2025 - Bridgestone Arena, Nashville, Tenn.

SEC TOURNAMENT RECORDS

Florida Individual (Game)

Points: 35, Anthony Roberson, March 12, 2004 vs. Vanderbilt
Rebounds: 17, David Lee, March 13, 2005 vs. Kentucky
Assists: 8, Eddie Shannon, March 4, 1999 vs. LSU; Eddie Shannon, March 5, 1998 vs. Auburn
Field Goals Made: 13, Kenyan Weaks, March 5, 1998 vs. Auburn
Field Goals Attempted: 23, Vernon Maxwell, March 6, 1986 vs. LSU
Free Throws Made: 11, Reggie Hannah, Feb. 28, 1980 vs. LSU
Free Throws Attempted: 14, Udonis Haslem, March 5, 1999 vs. Arkansas
3-Pt Made: 8, Greg Stolt, March 4, 1999 vs. LSU
3-Pt Attempted: 16, Anthony Roberson, March 12, 2004 vs. Alabama
Steals: 6, Taurean Green, March 11, 2006 vs. LSU
Turnovers: 8, Taurean Green, March 12, 2006 vs. South Carolina
Blocks: 7, Dwayne Schintzius, March 10, 1989 vs. Georgia
Minutes: 49, Ronnie Williams, March 3, 1982 vs. Vanderbilt
FG Pct (Min 5 Attempts): 1.000, (7-7) Udonis Haslem, March 7, 2002 vs. Auburn; (5-5), Greg Williams, March 10, 1995 vs. Mississippi State

Florida Individual (Tournament)

Games: 3, many players in 1989, '94, '95, 2004, '05, '06, '11, '13, '14
Points: 70, Livingston Chatman (3 games), 1989
Rebounds: 37, Dwayne Schintzius (3 games), 1989
Assists: 14, David Lee (3 games), 2004
Field Goals Made: 27, Livingston Chatman (3 games), 1989
Field Goals Attempted: 42, Livingston Chatman (3 games), 1989
3-Pt Made: 14, Anthony Roberson (3 games), 2004
3-Pt Attempted: 35, Anthony Roberson (3 games), 2004
Turnovers: 13, Taurean Green (3 games), 2006; Livingston Chatman (3 games), 1989
Steals: 10, Scottie Wilbekin (3 games), 2014
Blocks: 18, Dwayne Schintzius (3 games), 1989
FG Pct (Min 5 Attempts): .846 (11-of-13), Mark Giombetti (2 games), 1981

Florida Individual (Career)

Games: 13, Lee Humphrey and Chris Richard (2004-07)
Points: 153, Dametri Hill (11 games), 1993-96
Rebounds: 68, Al Horford (9 games), 2005-07; Dametri Hill (11 games), 1993-96
Assists: 31, Kenny Boynton (10 games), 2010-13; Eddie Shannon (7 games), 1996-99
Field Goals Made: 60, Dametri Hill (11 games), 1993-96
Field Goals Attempted: 117, Kenny Boynton (10 games), 2010-13
3-Pt Made: 24, Kenny Boynton (10 games), 2010-13
3-Pt Attempted: 67, Kenny Boynton (10 games), 2010-13
Steals: 19, Scottie Wilbekin (11 games), 2011-14
Blocks: 23, Dwayne Schintzius (6 games), 1987-89
Minutes: 313, Dan Cross (8 games), 1992-95
Pts Avg: 19.8, Ronnie Williams (5 games), 1981-84
Reb Avg: 9.5, Stacey Poole (4 games), 1990-93
FG Pct (Min 20 Attempts): .639 (23-36) Jason Anderson (7 games), 1993-96; (23-36) Dwayne Davis (6 games), 1988-91

Florida Team (Game)

Points: 97, March 4, 1999 vs. LSU
Rebounds: 48, March 13, 2005 vs. Kentucky
Assists: 22, March 13, 2011 vs. Kentucky
Field Goals Made: 33, 3x, last on March 9, 2000 vs. Ole Miss
Field Goals Attempted: 71, March 10, 2000 vs. Auburn
Free Throws Made: 26, March 12, 1988 vs. Georgia
Free Throws Attempted: 37, March 11, 2011 vs. Tennessee
3-Pt Made: 17, March 4, 1999 vs. LSU
3-Pt Attempted: 36, March 12, 2004 vs. Alabama; March 4, 1999 vs. LSU
Steals: 13, March 12, 1994 vs. Kentucky
Turnovers: 24, March 8, 1996 vs. Kentucky; Feb. 28, 1979 vs. Alabama
Blocks: 8, 3x, last on March 12, 1989 vs. Alabama
FG Pct: .647, (22-34), March 4, 1981 vs. Auburn
Worst FG Pct.: .313, (20-64), March 3, 2002 vs. Mississippi State

Florida Team (Tournament)

Games: 3, 1989, '94, '95, 2004, '05, '06, '07 '11, '13, '14
Points: 239 (3 games), 2004
Rebounds: 122 (3 games), 2005
Assists: 50 (3 games), 2011
Field Goals Made: 82 (3 games), 1994, 2004
Field Goals Attempted: 178 (3 games), 1994
3-Pt Made: 31 (3 games), 2004
3-Pt Attempted: 80 (3 games), 2004
Turnovers: 52 (3 games), 1994
Steals: 31 (3 games), 1994
Blocks: 22 (3 games), 1989
FG Pct: .588 (50-of-85) (2 games), 1981
Worst FG Pct: .348 (23-66) (1 game), 1993

Opponent Individual (Game)

Points: 33, Dusty Hannahs, Arkansas, March 10, 2016
Rebounds: 20, John Williams, LSU, March 6, 1986
Assists: 9, Reggie King, Alabama, Feb. 28, 1979
Field Goals Made: 12, Dusty Hannahs, Arkansas, March 10, 2016; Chuck Person, Auburn, March 8, 1985; Tony White, Tennessee, March 8, 1984
Field Goals Attempted: 23, Dusty Hannahs, Arkansas, March 10, 2016
Free Throws Made: 12, Willie Burton, Tennessee, March 8, 1984
Free Throws Attempted: 14, Willie Burton, Tennessee, March 8, 1984
3-Pt Made: 8, Mykal Riley, Alabama, March 13, 2008
3-Pt Attempted: 16, Earnest Shelton, Alabama, March 12, 2004
Turnovers: 8, Doc Robinson, Auburn, March 5, 1998
Steals: 7, Clarence Swearngen, Tennessee, March 11, 1988
Blocks: 5, Mark Pope, Kentucky, March 11, 1995; Jarrell Evans, Ole Miss, March 11, 1993
Minutes: 47, Phil Cox, Vanderbilt, March 3, 1982
FG Pct. (Min 5 Attempts): 1.000 (7-7) Robert Scott, Alabama, Feb. 28, 1979

Opponent Team (Game)

Points: 100, Kentucky, March 8, 1996
Rebounds: 50, Alabama, Feb. 28, 1979
Assists: 23, Kentucky, March 8, 1996
Field Goals Made: 39, LSU, Feb. 28, 1980
Field Goals Attempted: 71, Tennessee, March 11, 1989
Free Throws Made: 32, Auburn, March 10, 2000
Free Throws Attempted: 44, Auburn, March 10, 2000
3-Pt Made: 14, Alabama, March 6, 1997
3-Pt Attempted: 33, Vanderbilt, March 12, 2011
Turnovers: 24, Alabama, March 12, 1994
Steals: 13, Georgia, March 10, 1989; LSU, March 6, 1987
Blocks: 11, Kentucky, March 11, 1995
FG Pct: .609 (39-64), LSU, Feb. 28, 1980
Worst FG Pct: .300, (18-60), South Carolina, March 12, 2006

Career Leaders

Points:
 153, Dametri Hill (11 games), 1993-96
 135, Kenny Boynton (10 games), 2010-13
 121, Corey Brewer (9 games), 2005-07
 117, Anthony Roberson (7 games), 2003-05
 108, Matt Walsh (7 games), 2003-05
 105, Udonis Haslem (8 games), 1998-2002

Rebounds:

68, Al Horford (9 games), 2005-07
 68, Dametri Hill (11 games), 1993-96
 65, Patric Young (11 games), 2011-14
 63, David Lee (9 games), 2002-05
 62, Andrew DeClercq (8 games), 1992-95
 55, Dwayne Davis (6 games), 1988-91

Assists:

31, Scottie Wilbekin (11 games), 2011-14
 31, Kenny Boynton (10 games), 2010-13
 31, Eddie Shannon (7 games), 1996-99
 29, Taurean Green (9 games), 2005-07
 28, Greg Williams (9 games), 1994-97
 26, Erving Walker (9 games), 2009-12

REGULAR SEASON TOURNAMENTS

1951-52 - Gator Bowl Tournament in Jacksonville, Fla.

December 27, 1951 - Florida 73, Clemson 62
December 28, 1951 - Florida 62, Georgia 47
December 29, 1951 - Florida 61, Florida State 51*

1952-53 - Gator Bowl Tournament in Jacksonville, Fla.

December 29, 1952 - Florida 68, Georgia 60
December 30, 1952 - Florida 73, Georgia State Teachers 61*

1953-54 - Gator Bowl Tournament in Jacksonville, Fla.

December, 1953 - Georgia State Teachers 99, Florida 86
December, 1953 - Florida 63, Georgia Tech 59+

1954-55 - Gator Bowl Tournament in Jacksonville, Fla.

December, 1954 - Florida 82, Florida State 79
December, 1954 - Spring Hill 66, Florida 60*

1955-56 - All-American City Tournament in Owensboro, Ky.

December 18, 1955 - Florida 98, Pittsburgh 72
December 29, 1955 - Evansville 85, Florida 69
December 30, 1955 - Kentucky Wesleyan 73, Florida 65

1956-57 - Carrousel Tournament in Charlotte, N.C.

December 17, 1956 - Florida 97, Muhlenberg 90
December 18, 1956 - Wake Forest 90, Florida 53
December 19, 1956 - Florida 88, St. Joseph's 72

Gator Bowl Tournament in Jacksonville, Fla.

December 27, 1956 - South Carolina 77, Florida 71
December 28, 1956 - Florida 105, Clemson 71+

1957-58 - Gator Bowl Tournament in Jacksonville, Fla.

December 30, 1957 - Florida 76, Clemson 64
December 31, 1957 - Florida 76, Georgia 63*

1958-59 - Gator Bowl Tournament in Jacksonville, Fla.

December 29, 1958 - Ole Miss, 71, Florida 47
December 30, 1958 - Florida 58, Georgia 55+

1959-60 - Hurricane Classic in Miami, Fla.

December 28, 1959 - Xavier 86, Florida 74
December 29, 1959 - Brigham Young 74, Florida 65+

1960-61 - Gator Bowl Tournament in Jacksonville, Fla.

December 28, 1960 - Florida 82, Jacksonville 68
December 29, 1960 - Navy 69, Florida 62
December 30, 1960 - Florida 73, Georgia 58

1961-62 - Gator Bowl Tournament in Jacksonville, Fla.

December 28, 1961 - Florida 68, Navy 63
December 29, 1961 - Virginia Tech 78, Florida 69*

1962-63 - Gator Bowl Tournament in Jacksonville, Fla.

December 27, 1962 - Florida 66, Rice 57
December 28, 1962 - Georgia Tech 63, Florida 61*

1963-64 - Gator Bowl Tournament in Jacksonville, Fla.

December 26, 1963 - Florida 100, Manhattan 75
December 27, 1963 - Florida 74, Air Force 68*

1964-65 - Gator Bowl Tournament in Jacksonville, Fla.

December 29, 1964 - Florida 82, Wake Forest 65
December 30, 1964 - Florida 62, Texas 49*

1965-66 - Gator Bowl Tournament in Jacksonville, Fla.

December 29, 1965 - Florida 72, DePaul 64
December 30, 1965 - Penn State 54, Florida 52*

1966-67 - Gator Bowl Tournament in Jacksonville, Fla.

December 28, 1966 - Florida 78, Georgia 64
December 29, 1966 - Florida 92, Virginia Tech 73*

1967-68 - Gator Bowl Tournament in Jacksonville, Fla.

December 27, 1967 - St. Joseph's 89, Florida 69
December 28, 1967 - Mississippi State 66, Florida 65+

1968-69 - Gator Bowl Tournament in Jacksonville, Fla.

December 26, 1968 - Northwestern 76, Florida 72

December 27, 1968 - Florida 82, Georgia 77+

1969-70 - Sunshine Classic in Jacksonville, Fla.

December 1, 1969 - Morehead State 82, Florida 73
December 2, 1969 - Florida 68, East Tennessee 49+

Gator Bowl Tournament in Jacksonville, Fla.

December 29, 1969 - Florida 48, Virginia Tech 45
December 30, 1969 - Florida State 88, Florida 48*

1970-71 - Gator Bowl Tournament in Jacksonville, Fla.

December 28, 1970 - Georgia Tech 69, Florida 58
December 29, 1970 - Bradley 70, Florida 65+

1971-72 - Gator Bowl Tournament in Jacksonville, Fla.

December 28, 1971 - Florida 87, Columbia 47
December 29, 1971 - Illinois 76, Florida 75*

1972-73 - Gator Bowl Tournament in Jacksonville, Fla.

December 26, 1972 - Rutgers 81, Florida 79
December 27, 1972 - Miami of Ohio 88, Florida 72+

1973-74 - Gator Bowl Tournament in Jacksonville, Fla.

December 26, 1973 - Florida 74, Jacksonville 62
December 27, 1973 - Florida 77, Duke 60*

1974-75 - Rainbow Classic in Honolulu, Hawaii

December 27, 1974 - Indiana 98, Florida 84
December 28, 1974 - Penn 100, Florida 88
December 30, 1974 - San Jose State 83, Florida 80

1975-76 - Gator Bowl Tournament in Jacksonville, Fla.

December 26, 1975 - Florida 65, Jacksonville 64
December 27, 1975 - Wake Forest 78, Florida 75 (OT)*

1976-77 - Big Sun Tournament in St. Petersburg, Fla.

December 17, 1976 - Florida 70, South Florida 53
December 18, 1976 - Florida 84, Memphis State 83*

Gator Bowl Tournament in Jacksonville, FL

December 29, 1976 - Florida 99, Jacksonville 87
December 30, 1976 - Florida 101, Holy Cross 85*

1977-78 - Vermont Classic in Burlington, Vt.

December 22, 1977 - Florida 70, George Washington 63
December 22, 1977 - Florida 93, Vermont 67*

Gator Bowl Tournament in Jacksonville, Fla.

December 27, 1977 - Florida 88, Bonaventure 75
December 28, 1977 - Indiana 73, Florida 60*

1978-79 - Industrial National Classic in Providence, R.I.

December 15, 1978 - Florida 109, Fairfield 99 (OT)
December 16, 1978 - Florida 79, Providence 63*

Gator Bowl Tournament in Jacksonville, Fla.

December 26, 1978 - Florida 89, Massachusetts 65
December 27, 1978 - Jacksonville 60, Florida 59

1979-80 - Gator Bowl Tournament in Jacksonville, Fla.

December 26, 1979 - Florida 63, Iowa State 59
December 27, 1979 - Jacksonville 61, Florida 55*

1980-81 - Gator Bowl Tournament in Jacksonville, Fla.

December 26, 1980 - Florida 65, Jacksonville 59
December 27, 1980 - Purdue 95, Florida 87*

1981-82 - Florida Four Tournament in Jacksonville, Fla.

December 4, 1981 - South Florida 58, Florida 56
December 5, 1981 - Florida 84, Jacksonville 73+

Cabrillo Classic in San Diego, Calif.

December 29, 1981 - Temple 85, Florida 81
December 30, 1981 - Baylor 72, Florida 71+

1982-83 - Great Alaska Shootout in Anchorage, Alaska

November 26, 1982 - Louisville 80, Florida 63
November 27, 1982 - Florida 72, Alaska-Anchorage 52
November 28, 1982 - Illinois 68, Florida 55

Florida Four Tournament in Gainesville, Fla.

December 10, 1982 - Florida 104, Jacksonville 78
December 11, 1982 - South Florida 77, Florida 73*

Gator Bowl Tournament in Jacksonville, Fla.

December 28, 1982 - Florida 82, Penn State 60
December 29, 1982 - Florida 56, Jacksonville 47*

1983-84 - Sugar Bowl Classic in New Orleans, La.

December 28, 1983 - SW Louisiana 74, Florida 65
December 29, 1983 - Florida 65, Tulane 53+

1984-85 - Hoosier Classic in Indianapolis, Ind.

December 29, 1984 - Florida 87, Arizona State 73
December 30, 1984 - Indiana 80, Florida 63*

1985-86 - Rebel Roundup in Las Vegas, Nev.

December 21, 1985 - Iona 71, Florida 70
December 22, 1985 - San Diego State 63, Florida 62

1986-87 - Gator Bowl Tournament in Jacksonville, Fla.

December 19, 1986 - Florida 82, Virginia Tech 60
December 20, 1986 - Florida 82, Ohio State 72*

Rainbow Classic in Honolulu, Hawaii

December 27, 1986 - California 83, Florida 80
December 29, 1986 - Florida 115, Hawaii 83
December 30, 1986 - Ohio State 88, Florida 84

1987-88 - Preseason Big Apple NIT - Finals in New York, N.Y.

November 21, 1987 - Florida 82, Jacksonville 52
November 23, 1987 - Florida 80, Georgia Tech 69
November 27, 1987 - Florida 96, Iowa State 89
November 28, 1987 - Florida 70, Seton Hall 68*

Fiesta Bowl Classic in Tucson, Ariz.

December 29, 1987 - Duke 93, Florida 70
December 30, 1987 - Florida 83, Michigan State 59

1988-89 - Great Alaska Shootout in Anchorage, Alaska

November 25, 1988 - California 73, Florida 58
November 26, 1988 - Florida 83, Alaska-Anchorage 72
November 27, 1988 - Florida 77, Utah 68

1988-89 - ECAC Holiday Festival in New York, N.Y.

December 27, 1988 - Ohio State 93, Florida 68
December 29, 1988 - Florida 59, Fordham 52

1989-90 - Sugar Bowl Classic in New Orleans, La.

December 27, 1989 - Florida 69, New Orleans 64
December 28, 1989 - LaSalle 76, Florida 69

1990-91 - Carrier Classic in Syracuse, N.Y.

December 7, 1990 - UNC Charlotte 94, Florida 92
December 8, 1990 - Florida 92, Alaska-Anchorage 81

1991-92 - Red Lobster Classic in Orlando, Fla.

December 28, 1991 - Virginia Tech 79, Florida 57
December 30, 1991 - Brigham Young 79, Florida 73

1992-93 - The Milk Challenge in Orlando, Fla.

December 19, 1992 - Temple 67, Florida 62
December 20, 1992 - Florida 70, UNC Charlotte 69

1992-93 - Sun Carnival Classic in El Paso, Texas

December 28, 1992 - Purdue 67, Florida 63
December 29, 1992 - Florida 86, Austin Peay 62

1993-94 - Rainbow Classic in Honolulu, Hawaii

December 28, 1993 - Florida 74, Oklahoma State 69
December 29, 1993 - Louisville 83, Florida 68 (Semifinals)
December 30, 1993 - Florida 66, Evansville 63 (3rd Place Game)

1995-96 - Franklin Bank/Children's Charities Classic in Landover, Md.

December 2, 1995 - Florida 75, George Washington 66
December 3, 1995 - UMass 80, Florida 58*

REGULAR SEASON TOURNAMENTS

All-College Tournament in Oklahoma City, Okla.

December 29, 1995 - Florida 71, Louisiana Tech 56
December 30, 1995 - Florida 76, Oklahoma 72 (OT)*

1996-97 - San Juan Shootout in Caguas, Puerto Rico

Nov. 29, 1996 - Creighton 74, Florida 73
Nov. 30, 1996 - Florida 93, Puerto Rico 63
Dec. 1, 1996 - Delaware 88, Florida 78

1996-97 - Fiesta Bowl Classic in Tucson, Ariz.

Dec. 28, 1996 - Pennsylvania 71, Florida 63
Dec. 30, 1996 - Florida 106, Robert Morris 69

1999-2000 - Maui Invitational in Maui, Hawaii

Nov. 22, 1999 - Florida 60, Utah State 58
Nov. 23, 1999 - Purdue 79, Florida 68
Nov. 24, 1999 - Florida 72, Georgetown 62+

2001-02 - IKON Coaches vs. Cancer Classic in New York, N.Y.

Nov. 8, 2001 - Florida 72, Temple 64
Nov. 9, 2001 - Arizona 75, Florida 71*

2002-03 - Owens Corning Preseason NIT in New York, N.Y.

Nov. 27, 2002 - Stanford 69, Florida 65
Nov. 29, 2002 - Florida 83, Kansas 73+

2005-06 - Coaches vs. Cancer Classic

Nov. 9, 2005 - Florida 80, St. Peter's 51
Nov. 10, 2005 - Florida 83, Albany 64
Nov. 17, 2005 - Florida 77, Wake Forest 72
Nov. 18, 2005 - Florida 75, Syracuse 70*

2008-09 O'Reilly Auto Parts CBE Classic in Kansas City, Mo.

Nov. 24, 2008 - Syracuse 89, Florida 83
Nov. 25, 2008 - Florida 86, Washington 84+

2009-10 - Legends Classic in Atlantic City, N.J.

Nov. 27, 2009 - Florida 77, Michigan State 74
Nov. 28, 2009 - Florida 73, Rutgers 58*

2014-15 - Battle 4 Atlantis in Paradise Island, Bahamas

Nov. 26, 2014 - Georgetown 66, Florida 65 (OT)
Nov. 27, 2014 - Florida 56, UAB 47
Nov. 28, 2014 - North Carolina 75, Florida 64

2015-16 - Hall of Fame Tip-Off Tournament in Uncasville, Conn.

Nov. 21, 2015 - Florida 74, Saint Joseph's 63
Nov. 22, 2015 - Purdue 85, Florida 70*

+Consolation Game; *Championship Game

Note: Some events have one or more attached home games as part of the exempt event, but only games at event site are listed here.

CAREER STATISTICS

	G-GS	FG-FGA	FG%	3PT-ATT	3PT%	FT-FTA	FT%	REB	AVG	PF-DQ	TP	AVG	A	TO	BS	ST	MIN
Aaron, Patrick	28-0	21-44	.477	3-7	.429	10-19	.526	30	1.1	17-0	55	1.9	11	10	0	8	158
Abukar, Mohamed	37-0	42-114	.368	23-78	.295	9-13	.692	72	1.9	34-0	116	3.1	26	29	13	8	474
Adamson, John	19-2	16-35	.457	-	-	10-19	.526	23	2.1	19-0	42	2.2	5	15	1	2	117
Agee, Robert	54	50-149	.336	-	-	45-57	.789	102	1.9	62-0	145	2.7	20	-	-	-	-
Aldridge, Mike	11-0	16-33	.485	-	-	1-2	.500	4	0.3	10-0	33	2.8	8	6	0	3	54
Al-Kaleem, Rashid	40-1	33-95	.347	23-71	.324	9-15	.600	30	0.8	38-0	98	2.5	18	13	1	6	343
Allen, Adam	37-0	52-108	.481	32-76	.421	8-13	.615	29	0.8	47-1	144	3.9	15	23	3	6	373
Anderson, Jason	114-18	221-541	.409	41-151	.272	147-247	.595	347	3.1	228-5	630	5.5	127	150	77	78	1776
Appleby, Ryan	23-1	6-18	.333	5-14	-	7-10	.700	12	0.5	11-0	24	1.0	27	22	2	5	183
Armstrong, Greg	47	37-126	.294	-	-	20-30	.667	39	0.8	41-0	94	2.0	60	16*	*	4*	447*
Bacon, Bob	5	0-3	.000	-	-	3-4	.750	1	0.2	3-0	3	0.6	-	-	-	-	-
Bales, Buddy	50	103-255	.404	-	-	57-79	.722	105	2.1	122-7	263	5.3	-	-	-	-	-
Barbee, Tom	41	174-372	.468	-	-	175-221	.792	294	7.2	111-3	523	12.8	-	-	-	-	-
Barnes, Ed	7	3*-8*	.375*	-	-	1*-4*	.250*	10*	1.4*	5-0*	7	1.0*	3*	3*	2*	0*	23*
Bates, Clayton	53-0	18-51	.353	14-41	.341	7-8	.875	18	0.3	8-0	57	1.1	11	9	0	2	167
Baxley, Tom	72	341-848	.402	-	-	218-289	.754	170	2.4	200-2*	900	12.5	-	-	-	-	-
Beal, Bradley	37-37	175-393	.445	63-186	.339	133-173	.769	249	6.7	76-0	546	14.8	83	79	31	51	1267
Bellamy, Jerry	46-6	54-103	.524	-	-	17-33	.515	117	2.5	103-2	125	2.7	22	53	20	15	593
Benefiel, Roger	23	7-39	.180	-	-	8-21	.381	28	1.2	16-0	22	0.9	-	-	-	-	-
Benton, Travis	11-0	3-15	.200	-	-	3-4	.750	3	0.3	4-0	9	0.8	2	6	0	2	50
Berry, Jack	29-0	7-18	.389	2-9	.222	1-4	.250	11	0.4	4-0	19	0.7	1	0	0	0	48
Bert, Harold	15	15-55	.273	-	-	12-21	.571	0	0.0	19-0	42	2.8	-	-	-	-	-
Billings, Jerry	10	2-16	.125	-	-	5-8	.625	18	1.8	8-0	9	0.9	-	-	-	-	-
Boe, Dan	71	156-344	.453	-	-	152-240	.633	485	6.8	226-19	464	6.5	74	-	-	-	-
Boggan, Mario	16-0	13-25	.520	0-0	-	10-25	.400	31	1.9	16-0	36	2.3	6	7	4	6	98
Bonner, Al	102	456*-889*	.513*	-	-	193*-243*	.794*	524*	5.1*	261-14*	1105	10.8*	118*	90*	2*	15*	2210*
Bonner, Matt	131-81	580-1154	.503	165-418	.395	245-334	.734	778	5.9	260-3	1570	12.0	158	176	64	94	3284
Boone, Don	6	0-5	.000	-	-	1-2	.500	2	0.3	3-0	1	0.2	-	-	-	-	-
Bostic, Don	74	108*-231*	.468*	-	-	142*-183*	.776*	107*	1.5*	188-12*	358	4.8*	94*	88*	1*	15*	1150*
Boynton, Kenny	145-142	666-1671	.399	333-978	.340	368-468	.786	348	2.4	172-1	2033	14.0	391	221	19	128	4673
Brendler, Chuck	23	44-108	.407	-	-	41-56	.732	116	5.0	26-0	129	5.6	-	-	-	-	-
Brewer, Corey	108-106	46-889	.479	99-278	.356	272-384	.708	469	4.3	242-6	1225	11.3	300	250	44	176	2949
Brewster, Larry	91-40*	247*-467*	.529*	-	-	180*-244*	.738*	330*	3.6*	198-8*	674	7.4*	39*	116*	35*	19*	1332*
Brodus, Neil	7-2	20-36	.556	-	-	7-13	.538	20	2.9	7-0	47	6.7	1	6	2	1	114
Brown, Craig	122-104	497-1136	.438	186-455	.409	239-312	.766	452	3.7	244-1	1419	11.6	305	243	23	158	3175
Brown, Doug	31-0*	65-158	.411	-	-	25-63	.397	180	5.8	106-3	155	5.0	38	2	-	-	-
Bryant, Aaron	2-0	0-1	.000	-	-	0-0	-	0	0.0	2-0	0	0.0	0	1	0	0	6
Calathes, Nick	72-71	380-836	.455	131-345	.380	279-390	.715	379	5.3	145-0	1170	16.6	452	223	9	126	2374
Caldwell, Norm "Bruno"	54	252-557	.452	-	-	174-205	.849	164	3.0	128-5	666	12.3	20	81*	-	59	472*
Capers, Chris	79-27	184-338	.544	0-0	-	63-90	.700	317	4.0	168-6	431	5.5	57	62	55	54	1503
Capko, Chris	10-0	0-1	.000	0-1	.000	1-3	.333	4	0.4	2-0	1	0.1	4	2	0	0	17
Carlton, Jermaine	26-0	49-106	.462	0-0	-	25-39	.641	52	2.0	44-0	123	4.7	6	21	15	8	267
Carter, B.J.	39-15	55-98	.561	17-32	.531	28-42	.667	34	0.9	45-0	155	4.0	73	54	0	35	593
Carter, Eli	35-17	86-249	.345	44-150	.293	34-44	.773	60	1.7	51-1	250	7.1	57	47	0	24	739
Casares, Rick	40	212-578	.367	-	-	184-307	.599	457	11.4	107-5	635	15.9	-	-	-	-	-
Castineyra, Rollie	26-0	17-38	.447	4-10	.400	6-11	.545	11	0.4	4-0	44	1.7	5	6	1	0	76
Ceravolo, Darryl	11	7-18	.389	-	-	1-4	.250	2	0.2	12-0	15	1.4	12	-	-	-	-
Cesare, Malcolm	77-77*	400*-788*	.508*	-	-	184*-260*	.708*	477*	6.2*	269-21*	984	12.8*	177*	179*	57*	59*	2391*
Chaney, Allan	32-2	28-61	.459	1-5	.200	12-19	.632	49	2.1	34-1	69	4.0	10	19	4	12	226
Chatman, Livingston	101-85	508-1057	.481	0-11	.000	325-521	.624	630	6.2	271-4	1341	13.3	237	285	44	87	3109
Clark, Ed	9	2-12	.167	-	-	11-13	.846	10	1.1	6-0	15	1.7	-	-	-	-	-
Clarson, Ric	100-46*	252*-597*	.422*	-	-	156*-208*	.750*	204*	2.0*	231-10*	662	6.6*	176*	216*	9*	54*	1959*
Close, Don	29	31-68	.456	-	-	19-21	.905	67	2.3	23-0	81	2.8	9	19*	-	3	126*
Cody, Neil	31	12-48	.250	-	-	16-26	.615	32	1.0	36-1	42	1.4	-	-	-	-	-
Coe, Harry	6	1-4	.250	-	-	4-4	1.000	4	0.7	4-0	6	1.0	-	-	-	-	-
Colas, Bonell	110-17	171-330	.518	0-0	.000	108-150	.720	282	2.6	190-3	450	4.1	61	113	45	42	1357
Copeland, Teddy	49	134-419	.320	-	-	102-161	.634	329	6.7	138-6	370	7.6	-	-	-	-	-
Cornell, Henry	23	56-193	.290	-	-	65-105	.619	-	-	57	177	7.7	-	-	-	-	-
Corso, John	16-0	16-33	.485	-	-	3-14	.214	23	1.4	19-0	35	2.2	5	11	1	8	131
Cotton, Jimmy	58-25	116-247	.470	-	-	44-70	.629	75	1.3	96-2	268	4.8	60	81	4	15	906
Cox, Clifford	48	84-231	.364	-	-	46-64	.719	160	3.3	68-2	214	5.2	31	-	-	-	-
Coy, John	19-4*	0*-3*	.000*	-	-	5*-7*	.714*	4*	0.2*	14-0*	5	0.3*	10*	8*	0*	2*	66*
Crafton, Reed	18-0	5-15	.333	1-3	.333	4-4	1.000	6	0.4	3-0	15	0.8	7	5	0	3	40
Cristell, Greg	35-2	47-85	.553	0-0	-	16-36	.444	89	2.5	57-1	110	3.1	4	26	14	9	379
Cross, Dan	128-99	454-1005	.452	132-323	.409	411-525	.783	375	2.9	278-1	1451	11.3	367	255	17	198	3466
Cunkle, Curt	61	206-579	.356	-	-	192-296	.649	493	8.1	170-11	604	9.9	-	-	-	-	-
Currington, Jon	28-1	38-85	.447	-	-	7-14	.500	72	2.6	55-0	83	3.0	6	15	15	3	385
Davis, Adriel	6-0	2-5	.400	0-0	-	0-2	.000	4	0.7	1-0	4	0.7	1	3	3	0	11
Davis, Bob	2	0-3	.000	-	-	0-0	-	3	1.5	0-0	0	0.0	-	-	-	-	-
Davis, Dwayne	124-79	572-892	.641	0-2	.000	282-497	.567	921	7.4	330-11	1426	11.5	103	217	160	178	3432
Davis, Tony	1-0	0-1	.000	0-0	-	0-0	-	0	0.0	0-0	0	0.0	0	1	0	0	2
DeClercq, Andrew	128-128	502-946	.531	6-18	.333	299-451	.663	958	7.5	408-19	1309	10.2	137	303	176	147	3503
Delancy, Vernon	102-97	509-1010	.504	-	-	273-372	.734	373	3.7	316-17	1291	12.7	427	338	36	156	3322
Dickens, Hayes	19-0	14-35	.400	-	-	3-6	.500	12	0.7	7-0	31	1.8	7	2	2	1	122
Dickey, Doug	4	1-8	.125	-	-	1-1	1.000	7	1.8	5-0	3	0.4	-	-	-	-	-
Doss, Lew	31	122-382	.319	-	-	103-172	.599	335	10.8	102-4	347	11.2	-	-	-	-	-
Drejer, Christian	38-20	92-202	.455	28-74	.378	56-73	.767	124	3.3	82-1	268	7.1	123	64	6	28	867
Dryden, Frank	1	0-2	.000	-	-	0-2	.000	3	3.0	2-0	0	0.0	-	-	-	-	-
Dupay, Teddy	92-63	277-692	.400	188-496	.379	238-296	.804	162	1.8	156-2	980	10.8	253	157	3	116	2261

CAREER STATISTICS

	G-GS	FG-GS	FG%	3PT-ATT	3PT%	FT-FTA	FT%	REB	AVG	PF-DQ	TP	AVG	A	TO	BS	ST	MIN
Duva, Tony	22	15-38	.395	-	-	13-21	.619	12	0.6	20-0	43	2.0	21	-	-	-	-
Dyrkolbotn, Svein	102-1	62-129	.480	0-0	-	43-68	.632	165	1.6	134-0	167	1.6	20	58	14	21	829
Edelson, Stephen	1-0	0-0	-	0-0	-	0-0	-	0	0.0	0-0	0	0.0	0	0	0	0	2
Edwards, Lexx	31-0	1-7	.143	1-5	.200	1-2	.500	15	0.5	11-0	4	0.1	2	1	0	0	54
Edwards, Terry	11-0	1-1	1.000	0-0	-	7-9	.778	2	0.2	6-0	9	0.8	0	2	0	0	20
Eggleston, John	6	3-15	.200	-	-	9-12	.750	13	2.1	12-0	15	2.5	-	-	-	-	-
Emrick, Bob	91	512-1324	.387	-	-	514-673	.764	869	9.6	258-6*	1535	16.9	-	-	-	-	-
Etheridge, Frank	23	88-223	.395	-	-	73-97	.753	144	6.2	54-2	249	10.8	-	-	-	-	-
Farley, Gil	13	8-22	.318	-	-	8-23	.348	20	1.5	14-0	24	1.8	-	-	-	-	-
Feazel, Kurt	38	24-56	.429	-	-	22-30	.733	18	0.5	15-0	68	1.8	3	-	-	-	-
Findley, Darryl	1-0	0-0	-	0-0	-	0-0	-	0	0.0	0-0	0	0.0	2	0	0	0	4
Findley, Earl	52	262-639	.410	-	-	64-109	.587	414	8.0	155-5	588	11.3	43	-	-	-	-
Finney-Smith, Dorian	101-62	411-961	.428	159-441	.361	239-355	.673	721	7.1	232-8	1220	12.1	195	183	69	81	2880
Fletcher, Tim	66	111-270	.411	-	-	74-104	.712	95	1.4	160-2	294	4.5	138	48*	-	18	178*
Fotiou, Nick	20	27-74	.365	-	-	5-14	.357	49	2.5	24-0	59	3.0	14	-	-	-	-
Fox, Newell	15	8-20	.400	-	-	4-8	.500	7	0.5	5-0	20	1.3	-	-	-	-	-
Francis-Ramirez, Brandone	29-2	21-104	.202	10-59	.169	7-13	.538	29	1.0	25-0	59	2.0	15	10	0	10	314
Frazier II, Michael	101-54	318-717	.444	227-525	.432	135-158	.854	357	3.5	159-0	998	9.9	114	122	10	94	2600
Fricke, Hudson	15-0	0-2	.000	0-1	.000	4-4	1.000	2	0.2	2-0	4	0.2	2	1	0	0	-
Friedman, Stan	14	24-82	.293	-	-	19-32	.594	47	3.4	28-2	67	4.8	-	-	-	-	-
Fritz, Chuck	49-7*	48*-121*	.397*	-	-	25*-44*	.568	47*	1.0*	52-0*	121	2.5*	44*	41*	0*	25*	553*
Gangi, Larry	4	1-7	.143	-	-	0-1	.000	7	1.8	3-0	2	0.5	-	-	-	-	-
Garcia, Renaldo	88-79	275-650	.423	82-268	.306	200-287	.697	174	1.9	243-15	832	9.5	228	222	11	71	2500
Giombetti, Mark	82-48	317-665	.477	-	-	64-91	.703	198	2.4	136-1	689	8.5	146	108	5	69	2396
Glasper, Richard	50-50*	262*-513*	.511*	-	-	107*-168*	.637	128*	2.6*	164-7*	632	12.6*	215*	154*	6*	81*	1668*
Graham, Dennis	11-0	2-6	.333	-	-	2-2	1.000	2	0.2	7-0	6	0.6	6	5	0	2	36
Grandholm, Jim	26-7	29-71	.408	-	-	36-51	.706	79	3.0	52-1	204	6.9	16	25	7	10	375
Green, Taurean	111-79	317-791	.401	186-478	.389	350-409	.856	238	2.1	174-0	1170	10.5	400	282	7	124	3201
Greene, Orion	62-32	98-244	.402	33-118	.280	35-50	.700	160	2.6	155-4	264	4.3	174	101	19	99	1326
Greiner, Augie	50	107-308	.347	-	-	92-134	.687	89	1.8	80-1*	306	6.1	-	-	-	-	-
Gresham, Darryl	29-24	147-328	.448	-	-	52-64	.813	83	2.9	85-6	346	11.9	53	54	9	41	860
Griffin, Charles	34-11	80-173	.462	-	-	33-46	.717	69	2.0	70-1	193	5.7	29	48	1	13	648
Griffiths, John	69-0	17-35	.486	0-0	-	14-21	.667	64	0.9	59-0	48	0.7	4	13	25	4	351
Grimsley, Hosie	115-70	246-548	.449	17-66	.258	114-202	.564	302	2.6	186-1	623	5.4	230	195	18	122	2666
Gurley, Bill	1-0	0-1	.000	0-0	-	0-0	-	0	0.0	0-0	0	0.0	0	0	0	0	1
Haimovitch, Seth	18-0	2-6	.333	2-6	.333	0-0	-	0	0.0	1-0	6	0.3	2	1	0	1	31
Halton, LaDarius	91-17	126-329	.383	54-170	.318	73-103	.709	127	1.4	112-0	379	4.2	90	94	11	60	1223
Hamilton, Harry	97	476*	-	-	-	150*	-	128*	5.8	0-0*	1102	11.4	-	-	-	-	-
Hamilton, Justin	113-81	299-611	.489	78-236	.331	102-138	.739	294	2.6	203-0	778	6.9	309	149	33	164	2827
Hammack, Mal	4	1-3	.333	-	-	1-2	.500	2	0.5	2-0	3	0.8	-	-	-	-	-
Hampton, Theo	6	1-9	.111	-	-	1-3	.333	12	2.0	5-0	3	0.5	-	-	-	-	-
Hannah, Reggie	76-67	405-742	.546	-	-	304-444	.685	675	8.9	257-14	1114	14.7	48	228	67	62	2434
Harden, Rob	27-23	99-224	.442	-	-	56-67	.836	43	1.6	65-0	254	9.4	77	67	0	38	812
Harris, Wade	22-0	7-18	.389	-	-	16-18	.889	6	0.3	13-0	30	1.4	5	15	0	8	136
Harvey, Donnell	37-9	144-284	.507	0-1	.000	86-141	.610	258	7.0	101-3	374	10.1	37	60	31	27	746
Haskins, Harold	22	43-168	.256	-	-	38-50	.760	55	2.5	50-2	124	5.6	-	-	-	-	-
Haslem, Udonis	130-125	633-1084	.584	0-3	.000	515-773	.666	831	6.4	409-12	1781	13.7	139	304	120	107	3236
Henderson, Brooks	66	332-733	.453	-	-	337-406	.830	365	5.5	221-8*	1001	15.2	-	-	-	-	-
Henderson, Jerry	66	207-537	.385	-	-	134-186	.720	446	6.8	151-3*	546	8.3	-	-	-	-	-
Highley, Mont	44	130-251	.518	-	-	112-171	.655	334	7.6	105-0*	372	8.5	-	-	-	-	-
Highley, Skip	76	226-548	.412	-	-	123-186	.661	219	2.9	139-1*	575	7.6	-	-	-	-	-
Hill, Dametri	110-94	522-1033	.505	21-69	.304	311-465	.669	580	5.3	266-7	1376	12.5	79	246	37	73	2771
Hitchins, George	40	106-372	.285	-	-	50-74	.676	211	5.3	80-2	262	6.6	-	-	-	-	-
Hoban, Dick	57	238-672	.354	-	-	176-281	.626	460	8.1	191-11	647	11.4	-	-	-	-	-
Hobbs, Joe	68	545-1293	.422	-	-	241-286	.843	270	4.0	203-6*	1331	19.6	-	-	-	-	-
Hodge, Watler	151-83	387-824	.468	176-448	.393	124-172	.721	218	1.4	380-3	1074	7.1	293	184	5	153	3587
Hodges, Henry	21	9-29	.310	-	-	13-22	.591	25	1.2	8-0	31	1.5	-	-	-	-	-
Hodskins, Zach	10-0	1-7	.143	0-3	.000	0-1	.000	1	0.1	3-0	2	0.2	0	1	0	0	14
Hoffman, Bob	65	126-251	.502	-	-	64-92	.696	265	4.1	108-1*	316	4.9	-	-	-	-	-
Hoffman, Jay	1	0-1	.000	-	-	0-0	-	1	1.0	0-0	0	0.0	-	-	-	-	-
Hogan, Brian	122-17	143-384	.372	120-315	.381	83-104	.798	132	1.1	146-2	489	4.0	85	125	1	67	1520
Hoover, Jerry	75	274-561	.488	-	-	141-241	.585	205	2.7	152-3	689	9.2	305	-	-	-	-
Horford, Al	109-100	424-724	.586	0-4	.000	275-441	.624	864	7.9	270-4	1123	10.3	187	174	189	94	2768
Horford, Jon	31-28	78-161	.484	13-51	.255	32-41	.780	149	4.8	67-0	201	6.5	10	18	27	10	621
Horton, Jamaal	13-2	24-61	.393	19-47	.404	7-16	.438	15	1.2	15-1	74	5.7	12	16	0	13	163
Houston, Scooter	12	4-21	.190	-	-	2-6	.333	7	0.6	10-0	10	0.8	5	-	-	-	-
Huertas, David	35-1	31-82	.378	12-36	.333	13-17	.765	51	1.5	28-0	87	2.5	23	15	1	6	323
Humphrey, Lee	136-88	372-807	.461	288-649	.444	46-73	.630	184	1.4	149-1	1080	7.9	176	131	0	73	3367
Ingram, Cornelius	19-0	10-23	.435	3-11	.273	3-7	.429	10	0.5	15-0	26	1.4	9	9	0	3	108
Jackson, George	21-5	53-103	.515	-	-	11-25	.440	37	1.8	38-0	117	5.6	22	38	1	17	337
Jackson, Willie	21-5	22-63	.349	5-18	.278	11-20	.550	45	2.1	34-1	60	2.9	20	31	1	21	333
Jaycox, Ted	37	47-159	.296	-	-	40-59	.678	21	1.1	49-0	124	3.4	-	-	-	-	-
Jenkins, Wyndell	22-0	11-25	.440	1-3	.333	12-15	.800	8	0.4	10-0	35	1.6	9	11	2	6	108
Johnston, Edgar	17	14-40	.350	-	-	13-23	.565	1	1.0	17-0	41	2.4	-	-	-	-	-
Jones, Melvin	35-5	75-138	.543	0-0	-	37-58	.638	121	3.5	30-0	187	5.3	18	20	4	20	467
Kadji, Kenny	42-1	65-136	.445	0-1	.000	26-51	.510	99	2.3	56-0	156	3.7	4	33	27	7	-
Keller, Gary	76	416-877	.474	-	-	272-452	.602	855	11.3	239-2*	1104	14.5	-	-	-	-	-
Kelley, Hal	12	12-23	.522	-	-	3-4	.750	10	0.8	14-0	27	2.3	3	-	-	-	-
Kelly, Jeff	2-0	0-2	.000	-	-	2-2	1.000	2	1.0	1-0	2	1.0	0	0	0	0	5

CAREER STATISTICS

	G-GS	FG-FGA	FG%	3PT-ATT	3PT%	FT-FTA	FT%	REB	AVG	PF-DQ	TP	AVG	A	TO	BS	ST	MIN
Kerr, Mike	34-5	47-89	.528	0-5	.000	12-43	.279	89	2.6	53-1	106	3.1	2	21	9	10	358
King, Dave	4-0	5-10	.500	-	-	0-2	.000	4	1.0	5-0	10	2.5	0	1	0	1	24
King, Ronnie	36-1	17-35	.486	0-4	.000	17-27	.630	30	0.8	17-0	51	1.4	5	7	1	8	162
Kinney, Erron	6-0	6-8	.750	0-0	-	3-4	.750	8	1.3	4-0	15	2.5	2	3	1	3	34
Kliewer, David	12-0	2-7	.286	0-2	-	0-0	-	5	0.4	2-0	4	0.3	5	0	0	1	39
Koss, Bill	48	54-126	.429	-	-	25-47	.532	112	2.3	60-1*	133	2.8	-	-	-	-	-
Kuisma, Martti	113-16	187-460	.407	76-221	.344	58-94	.617	244	2.2	207-6	508	4.5	43	110	19	32	1619
Kurtz, Jacob	83-7	73-120	.608	1-3	.333	41-63	.651	167	2.0	66-0	188	2.3	41	44	2	31	878
Lalich, Todd	7	17-55	.309	-	-	11-18	.611	29	4.1	17-0	45	6.4	14	-	-	-	-
Lawrence, Joe	126-88	449-951	.472	64-127	.504	109-138	.790	326	2.6	183-0	911	7.2	236	100	3	53	3010
Lawrence, Pat	126-44	217-483	.449	55-126	.437	74-95	.779	313	2.5	145-1	563	4.5	141	93	6	70	1985
Leach, Bill	24	20-67	.299	-	-	17-29	.586	65	2.7	28-3	57	2.4	-	-	-	-	-
Leath, Randall	111-38	190-326	.583	-	-	103-165	.624	351	3.2	246-11	483	4.4	39	82	43	24	1716
Leatherwood, Mike	52	106-276	.384	-	-	58-87	.667	113	2.2	88-3	458	8.8	218	-	-	-	-
Lederman, Mike	100	400-815	.491	-	-	141-173	.815	170	1.7	230-11	941	9.4	250	202*	*	60*	1577*
Lee, Antrone	26-0	4-17	.235	2-11	.182	0-0	-	13	0.5	17-0	10	0.4	8	6	5	8	131
Lee, David	127-95	543-935	.581	0-6	.000	350-514	.681	869	6.8	281-5	1,436	11.3	251	263	109	113	3,171
Lee, James	13-0	2-12	.167	1-4	.250	3-9	.333	6	0.5	2-0	8	0.6	1	1	2	3	42
Leon, Francisco	22-2	19-43	.412	-	-	10-11	.909	61	2.8	43-2	48	2.2	13	13	2	2	230
Lett, Clifford	130-37	257-529	.486	53-150	.353	200-300	.667	200	1.5	201-3	767	5.9	227	150	9	103	2418
Lindsay, Bob	35	37-84	.440	-	-	29-40	.725	49	1.4	39-0	103	2.9	30	34*	*	1*	267*
Lukco, Ed	68	173-394	.439	-	-	71-98	.724	189	2.8	123-5	417	6.1	69	-	-	-	-
Luyk, Cliff	66	364-848	.429	-	-	271-417	.650	806	12.2	214-14	994	15.1	-	-	-	-	-
Lyons, Nino	5-0	3-3	1.000	-	-	2-3	.667	0	0.0	2-0	8	1.6	2	3	0	1	15
Macklin, Vernon	71-69	347-579	.599	0-0	-	93-182	.520	387	5.5	145-1	787	11.1	56	109	55	33	1764
Maddox, Damen	87-46	147-269	.546	0-0	-	63-149	.423	287	3.3	192-8	357	4.1	17	99	72	20	1056
Mahoney, Ed	26	27-86	.314	-	-	33-54	.611	42	1.6	26-*	87	3.3	-	-	-	-	-
Manee, Harry	4	2-11	.181	-	-	2-7	.286	4	1.0	3-0	6	1.5	-	-	-	-	-
Markham, Tim	2-0	1-1	1.000	-	-	0-0	-	1	0.5	1-0	2	1.0	0	0	0	0	5
Matthews, Tony	19-6	12-20	.600	-	-	13-18	.722	13	0.7	24-1	37	2.2	26	28	1	9	182
Maxwell, Vernon#	63-47	425-932	.456	-	-	196-282	.695	219	3.5	148-2	1046	16.6	121	138	15	76	1894
McClanahan, Kyle	33-0	5-11	.455	1-4	.250	7-12	.583	11	0.3	7-0	18	0.5	4	7	1	4	117
McClary, Kenny	102-52	162-339	.478	0-0	-	60-130	.462	360	3.5	256-15	384	3.7	70	102	43	53	1577
McCraney, Ken	55-1	47-93	.505	-	-	31-51	.608	50	0.9	76-0	118	2.2	16	45	2	12	396
McDaniel, Maurice	26-19	95-199	.477	-	-	48-63	.762	123	4.7	76-4	204	10.7	17	44	24	20	645
McDowell, Eugene	117-116	642-1075	.597	-	-	281-506	.555	1063	9.1	260-7	1565	13.4	225	242	148	85	4100
McElroy, Gary	76	232-582	.399	-	-	125-197	.635	441	5.8	270-21*	589	7.8	32	-	-	-	-
McFarland, Mike	31-2	15-49	.306	9-33	.273	4-6	.667	23	0.7	17-0	43	1.4	15	19	0	7	208
McGinnis, Mike	30	60-141	.426	-	-	26-35	.743	87	2.9	39-0	146	4.9	39	-	-	-	-
McKinnon, Kelly	30-1	23-68	.338	8-24	.333	13-16	.813	14	0.5	23-0	67	2.2	11	17	0	1	207
Meeks, Malcolm	8-0	6-17	.353	-	-	0-1	.000	6	0.8	5-0	12	1.5	0	5	-	-	-
Meigs, Joe	13	4-10	.400	-	-	2-6	.333	12	0.9	10-0	10	0.8	-	-	-	-	-
Merchant, Lou	67	333-833	.400	-	-	112-150	.747	210	3.1	124-3	779	11.6	-	-	-	-	-
Metzger, Joe	31	48-110	.436	-	-	23-39	.590	104	3.4	45-1	119	2.9	-	-	-	-	-
Meyers, Vachon	23	21-75	.280	-	-	9-15	.600	6	3.0	22-0	51	2.2	-	-	-	-	-
Mickens, Tony	53-9	43-142	.303	12-45	.267	17-35	.486	93	1.8	44-0	115	2.2	45	33	4	21	477
Miller, Dave	75	332-843	.394	-	-	149-221	.674	363	4.8	209-9*	813	10.8	52	-	-	-	-
Miller, Jeff	39	66-188	.351	-	-	19-35	.543	91	2.3	43-1	151	3.9	56	-	-	-	-
Miller, Julian	22	111-337	.329	-	-	94-124	.758	-	-	54	316	14.4	-	-	-	-	-
Miller, Mike	65-56	290-601	.483	78-226	.345	204-284	.718	389	6.0	112-1	862	13.3	149	140	22	81	1735
Miller, Tony	71	531-1212	.438	-	-	320-426	.751	230	3.2	197-4	1382	19.5	120	39*	-	-	-
Milligan, Mike	56-47	188-435	.432	-	-	91-149	.611	233	4.2	186-11	465	8.3	143	188	18	76	1710
Mitchell, Jonathan	65-1	61-129	.473	15-40	.375	13-23	.565	99	1.5	41-0	150	2.3	32	33	11	22	585
Mitchell, Thomas	4	2-3	.667	-	-	0-0	-	0	0.0	0-0	4	1.0	-	-	-	-	-
Montgomery, Ronnie	130-56	164-394	.416	20-56	.357	152-201	.756	293	2.3	157-1	500	3.8	503	198	19	138	2816
Moody, Bill	23	68-167	.407	-	-	18-29	.621	98	4.3	47-2	154	6.7	51	35*	-	-	-
Moore, Bruce	11	1-8	.125	-	-	4-8	.500	3	0.3	7-0	6	0.5	-	-	-	-	-
Moore, Jerry	52	106-238	.445	-	-	40-57	.702	123	2.4	83-1	252	4.9	77	54*	-	22	669*
Morrison, Carlos	48	156-343	.455	-	-	74-93	.796	273	5.7	96-2	384	8.0	-	-	-	-	-
Morten, Paul	73	172-439	.392	-	-	148-207	.715	312	4.3	204-*	492	6.7	-	-	-	-	-
Moses, Mike	55-54	149-372	.401	-	-	124-180	.689	94	1.7	130-3	422	7.7	218	209	4	79	1751
Mosny, Paul	59	118-392	.301	-	-	88-127	.693	134	2.3	174-10	324	5.5	-	-	-	-	-
Moss, Adrian	123-24	179-360	.497	8-33	.242	96-153	.627	348	2.8	253-9	462	3.7	58	100	53	35	1682
Moten, Andrew	125-124	711-1572	.452	61-137	.445	447-605	.739	451	3.6	342-21	1930	15.4	411	273	6	165	3930
Murphy, Alex	26-4	46-102	.451	7-37	.189	28-48	.583	50	1.9	39-1	127	4.9	6	22	7	9	350
Murphy, Erik	136-67	397-773	.514	143-329	.435	115-152	.757	507	3.7	297-4	1052	7.7	95	139	85	58	2488
Nelson, Brett	129-77	477-1197	.398	274-689	.398	189-229	.825	262	2.0	289-3	1417	11.0	195	153	36	198	3302
Nichols, Bob	7	1-9	.111	-	-	6-8	.750	5	0.7	6-0	8	1.1	-	-	-	-	-
Nims, Bob	63	173-612	.283	-	-	145-206	.704	287	4.6	183-8	491	7.8	-	-	-	-	-
Nnaji, Obiora	56-6	71-139	.511	0-1	.000	50-74	.676	169	3.0	124-5	192	3.4	8	52	39	12	632
Noah, Joakim	108-78	408-667	.612	1-2	.500	310-453	.684	678	6.3	217-6	1124	10.4	184	191	183	95	2279
Nunez, Eddie	13-0	0-3	.000	0-1	.000	2-4	.500	11	0.8	8-0	2	0.2	6	3	1	4	51
O'Connor, Patrick	11-0	0-8	.000	0-4	.000	4-4	1.000	8	0.7	1-0	4	0.4	0	0	0	0	24
Ogbueze, Braxton	23-0	7-22	.318	1-5	.200	4-11	.364	13	0.6	7-0	19	0.8	7	10	0	4	107
Owens, Andy	76	550-1152	.477	-	-	345-426	.810	629	8.3	251-12	1445	19.0	57	-	-	-	-
Palmer, Nabe	48-31	72-167	.431	-	-	44-60	.733	66	1.4	84-3	189	3.9	64	78	6	30	1016
Parker, Major	125-50	199-481	.414	56-176	.318	125-217	.576	323	2.6	240-4	579	4.6	141	206	48	69	2178
Parsons, Chandler	142-81	527-1105	.476	153-454	.339	245-401	.601	859	6.1	282-2	1452	10.2	339	234	42	129	3964
Payne, Shane	9-0	0-5	.000	0-1	.000	0-0	-	1	0.2	0-0	0	0.0	0	0	0	2	11

CAREER STATISTICS

	G-GS	FG-FGA	FG%	3PT-ATT	3PT%	FT-FTA	FT%	REB	AVG	PF-DQ	TP	AVG	A	TO	BS	ST	MIN
Peek, Richard	22	68-151	.451	-	-	40-74	.541	165	7.5	46*	176	8.0	-	-	-	-	-
Pennington, Jeff	10-0	9-25	.360	-	-	18-22	.818	10	1.0	9-0	94	3.6	2	6	0	4	75
Perry, Marty	22-0	8-24	.333	-	-	5-8	.625	7	0.3	20-0	21	1.0	20	21	0	9	148
Peterson, Robert	1	1-3	.333	-	-	0-0	.000	1	1.0	1-0	2	2.0	-	-	-	-	-
Pike, Charlie	56	190-567	.335	-	-	146-215	.679	154	2.8	99-1*	524	9.4	-	-	-	-	-
Pitchford, Walter	13-0	3-11	.273	0-3	.000	0-0	-	4	0.3	5-0	6	0.5	1	1	1	0	22
Poh, Ronnie	23	40-112	.357	-	-	28-46	.609	50	2.1	44-1	108	4.7	-	-	-	-	-
Poole, Stacey	116-104	730-1578	.462	0-15	.000	218-341	.639	688	5.9	301-13	1678	14.5	159	257	77	98	3361
Poore, Ed	48	47-105	.448	-	-	31-58	.534	100	0.8	49-0*	125	1.7	-	-	-	-	-
Porter, Steve	12-0*	4*-14*	.286*	-	-	10*-14*	.714	19*	1.6*	8-0*	18	1.3*	4*	4*	2*	0*	60*
Portillo, Cesar	4-0	4-8	.500	0-0	.000	0-1	.000	3	0.8	3-0	8	2.0	1	1	1	0	19
Powell, Brandon	23-0	11-18	.611	9-14	.643	5-10	.500	9	0.4	7-0	36	1.6	11	4	3	2	93
Powell, Sonny	86	311-948	.328	-	-	487-625	.779	268	3.1	321-25	1109	12.9	-	-	-	-	-
Prather, Casey	127-39	308-541	.569	10-32	.313	161-254	.634	376	3.0	199-4	787	6.2	109	149	46	81	2019
Purvis, Tom	41	171-405	.422	-	-	119-156	.763	243	5.9	139-8	461	11.2	70	-	-	-	-
Puschan, Tom	3	1-3	.333	-	-	1-2	.500	1	0.3	4-0	3	1.0	-	-	-	-	-
Rabhan, Walt	60	114-295	.386	-	-	46-76	.605	237	4.0	94-2	274	4.6	-	-	-	-	-
Ramirez, Mike	2-0	0-1	.000	0-1	.000	0-0	.000	0	0.0	0-0	0	0.0	0	1	0	0	3
Ramos, James	12-10	21-58	.362	1-4	.250	28-37	.757	27	2.3	21-1	71	5.9	27	32	1	14	268
Ramsy, Jeff	74	198-383	.517	-	-	195-262	.744	518	7.0	197-3*	591	8.0	-	-	-	-	-
Ratliffe, Willie	6	1-4	.250	-	-	3-6	.500	7	1.1	6-0	5	0.8	-	-	-	-	-
Reinhart, Joel	37-11	39-81	.481	15-30	.500	21-33	.636	91	2.5	65-2	114	3.1	17	28	5	23	494
Repass, Joe	7-0	4-6	.667	-	-	5-6	.833	4	0.6	3-0	13	1.9	0	5*	-	0	18*
Richard, Chris	141-4	286-428	.668	0-0	-	125-198	.631	445	3.2	307-4	697	4.9	47	138	59	48	2203
Roberson, Anthony	95-74	514-1,158	.444	267-665	.402	210-243	.864	235	2.5	163-2	1505	15.8	246	171	7	90	2732
Roberts, Roy	66	187-530	.353	-	-	114-176	.648	434	6.6	221-22	536	8.1	-	-	-	-	-
Rogers, Tony	53-7	88-208	.423	-	-	27-46	.587	75	1.4	67-1	203	3.8	54	71	6	16	755
Roher, Dick	5	0-5	.000	-	-	2-4	.500	5	1.0	3-0	2	0.4	-	-	-	-	-
Rollyson, Mike	67	131-324	.404	-	-	113-155	.729	183	2.7	104-2*	375	5.6	24	-	-	-	-
Rome, Roger	12	9-13	.692	-	-	5-12	.417	21	1.8	15-0	23	1.9	1	3*	-	2	48*
Rosario, Mike	67-36	234-529	.442	94-264	.356	93-115	.809	135	2.0	70-0	655	9.8	103	92	3	50	1509
Roseboro, Melvin	21-0	21-52	.407	-	-	14-27	.519	21	1.0	27-0	56	2.7	8	19	1	6	212
Roseboro, Quan	12-1	18-37	.486	-	-	5-6	.833	12	1.0	15-0	41	3.4	14	15	1	3	147
Rowe, Louis	52-6	72-177	.407	12-41	.293	21-30	.700	87	1.7	66-1	177	3.4	42	62	16	27	579
Sadler, Gene	1	0-0	-	-	-	0-0	-	0	0.0	0-0	0	0.0	-	-	-	-	-
Sanchez, Nick	10-0	8-22	.364	2-8	.250	0-1	.000	3	0.3	2-0	18	1.8	4	3	0	4	56
Sanders, Len	47-23*	132*-276*	.478*	-	-	84*-118*	.712*	152*	3.2*	154-12*	348	7.4*	109*	117*	0*	26*	1200*
Saso, Mark	32-3	11-22	.500	-	-	8-10	.800	41	1.3	37-1	30	0.9	3	8	11	3	216
Schintzius, Dwayne	110-110	695-1407	.494	3-19	.158	231-317	.729	829	7.5	339-18	1624	14.8	253	283	272	64	3475
Schintzius, Travis	19-0	12-39	.308	0-6	.000	9-14	.643	28	1.5	19-1	33	1.7	3	13	0	4	146
Schulman, Harold	40	47-134	.351	-	-	20-39	.513	35	1.9	37-0	114	3.8	-	-	-	-	-
Scott, Larry	3	1-1	1.000	-	-	0-0	-	0	0.0	2-0	2	0.7	-	-	-	-	-
Seabury, Tony	5-0	0-1	.000	-	-	2-2	1.000	0	0.0	0-0	2	0.4	0	1	0	0	8
Shannon, Eddie	116-107	390-934	.418	118-377	.313	270-367	.736	333	2.9	320-7	1168	10.1	493	336	12	204	3676
Sheldon, Danny	43-4	38-82	.463	-	-	16-25	.640	33	0.8	35-0	92	2.1	22	13	0	10	345
Shellabarger, Curt	10-0	8-18	.444	-	-	2-8	.250	9	0.9	6-0	18	1.8	7	11	2	2	38
Sherwood, Bob	62	268-657	.408	-	-	173-280	.618	561	9.0	165-2	709	11.4	-	-	-	-	-
Shipman, Ray	68-1	85-181	.469	6-38	.158	47-68	.691	124	1.8	70-0	223	3.3	32	41	4	53	871
Shiver, Bob	68	333-848	.393	-	-	171-229	.747	417	6.1	135-0	842	12.4	-	-	-	-	-
Shy, Gene	104	639-1415	.452	-	-	295-387	.762	715	6.9	305-11	1573	15.1	154	202*	* 37*	-	2213*
Simpson, Tom	44	128-375	.341	-	-	72-106	.679	153	3.5	104-2	329	7.5	-	-	-	-	-
Sizemore, Ted	1-0	0-0	-	-	-	0-0	-	0	0.0	1-0	0	0.0	0	0	-	-	-
Smith, Charlie	46	62-158	.392	-	-	59-107	.551	98	2.1	81-5	171	3.7	-	-	-	-	-
Smith, Jerry	5-0	3-6	.500	-	-	0-2	.000	2	0.4	1-0	6	1.2	1	0	0	0	6
Smyth, Bob	68-23*	246*-473*	.520*	-	-	158*-247*	.640*	585*	8.6*	173-9*	770	11.9*	105*	135*	10*	33*	1749*
Sommese, Lanny	25	11-31	.355	-	-	11-17	.647	13	0.5	18-0	33	1.3	-	-	-	-	-
Speights, Marreese	69-36	273-431	.633	0-0	-	110-165	.667	376	5.4	120-1	656	9.5	36	79	64	23	1063
Spruel, Kendrick	41-0	54-136	.397	11-35	.314	21-38	.553	69	1.7	19-1	140	3.4	11	27	7	14	370
Stevenson, Andy	7	3-9	.333	-	-	1-2	.500	4	1.8	2-0	7	1.0	-	-	-	-	-
Stewart, Scott	112-53	196-463	.423	119-298	.399	121-146	.829	211	1.9	135-1	632	5.6	266	169	0	125	2206
Stokes, Elam	23	19-77	.247	-	-	32-42	.762	36	1.6	30-0	70	3.0	-	-	-	-	-
Stokes, Rod	1-0	0-1	.000	-	-	0-0	-	0	0.0	0-0	0	0.0	0	0	0	0	1
Stokes, Taylor	47	215-491	.438	-	-	76-109	.697	312	6.6	104-1	506	10.8	-	-	-	-	-
Stokley, Ron	38	67-164	.409	-	-	42-63	.667	87	2.3	36-0	176	4.6	-	-	-	-	-
Stolt, Greg	118-70	432-969	.446	243-578	.420	196-244	.803	510	4.3	264-6	1303	11.0	77	175	93	90	3045
Suthern, Frank	7	10-31	.323	-	-	10-16	.625	22	3.0	6-0	30	4.3	-	-	-	-	-
Strawbridge, Tim	28-26	63-155	.406	-	-	56-86	.651	118	4.2	83-3	180	6.4	42	61	7	31	828
Swanson, Brett	33-0	9-24	.375	4-16	.250	4-4	1.000	7	0.2	7-0	26	0.8	7	7	0	1	90
Tanzler, Hans	100	473	-	-	-	275	-	-	-	-	1221	12.2	-	-	-	-	-
Talbot, Bill	1	0-2	.000	-	-	0-0	-	1	1.0	0-0	0	0.0	-	-	-	-	-
Tesher, Howie	2	1-1	1.000	-	-	0-0	-	1	0.5	2-0	2	1.0	-	-	-	-	-
Thompson, Brian	119-75	239-556	.430	3-21	.143	91-151	.603	442	3.7	165-1	572	4.8	129	43	25	28	2122
Thompson, Mark	61	99-204	.485	-	-	53-106	.500	184	3.0	110-6	251	4.1	73	28*	-	8	174*
Timinski, Mark	9-0	1-6	.167	0-4	.000	0-0	-	1	0.1	1-0	2	0.2	3	6	0	1	17
Tishman, Rod	7-0	1-4	.250	0-1	.000	2-2	1.000	1	.04	1-0	4	0.6	4	0	0	0	-
Tomlinson, Dick	72	351-714	.492	-	-	161-220	.732	529	7.3	238-2*	863	12.0	-	-	-	-	-
Touchberry, Burt	71	165-526	.314	-	-	149-214	.696	544	7.7	191-9*	479	6.7	-	-	-	-	-
Tringas, Johnny	60	51-152	.336	-	-	79-135	.585	66	1.1	107-3	181	3.0	-	-	-	-	-
Turner, Tim	73-1	25-59	.424	1-4	.250	11-23	.478	57	0.8	56-0	62	0.8	25	24	9	8	378

CAREER STATISTICS

	G-GS	FG-FGA	FG%	3PT-ATT	3PT%	FT-FTA	FT%	REB	AVG	PF-DQ	TP	AVG	A	TO	BS	ST	MIN
Tyler, Garrett	32-0	11-19	.579	3-7	.429	5-7	.714	17	0.5	3-0	321.0	0	5	0	4	63	-
Tym, Bill	2	0-2	.000	-	-	0-0	-	0	0.0	0-0	0	0.0	-	-	-	-	-
Tyus, Alex	142-106	560-1048	.534	6-16	.367	207-317	.635	771	5.5	221-0	1333	9.4	80	164	115	54	3271
Ulmer, Jerry	22-0	7-25	.280	0-0	-	8-13	.615	25	1.3	12-0	22	1.0	1	8	3	2	66
Van Ness, Ken	12	13-29	.448	-	-	7-12	.583	22	1.8	12-0	33	2.8	2	-	-	-	-
Van Noy, Bob	52-25	177-371	.423	-	-	55-84	.655	207	4.0	132-7	409	7.9	52	110	16	28	1197
Vargas, Eloy	9-0	0-10	.000	0-2	.000	5-9	.556	6	0.7	9-0	5	0.6	0	3	3	1	34
Vasquez, Richard	39	30-69	.435	-	-	23-40	.575	49	1.3	67-1	83	2.1	51	-	-	-	-
Victor, Jhonny	5-0	0-1	.000	0-0	-	0-0	-	1	0.2	0-0	0	0.0	1	1	0	0	5
Vinal, Nelson	20	52-135	.385	-	-	17-20	.850	37	1.9	40-2	121	6.1	-	-	-	-	-
Visscher, David	27-0	11-26	.423	-	-	4-8	.500	14	0.5	9-0	26	1.0	12	13	0	11	159
Waddell, Gary	72	227-490	.463	-	-	119-155	.768	330	4.6	149-3	573	8.0	39	15*	-	-	-
Walk, Neal	77	572-1182	.484	-	-	456-619	.737	1181	15.3	247-16	1600	22.2	67	-	-	-	-
Walker, Chris	49-6	80-146	.548	0-3	.000	19-51	.373	132	2.7	82-0	179	3.7	3	34	44	12	540
Walker, DeVon	85-11	42-160	.263	22-89	.247	39-63	.619	102	1.2	65-0	145	1.7	27	32	23	20	787
Walker, Erving	144-113	527-1345	.392	285-755	.377	438-550	.796	381	2.6	241-1	1777	12.3	547	302	1	159	4358
Walsh, Matt	92-90	406-894	.454	192-483	.398	297-373	.796	410	4.5	202-1	1301	14.1	272	259	27	125	2828
Watts, Chip	18-0	6-12	.500	-	-	0-2	.000	13	0.8	13-0	12	0.7	1	7	0	3	65
Weaks, Kenyan	115-65	459-923	.497	198-464	.427	118-150	.787	376	3.3	232-3	1234	10.7	170	207	47	163	2552
Weisenberg, Michael	5-0	2-5	.400	0-0	-	1-2	.500	2	0.4	0-0	5	1.0	0	0	0	0	9
Weller, Richard	42	68-250	.272	-	-	44-74	.595	64	3.4	108-4	179	4.3	-	-	-	-	-
Welsch, Boyd	64	192-406	.473	-	-	95-126	.754	204	3.2	123-5*	479	7.5	90	-	-	-	-
Werner, Dan	139-88	318-795	.400	124-407	.305	121-160	.756	594	4.3	311-7	873	6.3	268	193	37	136	3293
Wetherington, Red	42	191-565	.338	-	-	112-167	.671	279	6.6	116-7	494	11.8	-	-	-	-	-
White, Dean	2-0	1-3	.333	-	-	1-3	.333	0	0.0	1-0	3	1.5	0	0	-	-	-
Wilbekin, Scottie	143-64	320-769	.416	138-367	.376	175-246	.711	294	2.1	214-2	953	6.7	419	182	5	167	3467
Williams, Chip	76	518-1003	.516	-	-	210-290	.724	775	10.2	257-14	1246	16.4	124	150*	-	25	1186*
Williams, Dan	113-32	146-347	.421	79-191	.414	71-98	.724	185	1.6	125-4	442	3.9	154	117	5	67	2033
Williams, Greg	125-76	298-783	.381	118-364	.324	241-348	.693	252	2.0	254-3	955	7.6	423	276	29	121	3158
Williams, Jason	20-17	112-254	.441	54-134	.403	63-75	.840	59	3.0	30-0	341	17.1	134	87	4	53	635
Williams, LeRon	58-24	157-302	.520	2-9	.222	44-74	.595	198	3.4	127-5	360	6.2	12	55	43	16	852
Williams, Rodney	41-9	39-96	.406	-	-	22-31	.710	77	1.9	85-3	100	2.4	17	44	5	15	541
Williams, Ronnie	110-109	770-1317	.585	-	-	546-785	.696	954	8.7	372-19	2086	19.0	158	335	89	101	3935
Williams, Steve	74	241-586	.411	-	-	113-172	.657	382	5.2	174-4	595	8.0	248	94*	-	17	536*
Williams, Tony	1-0	0-0	-	0-0	-	0-0	-	0	0.0	0-0	0	0.0	0	1	0	0	2
Williams, Wayne	21	15-34	.441	-	-	4-11	.364	37	1.8	14-0	34	1.6	-	-	-	-	-
Winkler, Harry	59	105-265	.396	-	-	52-74	.703	97	1.6	68-1*	262	4.4	3	-	-	-	-
Wright, Brent	112-82	318-671	.474	62-151	.411	289-406	.712	577	5.2	317-13	987	8.8	168	245	45	125	2667
Wright, Gainus	6-0	0-3	.000	-	-	0-1	.000	1	0.2	3-0	0	0.0	0	0	0	0	12
Yeguete, Will	127-59	189-383	.493	5-25	.200	132-238	.555	626	4.9	232-1	515	4.1	110	124	28	117	2347
Young, Patric	150-107	536-929	.577	0-0	-	235-413	.569	849	5.7	358-8	1307	8.7	115	187	160	98	3644
Young, Tyrone	9-2	18-43	.419	-	-	16-29	.552	24	2.7	28-1	52	5.8	3	21	3	8	148
Zehner, Todd	5-0	1-2	.500	0-0	-	0-0	-	2	0.4	1-0	2	0.4	0	1	0	0	8
Zinn, Jim	63	215-625	.344	-	-	170-250	.680	826	12.7	205-5*	600	9.2	-	-	-	-	-

* - Complete data not available; # - Recognized NCAA statistics; % - Total Florida statistics; Disqualifications since 1950-51; Rebounds since 1950-51; Assists since 1967-68; Turnovers since 1972-73; Steals since 1973-74; Minutes since 1973-74; Blocked shots since 1975-76

USUAL STARTING LINEUPS

1964-65

18-7, 11-5 SEC

F – Paul Morton, 4.5 ppg, 3.6 rpg
 F – Dick Tomlinson, 12.9 ppg, 7.1 rpg
 C – Gary Keller, 12.5 ppg, 9.9 rpg
 G – Brooks Henderson, 14.0 ppg, 4.5 rpg (Capt.)
 G – Tom Baxley, 8.0 ppg, 2.1 rpg
 Top Subs: Jeff Ramsey, 9.9 ppg, 7.8 rpg
 Bob Hoffmann, 4.2 ppg, 3.5 rpg
 Skip Highley, 3.8 ppg, 1.4 rpg

1965-66

16-10, 9-7 SEC

F – Gary Keller, 15.9 ppg, 12.5 rpg
 F – David Miller, 8.8 ppg, 4.6 rpg
 C – Jeff Ramsey, 8.7 ppg, 7.2 rpg
 G – Skip Highley, 7.3 ppg, 3.9 rpg
 G – Paul Morton, 9.0 ppg, 4.0 rpg (Capt.)
 Top Subs: Harry Winkler, 8.3 ppg, 2.3 rpg
 Gary McElroy, 6.1 ppg, 5.9 rpg

1966-67

21-4, 14-4 SEC

F – Gary Keller, 15.1 ppg, 11.3 rpg
 F – Gary McElroy, 8.4 ppg, 5.3 rpg
 C – Neal Walk, 11.5 ppg, 8.2 rpg
 G – Skip Highley, 11.5 ppg, 3.3 rpg (Capt.)
 G – David Miller, 13.8 ppg, 4.8 rpg
 Top Subs: Jeff Ramsey, 5.3 ppg, 5.7 rpg
 Boyd Welsch, 5.3 ppg, 3.1 rpg
 Mike Rollyson, 3.8 ppg, 1.6 rpg

1967-68

15-10, 11-7 SEC

F – Andy Owens, 14.2 ppg, 7.1 rpg
 F – Mike Rollyson, 8.1 ppg, 4.2 rpg
 C – Neal Walk, 26.5 ppg, 19.8 rpg
 C – Mike Leatherwood, 5.2 ppg, 2.4 rpg
 G – David Miller, 9.8 ppg, 4.9 rpg (Capt.)
 Top Sub: Gary McElroy, 8.8 ppg, 6.2 rpg

1968-69

18-9, 12-6 SEC

F – Andy Owens, 15.8 ppg, 8.5 rpg
 F – Boyd Welsch, 12.6 ppg, 4.6 rpg
 C – Neal Walk, 24.0 ppg, 17.8 rpg (Capt.)
 G – Ed Lukco, 9.7 ppg, 4.0 rpg
 G – Mike Leatherwood, 5.2 ppg, 2.0 rpg
 Top Sub: Mike McGinnis, 6.5 ppg, 3.4 rpg

1969-70

9-17, 6-12 SEC

F – Dan Boe, 6.4 ppg, 7.1 rpg
 F – Andy Owens, 27.0 ppg, 9.1 rpg (Capt.)
 C – Earl Findley, 9.4 ppg, 6.4 rpg
 G – Jerry Hoover, 9.2 ppg, 2.6 rpg
 G – Ed Lukco, 5.1 ppg, 2.5 rpg
 Top Subs: Jeff Miller, 5.4 ppg, 3.0 rpg
 Cliff Cox, 6.3 ppg, 4.8 rpg

1970-71

11-15, 8-10 SEC

F – Tom Purvis, 13.8 ppg, 7.5 rpg
 F – Gary Waddell, 9.8 ppg, 6.2 rpg
 C – Earl Findley, 13.2 ppg, 9.5 rpg (Capt.)
 G – Jerry Hoover, 4.8 ppg, 3.7 rpg
 G – Tony Miller, 16.4 ppg, 2.6 rpg
 Top Subs: Robert Agee, 3.3 ppg, 1.7 rpg
 Dan Boe, 3.5 ppg, 2.3 rpg
 Cliff Cox, 4.8 ppg, 3.7 rpg

1971-72

10-15, 4-14 SEC

F – Dan Boe, 8.9 ppg, 10.2 rpg
 F – Steve Williams, 12.8 ppg, 6.4 rpg
 C – Gary Waddell, 9.5 ppg, 5.9 rpg
 G – Jerry Hoover, 19.7 ppg, 2.6 rpg (Capt.)
 G – Tony Miller, 26.7 ppg, 4.5 rpg
 Top Subs: Doug Brown, 5.9 ppg, 6.9 rpg
 Tim Fletcher, 7.3 ppg, 2.6 rpg
 Mark Thompson, 5.4 ppg, 3.6 rpg

1972-73

11-5, 7-11 SEC

F – Gene Shy, 10.8 ppg, 6.4 rpg
 F – Bob Smyth, 7.3 ppg, 7.1 rpg
 C – Chip Williams, 16.5 ppg, 12.1 rpg
 G – Tony Miller, 17.2 ppg, 3.0 rpg (Capt.)
 G – Steve Williams, 3.2 ppg, 3.0 rpg
 Top Subs: Mike Lederman, 5.6 ppg, 1.0 rpg
 Bill Moody, 6.7 ppg, 4.3 rpg
 Gary Waddell, 4.7 ppg, 1.8 rpg

1973-74

15-11, 9-9 SEC

F – Gene Shy, 17.8 ppg, 8.4 rpg
 F – Steve Williams, 8.0 ppg, 5.9 rpg (Capt.)
 C – Chip Williams, 20.6 ppg, 11.1 rpg
 G – Bruno Caldwell, 10.9 ppg, 2.5 rpg
 G – Mike Lederman, 7.4 ppg, 1.4 rpg
 Top Subs: Don Bostic, 3.2 ppg, 1.1 rpg
 Don Close, 3.6 ppg, 3.0 rpg
 Tim Fletcher, 2.9 ppg, 1.0 rpg (Capt.)
 Mark Thompson, 3.8 ppg, 2.2 rpg (Capt.)

1974-75

12-16, 8-10 SEC

F – Jerry Moore, 6.6 ppg, 3.2 rpg
 F – Gene Shy, 15.8 ppg, 7.3 rpg
 C – Chip Williams, 12.9 ppg, 7.8 rpg (Capt.)
 G – Don Bostic, 5.0 ppg, 2.1 rpg
 G – Bruno Caldwell, 13.6 ppg, 3.6 rpg
 Top Subs: Al Bonner, 4.9 ppg, 3.6 rpg
 Larry Brewster, 5.9 ppg, 3.3 rpg
 Mike Lederman, 11.5 ppg, 1.9 rpg

1975-76

12-14, 7-11 SEC

F – Malcolm Cesare, 8.3 ppg, 5.5 rpg
 F – Gene Shy, 16.0 ppg, 5.4 rpg (Capt.)
 C – Bob Smyth, 13.3 ppg, 12.7 rpg
 G – Mike Lederman, 12.6 ppg, 2.4 rpg (Capt.)
 G – Len Sanders, 6.4 ppg, 2.7 rpg
 Top Subs: Al Bonner, 11.9 ppg, 7.1 rpg
 Don Bostic, 4.2 ppg, 0.9 rpg
 Larry Brewster, 4.5 ppg, 2.2 rpg

1976-77

17-9, 10-8 SEC

F – Malcolm Cesare, 9.1 ppg, 4.7 rpg
 F – Bob Smyth, 15.1 ppg, 9.1 rpg (Capt.)
 C – Larry Brewster, 7.1 ppg, 4.4 rpg
 G – Richard Gasper, 11.9 ppg, 2.1 rpg
 G – Len Sanders, 8.3 ppg, 3.7 rpg (Capt.)
 Top Subs: Al Bonner, 15.0 ppg, 5.5 rpg
 Don Bostic, 5.3 ppg, 1.2 rpg (Capt.)
 Ric Clarson, 5.3 ppg, 1.9 rpg

1977-78

15-12, 8-10 SEC

F – Malcolm Cesare, 11.7 ppg, 6.7 rpg
 F – Reggie Hannah, 12.6 ppg, 9.2 rpg
 C – Larry Brewster, 11.1 ppg, 4.6 rpg (Capt.)
 G – Ric Clarson, 7.0 ppg, 2.6 rpg
 G – Richard Gasper, 12.9 ppg, 3.1 rpg (Capt.)
 Top Subs: Al Bonner, 12.4 ppg, 4.6 rpg (Capt.)
 Bob Van Noy, 5.4 ppg, 2.9 rpg

1978-79

8-19, 3-15 SEC

F – Malcolm Cesare, 16.9 ppg, 6.9 rpg (Capt.)
 F – Maurice McDaniel, 10.7 ppg, 4.7 rpg
 C – Reggie Hannah, 13.2 ppg, 8.6 rpg
 G – Ric Clarson, 11.0 ppg, 2.3 rpg (Capt.)
 G – Mark Giombetti, 6.6 ppg, 2.2 rpg
 Top Subs: Jerry Bellamy, 4.1 ppg, 3.7 rpg
 Mike Milligan, 7.1 ppg, 2.9 rpg

1979-80

7-21, 2-16 SEC

F – Mike Milligan, 10.2 ppg, 3.9 rpg
 F – Bob Van Noy, 10.3 ppg, 4.9 rpg
 C – Reggie Hannah, 17.0 ppg, 8.9 rpg
 G – Jimmy Cotton, 6.9 ppg, 1.9 rpg
 G – Mark Giombetti, 12.4 ppg, 2.6 rpg
 Top Sub: Jim Grandholm, 3.6 ppg, 3.0 rpg

1980-81

12-16, 5-13 SEC

F – Vernon Delancy, 17.8 ppg, 5.0 rpg
 F – Ronnie Williams, 19.4 ppg, 9.0 rpg
 C – Tim Strawbridge, 5.1 ppg, 4.0 rpg
 G – Mike Milligan, 6.4 ppg, 4.2 rpg
 G – Mike Moses, 9.1 ppg, 2.1 rpg
 Top Subs: Mark Giombetti, 6.4 ppg, 2.4 rpg (Capt.)
 Kenny McCraney, 2.6 ppg, 1.1 rpg (Capt.)

1981-82

(5-22, 2-16 SEC

F – Vernon Delancy, 10.3 ppg, 3.0 rpg
 F – Ronnie Williams, 21.3 ppg, 8.2 rpg
 C – Eugene McDowell, 9.9 ppg, 8.8 rpg
 G – Rob Harden, 9.4 ppg, 1.6 rpg
 G – Mike Moses, 6.1 ppg, 1.3 rpg
 Top Subs: Tony Rogers, 3.9 ppg, 1.5 rpg
 Rodney Williams, 2.8 ppg, 2.0 rpg (Capt.)

1982-83

13-18, 5-13 SEC

F – Vernon Delancy, 12.9 ppg, 2.9 rpg
 F – Ronnie Williams, 18.6 ppg, 8.8 rpg
 C – Eugene McDowell, 16.5 ppg, 8.5 rpg
 G – Charles Griffin, 6.2 ppg, 2.2 rpg
 G – Nabe Palmer, 5.3 ppg, 2.0 rpg
 Top Subs: George Jackson, 4.9 ppg, 2.2 rpg
 Randall Leath, 4.6 ppg, 2.0 rpg

1983-84

16-13, 11-7 SEC - NIT

F – Vernon Delancy, 8.9 ppg, 3.5 rpg (Capt.)
 F – Ronnie Williams, 16.6 ppg, 8.7 rpg (Capt.)
 C – Eugene McDowell, 12.4 ppg, 9.2 rpg
 G – Darryl Gresham, 11.9 ppg, 2.9 rpg
 G – Andrew Moten, 11.9 ppg, 3.1 rpg
 Top Subs: Joe Lawrence, 5.7 ppg, 1.8 rpg
 Randall Leath, 2.4 ppg, 2.1 rpg

1984-85

18-12, 9-9 SEC - NIT

F – Joe Lawrence, 4.1 ppg, 2.1 rpg
 F – Randall Leath, 6.0 ppg, 5.8 rpg
 C – Eugene McDowell, 14.2 ppg, 9.8 rpg (Capt.)
 G – Vernon Maxwell, 13.3 ppg, 2.4 rpg
 G – Andrew Moten, 16.6 ppg, 4.1 rpg
 Top Subs: Pat Lawrence, 2.5 ppg, 1.6 rpg
 Ronnie Montgomery, 2.7 ppg, 1.5 rpg
 Danny Sheldon, 3.0 ppg, 1.0 rpg

1985-86

19-14, 10-8 SEC - NIT Final Four

F – Joe Lawrence, 10.4 ppg, 3.4 rpg (Capt.)
 F – Kenny McClary, 5.6 ppg, 5.6 rpg
 G – Vernon Maxwell, 19.6 ppg, 4.5 rpg
 G – Ronnie Montgomery, 5.0 ppg, 2.3 rpg
 G – Andrew Moten, 16.9 ppg, 3.9 rpg (Capt.)
 Top Subs: Chris Capers, 3.7 ppg, 3.6 rpg
 Jon Currington, 3.0 ppg, 2.6 rpg
 Pat Lawrence, 3.5 ppg, 2.7 rpg

1986-87

21-10, 12-6 SEC - NCAA East Regional Semifinals*

F – Chris Capers, 8.3 ppg, 4.9 rpg
 F – Joe Lawrence, 8.3 ppg, 2.9 rpg (Capt.)
 C – Dwayne Schintzius, 10.9 ppg, 6.1 rpg
 G – Vernon Maxwell, 21.7 ppg, 3.7 rpg
 G – Andrew Moten, 16.0 ppg, 3.3 rpg (Capt.)
 Top Subs: Melven Jones, 6.0 ppg, 3.8 rpg
 Pat Lawrence, 4.1 ppg, 1.7 rpg
 Clifford Lett, 3.6 ppg, 1.2 rpg
 Kenny McClary, 4.7 ppg, 4.9 rpg
 Ronnie Montgomery, 1.5 ppg, 1.6 rpg
 *NCAA Tournament games vacated by NCAA

1987-88

22-11, 11-7 SEC - NCAA Second Round*

SEC Champions
 F – Livingston Chatman, 12.6 ppg, 6.4 rpg
 F – Pat Lawrence, 7.2 ppg, 3.7 rpg
 C – Dwayne Schintzius, 14.4 ppg, 6.5 rpg
 G – Ronnie Montgomery, 6.0 ppg, 5.6 rpg
 G – Vernon Maxwell, 20.2 ppg, 4.2 rpg
 Top Subs: Dwayne Davis, 6.3 ppg, 4.7 rpg
 Clifford Lett, 4.3 ppg, 1.8 rpg
 *NCAA Tournament games vacated by NCAA

USUAL STARTING LINEUPS

1988-89

21-13, 13-5 SEC - NCAA Tournament

F – Livingston Chatman, 16.1 ppg, 6.4 rpg
 F – Dwayne Davis, 13.3 ppg, 9.4 rpg
 C – Dwayne Schintzius, 18.0 ppg, 9.7 rpg
 G – Clifford Lett, 13.1 ppg., 4.2 rpg
 G – Rinaldo Garcia, 8.1 ppg, 1.3 rpg
 Top Subs: Michael Kerr, 3.1 ppg, 2.6 rpg
 Brian Hogan, 2.9 ppg, 1.1 rpg
 Kelly McKinnon, 2.2 ppg, 0.5 rpg

1989-90

7-21, 3-15 SEC

F – Stacey Poole, 10.0 ppg, 4.3 rpg
 F – Hosie Grimsley, 5.9 ppg, 3.0 rpg
 C – Dwayne Davis, 12.3 ppg, 8.5 rpg
 G – Rinaldo Garcia, 11.6 ppg, 2.4 rpg
 G – Scott Stewart, 5.3 ppg, 1.7 apg
 Top Subs: B.J. Carter, 5.8 ppg, 2.8 apg
 Brian Hogan, 3.8 ppg, 0.9 rpg
 Willie Jackson, 2.9 ppg, 2.1 rpg

1990-91

11-17, 7-11 SEC

F – Stacey Poole, 13.0 ppg, 5.5 rpg
 F – Hosie Grimsley, 3.9 ppg, 2.1 rpg or
 Craig Brown, 8.8 ppg, 3.0 rpg
 C – Dwayne Davis, 15.1 ppg, 7.4 rpg
 G – Scott Stewart, 4.0 ppg, 2.2 apg
 G – Rinaldo Garcia, 8.9 ppg, 2.9 apg
 Top Subs: Brian Hogan, 4.8 ppg, 1.3 rpg
 Livingston Chatman, 10.7 ppg, 5.6 rpg
 Louis Rowe, 2.7 ppg, 1.7 rpg
 B.J. Carter, 2.7 ppg, 1.2 apg

1991-92

19-14, 9-7 SEC - NIT Final Four

F – Stacey Poole, 17.9, 7.3 rpg
 F – Hosie Grimsley, 6.0 ppg, 2.6 rpg
 C – Andrew DeClercq, 8.8 ppg, 6.2 rpg
 G – Craig Brown, 10.8 ppg, 3.3 rpg
 G – Dan Cross, 5.6 ppg, 2.0 apg
 Top Subs: Scott Stewart, 5.8 ppg, 2.5 apg
 Brian Hogan, 4.7 ppg, 1.0 rpg
 Louis Rowe, 3.9 ppg, 1.7 rpg
 Martti Kuisma, 2.7 ppg, 1.7 rpg

1992-93

16-12, 9-7 SEC - NIT

F – Stacey Poole, 16.4 ppg, 6.4 rpg
 F – Hosie Grimsley, 5.8 ppg, 2.8 rpg
 C – Andrew DeClercq, 10.5 ppg, 7.1 rpg
 G – Craig Brown, 10.9 ppg, 3.2 rpg
 G – Dan Cross, 5.2 ppg, 1.8 apg
 Top Subs: Martti Kuisma, 8.2 ppg, 3.4 rpg
 Scott Stewart, 7.3 ppg, 3.0 apg
 Jermaine Carlton, 4.7 ppg, 2.0 rpg

1993-94

29-8, 12-4 SEC - NCAA Final Four

F – Andrew DeClercq, 8.8 ppg, 7.9 rpg
 F – Brian Thompson, 5.5 ppg, 3.9 rpg
 C – Dametri Hill, 12.7 ppg, 4.9 rpg
 G – Craig Brown, 14.8 ppg, 4.9 rpg
 G – Dan Cross, 15.7 ppg, 3.9 apg
 Top Subs: Jason Anderson, 7.2 ppg, 3.8 rpg
 Martti Kuisma, 4.6 ppg, 2.4 rpg
 Greg Williams, 2.1 ppg, 1.1 apg

1994-95

17-13, 8-8 SEC - NCAA Tournament

F – Andrew DeClercq, 13.2 ppg, 8.8 rpg
 F – Brian Thompson, 4.4 ppg, 3.6 rpg
 C – Dametri Hill, 13.7 ppg, 5.9 rpg
 G – Dan Cross, 18.0 ppg, 3.5 apg
 G – Greg Williams, 8.4 ppg, 4.0 apg
 Top Subs: Jason Anderson, 5.9 ppg, 3.8 rpg
 LeRon Williams, 2.6 ppg, 2.1 rpg
 Tony Mickens, 2.4 ppg, 2.0 rpg
 Dan Williams, 2.2 ppg, 0.7 rpg

1995-96

12-16, 6-10 SEC

F – Brian Thompson, 7.0 ppg, 6.0 rpg
 F – LeRon Williams, 10.0 ppg, 4.8 rpg
 C – Dametri Hill, 17.6 ppg, 7.8 rpg
 G – Eddie Shannon, 8.6 ppg, 3.7 rpg
 G – Greg Williams, 10.3 ppg, 5.0 rpg
 Top Subs: Greg Stolt, 7.1 ppg, 3.1 rpg
 Dan Williams, 2.5 ppg, 1.3 rpg
 Kendrick Spruel, 2.0 ppg, 1.0 rpg

1996-97

13-15, 5-11 SEC

F – Greg Stolt, 13.9 ppg, 6.1 rpg
 C – Damen Maddox, 5.9 ppg, 3.9 rpg
 G – Eddie Shannon, 13.2 ppg, 4.2 apg
 G – Greg Williams, 11.3 ppg, 4.0 apg
 G – Dan Williams, 5.6 ppg, 2.7 rpg
 Top Subs: Kenyan Weaks, 9.3 ppg, 2.6 rpg
 Jason Anderson, 6.6 ppg, 3.4 rpg
 Kendrick Spruel, 5.6 ppg, 2.8 rpg
 Joel Reinhart, 3.8 ppg, 3.1 rpg
 Greg Cristell, 3.8 ppg, 3.2 rpg

1997-98

14-15, 6-10 SEC - NIT

F – Greg Stolt, 12.0 ppg, 4.6 rpg
 C – Damen Maddox, 6.1 ppg, 5.4 rpg
 G – Jason Williams, 17.1 ppg, 6.7 apg
 G – Eddie Shannon, 11.6 ppg, 4.2 apg
 G – Kenyan Weaks, 12.7 ppg, 4.8 rpg
 Top Subs: Brent Wright, 7.4 ppg, 4.3 rpg
 Major Parker, 5.3 ppg, 2.1 rpg
 Dan Williams, 4.9 ppg, 1.7 rpg
 Obiora Nnaji, 3.6 ppg, 3.5 rpg

1998-99

22-9, 10-6 SEC - NCAA West Regional Semifinals

F – Mike Miller, 12.2 ppg, 5.2 rpg
 F – Brent Wright, 8.2 ppg, 5.9 rpg
 C – Udonis Haslem, 10.5 ppg, 5.0 rpg
 G – Eddie Shannon, 6.7 ppg, 4.8 apg
 G – Kenyan Weaks, 11.3 ppg, 3.4 rpg
 Top Subs: Greg Stolt, 11.0 ppg, 3.3 rpg
 Teddy Dupay, 11.0 ppg, 2.8 apg
 Major Parker, 5.0 ppg, 3.1 rpg
 LaDarius Halton, 5.1 ppg, 1.2 rpg

1999-2000

29-8, 12-4 SEC - NCAA Tournament Finalists

SEC Champions

F – Mike Miller, 14.1 ppg, 6.6 rpg
 F – Brent Wright, 8.3 ppg, 4.5 rpg
 C – Udonis Haslem, 11.8 ppg, 5.1 rpg
 G – Teddy Dupay, 8.6 ppg, 2.6 apg
 G – Kenyan Weaks, 10.0 ppg, 2.7 rpg
 Top Subs: Donnell Harvey, 10.1 ppg, 7.0 rpg
 Brett Nelson, 8.1 ppg, 3.0 apg
 Matt Bonner, 4.8 ppg, 3.2 rpg
 Justin Hamilton, 4.7 ppg, 1.7 rpg

2000-01

24-7, 12-4 SEC - NCAA Second Round

SEC Champions

F – Major Parker, 5.1 ppg, 3.4 rpg
 F – Matt Bonner, 13.3 ppg, 7.7 rpg
 C – Udonis Haslem, 16.8 ppg, 7.5 rpg
 G – Brett Nelson, 15.3 ppg, 4.3 apg
 G – Teddy Dupay, 13.4 ppg, 2.3 rpg
 Top Subs: Brent Wright, 12.7 ppg, 6.2 rpg
 Justin Hamilton, 6.6 ppg, 1.8 rpg
 Orien Greene, 3.4 ppg, 2.4 rpg
 LaDarius Halton, 3.2 ppg, 1.5 rpg

2001-02

22-9, 10-6 SEC - NCAA Tournament

SEC East Champions

F – Matt Bonner, 15.6 ppg, 7.2 rpg
 F – Orien Greene, 5.2 ppg, 2.8 rpg
 C – Udonis Haslem, 16.0 ppg, 8.3 rpg
 G – Brett Nelson, 14.6 ppg, 3.3 apg
 G – Justin Hamilton, 8.5 ppg, 3.8 apg
 Top Subs: David Lee, 7.0 ppg, 4.7 rpg
 James White, 6.1 ppg, 2.9 rpg
 LaDarius Halton, 4.2 ppg, 1.5 rpg
 Bonell Colas, 3.6 ppg, 2.4 rpg

2002-03

25-8, 12-4 SEC - NCAA Second Round

F – Matt Bonner, 15.2 ppg, 6.1 rpg
 F – Matt Walsh, 12.2 ppg, 4.7 rpg
 C – David Lee, 11.2 ppg, 6.8 rpg
 G – Anthony Roberson, 12.3 ppg, 2.8 rpg
 G – Justin Hamilton, 8.0 ppg, 3.6 apg
 Top Subs: Brett Nelson, 6.3 ppg, 2.1 apg
 Bonell Colas, 4.8 ppg, 2.7 rpg
 Christian Drejer, 3.6 ppg, 2.4 apg
 Adrian Moss, 2.5 ppg, 1.9 rpg

2003-04

20-11, 9-7 SEC - NCAA Tournament

F – Matt Walsh, 15.8 ppg, 4.8 rpg
 F – David Lee, 13.3 ppg, 6.8 rpg
 C – Adrian Moss, 6.8 ppg, 4.6 rpg
 G – Anthony Roberson, 17.9 ppg, 3.6 apg
 G – Lee Humphrey, 3.8 ppg, 1.2 rpg
 Top Subs: Bonell Colas, 4.9 ppg, 3.1 rpg
 Chris Richard, 3.8 ppg, 2.6 rpg
 Mohamed Abukar, 2.7 ppg, 2.1 rpg

2004-05

24-8, 12-4 SEC - NCAA Tournament Second Round

SEC Tournament Champions

F – Corey Brewer, 7.5 ppg, 3.4 rpg
 F – David Lee, 13.6 ppg, 9.0 rpg
 C – Al Horford, 5.6 ppg, 6.5 rpg
 G – Matt Walsh, 14.6 ppg, 3.0 apg
 G – Anthony Roberson, 17.5 ppg, 2.4 apg
 Top Subs: Lee Humphrey, 4.8 ppg, 1.0 rpg
 Taurean Green, 3.9 ppg, 2.2 apg
 Joakim Noah, 3.5 ppg, 2.5 rpg
 Chris Richard, 3.3 ppg, 2.5 rpg

2005-06

33-6, 10-6 SEC - NCAA Champions

SEC Champions - SEC Tournament Champions

F – Corey Brewer, 12.7 ppg, 4.8 rpg
 F – Joakim Noah, 14.2 ppg, 7.1 rpg
 C – Al Horford, 11.3 ppg, 7.6 rpg
 G – Lee Humphrey, 10.9 ppg, 1.9 apg
 G – Taurean Green, 13.3 ppg, 4.7 apg
 Top Subs: Chris Richard, 5.9 ppg, 3.6 rpg
 Walter Hodge, 3.8 ppg, 1.2 apg
 Adrian Moss, 3.1 ppg, 2.4 rpg

2006-07

35-5, 13-3 SEC - NCAA Champions

SEC Champions - SEC Tournament Champions

F – Corey Brewer, 13.2 ppg, 4.7 rpg
 F – Joakim Noah, 12.0 ppg, 8.4 rpg
 C – Al Horford, 13.2 ppg, 9.5 rpg
 G – Lee Humphrey, 10.3 ppg, 1.3 apg
 G – Taurean Green, 13.3 ppg, 3.7 apg
 Top Subs: Chris Richard, 6.2 ppg, 3.7 rpg
 Walter Hodge, 5.7 ppg, 1.5 apg
 Marreese Speights, 4.1 ppg, 2.6 rpg
 Dan Werner, 1.8 ppg, 1.3 rpg

2007-08

24-12, 8-8 SEC - NIT Final Four

F – Dan Werner, 9.1 ppg, 6.4 rpg
 C – Marreese Speights, 14.5 ppg, 8.1 rpg
 G – Walter Hodge, 10.4 ppg, 2.9 apg
 G – Nick Calathes, 15.3 ppg, 6.1 apg
 G – Jai Lucas, 8.5 ppg, 2.3 apg
 Top Subs: Chandler Parsons, 8.1 ppg, 4.0 rpg
 Alex Tyus, 4.3 ppg, 2.6 rpg
 Adam Allen, 4.0 ppg, 0.8 rpg

2008-09

25-11, 9-7 SEC - NIT

F – Dan Werner, 8.9 ppg, 4.9 rpg
 F – Chandler Parsons, 9.2 ppg, 5.7 rpg
 C – Alex Tyus, 12.5 ppg, 6.2 rpg
 G – Walter Hodge, 8.9 ppg, 2.3 apg
 G – Nick Calathes, 17.2 ppg, 6.4 apg
 Top Subs: Erving Walker, 10.1 ppg, 2.3 apg
 Kenny Kadji, 4.4 ppg, 2.7 rpg
 Ray Shipman, 3.8 ppg, 2.1 rpg
 Allan Chaney, 3.0 ppg, 2.1 rpg

USUAL STARTING LINEUPS



The Gators used the same starting five to win the 2006 and 2007 national championships.

2009-10

21-13, 9-7 SEC - NCAA Tournament
 F – Chandler Parsons, 12.4 ppg, 6.9 rpg
 F – Alex Tyus, 11.8 ppg, 6.9 rpg
 C – Vernon Macklin, 10.6 ppg, 5.5 rpg
 G – Kenny Boynton, 14.0 ppg, 2.7 apg
 G – Erving Walker, 12.6 ppg, 4.9 apg
 Top Subs: Dan Werner, 4.6 ppg, 4.1 rpg
 Erik Murphy, 3.5 ppg, 2.4 rpg
 Ray Shipman, 2.7 ppg, 1.6 rpg

2010-11

**29-8, 13-3 SEC - NCAA Southeast Regional Final
 SEC Champions**
 F – Chandler Parsons, 11.3 ppg, 7.8 rpg
 F – Alex Tyus, 9.1 ppg, 6.2 rpg
 C – Vernon Macklin, 11.6 ppg, 5.4 rpg
 G – Kenny Boynton, 14.2 ppg, 2.6 apg
 G – Erving Walker, 14.6 ppg, 3.4 apg
 Top Subs: Erik Murphy, 4.3 ppg, 2.3 rpg
 Patric Young, 3.4 ppg, 3.8 rpg
 Scottie Wilbekin, 2.4 ppg, 1.6 apg

2011-12

26-11, 10-6 SEC - NCAA West Regional Final
 F – Erik Murphy, 10.5 ppg, 4.5 rpg
 C – Patric Young, 10.2 ppg, 6.4 rpg
 G – Kenny Boynton, 15.9 ppg, 2.7 apg
 G – Erving Walker, 12.1 ppg, 4.6 apg
 G – Bradley Beal, 14.8 ppg, 6.7 rpg
 Top Subs: Mike Rosario, 6.6 ppg, 1.4 rpg
 Will Yeguete, 4.4 ppg, 6.3 rpg
 Scottie Wilbekin, 2.6 ppg, 1.6 apg

2012-13

**29-8, 14-4 SEC - NCAA South Regional Final
 SEC Champions**
 F – Erik Murphy, 12.2 ppg, 5.5 rpg
 C – Patric Young, 10.1 ppg, 6.3 rpg
 G – Kenny Boynton, 12.0 ppg, 3.0 rpg
 G – Mike Rosario, 12.5 ppg, 2.6 rpg
 G – Scottie Wilbekin, 9.1 ppg, 5.0 apg
 Top Subs: Casey Prather, 6.2 ppg, 3.7 rpg
 Michael Frazier II, 5.6 ppg, 3.1 rpg
 Will Yeguete, 5.5 ppg, 5.8 rpg

2013-14

**36-3, 18-0 SEC - Final Four
 SEC Champions, SEC Tournament Champions**
 F – Will Yeguete, 4.9 ppg, 5.2 rpg
 F – Casey Prather, 13.8 ppg, 5.0 rpg
 C – Patric Young, 11.0 ppg, 6.2 rpg
 G – Scottie Wilbekin, 13.1 ppg, 3.6 apg
 G – Michael Frazier II, 12.4 ppg, 3.5 rpg
 Top Subs: Dorian Finney-Smith, 8.7 ppg, 6.7 rpg
 Kasey Hill, 5.5 ppg, 3.1 apg
 DeVon Walker, 2.4 ppg, 1.2 rpg

2014-15

16-17, 8-10 SEC
 F – Dorian Finney-Smith, 13.1 ppg, 6.2 rpg
 C – Jon Horford, 6.5 ppg, 4.8 rpg
 G – Kasey Hill, 7.2 ppg, 4.5 apg
 G – Eli Carter, 8.8 ppg, 2.0 rpg
 G – Michael Frazier II, 12.1 ppg, 4.1 rpg
 Top Subs: Devin Robinson, 6.4 ppg, 2.8 rpg
 Alex Murphy, 5.1 ppg, 2.0 rpg
 Chris Walker, 4.7 ppg, 3.5 rpg

2015-16

21-15, 9-9 SEC
 F – Devin Robinson, 9.0 ppg, 5.6 rpg
 F – Dorian Finney-Smith, 14.7 ppg, 8.3 rpg
 C – John Egbunu, 11.5 ppg, 6.5 rpg
 G – KeVaughn Allen, 11.6 ppg, 2.7 rpg
 G – Chris Chiozza, 7.2 ppg, 4.3 apg
 Top Subs: Kasey Hill, 9.1 ppg, 3.3 apg
 Justin Leon, 5.3 ppg, 3.1 rpg
 Kevarrius Hayes, 2.8 ppg, 2.6 rpg

ALL-TIME LETTERMEN

Note: Spring season designations used for letterwinners and managers (e.g., 2016 for 2015-16 season). Hire dates used for assistant coaches, athletic trainers, strength coordinators and video coordinators.

A

Aaron, Patrick 1987, 88
Abukar, Mohamed 2004
Adams, J.S. 1917
Adamson, John 1978, 79
Agee, Robert 1969, 70, 71
Al-Kaleem, Rashid 2003, 04
Aldridge, Mike 1979
Allen, Adam 2008, 11
Allen, KeVaughn 2016
Anderson, Jason 1993, 94, 95, 97
Appleby, Ryan 2004
Armstrong, Greg 1975, 76
Atkinson, Bill 1946, 47, 48, 49 (C)

B

Baker, Ira 1930, 31, 32
Baker, L.F. 1913
Bales, Buddy 1962, 63 (C)
Baraks, Brad 1964
Barbee, Tom 1962, 63 (C)
Barnes, Ed 1977
Bates, Clayton 1993, 94, 95, 96
Baxley, Tom 1963, 64, 65
Beal, Bradley 2012
Beckwith, Jack 1935, 36
Beeler, Paul 1913 (C)
Beeler, R.F. 1913
Belden, Douglas 1945 (C)
Bellamy, Jerry 1978, 79, 80
Benefield, Roger 1956
Benjamin, Edward 1945, 47
Benton, Travis 1984
Berry, Jack 2005, 06, 07
Bert, Harold 1951
Billings, Jerry 1951
Boe, Dan 1970, 71, 72
Boggan, Mario 2003
Bonner, Al 1975, 76, 77, 78 (C)
Bonner, Matt 2000, 01, 02, 03 (C)
Boone, Donald 1958
Boozler, Ray 1938
Bostic, Don 1974, 75, 76, 77 (C)
Bookers, Max 2002
Boynton, Kenny 2010, 11, 12, 13
Bradley, William 1931, 32, 33
Brendler, Chuck 1957
Brewer, Corey 2005, 06, 07
Brewster, Larry 1975, 76, 77, 78 (C)
Bridges, Lamar 1947
Briggs, Russell 1951
Broodus, Cornelius 1986
Brown, A.E. 1926
Brown, Brennan 1932, 33 (C)
Brown, Craig 1991, 92, 93, 94 (C)
Brown, Douglas 1972
Brown, Mike 1979
Bryant, Aaron 1976
Burgess, John 1953
Burroughs, Johnny 1935, 36, 37
Byrd, C.Y. 1920, 21, 22 (C)

C

Calathes, Nick 2008, 09
Caldwell, Norman "Bruno" 1974, 75
Capers, Chris 1986, 87, 88
Capko, Chris 2003
Carlton, Doyle 1942, 43 (C)
Carlton, Jermaine 1993
Carruthers, Bill 1928
Carter, B.J. 1990, 91
Eli Carter, 2015
Casares, Richard 1952, 53 (C)
Castineyra, Rollie 1984, 85, 86, 87
Ceravolo, Darryl 1972
Cesare, Malcolm 1976, 77, 78, 79 (C)
Chalker, Henry 1939, 40 (C)
Chaney, Allan 2009
Chason, Hubert 1937, 38
Chatman, Livingston 1988, 89, 91
Chewning, Vernon 1969
Chiozza, Chris 2015, 16
Christian, Floyd 1935, 36, 37 (C)
Clark, Eddie 1962
Clarson, Ric 1976, 77, 78, 79 (C)
Clemons, Ben 1929, 30
Clemons, W.N. 1931
Close, Donald 1974, 75
Cody, Neil 1961, 62
Coe, Harry 1952, 53
Cohen, M. 1920, 21
Colas, Bonell 2001, 02, 03, 04
Colson, K.D. 1929, 30
Commander, Frank 1943
Cooper, F.P. 1918
Copeland, Ted 1953, 54, 55, 56 (C)
Corbeau, Andre 1953
Cornell, Henry 1949, 50
Corso, John 1979
Cotton, Jimmy 1978, 79, 80
Cox, Clifford 1970, 71
Coxe, C. 1920 (C)
Coxe, W. 1920
Coy, John 1977, 78
Crabtree, Clyde 1928, 29
Crafter, Reed 1986, 87
Craig, Phil 1942
Cristell, Greg 1997, 98
Cross, Dan 1992, 93, 94, 95 (C)
Cunkle, Curtis 1951, 52, 53
Currington, Jon 1986
Crejciec, Charlie 1937, 38

D

Davies, C., 1913
Davis, Adriel 2000, 01
Davis, Bob 1953
Davis, Dwayne 1988, 89, 90, 91
Davis, Tony 1993
Decker, E. 1926
DeClercq, Andrew 1992, 93, 94, 95 (C)
Delancy, Vernon 1981, 82, 83, 84 (C)
Delgado, Conrad 1946
Dickens, Hayes 1981
Donovan, Billy 2014
Dorsett, Luke 1930, 31
Doss, Lew 1954, 55
Drejer, Christian 2003
Dryden, Frank 1951
Duncan, F.H. 1922
Duncan, W.E. 1918
Dunn, Harry 1967
Dupay, Teddy 1999, 2000, 01
Duva, Anthony 1971
Dyrkolbotn, Svein 1992, 93, 94, 95

E

Eddy, Byron 1923, 24, 25
Edelson, Steve 1988
Edminston, William 1945
Edwards, Lexx 2014, 15, 16
Edwards, Terry 1992
Egbunu, John 2016
Eggleston, John 1953
Ellish, Steve 1940, 41, 42 (C)
Emmelhainz, Mel 1930, 31, 32 (C)
Emrick, Bob 1954, 55, 56, 57 (C)
Enwall, Hayford 1925
Eppert, Ken 1935, 36, 37
Etheridge, Franklin 1959

F

Fahs, J. 1923
Feazel, Kurt 1968, 69
Felson, E. 1927
Felson, Martin 1928
Findley, Darryl 1991
Findley, Earl 1970, 71 (C)
Finney-Smith, Dorian 2014, 15, 16
Fletcher, Tim 1972, 73, 74 (C)
Ford, Charles 1943
Forsyth, Bill 1935, 36
Fotiou, Nick 1969, 70
Fox, Newell 1958
Francis-Ramirez, Brandone 2016
Frazier II, Michael 2013, 14, 15
French, C. 1927
Fricke, Hudson 2008, 09, 10
Friedman, Stan 1952
Fritz, Chuck 1977, 78
Fueyo, Louis 1943
Futch, R.G. 1913

G

Gaither, Billy 1936
Gangi, Larry 1957
Garcia, Renaldo 1989, 90, 91
Gates, Jerry 1964
Giombetti, Mark 1979, 80, 81
Gasper, Richard 1977, 78 (C)
Godwin, William 1949
Goldstein, E.M. 1924, 25
Gordon, Ike 1938
Graham, Billy 1957
Graham, Dennis 1983
Graham, Dillon 2013
Grandholm, Jim 1980
Gray, H.L. 1922, 23
Green, T.P. 1921
Green, Taurean 2005, 06, 07
Greene, Orien 2001, 2002
Greiner, Augie 1953, 54, 55, 56
Gresham, Darryl 1984, 85
Griffin, Charles 1983, 84
Griffiths, John 1994, 95, 96, 97
Grimsley, Hosie 1990, 91, 92, 93 (C)
Gruetzmacher, Robert 1945

Gunn, George 1931, 33, 34 (C)
Gurley, Bill 1988

H

Hager, Jack 1942, 43, 46
Haimovitch, Seth 2002, 03, 04
Hait, Kenneth 1923, 24
Hall, Brady 1945
Halton, LaDarius 1999, 01, 02
Hamilton, Harry 1947, 48, 49, 51
Hamilton, Justin 2000, 01, 02, 03 (C)
Hampton, Theo 1952
Hannah, Reggie 1978, 79, 80
Harby, Earl 1935
Harden, Rob 1982
Harris, R.A. 1916, 18
Harris, Wade 1983
Hartsaw, Ken "Pete" 1946 (C)
Harvey, Donnell 2000
Haskins, Harold 1945, 49, 51
Haslem, Udonis 1999, 2000, 01, 02
Hausenbauer, Eddie 1942
Hayes, Kevarrius 2016
Hayford, Warren 1915
Henderson, Brooks 1963, 64, 65 (C)
Henderson, Gerald 1956, 57, 58
Henderson, Jeff 1946, 47
Henderson, W.B. 1914, 15 (C), 18
Hester, L.F. 1913
Heuck, C. 1920
Highley, Mont 1963, 64 (C), 65
Highley, Skip 1965, 66, 67 (C)
Hill, Dametri 1993, 94, 95, 96 (C)
Hill, Kasey 2014, 15, 16
Hirsch, Earl 1932
Hitchins, George 1951, 52
Hoban, Richard 1958, 59 (C)
Hobbs, Joe 1956, 57, 58 (C)
Hodge, Walter 2006, 07, 08, 09
Hodskins, Zach 2015, 16
Hoffman, Jay 1952
Hoffmann, Bob 1963, 64, 65, 66 (C)
Hogan, Brian 1989, 90, 91, 92
Holland, S.L. 1915
Hoover, Jerry 1970, 71, 72 (C)
Horford, Al 2005, 06, 07
Horford, Jon, 2015
Horton, Jamaal 1998
Houston, Scooter 1970, 71
Huertas, David 2006
Hughes, Harold 1938
Hughes, Jimmy 1932, 33, 34
Hughes, K.K. 1921
Humphrey, Lee 2004, 05, 06, 07

I

Igou, Bob 1925, 26
Ingram, Cornelius 2005

J

Jackson, George 1982, 83, 84
Jackson, Willie 1990, 91
Jarrett, Jim 1962
Jaycox, Theodore 1949, 50, 51 (C)
Jenkins, Wyndell 1988, 89
Jeremiassen, H. 1920, 21
Johnson, 1914
Johnson, Les 1951

ALL-TIME LETTERMEN

Johnston, Edgar 1950
 Jones, Edgar 1924 (C), 25 (C)
 Jones, John 1957
 Jones, Melven 1986, 87
 Jung, George 1959, 60, 61

K

Kadji, Kenny 2009, 10
 Keller, Gary 1965, 66, 67
 Kelley, Harold 1971
 Kerr, Michael 1989, 90
 King, Dave 1984
 King, Ronnie 1999, 2000, 02
 Kinney, Erron, 1997
 Kinsey, H.D. 1934
 Kiracofe, Joe 1926, 27
 Kliewer, David 2000, 01
 Koch, William A. 1939
 Koss, Bill 1963, 64, 65
 Kuisma, Martti 1991, 92, 93, 94
 Kurtz, Jacob 2012, 13, 14, 15

L

Lalich, Todd 1969
 Land, William 1946
 Larson, Cody 2012
 Lawrence, Joe 1984, 85, 86 (C), 87 (C)
 Lawrence, Pat 1985, 86, 87, 88
 Leach, Bill 1951, 52
 Leath, Randall 1982, 83, 84, 85
 Leatherwood, Michael 1968, 69
 Lederman, Michael 1973, 74, 75, 76 (C)
 Lee, Antrone 1996
 Lee, David 2002, 03, 04, 05
 Lee, E. O. 1942
 Lee, James 1990
 Leibowitz, Richard 1963
 Leon, Francisco 1985
Leon, Justin 2016
 Lett, Clifford 1986, 87, 88, 89 (C)
 Letzkus, Joe 1926, 27
 Lewis, Skip 1969
 Licker, Ralph 1946
 Lindsay, Bob 1975, 76
 Lorenz, Ernest 1971
 Love, Jack 1935
 Love, Jimmy 1932, 33, 34
 Lubel, William 1946
 Lucas, Jai 2008
 Lukco, Ed 1969, 70, 71
 Luyk, Clifford 1960, 61, 62
 Lyons, Nino 1979

M

Macklin, Vernon 2010, 11
 Maddox, Damen, 1995, 96, 97, 98
 Madison, W.M. 1921 (C)
 Mahoney, Ed 1965, 66
 Manchester, Bud 1942
 Manee, Harry 1951
 Marshall, Otis 1924
 Matthews, Tony 1980
 Maxwell, Vernon 1985, 86, 87, 88
 Maynard, Jack 1938, 39, 40 (C)
 McCarty, John 1937
 McClanahan, Kyle 2009, 10
 McClary, Kenny 1985, 86, 87, 88
 McCraney, Ken 1978, 79, 80, 81 (C)

McDaniel, Maurice 1979, 80
 McDowell, Eugene 1982, 83, 84, 85 (C)
 McElroy, Gary 1966, 67, 68
 McFarland, Mike 1996, 97, 98
 McGinnis, Michael 1968, 69
 McKinnon, Kelly 1989, 90
 McLucas, Leonard 1928, 29, 30
 Meeks, Malcolm 1972
 Meigs, Joe 1961, 62
 Merchant, Louis 1959, 61, 62 (C)
 Merritt, G. 1913
 Metzger, Joe 1961, 62
 Meyers, Vachon 1950
 Mickens, Tony 1994, 95
 Miller, David 1966, 67, 68 (C)
 Miller, Dean 1939, 40
 Miller, Jeff 1970, 71
 Miller, Julian 1947, 48, 49, 50 (C)
 Miller, Mike 1999, 2000
 Miller, N.W. 1922, 23
 Miller, Tony 1971, 72, 73 (C)
 Milligan, Mike 1979, 80, 81
 Millman, Manning 1927
 Mitchell, Don 1925, 26
 Mitchell, Jonathan 2007, 08
 Mitchell, Thomas 1952
 Montgomery, Ronnie 1985, 86, 87, 88
 Moon, Paul 1938
 Moore, Bruce 1964
 Moore, Eddie 1934
 Moore, Jerry 1974, 75, 76
 Morrison, Carlos 1961, 62, 63
 Morrow, Hubert 1953
 Morton, Paul 1964, 65, 66 (C)
 Moses, Mike 1981, 82
 Mosney, Paul 1959, 60, 61
 Moss, Adrian 2003, 04, 05, 06
 Moss, Roland 1921, 22, 23 (C)
 Moten, Andrew 1984, 85, 86 (C), 87 (C)
 Murphy, Alex 2015, 16
 Murphy, Erik 2010, 11, 12, 13

N

Nagle, Bill 1971
 Nelson, Brett 2000, 01, 02, 03 (C)
 Newton, Ark 1923, 26
 Newton, R.O. 1922
 Newton, Virgil 1924
 Nichols, Bob 1956
 Nims, Bob 1953, 54, 55
 Nnaji, Obiora 1998, 99
 Noah, Joakim 2005, 06, 07
 North, Merle, 1929
 Norton, Clyde 1923
 Norton, Pete 1925
 Nunez, Eddie 1997, 98

O

O'Berry, W.H. 1916
 O'Connor, Patrick 1998, 99
 Ogbueze, Braxton 2013
 Owens, Andrew 1968, 69, 70 (C)
 Oxford, James 1937

P

Pace, Richard "Dick" 1947, 48
 Palmer, Nabe 1982, 83, 84
 Parker, Major 1998, 99, 2000 (C), 01 (C)

Parsons, Chandler 2008, 09, 10, 11
 Payne, Shane 2008
 Peek, Richard 1964
 Pemberton, William 1943
 Pennington, Fonia 1937
 Perrine, George 1928, 29 (C), 30
 Perry, Marty 1981
 Petersen, Robert 1951
 Pike, Charles 1956, 58, 59 (C)
 Pitchford, Walter 2012
 Pittman, R.G. 1931, 32
 Pittman, R.S. 1933
 Platt, Harry Jr. 1943
 Poh, Ronald 1961
 Poole, Stacey 1990, 91, 92, 93 (C)
 Poore, Ed 1966, 67
 Porter, Steve 1977, 78
 Potter, A.H. 1922
 Powell, Brandon 2007
 Powell, Sonny 1952, 53, 54, 55 (C)
 Prather, Casey 2011, 12, 13, 14
 Pulliam, L.C. 1913
 Purvis, Tom 1971
 Puschak, Tom 1953
 Pyle, C.E. 1913

R

Rabhan, Walter 1958, 59, 60
 Ramos, Jose 1989
 Ramsdell, W.A. 1914, 15, 16
 Ramsey, Jeff 1965, 66, 67
 Ratliffe, Willie 1953
 Raybon, Al 1938
 Reen, Pat 1938, 40, 41
 Reinhart, Joel, 1994, 95, 96, 97
 Repass, Joseph 1975
 Richard, Chris 2004, 05, 06, 07
 Rickett, Robert 1934, 35, 36
Rimmer, Schuyler 2016
 Roberson, Anthony 2003, 04, 05
 Roberts, Roy 1951, 52, 53 (C)
Robinson, Devin 2015, 16
 Robles, O.S. 1916
 Rogers, Tony 1982, 83
 Roher, Dick 1958
 Rollyson, Mike 1966, 67, 68
 Rome, Roger 1975
 Rosario, Mike 2012, 13
 Roseboro, Quan 1980
 Roseboro, Melvin 1980
 Rowe, Louis 1991, 92
 Ryan, Robert 1943, 46

S

Sadler, Gene 1962
 Salzer, Billy 1929
 Sanders, Len 1976, 77 (C)
 Sarra, Lamar 1925, 26 (C)
 Saso, Mark 1985, 86
 Schintzius, Dwayne 1987, 88, 89, 90
 Schintzius, Travis 1990
 Schulman, Harold 1950, 51
 Seay, Erwin 1926
 Shannon, Eddie 1996, 97, 98, 99 (C)
 Shearer, Welcome 1933, 34, 35 (C)
 Sheldon, Danny 1984, 85
 Shellabarger, Curtis 1974
 Sherwood, Robert 1958, 59, 60 (C)

Shipman, Ray 2009, 10
 Shiver, Robert 1959, 60, 61 (C)
 Shy, Eugene 1973, 74, 75, 76 (C)
 Sikes, J.F. 1914, 16
 Simpson, Thomas 1959, 60
 Smathers, George 1934, 35, 36 (C)
 Smith, Charles 1957
 Smith, Harry 1924, 25
 Smith, Horace 1924
 Smith, Red 1926, 27 (C)
 Smyth, Robert 1974, 75, 76, 77 (C)
 Sommese, Lanny 1963, 64
 Sparkman, J. 1918
 Speights, Marreese 2007, 08
 Spruel, Kendrick 1996, 97
 Stanley, W.A. 1924, 25
 Steger, Henry 1943
 Stevenson, Andy 1952
 Stewart, Scott 1990, 91, 92, 93 (C)
 Stobbs, Thomas 1945
 Stokes, Elam 1951
 Stokes, Taylor 1962, 63, 65
 Stokely, Ron 1956, 57
 Stolt, Greg 1996, 97, 98, 99 (C)
 Strawbridge, Tim 1981
 Swanson, Brett 2006, 07
 Swanson, C. 1913
 Swanson, F.M. 1914
 Swanson, R.G. 1913
 Swanson, T.J. 1914 (C) 15, 16

T

Talbot, Bill 1951
 Tanzler, Hans 1947, 48, 49, 50 (C)
 Telepas, George 1958
 Teshner, Howey 1952
 Thompson, Brian 1993, 94, 95, 96 (C)
 Thompson, H.L. 1925, 26
 Thompson, L.L. 1922, 23, 24
 Thompson, Mark 1972, 73, 74 (C)
 Thompson, Norris 1940, 41
 Timinski, Mark, 1997, 98, 99
 Tishman, Rod 2010
 Tomlinson, Dick 1963, 64, 65
 Touchberry, Burt 1954, 55, 56, 57
 Tringas, Johnnie 1952, 53, 54
 Trogdon, George 1927
 Turner, James 1945
 Turner, Tim 1990, 91, 92
 Tyler, Garrett 2005, 06, 07
 Tyus, Alex 2008, 09, 10, 11

U

Ulmer, Jeremy 1991, 92

V

VanCamp, Roy 1914, 15, 16 (C)
 Van Ness, Kenneth 1972
 Van Noy, Bob 1978, 80
 Van Sichel, Dale 1928, 29, 30 (C)
 Vargas, Eloy 2009
 Vasquez, Richard 1968, 69
 Veque, Martin 1927
 Victor, Jhonny 2016
 Vinal, Nelson 1951
 Visscher, David 1983, 84

ALL-TIME LETTERMEN

W

Waddell, Gary 1971, 72
 Walk, Neal 1967, 68, 69 (C)
 Walker, Chris 2014, 15
 Walker, DeVon 2013, 14, 16
 Walker, Erving 2009, 10, 11, 12
 Walker, Ion 1926, 27, 28
 Walker, Johnny 1989
 Walker, Troy 1972
 Walsh, Matt 2003, 04, 05
 Walton, Bud 1939, 40
 Walton, W.L. 1941
 Ward, H. 1920
 Ward, W. 1920, 21
 Warner, Robert 1933, 34, 35
 Waters, Dale 1929, 30, 31 (C)
 Watts, Chip 1981
 Weaks, Kenyan 1997, 98, 99, 2000 (C)
 Weisenberg, Michael 2008
 Welch, William 1945, 48, 49
 Weller, Richard 1950, 51
 Welsch, Boyd 1967, 68, 69
 Werner, Dan 2007, 08, 09, 10
 Wetherington, Merrill "Red" 1951, 52
 Wheeler, Rick 1958
 Whiddon, Clifford 1937
 Whitaker, Glenn 1924
 White, James 2002
 Wilbekin, Scottie 2011, 12, 13, 14
 Williams, Chip 1973, 74, 75 (C)
 Williams, Dan 1995, 96, 97, 98
 Williams, Dennis 1974, 75
 Williams, Greg 1994, 95, 96, 97
 Williams, Jason 1998
 Williams, LeRon 1995, 96
 Williams, Rodney 1982, 83
 Williams, Ronnie 1981, 82, 83, 84 (C)
 Williams, Steve 1972, 73, 74 (C)
 Williams, Tony 1988
 Williams, Wayne 1958
 Winkler, Harry 1966, 67, 68
 Wood, C.P. 1918
 Woods, J.P. 1928
 Woolery, Richard 1945
 Worley, Lee 1924
 Wright, Brent 1998, 99, 2000 (C), 2001 (C)

Y

Yeguete, Will 2011, 12, 13, 14
 Yinshannis, Frank 1939, 40, 41 (C)
 Yonge, J.E. 1916
 Young, Patric 2011, 12, 13, 14
 Young, Tyrone 1981

Z

Zdanzukas, Vincent 1939, 40, 41
 Zinn, James 1956, 57, 58

All-Time Managers

Adams, Garth (1985-86)
 Adel, Josh (Head Manager; 2008-12)
 Ahlberg, Rick (1973-76)
 Argo, Jennigs (1954)
 Argo, William Jr. (1955)
 Ausley, Chas. (Freshman Manager; 1927)
 Ball, Quentin (1996-2000)
 Barton, Brian (Head Manager; 1997-2002)
 Beckworth, Tarvis (1998)

Bell, Douglas (Freshman Manager; 1961)
 Benzion, Kyle (2011)
 Blinder, Eric (2006)
 Brendler, Charles (Varsity Manager; 1958)
 Brendler, Chuck (1959)
 Boley, Bob (Varsity Manager; 1929-30)
 Bopp, Jesse (2009)
 Boynton, William B. (1939-40)
 Buchert, Mike (1997-2001)
 Buhmeyer, Gary (Freshman Manager; 1960)
 Burkhardt, Dan (2010-11)
 Byrd, C.Y. "Check" (Varsity Manager; 1921-23)
 Carter, Evan (2010-11)
 Carter, Stott (1996-2001); Head Manager (2001)
 Cody, Neal (1962-63)
 Cook, Mike (1980-82)
 Cox, Daniel (1990-91)
 Crawford, Carl (Varsity Manager; 1960)
 Crayne, Bob (1977-78)
 Daigneault, Mark (2011-12)
 Darby, Tim (2001-04)
 Datz, Harold Jay (Freshman Manager; 1957)
 Davis, C.W. Butch (Freshman Manager; 1962)
 Donovan, Colby (2010-14); Head Manager (2013-14)
 Draper, Daryl (1992)
 Edwards, Brian (1993)
 Essrig, Marvin (Varsity Manager; 1940-42)
 Farring, Richmond R. (Freshman Manager; 1958)

Fitzpatrick, Cody (2016)

Fleet, Erwin (1944-47)
 Foote, Nicholas (1990)
 Fuller, Tom (Varsity Manager; 1925-27)
 Fryer, Byrd (Varsity Manager; 1935-36)
 Galloway, Wayne (1972-73)
 Gard, Casey (1987)
 Gatliff, Robert (Varsity Manager; 1964-65)
 Gilbert, Brandon (2012-14)
 Gilreath, Kyle (2005-09)
 Grimberg, Steven (1993-95)
 Grubar, Bob (1979)
 Guin, Jeff (1995-97; Head Manager 1997)

Gonzalez, Ben (2016)

Harby, Earl (1935)
 Hardin, Ryan (1993-94)
 Havery, Don (Freshman Manager; 1968-69)
 Herlong, Byron (Varsity Manager; 1933-34)
 Hewitt, Bobby (1988)
 Hyhdn, Sobal (Freshman Manager; 1928)
 Jamerson, LaVern (Varsity Manager; 1955-57)
 Jensen, David (Freshman Manager; 1951)
 Johnson, Bruce (Varsity Manager; 1951-53)
 Jones, Edgar (1923-24, Freshman Manager, 1923)
 Jones, Kirk (1988)
 Kalishman, Allen ("B" Team Manager; 1954)
 Kennedy, W.M. (1913)
 King, Ryan (2006-09)
 Klein, Tim (1988-90; Head Manager 1991-95)
 Klepper, Irving (Freshman Manager; 1936)
 Koontz, Joey (2006-09)

Krause, Mak (2015-16)

Kurtz, Jacob (2011)
 Lewis, Hal Graham (Freshman Manager; 1958)
 Loggins, George Lester (Varsity Manager; 1970-73)
 Madison, Bill (1920-21)
 Marinak, Bob (1987-88)
 Maultsby, Dan (Freshman Manager; 1935)
 McCall, Matt (Head Manager; 2002-06)
 McCarty, Dan (Varsity Manager; 1932-33)
 McClellan, Broward (Varsity Manager; 1930-31)
 McGinnis, Richard Alan (Freshman Manager; 1971-72)

McLain, James (Varsity Manager; 1949-50)
 Mervis, Chad (Head Manager; 2012-16)
 Miller, J.A. (1914)
 Miller, Mark (1991)
 Miller, Walter (Freshman Manager; 1955)
 Mitchell, Edward (Varsity Manager; 1938-39)
 Mixon, Mickey (Freshman Manager; 1942)
 Moats, David (2013-14)
 Moon, Lee (2003-05)

Moreland, Jordan (2013-16)

Morris, Brandon (2012)
 Neal, Cody (Varsity Manager; 1963)
 Newkirk, Jack (Freshman Manager; 1965-67)
 Nunez, Eddie (Head Manager; 2000)
 Nunez, Mike (1996-97)
 Owens, Marcus (Varsity Manager; 1928-29)

Paquiot, Richardson (2015-16)

Pent, Vennie (1960-61)
 Pittman, Wesley (2015-16)
 Poms, Eric (1985; Head Manager 1987-90)
 Pozatek, Bob (Head Manager; 1999-2002)
 Price, Jack (Freshman Manager; 1934)
 Pugh, John (Freshman Manager; 1963)
 Puldy, Stephen (Freshman Manager; 1956)
 Rafaniello, John (1985)
 Reeves, Brian (2002-05)
 Rion, Bill (Freshman Manager; 1942)
 Schneider, Al (1943)

Seitlin, Jack (Freshman Manager, 1939)

Seitz, Justin (2011)

Shelby, Saul (Freshman Manager; 1938)

Sidney, Richard (Varsity Manager; 1951)

Sikes, J. (1915)

Siverling, Matt (2003-04)

Smith, Jamie (2010)

Starkman, Daniel (2012-15; Head Manager 2015)

Stein, Mike (1993-96)

Thompson, Jack (Varsity Manager; 1927-28)

Thompson, William Lewis (Freshman Manager; 1950)

Vejraska, Cory (2014-15)

Visscher, Jon (1983-85; Head Manager 1985)

Waddell, Josh (1995-97)

Warren, Jack (2016)

Weathers, Scott (1987-88)

Webber, Owen (Varsity Manager; 1965-66)

Weinar, Mike (2005-08)

Weisman, Steve (1949)

Willys, Doug (Freshman Manager; 1969-70)

Winters, Ryan (2006-07)

Wise, Matt (2012-13)

Wittenstein, Joe (Varsity Manager; 1937-38)

Wolinski, Herbert (Freshman Manager; 1942)

Yarnall, William (Varsity Manager; 1931-32)

Yon, Peyton (Varsity Manager; 1936-37)

Young, Ben (Varsity Manager; 1968-69)

Zehner, Todd (1990), Head Manager (1993)

Zetrouer, Gary (1996-99; Head Manager 1999)

Zhelesnik, Greg (2010)

Assistant Coaches

Since 1950

Brown, James (1976-82)
 Burno, Rashon (2012-15)
 Buford, R.C. (1993-94)
 Grant, Anthony (1996-2006)
 Grubar, Dick (1973-78)
 Henderson, Brooks (1965-66)
 Henry, Billy (1970-72)
 Hughes, Rick (1989-90)
 Jones, Donnie (1996-2007)
 Kamla, Elden (1978-80)

Lanier, Rob (2007-11)

May, Dusty (2015-present)

McCachren, Jim (1949-72)
 McCall, Matt (2011-15)
 McCraney, Kenny (1982-89)
 McCullum, Robert (1990-96)
Mincy, Jordan (2015-present)
 Moore, Perry (1961-64)
 Nicholls, Biff (1980-83)
Nichols, Darris (2015-present)
 Ostrom, Tom (2002-04)
 Pelphrey, John (1996-2002, 2011-15)
 Pitino, Richard (2009-11)
 Preston, Lewis (2006-08)
 Roberts, Norm (2011-12)
 Robinson, Dave (1979-80)
 Shepherd, Mike (1994-96)
 Shyatt, Larry (2004-11)
 Smart, Shaka (2008-09)
 Speraw, Kirk (1990-93)
 Stevens, Bobby (1989-90)
 Stewart, Ron (1990-96)
 Swander, Bob (1960-61)
 Towe, Monte (1980-89)
 Truax, Terry (1973-76)
 Visscher, Ed (1978-80)
 Weber, Phil (1984-89)

Athletic Trainers

(Since 1950)

Barton, Bobby (1970-71)
 Cunningham, Jim (1963-65)
 Golin, Ernie (1969)
 Greathouse, Brady (1966-67)
 Griffith, Tony (1973-79)
 Jackson, Sidney (1961)
 Koenig, Chris (1992-2004)
 Lankford, Sam (1950-62)
 Mackie, Jim (1982-87)
 Lynn, Ken (1968)
 Mackie, Jim (1985-87)
 Schwake, Fred (1972)
 Sutton, Tony (1988-90)
 Webster, Keith (1980-81)
Werner, Dave (2004-present)

Strength and Conditioning Coordinators

(Since 1992)

Caldwell, Scott (1992-93)
 Glass, Rob (1997-99)
Greene, Preston (2011-present)
 Herring, Matt (2004-11)
 Moorer, Pat (1994-96)
 Webster, Scott (2000-04)

Video Coordinators

(Since 2001)

Beaupre, Adam (2005-11)
Blake, Jonathan (2015-present)
 Gash, Peter (2014-15)
 Hertz, Darren (2001-05)
 Winterbone, Oliver (2011-14)

ALL-TIME NUMERICAL ROSTER

The following numbers are legal: 0, 00, 1, 2, 3, 4, 5, 10, 11, 12, 13, 14, 15, 20, 21, 22, 23, 24, 25, 30, 31, 32, 33, 34, 35, 40, 41, 42, 43, 44, 45, 50, 51, 52, 53, 54 and 55. Team rosters can include 0 or 00, but not both. From 1958 to 1999 the numbers 1 and 2 were prohibited.

Note: Spring season designations used (e.g., 2016 for 2015-16 season).

0

Kasey Hill (2014-16)
Jacob Kurtz (2012-13)
Jonathan Mitchell (2008)

00

Brent Wright (1998-2001)
Ronnie Montgomery (1985-88)
Nino Lyons (1979)
Richard Gasper (1977-78)

1

DeVon Walker (2016)
Eli Carter (2014-15)
Kenny Boynton (2010-13)
Eloy Vargas (2009)
Brett Swanson (2006-07)
Anthony Roberson (2003-05)
Orien Greene (2001-02)

2

Brandone Francis-Ramirez (2016)
Corey Brewer (2005-07)
Mario Boggan (2003)
James White (2002)
Ronnie King (2000-01)

3

Devin Robinson (2015-16)
Mike Rosario (2012-13)
Ray Shipman (2009-10)
Brandon Powell (2007)
Seth Haimovitch (2002-04)
Eddie Shannon (1998-99)
Brian Thompson (1993-96)
Tim Turner (1991-92)
Pat Lawrence (1985-88)
Travis Benton (1984)
Marty Perry (1981)
Augie Greiner (1953)
Sonny Powell (1952)
George Hitchins (1951)

4

KeVaughn Allen (2016)
Patric Young (2011-14)
Kyle McClanahan (2009)
Shane Payne (2008)
Adrian Moss (2003-06)
Donnell Harvey (2000)
Mark Timinski (1997-99)
Antrone Lee (1996)
Craig Brown (1991-94)
Damon Dragotis (1988)
Joe Lawrence (1984-87)
Andre Corbeau (1953)
Thomas Mitchell (1952)
Bill Talbot (1951)

5

Alex Murphy (2015-16)
Scottie Wilbekin (2011-14)
Jai Lucas (2008)
Chris Capko (2003)
Teddy Dupay (1999-2001)
Jason Anderson (1993-95, 1997)
Andrew Moten (1984-87)
Joe Repass (1974)
Stan Friedman (1952)
Dick Weller (1951)

10

Dorian Finney-Smith (2014-16)
Cornelius Ingram (2005)
Christian Drejer (2004)
Brett Nelson (2000-03)
Greg Williams (1994-97)
Tony Davis (1993)
B.J. Carter (1990-91)
Jose Ramos (1989)
Patrick Aaron (1987-88)
Ronnie Montgomery (1985)
Mike Moses (1981-82)
Quan Roseboro (1980)
Norm "Bruno" Caldwell (1974-75)
Mark Thompson (1971)
Bob Nims (1953)

11

Chris Chiozza (2015-16)
Lexx Edwards (2014)
Braxton Ogbueze (2013)
Erving Walker (2009-12)
Taurean Green (2005-07)
Christian Drejer (2003)
Ronnie King (1999)
Jamaal Horton (1998)
Dan Williams (1995-98)
Scott Stewart (1990-93)
Vernon Maxwell (1985-88)
Dave King (1983)
Melvin Roseboro (1980)
Don Bostic (1974)
Tony Miller (1971-73)
Willie Ratliffe (1953)
Roy Roberts (1951)

12

Zach Hodskins (2016)
Dillon Graham (2013-15)
Lee Humphrey (2004-07)
Justin Hamilton (2000-03)
Dan Cross (1992-95)
Francisco Leon (1985)
Vernon Delancy (1981-84)
Tim Fletcher (1972-74)
Tony Duva (1971)
Curt Cunkle (1951)

13

Kevarrius Hayes (2016)
Joakim Noah (2005-07)
Mike Miller (1999-2000)
Willie Jackson (1990-91)
Wyndell Jenkins (1988-89)
Jimmy Cotton (1978-80)
Don Bostic (1975-77)

Darryl Ceravolo (1970-72)
Richard Vasquez (1968-69)
Joe Hobbs (1956-58)
Bob Davis (1953)
Theo Hampton (1952)
Elam Stokes (1951)

14

Lexx Edwards (2015-16)
Adam Allen (2008-2011)
Eddie Shannon (1996-97)
Darryl Gresham (1984-85)
John Jones (1957)
Teddy Copeland (1954-56)
Jay Hoffman (1952)
Ted Jaycox (1948-51)

15

John Egbunu (2016)
Will Yeguede (2011-14)
Walter Hodge (2006-2009)
Matt Bonner (2000-03)
Eddie Nunez (1997-98)
Martti Kuisma (1991-94)
Ken McCraney (1978-81)
Chuck Fritz (1977-78)
Greg Armstrong (1975-76)
Jerry Hoover (1970-72)
Mike Leatherwood (1968-69)
Lou Merchant (1961)
Walter Rabhan (1958)
Burt Touchberry (1954-57)
Harry Coe (1952-53)
Pete Petersen (1951)

20

Jhony Victor (2016)
Michael Frazier II (2013-15)
Kyle McClanahan (2010-11)
David Kliewer (2000-01)
Mike McFarland (1996-97)
Terry Edwards (1992)
Renaldo Garcia (1989-91)
Stephen Edelson (1988)
Reed Crafton (1986-87)
Danny Sheldon (1984-85)
Jeff Kelley (1983)
Bob Van Noy (1978-80)
Len Sanders (1976-77)
Tim Fletcher (1971)
Jerry Hoover (1969)
Bruce Moore (1964)
Taylor Stokes (1962-63)
Bobby Shiver (1961)
Rick Wheeler (1958)
Bob Emrick (1954-57)
Sonny Powell (1953)

21

Jon Horford (2015)
Dan Werner (2007-10)
Mohamed Abukar (2004)
Max Booker (2002)
Joel Reinhart (1994-97)
Louis Rowe (1991-92)
Tim Turner (1989-90)
Kenny McClary (1985-88)
Mike Aldridge (1979)

John Coy (1977-78)
Bob Lindsay (1975-76)
Jeff Miller (1969)
Ed Mahoney (1965-66)
Brad Baraks (1964)
Joe Meigs (1962)
Dick Hoban (1957-58)
Bill Leach (1951-52)

22

Michael Weisenberg (2008)
Jack Berry (2005-07)
Rashid Al-Kaleem (2003-04)
Kenyan Weaks (1997)
Stacey Poole (1990-93)
Chris Capers (1986-88)
David Visscher (1983-84)
Mike Milligan (1979-81)
Steve Porter (1976-78)
Chip Williams (1973-75)
Troy Walker (1972)
Jeff Miller (1970-71)
Kurt Feazel (1967-68)
Tom Baxley (1963-65)
Jim Jarrett (1962)
Ronnie Poh (1961)
Newell Fox (1958)
Charlie Pike (1956)
Hubert Morrow (1953)
George Hitchins (1952)
Harold Bert (1951)

23

Chris Walker (2014-15)
Bradley Beal (2012)
Alex Tyus (2008-2011)
Jonathan Mitchell (2007)
Garrett Tyler (2005)
Ryan Appleby (2004)
LaDarius Halton (1999-2002)
Hosie Grimsley (1990-93)
Clifford Lett (1986-89)
Charles Griffin (1983-84)
Rob Harden (1982)
Mark Giombetti (1979-81)
Ed Barnes (1977)
Gene Shy (1973-76)
Don Close (1972)
Hal Kelley (1971)
Kurt Feazel (1969)
Ed Lukko (1968)
Harry Dunn (1967)
Paul Morton (1964-66)
Neil Cody (1962)
Buddy Bales (1961)
Don Boone (1958)
John Burgess (1953)
Red Wetherington (1951)

24

Justin Leon (2016)
Zach Hodskins (2015)
Casey Prather (2011-14)
Allan Chaney (2009)
David Lee (2002-05)
Greg Stolt (1996-99)
George Jackson (1982-84)
John Adamson (1978-79)

Roger Rome (1973-74)
Hans Tanzler (1971)
Hal Kelley (1970)
Todd Lalich (1969)
Lanny Sommese (1963-64)
Gene Sadler (1962)
Paul Mosney (1961)
George Telepas (1958)
Charlie Smith (1956-57)
Harold Haskins (1945, 49, 51)

25

DeVon Walker (2013-14)
Chandler Parsons (2008-2011)
Garrett Tyler (2006-07)
Major Parker (1998-2001)
Kendrick Spruel (1996-97)
Brian Hogan (1989-92)
Ronnie Williams (1981-84)
Ric Clarson (1976-79)
Joe Repass (1975)
Skip Lewis (1969)
Mike Rollyson (1966-68)
Brooks Henderson (1963-65)
Eddie Clark (1962)
George Jung (1958-61)
Chuck Brendler (1957)
Tom Puschak (1953)
Andy Stevenson (1952)
Edgar Johnson (1949-51)

30

Jacob Kurtz (2014-15)
Kenny Kadji (2009-10)
Clayton Bates (1993-96)
Travis Schintzius (1990)
Rodney Williams (1982-83)
Tyrone Young (1981)
Jerry Moore (1973-74)
Ernest Lorenz (1971)
Nick Fotiue (1968-70)
Edd Poore (1964-67)
Carlos Morrison (1962-63)
John Eggleston (1953)

31

Jeremy Ulmer (1991-92)
Scooter Houston (1970)
Mike McGinnis (1968)
Gary Keller (1964-67)
Richard Leibowitz (1963)
Lou Merchant (1962)
Jim Zinn (1956-58)
Larry Scott (1953)
Howie Teshner (1952)
Harry Manee (1951)

32

Schuyler Rimmer (2016)
Vernon Macklin (2010-2011)
Chris Richard (2004-07)
Patrick O'Connor (1998-99)
LeRon Williams (1995-96)
Nick Sanchez (1992)
Livingston Chatman (1988-89, 91)
Cornelius Brodus (1985-86)
Tony Rogers (1982-83)
John Corso (1979)

ALL-TIME NUMERICAL ROSTER

Al Bonner (1975-78)
Tom Purvis (1970-71)
Vernon Chewning (1969)
David Miller (1966-68)
Dick Tomlinson (1963-65)
Joe Metzger (1962)
Carlos Morrison (1961)
John Tringas (1952-53)
Nelson Vinal (1951)

33

Erik Murphy (2010-13)
Nick Calathes (2008-2009)
David Huertas (2006)
Adriel Davis (2000-01)
Greg Cristell (1996)
Tony Mickens (1994-95)
Darryl Findley (1991)
Dwayne Schintzius (1987-90)
Jon Currington (1986)
Nabe Palmer (1982-84)
Tony Matthews (1980)
Jerry Moore (1975-76)
Steve Williams (1972-74)
Ed Lukco (1969-71)
Harry Winkler (1965-68)
Tom Barbee (1962-63)
Neil Cody (1961)
Charlie Pike (1958)
Ron Stokely (1956-57)
Harold Schulman (1949-51)

34

Cody Larson (2012)
Marreese Speights (2007-08)
Obiora Nnaji (1998-99)
John Griffiths (1994-97)
Michael Kerr (1989-90)
Johnny Walker (1989)
Tony Williams (1988)
Melven Jones (1986-87)
Roger Rome (1975)
Mark Thompson (1972-74)
Cliff Cox (1970-71)
Boyd Welsch (1967-69)
Mike McGinnis (1966)
Bill Koss (1963-65)
Cliff Luyk (1960-62)
Teddy Copeland (1953)
Rick Casares (1952)
Chonny Meyers (1949-51)

35

Walter Pitchford (2012)
Greg Cristell (1997-98)
Dametri Hill (1993-96)
Mike Lederman (1973-76)
Malcom Meeks (1972)
Bill Nagle (1971)
Tony Duva (1968-70)
Skip Highley (1965-67)
Jerry Gates (1964)
Buddy Bales (1962-63)
Joe Meigs (1961)
Lew Doss (1955-56)
Harry Hamilton (1947-49, 1951)

40

Hudson Fricke (2009-10)
Svein Dyrkolbotn (1992-95)
Eugene McDowell (1982-85)
Jerry Bellamy (1978-80)
Bob Smyth (1974-77)
Dan Boe (1970-72)
Jeff Ramsey (1965-67)
Mont Highly (1963-64)
Jerry Henderson (1956-58)
Curtis Cunkle (1953)

41

Neal Walk (1967-69)
Bob Hoffmann (1963-65)
Wayne Williams (1955-58)
Frank Dryden (1951)

42

Billy Donovan (2014)
Rod Tishman (2009-10)
Al Horford (2005-07)
Bonell Colas (2001-04)
Erron Kinney (1997)
Cesar Portillo (1989)
Mark Saso (1984-86)
Malcolm Cesare (1976-79)
Don Close (1974-75)
Kevin Van Ness (1972)
Earl Findley (1970-71)
Gary McElroy (1966-68)
Richard Roher (1957-58)
Roger Benefield (1956)
Les Johnson (1951)

43

Randall Leath (1982-85)
Taylor Stokes (1965)
Bob Nichols (1956)
Jerry Billings (1951)

44

Matt Walsh (2003-05)
Damen Maddox (1995-98)
Jermaine Carlton (1993)
Gary Willoughby (1991)
Kelly McKinnon (1989-90)
Rollie Castineyra (1984-87)
Reggie Hannah (1978-80)
Aaron Bryant (1976)
Bob Lindsay (1975)
Curt Shellabarger (1973-74)
Gary Waddell (1970-72)
Robert Agee (1969)
Richard Peek (1964)
Joe Metzger (1961)
Bob Sherwood (1958)
Larry Gangi (1955-57)
Roy Roberts (1953)
Russell Briggs (1951)

45

Maurice McDaniel (1979-80)
Doug Brown (1972)
Robert Agee (1971)
Andy Owens (1968-70)
Bob Hoffmann (1966)
Rick Casares (1953)

50

Udonis Haslem (1999-2002)
Dan Williams (1998)
Dwayne Davis (1988-91)
Tim Strawbridge (1980-81)
Mike Brown (1979)
Larry Brewster (1975-78)
Billy Graham (1957)

51

Augie Greiner (1955-56)

52

Kenyan Weaks (1998-2000)
Bill Gurley (1988)
Chip Watts (1981)

53

Ronnie King (2002)

54

Ken Van Ness (1971)
Robert Agee (1970)

55

Jason Williams (1998)
Greg Stoltz (1996)
Andrew DeClercq (1992-95)
Wade Harris (1982-83)
Jim Grandholm (1980)

Updates prior to 1950 via the 1950-51 media guide.

Neal Walk

The only player in Florida history to have his number retired...Walk had his number 41 retired following the 1968-69 season...Walk was the first All-American in school history when he was named second-team All-America in 1968...He was a third-team selection in 1969...All-SEC selection in 1968 and 1969...Voted the seventh-best player in the nation in 1968 and led the nation in rebounding during the 1968 season with a 19.8 average...Set 22 game, season and career records during his UF career...Finished career as the career record holder in all but two categories...Hit 18 free throws vs. LSU to set a then-school record...Was a first-round draft pick and the second overall (behind UCLA's Lew Alcindor) in the NBA Draft...Played in the NBA for eight years with Phoenix, New Orleans and New York.

Walk's Career Florida Stats

Season	G	FGM-FGA	PCT	FTM-FTA	PCT	REB	AVG	TP	AVG
1966-67	25	109-210	.519	70-97	.722	206	8.2	288	11.5
1967-68	25	239-507	.471	185-244	.758	494	19.8	663	26.5
1968-69	27	224-465	.482	201-278	.723	481	17.8	649	24.0
Totals	77	572-1182	.484	456-619	.737	1181	15.3	1600	20.8

Walk's Career NBA Stats

Team	Year	Games	Points	Avg	Rebounds	Avg
Phoenix	1969-70	82	669	8.2	455	5.5
Phoenix	1970-71	82	1,057	12.9	674	8.2
Phoenix	1971-72	81	1,268	15.7	665	8.2
Phoenix	1972-73	81	1,635	20.2	1,006	12.4
Phoenix	1973-74	82	1,381	16.8	837	10.2
New Orleans/New York	1974-75	67	482	7.2	339	5.1
New York	1975-76	82	603	7.4	389	4.7
New York	1976-77	11	62	5.6	27	2.5
Career Totals	8 Seasons	568	7,157	12.6	4,392	7.7
<i>Playoffs</i>						
Phoenix	1969-70	5	40	8.0	35	7.0
New York	1974-75	3	10	3.3	5	1.7



INDIVIDUAL HONORS

All-Americans

1957-58	Joe Hobbs	Helms Athletic Foundation (10-man Third Team)
1964-65	Brooks Henderson	Helms Athletic Foundation (36-man Team)
1967-68	Neal Walk	Associated Press (Five-man Second Team) United Press International (Five-man Second Team)
1968-69	Neal Walk	Associated Press (Five-man Third Team) United Press International (Five-man Third Team)
1969-70	Andy Owens	Helms Athletic Foundation (36-man Team)
1987-88	Livingston Chatman	Associated Press (Five-man All-Freshman Team)
	Vernon Maxwell	Associated Press (Honorable Mention)
1988-89	Dwayne Schintzius	Associated Press (Honorable Mention) United Press International (Honorable Mention) The Sporting News
1992-93	Stacey Poole	Associated Press (Honorable Mention)
1993-94	Dan Cross	Associated Press (Honorable Mention)
1994-95	Dan Cross	Associated Press (Honorable Mention)
1998-99	Mike Miller	Sports Illustrated All-Freshman Basketball News' All-Freshman (First Team)
1999-2000	Donnell Harvey	Basketball News' All-Freshman (First Team)
2000-01	Teddy Dupay	Associated Press (Honorable Mention)
	Udonis Haslem	Associated Press (Third Team)
	Brett Nelson	Associated Press (Honorable Mention) ESPN.com (Third Team)
2001-02	Matt Bonner	Associated Press (Honorable Mention)
	Udonis Haslem	Associated Press (Honorable Mention)
2002-03	Matt Bonner	Associated Press (Honorable Mention) Sports Illustrated.com (Honorable Mention)
2003-04	Anthony Roberson	Associated Press (Honorable Mention)
2004-05	Anthony Roberson	Associated Press (Honorable Mention)
2005-06	Joakim Noah	Associated Press (Honorable Mention) Basketball Times (Third Team)
2006-07	Joakim Noah	Associated Press (Second Team) Wooden All-America Team NABC All-America (Second Team) USBWA All-America (Second Team)
	Al Horford	Associated Press (Third Team) Basketball Times (Second Team) NABC All-America (Second Team)
	Corey Brewer	Associated Press (Honorable Mention)
	Taurean Green	Associated Press (Honorable Mention)
2010-11	Chandler Parsons	Associated Press (Honorable Mention)
2013-14	Scottie Wilbekin	Associated Press (Third Team) NABC All-America (Third Team) Sporting News (Third Team) USA Today (Honorable Mention)
	Casey Prather	Associated Press (Honorable Mention) Wooden All-America USA Today (Honorable Mention)
	Patric Young	Associated Press (Honorable Mention) Senior CLASS

ESPN.com Coach of the Year

2000-01 Billy Donovan

United States Sports Academy Coach of the Year

2007 Billy Donovan

Regional Coach of the Year

1999-2000	Billy Donovan	NABC District VI
2002-03	Billy Donovan	NABC District VI
2010-11	Billy Donovan	USBWA District IV
2012-13	Billy Donovan	NABC District 21
2013-14	Billy Donovan	USBWA District IV

NABC Pete Newell Big Man of the Year

2013-14 Patric Young

Regional Player of the Year

2010-11 Chandler Parsons USBWA District IV

All-Region Teams

1998-99	Mike Miller	USBWA District IV (Second Team) NABC District VI (Second Team)
1999-2000	Mike Miller	NABC District VI (First Team) USBWA District IV (First Team) Basketball News All-South Region
	Udonis Haslem	NABC District VI (Second Team)
	Donnell Harvey	NABC District VI (Second Team)
2000-01	Udonis Haslem	NABC District VI (First Team) USBWA District IV (First Team)
	Brett Nelson	NABC District VI (First Team) USBWA District IV (First Team)

2001-02	Matt Bonner	USBWA District IV (First Team) Basketball Times All-South Team
	Udonis Haslem	USBWA District IV (First Team) Basketball Times All-South Team
	Brett Nelson	NABC/Pontiac District VI (First Team)
2002-03	Matt Bonner	USBWA District IV (First Team) NABC District VI (First Team)
2003-04	Anthony Roberson	USBWA District IV (First Team) NABC District VI (First Team)
	David Lee	NABC District VI (Second Team)
2004-05	Anthony Roberson	USBWA District IV (First Team) NABC District VI (First Team)
	David Lee	NABC District VI (Second Team)
2005-06	Joakim Noah	USBWA District IV (First Team) NABC District VI (First Team)
	Taurean Green	USBWA District IV (First Team) NABC District VI (First Team)
	Corey Brewer	NABC District VI (Second Team)
	Al Horford	NABC District VI (Second Team)
2006-07	Joakim Noah	USBWA All-District NABC All-District (First Team)
	Al Horford	USBWA All-District NABC All-District (First Team)
	Corey Brewer	USBWA All-District NABC All-District (Second Team)
	Taurean Green	NABC All-District (First Team)
2007-08	Nick Calathes	USBWA All-District IV (First Team) NABC All-District VI (First Team)
2008-09	Nick Calathes	USBWA All-District IV (First Team) NABC All-District 21 (First Team)
2010-11	Chandler Parsons	NABC All-District 21 (First Team) USBWA All-District IV (First Team)
	Erving Walker	NABC All-District 21 (Second Team)
2011-12	Bradley Beal	NABC All-District 21 (Second Team) USBWA All-District IV
	Kenny Boynton	NABC All-District 21 (Second Team) USBWA All-District IV
2012-13	Erik Murphy	NABC All-District 21 (First Team)
	Kenny Boynton	NABC All-District 21 (Second Team) USBWA All-District IV
2013-14	Casey Prather	USBWA All-District IV
	Scottie Wilbekin	USBWA All-District IV
2015-16	Dorian Finney-Smith	NABC All-District 21 (First Team)

National Individual Statistical Champions

1968	Neal Walk	Rebounding Average (19.8, 494 in 25 games)
1989	Dwayne Davis	FG Pct. (.622, 179-248)

SEC Individual Statistical Champions

1961-62	Cliff Luyk	Rebounding (15.3 rpg, 352 in 23 games)
1966-67	Gary Keller	Rebounding (11.3 rpg, 282 in 25 games)
1967-68	Neal Walk	Rebounding (19.8 rpg, 494 in 25 games)
1968-69	Neal Walk	Rebounding (17.9 rpg, 464 in 26 games)
1971-72	Tony Miller	Scoring (26.7 ppg, 507 in 19 games)
1974-75	Bruno Caldwell	Free Throw Percentage (.887, 102-115)
1975-76	Gene Shy	Free Throw Percentage (.844, 103-122)
1976-77	Al Bonner	Free Throw Percentage (.863, 82-95)
1981-82	Ronnie Williams	Scoring (21.3 ppg, 575 in 27 games)
1982-83	Eugene McDowell	Field Goal Percentage (.646, 203-314)
1986-87	Chris Capers	Field Goal Percentage (.629, 110-175)
	Dwayne Schintzius	Blocks (2.8 bpg, 95 in 34 games)
1987-88	Ronnie Montgomery	Assists (5.6 apg, 189 in 34 games)
	Dwayne Schintzius	Blocks (2.4 bpg, 84 in 35 games)
1988-89	Dwayne Schintzius	Rebounding (9.7 rpg, 290 in 30 games)
	Dwayne Davis	Field Goal Percentage (.722, 179-248)
1994-95	Dan Cross	Free Throw Percentage (.843, 150-178)
1996-97	Greg Stolt	Free Throw Percentage (.847, 100-118)
1997-98	Kenyan Weaks	3-Pt FG Pct. (.508, 61-120)
1998-99	Greg Stolt	3-Pt FG Pct. (.438, 78-178)
2000-01	Udonis Haslem	Field Goal Percentage (.562, 159-283)
2002-03	Matt Bonner	3-Pt FG Pct. (.474, 63-133)
2003-04	Anthony Roberson	3-Pt FG Pct. (.425, 99-233) 3-Pt FG Per Game (3.3)
2004-05	Anthony Roberson	Free Throw Percentage (.900, 81-90)
2005-06	Joakim Noah	Field Goal Percentage (.627, 202-322)
	Lee Humphrey	3-Pt. FG Pct. (.459, 113-246)
2006-07	Taurean Green	Free Throw Percentage (.849, 141-166)
	Lee Humphrey	3-Pt. FG Pct. (.459, 113-246)
	Al Horford	Defensive Rebounds (6.95 per game)
2007-08	Nick Calathes	Assists (6.1 apg, 221 in 36 games)
2008-09	Nick Calathes	Assists (6.4 apg, 231 in 36 games)
2011-12	Erving Walker	Assist/Turnover Ratio (2.24, 170/76)
2012-13	Erik Murphy	3-Pt FG Pct. (.453, 72-159)

INDIVIDUAL HONORS

	Scottie Wilbekin	Assist/Turnover Ratio (2.35, 174/74)
2013-14	Michael Frazier II	3-Pt. FG Pct. (.447, 118-264)
	Casey Prather	Field Goal percentage (.603, 190-315)

SEC Individual Records

1988-89	Dwayne Davis	Season FG Percentage, min 200 attempts (.722 - 179-248)
1988-91	Dwayne Davis	Career FG Percentage, min 500 attempts (.641 - 572-892)
1984-87	Joe Lawrence	Career 3-Point FG Percentage, min. 100 att. (.504 - 64-127)

NCAA Tournament Records

2006	Joakim Noah	Single Tournament Blocked Shots (29)
2004-07	Lee Humphrey	Career 3-Pt. Leader (47)

SEC Coach of the Year

1991-92	Lon Kruger (AP/Coaches)
1993-94	Lon Kruger (AP/Coaches)
2010-11	Billy Donovan
2012-13	Billy Donovan
2013-14	Billy Donovan

SEC Player of the Year

2010-11	Chandler Parsons
2013-14	Scottie Wilbekin

SEC Freshman of the Year

1980-81	Ronnie Williams
1983-84	Andrew Moten
2002-03	Anthony Roberson
2007-08	Nick Calathes (co-recipient)

SEC Newcomer of the Year

2007-08	Nick Calathes
---------	---------------

SEC Defensive Player of the Year

2005-06	Corey Brewer (co-recipient)
2013-14	Patric Young

SEC Sixth Man of the Year

2006-07	Chris Richard
2013-14	Dorian Finney-Smith

All-SEC Selections

1949-50	Hans Tanzler	Associated Press (Third Team)
1950-51	Harry Hamilton	Associated Press (Third Team)
1951-52	Rick Casares	Associated Press (Second Team)
1952-53	Curt Cunkle	Associated Press (First Team)
	Rick Casares	Associated Press (Second Team)
1954-55	Bob Emrick	Associated Press (Second Team)
	Sonny Powell	Associated Press (Third Team)
1955-56	Bob Emrick	Associated Press (Third Team)
1956-57	Joe Hobbs	Associated Press (Second Team)
		Coaches (10-man Team)
1957-58	Joe Hobbs	Associated Press (First Team)
		Coaches (10-man Team)
1960-61	Lou Merchant	Associated Press (Second Team)
		Coaches (10-man Team)
1961-62	Cliff Luyk	Associated Press (Second Team)
		Coaches (10-man Team)
1962-63	Tom Baxley	Associated Press (Third Team)
1963-64	Brooks Henderson	Associated Press (Second Team)
1964-65	Brooks Henderson	Associated Press (Third Team)
		United Press International (Second Team)
		Coaches (10-man Team)
1965-66	Gary Keller	Associated Press (Second Team)
		United Press International (Second Team)
		Coaches (10-man Team)
1966-67	Skip Highley	Associated Press (Second Team)
		Coaches (10-man Team)
	Gary Keller	Associated Press (Second Team)
		United Press International (First Team)
		Coaches (10-man Team)
	David Miller	Associated Press (Honorable Mention)
1967-68	Andy Owens	Associated Press (Honorable Mention)
	Neal Walk	Associated Press (First Team)
		United Press International (First Team)
		Coaches (First Team)
1968-69	Neal Walk	Associated Press (First Team)
		United Press International (First Team)
		Coaches (10-man Team)
	Andy Owens	Associated Press (Third Team)
1969-70	Andy Owens	Associated Press (First Team)

		United Press International (Second Team)
		Coaches (10-man Team)
1970-71	Jerry Hoover	Associated Press (Third Team)
	Tony Miller	Associated Press (Third Team)
1971-72	Tony Miller	Associated Press (First Team)
		United Press International (First Team)
		Coaches (10-man Team)
1972-73	Chip Williams	Associated Press (Second Team)
	Tony Miller	United Press International (Second Team)
1973-74	Chip Williams	Associated Press (First Team)
		United Press International (First Team)
		Coaches (11-man Team)
1974-75	Gene Shy	Associated Press (Third Team)
	Chip Williams	Associated Press (Third Team)
		United Press International (Third Team)
1975-76	Gene Shy	Associated Press (Third Team)
		United Press International (Third Team)
	Bob Smyth	Associated Press (Third Team)
		United Press International (Third Team)
1976-77	Bob Smyth	Associated Press (Second Team)
		United Press International (Third Team)
		Coaches (10-man Team)
	Al Bonner	United Press International (Third Team)
1977-78	Richard Gasper	Coaches (10-man Team)
1978-79	Malcolm Cesare	United Press International (Third Team)
1979-80	Reggie Hannah	Associated Press (Third Team)
		United Press International (Third Team)
1980-81	Vernon Delancy	Associated Press (Third Team)
		United Press International (Third Team)
1980-81	Ronnie Williams	Associated Press (Third Team)
		United Press International (Second Team)
		Coaches (11-man Team)
1981-82	Ronnie Williams	Associated Press (Second Team)
		United Press International (Second Team)
		Coaches (11-man Team)
1982-83	Ronnie Williams	Associated Press (Second Team)
		United Press International (Second Team)
	Eugene McDowell	Associated Press (Third Team)
		Coaches (10-man Team)
1983-84	Ronnie Williams	Associated Press (Second Team)
		United Press International (Second Team)
		Coaches (10-man Team)
	Eugene McDowell	Associated Press (Third Team)
1984-85	Eugene McDowell	Associated Press (First Team)
		United Press International (First Team)
		Coaches (10-man Team)
	Andrew Moten	Associated Press (Second Team)
		United Press International (Second Team)
1985-86	Vernon Maxwell	Associated Press (Second Team)
		United Press International (Second Team)
		Coaches (10-man Team)
	Andrew Moten	Associated Press (Second Team)
		United Press International (Second Team)
1986-87	Vernon Maxwell	Associated Press (First Team)
		United Press International (First Team)
		Coaches (10-man Team)
	Andrew Moten	Associated Press (Second Team)
		United Press International (Second Team)
		Coaches (10-man Team)
1987-88	Vernon Maxwell	Associated Press (First Team)
		United Press International (First Team)
		Coaches (First Team)
	Dwayne Schintzius	Associated Press (Third Team)
		United Press International (Second Team)
1988-89	Dwayne Schintzius	Associated Press (First Team)
		United Press International (First Team)
		Coaches (First Team)
	Livingston Chatman	Associated Press (Third Team)
		United Press International (Third Team)
	Dwayne Davis	Associated Press (Third Team)
		United Press International (Third Team)
1989-90	Clifford Lett	Associated Press (Third Team)
	Dwayne Davis	Associated Press (Third Team)
		United Press International (Second Team)
1990-91	Dwayne Davis	Associated Press (Second Team)
		Coaches (First Team)
1991-92	Stacey Poole	Associated Press (Second Team)
		Coaches (11-man Team)
1992-93	Stacey Poole	Associated Press (First Team)
		Coaches (First Team)
		Players (First Team)

INDIVIDUAL HONORS

	Andrew DeClercq	Coaches (Second Team) Players (Second Team)
1993-94	Dan Cross	Associated Press (First Team) Coaches (First Team)
	Craig Brown	Associated Press (Second Team) Coaches (Second Team)
	Andrew DeClercq	Associated Press (Third Team) Coaches (Third Team)
1994-95	Dan Cross	Associated Press (First Team) Coaches (First Team)
	Andrew DeClercq	Associated Press (Third Team) Coaches (First Team)
1995-96	Dametri Hill	Associated Press (Second Team) Coaches (Second Team)
1996-97	Greg Stolt	Coaches (Third Team)
1997-98	Jason Williams	Associated Press (Honorable Mention)
1998-99	Udonis Haslem	Coaches (Third Team)
	Mike Miller	Coaches (Third Team)
1999-00	Mike Miller	Associated Press (Second Team) Coaches (Unanimous First Team)
	Udonis Haslem	Associated Press (Third Team) Coaches (Third Team)
	Teddy Dupay	Associated Press (Third Team)
	Kenyan Weaks	Associated Press (Third Team)
2000-01	Udonis Haslem	Associated Press (First Team) Coaches (First Team)
	Brett Nelson	Associated Press (First Team) Coaches (First Team)
	Matt Bonner	Associated Press (Third Team)
2001-02	Udonis Haslem	Associated Press (First Team) Coaches (First Team)
	Matt Bonner	Associated Press (Second Team) Coaches (Second Team)
	Brett Nelson	Associated Press (Second Team) Coaches (Second Team)
2002-03	Matt Bonner	Associated Press (First Team) Coaches (First Team)
2003-04	Anthony Roberson	Associated Press (First Team) Coaches (First Team)
	Matt Walsh	Associated Press (Second Team) Coaches (Second Team)
	David Lee	Associated Press (Third Team) Coaches (Second Team)
2004-05	Anthony Roberson	Associated Press (First Team) Coaches (First Team)
	David Lee	Associated Press (Second Team) Coaches (First Team)
	Matt Walsh	Coaches (Second Team)
2005-06	Joakim Noah	Associated Press (First Team) Coaches (First Team)
	Taurean Green	Associated Press (Second Team) Coaches (Second Team)
	Al Horford	Associated Press (Honorable Mention) Coaches (Second Team)
2006-07	Corey Brewer	Associated Press (Honorable Mention)
	Al Horford	Associated Press (First Team) Coaches (First Team)
	Corey Brewer	Associated Press (Second Team) Coaches (First Team)
	Joakim Noah	Associated Press (Second Team) Coaches (First Team)
	Taurean Green	Associated Press (Honorable Mention) Coaches (Second Team)
2007-08	Nick Calathes	Associated Press (Second Team) Coaches (Second Team)
2008-09	Nick Calathes	Associated Press (First Team) Coaches (First Team)
2009-10	Erving Walker	Coaches (Second Team)
2010-11	Chandler Parsons	Associated Press (First Team) Coaches (First Team)
	Erving Walker	Associated Press (Second Team) Coaches (Second Team)
	Kenny Boynton	Associated Press (Honorable Mention) Coaches (Second Team)
2011-12	Bradley Beal	Associated Press (Second Team) Coaches (First Team)
	Kenny Boynton	Associated Press (Second Team) Coaches (First Team)
	Erving Walker	Associated Press (Honorable Mention) Coaches (Second Team)
2012-13	Erik Murphy	Associated Press (First Team) Coaches (First Team)
	Kenny Boynton	Associated Press (Honorable Mention) Coaches (Second Team)
	Mike Rosario	Associated Press (Honorable Mention)

	Patric Young	Coaches (Second Team) Associated Press (Honorable Mention) Coaches (Second Team)
	Scottie Wilbekin	Associated Press (Honorable Mention)
2013-14	Casey Prather	Associated Press (First Team) Coaches (First Team)
	Scottie Wilbekin	Associated Press (First Team) Coaches (First Team)
	Patric Young	Associated Press (Second Team) Coaches (Second Team)
2014-15	Dorian Finney-Smith	Coaches (Second Team)
2015-16	Dorian Finney-Smith	Coaches (Second Team) Associated Press (Third Team)

SEC All-Tournament Teams

(1933-2008, 2012; Also served as All-SEC Team from 1933-48)

1934	Jim Hughes	G - First Team
	Bob Warner	C - Second Team
	Welcome Shearer	G - Second Team
1952	Rick Casares	F - Second Team
1985	Andrew Moten	G
1988	Vernon Maxwell	G
1989	Livingston Chatman*	F
	Dwayne Schintzius	C
1994	Craig Brown	G
2004	Anthony Roberson	G
2005	Matt Walsh*	G
	David Lee	F
2006	Taurean Green*	G
	Corey Brewer	G/F
	Joakim Noah	F/C
2007	Al Horford*	F/C
	Corey Brewer	F
	Taurean Green	G
	Joakim Noah	F
2012	Bradley Beal	G
	Erik Murphy	F
2013	Kenny Boynton	G
	Erik Murphy	F
2014	Scottie Wilbekin*	G
	Michael Frazier II	G
	Patric Young	C

*Most Valuable Player

SEC All-Freshman Teams

1986-87	Dwayne Schintzius
1987-88	Livingston Chatman
1990-91	Craig Brown
1991-92	Andrew DeClercq
1997-98	Brent Wright
1998-99	Teddy Dupay Udonis Haslem Mike Miller
1999-2000	Donnell Harvey
2001-02	David Lee
2002-03	Anthony Roberson Matt Walsh
2004-05	Corey Brewer
2007-08	Nick Calathes Jai Lucas Chandler Parsons
2008-09	Erving Walker
2009-10	Kenny Boynton
2010-11	Patric Young
2011-12	Bradley Beal
2012-13	Michael Frazier II
2014-15	Devin Robinson
2015-16	KeVaughn Allen

SEC All-Defensive Team

2012-13	Scottie Wilbekin Patric Young
2013-14	Scottie Wilbekin Patric Young

SEC Good Works/Community Service Team

1999	Patrick O'Connor
2000	Brent Wright
2001	Matt Bonner
2002	Matt Bonner
2003	Matt Bonner
2004	David Lee
2005	David Lee

INDIVIDUAL HONORS

2006	Lee Humphrey
2007	Lee Humphrey
2008	Walter Hodge
2009	Walter Hodge
2010	Dan Werner
2011	Chandler Parsons
2012	Will Yeguete
2013	Patric Young
2014	Will Yeguete
2015	Jacob Kurtz
2016	DeVon Walker

Legends of SEC Basketball Honorees

1999	Tony Miller
2000	Neal Walk
2001	Andy Owens
2002	Chip Williams
2003	Gary Keller
2004	Gene Shy
2005	Stacey Poole
2006	Andrew Moten
2007	Andrew DeClercq
2008	Dan Cross
2009	Eugene McDowell
2010	Bob Emrick
2011	Craig Brown
2012	Mike Miller
2013	Bill Koss
2014	Greg Stolt
2015	Eddie Shannon
2016	Lee Humphrey

Academic All-Americans of the Year

2001-02	Matt Bonner
2002-03	Matt Bonner

Creamland Dairies College Basketball Student-Athlete of the Year

2002-03 Matt Bonner

Academic All-Americans

1968-69	Mike Leatherwood	Third Team
1969-70	Andy Owens	Second Team
1971-72	Tony Miller	Second Team
1977-78	Ric Clarson	Sixth Team
2000-01	Matt Bonner	Second Team
2001-02	Matt Bonner	First Team
2002-03	Matt Bonner	First Team
2005-06	Lee Humphrey	Second Team
2006-07	Lee Humphrey	First Team
2013-14	Patric Young	Third Team

SEC Scholar-Athlete of the Year

2005-06	Lee Humphrey
2006-07	Lee Humphrey
2009-10	Ray Shipman
2011-12	Patric Young
2012-13	Patric Young
2013-14	Patric Young

NCAA Postgraduate Scholarship Recipients

1969-70	Andy Owens
1972-73	Tony Miller
2002-03	Matt Bonner
2006-07	Lee Humphrey

SEC Academic Honor Roll

1962-63	Tom Baxley	Second Team
1963-64	Brooks Henderson	First Team
	Tom Baxley	Second Team
	Skip Highley	Second Team
1964-65	Brooks Henderson	First Team
	Tom Baxley	Second Team
1966-67	Gary Keller	First Team
	Skip Highley	First Team
	Boyd Welsch	Honorable Mention
1968-69	Andy Owens	First Team
	Mike Leatherwood	First Team
1969-70	Andy Owens	First Team

1970-71	Ed Lukco	Second Team
	Tony Duva	Honorable Mention
1971-72	Tony Miller	First Team
	Jerry Hoover	Second Team
1972-73	Tony Miller	First Team
1973-74	Don Bostic	Honorable Mention
1974-75	Chip Williams	First Team
	Al Bonner	Second Team
	Larry Brewster	Honorable Mention
1975-76	Bob Smyth	First Team
	Mike Lederman	First Team
	Al Bonner	Second Team
	Don Bostic	Second Team
1976-77	Bob Smyth	First Team
	Al Bonner	First Team
	Larry Brewster	First Team
	Ric Clarson	Honorable Mention
	Don Bostic	Honorable Mention
	Chuck Fritz	Honorable Mention
1977-78	Larry Brewster	First Team
	Ric Clarson	First Team
	Chuck Fritz	First Team
1978-79	Ric Clarson	First Team
1984-85	Rollie Castineyra	Public Relations/3.05
	Joe Lawrence	Engineering/3.60
	Danny Sheldon	Management/3.00
1985-86	Joe Lawrence	Engineering/3.53
	Pat Lawrence	Business/3.53
1986-87	Joe Lawrence	Industrial Engineering/3.31
	Pat Lawrence	Finance/3.09
1987-88	Bill Gurley	Computer Science/3.77
	Pat Lawrence	Finance/3.06
1992-93	Clayton Bates	Exercise & Sports Science/3.05
	Svein Dyrkolbotn	Electrical Engineering/3.05
	Martti Kuisma	Economics/3.26
1993-94	Martti Kuisma	Economics/3.10
1994-95	Clayton Bates	Sports Medicine/3.09
	Andrew DeClercq	History/3.20
	Svein Dyrkolbotn	Civil Engineering/3.28
	Joel Reinhart	Exercise & Sports Science/3.01
	Dan Williams	Ath. Administration/3.12
1995-96	Clayton Bates	Exercise & Sports Science/3.84
	Joel Reinhart	Exercise & Sports Science/3.17
	Dan Williams	Exercise & Sports Science/3.27
1996-97*	Greg Cristell	Business Administration/3.40
	Mike McFarland	Microbiology/3.89
	Eddie Nunez	Exercise & Sports Science/3.00
	Joel Reinhart	Exercise & Sports Science/3.03
	Greg Stolt	Exercise & Sports Science/3.24
	Dan Williams	Exercise & Sports Science/3.10*
1997-98	Greg Cristell	Business Administration/3.38
	Mike McFarland	Microbiology/3.96
	Obiora Nnaji	Political Science/3.19
	Eddie Nunez	Sports Management/3.24
	Greg Stolt	Sports Management/3.01
	Dan Williams	Sports Management/3.56
1998-99	Obiora Nnaji	Political Science/3.13
	Patrick O'Connor	Political Science/4.00
	Greg Stolt	Sports Management/3.47
	Mark Timinski	Business/3.15
	Brent Wright	Sociology/3.18
1999-00	Teddy Dupay	Sociology/3.38
2000-01	Matt Bonner	Business
	Teddy Dupay	Sociology
	David Kliewer	Finance
2001-02	Matt Bonner	Business Administration
	LaDarius Halton	Sociology
	Brett Nelson	Sociology
	David Kliewer	Sociology
	Brent Wright	Finance
2002-03	Matt Bonner	Business Administration
	Seth Haimovitch	Sport Management
	David Lee	Sociology
2003-204	Seth Haimovitch	Sport Management
	David Lee	Sociology
2004-05	David Lee	Sociology
	Lee Humphrey	Exercise and Physiology
2005-06	Jack Berry	Business
	Corey Brewer	Social and Behavioral Sciences
	Al Horford	Social and Behavioral Sciences
	Lee Humphrey	Exercise and Physiology
	Garrett Tyler	Engineering
2006-07	Jack Berry	Business
	Corey Brewer	Social and Behavioral Sciences

INDIVIDUAL HONORS

	Al Horford	Social and Behavioral Sciences
	Lee Humphrey	Exercise and Physiology
	Garrett Tyler	Engineering
2007-08	Walter Hodge	Social and Behavioral Sciences
	Jonathan Mitchell	Social and Behavioral Sciences
	Dan Werner	Social and Behavioral Sciences
2008-09	Adam Allen	Social and Behavioral Sciences
	Nick Calathes	Social and Behavioral Sciences
	Hudson Fricke	Social and Behavioral Sciences
	Dan Werner	Social and Behavioral Sciences
2009-10	Adam Allen	Telecommunications Production
	Hudson Fricke	Event Management
	Kyle McClanahan	Finance
	Chandler Parsons	Telecommunications Productions
	Ray Shipman	Sports Management
2010-11	Kyle McClanahan	Finance
2011-12	Will Yeguete	Political Science
	Patric Young	Telecommunications
2012-13	Jacob Kurtz	Mechanical Engineering
	Will Yeguete	International Studies
	Patric Young	Telecommunications
2013-14*	Billy Donovan	Political Science
	Dorian Finney-Smith	Family, Youth and Community Sciences
	Michael Frazier II	Telecommunications
	Dillon Graham	Behavioral Studies
	Jacob Kurtz	Mechanical Engineering
	DeVon Walker	Sport Management
	Will Yeguete	International Studies
	Patric Young	Telecommunications
2014-15	Eli Carter	African American Studies
	Billy Donovan	Education (Master's)
	Lexx Edwards	Sociology
	Michael Frazier II	Telecommunications
	Jacob Kurtz	Management (Master's)
	Alex Murphy	Sociology
	DeVon Walker	Criminology
2015-16	Lexx Edwards	Sport Management (Master's)
	John Egbunu	Sociology
	Alex Murphy	Sport Management (Master's)
	Schuyler Rimmer	Political Science
	DeVon Walker	Criminology

* Florida's eight Academic Honor Roll selections in 2013-14 set a league record

SEC First-Year Academic Honor Roll

2011-12	Bradley Beal	Social and Behavioral Sciences
2012-13	Michael Frazier II	Social and Behavioral Sciences
	Braxton Ogbueze	Social and Behavioral Sciences
	DeVon Walker	Social and Behavioral Sciences
2014-15	Chris Chiozza	Social and Behavioral Sciences
	John Egbunu	Sociology
	Zach Hodskins	Social and Behavioral Sciences

Doug Belden Award

(Top UF Graduating Student-Athlete for All Sports)

1976	Eugene Shy
1979	Ric Clarson
1999	Greg Stolt
2008	Lee Humphrey
2014	Patric Young

Ben Hill Griffin Award

(Top UF Male Student-Athlete for All Sports)

2000	Brent Wright
2003	Matt Bonner
2014	Patric Young

Frontier National Most Courageous Player

1999	Eddie Shannon
------	---------------

Legends of Coaching Award

2010	Billy Donovan
------	---------------

NCAA All-Final Four Tournament Team

2000	Udonis Haslem
2006	Joakim Noah,* Corey Brewer, Taurean Green, Al Horford, Lee Humphrey
2007	Corey Brewer,* Al Horford, Lee Humphrey

* Most Outstanding Player

NCAA All-Tournament Team

1994	Craig Brown*	All-East Regional Team
	Dan Cross	All-East Regional Team
	Andrew DeClercq	All-East Regional Team

2000	Udonis Haslem	All-East Regional Team
	Mike Miller*	All-East Regional Team
	Brett Nelson	All-East Regional Team
2006	Corey Brewer	All-Minneapolis Regional Team
	Taurean Green	All-Minneapolis Regional Team
	Joakim Noah*	All-Minneapolis Regional Team
2007	Taurean Green*	All-Midwest Regional Team
	Lee Humphrey	All-Midwest Regional Team
2012	Bradley Beal	All-West Regional Team
2013	Erik Murphy	All-South Regional Team
	Mike Rosario	All-South Regional Team
2014	Michael Frazier II	All-South Regional Team
	Scottie Wilbekin*	All-South Regional Team

* Most Outstanding Player

NIT All-Tournament Team

1992	Stacey Poole	NIT All-Tournament
------	--------------	--------------------

SEC Player of the Week

(1985-2012)

Jan. 28, 1985	Vernon Maxwell (co-recipient)
Jan. 6, 1986	Vernon Maxwell
Feb. 3, 1986	Vernon Maxwell (co-recipient)
Jan. 26, 1987	Vernon Maxwell
Feb. 1, 1988	Vernon Maxwell
Jan. 30, 1989	Dwayne Schintzius
Jan. 6, 1991	Stacey Poole
Jan. 24, 1994	Dan Cross
Jan. 31, 1994	Dan Cross*
Dec., 1994	Dan Cross
Jan. 29, 1996	Dametri Hill
Dec. 15, 1996	Greg Stolt
Nov. 13-19, 2000	Teddy Dupay
Feb. 19-25, 2001	Udonis Haslem*
Feb. 26-March 4, 2001	Brett Nelson*
Feb. 18-24, 2002	Matt Bonner
Feb. 4-10, 2002	Udonis Haslem
Nov. 18-24, 2002	Matt Walsh
Jan. 6-12, 2003	Anthony Roberson
March 3-9, 2003	Matt Bonner
Nov. 24-30, 2003	Matt Walsh
Jan. 5-11, 2004	David Lee
Jan. 17-23, 2005	Anthony Roberson
Nov. 21-27, 2005	Taurean Green
Dec. 26, 2005-Jan. 1, 2006	Joakim Noah
March 6-12, 2006	Joakim Noah
Jan. 15-21, 2007	Lee Humphrey
Jan. 5-11, 2009	Nick Calathes
Nov. 30-Dec. 6 2009	Erving Walker
Dec. 12, 2010	Kenny Boynton
Feb. 7, 2011	Chandler Parsons
Dec. 12, 2011	Patric Young
Dec. 19, 2011	Kenny Boynton
Jan. 28, 2013	Scottie Wilbekin
Dec. 2, 2013	Casey Prather (co)
Dec. 16, 2013	Scottie Wilbekin
Jan. 27, 2014	Michael Frazier II (co)
Feb. 17, 2014	Scottie Wilbekin
March 10, 2014	Michael Frazier II
Jan. 25, 2016	Dorian Finney-Smith

* Consecutive Weeks

SEC Rookie of the Week

(1988-92)

December, 1987	Livingston Chatman
March 4, 1990	Stacey Poole
January 27, 1991	Craig Brown
March 2, 1992	Dan Cross

SEC Freshman of the Week

(2006-present)

Dec. 10, 2007	Nick Calathes
Jan. 14, 2008	Nick Calathes
Nov. 28, 2011	Bradley Beal
Dec. 12, 2011	Bradley Beal
Dec. 26, 2011	Bradley Beal
Jan. 30, 2012	Bradley Beal
Feb. 6, 2012	Bradley Beal
Feb. 20, 2012	Bradley Beal
Dec. 3, 2012	Michael Frazier II
Feb. 18, 2013	Michael Frazier II
Feb. 1, 2016	KeVaughn Allen

INDIVIDUAL HONORS

NABC All-Star Game

1967	Gary Keller
1969	Neal Walk (MVP)
1985	Eugene McDowell
1987	Andrew Moten
1988	Vernon Maxwell
1995	Lon Kruger (Coach)
1996	Dametri Hill (MVP)

Compaq College Basketball Play of the Year

(Most Significant)	
2000	Mike Miller (last-second shot vs. Butler)

USA Basketball – Junior World Championships

1987	Dwayne Schintzius
1991	Craig Brown
1991	Lon Kruger (Coach)
1998	Mike Miller

World University Games

Year	Participant	Location	Result
1995	Lon Kruger (USA, Head Coach)	Japan	Gold Medal
2015	Alex Murphy (Finland)	South Korea	14th Place
2015 [^]	Will Yeguete (France)	South Korea	5th Place

FIBA Championships

<i>Since 2008</i>			
Year	Event	Location	Result
Bradley Beal (USA)			
2010*	U17 World Championships	Germany	Gold Medal/MVP
Nick Calathes (Greece)			
2009 [^]	EuroBasket	Poland	Bronze Medal
2010 [^]	World Championships	Turkey	Round of 16
2011 [^]	EuroBasket	Lithuania	6th Place
2012 [^]	Olympic Qualifying Tournament	Venezuela	Quarterfinals/DNQ
2014 [^]	World Cup	Spain	Round of 16
2016 [^]	Olympic Qualifying	Italy	Semifinalist
Billy Donovan (USA - Head Coach)			
2012	U18 Americas	Brazil	Gold Medal
2013	U19 World Championships	Czech Republic	Gold Medal
2014	U18 Americas	Colorado Springs	Gold Medal
Michael Frazier II (USA)			
2013	U19 World Championships	Czech Republic	Gold Medal
Walter Hodge (Virgin Islands)			
2014 [^]	Centrobasket	Mexico	2-2 in Group Play
2016 [^]	Centrobasket	Panama	2-2 in Group play
Al Horford (Dominican Republic)			
2008 [^]	Centrobasket	Mexico	Bronze Medal
2009 [^]	Americas	Puerto Rico	5th Place
2011 [^]	Americas	Argentina	Bronze Medal
2012 [^]	Centrobasket	Puerto Rico	Gold Medal
2012 [^]	Olympic Qualifier	Venezuela	4th Place/DNQ
Alex Murphy (Finland)			
2012*	U20 Euro. Championships (Div. B)	Bulgaria	8th Place
Erik Murphy (Finland)			
2014 [^]	World Cup	Spain	T-19th Place
2015 [^]	EuroBasket	Several nations	Occured after print deadline
Joakim Noah (France)			
2011 [^]	Eurobasket	Lithuania	Silver Medal
Mike Rosario (Puerto Rico)			
2012	Centrobasket	Puerto Rico	Silver Medal
2014 [^]	Centrobasket	Mexico	Silver Medal
2016 [^]	Centrobasket	Panama	Gold Medal
Will Yeguete (France)			
2011	U20 European Championships	Spain	Bronze Medal
Patric Young (USA)			
2010*	U18 Americas	San Antonia	Gold Medal
2011	U19 World Championships	Latvia	5th Place

*Before enrolling at UF; ^After college career; This list is not comprehensive.

United States Olympic Festival

1981	Rob Harden
1981	Ronnie Williams
1982	Eugene McDowell
1990	Lon Kruger (Coach)
1991	Craig Brown

McDonald's All-Americans

1975	*Ric Clarson (U.S. All-Stars)
1981	Eugene McDowell
1986	Dwayne Schintzius
1988	Stacey Poole
1998	Teddy Dupay (Good Sportsmanship Award), Mike Miller
1999	Donnell Harvey (Slam Dunk Champion), Brett Nelson (Good Sportsmanship Award)
2001	Kwame Brown (Declared for NBA Draft), David Lee (Slam Dunk Champion), James White
2002	Anthony Roberson
2004	Corey Brewer
2007	Nick Calathes, Jai Lucas
2009	Kenny Boynton
2010	Patric Young
2011	Bradley Beal
2013	Kasey Hill, Chris Walker

*Clarson played in the McDonald's Capital Classic, precursor to the current McDonald's All-American Game, which began in 1978.

Florida Mr. Basketball

1984	Vernon Maxwell
1994	LeRon Williams
1998	Teddy Dupay
2000	Orien Greene
2003	Chris Richard
2007	Nick Calathes

The Lieutenant Fred Koss Memorial Award

Presented to the Gator senior who has displayed the most leadership, sacrifice, integrity and sportsmanship during his entire career, the award was established in 1974 by former Gator Bill Koss to honor his brother Lieutenant Fred Koss, who was shot down in Vietnam on July 7th, 1972, in his F-4 Phantom Jet.

1974	Tim Fletcher	1997	Greg Williams
1975	Joe Repass	1998	Dan Williams
1976	Mike Lederman	1999	Greg Stolt
1977	Don Bostic	2000	Kenyan Weaks
1978	Al Bonner	2001	Major Parker, Brent Wright
1979	Malcolm Cesare	2002	Udonis Haslem
1981	Mark Giombetti	2003	Matt Bonner
1984	Ronnie Williams	2005	David Lee
1985	Eugene McDowell	2006	Adrian Moss
1987	Joe Lawrence	2007	Lee Humphrey, Chris Richard
1988	Pat Lawrence	2009	Walter Hodge
1989	Clifford Lett	2010	Dan Werner
1991	Renaldo Garcia	2011	Chandler Parsons, Alex Tyus
1992	Brian Hogan	2012	Erving Walker
1993	Hosie Grimsley	2013	Kenny Boynton, Erik Murphy
1994	Craig Brown	2014	Will Yeguete, Patric Young
1995	Svein Dyrkolbotn	2015	Jacob Kurtz
1996	Clayton Bates	2016	Dorian Finney-Smith

Last-Second Game-Winners (Since 1972)

DATE	OPPONENT	SHOT	TIME	FINAL
Feb. 18, 2015	Vanderbilt	Devin Robinson go-ahead dunk	0:02	50-47
January 23, 2010	South Carolina	Chandler Parsons 30-foot 3-pointer	0:00	56-55
January 3, 2010	at N.C. State	Chandler Parsons 75-foot 3-pointer	0:00	62-61 (OT)
March 12, 2004	vs. Alabama (SEC)	Lee Humphrey 17-foot jumper	0:00	75-73
November 28, 2003	vs. Arizona	Bonell Colas lay-up	0:07.3	78-77
January 11, 2003	Georgia	Anthony Roberson 25-foot 3-pointer	0:00	66-63
January 10, 2001	Mississippi State	Brett Nelson 12-foot jumper	0:00.5	82-81
March 17, 2000	Butler (NCAA)	Mike Miller 10-foot leaner	0:00	69-68 (OT)
March 2, 1996	at Tennessee	Dametri Hill 18-footer	0:00	73-71
March 17, 1994	JMU (NCAA)	Dan Cross layup	0:07.2	64-62
January 9, 1993	Vanderbilt	Stacey Poole 18-footer	0:00	62-61
December 4, 1992	at South Florida	Craig Brown three-pointer	0:08	80-78
January 5, 1991	Auburn	Stacey Poole	0:01	84-82
March 10, 1989	vs. Georgia (SEC)	Dwayne Davis follow up	0:06	62-61
March 17, 1986	TCU (NIT)	Joe Lawrence	0:03	77-75
March 3, 1984	Mississippi State	Ronnie Williams turnaround jumper	0:01	60-59
January 4, 1984	at Mississippi State	Ronnie Williams	0:07	56-55
February 18, 1978	LSU	Ric Clarson jumper	0:00	73-72
January 12, 1976	Alabama	Gene Shy hook shot	0:01	71-70
February 5, 1973	at Georgia Tech	Mike Lederman lay-up	0:07	87-85
January 27, 1973	Mississippi State	Chip Williams tip-in	0:03	66-64
January 15, 1972	Kentucky	Jerry Hoover lay-up	0:07	72-70

GATORS IN THE PROS

All-Time NBA Draft Picks (35)

Player	Year	Team	Round	Overall
Joe Hobbs	1958	Minneapolis	9th	63
Cliff Luyk	1962	New York	4th	29
Brooks Henderson	1965	Los Angeles Lakers	4th	33
Gary Keller	1967	Los Angeles Lakers	6th	59
David Miller	1968	Milwaukee	12th	159
Neal Walk	1969	Phoenix	1st	2
Andy Owens	1970	Seattle	11th	174
Eugene Shy	1976	New York	10th	163
Len Sanders	1977	Denver	8th	169
Larry Brewster	1978	San Antonio	10th	201
Malcom Cesare	1979	Phoenix	4th	86
Vernon Delancy	1984	Milwaukee	3rd	67
Ronnie Williams	1984	Boston	2nd	48
Eugene McDowell	1985	Milwaukee	3rd	68
Andrew Moten	1987	New Jersey	4th	72
Vernon Maxwell	1988	Denver	2nd	47
Dwayne Schintzius	1990	San Antonio	1st	24
Andrew DeClercq	1995	Golden State	2nd	34
Jason Williams	1998	Sacramento	1st	7
Donnell Harvey	2000	New York	1st	22
Mike Miller	2000	Orlando	1st	5
Matt Bonner	2003	Chicago	2nd	45
Christian Drejer	2004	New Jersey	2nd	51
David Lee	2005	New York	1st	30
Al Horford	2007	Atlanta	1st	3
Corey Brewer	2007	Minnesota	1st	7
Joakim Noah	2007	Chicago	1st	9
Chris Richard	2007	Minnesota	2nd	41
Taurean Green	2007	Portland	2nd	52
Marreese Speights	2008	Philadelphia	1st	16
Nick Calathes	2009	Minnesota	2nd	45
Chandler Parsons	2011	Houston	2nd	38
Vernon Macklin	2011	Detroit	2nd	52
Bradley Beal	2012	Washington	1st	3
Erik Murphy	2013	Chicago	2nd	49

NBA Draft Picks By Overall Selection

Player	Year	Team	Round	Overall
Neal Walk	1969	Phoenix	1	2
Bradley Beal	2012	Washington	1	3
Al Horford	2007	Atlanta	1	3
Mike Miller	2000	Orlando	1	5
Corey Brewer	2007	Minnesota	1	7
Jason Williams	1998	Sacramento	1	7
Joakim Noah	2007	Chicago	1	9
Marreese Speights	2008	Philadelphia	1	16
Donnell Harvey	2000	New York	1	22
Dwayne Schintzius	1990	San Antonio	1	24
Cliff Luyk	1962	New York	4	29
David Lee	2005	New York	1	30
Brooks Henderson	1965	Los Angeles Lakers	4	33
Andrew DeClercq	1995	Golden State	2	34
Chandler Parsons	2011	Houston	2	38
Chris Richard	2007	Minnesota	2	41
Nick Calathes	2009	Minnesota	2	45
Matt Bonner	2003	Chicago	2	45
Vernon Maxwell	1988	Denver	2	47
Ronnie Williams	1984	Boston	2	48
Erik Murphy	2013	Chicago	2	49
Christian Drejer	2004	New Jersey	2	51
Vernon Macklin	2011	Detroit	2	52
Taurean Green	2007	Portland	2	52
Gary Keller	1967	Los Angeles Lakers	6	59
Joe Hobbs	1958	Minneapolis	9	63
Vernon Delancy	1984	Milwaukee	3	67
Eugene McDowell	1985	Milwaukee	3	68
Andrew Moten	1987	New Jersey	4	72
Malcom Cesare	1979	Phoenix	4	86
David Miller	1968	Milwaukee	12	159
Eugene Shy	1976	New York	10	163
Len Sanders	1977	Denver	8	169
Andy Owens	1970	Seattle	11	174
Larry Brewster	1978	San Antonio	10	201

Draft Picks by Round

Round	Selections
1	11
2	11
3	2
4	4
6	1
8	1
9	1
10	2
11	1
12	1

Draft Picks by Team

Team	Selections
New York	4
Chicago	3
Milwaukee	3
Los Angeles Lakers (includes 1 as Minneapolis Lakers)	3
Minnesota	3
Denver	2
New Jersey	2
Phoenix	2
San Antonio	2
Atlanta	1
Boston	1
Detroit	1
Golden State	1
Houston	1
Orlando	1
Philadelphia	1
Portland	1
Sacramento	1
Seattle	1
Washington	1

NBA Championships

Vernon Maxwell	1994	Houston Rockets
Vernon Maxwell	1995	Houston Rockets
Udonis Haslem	2006	Miami Heat
Jason Williams	2006	Miami Heat
Matt Bonner	2007	San Antonio Spurs
Corey Brewer	2011	Dallas Mavericks
Udonis Haslem	2012	Miami Heat
Mike Miller	2012	Miami Heat
Udonis Haslem	2013	Miami Heat
Mike Miller	2013	Miami Heat
Matt Bonner	2014	San Antonio Spurs
David Lee	2015	Golden State Warriors
Marreese Speights	2015	Golden State Warriors



Udonis Haslem and Mike Miller (center left and right) both won multiple NBA titles with the Miami Heat.

GATORS IN THE PROS



Bradley Beal signed a five-year, \$128 million max deal with the Wizards this summer.

All-NBA Teams

Al Horford	2011 (3rd)	Atlanta Hawks
David Lee	2013 (3rd)	Golden State Warriors
Joakim Noah	2014 (1st)	Chicago Bulls

NBA All-Stars

Al Horford	2010	Atlanta Hawks
David Lee	2010	New York Knicks
Al Horford	2011	Atlanta Hawks
David Lee	2013	Golden State Warriors
Joakim Noah	2013	Chicago Bulls
Joakim Noah	2014	Chicago Bulls
Al Horford	2015	Atlanta Hawks
Al Horford	2016	Atlanta Hawks

NBA Defensive Player of the Year

Joakim Noah	2014	Chicago Bulls
-------------	------	---------------

NBA Rookie of the Year

Mike Miller	2001	Orlando Magic
-------------	------	---------------

NBA Sixth Man of the Year

Mike Miller	2006	Memphis Grizzlies
-------------	------	-------------------

NBA All-Defensive Team

Joakim Noah	2011 (2nd)	Chicago Bulls
Joakim Noah	2013 (1st)	Chicago Bulls
Joakim Noah	2014 (1st)	Chicago Bulls

NBA All-Rookie Team

Jason Williams	1999 (1st)	Sacramento Kings
Mike Miller	2001 (1st)	Orlando Magic
Udonis Haslem	2004 (2nd)	Miami Heat
Al Horford	2008 (1st)	Atlanta Hawks
Chandler Parsons	2012 (2nd)	Houston Rockets
Bradley Beal	2013 (1st)	Washington Wizards

NBA Stat Champions

Matt Bonner, 3-Point Pct.	2011	San Antonio Spurs	.457 (105-230)
---------------------------	------	-------------------	----------------

NBA Rookie of the Month

Mike Miller	February 2001	Orlando Magic
Mike Miller	March 2001 (co)	Orlando Magic
Al Horford	November 2007 (East)	Atlanta Hawks
Al Horford	February 2008 (East)	Atlanta Hawks
Al Horford	March 2008 (East)	Atlanta Hawks
Bradley Beal	December 2012 (East)	Washington Wizards
Bradley Beal	January 2013 (East)	Washington Wizards

NBA Player of the Month

Al Horford	January 2015 (co, East)	Atlanta Hawks
------------	-------------------------	---------------

NBA Players of the Week

David Lee	2/1/09 (East)	New York Knicks
Al Horford	11/25/12 (East)	Atlanta Hawks
David Lee	12/16/12 (West)	Golden State Warriors
David Lee	2/3/13 (West)	Golden State Warriors
Al Horford	12/22/14 (East)	Atlanta Hawks
Al Horford	1/19/15 (East)	Atlanta Hawks

Gators in the NBDL

Player	Years in NBDL	Team(s)
Dwayne Schintzius	2002 (1)	Mobile Revelers
Greg Stolt	2002 (1)	Huntsville Flight
Brent Wright	2002 (1)	Greenville Groove Stats
Justin Hamilton	2004 (1)	Roanoke Dazzle
Anthony Roberson	2006-07 (2)	Arkansas RimRockers
Matt Walsh	2006 (1)	Arkansas RimRockers
Chris Richard	2008-10 (3)	Sioux Falls Skyforce, Tulsa 66ers
Lee Humphrey	2012 (1)	Rio Grande Valley Vipers
Erik Murphy	2015 (1)	Austin Spurs
Casey Prather	2015 (1)	Bakersfield Jam
Michael Frazier II	2016 (1)	Los Angeles D-Fenders, Iowa Energy, Ft. Wayne Mad Ants

Gators in the CBA Draft

Player	Years at UF	Team	Round	Overall
Joe Lawrence	1984-87	Pensacola Tornados	2nd	17th
Clifford Lett	1987-90	Pensacola Tornados	7th	107th
Dwayne Davis	1988-91	Yakima Sun Kings	3rd	36th
Livingston Chatman	1988-91	Tulsa Fast Breakers	4th	66th
Stacey Poole	1990-93	Hartford Hellcats	1st	1st
Craig Brown	1991-94	Harrisburg Hammerheads	1st	15th
Andrew DeClercq	1992-95	Grand Rapids Hoops	7th	90th
Dan Cross	1992-95	Grand Rapids Hoops	7th	95th
Dametri Hill	1993-96	Florida Beachdogs	6th	65th
Kenyan Weaks	1997-2000	Grand Rapids Hoops	9th	85th

Gators In The CBA

Player	Years at UF	Years in CBA
Andrew Moten	1984-87	1985
Ronnie Williams	1981-84	1988
Eugene McDowell	1982-85	1992
Stacey Poole	1990-93	1994
Craig Brown	1991-94	1995
Clifford Lett	1987-90	1995
Kenny McClary	1985-88	1996
Dan Cross	1992-95	2001
Dametri Hill	1993-96	2001



Billy Donovan

"Winning a national championship with no expectations – well maybe people can say, 'They got lucky, they got hot at the right time.' Then to win one with all of the expectations on you – I think they have to go down, in the word 'team,' as one of the greatest teams of all-time."

Al Horford

"We enjoyed the entire process, not just the end result. We enjoyed being around each other, playing ball with each other, we were a family, and I wouldn't trade this experience for anything in the world."

Joakim Noah

"People can say what they want, but in the end, they do have to say, 'Yeah, they did win back-to-back titles.'"

Lee Humphrey

"Just the opportunity to play with this group made the game of basketball so enjoyable. We played the game the right way, we trusted and loved each other like family, and we accomplished things none of us ever dreamed of because of it."

Corey Brewer

"We were the ultimate team. We were unselfish, we passed the ball, everyone made plays and everyone had a part in winning."

Two-Time National Champions

With the expectations of a nation awaiting, the University of Florida took its place in history with its second consecutive national title in 2007. A year earlier, the Gators had taken the nation by storm with no expectations at all. A year later, they took everyone's best shot and were still the last team standing at the Georgia Dome. When it was all said and done, the Gators became the first team in 15 years to repeat and joined the great teams in college basketball history in the process. Champions Forever.

The "History Boys"

After winning a second straight national title, Grant Wahl of Sports Illustrated dubbed these Gators as, "the History Boys, a once in a generation collective that achieved one of the rarest feats in modern American team sports." It was as much a tribute to the accomplishment as the path they paved to get there. The Gators were the epitome of unselfish. Its entire starting five averaged within 3.0 points of one another, but just as importantly, within 2.4 shots per game of one another, with none getting as many as 10.0 per game. The Gators posted 68 wins over the two years, tied for the fifth-highest two-year total in NCAA history. And in its two national titles, the Gators were dominant, outscoring opponents by 15.9 points per game over two years. A once in a generation collective indeed.

18 In A Row

In 2006 and 2007 the University of Florida was at its best when the stakes were the highest – in postseason. During that time the Gators pieced together 18 consecutive postseason wins, the longest stretch since the great championship UCLA teams of John Wooden in the 1960s and '70s won 28 in a row (under a four-game NCAA Tournament format). Florida went 12-0 in the NCAA Tournament, winning eight of 12 by double-digits, and went 6-0 in the SEC Tournament with a pair of titles (to reach three in a row overall) in that time.

Donovan Joins Elite Company

Billy Donovan became just the 12th coach to win multiple NCAA titles and one of only four active coaches to do so (Mike Krzyzewski 4, Jim Calhoun 3, Roy Williams 2). Furthermore, at 41 years of age in 2007, he became the third-youngest coach all-time to win multiple NCAA titles (Bobby Knight, Indiana – 35, 40; Phil Woolpert, San Francisco – 39, 40). He joined legendary Kentucky coach Adolph Rupp as the only coach in SEC history to boast multiple national titles.

BACK-TO-BACK NATIONAL CHAMPIONS



EXACTECH ARENA AT THE STEPHEN C. O'CONNELL CENTER



The Exactech Arena at the Stephen C. O'Connell Center reopens its doors for Florida basketball on Dec. 21 following a \$64.5 renovation project that commenced in March 2016. The renovation, a joint project between the University of Florida and the University Athletic Association, includes permanent chairback seating throughout the entire arena, new premium seating options, a center-hung scoreboard and an entirely revamped service level, including locker rooms.

The 10-year naming agreement with Gainesville-based Exactech provided \$5.9 million in funding toward the renovation project.

In recent years, a trip to the O'Connell Center hasn't meant a pleasant and fun-filled stay in sunny Florida for visiting clubs. UF is 260-40 (.867) in the O'Connell Center since 1998-99. That win total is ninth-most in the nation during that time.

Florida posted a 40-game non-conference winning streak that lasted from 1998-2003, and since 1998-99 the Gators are 134-11 at home against non-SEC foes (.924).

Built in 1980 at a cost of \$14 million, the O'Connell Center — named for former UF President Stephen C. O'Connell (1967-73) — has become the showplace for college basketball in the state of Florida. In 2007-08 Florida shattered its attendance record as 226,815 fans flocked through the gates, while UF averaged a school-record 11,826 fans per game in 2006-07 and had over 10,500 fans at every game for the first time ever. A school-record 12,621 fans turned out to see the Gators defeat Ohio State on Dec. 23, 2006 in what would be a preview of the national title game.

The O'Connell Center had a \$10 million facelift in the summer of 1998 to replace the teflon coated roof with a permanent structure.

While the O'Connell Center has a reputation as an imposing basketball arena for visiting opponents with its 11,548 seats, the Center is also part of a centrally-located athletic complex. The facilities surrounding the O'Dome include Ben Hill Griffin Stadium at Florida Field, McKethan Stadium at Perry Field, Percy Beard Track at James G. Pressly Stadium, the Scott Linder Stadium and Perry Indoor Facility at Ring Tennis Complex and the University Golf Course with the Bostick Clubhouse.

The O'Connell Center also is the site of more than just Gator basketball games. It brings people together for many other sporting, entertainment, academic and business activities. Over the years, the facility has housed concerts, Disney shows, conventions, business exhibits, conferences, banquets, university and high school commencements, SEC and NCAA championship events.

About Exactech

- Exactech helps surgeons worldwide make patients more mobile with innovative products for hip, knee and shoulder replacement, as well as spine surgery.
- Global headquarters on 20+ acre campus in Gainesville.
- Products distributed throughout the United States and in 35+ countries.
- 700+ employees worldwide
- More info at exac.com.

Florida Basketball Home Courts

SITE	CAPACITY	FIRST GAME	LAST GAME	RECORD	PCT.
The Gym-1	—	Jan. 15, 1920	Feb. 26, 1927	19-8	.704
The New Gym-2	—	Jan. 6, 1928	Feb. 26, 1949	99-74	.572
Florida Gym-3	7,000	Jan. 7, 1950	Feb. 20, 1980	235-108	.685
O'Connell Center	11,548*	Dec. 30, 1980	—	417-116	.782
Total				770-306	.716

1 — Florida's first official gym was located just east of the stadium in the Murphree hall area.

2 — The "New Gym," which later housed the school of music.

3 — Alligator Alley, which also housed the College of Physical Education and Health.

*Pre-renovation capacity

EXACTECH ARENA AT THE STEPHEN C. O'CONNELL CENTER

1920-27: The Gym



Florida's first official gymnasium, known simply as "The Gym."

O'Connell Center Firsts

First Game:	Florida vs. East Tennessee, 72-54, Dec. 30, 1980
First Points:	Vernon Delancy, Florida (12-foot jumper, 19:42)
First Foul:	Tim Strawbridge, Florida (19:20)
First Assist:	Vernon Delancy, Florida (19:19)
First Free Throw:	Mike Moses (19:04)
First Dunk:	Vernon Delancy (10:14)
First Technical:	Gator Bench vs. Auburn, Jan. 10, 1981
First 3-pointer:	Joe Lawrence vs. W. Carolina, Dec. 2, 1986
First 100-point Game:	vs. Central Florida, 106-55, Nov. 24, 1984
First 30-point Game:	Eugene McDowell (30), vs. Alabama, Jan. 26, 1985
First Win:	vs. East Tennessee, 72-54, Dec. 30, 1980
First SEC Win:	vs. Auburn, 63-59, Jan. 10, 1981
First Loss:	vs. LSU, 92-66, Jan. 3, 1981

1928-49: New Gym



The "New Gym" (above and top right) was the SEC's best facility when constructed, housed in the College of Physical Education and Health.



1950-80: Florida Gym



Florida Gym, also known as Alligator Alley, was constructed in 1949 at a cost of \$1.65 million.

1980: Stephen C. O'Connell Center constructed



EXACTECH ARENA AT THE STEPHEN C. O'CONNELL CENTER

Game Day Atmosphere

The O'Connell Center is not just energetic on the court, but also on the sidelines and in the stands. The Rowdy Reptiles line the entire length of the court opposite the team bench, while the Dazzlers, Cheerleaders and Albert and Alberta pump up and entertain the crowd from tipoff to the final buzzer.



Home Winning Streaks

33 (Nov. 11, 2012 – Nov. 14, 2014; ended Nov. 17, 2014 vs. Miami)
24 (March 1, 2006 – Nov. 20, 2007; ended Nov. 23, 2007 vs. FSU)
20 (Jan. 25, 2005 – Feb. 4, 2006; ended Feb. 8, 2006 vs. S. Carolina)
19 (Jan. 22, 2011 – Feb. 4, 2012; ended Feb. 11, 2012 vs. Tennessee)
19 (Feb. 2, 2002 – Feb. 25, 2003; ended March 8, 2003 vs. Kentucky)
18 (Jan. 22, 1985 – Feb. 4, 1987; ended Feb. 9, 1987 vs. Auburn)
17 (March 19, 2008 – Feb. 21, 2009; ended March 1, 2009 vs. Tenn.)
16 (Feb. 4, 1967 – Feb. 21, 1968; ended Feb. 24, 1968 vs. Miss. St.)
15 (Jan. 27, 2001 – Jan. 16, 2002; ended Jan. 19, 2002 vs. Georgia)
15 (Nov. 26, 1993 – Dec. 10, 1994; ended Dec. 21, 1994 vs. Jacksonville)
13 (Jan. 29, 2000 – Dec. 30, 2000; ended Jan. 17, 2001 vs. Georgia)
12 (Nov. 16, 1998 – Feb. 4, 1999; ended Feb. 6, 1999 vs. Ole Miss)
11 (Feb. 16, 1999 – Jan. 12, 2000; ended Jan. 18, 2000 vs. Tennessee)
11 (Feb. 11, 1987 – Jan. 27, 1988; ended Feb. 6, 1988 vs. Auburn)
10 (Jan. 12, 1940 – Dec. 12, 1941; ended Dec. 15, 1941 vs. Alabama)
10 (Feb. 3, 1951 – Jan. 5, 1952; ended Jan. 12, 1952 vs. Kentucky)

Non-Conf. Home Winning Streaks

40 (Nov. 16, 1998 – Dec. 6, 2003; ended Dec. 10, 2003 vs. Maryland)
28 (Dec. 19, 2004 – Nov. 20, 2007; ended Nov. 23, 2007 vs. Florida St.)
27 (Dec. 18, 1953 – Dec. 7, 1959; ended Dec. 15, 1959 vs. Stetson)
25 (Dec. 22, 2010 – Nov. 14, 2014; ended Nov. 17, 2014 vs. Miami)
24 (Dec. 20, 1983 – Dec. 19, 1988; ended Dec. 22, 1988 vs. Pittsburgh)
18 (Nov. 27, 2007 – March 20, 2009; ended March 24, 2009 vs. Penn St.)
17 (Jan. 9, 1964 – Dec. 31, 1968; ended Jan. 18, 1969 vs. Furman)
15 (Jan. 6, 1939 – Dec. 13, 1944; ended Dec. 15, 1944 vs. Pinellas AAF)

Home Records By Season

1915-16	0-0	1944-45	2-8	1969-70	6-4	1994-95	7-6
1919-20	0-0	1945-46	3-6	1970-71	9-5	1995-96	6-6
1920-21	0-1	1946-47	10-1	1971-72	7-5	1996-97	8-6
1921-22	4-0	1947-48	8-4	1972-73	8-3	1997-98	11-4
1922-23	1-0	1948-49	5-7	1973-74	8-4	1998-99	14-1
1923-24	4-1	1949-50	6-4	1974-75	9-4	1999-2000	15-1
1924-25	2-2	1950-51	8-2	1975-76	9-4	2000-01	13-2
1925-26	4-2	1951-52	10-1	1976-77	7-4	2001-02	13-2
1926-27	4-2	1952-53	6-3	1977-78	5-4	2002-03	15-1
1927-28	1-8	1953-54	4-6	1978-79	3-8	2003-04	11-4
1928-29	5-5	1954-55	9-2	1979-80	5-6	2004-05	13-3
1929-30	4-2	1955-56	8-3	1980-81	5-6	2005-06	16-2
1930-31	5-3	1956-57	8-3	1981-82	3-7	2006-07	18-0
1931-32	5-1	1957-58	7-3	1982-83	8-6	2007-08	17-4
1932-33	4-1	1958-59	7-5	1983-84	10-4	2008-09	18-2
1933-34	6-1	1959-60	5-7	1984-85	8-4	2009-10	13-4
1934-35	4-4	1960-61	8-0	1985-86	16-1	2010-11	14-3
1935-36	2-3	1961-62	9-2	1986-87	11-1	2011-12	14-2
1936-37	4-5	1962-63	8-4	1987-88	13-2	2012-13	15-0
1937-38	8-3	1963-64	6-5	1988-89	9-3	2013-14	17-0
1938-39	6-3	1964-65	12-1	1989-90	5-7	2014-15	11-5
1939-40	8-2	1965-66	8-3	1990-91	6-6	2015-16	12-4
1940-41	2-0	1966-67	10-1	1991-92	11-4		
1941-42	4-5	1967-68	10-1	1992-93	8-3		
1942-43	3-2	1968-69	10-1	1993-94	13-0		

Stephen C. O'Connell

(1916-2001)

Stephen C. O'Connell lived a life of service. The University of Florida's sixth president, who served from 1967 to 1973, was also a student body president, a World War II veteran and chief justice of the Florida Supreme Court.

Born in West Palm Beach on Jan. 22, 1916, O'Connell entered UF as a freshman in 1934. He earned a business degree and later graduated from the law school. He was elected student body president in 1938, was the president of Florida Blue Key and also served as president of his Alpha Tau Omega fraternity during his senior year. O'Connell was also captain of the boxing team. He went undefeated in 1938, winning the middleweight division Southeastern Conference Championship.

O'Connell served in Australia during World War II and ended his military career as a major. After the war, O'Connell returned to Florida and practiced law, eventually becoming chief counsel for the Florida State Road Department.

In 1955, he was appointed to the state Supreme Court and 12 years later he was elected its chief justice. He spent just four months as the head of the court before being announced in September of 1967 as the UF president. He took office in October of that year and was a calming force during a tumultuous era of racial tension and anti-war movements.

During his six-year tenure, he focused on increasing enrollment and racial diversity, while also reorganizing the Alumni Association. He also created an Office of Development staffed by professional fundraisers while watching academic standards and achievements grow.

O'Connell retired as president in 1973 and returned to practice law in Tallahassee. He lived there until April of 2001 when he lost his battle with lung cancer. His memory will forever live on campus through the Stephen C. O'Connell Center, which was dedicated to him in 1980.

ATTENDANCE FIGURES

Single-Game Attendance Highs

RANK	ATTENDANCE	OPPONENT	DATE	SCORE	RESULT
1.	12,633	Kentucky	Sat., Feb. 5, 2011	70-68	W
2.	12,630	Tennessee	Sat., Feb. 12, 2011	61-60	W
3.	12,621	Ohio State	Sat., Dec. 23, 2006	86-60	W
4.	12,618	Kentucky	Tues., Jan. 12, 2010	77-89	L
5.	12,614	Kentucky	Sun., March 4, 2007	85-72	W
6.	12,609	Arkansas	Sat., Feb. 23, 2013	71-54	W
	12,609	Kentucky	Sat., Feb. 4, 2006	95-80	W
8.	12,604	Kentucky	Sat., March 8, 2014	84-65	W
9.	12,602	Kentucky	Sun., March 6, 2005	53-52	W
10.	12,599	Florida State	Fri., Nov. 25, 2005	74-66	W
11.	12,598	Alabama	Wed., Feb. 14, 2007	76-67	W
12.	12,597	Missouri	Sat., Jan. 19, 2013	83-52	W
13.	12,589	LSU	Sat., March 1, 2014	79-61	W
14.	12,581	Kentucky	Sat., March 8, 2003	67-69	L
15.	12,578	Kentucky	Sat., Feb. 7, 2015	61-68	L
16.	12,543	Vanderbilt	Sat., Feb. 21, 2009	82-68	W
17.	12,522	Ole Miss	Sat., Feb. 2, 2013	78-64	W
18.	12,520	Alabama	Sat., Feb. 8, 2014	78-69	W
19.	12,511	Kentucky	Sun., March 4, 2001	94-86	W
20.	12,498	Tennessee	Sat., Jan. 10, 2004	95-57	W

Year-By-Year Home Attendance

SEASON	GAMES	TOTAL	AVG.	RECORD	PCT.
1980-81	11	80,246	7,295	5-6	.454
1981-82	10	75,822	7,582	3-7	.300
1982-83	14	93,190	6,656	8-6	.571
1983-84	14	93,932	6,709	10-4	.714
1984-85	12	104,938	8,745	8-4	.667
1985-86	17	128,558	7,562	16-1	.941
1986-87	12	129,205	10,767	11-1	.917
1987-88	15	151,654	10,110	13-2	.867
1988-89	12	112,802	9,400	9-3	.750
1989-90	12	90,489	7,541	5-7	.417
1990-91	12	85,739	7,145	6-6	.500
1991-92	15	109,630	7,309	11-4	.733
1992-93	11	102,231	9,294	8-3	.727
1993-94	13	121,005	9,308	13-0	1.000
1994-95	13	127,898	9,838	7-6	.538
1995-96	12	94,757	7,896	6-6	.500
1996-97	14	89,614	6,401	8-6	.571
1997-98	15	115,858	7,724	11-4	.733
1998-99	15	135,276	9,018	14-1	.933
1999-2000	16	156,524	9,783	15-1	.938
2000-01	15	158,149	10,543	13-2	.867
2001-02	15	162,069	10,805	13-2	.867
2002-03	16	167,827	10,489	15-1	.938
2003-04	15	165,705	11,047	11-4	.733
2004-05	16	165,600	10,350	13-3	.813
2005-06	18	195,331	10,852	16-2	.889
2006-07	18	212,866	11,826	18-0	1.000
2007-08	21	226,815	10,801	17-4	.810
2008-09	20	206,547	10,327	18-2	.900
2009-10	17	186,106	10,947	13-4	.765
2010-11	17	173,158	10,186	14-3	.824
2011-12	16	166,951	10,434	14-2	.875
2012-13	15	160,160	10,677	15-0	1.000
2013-14	17	195,013	11,471	17-0	1.000
2014-15	16	169,123	10,570	11-5	.688
2015-16	16	154,982	9,686	12-4	.750
Totals	533	5,065,770	9,504	417-116	.782

Largest Crowds To Watch Florida Basketball

79,444	at AT&T Stadium vs. Connecticut, April 5, 2014 (NCAA Tournament Semifinal)
53,510	at Georgia Dome vs. UCLA, March 31, 2007 (NCAA Tournament Semifinal)
51,458	at Georgia Dome vs. Ohio State, April 2, 2007 (NCAA Tournament Final)
43,822	at RCA Dome vs. George Mason, April 1, 2006 (NCAA Tournament Semifinal)
43,168	at RCA Dome vs. UCLA, April 3, 2006 (NCAA Tournament Final)
43,116	at RCA Dome vs. Michigan State, April 3, 2000 (NCAA Tournament Final)
43,116	at RCA Dome vs. North Carolina, April 1, 2000 (NCAA Tournament Semifinal)
40,639	at Cowboys Stadium vs. FGCU, March 29, 2013 (NCAA Tournament Regional Semifinal)
36,585	at Cowboys Stadium vs. Michigan, March 31, 2013 (NCAA Tournament Regional Final)
30,681	at Carrier Dome vs. Duke, March 24, 2000 (NCAA Tournament)
30,388	at Carrier Dome vs. Oklahoma State, March 26, 2000 (NCAA Tournament)
28,246	at Carrier Dome vs. Alaska-Anchorage, Dec. 8, 1990 (Carrier Classic)
27,929	at Carrier Dome vs. UNC Charlotte, Dec. 7, 1990 (Carrier Classic)
26,214	at Edward Jones Dome vs. Butler, March 23, 2007 (NCAA Sweet 16)
25,947	at Edward Jones Dome vs. Oregon, March 25, 2007 (NCAA Tournament Elite Eight)
25,127	at Georgia Dome vs. Arkansas, March 5, 1999 (SEC Tournament)

Home Records By Opponent

Alabama	19-5	McNeese State	1-0	Tennessee-Chattanooga	1-0
Alabama State	2-0	Miami (Fla.)	5-2	Tennessee Tech	1-0
Albany	1-0	Michigan State	1-0	Texas	1-2
American University	2-0	Middle Tennessee	1-0	Texas A&M	3-0
Arizona	1-0	Mississippi	19-5	Texas Christian	1-0
Arkansas	11-2	Mississippi State	20-5	Texas Southern	1-0
Arkansas-Little Rock	1-0	Mississippi Valley State	1-0	Toledo	1-0
Auburn	20-5	Missouri	2-0	Towson	1-0
Augusta	1-0	Missouri State	1-0	Troy	1-0
Belmont	1-0	Montana State	1-0	Tulane	1-0
Bethune-Cookman	6-0	Morehead State	2-0	UAB	1-0
Biscayne	3-0	Morgan State	1-0	UCF	8-0
Bradley	1-0	NC Central	1-0	UNC Wilmington	2-0
Charleston Southern	5-0	New Hampshire	2-0	Vanderbilt	27-8
Coastal Carolina	3-0	New Orleans	2-0	Vermont	1-0
Connecticut	0-1	Nicholls State	1-0	Villanova	0-1
Creighton	1-0	North Carolina A&T	2-0	VMI	1-0
DePaul	1-0	North Carolina State	1-0	Wake Forest	0-1
Duquesne	1-0	North Dakota State	1-0	West Virginia	1-0
East Tennessee State	1-0	North Florida	4-0	Western Carolina	1-0
Eastern Illinois	1-0	Northeastern	1-0	Wichita State	1-0
Eastern Kentucky	2-0	Ohio State	2-2	William & Mary	1-0
Florida A&M	10-0	Penn State	0-1	Wisconsin	1-0
Florida Atlantic	3-0	Pittsburgh	0-1	Xavier	0-1
Florida Gulf Coast	2-0	Prairie View A&M	1-0	Yale	2-0
Florida International	1-0	Presbyterian	1-0		
Florida State	12-5	Providence	1-0		
Georgetown	0-1	Radford	1-0		
Georgia	25-10	Rhode Island	1-0		
Georgia Southern	4-0	Richmond	3-0		
Georgia Tech	1-0	Rutgers	2-0		
High Point	3-0	Sam Houston State	1-0		
Howard	1-0	Samford	1-0		
Illinois	0-1	San Diego State	1-0		
Jackson State	1-0	Savannah State	3-0		
Jacksonville	13-2	St. Francis (Pa.)	1-0		
Kansas	1-1	St. Leo	2-0		
Kent State	1-0	St. Peter's	1-0		
Kentucky	16-20	Siena	1-0		
Liberty	1-0	South Alabama	1-1		
Long Island	1-0	South Carolina	18-5		
Longwood	1-0	South Florida	7-2		
Louisiana-Monroe	1-0	Southeastern Louisiana	1-0		
LSU	14-11	Southern University	2-0		
Louisiana Tech	1-0	Southern Mississippi	1-0		
Louisville	0-1	Southern Utah	1-0		
Marquette	1-0	Stetson	14-1		
Maryland	0-1	Tennessee	22-12		

2016-17 OPPONENTS



Alabama Crimson Tide

Date: Tuesday, Jan. 10 (away)
Home Venue: Coleman Coliseum (15,383), Tuscaloosa, Alabama
Coach: Avery Johnson; 18-15/2nd at Alabama/career
Conference: Southeastern (SEC)
2015-16 Record/Postseason: 18-15 (8-10)/NIT 1st Round (5 Seed)
SID: Aaron Jordan, (205) 348-5401, ajordan@ia.ua.edu
Website: rolltide.com
UF Series Record: 66-74
Last Meeting: Alabama 61, Florida 55; Feb. 13, 2016 (Gainesville)



Arkansas Razorbacks

Dates: Thursday, Dec. 29 (away); Wednesday, March 1 (home)
Home Venue: Bud Walton Arena (19,200), Fayetteville, Arkansas
Coach: Mike Anderson; 102-64/6th at Arkansas, 302-162/15th career
Conference: Southeastern (SEC)
2015-16 Record/Postseason: 16-16 (9-9)/None
SID: David Beall, (479) 575-03114, jdb048@uark.edu
Website: arkansasrazorbacks.com
UF Series Record: 20-11
Last Meeting: Florida 68, Arkansas 61; March 10, 2016 (Nashville)



Auburn Tigers

Date: Tuesday, Feb. 14 (away)
Home Venue: Auburn Arena (9,121), Auburn, Alabama
Coach: Bruce Pearl; 26-40/3rd at Auburn, 488-205/22nd career
Conference: Southeastern (SEC)
2015-16 Record/Postseason: 11-20 (5-13)/None
SID: Chuck Gallina, (334) 844-9800, gallica@auburn.edu
Website: auburntigers.com
UF Series Record: 77-87
Last Meeting: Florida 95, Auburn 63; Jan. 23, 2016 (Gainesville)



Belmont Bruins

Date: Monday, Nov. 21 (Tampa, Amalie Arena)
Home Venue: Curb Event Center (5,000), Nashville, Tennessee
Coach: Rick Byrd; 639-324/31st at Belmont, 731-379/36th career
Conference: Ohio Valley (OVC)
2015-16 Record/Postseason: 20-12 (12-4)/NIT 1st Round (6 Seed)
SID: Greg Sage, (615) 460-6698, greg.sage@belmont.edu
Website: belmontbruins.com
UF Series Record: 1-0
Last Meeting: Florida 107, Belmont 55; Dec. 30, 2001 (Gainesville)



Charlotte 49ers

Date: Saturday, Dec. 17 (Sunrise, BB&T Arena)
Home Venue: Halton Arena (9,105), Charlotte, North Carolina
Coach: Mark Price; 14-19/2nd at Charlotte/career
Conference: Conference USA
2015-16 Record/Postseason: 14-19 (9-9)/None
SID: Thomas Whitestone, (704) 687-1021, tewhites@unccl.edu
Website: charlotte49ers.com
UF Series Record: 3-2
Last Meeting: Florida 73, Charlotte 52; Dec. 15, 2001 (Miami)



Duke Blue Devils

Date: Tuesday, Dec. 6 (New York City, Madison Square Garden)
Home Venue: Cameron Indoor Stadium (9,314), Durham, North Carolina
Coach: Mike Krzyzewski; 970-262/37th at Duke, 1,043-321/42nd career
Conference: Atlantic Coast (ACC)
2015-16 Record/Postseason: 25-11 (11-7)/NCAA Sweet 16 (4 Seed)
SID: Cory Walton, (919) 668-1712, cwalton@duaa.duke.edu
Website: goduke.com
UF Series Record: 4-12
Last Meeting: Florida 87, Duke 78; March 24, 2000 (Syracuse)



Florida Gulf Coast Eagles

Date: Friday, Nov. 11 (Jacksonville, Veterans Memorial Arena)
Home Venue:
Coach: Joe Dooley; 65-38/4th at FGCU, 122-90/8th career
Conference: Atlantic Sun
2015-16 Record/Postseason: 21-14 (8-6)/NCAA 1st Round (16 Seed)
SID: Jason MacBain, (239) 590-7061, jmacbain@fgcu.edu
Website: fgcuathletics.com
UF Series Record: 3-0
Last Meeting: Florida 70, FGCU 50; Nov. 27, 2015 (Gainesville)



Florida State Seminoles

Date: Sunday, Dec. 11 (Away)
Home Venue: Donald L. Tucker Center (12,100), Tallahassee, Florida
Coach: Leonard Hamilton; 256-186/15th at FSU, 456-396/29th career
Conference: Atlantic Coast (ACC)
2015-16 Record/Postseason: 20-14 (8-10)/NIT 2nd Round (4 Seed)
SID: Chuck Walsh, (850) 644-1077, cwalsh@fsu.edu
Website: seminole.com
UF Series Record: 43-24
Last Meeting: Florida State 73, Florida 71; Dec. 29, 2015 (Gainesville)



Georgia Bulldogs

Dates: Saturday, Jan. 14 (home); Tuesday, Feb. 7 (away)
Home Venue: Stegeman Coliseum (10,523), Athens, Georgia
Coach: Mark Fox; 126-103/8th at Georgia, 249-146/13th career
Conference: Southeastern (SEC)
2015-16 Record/Postseason: 20-14 (10-8)/NIT 2nd Round (3 Seed)
SID: Mike Mobley, (706) 542-1231, mmobley@sports.uga.edu
Website: georgiadowgs.com
UF Series Record: 111-100
Last Meeting: Florida 57, Georgia 53; Feb. 16, 2016 (Athens)

2016-17 OPPONENTS



Gonzaga Bulldogs

(Potential Tournament Opponent)

Date: Friday, Nov. 25 (Orlando, HP Fieldhouse)

Home Venue: McCarthy Athletic Center (6,000), Spokane, Washington

Coach: Mark Few; 466-111/18th at Gonzaga/career

Conference: West Coast (WCC)

2015-16 Record/Postseason: 28-8 (15-3)/NCAA Sweet 16 (11 Seed)

SID: Todd Zeidler, (509) 313-6373, zeidler@gonzaga.edu

Website: gozags.com

UF Series Record: 1-1

Last Meeting: Florida 85, Gonzaga 71; Dec. 16, 2000 (Sunrise)



Kentucky Wildcats

Dates: Saturday, Feb. 4 (home); Saturday, Feb. 25 (away)

Home Venue: Rupp Arena (23,000), Lexington, Kentucky

Coach: John Calipari; 217-47/8th at Kentucky, 620-185/25th career

Conference: Southeastern (SEC)

2015-16 Record/Postseason: 27-9 (13-5)/NCAA 2nd Round (4 Seed)

SID: Eric Lindsey, (859) 257-3838, eric.lindsey@uky.edu;

Deb Moore, (859) 257-3838, deb.moore@uky.edu

Website: ukathletics.com

UF Series Record: 37-99

Last Meeting: Kentucky 88, Florida 79; March 1, 2016 (Gainesville)



Little Rock Trojans

Date: Wednesday, Dec. 21 (Home)

Home Venue: Jack Stephens Center (5,600), Little Rock, Arkansas

Coach: Wes Flanigan; 1st at Little Rock/career

Conference: Sun Belt

2015-16 Record/Postseason: 30-5 (17-3)/NCAA 2nd Round (12 Seed)

SID: Patrick Newton, (501) 569-3449, pcnewton@ualr.edu

Website: lrtrojans.com

UF Series Record: 1-0

Last Meeting: Florida 86, Little Rock 56; Nov. 16, 2014 (Gainesville)



LSU Tigers

Date: Wednesday, Jan. 25 (away)

Home Venue: Pete Maravich Assembly Center (13,215), Baton Rouge, Louisiana

Coach: Johnny Jones; 80-51/5th at LSU, 285-213/17th career

Conference: Southeastern (SEC)

2015-16 Record/Postseason: 19-14 (11-7)/None

SID: Kent Lowe, (225) 578-1864, clowe@lsu.edu

Website: lsusports.net

UF Series Record: 44-63

Last Meeting: LSU 96, Florida 91; Feb. 27, 2016 (Baton Rouge)



Mercer Bears

Dates: Sunday, Nov. 13 (Veterans Memorial Arena; Jacksonville)

Home Venue: Hawkins Arena (3,500), Macon, Georgia

Coach: Bob Hoffman; 164-113/9th at Mercer, 476-267/23rd career

Conference: Southern (SoCon)

2015-16 Record/Postseason: 19-15 (8-10)/CIT 1st Round

SID: Robby Hamman, (478) 301-5219, hamman_rd@mercer.edu

Website: mercerbears.com

UF Series Record: 5-7

Last Meeting: Mercer 69, Florida 67; Dec. 18, 1979 (Gainesville)



Ole Miss Rebels

Date: Tuesday, Jan. 3 (Home)

Home Venue: Pavilion at Ole Miss (9,500), Oxford, Mississippi

Coach: Andy Kennedy; 212-126/11th at Ole Miss, 233-139/12th career

Conference: Southeastern (SEC)

2015-16 Record/Postseason: 20-12 (10-8)/None

SID: Daniel Snowden, (662) 915-7522, desnowde@olemiss.edu

Website: olemisssports.com

UF Series Record: 64-45

Last Meeting: Florida 77, Ole Miss 72; Feb. 9, 2016 (Gainesville)



Mississippi State Bulldogs

Date: Saturday, Feb. 18 (away)

Home Venue: Humphrey Coliseum (10,575), Starkville, Mississippi

Coach: Ben Howland; 14-17/2nd at Miss. State, 415-223/21st career

Conference: Southeastern (SEC)

2014-15 Record/Postseason: 14-17 (7-11)/None

SID: Gregg Ellis, (662) 325-3595, gellis@athletics.msstate.edu

Website: hailstate.com

UF Series Record: 63-49

Last Meeting: Florida 81, Mississippi St. 78; Jan. 19, 2016 (Gainesville)



Missouri Tigers

Date: Thursday, Feb. 2 (home)

Home Venue: Mizzou Arena (15,061), Columbia, Missouri

Coach: Kim Anderson; 19-44/3rd at Missouri, 293-139/15th career

Conference: Southeastern (SEC)

2015-16 Record/Postseason: 10-21 (3-15)/None

SID: Patrick Crawford, (573) 882-2531, crawfordpa@missouri.edu

Website: mutigers.com

UF Series Record: 4-2

Last Meeting: Florida 82, Missouri 72; March 5, 2016 (Columbia)



North Florida Ospreys

Date: Thursday, Dec. 1 (Away)

Home Venue: UNF Arena (5,800), Jacksonville, Florida

Coach: Matthew Driscoll; 118-112/8th at UNF, 144-189/11th career

Conference: Atlantic Sun

2015-16 Record/Postseason: 22-12 (10-4)/NIT 1st Round (7 Seed)

SID: Brian Morgan, (904) 620-4027, b.morgan@unf.edu

Website: unfospreys.com

UF Series Record: 5-0

Last Meeting: Florida 97, UNF 68; March 15, 2016 (Jacksonville)

2016-17 OPPONENTS



Oklahoma Sooners

Date: Saturday, Jan. 28 (Away)
Home Venue: Lloyd Noble Center (11,562), Norman, Oklahoma
Coach: Lon Kruger; 111-57/6th at Oklahoma, 590-361/31st career
Conference: Big 12
2015-16 Record/Postseason: 29-8 (12-6)/NCAA Final Four (2 Seed)
SID: Mitch Heckart, (405) 325-7014, mheckart@ou.edu
Website: soonersports.com
UF Series Record: 1-0
Last Meeting: Florida 76, Oklahoma 72 (OT); Dec. 30, 1995 (Okla. City)



Quinnipiac Bobcats

(Potential Tournament Opponent)
Date: Friday, Nov. 25 (Orlando, HP Fieldhouse)
Home Venue: TD Bank Sports Center (3,570), Hamden, Connecticut
Coach: Tom Moore; 152-129/10th at Quinnipiac/career
Conference: Metro Atlantic (MAAC)
2015-16 Record/Postseason: 9-21 (6-14)/None
SID: Jeremy Kniffin, (203) 582-5387, jskniffin@quinnipiac.edu
Website: quinnipiacbobcats.com
UF Series Record: 0-0
Last Meeting: No prior meetings



St. Bonaventure Bonnies

Dates: Thursday, Nov. 17 (Lakeland, The Lakeland Center)
Home Venue: Reilly Center (5,480), St. Bonaventure, New York
Coach: Mark Schmidt; 146-132/10th at St. Bonaventure, 228-222/16th career
Conference: Atlantic 10
2015-16 Record/Postseason: 22-9 (14-4)/NIT 1st Round (1 Seed)
SID: Steve Mest, (716) 375-2319, smest@sbu.edu
Website: gobonnies.sbu.edu
UF Series Record: 1-0
Last Meeting: Florida 88, St. Bonaventure 75; Dec. 27, 1977 (Jacksonville)



Seton Hall Pirates

Date: Thursday, Nov. 24 (Orlando, HP Fieldhouse)
Home Venue: Prudential Center (10,862), South Orange, New Jersey
Coach: Kevin Willard; 107-89/7th at Seton Hall, 152-138/10th career
Conference: Big East
2015-16 Record/Postseason: 25-9 (12-6)/NCAA 1st Round (6 Seed)
SID: Thomas Chen, (973) 761-9493, thomas.chen@shu.edu
Website: shupirates.com
UF Series Record: 1-1
Last Meeting: Florida 70, Seton Hall 68; Nov. 28, 1987 (New York City)



South Carolina Gamecocks

Dates: Wednesday, Jan. 18 (away); Tuesday, Feb. 21 (home)
Home Venue: Colonial Life Arena (18,000), Columbia, South Carolina
Coach: Frank Martin; 70-63/5th at South Carolina, 187-117/10th career
Conference: Southeastern (SEC)
2015-16 Record/Postseason: 25-9 (11-7)/NIT 2nd Round (1 Seed)
SID: Emily Miles, (803) 777-5204, efeeney@mailbox.sc.edu
Website: gamecocksonline.com
UF Series Record: 43-23
Last Meeting: S. Carolina 73, Florida 69 (OT); Feb. 20, 2016 (Columbia)



Tennessee Volunteers

Date: Saturday, Jan. 7 (home)
Home Venue: Thompson-Boling Arena (21,678), Knoxville, Tennessee
Coach: Rick Barnes; 15-19/2nd at Tennessee, 619-333/30th career
Conference: Southeastern (SEC)
2015-16 Record/Postseason: 15-19 (6-12)/None
SID: Tom Satkowiak, (865) 974-1212, tomsid@utk.edu
Website: utsports.com
UF Series Record: 56-73
Last Meeting: Tennessee 83, Florida 69; Jan. 6, 2016 (Knoxville)



Texas A&M Aggies

Date: Saturday, Feb. 11 (home)
Home Venue: Reed Arena (12,989), College Station, Texas
Coach: Billy Kennedy; 99-70/6th at Texas A&M, 310-249/19th career
Conference: Southeastern (SEC)
2015-16 Record/Postseason: 28-9 (13-5)/NCAA Sweet 16 (3 Seed)
SID: Adam Quisenberry, (979) 862-5453, aquisenberry@athletics.tamu.edu
Website: 12thman.com
UF Series Record: 5-4
Last Meeting: Texas A&M 72, Florida 66; March 11, 2016 (Nashville)



Vanderbilt Commodores

Dates: Saturday, Jan. 21 (home); Saturday, March 4 (away)
Home Venue: Memorial Gym (14,316), Nashville, Tennessee
Coach: Bryce Drew; 1st at Vanderbilt, 124-49/6th career
Conference: Southeastern (SEC)
2014-15 Record/Postseason: 19-14 (11-7)/NCAA Play-In (11 Seed)
SID: Andy Boggs, (615) 343-1847, andy.boggs@vanderbilt.edu
Website: vucommodores.com
UF Series Record: 63-67
Last Meeting: Vanderbilt 87, Florida 74; Feb. 23, 2016 (Gainesville)



Advocare Invitational

Date: Nov. 24-27 (Orlando, HP Fieldhouse)
Potential Day 3 Opponents (Coach; Record; 2015-16 Record; UF Series Record)
Indiana State Sycamores: Greg Lansing; 109-88/8th at Indiana State/career; 15-17 (8-10 MVC); 0-0
Iowa State Cyclones: Steve Prohm; 23-12/2nd at Iowa State, 127-41/6th career; 23-12 (10-8 Big 12); 2-1
Miami Hurricanes: Jim Larranaga; 118-57/6th at Miami, 588-391/33rd career; 27-8 (13-5 ACC); 45-23
Stanford Cardinal: Jerod Haase; 1st at Stanford, 80-53/5th overall; 15-15 (8-10 Pac-12); 0-4

UNIVERSITY OF FLORIDA



DR. KENT FUCHS

University of Florida President

Dr. W. Kent Fuchs became the University of Florida's 12th president in January 2015.

Most recently the provost of Cornell University, Dr. Fuchs' experience combines academic leadership as a provost, dean and department chair; a distinguished career as an engineering professor; and graduate education in both engineering and divinity. In accepting the presidency, Dr. Fuchs outlined his overarching goal for UF: To elevate its stature, as measured by quality and comparative excellence, to that of one of the nation's best public universities.

President Fuchs will pursue this objective by continuing to lead the university's preeminence plan, along with a campus-wide goal-setting effort to set objectives for the next five- and ten years. He will seek to significantly increase UF's endowment; enhance the efficiency and effectiveness of university operations; and establish UF as a national leader and voice for higher education.

The UF presidency is a natural next step for Dr. Fuchs, who spent six years as Cornell's provost. There, he led the creation of a new technology campus in New York City, launched a university wide initiative to raise Cornell's academic stature and was a key leader of Cornell's fundraising efforts. He was appointed provost after serving as the university's Joseph Silbert Dean of Engineering from 2002 to 2008. He joined Cornell from Purdue University, where he headed the School of Electrical and Computer Engineering from 1996 to 2002. He was a professor in the Department of Elec-

trical and Computer Engineering and the Coordinated Science Laboratory at the University of Illinois from 1985 to 1996.

He is a fellow of the American Academy of Arts and Sciences, the American Association for the Advancement of Science, the Institute of Electrical and Electronics Engineers, and the Association for Computing Machinery, and has received numerous awards for teaching and research.

President Fuchs earned his doctorate in electrical and computer engineering from the University of Illinois, and a master of divinity from Trinity Evangelical Divinity School in Chicago. He credits divinity school with teaching him communication and community-building skills, and to balance his innately analytic perspective with a deep appreciation for people and for human relationships. He also holds a master of science from the University of Illinois and a bachelor of science in engineering from Duke University.

Dr. Fuchs is married to Linda Moskeland Fuchs, an art historian whose scholarship centers on the sculpture of sarcophagi created in the first centuries of Christian art-making. Mrs. Fuchs has two master's degrees in art history, from the University of Chicago and Cornell, and a third in Biblical studies, from Trinity Evangelical Divinity School. She is active in campus and community life, including spending six years on the board of Chesterton House, a center for Christian studies at Cornell, the past three years as chair.

The Fuchses have three sons and a daughter, Micah, Eric, Isaac and Christine. Eric and their daughter-in-law, Mikaela, have a baby boy named Henry.

Born on an Oklahoma farm in 1954, President Fuchs spent much of his youth in Alaska before moving to Miami, where he graduated from Miami Killian Senior High School. His two younger brothers and stepmother live in South Florida.



UNIVERSITY ATHLETIC ASSOCIATION



JEREMY N. FOLEY

Director of Athletics

Jeremy N. Foley, who has handled virtually every aspect of the University of Florida's \$119.3 million athletic program during his athletic administrative career - which began with an internship in the Gator Ticket Office in 1976 - was named UF's Director of Athletics in March of 1992. He is the second-longest tenured athletic director among Autonomy Conference schools.

Foley, 63, brings a passionate, top-to-bottom team approach to the top athletic post at the University of Florida. Foley's philosophy involves the continued building of a comprehensive athletic program, with the goal of having the overall UF program ranked as the top athletic program in the nation.

As chief financial officer for the University Athletic Association (UAA), Foley has spearheaded a number of capital improvement projects in the athletic department involving every athletic facility, including two expansion projects to the football stadium. Florida has invested \$307 million in capital improvement projects since 1999 and currently has \$90 million invested in current projects - a state-of-the-art Academic Advising Building scheduled to open in late June of 2016 and a renovation of the Stephen C. O'Connell Center, which will be complete in December of 2016. Most recently a \$17 million indoor football practice facility was completed in August of 2015. The UAA is currently waiting on the results of a major facility feasibility study that will address facility improvements in a number of sports with emphasis on football, baseball and softball.

Foley's commitment to the overall athletic program includes a plan of increased opportunities for women, as three women's sports have been added under his tenure - soccer, softball and, most recently, lacrosse.

Also, in an era when the NCAA estimates 90 percent of Division I schools are losing money on intercollegiate athletics, the University of Florida Athletic Association has contributed \$76 million since 2006 to help fund University of Florida academic endeavors.

Florida has been equally successful on the field of play and in the classroom during Foley's administrative tenure. The Florida athletic program has ranked among the nation's top 10 for 32-straight years (1983-84 - 2014-15) and among the top five for 17 of the last 24 years, according to national all-sport rank-

ings. Florida was among the nation's top four schools in each of the last seven years, including three straight runner-up finishes from 2011-12 - 2013-14. Florida was the first school to win the Capital One Cup in both the men's and the women's competition since the Cup was introduced in the 2010-11 season. The Gator men's program won the first two men's Capital One Cups in 2011 and 2012 and the women captured the 2014 Cup. In the five-year history of the Capital One Cup, Florida is the only program to finish each season in the men's and women's top 10.

UF became the first program in collegiate history to own both the men's basketball and football national titles in the same calendar year, after capturing crowns in 2006. The men's basketball team then became the first repeat champions in their sport in 15 years after cutting the nets down again in 2007.

Foley is the only athletic director in Division I history to supervise a program that has won multiple national titles in football (1996, 2006, 2008) and men's basketball (2006, 2007). Overall, 27 Gator teams have been crowned national champions under his watch, sharing the highest total in the nation among sitting athletic directors. Florida has won 14 national team titles since 2009, equaling the highest total in the nation. The Gator program is one of only three schools to have six or more different sports win national championships in the last seven years. UF

has captured 130 SEC Championships under Foley and the lacrosse team has captured six straight lacrosse conference championships. Florida has swept the Southeastern Conference All-Sports Title 15 times under Foley, a feat no other school in the SEC has ever accomplished.

Foley Timeline

1976 - 2016	Florida
March 19, 1992 - Oct. 1, 2016	Director of Athletics
Jan. 1987 - March 1992	Sr. Associate Athletics Director
Sept. 1986 - Jan. 1987	Interim Athletics Director
June 1981 - Sept. 1986	Assoc. Athletics Director for Business Affairs
May 1980 - June 1981	Assistant Athletics Director
March 1979 - May 1980	Director of Ticket and Game Operations
Feb. 1977 - March 1979	Ticket Manager
Aug. 1976 - Feb. 1977	Intern

Education

1976, M.Ed., Sports Admin.	Ohio University
1974, B.A., Psychology	Hobart College

Athletic Experience

Boston Marathon	1998 (3:28:10), 1995 (3:39:51)
Football and Lacrosse	Hobart College

UF's commitment in the classroom is equally impressive. Under Foley, UF student-athletes have been honored 105 times as Academic All-Americans, the highest total among sitting Athletic Directors and fifth best in the nation since 1992. The University of Florida has more than 1,666 SEC Academic Honor Roll honorees in the last decade.

The Gator athletic coaching family, which Foley had a large part in assembling, has collected 111 conference Coach of-the-Year awards during the last 25 years. The Gators had an outstanding 10 coaches earn the league coach of the year honors during the 2012-13 year. Equally impressive is that 10 UF student athletes won their respective conference player of the year that same season.

Florida student-athletes have remained involved in the community and beyond. A total of 445 UF student athletes participated in 4,365 hours of community service in 2014-15, partnering with 23 schools, 10 civic organizations and 22 non-profit organizations. The "Goodwill Gators" program was recognized by the National Consortium of Academics and Sports and received the 1998 Outreach and Service Award and Florida was honored with a White House commendation for volunteerism in 1994.



UNIVERSITY ATHLETIC ASSOCIATION

Foley was named the Street & Smith's SportsBusiness Journal National Athletic Director of the Year in June of 2006 and the National Football Foundation and College Football Hall of Fame awarded him the 2007 John L. Toner Award. The Toner Award is designed to honor and acknowledge outstanding athletics directors who have demonstrated superior administrative abilities especially in the area of college football.

Foley also served on the NCAA Division I Management Council from 1997-2002.

Foley was named Honorary Alumnus of the University of Florida by the Florida Alumni Association Board of Directors in October of 2000.

Born in Washington, D.C., but calling New London, N.H., home, Foley received his undergraduate degree in 1974 from Hobart College in Geneva, N.Y., where he also coached and scouted for the tradition-rich lacrosse program following graduation. He went on to earn his master's degree in sports administration from Ohio University in 1976 and then joined the Gator athletic program as an intern in the ticket office. In 1995, the Ohio Graduate School presented Foley with the school's Distinguished Alumni Award. The Ohio University Alumni Association also awarded Foley with the

Medal of Merit in September of 2008.

In 2008, the Hobart Alumni Association presented Foley with the Medal of Excellence, their highest honor, for outstanding achievements as Athletic Director at the University of Florida, which has brought honor and distinction to his alma mater.

The Holderness School, a small, private, college preparation school in Plymouth, New Hampshire, presented Foley, class of 1970, with their 2007 Distinguished Alumni Award in November of 2007.

Foley was named the United States Sports Academy Carl Maddox Sports Management Award winner in October of 2009. The Award is named in honor of the former athletic director of Louisiana State University and Mississippi State University, Corbet Award and United States Sports Academy Board of Trustees member, and is given annually to an individual for his or her contributions to the growth and development of sport enterprise through effective management practices.

An avid sports and Boston Red Sox fan, Foley ran the Boston Marathon in a 3:39.51 clip in April of 1995 and completed the course in 3:28.10 in 1998. A dog lover and proud owner of one Labrador retriever, he is involved with the Humane Society and local charities.

2016-17 UAA Board of Directors

The University Athletic Association, Inc. (UAA, Inc.) is governed by a Board of Directors. That board has the final say on policies, procedures and the budget. Two-thirds of the UAA, Inc. Board of Directors is composed of University of Florida administrators and faculty members. More specifically, the Board consists of the University president, the provost, the vice president of administrative affairs, two presidentially-appointed faculty members, the athletics director, the chairman of the Board of Trustees or his designee, the Gator Boosters, Inc. President or his designee, two students and two alumni representatives.

- Mr. C. Ronald Coleman, Past Gator Boosters President
- Mr. Gary Condron, Alumni Representative
- Dr. Dan Connaughton, UF Faculty
- Mr. Andy Fawbush, Alumni Representative and UAA Board President
- Dr. Kent Fuchs, UF President
- Dr. Joe Glover, UF Provost and Senior Vice President
- Ms. Kourtney Keegan, Student-Athlete Representative
- Mr. Len Johnson, Gator Boosters President
- Dr. Charles Lane, UF Senior Vice President and Chief Operating Officer
- Dr. Andrew McCollough, UAA Board Secretary
- Mr. Steve Nouss, National Alumni Representative and UAA Board Vice President
- Dr. Michael Sagas, Faculty Athletic Representative
- Dr. Christine Schmidt, UF Faculty
- Ms. Lynda Tealer, Executive Associate Athletics Director and Senior Women's Administrator
- Ms. Susan Webster, UF Student Body President

2016-17 UF Intercollegiate Athletic Committee

Formed in 1991 by then University of Florida President, Dr. John Lombardi, the Intercollegiate Athletic Committee (IAC) has a broad agenda that includes the general oversight of the intercollegiate athletics program at the University of Florida. Responsibilities of the IAC include: 1) Recommending policy changes related to academic issues; 2) Monitoring admission progress of student-athletes; 3) Monitoring changes in NCAA rules and procedures and reviewing with the UAA compliance officer the institution's compliance program; 4) Reporting to the faculty on issues related to intercollegiate athletics; 5) Making additional recommendations to the President on any matter related to intercollegiate athletics. Members of the IAC include six faculty, two students, the faculty athletics representative, two administrators and three nonvoting ex-officio members from the UAA.

- Dr. John C. Banko, Lecturer
- Dr. Frank Bova, Professor
- Dr. Keith Carodine, Senior Associate Athletics Director
- Dr. Kara Dawson, Professor
- Mr. Jeremy Foley, Athletics Director
- Dr. Joseph Glover, Provost & Senior Vice President
- Dr. Daniel Herman, Assistant Professor
- Dr. Angela Lindner, Associate Provost
- Mr. Jamie McCloskey, Senior Associate Athletics Director
- Dr. W. Andrew McCollough, Associate Provost & IAC Chair
- Ms. Melissa Orth, Senior Director of Government Relations
- Dr. Victoria Pagan, Professor & Chair
- Dr. Michael Sagas, Faculty Athletic Representative, Professor & Chair
- Ms. Lynda Tealer, Senior Associate Athletics Director
- Dr. Allen Wysocki, Associate Dean & Professor

2016-17 Gator Boosters, Inc. Board of Directors

Len Johnson/Dade City President	Doug Cone/Ocala Marshall Criser III/ Tallahassee	W. C. Gentry/ Jacksonville	Vic Miranda/ Boca Raton	Bob Spencer/ Bradenton	<i>In Memoriam</i> Jimmy Anderson Warren Cason Duke Crittenden Fred Montsdeoca	LEGACY DIRECTORS Gary Condron/ Ponte Vedra Beach Don Dizney/ Windermere John Frost/Bartow Stumpy Harris/ Orlando Bill Heavener/ Winter Park Tom Johnson/ Dade City Bryan Kornblau/ Glen Allen, VA Gale Lemerand/ Ormond Beach	DISTINGUISHED DIRECTORS Jack Berry, Jr./ Windermere Barrett Bostick/ Auburndale Mark Bostick/ Auburndale Lee Chira/Orlando Deirdre Dizney Brand/ Ocala Wayne Carse/ Orlando Jerry Chicone, Jr./ Orlando Irene Dizney/ Windermere Ed Evans/ Oklahoma City, OK Mary Lee Farrior/ Tampa	Rob Gidel/ Windermere Ben Hill Griffin, III/ Frostproof David Hughes/ Winter Park Len Johnson/ Dade City Greg Masters/ Lakeland Tommy Oakley/ Lake Wales Joyce Oliver/Palatka Al O'Neill/Gainesville Nancy Perry/ Gainesville Jamie Pressly/ Palm Beach Katie Pressly/ Palm Beach Danielle Dizney Smith/Winter Park	Kelly Smith/Orlando Steve Vining/ Jacksonville Kimberly Beach Walden/ Bainbridge, GA Al Warrington/Miami Wayne Wiles/ Ft. Myers <i>In Memoriam</i> Harold Ashley Jerry Chicone, Sr. Rex Farrior, Jr. Jack Holloway Scott Linder Paul McDonald Alfred McKethan Frank Oliver Alfred Ring George Sanders
Wayne Wiles/ Ft. Myers President-Elect	Bruce Culpepper/ Tampa	Hollis Hooks/Lakeland	Janell Monetti/ Apopka	Kyle Story/Lake Wales Clay Tousey/ Atlantic Beach					
Richard Ahrens/ West Palm Beach	Doug Davidson/St. Petersburg	Hjalma Johnson/ Dade City	Eric Nickelsen/ Pensacola	Karen Unger/ Tallahassee					
Carlos Alfonso/Tampa	Frank DeLuca/Ocala	Bill Kendrick/ Dade City	Ward Wagner, Jr./ West Palm Beach	Mary Jo Walker/ Fort Myers					
Dean Asher/Orlando	Steve deMontmollin/ Gainesville	Jim Kimbrough/ Brooksville	Lou Oberndorf/ Sarasota	Gene Peek/ Jacksonville					
John Bales/Tampa	Tom Donahoo/ Jacksonville	Darryl Leclair/ St. Petersburg	Jon Pritchett/ Gainesville	Bill Walton/ Jacksonville					
Judy Boles/Gainesville	James Duke/Ocala	Leonard Levy/Tampa	Jason Rosenber/ Gainesville	Melissa Whittemore/ Gainesville					
Jeff Boone/Venice	J. Rex Farrior, III/ Tampa	Pat Lloveras/Dunedin	Harry Wilder/ Gulf Breeze	Mike Sasso/ Winter Park					
Chris Bryan/ Fernandina Beach	Preston Farrior/Tampa	Bill Lloyd/ New Smyrna Beach	M. G. Sanchez/ Gainesville	Bryant Skinner/ Jacksonville					
Robert Buckner/ Brooksville	Bobby Ferreira/ Fernandina Beach	Neil McFarlane/Jupiter	Steve Melnyk/ Jacksonville						
Ed Carver/Atlanta, GA	Tom Freeman/DeBary	Kent Fuchs/Gainesville							
Joe Chapman/ Panama City	Kent Fuchs/Gainesville								
Ron Coleman/ Orange Park	Bill Futch/Ocala								

UNIVERSITY ATHLETIC ASSOCIATION

UAA Mission Statement

Strategic Purpose: Provide a championship experience with integrity on and off the field for student-athletes and the Gator Nation.

Vision Statement: Be the model collegiate athletics program, combining excellence and integrity in academics, athletics, and fan engagement to elevate the UF brand.

UF National All-Sports Finishes

The University of Florida is the only school in the country to finish among the nation's top 10 overall most successful programs each year since 1983.

Academic Year	UF Finish
1983-84	5th
1984-85	4th
1985-86	8th
1986-87	4th
1987-88	5th
1988-89	9th
1989-90	5th
1990-91	5th
1991-92	5th
1992-93	4th
1993-94	4th
1994-95	5th
1995-96	3rd
1996-97	5th
1997-98	T2nd
1998-99	4th
1999-00	7th
2000-01	7th
2001-02	3rd
2002-03	7th
2003-04	6th
2004-05	6th
2005-06	5th
2006-07	6th
2007-08	6th
2008-09	3rd
2009-10	2nd
2010-11	4th
2011-12	2nd
2012-13	2nd
2013-14	2nd
2014-15	4th
2015-16	5th

Note: Prior to 1993-94, USA Today ranked the nation's top athletic programs. Beginning with 1993-94, The National Association of College Directors of Athletics took over the all-sports rankings.

- A dozen top-10 national championship finishes – including a NCAA title by the Florida men's outdoor track & field team - led the University of Florida athletics program to a fifth-place finish in the 2015-16 Learfield Sports Directors' Cup standings. The finish marks Florida's eighth straight top-five finish in the rankings.
- Florida is the only program in the nation to finish among the nation's top 10 in each of the last 33 national all-sports standings.
- The Learfield Sports Directors' Cup, presented annually by the nation's athletics directors, recognizes the schools with the best overall sports performances in an academic year. Points are awarded based on finishes and participation in 20 NCAA Division I sports.
- Men's outdoor track & field took its third NCAA title since 2012 with its win in Eugene, Ore., on June 10. The Gator men's track & field program has registered six NCAA team titles since 2010 (indoor – 2010, 2011, 2012 & outdoor – 2012, 2013, 2016).
- 2015-16 marked the ninth consecutive season 12 or more Gator teams turned in top-10 national finishes. At least 10 Gator teams have turned in top-10 finishes in each of the last 15 seasons.

UF National Champions

Team	Year	Championship
Men's Golf	1968	NCAA Championship
Men's Golf	1973	NCAA Championship
Women's Swimming	1979	AIAW Championship
Gymnastics	1982	AIAW Championship
Women's Swimming	1982	NCAA Championship
Men's Swimming	1983	NCAA Championship
Men's Swimming	1984	NCAA Championship
Women's Golf	1985	NCAA Championship
Women's Golf	1986	NCAA Championship
Women's Indoor Track	1992	NCAA Championship
Women's Tennis	1992	NCAA Championship
Men's Golf	1993	NCAA Championship
Football	1996	Associated Press/Coaches
Women's Tennis	1996	NCAA Championship
Soccer	1998	NCAA Championship
Women's Tennis	1998	NCAA Championship
Men's Golf	2001	NCAA Championship
Women's Tennis	2003	NCAA Championship
Men's Basketball	2006	NCAA Championship
Football	2006	BCS/Associated Press
Men's Basketball	2007	NCAA Championship
Football	2008	BCS/Associated Press
Women's Swimming & Diving	2010	NCAA Championship
Men's Indoor Track & Field	2010	NCAA Championship
Men's Indoor Track & Field	2011	NCAA Championship
Women's Tennis	2011	NCAA Championship
Men's Indoor Track & Field	2012	NCAA Championship
Women's Tennis	2012	NCAA Championship
Men's Outdoor Track & Field	2012	NCAA Championship
Gymnastics	2013	NCAA Championship
Men's Outdoor Track & Field	2013	NCAA Championship
Gymnastics	2014	NCAA Championship
Softball	2014	NCAA Championship
Gymnastics	2015	NCAA Championship
Softball	2015	NCAA Championship
Men's Outdoor Track & Field	2016	NCAA Championship

UF SEC All-Sports Finishes

Year	Men	Women	Overall
1973-74	3rd	---	---
1974-75	3rd	---	---
1975-76	4th	---	---
1976-77	2nd	---	---
1977-78	2nd	---	---
1978-79	3rd	---	---
1979-80	7th	---	---
1980-81	4th	---	---
1981-82	4th	---	---
1982-83	4th	---	---
1983-84	3rd	2nd	2nd
1984-85	4th	1st	2nd
1985-86	6th	2nd	3rd
1986-87	3rd	2nd	3rd
1987-88	2nd	1st	T1st
1988-89	2nd	1st	1st
1989-90	6th	3rd	4th
1990-91	2nd	2nd	2nd
1991-92	1st	1st	1st
1992-93	1st	1st	1st
1993-94	1st	2nd	1st
1994-95	2nd	1st	1st
1995-96	1st	1st	1st
1996-97	3rd	1st	1st
1997-98	1st	1st	1st
1998-99	1st	2nd	1st
1999-00	1st	1st	1st
2000-01	3rd	1st	1st
2001-02	1st	1st	1st
2002-03	1st	1st	1st
2003-04	1st	2nd	1st
2004-05	1st	3rd	1st
2005-06	2nd	3rd	2nd
2006-07	1st	1st	1st
2007-08	2nd	1st	1st
2008-09	1st	1st	1st
2009-10	1st	1st	1st
2010-11	1st	1st	1st
2011-12	1st	1st	1st
2012-13	1st	1st	1st
2013-14	1st	1st	1st
2015-16	1st	1st	1st

Note: The New York Times Regional Newspaper Group took over coordination of the SEC All-Sports rankings in 1994-95. Prior to that, the league tabulated the SEC All-Sports totals.

GATOR IMG SPORTS NETWORK / NCAA COMPLIANCE

Basketball Radio Affiliates

Market	Station	Frequency
Bartow	WONN-AM	1230
Blountstown	WVFT-FM	93.3
Brooksville	WWJB-AM	1450
Cocoa	WMEL-AM	1300
Clearwater/Dade City	WDAE-AM	620
Clewiston	WAFC-AM	590
Dade City	WDCF-AM	1350
Daytona	WNDB-AM	1150
Ft. Myers/Naples/Marco Island	WFVN-AM	1240
	WNOG-AM	1270
Ft. Pierce/PSL/Stuart	WSTU-AM	1450
Gainesville	WRUF-FM	103.7
	WRUF-AM	850
Griffin, GA	WKEU-FM	88.9
	WKEU-AM	1450
Homosassa	WYKE-FM	104.3
Jacksonville	WFXJ-AM	930
Key West	WKWF-AM	1600
Lake City	WNFB-FM	94.3
	WDSR-AM	1340
Lakeland	WONN-AM	1230
Melbourne/Sebastian	WROK-FM	95.9
Miami	WINZ-AM	940
	WIOD-AM	610
New Smyrna Beach	WLOV-FM	99.5
Okeechobee	WOKC-AM	1570
	WOKC-FM	100.9
Orlando	WFLF-AM	540
Palatka	WIYD-AM	1260
Panama City	WYOO-FM	101.1
Port Saint Joe	WTKP-FM	93.5
Ft Walton Beach	WTKE-FM	100.3
Pensacola	WCOA-FM	100.7
Sarasota	WDAE-AM	620
Sebring	WWTK-AM	730
Tallahassee	WVFT-FM	93.3
St. Augustine	WAOC-AM	1420
Tampa	WDAE-AM	620
West Palm Beach	WJNO-AM	1290
	WZZR-FM	94.3

Gator IMG Sports Network

The Gator IMG Sports Network has the largest college basketball sports network in the Sunshine State, with almost 35 stations from the Panhandle to the Florida Keys broadcasting the complete University of Florida basketball schedule.

Mike Hubert, who joined Florida as the Voice of the Gators in 1989, handles play-by-play duties, while Mark Wise provides color commentary for most broadcasts.

Gator basketball broadcasts blanket the state, with many of the same stations also carrying the weekly call-in show *Gator Talk* live from Piesanos Pints & Pies at the intersection of University Avenue and NW 13th St. in Gainesville.

Sun Sports and IMG College, with offices in Orlando and Gainesville, are the rights-holders of the Gator IMG Sports Network.

All Gator IMG Sports Network basketball broadcasts can also be heard live via GatorVision, the official video and audio streaming site of the Florida Gators, and Tuneln, with select broadcasts available on SiriusXM as well.



Prospective Student-Athlete

You are a "prospective student-athlete" when you start ninth-grade classes. Before the ninth grade, you become a prospective student-athlete if a college gives you (or your relatives or friends) any financial aid or other benefits that the college does not provide to prospective students generally.

You become a "recruited prospective student-athlete" at a particular college if any coach or representative of the college's athletics interest (booster or representative) approaches you (or any member of your family) about enrolling and participating in athletics at that college. Activities by coaches or boosters that cause you to become a recruited prospective student-athlete are:

- providing you with an official visit;
- visiting you or any other member of your family anywhere other than the college campus;
- placing more than one telephone call to you or any other member of your family; or
- signing a National Letter of Intent or a University of Florida written offer of athletically related financial aid.

Academics and Amateurism

It is extremely important for you to give maximum academic effort as you conclude your high school attendance while maintaining your amateur status before entering college. To practice or play during your freshman year, you must meet the provisions of NCAA Bylaw 14.3, which include: (a) graduating from high school, (b) achieving a minimum cumulative grade point average in 16 core courses and achieving a corresponding minimum combined score on the SAT, or a minimum sum total score on the ACT as determined by the NCAA Eligibility Center. You must also meet the provisions of Bylaw 12.3, which include verification that you have retained your amateur status prior to entering college. The NCAA Eligibility Center must certify the initial-eligibility and amateur status of all incoming freshman student-athletes. Therefore, you must register with the Eligibility Center as soon as possible. For online web access contact: www.eligibilitycenter.org.



Inducements

All institutional staff members and boosters are prohibited from offering or providing any financial aid or other benefits to you or your relatives or friends other than those expressly permitted by NCAA regulations. Specifically prohibited inducements include:

- providing cash or loans in any amount, or
- signing or co-signing for a loan
- providing gifts of any kind, including clothing or equipment
- providing special discounts for goods or services
- providing free or reduced housing/rent

Should you have any questions regarding NCAA rules and regulations, please feel free to contact the University of Florida Athletic Association Compliance Office at:

(352) 375-4683, x6022

MEDIA INFORMATION

CREDENTIALS: Requests for credentials will be taken online and reviewed by Florida basketball SID Denver Parler. To access the credential request form, please visit www.sportssystem.com/floridahoops. Once you have submitted your credential request, you will receive an automated email from the Communications Department acknowledging your request was received and is being reviewed. Once a decision is made on your request, you will receive an email with further information.

CREDENTIAL PICK-UP: Depending on the situation, credentials will be mailed or held at the Press Will Call window at Exactech Arena at the O'Connell Center, which opens for pick-up 90 minutes prior to each game. If enough advance notice is given, credentials can be mailed or overnighted at the expense of the media organization making the request.

INTERNET CREDENTIALS: Only official websites of each participating institution, along with networks holding contractual broadcast rights to a game and websites affiliated with a national publication or news outlet, will be issued credentials.

PLAYER/STAFF INTERVIEWS: All interview requests for the players or coaching staff should be coordinated through Denver Parler at least 24 hours in advance. Interviews will be arranged before or after practice according to class and meeting schedules during the preseason and once the season begins, players will typically be available at least once a week plus game days. Please contact Parler for player availability during the season. The Communications Office will not give out home or cell phone numbers for any players, and players may not be contacted directly by phone, text, email or social media. Members of the media are not permitted in team areas. Team locker room, training room and strength complex are considered private work areas. These areas, as well as players' housing (on-campus and off-campus), are off-limits to media representatives.

PRESS CONFERENCES: Head Coach Mike White will conduct a weekly press conference at 11:15 a.m. each Monday during SEC season at the UF Women's Club, adjacent to the Florida Basketball Practice Facility. Gator players will be brought in afterwards when class schedules permit. Additional media opportunities will also be held at the Women's Club.

PRACTICE COVERAGE: University of Florida men's basketball practices are closed to the media, as is the game day shoot around both at home and on the road.

WEEKLY TELECONFERENCE: The Southeastern Conference office will conduct a weekly teleconference beginning with the start of conference play and continuing through the postseason teleconference on the Monday following the SEC Tournament. (Dates subject to change.)

Bryce Drew (VU)	11:00 a.m.
MIKE WHITE (UF)	11:07 am.
Frank Martin (USC)	11:14 a.m.
Mark Fox (UGA)	11:21 a.m.
Johnny Jones (LSU)	11:28 a.m.
John Calipari (UK)	11:35 a.m.
Rick Barnes (UT)	11:42 a.m.
Mike Anderson (ARK)	11:49 a.m.
Avery Johnson (UA)	11:56 a.m.
Bruce Pearl (AU)	12:03 p.m.
Andy Kennedy (OM)	12:10 p.m.
Ben Howland (MSU)	12:17 p.m.
Kim Anderson (MU)	12:24 p.m.
Billy Kennedy (TAM)	12:31 p.m.

VIDEO: Media outlets are limited to a total of three minutes of video per day to be posted on their websites or shown on a news broadcast. This applies to outlets that are primarily websites, as well as to TV station, newspaper or magazine websites.

MEDIA ROOM/INTERVIEW AREA: Located on the service level of the O'Connell Center behind the bench side of the arena, the media room includes work space, necessary electrical outlets, a television and wireless internet. A meal, snacks and soft drinks are also available in the media room. Post-game coaches and player press conferences are also conducted in this area.

FLORIDA LOCKER ROOM: The Gator locker room is closed to the media with the exception of the SEC and NCAA Tournaments. Coach White and selected Florida players will be available to the media following games in the media room/interview area. The visiting head coach will also be available in the media room for all SEC games and for non-conference games if warranted. Visiting player availability will be determined by the visiting SID.

VISITOR LOCKER ROOM: Interview policies and procedures will be determined by visiting Sports Information Directors and coaches. Those procedures will be announced on game days.

RADIO: ISDN and telephone lines are provided for visiting broadcasts. Broadcast coordinators/producers are encouraged to contact Denver

Parler prior to arrival in Gainesville to make sure all broadcast needs are met. All other telephone requests must be made through Tony DeLuca at AT&T (ad1186@att.com). When ordering lines, contact Parler to assure proper placement along press row.

PHOTOGRAPHERS: Restricted to two baseline locations closest to the team benches.

TELEPHONES: We strongly encourage you to make sure that your phone needs are met before game day. Telephone orders should be placed directly with Tony DeLuca at AT&T (ad1186@att.com). If you anticipate deadline problems, we recommend you order your own line to ensure meeting deadlines. The Communications Office will not be able to help you with a phone line/equipment on the day of a game.

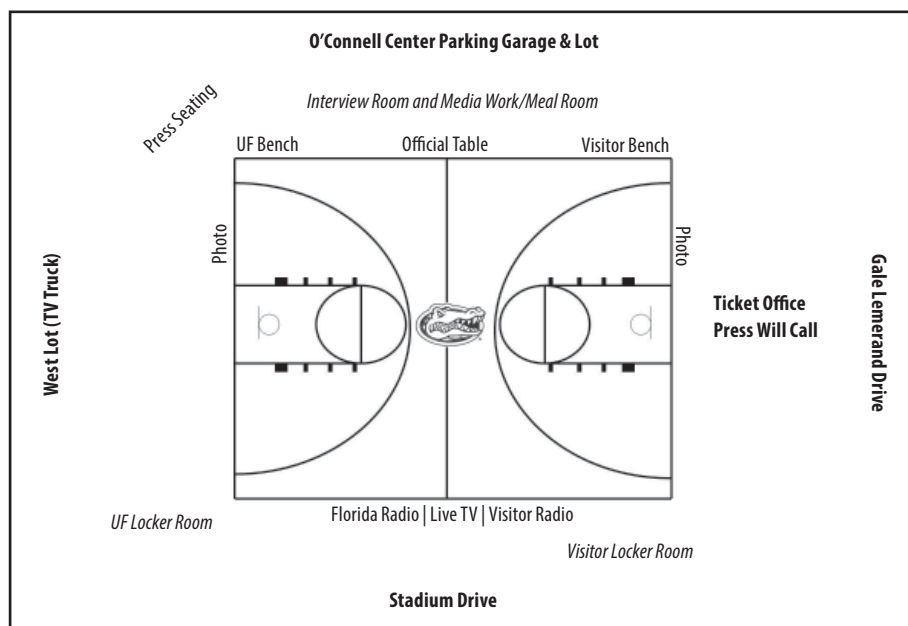
GENERAL GAME DAY MEDIA SERVICES: Game program/scorecards, game notes, play-by-play, complete halftime and final statistics, coaches quote sheets and post-game notes are all regular services on game days.

SEATING: Press seating is assigned, and all media members are asked to utilize their assigned seat. Press seating is located in the corner of the arena nearest the Florida bench.

PARKING: A limited number of parking spaces exist and can be requested online with your credential application. Please note that if you are picking up your credentials at Press Will Call, we will be unable to provide a parking pass as you will have to park before visiting Press Will Call. Free parking is available in the parking deck next to the O'Connell Center and is generally still available 75-90 minutes before the game. Preference will be given to the state's major daily newspapers, radio and television stations that cover the Gators on a regular basis. All other available parking passes will be distributed on a game-by-game basis.

COMMUNICATIONS SHIPPING ADDRESS

Ben Hill Griffin Stadium
 Central Receiving
 121 Gale Lemerand Dr.
 Gainesville, FL 32611



Bold: Outside the O'Connell Center; *Italics:* Outside the seating bowl

FLORIDA BASKETBALL

2016

JERSEY NUMBERS

2017



2016-2017 SCHEDULE

FRIDAY, NOVEMBER 11
vs. **FLORIDA GULF COAST**
JACKSONVILLE, FLORIDA

SUNDAY, NOVEMBER 13
vs. **MERCER**
JACKSONVILLE, FLORIDA

THURSDAY, NOVEMBER 17
vs. **ST. BONAVENTURE**
LAKE LAND, FLORIDA

MONDAY, NOVEMBER 21
vs. **BELMONT**
TAMPA, FLORIDA

THURSDAY, NOVEMBER 24
vs. **SETON HALL**
ORLANDO, FLORIDA

FRIDAY, NOVEMBER 25
vs. **GONZAGA OR QUINNIPIAC**
ORLANDO, FLORIDA

SUNDAY, NOVEMBER 27
vs. **TBA**
ORLANDO, FLORIDA

THURSDAY, DECEMBER 1
AT **NORTH FLORIDA**
JACKSONVILLE, FLORIDA

TUESDAY, DECEMBER 6
vs. **DUKE**
NEW YORK CITY, NEW YORK

SUNDAY, DECEMBER 11
AT **FLORIDA STATE**
TALLAHASSEE, FLORIDA

SATURDAY, DECEMBER 17
vs. **CHARLOTTE**
SUNRISE, FLORIDA

WEDNESDAY, DECEMBER 21
LITTLE ROCK
GAINESVILLE, FLORIDA

THURSDAY, DECEMBER 29
AT **ARKANSAS**
LITTLE ROCK, ARKANSAS

TUESDAY, JANUARY 3
OLE MISS
GAINESVILLE, FLORIDA

SATURDAY, JANUARY 7
TENNESSEE
GAINESVILLE, FLORIDA

TUESDAY, JANUARY 10
AT **ALABAMA**
TUSCALOOSA, ALABAMA

SATURDAY, JANUARY 14
GEORGIA
GAINESVILLE, FLORIDA

WEDNESDAY, JANUARY 18
AT **SOUTH CAROLINA**
COLUMBIA, SOUTH CAROLINA

SATURDAY, JANUARY 21
VANDERBILT
GAINESVILLE, FLORIDA

WEDNESDAY, JANUARY 25
AT **LSU**
BATON ROUGE, LOUISIANA

SATURDAY, JANUARY 28
AT **OKLAHOMA**
NORMAN, OKLAHOMA

THURSDAY, FEBRUARY 2
MISSOURI
GAINESVILLE, FLORIDA

SATURDAY, FEBRUARY 4
KENTUCKY
GAINESVILLE, FLORIDA

TUESDAY, FEBRUARY 7
AT **GEORGIA**
ATHENS, GEORGIA

SATURDAY, FEBRUARY 11
TEXAS A&M
GAINESVILLE, FLORIDA

TUESDAY, FEBRUARY 14
AT **AUBURN**
AUBURN, ALABAMA

SATURDAY, FEBRUARY 18
AT **MISSISSIPPI STATE**
STARKVILLE, MISSISSIPPI

TUESDAY, FEBRUARY 21
SOUTH CAROLINA
GAINESVILLE, FLORIDA

SATURDAY, FEBRUARY 25
AT **KENTUCKY**
LEXINGTON, KENTUCKY

WEDNESDAY, MARCH 1
ARKANSAS
GAINESVILLE, FLORIDA

SATURDAY, MARCH 4
AT **VANDERBILT**
NASHVILLE, TENNESSEE

MARCH 8-12
AT **SEC TOURNAMENT**
NASHVILLE, TENNESSEE

ALL REGULAR-SEASON HOME GAMES ARE HELD AT THE EXACTECH ARENA AT THE STEPHEN C. O'CONNELL CENTER. DATES AND LOCATIONS ARE SUBJECT TO CHANGE.

   **GATORSMBK**